



# 2021 MEDIA GUIDE



# AZTEC FOOTBALL



# SDSU MISSION VALLEY



# AZTEC STADIUM



**COMING 2022**



# Table of Contents



10 BOWL GAME APPEARANCES SINCE 2010 ▶ 21 CONFERENCE CHAMPIONSHIPS



San Diego State returns 17 starters from the offensive and defensive side of the ball, including offensive lineman Zachary Thomas (left), running back Greg Bell (center) and linebacker Caden McDonald (right).



<b>INTRODUCTION</b>	<b>1</b>
Alphabetical Index	2
Quick Facts	3
Roster	4
Depth Chart	6

Savai'i Eselu	18
Mike Goff	19
Kyle Hoke	20
Demetrius Sumler	21
Jordan Thomas	22
Gary Bernardi	23
Kevin Wolthausen	24
Strength & Conditioning	25
Recruiting	26
Graduate Assistants	29
Football Operations	30
Support Staff	31
Medical Staff	33
All-Time Coaches	34



<b>REVIEW</b>	<b>107</b>
Results and Statistics	108
Mountain West Statistics	118
Game Recaps	120



<b>UNIVERSITY</b>	<b>225</b>
San Diego State University	226
Achievements and Distinctions	227
Prominent Alumni	228
Dr. Adela de la Torre	229
John David Wicker	230
Athletics Directory	231
Aztec Hall of Fame	232
Mountain West	234
Dignity Health Sports Park	236
Aztec Stadium	237
2021 Opponents	238
Composite Schedule	241



<b>COACHING STAFF</b>	<b>7</b>
Brady Hoke	8
Jeff Horton	12
Jeff Hecklinski	14
Kurt Mattix	15
Hunkie Cooper	16
Doug Deakin	17



<b>STUDENT-ATHLETES</b>	<b>35</b>
Returning Student-Athlete Bios	36
2020 Newcomers	104



<b>RECORDS</b>	<b>129</b>
<b>HISTORY</b>	<b>171</b>



# Table of Contents



10 BOWL GAME APPEARANCES SINCE 2010 ► 21 CONFERENCE CHAMPIONSHIPS

AZTEC FOOTBALL MEDIA GUIDE

## ALPHABETICAL INDEX

All-Americans, First-Team	181
Assistant Coaches Bios	12
Athletic Director, John David Wicker	230
Athletics Directory	231
Attendance	170
Bowl History	177
Coaching History, All-Time	176
Comebacks, Largest	218
Conference Honors	185
Defense, Year-by-Year	174
Depth Chart, 2021	6
Hall of Fame, Aztec	243
Hoke, Bio Brady	8
Letter Winners	196
Longest Plays, All-Time	168
Mountain West Statistics, 2020	118
National Honors	183
Newcomers	104
NFL, Aztecs In The	194
NFL Draft	192
Offense, Year-By-Year	172
Player Bios	35
Prominent Alumni	228
Quarterback Starting Debuts	223
Quick Facts	3
Rankings, National	220
Recap, 2020 Season	108
Recaps, 2020 Games	120
Records	129
Results, All-Time	202
Roster, 2021	4
Schedule, 2021	2
Schedule, Composite (All Opponents)	241
San Diego State University	226
Series Records, All-Time	215
Stadium, Aztec	237
Statistics, 2020	108
Support Staff Bios	31
Team Awards	189

## 2021 SAN DIEGO STATE SCHEDULE

SEPT. 4 - DIGNITY HEALTH SPORTS PARK 7:30 p.m. PT • CBSSN		NEW MEXICO STATE
SEPT. 11 - TUCSON, Ariz. 7 p.m. PT • Pac-12 Networks		at ARIZONA
SEPT. 18 - DIGNITY HEALTH SPORTS PARK 4 p.m. PT • CBSSN		UTAH
SEPT. 25 - DIGNITY HEALTH SPORTS PARK 12:30 p.m. PT • STADIUM		TOWSON
OCT. 9 - DIGNITY HEALTH SPORTS PARK TBA • FOX or FS1 or FS2		NEW MEXICO*
OCT. 15 - SAN JOSE, Calif. 7:30 p.m. PT • CBSSN		at SAN JOSÉ STATE*
OCT. 23 - USAF ACADEMY, Colo. 5 p.m. MT • CBSSN		at AIR FORCE*
OCT. 30 - DIGNITY HEALTH SPORTS PARK 7:30 p.m. PT • CBSSN		FRESNO STATE*
NOV. 6 - HONOLULU, Hawaii TBA • FOX or FS1 or FS2		at HAWAII*
NOV. 13 - DIGNITY HEALTH SPORTS PARK 7:30 p.m. PT • CBSSN		NEVADA*
NOV. 19 - LAS VEGAS, Nev. 8:30 p.m. PT • CBSSN		at UNLV*
NOV. 26 - DIGNITY HEALTH SPORTS PARK 9 a.m. PT • CBS		BOISE STATE*

\* - Mountain West game

## 2021 SDSU Football Media Guide

The 2021 San Diego State University Football Media Guide is a publication of the San Diego State University athletic media relations office. The publication was written, edited and designed by assistant athletic director - media relations Jamie McConeghy, with assistance from senior associate athletic director of communications and media relations Mike May and assistant media relations director Jim Solien, and media relations student Sam Meyers.

Covers designed by Craig Smith.





# Quick Facts



10 BOWL GAME APPEARANCES SINCE 2010 ▶ 21 CONFERENCE CHAMPIONSHIPS

## UNIVERSITY INFORMATION

Name: San Diego State University  
 Location: San Diego, Calif.  
 Founded: 1897  
 Enrollment: 33,870  
 Nickname: Aztecs  
 School Colors: Scarlet (PMS 187) and Black  
 Stadium (for 2020-21) (Capacity): Dignity Health Sports Park (27,000)  
 Surface: Natural Grass  
 Conference: Mountain West  
 University President: Dr. Adela de la Torre  
 Director of Athletics: John David Wicker  
 Alma Mater: Mississippi State '92  
 Athletics Department Phone: 619-594-3019  
 Ticket Office Phone: 619-283-SDSU (7378)  
 School Website: sdsu.edu  
 Athletics Website: goaztecs.com  
 Conference Website: themw.com

## TEAM INFORMATION

2020 Record: 4-4  
 Conference/Finish: 4-2/4th  
 Conference Championship: n/a  
 Postseason: n/a  
 Starters Returning/Lost: 19/6  
 Offense/Defense/Kickers Returning: 9/10/1  
 Offensive System: Multiple  
 Defensive System: 3-3-5

## COACHES AND STAFF

Head Coach: Brady Hoke  
 Alma Mater: Ball State '82  
 Record at School (Years): 17-16 (3 years, entering 4th)  
 Career Record (Years): 82-76 (13 years, entering 14th)  
 Football Office: 619-594-6769  
 Football Fax: 619-594-4775  
 Best Time to Contact Hoke: Contact SID Office  
 Associate Head Coach/Running Backs: Jeff Horton  
 Offensive Coordinator/Quarterbacks: Jeff Hecklinski  
 Defensive Coordinator/Linebackers: Kurt Mattix  
 Wide Receivers: Hunkie Cooper  
 Special Teams Coordinator: Doug Deakin  
 Tight Ends: Savai'i Eselu  
 Offensive Line: Mike Goff  
 Safeties: Kyle Hoke  
 Cornerbacks: Demetrius Sumler  
 Defensive Line: Jordan Thomas  
 Asst. AD for Strength & Conditioning: Adam Hall  
 Director of Operations: Ruben Pena  
 Offensive Analyst: Gary Bernardi  
 Defensive Analyst: Kevin Wolthausen  
 Football Office Coordinator: Taylor Long  
 Long Office Phone: 619-594-7197  
 Football Recruiting Analyst: Matt Razzano  
 Razzano Office Phone: 619-594-6769  
 Football Operations Specialist: Craig Smith  
 Smith Office Phone: 619-594-7198  
 Recruiting Coordinator: Tahj Capehart  
 Recruiting Coordinator: Nik Embernate  
 Recruiting Coordinator: Anthony Zampese  
 Graduate Assistant - Quarterbacks/Wide Receivers: Daniel Bleske  
 Graduate Assistant - Defensive Backs: Pierre Cormier  
 Graduate Assistant - Offensive Line: Ryan Krum  
 Graduate Assistant - Defensive Line: Mike Linehan  
 Asst. AD of Sports Medicine/Head Athletic Trainer: Patrick Spieldenner  
 Director of Athletic Equipment Services: Angie Garza

## IMPORTANT NUMBERS

San Diego State Department of Athletics: 619-594-3019  
 San Diego State Football Office: 619-594-6769  
 San Diego State Athletic Media Relations: 619-594-5547  
 Mountain West Office: 719-488-4040

## FOOTBALL HISTORY

Seasons of Football: Entering 99th

First Year of Football: 1921  
 All-Time Record: 569-431-32 (.567)  
 Conference Championships: 21  
 1922, 1923, 1924, 1936, 1937, 1950, 1951, 1962, 1963, 1966,

1967, 1969, 1970, 1972, 1973, 1974, 1986, 1998, 2012, 2015, 2016  
 Bowl Games: 18 (9-9)  
 1948, 1951, 1966, 1967, 1969, 1986, 1991, 1998, 2010,  
 2011, 2012, 2013, 2014, 2015, 2016, 2017, 2018, 2019  
 Division I Seasons: Entering 53rd  
 Division I Record: 337-268-8 (.556)  
 Bowl Games: 14 (6-8)  
 Last Bowl: 2019 New Mexico Bowl  
 Last Bowl Result: San Diego State 48, Central Michigan 11

## MEDIA RELATIONS OFFICE

SID Main Office Number: 619-594-5547  
 SID Fax Number: 619-582-6541  
 Senior Associate Athletic Director of Communications and Media Relations: Mike May\*  
 Mobile Number: 619-957-8372  
 E-Mail: mmay@sdsu.edu  
 Assistant AD/Media Relations: Jamie McConeghy\*  
 Mobile Number: 607-435-5577  
 E-Mail: jmcconeg@sdsu.edu  
 Assistant Media Relations Director: Jim Solien^  
 Mobile Number: 619-341-9082  
 E-Mail: jsolien@sdsu.edu  
 Assistant Media Relations Director: Ben Pearson  
 Assistant Media Relations Director: Richard Stern  
 Coordinator of Multimedia Productions: Jason Bott  
 Media Relations Coordinator (Media/Scout Credentials): Maddie Heaps  
 Address: SDSU Department of Athletics  
 Fowler Athletics Center, Suite 3014  
 5302 55th Street, San Diego, CA 92182-4309

\* - primary football contacts; ^ - secondary contact

## RADIO INFORMATION

Flagship Stations: 101.5 KGB, Fox Sports 1360  
 Play-By-Play Announcer: Ted Leitner  
 Analyst: Rich Ohrnberger  
 Sideline Reporter: TBA

## VIDEO INFORMATION

Video Footage Contact: Jason Bott  
 Contact Bott: 619-594-2428

## 2020 SCHEDULE/RESULTS (4-2, 4-4 MW)

Date	Opponent	Result	Score	Broadcast
Oct. 24	UNLV*	W	34-6	CBS Sports Network
Oct. 31	at Utah State*	W	38-7	CBS Sports Network
Nov. 6	San Jose State*	L	17-28	CBS Sports Network
Nov. 14	Hawaii**	W	34-10	Yurview
Nov. 21	at Nevada*	L	21-26	CBS
Nov. 27	at Fresno State*		Cancelled	FS1
Nov. 28	at Colorado	L	10-20	Pac-12 Network
Dec. 5	Colorado State*	W	29-17	CBS Sports Network
Dec. 12	at No. 14/16 Brigham Young	L	14-28	ESPN2

\* - Mountain West game



# Roster



10 BOWL GAME APPEARANCES SINCE 2010 ▶ 21 CONFERENCE CHAMPIONSHIPS

ROSTER ◀ 2021 SEASON

Alphabetical		
No.	Name	Pos.
89	Albanez, Kyle	TE
6	Aleki, Andrew	LB
40	Alves, Andrew	LB
42	• Anderson, Brady	LB
2	• Araiza, Matt	K/P
38	Armstead, Jaylon	RB
30	• Avinger, Lucky	RB
17	• Avinger, Noah	CB
2	• Banks, Keshawn	DL
27	Barfield, Cedarius	S
34	Baskerville, CJ	S
21	Bell, Chance	RB
22	• Bell, Greg	RB
88	Bellinger, Daniel	TE
75	Bessent, Desmond	OL
59	• Boersma, Liam	DL
12	Branch, Dallas	CB
37	• Britton, Stephen	RB
4	Brookshire, Jordan	QB
48	Brown, Adonis	CB
22	• Brown, Jaiden	CB
13	• Browning, Jack	K/P
37	• Bryant, DJ	CB
5	Busbee, BJ	WR
15	Byrd, Jordan	RB
55	• Capra, Joey	OL
31	Celestine, Davaughn	S
61	Crenshaw-Dickson, Brandon	OL
97	Dalton, Darrion	DL
29	• Davis, Cam	RB
84	De Los Reyes, Darius	WR
81	Dedeaux, Ethan	WR
41	• Delgado, David	K
45	• Draeger, Wyatt	DL
73	Dunkle, William	OL
87	Duru, Koby	WR
53	Ennis, Thomas	LB
17	• Eucker, Marshall	QB
58	Ewailiko, Pa'a	DL
51	Fiaseu, Zyus	LB
39	Fountain, Garret	LB
86	Gilliam, Ronald	WR
78	Gonebure, Ilaisa	OL
26	• Goynes, Joshua	S
94	Greene, Aaron	TE
69	Gudion, Dominic	OL
49	• Harpole, Cameron	TE
62	Harrison, Jonathan	OL
98	Hart, Avory	DL
9	Hawkins, Tayler	CB
3	Haskell, Will	QB
56	Herman, DJ	LB
60	Hernandez, Sebastian	OL
49	• Hopkins, Collyn	K/P
10	• Horning, Baylor	QB
7	Johnson, Lucas	QB
70	Jones, Christian	OL
44	Kaho, Vai	LB
47	• Kaupiko, Hunter	LB
96	Kothe, Elijah	WR
43	Lakalaka, Seyddrick	LB
52	Lecky, Jalil	DL
71	Leonard, Zavier	OL
11	• Magee, Jatavious	S
55	• Mailangi, Sefo	DL
32	• Malone, Dezjhon	S
64	Martinez, Chris	DL
57	Masanai, Darrell	LB
45	• Matthews, Jesse	WR
18	• Mayden, Jalen	QB

Numerical									
No.	Name	Pos.	Ht.	Wt.	Yr.	Exp.	Hometown (High School/College)		
2	Matt Araiza	K/P	6-2	200	Jr.	2L	San Diego, Calif. (Rancho Bernardo High)		
2	Keshawn Banks	DL	6-4	265	Sr.	3L	Rio Rancho, N.M. (Rio Rancho High)		
3	Will Haskell	QB	6-4	200	Fr.	HS	Glendale, Ariz. (Ironwood High)		
4	Jordan Brookshire	QB	6-2	220	Sr.	SQ	Santa Rosa, Calif. (Cardinal Newman High/Laney CC)		
5	BJ Busbee	WR	5-8	155	Sr.	3L	Long Beach, Calif. (St. Anthony High)		
6	Andrew Aleki	LB	6-3	230	Sr.	4L	Honolulu, Hawaii (Kamehameha High)		
7	Lucas Johnson	QB	6-3	215	Sr.	SQ	San Diego, Calif. (Mt. Carmel High/Georgia Tech)		
9	Taylor Hawkins	CB	6-1	205	Sr.	4L	Palm Springs, Calif. (Palm Springs High)		
10	Baylor Horning	QB	6-2	200	Fr.	RS	Sparks, Nev. (Reed High)		
10	Noah Tumblin	CB	6-2	180	So.	1L	San Diego, Calif. (Mira Mesa High)		
11	Jatavious Magee	S	6-1	170	Fr.	HS	Federal Way, Wash. (Federal Way High)		
11	Brionne Penny	WR	6-3	190	So.	SQ	Norwalk, Calif. (Narbonne High)		
12	Dallas Branch	CB	5-11	180	Jr.	1L	Redondo Beach, Calif. (Salesian High/Long Beach City College)		
13	Jack Browning	K/P	5-11	185	So.	TR	Lakeside, Calif. (West Hills High/Grossmont College)		
13	Isaiah Richardson	WR	6-1	200	Sr.	2L	Palmdale, Calif. (Chaminade College Prep)		
14	Tyrell Shavers	WR	6-6	210	Jr.	TR	Lewisville, Texas (Lewisville High/Mississippi State)		
15	Jordan Byrd	RB	5-9	170	Sr.	3L	Albuquerque, N.M. (Manzano High)		
16	Cassius Savage	CB	6-1	165	Fr.	RS	Buena Park, Calif. (Western High)		
17	Marshall Eucker	QB	6-5	225	Fr.	RS	Encinitas, Calif. (La Costa Canyon High)		
17	Noah Avinger	CB	6-1	175	Fr.	HS	Cerritos, Calif. (Servite High)		
18	Jalen Mayden	QB	6-3	230	So.	TR	Garland, Texas (Sachse High/Mississippi State)		
18	Trenton Thompson	S	6-2	200	Sr.	4L	Palm Springs, Calif. (Palm Springs High)		
19	Kyron White	S	5-11	195	So.	1L	Fort Worth, Texas (Arlington High)		
20	Rashad Scott	S	6-2	195	Sr.	3L	San Diego, Calif. (Helix High)		
21	Chance Bell	RB	5-10	185	Sr.	3L	Burbank, Calif. (John Burroughs High)		
22	Greg Bell	RB	6-0	200	Sr.	1L	Chula Vista, Calif. (Bonita Vista High/Nebraska)		
22	Jaidden Brown	CB	6-0	160	Fr.	HS	San Diego, Calif. (Helix High)		
23	Isaiah McElvane	CB	6-0	190	So.	1L	San Jose, Calif. (Valley Christian High)		
24	Segun Olubi	LB/S	6-2	220	Sr.	1L	Corona, Calif. (Centennial High/Harding Univ.)		
26	Joshua Goynes	S	5-10	170	Fr.	HS	Las Vegas, Nev. (Faith Lutheran High)		
26	Kaegun Williams	RB	5-9	195	Sr.	3L	Cedar Hill, Texas (Cedar Hill High)		
27	Cedarius Barfield	S	5-11	195	Jr.	2L	El Paso, Texas (El Dorado High)		
29	Cam Davis	RB	5-8	180	Fr.	HS	Dallas, Texas (South Oak Cliff High)		
29	Allan Mwata	S	6-0	195	Jr.	SQ	Las Vegas, Nev. (Liberty High)		
30	Lucky Avinger	RB	6-1	205	Jr.	RS	Cerritos, Calif. (La Habra High/Fullerton College)		
30	Dominic Oliver	LB	6-3	220	Fr.	HS	San Jose, Calif. (Valley Christian High)		
31	Davaughn Celestine	S	6-0	195	So.	SQ	Placentia, Calif. (El Dorado High)		
32	Dezhon Malone	S	6-2	200	Fr.	RS	Fresno, Calif. (Edison High)		
32	Connor McBride	TE	6-2	240	Sr.	SQ	Irvine, Calif. (Woodbridge High/Saddleback College)		
33	Patrick McMorris	S	6-0	210	Jr.	2L	Santa Ana, Calif. (Santa Ana High)		
34	CJ Baskerville	S	6-2	200	Fr.	HS	North Richland, Texas (Richland High)		
35	Jelani Whitmore	CB	6-0	175	Fr.	RS	Rialto, Calif. (Carter High)		
36	New Zealand Williams	S	6-2	200	Fr.	HS	Carson, Calif. (St. Bernard High)		
37	Stephen Britton	RB	6-0	205	Fr.	HS	Carlsbad, Calif. (Santa Fe Christian High)		
37	DJ Bryant	CB	6-0	175	Fr.	HS	Oakland, Calif. (San Leandro High)		
38	Jaylon Armstead	RB	5-11	220	Fr.	RS	Los Angeles, Calif. (Serra High)		
39	Garret Fountain	LB	6-4	240	So.	1L	Turlock, Calif. (Turlock High)		
40	Andrew Alves	LB	6-2	230	Jr.	2L	San Diego, Calif. (St. Augustine High)		
41	David Delgado	K	5-10	165	So.	SQ	San Diego, Calif. (Hilltop High)		
41	Phillippe Wesley II	WR	6-0	185	Fr.	HS	Grandview, Mo. (St. Bernard High (Calif.))		
42	Brady Anderson	LB	6-2	220	Fr.	HS	Bakersfield, Calif. (Liberty High)		
42	Gus McGee	TE	6-5	245	Fr.	HS	Newburyport, Mass. (Christopher Columbus High (Fla.))		
43	Seyddrick Lakalaka	LB	6-1	235	Sr.	3L	Kalihi, Hawaii (Punahou High)		
44	Vai Kaho	LB	6-1	225	So.	1L	Reno, Nev. (Bishop Manogue High)		
45	Wyatt Draeger	DL	6-4	260	So.	1L	Reno, Nev. (Reno High)		
45	Jesse Matthews	WR	6-0	190	Jr.	2L	San Diego, Calif. (Christian High)		
46	Michael Shawcroft	LB	6-2	220	Jr.	2L	San Diego, Calif. (Helix High)		
47	Hunter Kaupiko	LB	6-0	220	Fr.	RS	Las Vegas, Nev. (Faith Lutheran High)		
47	JP Murphy	WR	6-0	175	Fr.	HS	Danville, Calif. (San Ramon Valley High)		
48	Adonis Brown	CB	6-0	185	Jr.	SQ	Westlake, Calif. (Chaminade College Prep/Texas Tech)		
49	Cameron Harpole	TE	6-4	205	Fr.	HS	Plano, Texas (Prosper High)		
49	Collyn Hopkins	K/P	6-2	215	Fr.	HS	Bradley, Ill. (Bradley-Bourbonnais Community High)		
50	Sam Wintermeyer	LS	6-1	205	Fr.	HS	Scottsdale, Ariz. (Cactus Shadows High)		
51	Zyus Fiaseu	LB	6-0	220	Fr.	HS	Las Vegas, Nev. (Liberty High)		
52	Jalil Lecky	DL	6-5	235	Sr.	2L	Antioch, Calif. (Heritage High/College of San Mateo)		
53	Thomas Ennis	LB	6-3	225	Fr.	HS	Oxnard, Calif. (Oxnard Union High)		
54	Caden McDonald	LB	6-3	235	Sr.	3L	Haslet, Texas (Northwest High)		
55	Joey Capra	OL	6-4	300	So.	SQ	Auburn, Calif. (Placer High)		
55	Sefo Mailangi	DL	6-4	240	Sr.	2L	Huntington Beach, Calif. (Edison High/Saddleback College)		
56	DJ Herman	LB	6-2	235	Fr.	HS	Las Vegas, Nev. (Bishop Gorman High)		



# Roster



10 BOWL GAME APPEARANCES SINCE 2010 ▶ 21 CONFERENCE CHAMPIONSHIPS

## Numerical

No.	Name	Pos.	Ht.	Wt.	Yr.	Exp.	Hometown (High School/College)
57	Darrell Masaniai	LB	6-2	220	Fr.	RS	Honolulu, Hawaii (St. Louis School)
58	Pa'a Ewailiko	DL	6-4	235	Fr.	HS	Seattle, Wash. (Ballard High)
59	Liam Boersma	DL	6-4	205	Fr.	RS	Dana Point, Calif. (Dana Hills High)
59	Jacob Raab	LS	6-3	250	Jr.	RS	Del Mar, Calif. (Torrey Pines High/Saddleback College)
60	Sebastian Hernandez	OL	6-4	300	Jr.	RS	Norwalk, Calif. (La Mirada High/Cerritos College)
61	Brandon Crenshaw-Dickson	OL	6-6	320	So.	SQ	Inglewood, Calif. (Narbonne High)
62	Jonathan Harrison	OL	6-5	320	Fr.	RS	Carlsbad, Calif. (Carlsbad High)
63	Ross Ulugalu-Maseuli	OL	6-4	340	Fr.	HS	San Diego, Calif. (Mater Dei High)
64	Chris Martinez	OL	6-4	310	Sr.	1L	Turlock, Calif. (Pitman High)
65	Chandler Patterson	OL	6-2	300	Jr.	TR	Carlsbad, Calif. (Carlsbad High)
66	Jonah Tavai	DL	6-0	295	Sr.	2L	Manhattan Beach, Calif. (Mira Costa High/EI Camino College)
67	Kyle Trombley	OL	6-5	315	So.	SQ	Yorba Linda, Calif. (Yorba Linda High)
68	Thomas Mirabella	OL	6-4	305	Fr.	RS	Mission Viejo, Calif. (Mission Viejo High)
69	Dominic Gudino	OL	6-3	300	Sr.	3L	Chula Vista, Calif. (Olympian High)
70	Christian Jones	OL	6-9	350	Fr.	HS	San Luis Obispo, Calif. (San Luis Obispo High)
71	Zavier Leonard	OL	6-4	315	HS	Fr.	Arlington, Texas (Sam Houston High)
72	Alama Uluave	OL	6-2	305	Sr.	3L	Laie, Hawaii (Punahou High)
73	William Dunkle	OL	6-5	330	Jr.	2L	Chula Vista, Calif. (Eastlake High)
75	Desmond Bessent	OL	6-7	305	Sr.	SQ	Tampa, Fla. (Sickles High)
76	Zachary Thomas	OL	6-5	300	Sr.	3L	Carlsbad, Calif. (Carlsbad High)
77	Josh Simmons	OL	6-6	330	Fr.	HS	San Diego, Calif. (Helix High)
78	Ilaisa Gonebure	OL	6-6	290	Fr.	HS	Rocklin, Calif. (Rocklin High)
79	Joey Wright	OL	6-5	320	Fr.	RS	Reno, Nev. (Bishop Manogue High)
80	TJ Sullivan	WR	6-0	200	Jr.	2L	San Diego, Calif. (Mt. Carmel High)
81	Ethan Dedeaux	WR	5-9	185	Sr.	3L	Las Vegas, Nev. (Liberty High)
82	Jay Rudolph	TE	6-4	245	So.	1L	Scottsdale, Ariz. (Horizon High)
83	Mekhi Shaw	WR	5-10	170	Fr.	RS	San Diego, Calif. (Scripps Ranch High)
84	Darius De Los Reyes	WR	5-9	170	Fr.	RS	San Diego, Calif. (Lincoln High)
85	Joshua Nicholson	WR	6-0	175	Fr.	HS	Grand Prairie, Texas (South Grand Prairie High)
86	Ronald Gilliam	WR	6-2	200	Fr.	RS	Gardena, Calif. (Serra High)
87	Koby Duru	WR	6-2	200	Sr.	SQ	La Puente, Calif. (Bishop Amat High/Montana State)
88	Daniel Bellinger	TE	6-6	255	Sr.	3L	Las Vegas, Nev. (Palo Verde High)
89	Kyler Albanese	TE	6-5	255	Jr.	SQ	Sharpsburg, Ga. (East Coveta High/Saddleback College)
90	Daniel Okpoko	DL	6-5	265	Jr.	SQ	Saskatoon, Saskatchewan, Canada (St. Joseph's High)
91	Kahi Neves	DL	6-4	255	Sr.	1L	Orem, Utah (Timpview High/Snow College)
92	Kobe Smith	WR	6-2	185	Sr.	3L	Compton, Calif. (Junipero Serra High)
93	Dylan Taylor	DL	6-3	245	So.	SQ	Los Angeles, Calif. (Cathedral High)
94	Aaron Greene	TE	6-4	255	Fr.	RS	Prescott, Ariz. (Prescott High)
95	Nassir Sims	DL	6-2	275	So.	SQ	Goodyear, Ariz. (Desert Edge High)
96	Elijah Kothe	WR	6-4	210	Sr.	3L	Las Vegas, Nev. (Faith Lutheran High)
97	Darrion Dalton	DL	6-3	280	Fr.	HS	Apple Valley, Minn. (Saguaro High (Ariz.))
98	Avory Hart	DL	6-5	245	Fr.	HS	Temecula, Calif. (Chaparral High)
99	Cameron Thomas	DL	6-5	270	Jr.	2L	Carlsbad, Calif. (Carlsbad High)

## Alphabetical

No.	Name	Pos.
32	• McBride, Connor	TE
54	McDonald, Caden	LB
23	McElvane, Isaiah	CB
42	• McGee, Gus	TE
33	• McMorris, Patrick	S
68	Mirabella, Thomas	OL
29	• Mwata, Allan	S
47	• Murphy, JP	WR
91	Neves, Kahi	DL
85	Nicholson, Joshua	WR
90	Okpoko, Daniel	DL
30	• Oliver, Dominic	LB
24	Olubi, Segun	LB/S
65	Patterson, Chandler	OL
11	• Penny, Brionne	WR
59	• Raab, Jacob	LS
13	• Richardson, Isaiah	WR
82	Rudolph, Jay	TE
16	Savage, Cassius	CB
20	Scott, Rashad	S
14	Shavers, Tyrell	WR
83	Shaw, Mekhi	WR
46	Shawcroft, Michael	LB
77	Simmons, Josh	OL
95	Sims, Nassir	DL
92	Smith, Kobe	WR
80	Sullivan, TJ	WR
66	Tavai, Jonah	DL
93	Thomas, Dylan	DL
99	Thomas, Cameron	DL
76	Thomas, Zachary	OL
18	• Thompson, Trenton	S
67	Trombley, Kyle	OL
10	• Tumbler, Noah	CB
72	Uluave, Alama	OL
63	Ulugalu-Maseuli, Ross	OL
41	• Wesley III, Philippe	WR
19	White, Kyron	S
35	Whitmore, Jelani	CB
26	• Williams, Kaegun	RB
36	Williams, New Zealand	S
50	Wintermeyer, Sam	LS
79	Wright, Joey	OL

• - Duplicate Number

## COACHING STAFF

**Brady Hoke** (Ball State '82), Head Coach, 2nd season of second stint as head coach at SDSU/4th overall season as head coach at SDSU/4th season at SDSU; **Jeff Horton** (Nevada '81) Associate Head Coach/Running Backs, 11th season; **Jeff Hecklinski** (Western Illinois '97) Offensive Coordinator/Quarterbacks, 2nd season as offensive coordinator/4th season; **Kurt Mattix** (Valparaiso '99) Defensive Coordinator/Linebackers, 2nd season; **Hunkie Cooper** (UNLV '91) Wide Receivers, 7th season; **Doug Deakin** (San Diego State '10) Special Teams Coordinator, 4th season as special teams coordinator/4th season/11th overall; **Savai'i Eselu** (California '11) Tight Ends, 2nd season; **Mike Goff** (Iowa '12) Offensive Line, 1st season; **Kyle Hoke** (Ball State '12) Safeties, 2nd season; **Demetrius Sumler** (Colorado '11), Cornerbacks, 4th season/6th overall; **Jordan Thomas** (San Diego State '13), Defensive Line, 2nd season/4th overall; **Adam Hall** (San Diego State '05) Assistant Athletic Director for Strength & Conditioning, 10th season; **Gary Bernardi** (Cal State Northridge, '76) Offensive Analyst, 3rd season; **Ruben Pena** (Hawaii '15), Director of Operations, 2nd season as director of operations/4th overall; **Daniel Bleske** (Minnesota '12) Graduate Assistant, 1st season; **Pierre Cormier** (Arizona, '17), Graduate Assistant, 1st season; **Ryan Krum** (San Diego State '17) Graduate Assistant, 1st season; **Mike Linehan** (North Texas '20) Graduate Assistant, 2nd season; **Derrick Baker** (San Diego State '14), Assistant Strength & Conditioning, 6th season; **Orin Catrett** (San Diego State '09), Assistant Strength & Conditioning, 5th season

## PRONUNCIATION GUIDE

No. 2 Matt <b>Araiza</b>	ah-RIZE-ah	No. 43 <b>Seydrick Lakalaka</b>	said-rick lock-ah-lock-ah	No. 75 <b>Desmond Bessent</b>	BESS-ent
No. 6 Andrew <b>Aleki</b>	uh-leck-ee	No. 44 <b>Vai Kaho</b>	vye caw-ho	No. 81 <b>Ethan Dedeaux</b>	DAY-doh
No. 11 <b>Brionne Penny</b>	BREE-on	No. 47 Hunter <b>Kaupiko</b>	caw-peek-oh	No. 83 <b>Mekhi Shaw</b>	mah-KYE
No. 17 <b>Marshall Eucker</b>	eye-ker	No. 52 <b>Jalil Lecky</b>	jah-leel	No. 87 <b>Koby Duru</b>	DUH-rew
No. 24 <b>Segun Olubi</b>	SUH-goan uh-loob-ee	No. 55 <b>Sefo Mailangi</b>	seh-FOH my-LONG-ee	No. 91 <b>Kahi Neves</b>	caw-HEE nev-izz
No. 29 <b>Allan Mwata</b>	mah-wahhta	No. 57 <b>Darrel Masaniai</b>	mah-sawn-ee-eye	No. 96 <b>Elijah Kothe</b>	cody
No. 31 <b>Davaughn Celestine</b>	sell-es-teen	No. 62 <b>Alama Uluave</b>	all-ah-mah oo-loo-ahvay	---	---
No. 32 <b>Dezhon Malone</b>	dez-john	No. 63 <b>Daniel Okpoko</b>	oh-poke-oh	<b>Savai'i Eselu</b>	sah-VYE-ee ess-eh-LEW-oo
No. 40 <b>Andrew Alves</b>	alvz	No. 69 <b>Dominic Gudino</b>	goo-deeno		



# Depth Chart



10 BOWL GAME APPEARANCES SINCE 2010 ▶ 21 CONFERENCE CHAMPIONSHIPS

DEPTH CHART ◀ 2021 SEASON

## OFFENSE

### LEFT TACKLE (LT)

- 76 Zachary Thomas, 6-5, 300, Sr.\*\*\***
- 75 Desmond Bessent, 6-7, 305, Sr.-SQ
- 62 Jonathan Harrison, 6-5, 320, Fr.-RS

### LEFT GUARD (LG)

- 69 Dominic Gudino, 6-3, 300, Sr.\*\*\* OR
- 64 Chris Martinez, 6-4, 310, Sr.\***
- 60 Sebastian Hernandez, 6-4, 300, Jr.-RS

### CENTER (C)

- 72 Alama Uluave, 6-2, 305, Sr.\*\*\***
- 68 Thomas Mirabella, 6-4, 305, Fr.-RS
- 65 Chandler Patterson, 6-2, 300, Fr.-HS

### RIGHT GUARD (RG)

- 73 William Dunkle, 6-5, 330, Jr.\*\***
- 67 Kyle Trombley, 6-5, 315, So.-SQ
- 55 Joey Capra, 6-4, 300, So.-SQ

### RIGHT TACKLE (RT)

- 61 Brandon Crenshaw-Dickson, 6-6, 320, So.-SQ
- 79 Joey Wright, 6-5, 320, Fr.-RS

### TIGHT END (TE-Y)

- 88 Daniel Bellinger, 6-6, 255, Sr.\*\*\***
- 94 Aaron Greene, 6-4, 255, Fr.-RS
- 89 Tyler Albanez, 6-5, 255, Jr.-RS

### TIGHT END (TE-H)

- 82 Jay Rudolph, 6-4, 245, So.\*
- 94 Aaron Greene, 6-4, 255, Fr.-RS

### QUARTERBACK (QB)

- 7 Lucas Johnson, 6-3, 210, Sr.-SQ OR
- 4 Jordon Brookshire, 6-2, 215, Sr.-SQ OR
- 18 Jaylen Mayden, 6-3, 225, So.-TR
- 17 Marshall Eucker, 6-5, 225, Fr.-RS
- 10 Baylor Horning, 6-2, 200, Fr.-RS

### RUNNING BACK (RB-T)

- 22 Greg Bell, 6-0, 200, Sr.\***
- 21 Chance Bell, 5-10, 185, Sr.\*\*\* OR
- 38 Jaylon Armstead, 5-11, 220, Fr.-RS
- 30 Lucky Avinger, 6-1, 205, Jr.-RS

### RUNNING BACK (RB-F)

- 15 Jordan Byrd, 5-9, 170, Sr.\*\*\* OR
- 26 Kaegun Williams, 5-9, 195, Sr.\*\*\*

### WIDE RECEIVER (Z)

- 45 Jesse Matthews, 6-0, 190, Jr.\*\***
- 13 Isaiah Richardson, 6-1, 200, Sr.\*\*
- 14 Tyrell Shavers, 6-6, 210, Jr.-TR
- 86 Ronald Gilliam, 6-2, 200, Fr.-RS

### WIDE RECEIVER (H)

- 5 BJ Busbee, 5-8, 155, Sr.\*\*\*** OR
- 81 Ethan Dedeaux, 5-9, 185, Sr.\*\*\*
- 80 TJ Sullivan, 6-0, 200, Jr.\*\*
- 83 Mekhi Shaw, 5-10, 170, Fr.-RS
- 84 Darius De Los Reyes, 5-9, 170, Fr.-RS

### WIDE RECEIVER (X)

- 96 Elijah Kothe, 6-4, 210, Sr.\*\*\* OR
- 92 Kobe Smith, 6-2, 185, Sr.\*\*\***
- 11 Brionne Penny, 6-3, 190, So.-SQ
- 87 Koby Duru, 6-2, 200, Sr.-SQ

## DEFENSE

### DEFENSIVE END (DE)

- 99 Cameron Thomas, 6-5, 270, Jr.\*\***
- 91 Kahi Neves, 6-4, 255, Sr.\*
- 55 Sefo Mailangi, 6-4, 240, Sr.\*\*

### DEFENSIVE TACKLE (DT)

- 66 Jonah Tavai, 6-4, 295, Sr.\*\*** OR
- 90 Daniel Okpoko, 6-5, 265, Jr.-SQ OR
- 45 Wyatt Draeger, 6-4, 260, So.\*
- 95 Nassir Sims, 6-2, 275, So.-SQ

### DEFENSIVE END (DE)

- 2 Keshawn Banks, 6-4, 265, Sr.\*\*\***
- 52 Jalil Lecky, 6-5, 235, Sr.\*\*
- 93 Dylan Taylor, 6-3, 245, So.-SQ
- 59 Liam Boersma, 6-4, 205, Fr.-RS

### "SAM" LINEBACKER (SLB)

- 54 Caden McDonald, 6-3, 235, Sr.\*\*\***
- 39 Garret Fountain, 6-4, 240, So.\*
- 57 Darrell Masaniai, 6-2, 220, Fr.-RS

### "MIKE" LINEBACKER (MLB)

- 6 Andrew Aleki, 6-3, 230, Sr.\*\*\*** OR
- 43 Seyddrick Lakalaka, 6-1, 235, Sr.\*\*\*
- 47 Hunter Kaupiko, 6-0, 220, Fr.-RS

### "WILL" LINEBACKER (WLB)

- 24 Segun Olubi, 6-2, 220, Sr.\* OR
- 46 Michael Shawcroft, 6-2, 220, Jr.\*\***
- 44 Vai Kaho, 6-1, 225, Fr.-RS
- 51 Zyrus Fiaseu, 6-0, 220, Fr.-HS

### FIELD CORNERBACK (CB)

- 12 Dallas Branch, 5-11, 180, Jr.\*
- 10 Noah Tumblin, 6-2, 180, So.\*
- 35 Jelani Whitmore, 6-2, 175, Fr.-RS

### FIELD WARRIOR (FW)

- 18 Trenton Thompson, 6-2, 200, Sr.\*\*\***
- 31 Davaughn Celestine, 6-0, 195, So.-SQ
- 32 Dezjhon Malone, 6-2, 200, Fr.-RS

### AZTEC (AZ)

- 33 Patrick McMorris, 6-0, 210, Jr.\*\*
- 19 Kyron White, 5-11, 196, So.\*
- 36 New Zealand Williams, 6-2, 200, Fr.-HS

### BOUNDARY WARRIOR (BW)

- 27 Cedarious Barfield, 5-11, 195, Jr.\*\*** (played CB last yr)
- 20 Rashad Scott, 6-2, 195, Sr.\*\*\*
- 29 Allan Mwata, 6-0, 195, Jr.-SQ

### BOUNDARY CORNERBACK (CB)

- 9 Tayler Hawkins, 6-1, 205, Sr.\*\*\***
- 48 Adonis Brown, 6-0, 185, Sr.-SQ
- 23 Isaiah McElvane, 6-0, 190, So.\*
- 16 Cassius Savage, 6-1, 165, Fr.-RS

## SPECIALISTS

### PUNTER (P)

- 2 Matt Araiza, 6-2, 200, Jr.\*\* OR
- 13 Jack Browning, 5-11, 185, So.-TR
- 49 Collyn Hopkins, 6-2, 215, Fr.-HS

### PLACEKICKER (PK)

- 2 Matt Araiza, 6-2, 200, Jr.\*\*** OR
- 41 David Delgado, 5-10, 165, So.-SQ
- 13 Jack Browning, 5-11, 185, So.-TR

### KICKOFFS (KO)

- 2 Matt Araiza, 6-2, 200, Jr.\*\***
- 13 Jack Browning, 5-11, 185, So.-TR
- 49 Collyn Hopkins, 6-2, 215, Fr.-HS

### HOLDER (H)

- 81 Ethan Dedeaux, 5-9, 185, Sr.\*\*\* OR
- 13 Jack Browning, 5-11, 185, So.-TR
- 41 David Delgado, 5-10, 165, So.-SQ

### LONG SNAPPER (LS)

- 59 Jacob Raab, 6-3, 250, Jr.-RS

### SHORT SNAPPER (SS)

- 59 Jacob Raab, 6-3, 250, Jr.-RS

### KICKOFF RETURNS (KOR)

- 15 Jordan Byrd, 5-9, 170, Sr.\*\*\***
- 26 Kaegun Williams, 5-9, 195, Sr.\*\*\*

### PUNT RETURNS (PR)

- 15 Jordan Byrd, 5-9, 170, Sr.\*\*\***
- 45 Jesse Matthews, 6-0, 190, Jr.\*\***

\* - Denotes number of letters earned through the 2020 season. **Players in bold are returning starters from the 2020 season.** Underlined players are newcomers or freshmen who redshirted last season.



# Aztec Coaches and Staff Profiles



10 BOWL GAME APPEARANCES SINCE 2010 ▶ 21 CONFERENCE CHAMPIONSHIPS

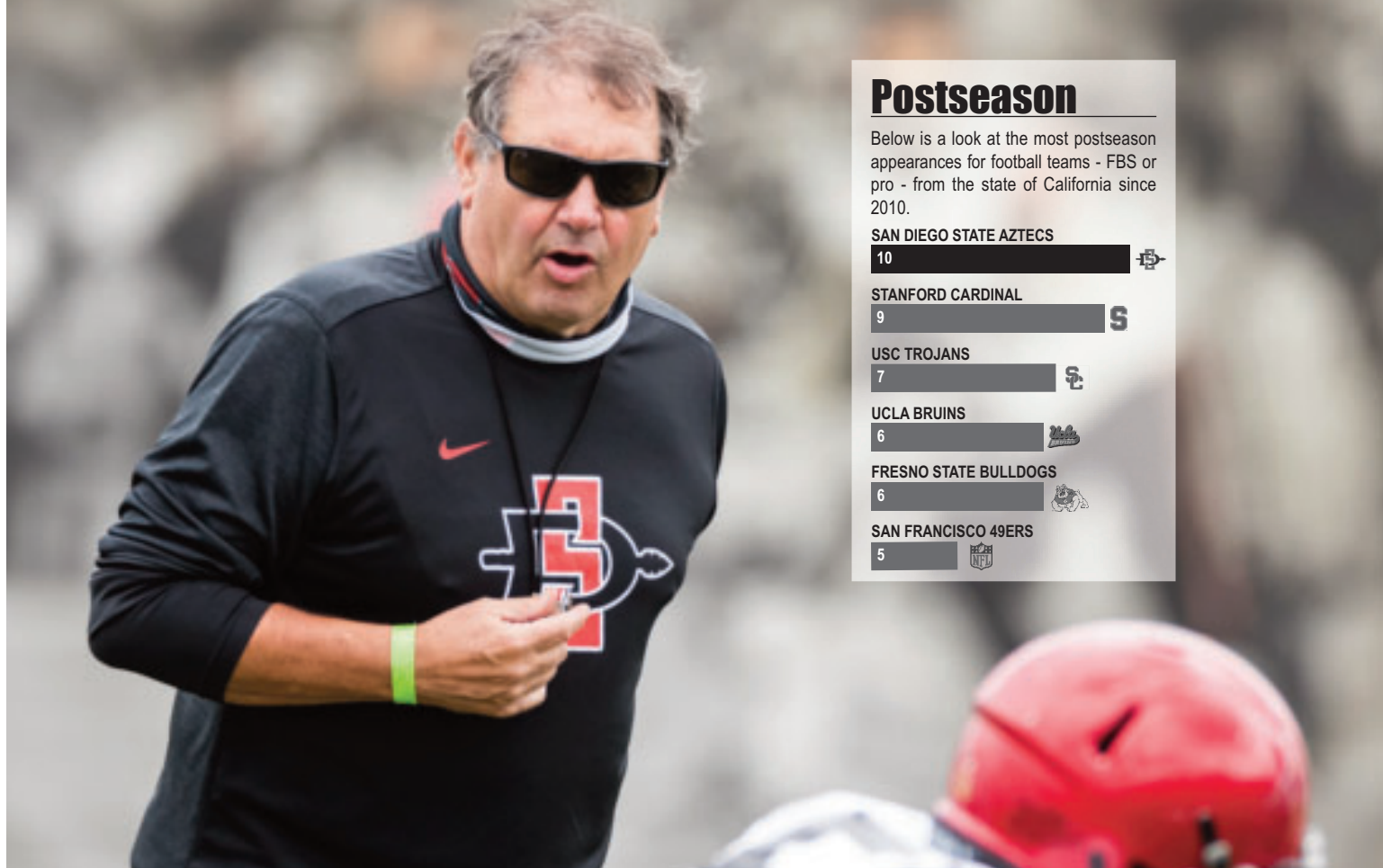


*Brady Hoke enters the second year of his second stint as the Aztecs' head coach after serving as the team's defensive line coach in 2019.*

## Inside:

Brady Hoke	8
Jeff Horton	12
Jeff Hecklinski	14
Kurt Mattix	15
Hunkie Cooper	16
Doug Deakin	17
Savai'i Eselu	18
Mike Goff	19
Kyle Hoke	20
Demetrius Sumler	21
Jordan Thomas	22
Gary Bernardi	23
Kevin Wolthausen	24
Strength & Conditioning	25
Recruiting	26
Graduate Assistants	29
Football Operations	30
Support Staff	31
All-Time Coaches	34







## Postseason

Below is a look at the most postseason appearances for football teams - FBS or pro - from the state of California since 2010.


### SAN DIEGO STATE AZTECS

10 


### STANFORD CARDINAL

9 


### USC TROJANS

7 


### UCLA BRUINS

6 

### FRESNO STATE BULLDOGS

6 

### SAN FRANCISCO 49ERS

5 

# Brady Hoke

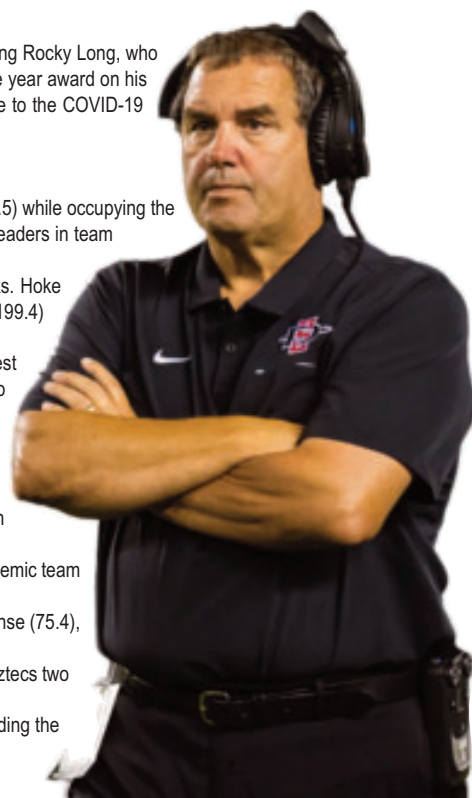
## HEAD COACH

- 2011 Maxwell Football Club Collegiate Coach of the Year
- 2008 American Football Coaches Association (AFCA) Football Bowl Subdivision Region 3 Coach of the Year
- Three-time conference Coach of the Year (Big Ten - 2011, MWC - 2010, MAC - 2008)

**B**rady Hoke enters the second season of his second stint as head coach of the San Diego State football program after succeeding Rocky Long, who stepped down after a nine-year tenure on The Mesa from 2011 to 2019. The 62-year-old Hoke, who has a national coach of the year award on his extensive résumé, guided the Aztecs to a 4-4 ledger during a challenging 2020 campaign that was delayed and shortened due to the COVID-19 pandemic. With its finish, SDSU has posted an overall record of .500 or better in each of the last 11 seasons.

### → At San Diego State

- Under Hoke's direction, the Aztecs maintained their tradition of tough defenses in 2020, ranking third nationally in total defense (283.5) while occupying the seventh spot in rushing defense (98.2), both of which led the Mountain West. Not to be outdone, SDSU found itself among the FBS leaders in team tackles for loss per game (8th - 8.1) and passing efficiency defense (115.19).
- On the other side of the ball, the Aztec offense displayed progress last season despite starting three different starting quarterbacks. Hoke oversaw a unit that increased its scoring average (+3.4, 24.6), total yards per game (+7.6, 350.8) and rushing yards per game (+48.9, 199.4) over the 2019 campaign.
- Despite a 4-4 record, Hoke's Aztecs were still a competitive group in 2020, owning second-half leads in both of their Mountain West losses to San José State (28-17) and Nevada (26-21). In addition, SDSU played an undefeated Pac-12 on the road at Colorado on two days notice, holding the Buffaloes to just 272 yards in a 20-10 setback. The Aztecs also outgained Brigham Young (399-384) and had more first downs (23-17) in a 28-14 road defeat to the No. 14/16 Cougars.
- Individually, Hoke coached 15 players who garnered all-Mountain West accolades in 2020, which marked SDSU's highest number of all-conference honorees since 2001. For the second straight season, the Aztecs tied for the league lead with five first-team all-conference selections, including four on defense, led by Cameron Thomas, Tariq Thompson, Darren Hall and Caden McDonald, along with offensive tackle Kyle Spalding.
- Hoke's players also excelled in the classroom last year, with a program-record 35 student-athletes earning a spot on the MW all-academic team for the fall of 2020.
- Hoke returned to "America's Finest City" as the Aztecs' defensive line coach in 2019, helping SDSU rank second in FBS in rush defense (75.4), third in scoring defense (12.7), and sixth in both total defense (287.8) and pass efficiency defense (110.25).
- Individually, Hoke oversaw the development of three all-Mountain West honorees. Myles Cheatum and Cameron Thomas gave the Aztecs two first-team all-conference defensive linemen for the first time since 1974, while Keshawn Banks was a second-team selection.
- Spent two seasons as San Diego State's head coach (2009-10), earning Mountain West Coach of the Year honors in 2010 after leading the Aztecs to their first postseason appearance in 12 years with a victory over Navy in the Poinsettia Bowl.
- Coached 18 all-MW performers during his first stint at SDSU, as well as 25 conference all-academic recipients.





# Brady Hoke - Head Coach



10 BOWL GAME APPEARANCES SINCE 2010 ▶ 21 CONFERENCE CHAMPIONSHIPS

■ Six of his players merited first-team all-MW accolades in 2010, including running back Ronnie Hillman, who was named the league's Freshman of the Year that season.

## → Previous Collegiate Coaching Experience

■ Has amassed 36 years of coaching experience at the collegiate level including 13 seasons as a FBS head coach at San Diego State (2009-10, 2020), Michigan (2011-14) and Ball State (2003-08).

■ Received conference coach-of-the-year recognition in three different leagues as a head coach while posting an 82-76 overall record. During his tenure as a head coach, Hoke's teams have produced 91 all-conference selections.

■ Brings over 20 years of experience as a collegiate defensive coach with stints at Grand Valley State (1983), Western Michigan (1984-86), Toledo (1987-88), Oregon State (1989-94), Michigan (1995- 2002), Oregon (2016) and Tennessee, where he was named interim head coach for the final two games of the 2017 campaign.

■ Served as head coach at Michigan from 2011-14, guiding the Wolverines to a 31-20 record, including an 18-14 conference ledger. He became the first Michigan head coach to go undefeated at home (14-0) in his first two seasons since Fielding Yost in 1901-02.

■ Directed the Wolverines to an 11-2 record and a victory in the Allstate Sugar Bowl in his first season on the Ann Arbor campus. For his efforts, Hoke collected the inaugural Hayes-Schembechler Coach of the Year award from the Big Ten Conference coaches while garnering Dave McClain Coach of the Year accolades from the Big Ten media. In addition, he was named the Maxwell Football Club Collegiate Coach of the Year that season and was a finalist for three other national Coach of the Year honors: Bear Bryant, Eddie Robinson and Liberty Mutual.

■ During Hoke's tenure in Ann Arbor, the Wolverine defense improved from a unit that in 2010 ranked 108th in the Football Bowl Subdivision in scoring defense and 110th in yards allowed to one that ranked among the top 20 in total defense in 2011, 2012 and 2014. Meanwhile, the offense averaged nearly 30 points per game (29.2) in his four years at the helm.

■ Under Hoke's tutelage at Michigan, a total of 21 Wolverine players received all-Big Ten recognition, including consecutive Big Ten Offensive Lineman of the Year winners in center David Molk (2011) and left tackle Taylor Lewan (2012-13). In addition, Devin Funchess was named Big Ten Tight End of the Year in 2013.

■ Earned his first head coaching job at his alma mater, Ball State, where he guided the program for six seasons, culminating with a 12-1 campaign in 2008 and an undefeated Mid-American Conference regular season.

■ Under Hoke's guidance, Ball State made its' first-ever appearance in the national polls in 2008, ranking as high as 12th by the Associated Press and 13th in the *USA Today* Coaches poll.

■ For his efforts, Hoke was one of 10 finalists for the 2008 Liberty Mutual National Coach of the Year award.

■ In addition, Hoke was named Mid-American Coach of the Year in 2008 and American Football Coaches Association (AFCA) Football Bowl Subdivision Region 3 Coach of the Year.

■ Hoke led the Cardinals to back-to-back bowl game appearances (2007-08), the first time the feat was accomplished in school history. The 2008 team, which also advanced to its first MAC championship contest, earned an invitation to the GMAC Bowl in Mobile, Alabama.

■ Ball State won its 12 games by an average of 21 points and scored a school-record 476 points, including a program-best 62 touchdowns with Hoke at the controls.

■ Hoke's players excelled in the classroom, as Ball State posted a Academic Progress Report score of 945 out of 1,000 in 2008, ranking second in the MAC. Offensive lineman Travis Barclay twice was named a first-team Academic All-American and received the

## Notable Players Coached

- **Cameron Thomas, DL (SDSU)**  
2020 First-Team All-MW Selection, 2019 Second-Team Freshman All-American (The Athletic), 2019 First-Team All-MW Honoree, 2019 SDSU Defensive Lineman of the Year, 2019 SDSU Co-Outstanding Freshman Award
- **Darren Hall, DB (SDSU)**  
2021 Fourth-Round NFL Draft Pick, 2020 First-Team All-MW Selection
- **Caden McDonald, LB (SDSU)**  
2020 First-Team All-MW Honoree
- **Kyle Spalding, OL (SDSU)**  
2020 First-Team All-MW Selection
- **Tariq Thompson, DB (SDSU)**  
2020 First-Team All-MW Selection
- **Keshawn Banks, DL (SDSU)**  
2020 Honorable Mention All-MW 2019 Second-Team All-MW Selection
- **Myles Cheatum, DL (SDSU)**  
2019 First-Team All-MW Honoree
- **Ronnie Hillman, RB (SDSU)**  
AP Third-Team All-American, 2010 MW Freshman of the Year, 2012 Third-Round NFL Draft Pick, Super Bowl Champion
- **Vincent Brown, WR (SDSU)**  
Five-Year NFL Veteran, 2011 Third-Round NFL Draft Pick, 2010 First-Team All-MWC Selection, 2009 Second-Team All-MWC Honoree, 2009 Biletnikoff Award semifinalist
- **Devin Funchess, TE (Michigan)**  
2015 Second-Round NFL Draft Pick, 2013 Big Ten Tight End of the Year, Two-time Second-Team All-Big Ten Selection
- **Taylor Lewan, OL (Michigan)**  
Three-time NFL Pro Bowl Selection, 2014 First-Round NFL Draft Pick, Two-time First-Team All-American, Two-time Big Ten Offensive Lineman of the Year, Three-time First-Team All-Big Ten Honoree
- **David Molk, C (Michigan)**  
2011 Consensus All-American, 2011 Rimington Trophy Winner, 2011 Big Ten Offensive Lineman of the Year, Two-time First-Team All-Big Ten Honoree, 2012 Seventh-Round NFL Draft Pick
- **Denard Robinson, QB (Michigan)**  
2011 Honorable Mention All-American (Sports Illustrated) 2011 Second-Team All-Big Ten Selection (Media), 2011 Honorable Mention All-Big Ten (Coaches), 2012 Honorable Mention All-Big Ten (Media), 2012 Johnny Unitas Golden Arm Award Finalist, 2012 Davey O'Brien Award Semifinalist
- **Rob Renes, NT (Michigan)**  
Sporting News First-Team All-American, 1999 First-Team All-Big Ten Honoree, Two-time CoSIDA Academic All-American, 2000 Seventh-Round NFL Draft Pick
- **Glen Steele, DE (Michigan)**  
AFCA First-Team All-American, 1997 First-Team All-Big Ten Selection, 1998 Fourth-Round NFL Draft Pick
- **Will Carr, DL (Michigan)**  
College & Pro Football News First-Team All-American, 1996 First-Team All-Big Ten Honoree, 1997 Seventh-Round NFL Draft Pick
- **Nate Davis, QB (Ball State)**  
2009 Sixth-Round NFL Draft Pick, 2008 MAC Offensive Player of the Year, 2008 First-Team All-MAC Selection, 2008 Manning Award Finalist
- **Robert Brewster, OT (Ball State)**  
Two-Time First-Team All-MAC Selection (2007-08), 2009 Third-Round NFL Draft Pick
- **Dante Ridgeway, WR (Ball State)**  
2005 Sixth-Round NFL Draft Pick, 2004 First-Team All-American (Southern Football Weekly), 2004 Second-Team All-American (AP, Walter Camp), 2004 First-Team All-MAC Honoree, 2004 Biletnikoff Award Finalist
- **Chris Miller, P (Ball State)**  
2007 First-Team All-American (AFCA), 2006 Second-Team All-American (Sporting News), 2005 Freshman All-American (FWAA), Three-time First-Team All-MAC Selection (2005-07), 2007 Ray Guy Award Semifinalist
- **Esera Tuaolo, DT (Oregon State)**  
Two-time First-Team All-Pac-10 Selection (1989-90), 1990 Pac-10 Morris Trophy Winner (Defense), 1991 NFL Second-Round



## Hoke File

■ **Year at San Diego State:**  
Fourth Year as Head Coach/  
Fifth Overall

■ **Hometown:**  
Kettering, Ohio

■ **Family:**  
Wife, Laura; Daughter, Kelly

■ **Alma Mater:**  
Ball State, 1982

■ **Collegiate Playing Experience:**  
Ball State - 1977-80

■ **Collegiate Coaching Experience:**  
2019-21 ..... San Diego State  
Head Coach (2020-21)  
Defensive Line (2019)

2017 ..... Tennessee  
Defensive Line  
Interim Head Coach (final two games)

2016 ..... Oregon  
Defensive Coordinator

2011-14 ..... Michigan  
Head Coach

2009-10 ..... San Diego State  
Head Coach

2003-08 ..... Ball State  
Head Coach

1995-2002 ..... Michigan  
Associate Head Coach/Def. Line (2002)  
Defensive Line (1997-2001)  
Defensive Ends (1995-96)

1989-94 ..... Oregon State  
Defensive Line (1991-94)  
Inside Linebackers (1990)  
Defensive Line (1989)

1987-88 ..... Toledo  
Outside Linebackers

1984-86 ..... Western Michigan  
Defensive Line/Special Teams

1983 ..... Grand Valley State  
Defensive Line

1981-82 ..... Yorktown High School (Ind.)  
Offensive Line/Linebackers



# Brady Hoke - Head Coach



10 BOWL GAME APPEARANCES SINCE 2010 ▶ 21 CONFERENCE CHAMPIONSHIPS

BRADY HOKE ◀ COACHES

program's first NCAA postgraduate scholarship in over a decade in 2003. Overall, 10 Ball State players garnered league all-academic honors from 2003-07.

■ As a defensive line coach at Michigan, Hoke was part of three Big Ten champion teams (1997, 1998, 2000), including the 1997 national champion and Rose Bowl-winning squad, before his promotion to associate head coach in 2002.

■ After stops as an assistant at Grand Valley State (1983), Western Michigan (1984-86) and Toledo (1987-88), Hoke ventured out west for a six-year stay at Oregon State, where he coached the Beavers' defensive line (1989, 1991-94) and inside linebackers (1990), before taking the position at Michigan.

■ Began his coaching career as an assistant at Yorktown (Ind.) High School in 1981 before entering the collegiate ranks as a defensive line coach at Grand Valley State in 1983.

→ **Playing Experience**

■ Hoke was a defensive standout at Ball State as student-athlete, lettering four times from 1977-80.

■ While serving as team captain during his senior campaign, Hoke led the Cardinals with 150 tackles to earn all-MAC honors.

■ Finished third on the team in tackles as a sophomore in 1978, helping Ball State capture the MAC championship with an 8-0 record, which marked the Cardinals' only unbeaten conference ledger until 2008.

■ Hoke was inducted into the Ball State Athletics Hall of Fame as part of the 2013-14 class.

→ **Education**

■ Earned his bachelor's degree in criminal justice from Ball State in 1982.

→ **Personal**

■ Hoke is married to the former Laura Homburger and the couple has one daughter, Kelly. His nephew Kyle Hoke is entering his first year as the Aztecs' safeties coach, while his brother Jon Hoke was an assistant coach at San Diego State from 1987-88 under Denny Stolz.

■ **Bowl Games As A Coach (14)**

→ **San Diego State**

2019 New Mexico Bowl, 2010 Poinsettia Bowl

→ **Michigan**

2013 Buffalo Wild Wings Bowl, 2012 Outback Bowl, 2012 Sugar Bowl, 2002 Outback Bowl, 2001 Citrus Bowl, 2000 Citrus Bowl, 1999 Orange Bowl, 1998 Florida Citrus Bowl, 1997 Rose Bowl, 1996 Outback Bowl, 1995 Alamo Bowl

→ **Ball State**

2007 International Bowl

■ **Brady Hoke Situational Record**

Overall	82-74*
at San Diego State	17-16
at Michigan	31-20
at Ball State	34-38
<b>Home</b>	<b>52-26</b>
San Diego, Calif.	9-5
Carson, Calif.	3-1
Ann Arbor, Mich.	23-5
Muncie, Ind.	17-15
<b>Road</b>	<b>29-43</b>
at San Diego State	5-10
at Michigan	7-12
at Ball State	17-21
<b>Neutral</b>	<b>1-5</b>
Scoring 41+ Points	29-0
Scoring 20+ Points	76-38
Allowing 20- Points	58-5
<b>Conference Games</b>	<b>56-45</b>
MW Games	11-11
Big Ten Games	18-14
MAC Games	27-20
3-Point or Closer	11-10
7-Point or Closer	24-24

\*- Does not include two-game stint as interim head coach at Tennessee in 2017.



**Brady Hoke on Aztec Stadium**

*"The Mission Valley development is moving our Aztec family into a bold new future. This project will be a tool we use to recruit and develop today's student-athletes into tomorrow's leaders. It is a game-changer for our football program."*

■ **Brady Hoke Career Head Coaching Record**

Year	School	Record	Conf.	Finish	Conference	Home	Away	Neutral	Bowl Game
2003	Ball State	4-8	3-5	5th	MAC / West Division	3-3	1-5	0-0	
2004	Ball State	2-9	2-6	6th	MAC / West Division	2-3	0-6	0-0	
2005	Ball State	4-7	4-4	5th	MAC / West Division	1-3	3-4	0-0	
2006	Ball State	5-7	5-3	T-3rd	MAC / West Division	2-4	3-3	0-0	
2007	Ball State	7-6	5-2	T-1st	MAC / West Division	3-2	4-3	0-1	International Bowl vs. Rutgers (L, 30-52)
2008	Ball State	12-1	8-0	1st	MAC / West Division	6-0	6-0	0-1	GMAC Bowl (Did Not Coach)
<b>BALL STATE TOTALS (6 Seasons)</b>		<b>34-38</b>	<b>27-20</b>			<b>17-15</b>	<b>17-21</b>	<b>0-2</b>	<b>2 Bowl Appearances</b>
2009	San Diego State	4-8	2-6	7th	Mountain West	3-3	1-5	0-0	
2010	San Diego State	9-4	5-3	T-3rd	Mountain West	6-2	3-2	0-0	Poinsettia Bowl vs. Navy (W, 35-14)
<b>FIRST SAN DIEGO STATE STINT (2 Seasons)</b>		<b>13-12</b>	<b>7-9</b>			<b>9-5</b>	<b>4-7</b>	<b>0-0</b>	<b>1 Bowl Appearance</b>
2011	Michigan	11-2	6-2	2nd	Big Ten / Legends Division	8-0	2-2	1-0	Allstate Sugar Bowl vs. Virginia Tech (W, 23-20 (OT))
2012	Michigan	8-5	6-2	2nd	Big Ten / Legends Division	6-0	2-3	0-2	Outback Bowl vs. South Carolina (L, 28-33)
2013	Michigan	7-6	3-5	5th	Big Ten / Legends Division	5-2	2-3	0-1	Buffalo Wild Wings Bowl vs. Kansas State (L, 14-31)
2014	Michigan	5-7	3-5	T-4th	Big Ten / East Division	4-3	1-4	0-0	
<b>MICHIGAN TOTALS (4 Seasons)</b>		<b>31-20</b>	<b>18-14</b>			<b>23-5</b>	<b>7-12</b>	<b>1-3</b>	<b>3 Bowl Appearances</b>
2020	San Diego State	4-4	4-2	4th	Mountain West	3-1	1-3	0-0	
<b>SAN DIEGO STATE TOTALS (3 Seasons)</b>		<b>17-16</b>	<b>11-11</b>			<b>12-6</b>	<b>5-10</b>	<b>0-0</b>	<b>1 Bowl Appearance</b>
<b>HEAD COACHING TOTALS (13 Seasons)</b>		<b>82-74</b>	<b>56-45</b>			<b>52-26</b>	<b>29-43</b>	<b>1-5</b>	<b>6 Bowl Appearances</b>

Does not include stint as interim head coach at Tennessee for the final two games of the 2017 season

AZTEC FOOTBALL MEDIA GUIDE



# Brady Hoke - Year-by-Year



10 BOWL GAME APPEARANCES SINCE 2010 ▶ 21 CONFERENCE CHAMPIONSHIPS

## ■ Ball State, 2003

4-8 Overall; 3-5 MAC (5th Place - West)

Date	Opponent	Result
Aug. 28	Indiana State	W 31 - 7
Sept. 6	Missouri	L 7 - 35
Sept. 13	at #11/12 Pittsburgh	L 21 - 42
Sept. 20	*Central Michigan	W 27 - 14
Sept. 27	at Boston College	L 29 - 53
Oct. 4	*at Kent State	W 34 - 17
Oct. 18	*Miami (Ohio)	L 3 - 49
Oct. 25	*Toledo	W 38 - 14
Nov. 1	*at #22/22 No. Illinois	L 23 - 48
Nov. 8	*at Western Michigan	L 20 - 28
Nov. 15	*at Eastern Michigan	L 14 - 38
Nov. 22	*#22/25 Bowling Green	L 14 - 41

## ■ Ball State, 2004

2-9 Overall; 2-6 MAC (6th Place - West)

Date	Opponent	Result
Sept. 2	Boston College	L 11 - 19
Sept. 11	at #25/23 Purdue	L 7 - 59
Sept. 18	at Missouri	L 0 - 48
Sept. 25	*Western Michigan	W 41 - 14
Oct. 2	*at Toledo	L 14 - 52
Oct. 9	*Eastern Michigan	L 24 - 31
Oct. 16	*at Bowling Green	L 13 - 51
Oct. 23	*at Akron	L 23 - 35
Oct. 30	*Northern Illinois	L 31 - 38
Nov. 13	*Central Florida	W 21 - 17
Nov. 20	*at Central Michigan	L 40 - 41

## ■ Ball State, 2005

4-7 Overall; 4-4 MAC (5th Place)

Date	Opponent	Result
Sept. 3	at #11/10 Iowa	L 0 - 56
Sept. 10	*Bowling Green	L 31 - 40
Sept. 17	at Auburn	L 3 - 63
Oct. 1	at #21/23 Boston College	L 0 - 38
Oct. 8	*at W. Michigan	*****W 60 - 57
Oct. 15	*Toledo	L 14 - 34
Oct. 22	*at Ohio	L 21 - 38
Oct. 29	*at Northern Illinois	W 31 - 17
Nov. 15	*Akron	W 23 - 17
Nov. 12	*at Eastern Michigan	W 26 - 25
Nov. 19	*Central Michigan	L 24 - 31

## ■ Ball State, 2006

5-7 Overall; 5-3 MAC (Tie-3rd Place West)

Date	Opponent	Result
Aug. 31	*Eastern Michigan	W 38 - 20
Sept. 9	Indiana	L 23 - 24
Sept. 16	at Purdue	L 28 - 38
Sept. 23	North Dakota State	L 24 - 29
Sept. 30	*Northern Illinois	L 28 - 40
Oct. 7	*at Buffalo	W 55 - 25
Oct. 14	*at Central Michigan	L 7 - 18
Oct. 21	*Western Michigan	L 27 - 41
Oct. 28	*at Miami (Ohio)	W 20 - 17
Nov. 4	at Michigan	L 26 - 34
Nov. 14	*at Toledo	W 20 - 17
Nov. 24	*Kent State	W 30 - 6

## ■ Ball State, 2007

International Bowl  
MAC West Division Co-Champions

7-6 Overall; 5-2 MAC (2nd Place)

Date	Opponent	Result
Aug. 30	*Miami (Ohio)	L 13 - 14
Sept. 8	*at Eastern Michigan	W 38 - 16
Sept. 15	at Navy	W 34 - 31
Sept. 22	at #24/22 Nebraska	L 40 - 41
Sept. 29	*Buffalo	W 49 - 14
Oct. 6	*Central Michigan	L 38 - 58
Oct. 13	at Western Kentucky	W 27 - 23
Oct. 20	*Western Michigan	W 27 - 23
Oct. 27	at Illinois	L 17 - 28
Nov. 3	at Indiana	L 20 - 38

Nov. 13	*Toledo	W 41 - 20
Nov. 24	*at Northern Illinois	W 27 - 21
International Bowl - Toronto, Canada		
Jan. 5	vs. Rutgers	L 30 - 52

## ■ Ball State, 2008

GMAC Bowl  
MAC West Division Champions  
12-1 Overall; 8-0 MAC (1st Place - West)

Date	Opponent	Result
Aug. 28	Northeastern	W 48 - 14
Sept. 5	Navy	W 35 - 23
Sept. 13	*at Akron	W 41 - 24
Sept. 20	at Indiana	W 42 - 20
Sept. 27	*Kent State	W 41 - 20
Oct. 4	*at Toledo	W 31 - 0
Oct. 11	at Western Kentucky	W 24 - 7
Oct. 25	*Eastern Michigan	W 38 - 16
Nov. 5	*Northern Illinois	W 45 - 14
Nov. 11	*at Miami (Ohio)	W 31 - 16
Nov. 19	*at Central Michigan	W 31 - 24
Nov. 25	*Western Michigan	W 45 - 22
MAC Championship - Detroit, Mich.		
Dec. 5	vs. Buffalo	L 24 - 42

## ■ San Diego State, 2009

4-8 Overall; 2-6 MWC (7th Place)

Date	Opponent	Result
Sept. 5	at UCLA	L 14 - 33
Sept. 12	Southern Utah	W 35 - 19
Sept. 19	at Idaho	L 20 - 34
Sept. 26	*at Air Force	L 14 - 26
Oct. 3	New Mexico State	W 34 - 17
Oct. 17	*#18/19 Brigham Young	L 28 - 38
Oct. 24	*at Colorado State	W 42 - 28
Oct. 31	*New Mexico	W 23 - 20
Nov. 7	*#6/4 TCU	L 12 - 55
Nov. 14	*Wyoming	L 27 - 30
Nov. 21	*at #23/23 Utah	L 7 - 38
Nov. 28	*at UNLV	L 24 - 28

## ■ San Diego State, 2010

9-4 Overall; 5-3 MWC (T-3rd Place)

Date	Opponent	Result
Sept. 4	Nicholls State	W 47 - 0
Sept. 11	at New Mexico State	W 41 - 21
Sept. 18	at NR/#25 Missouri	L 24 - 27
Sept. 25	Utah State	W 41 - 7
Oct. 9	*at Brigham Young	L 21 - 24
Oct. 16	*#23/23 Air Force	W 27 - 25
Oct. 23	*at New Mexico	W 30 - 20
Oct. 30	*at Wyoming	W 48 - 38
Nov. 6	*Colorado State	W 24 - 19
Nov. 13	*at #3/3 TCU	L 35 - 40
Nov. 20	*#25/24 Utah	L 34 - 38
Nov. 27	*UNLV	W 48 - 14

SDCCU Poinsettia Bowl - San Diego, Calif

Dec. 23	Navy	W 35 - 14
---------	------	-----------

## ■ Michigan, 2011

11-2 Overall; 6-2 Big Ten (2nd Place - Legends)

Date	Opponent	Result
Sept. 3	Western Michigan	W 34 - 10
Sept. 10	Notre Dame	W 35 - 31
Sept. 17	Eastern Michigan	W 31 - 3
Sept. 24	San Diego State	W 28 - 7
Oct. 1	*Minnesota	W 58 - 0
Oct. 8	*at Northwestern	W 42 - 24
Oct. 15	*at #23/19 Michigan State	L 14 - 28
Oct. 29	*Purdue	W 36 - 14
Nov. 5	*at Iowa	L 16 - 24
Nov. 12	*at Illinois	W 31 - 14
Nov. 19	*#17/16 Nebraska	W 45 - 17
Nov. 26	*Ohio State	W 40 - 34

Allstate Sugar Bowl - New Orleans, La.

Jan. 3	vs. #17/11 Virginia Tech	*W 23 - 20
--------	--------------------------	------------

## ■ Michigan, 2012

8-5 Overall; 6-2 Big Ten (2nd Place - Legends)

Date	Opponent	Result
Sept. 1	vs. #2/2 Alabama	L 14 - 41
Sept. 8	Air Force	W 31 - 25
Sept. 15	Massachusetts	W 63 - 13
Sept. 22	at #11/15 Notre Dame	L 6 - 13
Oct. 6	*at Purdue	W 44 - 13
Oct. 13	*Illinois	W 45 - 0
Oct. 20	*Michigan State	W 12 - 10
Oct. 27	*at Nebraska	L 9 - 23
Nov. 3	*at Minnesota	W 35 - 13
Nov. 10	*Northwestern	*W 38 - 31
Nov. 17	*Iowa	W 42 - 17
Nov. 24	*at #4 Ohio State	L 21 - 26
Outback Bowl - Tampa, Fla.		
Jan. 1	vs. #11/10 South Carolina	L 28 - 33

## ■ Michigan, 2013

7-6 Overall; 3-5 Big Ten (5th Place - Legends)

Date	Opponent	Result
Aug. 31	Central Michigan	W 59 - 9
Sept. 7	#14/14 Notre Dame	W 41 - 30
Sept. 14	Akron	W 28 - 24
Sept. 21	at Connecticut	W 24 - 21
Oct. 5	*Minnesota	W 42 - 13
Oct. 12	*at Penn State	****L 40 - 43
Oct. 19	*Indiana	W 63 - 47
Nov. 2	*at #24/24 Michigan State	L 6 - 29
Nov. 9	*Nebraska	L 13 - 17
Nov. 16	*at Northwestern	***W 27 - 19
Nov. 23	*at Iowa	L 21 - 24
Nov. 30	*#3/3 Ohio State	L 41 - 42
Buffalo Wild Wings Bowl - Tempe, Ariz.		
Dec. 28	vs. Kansas State	L 14 - 31

## ■ Michigan, 2014

5-7 Overall; 3-5 Big Ten (T-4th Place - East)

Date	Opponent	Result
Aug. 30	Appalachian State	W 52 - 14
Sept. 6	at #16/15 Notre Dame	L 0 - 31
Sept. 13	Miami (Ohio)	W 34 - 10
Sept. 20	Utah	L 10 - 26
Sept. 27	*Minnesota	L 14 - 30
Oct. 4	*at Rutgers	L 24 - 26
Oct. 11	*Penn State	W 18 - 13
Oct. 25	*at #8/5 Michigan State	L 11 - 35
Nov. 1	*Indiana	W 34 - 10
Nov. 8	*at Northwestern	W 10 - 9
Nov. 22	*Maryland	L 16 - 23
Nov. 29	*at #6/7 Ohio State	L 28 - 42

## ■ San Diego State, 2020

4-4 Overall; 4-2 Mountain West (4th Place)

Date	Opponent	Result
Oct. 24	*UNLV	W 34 - 6
Oct. 31	*at Utah State	W 38 - 7
Nov. 6	*San José State	L 17 - 28
Nov. 14	*Hawaii	W 34 - 10
Nov. 21	*at Nevada	L 21 - 26
Nov. 28	at Colorado	L 10 - 20
Dec. 5	*Colorado State	W 29 - 17
Dec. 12	at #14/16 Brigham Young	L 14 - 28

Does not include stint as interim head coach at Tennessee for the final two games of the 2017 season.

Numbers to the left of opponent name indicate Associated Press and Coaches Poll rankings at game time.

\* - indicates conference game.  
• - indicates overtime period.

## ■ Brady Hoke vs. All Foes

Head Coaching Record vs. Opponents

	W	L
Akron	3	1
Air Force	2	1
Alabama	0	1
Arizona	0	0
Appalachian State	1	0
Auburn	0	1
Boston College	0	3
Bowling Green	0	3
Brigham Young	0	3
Buffalo	2	1
Central Florida	1	0
Central Michigan	3	4
Colorado	0	1
Colorado State	3	0
Connecticut	1	0
Eastern Michigan	5	2
Fresno State	0	0
Hawai'i	1	0
Idaho	0	1
Illinois	2	1
Indiana	3	2
Indiana State	1	0
Iowa	1	3
Kansas State	0	1
Kent State	3	0
Maryland	0	1
Massachusetts	1	0
Miami (Ohio)	3	2
Michigan	0	1
Michigan State	1	3
Minnesota	3	1
Missouri	0	3
Navy	3	0
Nebraska	1	3
Nevada	0	1
New Mexico	2	0
New Mexico State	2	0
Nicholls State	1	0
Northeastern	1	0
Northwestern	4	0
North Dakota State	0	1
Northern Illinois	3	3
Notre Dame	2	2
Ohio	0	1
Ohio State	1	3
Penn State	1	1
Pittsburgh	0	1
Purdue	2	2
Rutgers	0	2
San Diego State	1	0
San José State	0	1
South Carolina	1	0
Southern Utah	1	0
TCU	0	2
Toledo	4	2
Towson	0	0
UCLA	0	1
UNLV	2	1
Utah	0	3
Utah State	2	0
Virginia Tech	1	0
Western Kentucky	2	0
Western Michigan	5	2
Wyoming	2	1
<b>Totals</b>	<b>82</b>	<b>74</b>

Does not include stint as interim head coach at Tennessee for the final two games of the 2017 season.

**Bold** indicates 2021 opponent



# Jeff Horton - Associate Head Coach/RBs



10 BOWL GAME APPEARANCES SINCE 2010 ▶ 21 CONFERENCE CHAMPIONSHIPS

JEFF HORTON ◀ COACHES



## Horton File

■ **Year at San Diego State:**  
11th Year

■ **Hometown:**  
Arlington, Texas

■ **Family:**  
Wife, Teri

■ **Alma Mater:**  
Nevada, 1981  
San Francisco, 1993 (M.S.)

■ **Collegiate Playing Experience:**  
Arkansas - 1976-77

■ **Coaching Experience:**  
2011-21 .....San Diego State  
Assoc. Head Coach/RBs (2020-21)  
Assoc. Head Coach/OC/RBs (2015-19)  
Asst. Head Coach/RBs (2011-14)

2010 .....Minnesota  
Interim Head Coach  
Offensive Coordinator/QBs

2009 .....Detroit Lions  
Quarterbacks

2006-08 .....St. Louis Rams  
Assistant Offensive Line (2008)  
Special Assistant to HC/Offense (2006-07)

1999-2005 .....Wisconsin  
Quarterbacks

1994-98, 1990-91 .....UNLV  
Head Coach (1994-98)  
Assistant Head Coach (1990-91)

1992-93, 1985-89 .....Nevada  
Head Coach (1993)  
Wide Receivers (1992)  
Assistant Coach (1985-89)

1984 .....Minnesota  
Graduate Assistant

### → At San Diego State

■ With 37 years of collegiate coaching experience, including seven as a head coach, Jeff Horton begins his 11th season at San Diego State.

■ Since his arrival on The Mesa, Horton has been in charge of the Aztec running backs and was promoted to associate head coach prior to the 2015 campaign.

■ From 2015-19, Horton also served as SDSU's offensive coordinator and previously held the title of assistant head coach for four seasons between 2011-14.

■ Since joining the Aztec staff in 2011, San Diego State ranks 16th nationally in rushing yardage per game (204.7), 21st in average yards per carry (4.8), and 26th in rushing touchdowns (255).

■ In his 10 years with SDSU, Horton has coached each of his starting running backs to all-Mountain West honors, including Super Bowl champion Ronnie Hillman (2011), Adam Muema (2012-13), Donnel Pumphrey (2014-16), Rashaad Penny (2017), Juwan Washington (2018) and Greg Bell (2020).

■ With Horton's assistance, Bell continued the Aztecs' fine tradition of running backs, meriting second-team all-Mountain West distinction during a shortened 2020 campaign. Despite missing the Colorado game and all but a handful of snaps in two others, Bell ranked second in the conference in rushing yards (637) and rushing yards per game (91.0). The Bonita Vista High alumnus also led the MW with four 100-yard rushing performances and found himself among the league leaders in rushing average (4th, 5.6), rushing touchdowns (t-4th, 6) and all-purpose yards per game (12th, 107.3).

■ As a team, SDSU ranked third in the MW last season with 199.4 rushing yards per game, which was good for 32nd nationally.

■ In 2018, Horton helped Juwan Washington receive all-MW honorable mention despite the running back missing 4 1/2 games due to injury. Washington still ranked among the league leaders in several categories that season, including rushing yards per game (2nd, 111.0), rushing touchdowns (t-4th, 10) and rushing yards (5th, 999).

■ Under Horton's tutelage in 2017, Penny capped off his stellar senior campaign becoming just the third consensus All-American in program history while finishing fifth in the Heisman Trophy balloting, the highest placement by an Aztec since Marshall Faulk took fourth in 1993. In addition, Penny recorded the fifth-best NCAA FBS single-season rushing total in history with a school-record 2,248 yards and finished with a career-average of 7.49 yards per carry, which represents the third-highest total among FBS schools since 1996.

■ Collectively, SDSU boasted the nation's No. 10 rushing offense in 2017, averaging 252.5 yards per game. The Scarlet and Black



## Notable Players Coached

→ **Greg Bell, RB (SDSU)**

2020 Second-Team All-MW Selection

→ **Juwan Washington, RB (SDSU)**

2018 All-MW Honorable Mention

→ **Rashaad Penny, RB (SDSU), Seattle Seahawks**

First-Round NFL Draft pick (27th overall), 2017 Heisman Trophy Top-5 finish (fifth place), 2017 Walter Camp Player of the Year Finalist, 2017 Maxwell Award Semifinalist, 2017 Doak Walker Award Semifinalist, 2017 Lombardi Award Nominee, 2017 FBS Consensus All-American, 2017 First-Team All-American (Associated Press, FWAA, The Sporting News, Sports Illustrated, ESPN, CBS Sports, USA Today, All-American, Bleacher Report), 2017 Mountain West Offensive Player of the Year, 2017 First-Team All-MW Selection (RB), 2017 All-Bowl Team (Associated Press, ESPN, Sports Illustrated, Bleacher Report), Five-time MW Offensive Player of the Week.

→ **Nick Bawden, FB (SDSU)**

2018 Seventh-Round NFL Draft Pick, 2016 Pro Football Focus First-Team All-American

→ **Donnel Pumphrey, RB (SDSU)**

2017 Fourth-Round NFL Draft Pick, 2016 Heisman Trophy Top-10 Finish (tied for 10th), 2016 Doak Walker Award Finalist, 2016 Walter Camp Player of the Year Semifinalist, 2016 First-Team All-American (Sports Illustrated, Walter Camp), 2016 Second-Team All-American (AP, AFCA, USA Today, The Sporting News), Two-time Honorable-Mention Sports Illustrated All-American (2014-15), Two-time MW Offensive Player of the Year (2015-16), Three-time First-Team All-MW (2014-16)

→ **Ronnie Hillman, RB (SDSU)**

AP Third-Team All-American, Third-Round NFL Draft Pick, Super Bowl Champion with the Denver Broncos

→ **Matthew Stafford, QB (Detroit Lions), Detroit Lions**

No. 1 NFL Draft pick, Started 10 games as a rookie

→ **Brooks Bollinger, QB (Wisconsin)**

Four-year starter, NFL Draft Pick in 2003

→ **Jim Sorgi, QB (Wisconsin)**

2006 Super Bowl champion

→ **Jon Denton, QB (UNLV)**

Set 10 NCAA freshman passing records in 1996

→ **Chris Vargas, QB (Nevada)**

Nevada Team of the Century

### ■ BOWL GAMES AS A COACH (17)

→ **San Diego State**

2019 New Mexico Bowl, 2018 Frisco Bowl, 2017 Armed Forces Bowl, 2016 Las Vegas Bowl, 2015 Hawai'i Bowl, 2014 Poinsettia Bowl, 2013 Famous Idaho Potato Bowl, 2012 Poinsettia Bowl, 2011 New Orleans Bowl

→ **Wisconsin**

2005 Capital One Bowl, 2004 Outback Bowl, 2003 Music City Bowl, 2002 Alamo Bowl, 2000 Sun Bowl, 1999 Rose Bowl

→ **UNLV**

1994 Las Vegas Bowl

→ **Nevada**

1992 Las Vegas Bowl

also occupied the 11th spot in yards per carry (5.71) while tying for 20th in rushing touchdowns (33). In addition, Horton coordinated an Aztec offense that threw just four interceptions that season, which ranked second in the country.

■ Horton was also instrumental in the development of Nick Bawden, who was recruited to San Diego State as a quarterback—even starting two games at the position as a true freshman in 2014—before switching to fullback the following year. Emerging as the starter in 2016, Bawden became the lead blocker for two of the most prolific running backs in school history in 2016-17, with the Aztecs ranking eighth nationally in rushing yards per game (257.9) and fifth in yards per rush (5.7) during that stretch. For his efforts, Bawden earned first-team All-America honors from Pro Football Focus in 2016, grading out as the top blocking fullback. He was drafted by the Detroit Lions in the seventh round of the 2018 NFL Draft.

AZTEC FOOTBALL MEDIA GUIDE



# Jeff Horton - Associate Head Coach/RBs



10 BOWL GAME APPEARANCES SINCE 2010 ▶ 21 CONFERENCE CHAMPIONSHIPS

■ In 2016, Horton was named the *Football/Scoop* Running Backs Coach of the Year when SDSU became the first team in NCAA FBS history to produce a 2,000-yard rusher (Pumphrey) and a 1,000-yard rusher (Penny) in the same season. The Aztecs set Division I-era single-season records in rushing yards (3,680), rushing touchdowns (34), rushing yards per carry (5.8) and points (493).

■ Horton coached Pumphrey to one of the best rushing careers in FBS history. A Heisman candidate, Doak Walker Award finalist and a three-time All-American, Pumphrey finished his career as the NCAA FBS career record holder in rushing yards (6,405) and was fifth in all-purpose yards (7,515), tied for eighth in overall touchdowns (67) and ninth in rushing touchdowns (62). He was picked in the fourth round of the 2017 NFL Draft by the Philadelphia Eagles.

■ The 2015 Aztecs also made history, rushing for a then-school record 3,266 yards and producing two 1,000-yard rushers (Pumphrey, Chase Price) for the first time in program history. SDSU ran for 2,000 yards as a team and produced a 1,000-yard rusher for the sixth year in a row in 2015. The team also had 10 straight games with at least 200 yards rushing to close the season.

■ In 2014, San Diego State set a then-school record for yards per carry, averaging 5.4 yards per rush, ranked 13th nationally.

■ Horton helped Ronnie Hillman receive All-America recognition from the Associated Press in 2011 after the Aztec running back rushed for a conference-record 1,711 yards, which ranked fourth nationally, and added 19 touchdowns. Hillman, who was one of 10 semifinalists for the Doak Walker Award that season, was selected in the third round of the NFL Draft by the Denver Broncos in April 2012.

#### → Previous Experience

■ Came to The Mesa after spending the final five games of the 2010 campaign as the interim head coach at Minnesota. With Horton at the helm, the Gophers went 2-3 with victories over a pair of bowl-bound teams in Illinois and Iowa after beginning the year with a 1-6 mark.

■ As the co-offensive coordinator, the Gophers saw drastic improvements from 2009 in the NCAA rankings in total offense (+34 spots), rushing offense (+26), passing offense (+18), scoring offense (+11), turnovers (+82), time of possession (+82) and penalties (+21).

■ Prior to his time at Minnesota, he was the quarterbacks coach for the Detroit Lions in 2009, working with No. 1 overall draft pick Matthew Stafford. Stafford started 10 games and threw for more than 2,000 yards.

■ NFL career started with the St. Louis Rams from 2006-08, where he was the assistant of offensive line coach, special assistant to the head coach and an offensive assistant.

■ Was on the sidelines in six bowl games as the quarterbacks coach at Wisconsin from 1999-2005. The Badgers tallied four postseason victories and claimed the 1999 Big Ten championship.

■ Coached Wisconsin signal-caller Brooks Bollinger to a 30-12 record over his four seasons as a starter. Bollinger and quarterback Jim Sorgi were picked in the NFL Draft during his time in Madison.

■ Was the head coach at UNLV for five years. In 1994, he was named the Big West Coach of the Year after leading the Rebels to the conference title and a berth in the Las Vegas Bowl.

■ Compiled a 7-4 record at Nevada in his first season as a head coach in 1993. The Wolf Pack led the nation in offense that campaign, including 4,373 yards passing.

■ In addition, he spent six years as a wide receivers, special teams or running backs coach at Nevada (1985-89, 1992) and two campaigns as an assistant head coach, running backs and wide receivers coach at UNLV (1990-91).

■ Started his collegiate coaching career in 1984 as a graduate assistant at Minnesota under head coach Lou Holtz.

#### → Playing Experience

■ Was a walk-on wide receiver at Arkansas from 1976-77.

#### → Education

■ Graduated from Nevada in 1981 with his bachelor's degree and earned his master's from San Francisco in 1993.

#### → Personal

■ Horton and his wife, Teri, reside in San Diego.





# Jeff Hecklinski - Offensive Coord./QBs

10 BOWL GAME APPEARANCES SINCE 2010 ▶ 21 CONFERENCE CHAMPIONSHIPS

AZTEC FOOTBALL MEDIA GUIDE

JEFF HECKLINSKI ◀ COACHES



## Hecklinski File

■ **Year at San Diego State:**  
Fourth Season

■ **Hometown:**  
Palatine, Ill.

■ **Family:**  
Wife, Tiffany; Children, Riley, Michael and J.R.

■ **Alma Mater:**  
Western Illinois, 1997

■ **Collegiate Playing Experience:**  
Western Illinois - 1995-97

■ **Coaching Experience:**

2020-21	San Diego State <i>Offensive Coordinator/Quarterbacks</i>
2019	Kansas <i>Tight Ends/Recruiting Coordinator</i>
2017-18	Indiana State <i>Offensive Coordinator/Quarterbacks/ Recruiting Coordinator</i>
2015	Colorado State-Pueblo <i>Passing Game Coordinator/Quarterbacks</i>
2011-14	Michigan <i>Assistant Head Coach/Wide Receivers/ Recruiting Coordinator</i>
2009-10	San Diego State <i>Assistant Head Coach/Running Backs/ Recruiting Coordinator</i>
2004-08	Ball State <i>Wide Receivers/ Recruiting Coordinator (2008)</i>
2003	Arizona <i>Quarterbacks/Passing Game Coordinator</i>
2001-02	Central Missouri State <i>Offensive Coordinator/Quarterbacks</i>
1999-2000	Fort Scott Community College <i>Offensive Coordinator/ Recruiting Coordinator</i>
1998	Benedictine University <i>Quarterbacks/Wide Receivers</i>

### → At San Diego State

- Entering the second year of his second stint with the Aztec football program, Jeff Hecklinski serves as SDSU's offensive coordinator and quarterbacks coach.
- Hecklinski has 22 years of collegiate coaching experience under his belt, including 12 seasons working with Aztec head coach Brady Hoke. He was previously on Hoke's staff at Ball State (2004-08), San Diego State (2009-10) and Michigan (2011-14).
- In Hecklinski's first year as the Aztecs' offensive coordinator in 2020, SDSU ranked second in the Mountain West in average time of possession (32:15) and finished third in rushing offense (199.4), the latter of which was good for 32nd nationally.
- Individually, four Aztecs earned all-MW distinction on the offensive side of the ball last season, including first-team honoree Kyle Spalding (LT) and second-team selections Greg Bell (RB) and Zachary Thomas (RT), while Daniel Bellinger (TE) received honorable mention.
- In his first tour of duty on The Mesa, Hecklinski was the Aztecs' assistant head coach and mentored the running backs while serving as the program's recruiting coordinator.
- In 2010, Hecklinski was part of Hoke's staff that helped SDSU make its first bowl game since 1998, as the Aztecs downed Navy in the Poinsettia Bowl, 35-14. That season, Hecklinski helped tutor running back Ronnie Hillman, who rushed for 1,532 yards and 17 touchdowns as a true freshman. Hillman was later named a first-team freshman All-America selection by FWAA and Phil Steele Magazine, the Mountain West Freshman of the Year and earn first-team all-MW honors. Hillman was drafted in the third round by the Denver Broncos in the 2012 NFL Draft.

### → Previous Coaching Experience

- Hecklinski was the assistant head coach at Michigan, serving as recruiting coordinator and wide receivers coach. In 2014, Hecklinski helped wide receiver Devin Funchess earn second-team all-Big Ten honors after leading the Wolverines with 62 catches for 733 yards and four touchdowns. Funchess was drafted in the second round of the 2015 NFL Draft by the Carolina Panthers.
- Under Hecklinski's tutelage in 2013, Jeremy Gallon had a program-record 1,373 receiving yards and ranked second in UM history with 89 receptions to go along with nine touchdowns. Gallon also had a reception in a school-record 39 consecutive games, breaking Braylon Edwards' previous mark. Gallon ended his Michigan career ranked third all-time in both receptions (173) and receiving yards (2,704), and tied for ninth in receiving touchdowns.
- During Hecklinski's second year on the Ann Arbor campus in 2012, Michigan averaged 383.1 yards per game, led by Gallon and Roy Roundtree. The duo combined for 80 catches, 1,409 yards and seven touchdowns. Gallon caught a then career-best nine passes for 145 yards and two touchdowns in the Outback Bowl, while Roundtree finished his career ranked sixth in UM history in career receptions (154) and receiving yards (2,304).
- The Wolverines ranked third in the Big Ten in yards per game (404.7) in 2011 as five different receivers had multiple touchdown catches, led by Junior Hemingway (34 receptions, 688 yards and four touchdowns). Two of Hemingway's touchdowns came in the Sugar Bowl, where he was named MVP in Michigan's 23-20 overtime victory over Virginia Tech.
- Prior to his return to "America's Finest City," Hecklinski spent the 2019 campaign on Les Miles' staff at Kansas, where he was the tight ends coach and recruiting coordinator.
- Hecklinski arrived at Kansas after spending the previous two seasons at Indiana State, where he served as both the offensive coordinator and recruiting coordinator, while also overseeing the Sycamore quarterbacks. In his first year at Indiana State in 2017, Hecklinski had two players named all-Missouri Valley in tight end Jacquet McClendon and running back LeMonte Booker.
- Between his stops in Ann Arbor and Terre Haute, Hecklinski spent one year as the passing game coordinator and quarterbacks coach at Colorado State-Pueblo in 2015.
- Hecklinski first joined forces with Hoke at Ball State in 2004, where he was the recruiting coordinator and wide receivers coach until he headed to the West Coast with Hoke after the 2008 season.

- While at Ball State, Hecklinski helped coach two of the most prolific players in Cardinal history in wideouts Dante Love, who ranked second in the country in 2007 in all-purpose yards (206.92), and Dante Ridgeway, who was an All-American and one of three finalists for the Biletnikoff Award in 2004.
- Was the quarterbacks coach at Arizona in 2003, after two seasons as the offensive coordinator and quarterbacks coach at Central Missouri State, where he helped the team to the school's first-ever playoff appearance and bowl victory.
- Started his career as an assistant at Benedictine in 1998, and also spent two seasons at Fort Scott Community College in Kansas.

### → Education

- Hecklinski earned his bachelor's degree at Western Illinois in 1997, where he was a quarterback and threw for more than 5,980 yards to rank seventh in the school's career record book after spending two seasons at Big Ten member Illinois.

### → Personal

- Hecklinski and his wife, Tiffany, have a daughter, Riley, and two sons, Mikey and J.R.

## Notable Players Coached

- **Kyle Spalding, OL (SDSU)**  
2020 First-Team All-MW Honoree
- **Greg Bell, RB (SDSU)**  
2020 Second-Team All-MW Selection
- **Zachary Thomas, OL (SDSU)**  
2020 Second-Team All-MW Selection
- **Daniel Bellinger, TE (SDSU)**  
2020 Honorable Mention All-MW
- **Jacquet McClendon, TE (Indiana State)**  
2017 Second-Team All-MVFC Selection
- **LeMonte Booker, RB (Indiana State)**  
2017 Honorable Mention All-MVFC
- **Devin Funchess, WR (Michigan)**  
2015 Second-Round NFL Draft Pick, 2013 Big Ten Tight End of the Year, Two-time Second-Team All-Big Ten Selection
- **Jeremy Gallon, WR (Michigan)**  
Two-time All-Big Ten Selection (Second-Team 2013, Honorable Mention 2012), 2013 Bo Schembechler Team MVP, 2013 All-Big Ten Honoree (The Sporting News, Athlon Sports), 2012 Second-Team All-Big Ten Postseason Selection (Phil Steele), School Record Holder for Receiving Yards (Season - 1,373 yds, Game - 369 yds)
- **Roy Roundtree, WR (Michigan)**  
2012 Honorable Mention All-Big Ten (Coaches & Media), 2011 Biletnikoff Award Watch List
- **Junior Hemingway, WR (Michigan)**  
2011 Honorable Mention All-Big Ten (Coaches), 2012 Sugar Bowl MVP
- **Ronnie Hillman, RB (SDSU)**  
First-Team Freshman All-American (FWAA, Phil Steele), 2010 MW Freshman of the Year, 2012 Third-Round NFL Draft Pick, Super Bowl Champion
- **Dante Love, WR (Ball State)**  
2007 First-Team All-MAC Selection, 2007 National Leader in All-Purpose Yards (260.92)
- **Dante Ridgeway, WR (Ball State)**  
2005 NFL Draft Selection (Sixth Round), 2004 First-Team All-American (Southern Football Weekly), 2004 Second-Team All-American (AP, Walter Camp), 2004 First-Team All-MAC Honoree, 2004 Biletnikoff Award Finalist

### BOWL GAMES AS A COACH (6)

- **Michigan**  
2013 Buffalo Wild Wings Bowl, 2012 Outback Bowl, 2011 Sugar Bowl
- **San Diego State**  
2010 Poinsettia Bowl
- Ball State**  
2008 GMAC Bowl, 2007 International Bowl

# Kurt Mattix - Defensive Coord./LBs



10 BOWL GAME APPEARANCES SINCE 2010 ▶ 21 CONFERENCE CHAMPIONSHIPS

## → At San Diego State

- Kurt Mattix, who worked with head coach Brady Hoke at Michigan, enters his second season as San Diego State's defensive coordinator. He also coaches the Aztec linebackers.
- In Mattix's first season on The Mesa in 2020, SDSU finished among the nation's leaders in total defense (3rd, 283.5), rushing defense (7th, 98.2) and passing efficiency defense (11th, 115.19), topping the Mountain West in those respective categories. Additionally, the Aztecs found themselves among the FBS elite in opponent third-down conversion percentage (6th, .298) team tackles for loss (8th, 8.1) and scoring defense (11th, 17.80), all of which ranked second in the conference last year.
- Individually, SDSU had eight defenders garner all-MW accolades under Mattix's direction in 2020, including first-teamers Cameron Thomas (DE/DT), Caden McDonald (LB), Darren Hall (CB) and Tariq Thompson (S), while Keshawn Banks (DE), Jonah Tavai (DT), Tayler Hawkins (CB) and Dwayne Johnson Jr. (S) received honorable mention.
- Following the season, Mattix was nominated for the 2020 Broyles Award, which honors college football's top assistant coaches.

## Notable Players Coached

- Caden McDonald, LB (SDSU)  
2020 First-Team All-MW Selection
- Cameron Thomas, DL (SDSU)  
2020 First-Team All-MW Honoree
- Darren Hall, DB (SDSU)  
2021 Fourth-Round NFL Draft Pick, 2020 First-Team All-MW Selection
- Tariq Thompson, DB (SDSU)  
2020 First-Team All-MW Honoree
- Keshawn Banks, DL (SDSU)  
2020 All-MW Honorable Mention
- Jonah Tavai, DL (SDSU)  
2020 All-MW Honorable Mention
- Tayler Hawkins, DB (SDSU)  
2020 All-MW Honorable Mention
- Dwayne Johnson Jr., DB (SDSU)  
2020 All-MW Honorable Mention
- Aaron Patrick, DL (Eastern Kentucky)  
2019 First-Team All-American (AP, Walter Camp), 2019 Second-Team All-American (AFCA, STATS), 2019 FCS Third-Team All-American (HERO Sports, Phil Steele), 2019 Ohio Valley Conference Defensive Player of the Year, Three-Time First-Team All-OVC Selection, 2019 STATS Buck Buchanan Award Finalist, 2016 Sophomore All-American (HERO Sports)
- Taquan Evans, DL (Eastern Kentucky)  
2019 Second-Team All-OVC Honoree (Coaches & SIDs)
- Leodis Moore III, DB (Eastern Kentucky)  
2018 First-Team All-OVC Selection (Coaches & SIDs)
- Cornelius Floyd, CB (Eastern Kentucky)  
2018 Second-Team All-OVC Selection (Coaches & SIDs)
- Luder Jean Louis, DL (Eastern Kentucky)  
2017 Second-Team All-OVC Selection (Coaches & SIDs)
- Kobie Grace, DB (Eastern Kentucky)  
2017 Second-Team All-OVC Selection (Coaches & SIDs)
- Kiante Northington, DB (Eastern Kentucky)  
2016 Second-Team All-OVC Selection (Coaches & SIDs)
- Jake Ryan, LB (Michigan)  
2014 First-Team All-Big Ten Selection (Coaches, Media), 2012 Honorable Mention All-Big Ten
- Brennen Beyer, DE (Michigan)  
2014 Honorable Mention All-Big Ten (Coaches, Media)
- Jibreel Black, DT (Michigan)  
2013 Honorable Mention All-Big Ten (Coaches, Media)
- Frank Clark, DE (Michigan)  
2013 Honorable Mention All-Big Ten (Media)
- Craig Roh, DE (Michigan)  
2012 Second-Team All-Big Ten
- Mike Martin, DT (Michigan)  
2012 Second-Team All-Big Ten (Coaches & Media)

## BOWL GAMES AS A COACH (3)

- Michigan  
2013 Buffalo Wild Wings Bowl, 2012 Outback Bowl,  
2011 Sugar Bowl

## → Previous Coaching Experience

- Mattix arrived in "America's Finest City" after serving a four-year stint as the defensive coordinator at Eastern Kentucky from 2016-19.
- During his tenure at EKU, the Colonels ranked 24th in FCS play in defensive pass efficiency (120.4), 36th in defensive rush avg. (4.0) and 38th in total defense (360.9)
- EKU was particularly impressive on defense over his final two seasons, ranking as one of the top units in the Ohio Valley Conference.
- The 2019 Colonel defense led the OVC in third down percentage (.310, 5th in FCS), fourth down percentage (.333, 7th in FCS), red zone percentage (.700, 11th in FCS), tackles for loss per game (7.9, 13th in FCS) and first downs allowed (205, 18th in FCS), while ranking second in scoring defense (20.6, 15th in FCS), rush defense (119.1, 15th in FCS) and total defense (325.3, 16th in FCS).
- Not to be outdone, EKU held its opponents to under 100 yards rushing six times during the 2019 campaign, including two outstanding efforts when the Colonels yielded just two yards against Tennessee Tech and 22 yards against Murray State.
- Under Mattix's guidance, EKU lineman Aaron Patrick was selected as the 2019 OVC Defensive Player of the Year, was a first team All-American and a finalist for the national defensive player of the year award. Patrick and fellow lineman Taquan Evans also earned all-conference recognition.
- In 2018, Mattix's defense helped the Colonels finish 7-4 and in third place in the OVC. EKU ranked second in the league in scoring defense and third in total defense. Eastern Kentucky also finished fifth in the nation with 19 interceptions, 12 more than the team recorded in 2017.
- Individually, three defensive players picked up All-OVC honors at the end of the season - Leodis Moore III (first team), Patrick (first team) and Cornelius Floyd (second team), while three were earned OVC Defensive Player of the Week honors during the 2018 campaign.
- In his first season at EKU in 2016, Mattix coached a defense that allowed fewer passing yards than any Colonel team since 2009 and fewer passing touchdowns (12) than any of the program's defenses since 2005 (9). The EKU defense led the OVC and was sixth in the country with 13 fumbles recovered. The Colonels were also 16th in the nation with three defensive touchdowns and 25th with 23 forced turnovers.
- The EKU defense improved in Mattix's second season in 2017, allowing 62 fewer yards and 4.0 fewer points per game. Additionally, the Colonels allowed 571 fewer rushing yards and 112 fewer yards, while ranking first in the league and eighth in FCS with 13 fumbles recovered.
- In 2017, Luder Jean Louis and Kobie Grace each garnered second-team All-OVC recognition. Jean Louis led the OVC and was ninth in the country in sacks, and ranked second in the OVC and 16th in FCS in tackles for a loss. Grace, meanwhile, led the nation in fumbles recovered, and was second in the league and 18th nationally in fumbles forced.
- Prior to his stint at Eastern Kentucky, Mattix was the special teams coordinator and linebackers coach at his alma mater Valparaiso University during the 2015 campaign.
- In his lone season on the Crusaders' staff, Mattix helped linebacker Alex Green garner first-team All-Pioneer Football League accolades.
- Mattix moved to Valparaiso after spending four seasons (2011-14) as the defensive quality control coach at Michigan under the tutelage of Brady Hoke, where he worked with the defensive line and linebackers, and assisted in all aspects of special teams.
- In 2009 and 2010, Mattix coached the tight ends at Ball State.
- Mattix began his coaching career as an assistant at Portage High School (1998-99). He soon entered the collegiate ranks as an assistant coach at Trine University (2000) and Anderson University (2001) before accepting a graduate assistant position at Ball State during the 2002 and 2003 seasons.

## → Playing Experience

- Mattix played two seasons at the University of Indianapolis (1994-95) before finishing his collegiate career at Valparaiso (1996-98).

## → Education

- Mattix earned his bachelor's degree in physical education at Valparaiso in 1999.

## → Personal

- Mattix is single and resides in San Diego's Mission Valley.



## Mattix File

- Year at San Diego State:  
Second Year

- Hometown:  
Portage, Ind.

- Alma Mater:  
Valparaiso, 1999

- Collegiate Playing Experience:  
Indianapolis, 1994-95  
Valparaiso, 1996-98

## ■ Coaching Experience:

- 2020-21 .....San Diego State  
*Defensive Coordinator/Linebackers*
- 2016-19 .....Eastern Kentucky  
*Defensive Coordinator*
- 2015 .....Valparaiso  
*Special Teams Coordinator  
Linebackers*
- 2011-14 .....Michigan  
*Defensive Quality Control*
- 2009-10 .....Ball State  
*Tight Ends/Quality Control*
- 2008 .....Saint Joseph's College (Ind.)  
*Defensive Coordinator*
- 2005-07 .....Wayne State  
*Defensive Coordinator*
- 2002-03 .....Ball State  
*Graduate Assistant*
- 2001 .....Anderson University  
*Special Teams Coordinator*
- 2000 .....Trine University  
*Special Teams Coordinator*
- 1998-99 .....Portage (Ind.) High School  
*Offensive Line/Defensive Line*



# Hunkie Cooper - Wide Receivers



10 BOWL GAME APPEARANCES SINCE 2010 ▶ 21 CONFERENCE CHAMPIONSHIPS



## Cooper File

■ **Year at San Diego State:**  
Seventh Year

■ **Hometown:**  
Palestine, Texas

■ **Family:**  
Wife, Tiffany; Children, Brianna, AJ and Destini

■ **Alma Mater:**  
UNLV, 1991

■ **Collegiate Playing Experience:**  
UNLV - 1990-91  
Navarro College - 1989

■ **Coaching Experience:**  
2015-21 .....San Diego State  
*Wide Receivers*

2009-14 .....Canyon Springs High School  
Las Vegas, Nev.  
*Head Coach*

2006-08 .....Utah Blaze (AFL)  
*Defensive Backs (2008)*  
*Defensive Coordinator (2007)*  
*Wide Receivers, Linebackers (2006)*

→ **At San Diego State**

■ Hunkie Cooper enters his seventh season at San Diego State, overseeing the wide receiver position.

■ Upon his arrival on The Mesa, Cooper reunited with his college coach Jeff Horton. Horton, SDSU's associate head coach/running backs coach, was Cooper's head coach at UNLV.

■ During last season's abbreviated schedule, Jesse Matthews continued to flourish under Cooper's guidance by leading the Aztecs in receptions (24), receiving yards (326) and average yards per catch (13.9), the last of which ranked 17th in the Mountain West. Against eventual conference champion San José State, Matthews finished with six catches for a career-high 139 yards.

■ In his first year under Cooper's tutelage in 2019, Matthews posted 633 receiving yards, which ranks as the third-highest single season total by a freshman in program history. Matthews capped his rookie campaign with 111 receiving yards in SDSU's big victory over Central Michigan in the New Mexico Bowl.

■ In 2018, Cooper coached a wide receiver corps that helped the Aztecs rank 12th nationally in passing yards per completion (14.66). He also witnessed the program's best individual performance at the position since 2009 when senior Fred Trevillion finished with 189 yards receiving yards and two touchdowns on four catches at Fresno State.

■ Under Cooper's direction, Mikah Holder received all-Mountain West honorable mention as a senior in 2017 after leading the Aztecs with career highs of 43 receptions and 602 yards, which were more than the totals of the next two SDSU players combined.

■ Cooper also played a pivotal role in Holder's development during the 2016 campaign, as the Aztec wide receiver topped the squad in receiving yards (581) and touchdown catches (6) while ranking seventh nationally and third in the Mountain West in yards per catch (21.5). Cooper's assistance with Donnel Pumphrey also proved essential that season, as the SDSU running back tied with Holder for the team lead in receptions (27) for 231 yards. Pumphrey was a fourth-round pick of the Philadelphia Eagles in the 2017 NFL Draft.

■ In 2015, Cooper coached Holder to a breakout season, which included a team-high 439 receiving yards and six touchdown catches. He also assisted Pumphrey in a junior year that resulted in *Sports Illustrated* honorable mention All-America and Mountain West Offensive Player of the Year honors after he led the Aztecs in rushing yards and receptions, one of four players in the nation to accomplish the feat.

→ **Previous Experience**

■ Prior to his appointment on The Mesa, Cooper served for six seasons as the head coach at Canyon Springs High in Las Vegas.

■ Under Cooper's direction, CSHS made the Sunrise Region playoffs all six years, earning Northeast Sunrise Divisional Coach-of-the-Year honors on three occasions.



■ In 2014, Canyon Springs was the first Sunrise Region team in more than 40 games to beat perennial power Liberty.

■ One of his top players was Pumphrey, a Heisman candidate, All-American and the NCAA FBS career record holder in rushing yards (6,405). He amassed 4,152 yards and 49 touchdowns on 494 attempts (8.4 avg.) over his career at CSHS. In 2012, Pumphrey rushed for 1,491 yards on 160 carries (9.3 avg.) and 19 touchdowns en route to being named the Gatorade Nevada Player of the Year.

■ Began his coaching career with a three-year stint (2006-08) on the Utah Blaze (Arena Football League) coaching staff, working with the team's defensive backs, wide receivers, linebackers and serving as the defensive coordinator.

→ **Playing Experience**

■ Cooper had one of the greatest careers in Arena Football League history, coming in as the fifth-greatest player in AFL history by the league's Silver Anniversary Committee.

■ Named to the Arena Hall of Fame in 2011.

■ Led the Arizona Rattlers to a pair of AFL championships (1994 and 1997) and was picked as the MVP of the 1997 AFL Championship game.

■ Cooper was the AFL's all-time leader in nearly all return categories upon his retirement in 2005. That same year, he also had his No. 14 jersey retired by the Rattlers.

■ In 2001, Cooper was selected to the all-15th Anniversary first team as both a receiver and linebacker. He finished his career with nearly 9,000 receiving yards to go along with 196 tackles and 15 interceptions, including seven for a touchdown.

■ He was named the Ironman of the Year in both 1999 and 2000.

■ He earned Ironman of the Game honors in ArenaBowl XI, returning a kick for a touchdown and intercepting a Kurt Warner pass for another score, as the Rattlers defeated the Iowa Barnstormers, 55-33.

■ Cooper was named the AFL MVP as a rookie in 1993 after totaling 91 receptions for 1,214 yards and 19 touchdowns, and ended up becoming a 12-time all-pro selection.

■ At UNLV, he twice earned All-America honors and all-Big West accolades as a punt returner and kick returner (1989-90).

■ Cooper, who played six different positions with the Rebels, scored four touchdowns as an all-purpose player in his first career Division I game.

■ Was the quarterback for national champion Navarro College in 1989.

→ **Education**

■ A 1991 graduate of UNLV.

→ **Personal**

■ Cooper and his wife, Tiffany, have three children: Brianna, AJ, who played football at Southern Oregon, and Destini.

## Notable Players Coached

→ **Mikah Holder, WR (SDSU)**

2017 Honorable Mention All-MW

→ **Donnel Pumphrey, RB (SDSU)**

2017 Fourth-Round NFL Draft Pick, 2016 Heisman Trophy Top-10 Finish (tied for 10th), 2016 Doak Walker Award Finalist, 2016 Walter Camp Player of the Year Semifinalist, 2016 First-Team All-American (*Sports Illustrated*, *Walter Camp*), 2016 Second-Team All-American (*AP*, *AFCA*, *USA Today*, *The Sporting News*), two-time Honorable-Mention *Sports Illustrated* All-American (2014-15), two-time MW Offensive Player of the Year (2015-16), three-time First-Team All-MW (2014-16)

→ **DeMarco Murray, RB (Oklahoma)**

2014 AP NFL Offensive Player of the Year

→ **Juron Criner, WR (Arizona)**

2012 Fifth-Round NFL Draft Pick; 209 receptions in college

→ **Lynn McGruder, DT (Oklahoma)**

Started 11 games for the Sooners in 2004

→ **Quinton Carter, FS (Oklahoma)**

2011 Fourth-round NFL Draft Pick

**BOWL GAMES AS A COACH (5)**

→ **San Diego State**

2019 New Mexico Bowl, 2018 Frisco Bowl, 2017 Armed Forces Bowl, 2016 Las Vegas Bowl, 2015 Hawai'i Bowl

# Doug Deakin - Special Teams Coord.



10 BOWL GAME APPEARANCES SINCE 2010 ▶ 21 CONFERENCE CHAMPIONSHIPS

## → At San Diego State

- Doug Deakin begins his 13th season at San Diego State, a long association which started as a student-athlete and now continues as a full-time assistant coach.
- Enters his third year as the Aztecs' special teams coordinator and also coached the tight ends during the 2018 campaign.
- Spent three years as the assistant for football operations with the SDSU program from 2014-17.
- Also served as a graduate assistant with the Aztecs from 2011-13, working with the defense and special teams.
- Under Deakin's watch last season, punter Tanner Kuljian and kick returner Jordan Byrd garnered second-team all-Mountain West accolades, while placekicker Matt Araiza received honorable mention for the second year in a row. Kuljian led the MW in 2020 with an average of 45.40 yards per punt, which ranks third on SDSU's single-season charts. In addition, Byrd topped the conference with an average of 31.92 on kickoff returns, which ranked seventh in the nation.

■ During the 2019 campaign, Araiza and punter Brandon Heicklen merited All-Mountain West honorable mention. Heicklen was named MW Special Teams Player of the Week on three occasions that season.

■ In 2018, Deakin oversaw the emergence of tight end Kahale Warring, who garnered all-Mountain West honorable mention and was a third-round selection by the Houston Texans in the 2019 NFL Draft. Warring led the Aztecs with 31 receptions for 372 yards and three touchdowns in 2018.

■ In addition, placekicker John Baron II became the just the second player to win MW Special Teams Player of the Week honors five times in the same season after Utah's Louie Sakoda accomplished the feat in 2009. Baron, who connected on all five of his field-goal attempts from 50-plus yards, made three game-winning kicks during the 2018 campaign, which is tied for the most by an SDSU player in a single season since at least 1996.

## → Playing Experience

■ A former walk-on at San Diego State who played 24 games on special teams over his final two years in 2009-10.

■ Also served as the team's holder on field goals and extra-point attempts during that span.

■ Selected as one of three captains by his teammates during his senior year in 2010.

■ Ran 13 yards for a first down off a fake field-goal attempt in the Aztecs' 41-7 conquest of Utah State on Sept. 25, 2010.

■ Also saw action in SDSU's 35-14 triumph over Navy in the 2010 Poinsettia Bowl, which marked the Aztecs' first bowl appearance since 1998 and first bowl victory since 1969.

■ Earned the SDSU President's Award for Highest Standards of Academic and Athletic Excellence in 2008.

■ Also garnered Mountain West all-academic honors in 2009.

■ Was additionally nominated for the College Football Rudy Awards, which recognizes student-athletes who demonstrate excellent character, contribution and commitment as members of their college football teams.

## → Education

■ Received his undergraduate degree in business management from San Diego State in 2010, before earning his master's in educational leadership from the University in 2014.

## → Personal

■ Is married to the former Emily Diggins.



## Deakin File

■ **Year at San Diego State:**  
Fourth Year as Assistant Coach/  
11th overall

■ **Hometown:**  
Oak Park, Calif.

■ **Family:**  
Wife, Emily

■ **Alma Mater:**  
San Diego State, 2010, 2014 (M.S.)

■ **Collegiate Playing Experience:**  
San Diego State - 2009-10

■ **Coaching Experience:**  
2018-21 ..... San Diego State  
Special Teams Coordinator  
Tight Ends (2018)

2011-13 ..... San Diego State  
Graduate Assistant - Defense

■ **Professional Experience:**  
2014-17 ..... San Diego State  
Assistant for Football Operations

## Notable Players Coached

- **Jordan Byrd, KR (SDSU)**  
2020 Second-Team All-MW Selection, MW Special Teams Player of the Week (12-7-20)
- **Tanner Kuljian, P (SDSU)**  
2020 Second-Team All-MW Selection
- **Matt Araiza, K (SDSU)**  
Two-Time Honorable Mention All-MW
- **Brandon Heicklen, P (SDSU)**  
Two-Time Honorable Mention All-MW
- **Kahale Warring, TE (SDSU)**  
2019 Third-Round NFL Draft Pick, 2018 Honorable Mention All-MW
- **John Baron II, K (SDSU)**  
Two-time All-MW Selection
- **Nat Berhe, DB (SDSU), Pittsburgh Steelers**  
Three-time All-MW Selection, 2014 NFL Draft Pick
- **Leon McFadden, DB (SDSU)**  
Three-time First-Team All-MW Honoree, 2013 NFL Draft Pick
- **Miles Burris, LB (SDSU)**  
Two-time First-Team All-MW Selection, 2012 NFL Draft Pick
- **Jake Fely, LB (SDSU)**  
Two-time Second-Team All-MW Selection
- **Brian Stahovich, P (SDSU)**  
Two-time All-MW Honoree
- **J.J. Whittaker, DB (SDSU)**  
Two-time All-MW Selection
- **Jeff Overbaugh, LS (SDSU)**  
Three-time MW All-Academic, Three-time MW Scholar-Athlete
- **Colin Lockett, WR/KR (SDSU)**  
2013 Honorable Mention All-MW
- **Nick Tenhaeff, LB (SDSU)**  
2013 Honorable Mention All-MW
- **Derek Largent, LB (SDSU)**  
2012 Honorable Mention All-MW
- **Sam Meredith, DL (SDSU)**  
2012 Honorable Mention All-MW
- **Larry Parker, DB (SDSU)**  
2011 SI.com Honorable Mention All-American, 2011 First-Team All-MW Selection
- **Jerome Long, DL (SDSU)**  
2011 Second-Team All-MW Selection, 2012 NFL Draft Pick

## BOWL GAMES AS A COACH (5)

→ San Diego State  
2019 New Mexico Bowl, 2018 Frisco Bowl, 2013 Famous Idaho Potato Bowl, 2012 Poinsettia Bowl, 2011 New Orleans Bowl

## BOWL GAMES AS AN ADMINISTRATOR (4)

→ San Diego State  
2017 Armed Forces Bowl, 2016 Las Vegas Bowl, 2015 Hawai'i Bowl, 2014 Poinsettia Bowl

## BOWL GAMES AS A PLAYER (1)

→ San Diego State  
2010 Poinsettia Bowl





# Savai'i Eselu - Tight Ends



10 BOWL GAME APPEARANCES SINCE 2010 ▶ 21 CONFERENCE CHAMPIONSHIPS

SAVAI'I ESELU ◀ COACHES



## Eselu File

■ **Year at San Diego State:**  
Second Year

■ **Hometown:**  
Honolulu, Hawaii

■ **Family:**  
Wife, Tatiana; Sons, Leighton and Lennox

■ **Alma Mater:**  
California, 2011

■ **Collegiate Playing Experience:**  
California - 2007-10

■ **Coaching Experience:**  
2020-21 .....San Diego State  
Tight Ends  
  
2020 .....Hula Bowl  
Running Backs  
  
2018-20 .....Polynesian Bowl  
Offensive Coordinator (2020)  
Running Backs (2019-20)  
  
2011-19 .....Moanalua High School  
Head Coach (2016-19)  
Assistant Coach (2011-15)

### → At San Diego State

- Savai'i Eselu begins his second season at San Diego State as the Aztecs' tight ends coach.
- Under Eselu's direction, Daniel Bellinger received all-Mountain West honorable mention in 2020. The SDSU junior caught 21 passes for 203 yards, which ranked third and fifth, respectively among conference tight ends. Bellinger excelled over the final three games of the season when he totaled 12 catches for 112 yards, including career highs of five receptions and 53 yards vs. Colorado State in the home finale.
- In 2020, Eselu coached a tight end group that contributed to the Aztecs' third-ranked rushing attack in the Mountain West (199.4), which was good for 32nd nationally.

### → Previous Experience

- Eselu arrived at SDSU after serving a four-year stint from 2016-19 as the head coach at his prep alma mater Moanalua High School in Honolulu, Hawaii.
- During his tenure, Eselu led the Menehunes to a 27-16 record, including an 18-3 mark over his final two seasons.
- Eselu's .628 career winning percentage is tops in school history, while his 27 wins rank second.
- In 2019, Eselu guided Moanalua High to a 10-2 record, including a perfect 6-0 mark in O'ahu Interscholastic Association play.
- Under Eselu's tutelage last season, quarterback RJ Javar threw for 3,260 yards and 29 touchdowns, while Jansen York (84 receptions, 1,235 yards, 10 touchdowns) and Rudy Kealohi (89 rec., 977 yds, 9 TD) combined for 173 catches, 2,212 yards and 19 touchdowns.
- Before his promotion to head coach, Eselu was hired as an assistant at Moanalua High from 2011, working with the offensive line, wide receivers and defensive line over the next four years while serving as passing game coordinator.
- In addition to his prep responsibilities, Eselu coached the running backs at the 2020 Hula Bowl and has assisted at three Polynesian

## Notable Players Coached

→ **Daniel Bellinger, TE (SDSU)**  
2020 Honorable Mention All-MW

Bowls, featuring stints as offensive coordinator (2020) and running backs coach (2018-19).

### → Playing Experience

- Eselu was a member of the California Golden Bears football program from 2007-10. He saw action in one game during his collegiate career vs. Eastern Washington (9-12-09), but did not record a stat.
- As a prep player at Moanalua High, Eselu was rated the No. 4 prospect in the state of Hawaii and the No. 24 tight end in the country by Rivals. He was also ranked as the No. 35 tight end in the nation by Scout.
- In addition, Eselu was named to the all-Far West team by SuperPrep and was a Prepstar all-West Region honoree.
- Eselu twice garnered all-state accolades, including a first-team nod as a senior. He also served as varsity captain for three years and was an all-Oahu White League selection on three occasions.
- Eselu racked up 45 receptions for 1,285 yards over his career and also played defense, totaling 25.0 tackles for loss and 12.0 sacks as a prep.

### → Education

- Received his bachelor's degree in sociology from California in 2011.

### → Personal

- Eselu and his wife, Tatiana, reside in La Mesa with their two sons, Leighton and Lennox.



AZTEC FOOTBALL MEDIA GUIDE

# Mike Goff - Offensive Line



10 BOWL GAME APPEARANCES SINCE 2010 ▶ 21 CONFERENCE CHAMPIONSHIPS

## → At San Diego State

- Mike Goff, a 12-year NFL veteran and 2005 All-Pro, enters his first year as the Aztecs' offensive line coach.
- Goff began his coaching career as a volunteer assistant with the San Diego State football program in 2010 and 2011, working with the offensive line. With Goff on the Aztec staff, the Scarlet and Black played in the 2010 Poinsettia Bowl and the 2011 New Orleans Bowl.
- Individually, Goff assisted in the development of two all-Mountain West performers in Trask Iosefa and Alec Johnson, who earned second-team honors in 2010 and 2011, respectively.

## → Previous Coaching Experience

- Goff returns to the West Coast after serving a two-year stint as offensive line coach at Western Kentucky in 2019 and 2020.
- During Goff's tenure with the Hilltoppers, WKU made two post-season appearances in the 2019 First Responder Bowl and the 2020 Lending Tree Bowl.
- Prior to the bowl season in 2020, Goff's offensive line at WKU was ranked 14th in FBS as a unit by PFF College. The Hilltoppers ultimately finished the season ranked with a No. 2 national pass-blocking grade and a No. 17 run-blocking grade.
- Goff coached three all-Conference USA linemen in 2020, including right guard Jordan Meredith, who received PFF College All-America honorable mention for the second year in a row to go with second-team all-league honors. In addition, right tackle Mason Brooks and left tackle Cole Spencer garnered C-USA honorable mention.
- In Goff's first year on the WKU campus, the Hilltoppers' offensive line was ranked 20th in FBS as a unit by PFF College, highlighted by a No. 1 pass-blocking grade. In addition, WKU surrendered a pressure on just 12.7 percent of its pass-block snaps, which was eighth-lowest in the nation.
- Under Goff's tutelage, the Hilltoppers had three linemen merit all-Conference USA distinction in 2019, including first-team selection Miles Pate, while Jordan Meredith earned honorable mention and Gunner Britton landed on the C-USA all-freshman team. Meredith was also named an honorable mention All-American by PFF College after receiving a 79.3 overall PFF rating (5th among FBS guards), a 89.3 pass-block rating (2nd among FBS guards) and a 79.2 run-block rating (7th among FBS guards).
- Before moving to the Bluegrass State, Goff spent four years as an offensive assistant on the football staff at USC from 2015-18. During that stretch, the Trojans made three bowl appearances, including the 2017 Rose Bowl.
- Working with USC's offensive line, Goff helped tackles Zach Banner and Chad Wheeler earn first-team All-America honors in 2016 to go with first-team all-Pac-12 accolades. Banner, who was a finalist for the Senior CLASS Award that year, was also a fourth-round selection by the Indianapolis Colts in the 2017 NFL Draft. Banner played professionally for the Cleveland Browns and Pittsburgh Steelers, while Wheeler saw action for the New York Giants and Seattle Seahawks.
- Collectively, the Trojans' offensive line was a semifinalist for the Joe Moore Award in 2016. With Goff's assistance that year, USC ranked sixth nationally in sacks allowed per game (0.9) and finished seventh in tackles for loss allowed per game (4.4).
- In 2015, Banner also received first-team all-Pac-12 recognition with the aid of Goff's guidance, while center Max Tuerk was a third-round selection by the Chargers in the 2016 NFL Draft.
- Prior to his arrival at Heritage Hall, Goff coached one season at the prep level as an assistant at Hilltop High School in Chula Vista, California.

## → Playing Experience

- Goff's career in the NFL included runs with the Cincinnati Bengals (1999-2003), San Diego Chargers (2004-08), and Kansas City Chiefs (2009).

## Notable Players Coached

- **Jordan Meredith, OL (Western Kentucky)**  
Two-time PFF College All-America Honorable Mention, 2020 Second-Team All-Conference USA Selection, 2019 All-Conference USA Honorable Mention
- **Mason Brooks, OL (Western Kentucky)**  
2020 All-Conference USA Honorable Mention
- **Cole Spencer, OL (Western Kentucky)**  
2020 All-Conference USA Honorable Mention
- **Miles Pate, OL (Western Kentucky)**  
2019 First-Team All-Conference USA Selection
- **Gunner Britton, OL (Western Kentucky)**  
2019 Conference USA All-Freshman Honoree
- **Zach Banner, OL (USC)**  
2017 Fourth-Round NFL Draft Pick, 2016 CollegeSportsMadness.com First-Team All-American, Two-time First-Team All-Pac-12 Selection, 2016 Senior CLASS Award Finalist
- **Chad Wheeler, OL (USC)**  
2016 Campus Insiders First-Team All-American, 2016 First-Team All-Pac-12 Selection
- **Max Tuerk, OL (USC)**  
2016 Third-Round NFL Draft Pick
- **Trask Iosefa, OL (SDSU)**  
2010 Second-Team All-MW Selection
- **Alec Johnson, OL (SDSU)**  
2011 Second-Team All-MW Selection

## BOWL GAMES AS A COACH (7)

- **Western Kentucky**  
2020 Lending Tree Bowl, 2019 First Responder Bowl
- **USC**  
2017 Cotton Bowl, 2017 Rose Bowl, 2015 Holiday Bowl
- **San Diego State**  
2011 New Orleans Bowl, 2010 Poinsettia Bowl

## BOWL GAMES AS A PLAYER (3)

- **Iowa**  
1997 Sun Bowl, 1996 Alamo Bowl, 1995 Sun Bowl

- Goff started 154 of his 171 career games in the league after he was drafted in the third round of the 1998 NFL Draft following his collegiate career at Iowa.
- As a player at Iowa under legendary Hawkeye head coach Hayden Fry, Goff's teams went to three bowl games, including his final two seasons as a starter.
- Goff appeared 47 games with 24 starts and, as a senior, he started all 12 games at right guard for the nation's eighth-ranked rushing attack.
- Goff received All-America recognition in football as a prep at LaSalle-Peru High School in Peru, Illinois, where he also competed as a wrestler, winning a sectional championship in the heavyweight class.

## → Education

- Graduated in 2012 from Iowa with a bachelor's degree in liberal studies.

## → Personal

- Goff resides in San Diego with his wife, Jessica, and daughter, Harper.
- While living in San Diego after his retirement from the NFL, Goff was a local sports radio and television analyst.
- In 2007, Goff cut his signature long hair and donated it to Locks of Love.



## Goff File

■ **Year at San Diego State:**  
First Year

■ **Hometown:**  
Peru, Ill.

■ **Family:**  
Wife, Jessica; Daughter, Harper

■ **Alma Mater:**  
Iowa, 2012

■ **Collegiate Playing Experience:**  
Iowa - 1994-97

■ **Coaching Experience:**  
2021 .....San Diego State  
Offensive Line

2019-20 .....Western Kentucky  
Offensive Line

2015-18 .....USC  
Graduate Assistant - Offensive Line  
Defensive Analyst (2018)

2014 .....Hilltop High School  
Assistant Coach

2010-11 .....San Diego State  
Volunteer Assistant - Offensive Line

2014 .....Army West Point  
Defensive Quality Control

2012-13 .....Western Michigan  
Graduate Assistant  
Defensive Backs (2012)  
Special Teams (2013)



# Kyle Hoke - Safeties



10 BOWL GAME APPEARANCES SINCE 2010 ▶ 21 CONFERENCE CHAMPIONSHIPS

KYLE HOKE ◀ COACHES



## Kyle Hoke File

■ **Year at San Diego State:**  
Second Year

■ **Hometown:**  
Sugar Land, Texas

■ **Family:**  
Wife, Maddie; Daughter, Rae

■ **Alma Mater:**  
Ball State, 2012

■ **Collegiate Playing Experience:**  
Ball State - 2008-11

■ **Coaching Experience:**

2020-21	San Diego State Safeties
2019	Indiana State Safeties
2018	Texas State Safeties
2017	John Carroll Defensive Coordinator
2015-16	South Carolina Graduate Assistant - Linebackers
2014	Army West Point Defensive Quality Control
2012-13	Western Michigan Graduate Assistant Defensive Backs (2012) Special Teams (2013)

→ **At San Diego State**

■ Kyle Hoke, nephew of Aztec head coach Brady Hoke, begins his second season at San Diego State coaching the Aztec safeties.

■ Hoke comes from a football coaching family as his father, Jon, is currently the secondary coach with the NFL's Atlanta Falcons and has spent time with the Tampa Bay Buccaneers, Chicago Bears and Houston Texans, as well as stints with SEC powers Florida, South Carolina and Missouri, among other Division I programs.

■ During Hoke's first season on The Mesa in 2020, the Aztecs finished third nationally in total defense with a conference-best 283.5 yards allowed per game and led the Mountain West in passing efficiency defense (115.19). In addition, the Scarlet and Black occupied the second spot in the league in both passing yards allowed (185.2) and passes intercepted (8).

■ Individually, Hoke coached two all-Mountain West performers last year, as Tariq Thompson garnered first-team accolades, while Dwayne Johnson Jr. received honorable mention. Thompson led the Aztecs with 41 tackles last season, including 25 solo stops, to go with 1.5 tackles for loss, one interception, three pass breakups, one forced fumble and a fumble recovery. Despite missing a game, Johnson ranked second on the squad with 39 tackles (22 solo) while adding 1.5 tackles for loss, one sack, three pass breakups and a quarterback hurry.

→ **Previous Experience**

■ Prior to his arrival on The Mesa, Hoke coached the safeties at Indiana State in 2019.

■ In Hoke's lone season on the Terre Haute campus, the Sycamores allowed just 22.8 points and 338.3 yards per game.

■ Individually, Hoke tutored ISU defensive back Michael Thomas, who received all-Missouri Valley Football Conference honorable mention after posting 79 tackles, a team-high three forced fumbles, two interceptions and three pass breakups in his first year at safety following a move from wide receiver.

■ Before serving a one-year stint as safeties coach at Texas State, Hoke spent the 2017 campaign as defensive coordinator at Division III power John Carroll University.

■ In his one season with the Blue Streaks, Hoke's defense ranked second in the Ohio Athletic Conference in scoring defense (22.1), while linebacker Mason McKenrick was named a second-team Little All-American by the Associated Press and defensive lineman Connor Bogard received second-team All-North Region accolades.

■ Prior to his move to JCU, Hoke spent two seasons as a graduate assistant at South Carolina, where he helped with the linebackers and was responsible for the running position and defensive breakdowns.

■ In 2014, Hoke was the defensive quality control coach at Army West Point, working mainly with the defensive backs.

■ Hoke entered the collegiate coaching ranks at Western Michigan, where he was a graduate assistant with the defensive backs (2012) and special teams (2013).

■ One of Hoke's pupils at WMU was defensive back Johnnie Simon, who was a third-team All-MAC selection in 2012.

→ **Playing Experience**

■ Hoke played four years at Ball State, including all 14 games as a freshman in 2008 under head coach Brady Hoke. That season, the Cardinals started the year 12-0 and finished 22nd in the final Associated Press Top 25 poll.

→ **Education**

■ Graduated in 2012 from Ball State with a bachelor's degree in sociology.

→ **Personal**

■ Hoke and his wife, Maddie, reside in La Mesa with their daughter, Rae.

## Notable Players Coached

→ **Tariq Thompson, DB (SDSU)**

2020 First-Team All-MW Selection

→ **Dwayne Johnson Jr. DB (SDSU)**

2020 Honorable Mention All-MW

→ **Skai Moore, LB (South Carolina)**

2017 First-Team All-SEC Selection (Coaches), 2017 Second-Team All-SEC Honoree (AP), 2015 Second-Team All-SEC Selection (AP and Coaches)

→ **Michael Thomas, DB (Indiana State)**

2019 Honorable Mention All-Missouri Valley Football Conference, 2019 MVFC Commissioner's Academic Award

→ **Mason McKenrick, LB (John Carroll)**

2017 Second-Team Little All-American (AP), 2017 Second-Team DIII All-American (AFCA), 2016-2017 First-Team All-North Region (D3football.com), 2016-2017 First-Team All-Ohio Athletic Conference, 2016-2017 Gene Slaughter Award Winner (OAC Most Valuable Linebacker), 2016 North Region Defensive Player of the Year

→ **Connor Bogard, DL (John Carroll)**

2019 Second-Team All-American (D3football.com), 2018 Third-Team All-American (D3football.com), 2018-19 First-Team All-North Region Honoree (D3football.com), 2017 Second-Team All-North Region Selection (D3football.com), Three-time First-Team All-Ohio Athletic Conference Honoree

→ **Johnnie Simon, DB (Western Michigan)**

2012 Third-Team All-MAC Selection

**BOWL GAMES AS A COACH (1)**

→ **South Carolina**  
2016 Birmingham Bowl

**BOWL GAMES AS A PLAYER (1)**

→ **Ball State**  
2008 GMAC Bowl



AZTEC FOOTBALL MEDIA GUIDE

# Demetrius Sumler - Cornerbacks



10 BOWL GAME APPEARANCES SINCE 2010 ▶ 21 CONFERENCE CHAMPIONSHIPS

## → At San Diego State

■ Demetrius Sumler is in his sixth year at San Diego State. After spending two seasons as a graduate assistant on the Aztec staff, Sumler was elevated to full-time assistant coach in 2018 and will work with the cornerbacks for the fourth year in a row.

■ With Sumler's assistance last season, SDSU ranked third nationally in total defense, yielding a conference-best 283.5 yards per game while leading the Mountain West in pass efficiency defense (115.2). In addition, the Aztecs occupied the second spot in the league in both pass defense (185.2) and passes intercepted (8).

■ Individually, Sumler coached the dynamic tandem of Darren Hall and Tayler Hawkins, who received all-MW recognition last season. Hall merited first-team accolades, while Hawkins garnered honorable mention.

■ Hall, who earned a spot on the Jim Thorpe Award Watch List in 2020 as the nation's best defensive back, was a fourth-round selection in the 2021 NFL Draft by the Atlanta Falcons. Under Sumler's direction, he registered 38 tackles, including a team-high 31 solo stops, to go with two tackles for loss, three interceptions and six pass breakups.

■ Hawkins, meanwhile, tied Hall for third on the Aztecs with 38 tackles (24 solo), adding one interception and three pass breakups.

■ In 2019, Sumler helped coach an SDSU defense that ranked second nationally in both scoring defense (12.7) and rush defense (75.4), fourth in interceptions (18), fifth in total defense (287.8) and sixth in pass efficiency defense (110.25).

## Notable Players Coached

### → Darren Hall, CB (SDSU)

2021 NFL Fourth-Round Draft Pick, 2020-21 SDSU Male Student-Athlete of the Year, 2020 First-Team All-MW Selection, 2019 Honorable Mention All-MW, 2018 SDSU Co-Outstanding Freshman of the Year Recipient, Two-time MW Defensive Player of the Week (Sept. 24, 2018 and Oct. 8, 2018)

### → Tayler Hawkins CB (SDSU)

2020 Honorable Mention All-MW

### → Luq Barcoo, CB (SDSU)

2019 Second-Team All-American (FWAA, Walter Camp), 2019 Third-Team All-American (AP), 2019 Honorable Mention All-American (Pro Football Focus), 2019 First-Team All-MW, 2019 Jim Thorpe Award Semifinalist, 2019 SDSU Byron H. Chase Memorial Trophy Defensive Player of the Year

### → Rashaad Penny, KR (SDSU), Seattle Seahawks

2018 NFL First-Round Draft Pick (27th overall), 2017 Heisman Trophy Top-5 finish (fifth place), 2017 Walter Camp Player of the Year Finalist, 2017 Maxwell Award Semifinalist, 2017 Doak Walker Award Semifinalist, 2017 Lombardi Award Nominee, 2017 FBS Consensus All-American, 2017 First-Team All-American (Associated Press, FWAA, The Sporting News, Sports Illustrated, ESPN, CBS Sports, USA Today, All-American, Bleacher Report) Three-time MW Special Teams Player of the Year, Three-time First-Team All-MW Kick Returner, 2017 All-Bowl Team (Associated Press, ESPN, Sports Illustrated, Bleacher Report), Two-time MW Special Teams Player of the Week

### → John Baron II, K (SDSU)

2017 First-Team All-MW Honoree, MW Special Teams Player of the Week (Oct 31, 2016)

### → Juwan Washington, RB/KR (SDSU)

2018 Honorable Mention All-MW

### → Quest Truxton, PR (SDSU)

2016 Honorable Mention All-MW Selection

### → Tanner Blain, P (SDSU)

MW Special Teams Player of the Week (Sept. 19, 2016)

## BOWL GAMES AS A COACH (4)

### → San Diego State

2019 New Mexico Bowl, 2018 Frisco Bowl, 2017 Armed Forces Bowl, 2016 Las Vegas Bowl

■ That season, Sumler oversaw the emergence of Luq Barcoo who joined forces with Hall to comprise one of the most prolific cornerback duos in college football. Barcoo recorded nine interceptions to go along with 16 pass breakups, 55 tackles (43 solo) and five tackles for loss. Barcoo's nine interceptions were tied for the most in the country, and were the most in a season by an Aztec in the program's Division I history (since 1969) and the second most overall. Barcoo also led the nation in passes defended per game (1.92) and total passes defended (25), tied for the FBS lead in interceptions per game (0.69) and tied for second in pass breakups (13).

■ For his efforts, Barcoo was a semifinalist for the Paycomm Jim Thorpe Award (best defensive back) and was a second-team All-America selection by the Football Writers Association of America (FWAA), Walter Camp and Phil Steele Magazine, and a third-team honoree by the Associated Press. An all-MW first-team selection, Barcoo was also named the Byron H. Chase Memorial Trophy (outstanding player) for the defense.

■ Hall, meanwhile, came into his own with a fantastic sophomore season in 2019, recording 49 tackles, 3.5 tackles for loss, 1.5 sacks, two forced fumbles, one fumble recovery for a touchdown, one interception and 16 pass breakups. Hall ranked in a tie for fifth in FBS in total passes defended (17) and a tie for sixth in passes defended per game (1.42) en route to being named an honorable-mention all-MW selection.

■ In 2018, Hall was the co-recipient of SDSU Outstanding Freshman, along with running back/kick returner Jordan Byrd. Hall was also named Mountain West Defensive Player of Week on two occasions that season after helping the Aztecs to victories over Eastern Michigan and Boise State. Against EMU, Hall came through with a crucial interception in overtime that led to John Baron's game-winning field goal before making a career-high nine tackles at Boise to go with an interception, sack and forced fumble.

## → Playing Experience

■ Completed his final season of eligibility at Central Washington in 2012, where he helped the Wildcats to their seventh Great Northwest Athletic Conference (GNAC) title in 10 years en route to earning first-team all-conference honors on offense.

■ Tied the program's single-game record with five rushing touchdowns in a homecoming victory over Simon Fraser.

■ A three-year letterwinner at Colorado where he played in 36 games for the Buffaloes from 2007-09, making 14 starts.

■ Over his career at Colorado, rushed 199 times for 714 yards and nine touchdowns, averaging 19.8 rushing yards per game. Also notched 45 receptions for 333 receiving yards to average 7.4 yards per carry.

■ Was the team's Gold Group Commitment Award winner in 2008 and 2009, given by the coaches to the player committed to all-around excellence. Also named the Fred Casotti Award winner as a sophomore as the most improved offensive back during spring practice.

■ A four-year letterwinner at San Diego's Cathedral Catholic High School in football, where he graduated as the No. 48 running back in the nation (and the No. 98 overall prospect in California) according to *Rivals.com*.


■ Completed his prep career as the San Diego area's all-time leading rusher with 5,696 yards, as well as scoring a combined 67 career touchdowns.

## → Education

■ Graduated from Colorado in 2011 with his bachelor's degree in economics.

## → Personal

■ Sumler and his wife, Marissa, live in San Diego with their daughter, Annalisa, and son, Demetrius Jr.



## Sumler File

■ **Year at San Diego State:**  
Fourth Year as Assistant Coach/  
Sixth overall

■ **Hometown:**  
San Diego, Calif.

■ **Family:**  
Wife, Marissa; Children, Annalisa, and  
Demetrius Jr.

■ **Alma Mater:**  
Colorado, 2011

■ **Collegiate Playing Experience:**  
Central Washington - 2012  
Colorado - 2007-09

■ **Coaching Experience:**  
2016-21 ..... San Diego State  
Cornerbacks (2018-20)  
Graduate Assistant -  
Defense/Special Teams (2017)  
Offense (2016)



# Jordan Thomas - Defensive Line



10 BOWL GAME APPEARANCES SINCE 2010 ▶ 21 CONFERENCE CHAMPIONSHIPS

JORDAN THOMAS ◀ COACHES



## Thomas File

■ **Year at San Diego State:**  
Second Year as Assistant Coach/  
Fourth overall

■ **Hometown:**  
Redlands, Calif.

■ **Alma Mater:**  
San Diego State, 2014

■ **Collegiate Playing Experience:**  
San Diego State - 2010-13

■ **Coaching Experience:**  
2018-20 .....San Diego State  
Defensive Line (2020)  
Graduate Assistant -  
Defensive Line (2019)  
Linebackers (2018)

2017 .....Texas A&M-Kingsville  
Graduate Assistant -  
Linebackers

### → At San Diego State

■ Former San Diego State defensive lineman Jordan Thomas enters his second season as the Aztecs' defensive line coach after two-year stint as a graduate assistant with the program.

■ In his first season as a full-time assistant in 2020, Thomas molded a stingy unit that helped the Scarlet and Black rank among the national leaders in total defense (3rd, 283.5) and rushing defense (7th, 98.2), both of which were tops in the Mountain West. In addition, SDSU found themselves among the FBS elite in team tackles for a loss (8th, 8.1) and scoring defense (11th, 17.8), ranking second in the conference in both categories.

■ Individually, Coach Thomas played a key role in helping three of his student-athletes earn all-MW honors last season, including first-team selection Cameron Thomas, while Keshawn Banks and Jonah Tavai received honorable mention.

■ Under Coach Thomas' tutelage, Cameron Thomas became just the second Aztec defensive lineman in program history to earn first-team all-MW honors multiple times after recording 35 tackles (21 solo), 9.5 tackles for loss, which was tied for fifth in the league, along with four sacks, one pass breakup and 14 quarterback hurries.

■ Banks earned all-league honors for the second straight season after posting 14 tackles (9 solo), five tackles for loss, one forced fumble, one fumble recovery and six quarterback hurries.

■ Meanwhile, Tavai thrived under Thomas' coaching, receiving all-MW distinction for the first time his career after enjoying a breakout season with 27 tackles (17 solo), six tackles for loss, 4.5 sacks, one forced fumble and five QB hurries.

■ Thomas gained valuable experience as a graduate assistant for two seasons on the SDSU coaching staff, assisting with the linebackers in 2018 before shifting responsibilities to the defensive line in time for the 2019 campaign.

■ Working alongside Brady Hoke, who was the Aztecs' defensive line coach in 2019, Thomas helped an SDSU defense rank second in FBS play in both scoring (12.7) and rushing (75.4), fifth in total (287.8) and sixth in pass efficiency (110.3).



## Notable Players Coached

### → Cameron Thomas, DT (SDSU)

Two-time First-Team All-MW Selection (2019-20), 2019 Second-Team Freshman All-American (The Athletic), 2019 SDSU Defensive Lineman of the Year, 2019 SDSU Co-Outstanding Freshman Award

### → Keshawn Banks, DE (SDSU)

2020 Honorable Mention All-MW, 2019 Second-Team All-MW Selection

### → Jonah Tavai, DT (SDSU)

2020 Honorable Mention All-MW

### → Kyahva Tezino, LB (SDSU)

2019 Honorable Mention All-American (Phil Steele, Pro Football Focus), Two-time First-Team All-MW Selection, Two-time SDSU John Simcox Memorial Trophy Most Valuable Player (2018-19)

### → Myles Cheatum, DE (SDSU)

2019 First-Team All-MW Selection

### BOWL GAMES AS A COACH (2)

#### → San Diego State

2019 New Mexico Bowl, 2018 Frisco Bowl

■ Individually, Thomas assisted in the development of three all-Mountain West honorees. Myles Cheatum and Cameron Thomas gave the Aztecs two first-team all-conference defensive linemen for the first time since 1974, while Keshawn Banks was a second-team selection.

■ In 2018, Thomas assisted with the SDSU linebackers on a team that ranked seventh nationally in rushing defense (103.8), 21st in total defense (334.6) and 32nd in scoring defense (22.2).

### → Previous Coaching Experience

■ Before returning to The Mesa, Thomas briefly joined the coaching staff at Lamar University in Beaumont, Texas, following the 2019 campaign.

■ After his collegiate playing career, Thomas spent one season as an assistant coach at nearby Mission Hills High School in 2016, tutoring the tight ends and defensive linemen.

■ Thomas then moved to Texas A&M-Kingsville as a graduate assistant, where he aided the linebackers in 2017.

### → Playing Experience

■ Was a four-year letterwinner at SDSU, playing in all 52 games after arriving as a true freshman in 2010.

■ Started all 26 games in his final two seasons on The Mesa.

■ One of the first three Aztecs to play in four consecutive bowl games (Bryce Quigley, Rene Siluano) without utilizing a redshirt season.

■ Recorded 61 tackles (39 solos) during his career, including 14 tackles for loss.

■ Named SDSU's Defensive Lineman of the Year in 2013 after setting a career high with 21 tackles during his senior campaign.

■ Earned four varsity letters at Redlands High School, where he was an all-CIF pick and all-county selection as a senior.

■ Twice received all-conference honors and was a three-star recruit, according to *Rivals.com*.

■ Was named Redlands High's most valuable defensive lineman on three occasions.

■ Also competed in baseball and track and field as a prep.

### → Education

■ Graduated from San Diego State in 2014 with a degree in criminal justice.

AZTEC FOOTBALL MEDIA GUIDE

# Gary Bernardi - Offensive Analyst



10 BOWL GAME APPEARANCES SINCE 2010 ▶ 21 CONFERENCE CHAMPIONSHIPS

→ **At San Diego State**

■ Gary Bernardi begins his third year at San Diego State, where he will continue working as an offensive analyst on head coach Brady Hoke's staff.

→ **Previous Collegiate Coaching Experience**

■ A veteran of 38 seasons in the Division I-A/FBS ranks, Bernardi has coached in 441 games at college football's top level, including 14 bowl games.

■ Has coached numerous All-Americans during his career, while over 20 of his players have gone on to play professionally, including Hall of Famer Jonathan Ogden, as well as Tony Boselli, a member of the 1990s NFL All-Decade Team.

■ Prior to his arrival on The Mesa, Bernardi spent six years as an assistant coach at Colorado, where he tutored the Buffaloes' tight ends and H-backs for the last three seasons after sliding over from the offensive line.

## Notable Players Coached

→ **Ken Margerum, WR (Stanford, Chicago Bears)**

Two-time Consensus All-American, Three-time All-Pac-10 Honoree, 1981 Third-Round NFL Draft Pick, Super Bowl XX Champion

→ **Dave Cadigan, OT (USC)**

1987 Consensus All-American, 1987 First-Team All-Pac-10 Selection, 1988 First-Round NFL Draft Pick (Eighth Overall)

→ **Mark Tucker, G (USC)**

1989 First-Team All-American, Two-Time First-Team All-Pac-10 Selection, 1991 Seventh-Round NFL Draft Pick

→ **Scott Galbraith, TE (USC)**

Two-Time First-Team All-Pac-10 Selection, 1988 Third-Team All-American, 1990 Seventh-Round NFL Draft Pick, Super Bowl XXVIII Champion with the Dallas Cowboys

→ **Pat Harlow, OT (USC)**

1990 First-Team All-Pac-10 Selection, 1990 Morris Trophy Winner, 1991 First-Round NFL Draft Pick (11th Overall)

→ **Tony Boselli, OT (USC)**

Three-time First-Team All-Pro Selection, Five-Time NFL Pro Bowl Pick, NFL 1990s All-Decade Team, 1998 NFL Alumni Offensive Lineman of the Year, Three-Time First-Team All-American, Three-time First-Team All-Pac-10 Honoree, 1994 Morris Trophy Winner

→ **Jonathan Ogden, OT (UCLA)**

2013 Pro Football Hall of Fame Inductee, Nine-time All-Pro Selection (4x First-Team, 5x Second-Team), 11-time NFL Pro Bowl Choice, Super Bowl XXXV Champion, 2012 College Football Hall of Fame Enshrinee, 1995 Outland Trophy Winner, 1995 Jim Parker Award Recipient, 1995 Morris Trophy Honoree, 1995 Unanimous All-American, Two-time First-Team All-Pac-10 Selection, 1996 NCAA Shot Put Champion

→ **Mike Flanagan, C (UCLA)**

Two-time First-Team All-Pac-10 Honoree, 1995 Third-Team All-American, 1996 Third-Round NFL Draft Pick, 2003 NFL Pro Bowl Selection for Green Bay Packers

→ **Kris Farris, OT (UCLA)**

1998 Consensus All-American, 1998 Outland Trophy, 1999 Third-Round NFL Draft Pick

**BOWL GAMES AS A COACH (14)**

→ **Colorado**

2016 Alamo Bowl

→ **San José State**

2012 Military Bowl

→ **UCLA**

2003 Silicon Valley Classic, 2002 Las Vegas Bowl, 2000 Sun Bowl, 1999 Rose Bowl, 1998 Cotton Bowl, 1995 Aloha Bowl

→ **USC**

1992 Freedom Bowl, 1990 Sun Bowl, 1989 Rose Bowl, 1988 Rose Bowl

→ **Arizona**

1986 Aloha Bowl, 1985 Sun Bowl

■ In his first two years on the Boulder campus, Colorado's offensive line improved over the course of both seasons, as his five gameday linemen were credited with allowing only 11 quarterback sacks in 545 passing plays during the 2014 campaign (one in every 49.5 plays) after yielding 28 sacks in 999 passing plays the previous year (one in every 36 plays).

■ In 2014, the Buffaloes' running backs averaged over four yards per carry (4.11) for the first time since 2006.

■ One of the veteran offensive line coaches in the nation, with the exception of just three seasons in his career, Bernardi filled that role at San José State for three years (2010-12), helping the Spartans to a victory in the 2012 Military Bowl during his final campaign.

■ Served as offensive line coach and recruiting coordinator at Northern Arizona for the 2004 campaign, his lone season in the FCS ranks, before moving to UNLV for the next five years (2005-09) as the Rebels' offensive line/tight ends coach and recruiting coordinator.

■ Coached for 10 seasons at UCLA (1994-2003), where he worked with Rocky Long and Ron Caragher. Long was the Bruins' defensive coordinator in 1996 and 1997, while Caragher was a UCLA graduate assistant in 1994-95 before becoming a full-time assistant coach for the next seven years.

■ Broke into the collegiate ranks at Arizona in 1980 under Larry Smith, who hired him to coach the Wildcats' offensive tackles and tight ends. Worked in that capacity on the Tucson campus for the next seven seasons, save for a one-year run as Arizona's wide receivers coach in 1985.

■ Moved to Los Angeles ahead of the 1987 campaign when Smith was hired as head coach at USC. Over the next six seasons (1987-92), Bernardi coached the Trojan tackles and tight ends in addition to handling special teams coordinator duties.

■ Served as head coach at John Burroughs High School in Burbank, Calif., in 1993 between stints at USC and UCLA.

■ Began his coaching career before his 19th birthday in 1973 as an assistant at Bell-Jeff High School in Burbank, Calif. Spent two years there before assisting at his alma mater Monroe High in North Hills, Calif., for one season in 1975. Also served a four-year stint at Fountain Valley High in Orange County from 1976-79, where he mentored future Stanford All-American wide receiver Ken Margerum, who went on to a pro career with the NFL's Chicago Bears.

→ **Education**


■ Earned his bachelor's degree in physical education from Cal State Northridge in 1976, and received his teaching credential from Southern California College (now Vanguard University).

→ **Personal**

■ Bernardi and his wife, Leigh, are parents of three grown children, daughters, Marina and Briana, and son, Joe, who is currently the offensive line coach at San José State.

■ His brother, Rob, was the long-time athletic director at Nicholls State University from 2001-16 and now works as a deputy athletic director at Louisiana-Monroe.

■ Bernardi has been active in community service outside of coaching. He was a member of the ALS (Lou Gehrig's disease) Association Los Angeles chapter when he was coaching at UCLA, assisting in its fundraising efforts. On two occasions, he represented the ALS Association in Washington, D.C., meeting with United States senators and congressmen.



## Bernardi File

■ **Year at San Diego State:**  
Third Year

■ **Hometown:**  
Los Angeles, Calif.

■ **Family:**  
Wife, Leigh; Children, Marina, Briana and Joe

■ **Alma Mater:**  
Cal State Northridge, 1976

■ **Collegiate Coaching Experience:**  
2019-21 ..... San Diego State  
Offensive Analyst

2013-18 ..... Colorado  
Offensive Line (2013-15)  
Tight Ends/H-Backs (2016-18)

2010-12 ..... San José State  
Offensive Line

2005-09 ..... UNLV  
Offensive Line/Tight Ends/  
Recruiting Coordinator

2004 ..... Northern Arizona  
Offensive Line/  
Recruiting Coordinator

1994-2003 ..... UCLA  
Offensive Line/Tight Ends/  
Recruiting Coordinator

1987-92 ..... USC  
Offensive Tackles/Tight Ends/  
Special Teams Coordinator

1980-86 ..... Arizona  
Offensive Tackles/Tight Ends (1980-84)  
Wide Receivers (1985)  
Offensive Tackles/Tight Ends (1986)



# Kevin Wolthausen - Defensive Analyst

10 BOWL GAME APPEARANCES SINCE 2010 ▶ 21 CONFERENCE CHAMPIONSHIPS



## Wolthausen File

■ **Year at San Diego State:**  
Second Year

■ **Hometown:**  
Santa Barbara, Calif.

■ **Family:**  
Wife, Michel; Children, Noah and Quinn

■ **Alma Mater:**  
Humboldt State, 1981

■ **Collegiate Playing Experience:**  
Humboldt State, 1978-79

■ **Coaching Experience:**  
2020 ..... San Diego State  
Defensive Analyst

2017-19 ..... Purdue  
Defensive Line (2018-19)  
Special Teams Coordinator (2019)  
Quality Control (2017)

2014-16 ..... Connecticut  
Recruiting Coordinator  
Special Teams Coordinator/LBs (2016)  
Defensive Line (2014-15)

2013 ..... Florida International  
Special Teams Coordinator

2012 ..... Purdue  
Defensive Line

2009-11 ..... Las Vegas Locomotives (UFL)  
Defensive Line

2007 ..... Atlanta Falcons (NFL)  
Defensive Line

2003-06 ..... Louisville  
Co-Defensive Coordinator/DL (2006)  
Defensive Line (2004-05)  
Linebackers (2003)

2002 ..... Eastern Michigan  
Outside Linebackers

2002 ..... Arizona Rattlers (AFL)  
Fullbacks/Linebackers

1995-2000 ..... Arizona State  
Defensive Line

1993-94 ..... Oklahoma  
Defensive Line

1987-92 ..... USC  
Defensive Line

1983-86 ..... Arizona  
Defensive Line (1986)  
Outside Linebackers (1985)  
Graduate Assistant (1983-84)

1981-82 ..... Humboldt State  
Defensive Assistant

1980 ..... Cal State Northridge  
Student Assistant

### → At San Diego State

■ Kevin Wolthausen begins his second year at San Diego State, where he will work as a defensive analyst on head coach Brady Hoke's staff.

### → Previous Experience

■ Wolthausen brings a wealth of experience to The Mesa, coaching over 35 seasons at the Division I level, highlighted by 19 bowl game appearances.

■ Prior to his arrival in "America's Finest City", Wolthausen spent three years at Purdue, serving the last two seasons as defensive line coach and special teams coordinator. He began his second stint with the Boilermakers as a quality control coach in 2017.

## Notable Players Coached

### → George Karlaftis, DE (Purdue)

2019 First-Team Freshman All-American (AP), 2019 Second-Team All-Big Ten Selection (Media)

### → Rondale Moore, KR/WR (Purdue)

2018 Consensus All-American, 2018 First-Team Freshman All-American (AP), 2018 Big Ten Freshman of the Year, 2018 Big Ten Wide Receiver of the Year, 2018 Paul Hornung Award Winner

### → Kawann Short, DT (Purdue) Carolina Panthers

2015 Second-Team All-Pro Selection, Two-Time NFL Pro Bowl Pick, 2013 PFWAA All-Rookie Team, 2012 Second-Team All-American (AP), Two-time First-Team All-Big Ten Selection

### → Elvis Dumervil, DL (Louisville)

12-year NFL Veteran, Two-time First-Team All-Pro Selection, Five-time NFL Pro Bowl Pick, 2009 NFL Sacks Leader, 2005 Consensus All-American, 2005 Big East Defensive Player of the Year, 2005 Ted Hendricks Award Winner, 2005 Bronko Nagurski Award Recipient

### → Terrell Suggs, DE (Arizona State)

17-year NFL Veteran, Two-time Super Bowl Champion, 2011 First-Team All-Pro Selection, 2008 Second-Team All-Pro Honoree, Seven-time NFL Pro Bowl Selection, 2011 NFL Defensive Player of the Year, 2003 NFL Defensive Rookie of the Year, Three-time First-Team All-Pac-10 Selection, 2000 Pac-10 Freshman of the Year

### → Derrick Rodgers, DE (Arizona State)

Eight-year NFL Veteran, 1997 Third-Round NFL Draft Pick, 1996 First-Team All-American (AP, FWAA), 1996 First-Team All-Pac-10 Honoree.

### → Cedric Jones, DE (Oklahoma)

Five-year NFL Veteran, 1996 NFL First-Round Draft Pick, Super Bowl XXXV Participant, 1995 Consensus All-American, Two-Time First-Team All-Big Eight Selection (1994-95)

### → Tim Ryan, DT (USC)

1990 Third-Round NFL Draft Pick, 1989 Consensus First-Team All-American, 1988 First-Team All-American (FWAA), 1988 Honorable Mention All-American (UPI), Two-Time First-Team All-Pac-10 Selection (1988-89), 1989 Pop Warner Award Winner

### → Byron Evans, LB (Arizona)

Eight-year NFL Veteran, 1987 Fourth-Round NFL Draft Pick, 1986 Pac-10 Defensive Player of the Year, Two-time First-Team All-Pac-10 Selection (1985-86)

## BOWL GAMES AS A COACH (19)

### → Connecticut

2015 St. Petersburg Bowl

### → Purdue

2012 Heart of Dallas Bowl

### → Louisville

2006 Orange Bowl, 2005 Gator Bowl, 2004 Liberty Bowl, 2003 GMAC Bowl

### → Arizona State

2000 Aloha Bowl, 1999 Aloha Bowl, 1997 Sun Bowl, 1996 Rose Bowl

### → Oklahoma

1994 Copper Bowl, 1993 John Hancock Bowl

### → USC

1992 Freedom Bowl, 1990 John Hancock Bowl, 1989 Rose Bowl, 1988 Rose Bowl, 1987 Rose Bowl

### → Arizona

1986 Aloha Bowl, 1985 Sun Bowl

■ Wolthausen coached three All-Big Ten performers during the 2019 campaign, including defensive end George Karlaftis, who garnered first-team Freshman All-American accolades from the Associated Press to go with second-team all-conference honors, while defensive tackle Derrick Barnes and placekicker J.D. Dellinger received honorable mention from the league.

■ Wolthausen, who previously was the defensive line coach at Purdue in 2012, returned to the Boilermakers after spending three years at Connecticut from 2014-16. He served as the Huskies' special teams coordinator and linebackers coach in 2016 following two years as defensive line coach and recruiting coordinator. With Wolthausen on staff, UConn played in the 2015 St. Petersburg Bowl.

■ Before moving to the Nutmeg State, Wolthausen worked for one season as special teams coordinator at Florida International.

■ In his first stint at Purdue in 2012, Wolthausen helped guide the Boilermakers to an appearance in the Heart of Dallas Bowl. Individually, defensive tackle Kawann Short thrived under his tutelage amassing 15.5 tackles for loss, including seven sacks, en route to earning second-team All-American honors. Short was selected by the Carolina Panthers in the second round of the 2013 NFL Draft.

■ Wolthausen first joined the Purdue staff after coaching the defensive line with the Las Vegas Locomotives of the United Football League. The Locomotives won UFL championships in 2009 and 2010 and lost in the title game in 2011.

■ Prior to spending the 2007 season with the NFL's Atlanta Falcons, Wolthausen coached four years at Louisville from 2003-06. Starting with the Cardinals as the linebacker coach, he moved to defensive line and became co-defensive coordinator in 2006.

■ During Wolthausen's tenure at Louisville, the Cardinals played in four bowl games and won a pair of conference championships in 2004 (C-USA) and 2006 (Big East).

■ Under Wolthausen's guidance, defensive end Elvis Dumervil earned consensus All-American honors in 2005, collecting Big East Defensive Player of the Year plaudits that season while taking home both the Bronko Nagurski and Ted Hendricks Awards.

■ Before relocating to the Bluegrass State, Wolthausen coached the Arena Football League with the Arizona Rattlers in 2002, working with the fullbacks and linebackers.

■ Wolthausen launched his coaching career in 1980 as student assistant at Cal State Northridge before returning to his alma mater, Humboldt State, as a part-time defensive assistant for two seasons from 1981-82.

■ Wolthausen was hired as a graduate assistant at Arizona for the 1983 and 1984 seasons before becoming full-time with the Wildcats as outside linebackers coach in 1985 and defensive line coach in 1986.

■ In 1987, Wolthausen followed head coach Larry Smith from Arizona to USC, where he helped guide the Trojans to three Rose Bowl appearances in six seasons (1987-92).

■ After two seasons as defensive line coach at Oklahoma in 1993 and 1994, Wolthausen served in the same capacity at Arizona State from 1995-2000. The 1996 Sun Devils came up just shy of winning at least a share of the school's first national title after falling to Ohio State 20-17 in the final seconds of the 1997 Rose Bowl. ASU finished the year ranked fourth nationally with an 11-1 record.

### → Collegiate Playing Experience

■ Played linebacker at Humboldt State, earning all-conference honors in 1979.

### → Education

■ Earned his bachelor's degree in physical education from Humboldt State in 1981.

### → Personal

■ Wolthausen and his wife, Michel, are parents of two grown children, daughter, Quinn, and son, Noah.



## Adam Hall

**Assistant Athletic Director - Strength and Conditioning**  
**12th Year at San Diego State**  
**San Diego State '04**



### → At San Diego State

- Former Aztec quarterback Adam Hall is in his 12th season in the strength and conditioning program at San Diego State and will begin his 10th overseeing the football program.
- He was promoted to assistant athletic director for strength and conditioning in March 2015 after serving as interim director of strength and conditioning during the 2014 football campaign.
- Worked at SDSU as the assistant strength and conditioning coach from January 2009 until May 2010 during thead coach Brady Hoke's first stint with the Aztecs. Hall assisted then-strength and conditioning coach Aaron Wellman with all workouts.

### → Previous Experience

- Prior to returning to The Mesa, he spent two years at Texas where he was the Longhorns' offensive graduate assistant in 2010 and the program's recruiting coordinator in 2011.
- Texas compiled an 8-5 mark in 2011, capped by a victory over California at the Holiday Bowl in San Diego.

### → Playing Experience

- Started his collegiate playing career at Texas in 1999, before transferring to San Diego State after his freshman campaign.
- As an Aztec, needed just three seasons to become a 5,000-yard passer, one of only nine players to accomplish that feat at SDSU. Playing through injuries, he still managed to record 423 completions, 5,173 passing yards and 24 touchdowns.
- Produced two of the best individual passing games in school history, throwing for 516 yards against Arizona State on Sept. 14, 2002, and 506 yards at Idaho on Sept. 21, 2002. His 60 attempts against the Sun Devils were a school-record until Adam Dingwell threw 63 times in the 2013 opener vs. Eastern Illinois. In addition, he led the Mountain West in passing efficiency his junior season.
- In the school's career record book, ranks eighth in completions and ninth in attempts and passing yards.
- Nominated for the 2003 Davy O'Brien Award and was an honorable mention all-league selection as a junior. He also served as one the team's captains his final campaign.
- Prepped at Westlake High School in Austin, Texas, where he was a decorated athlete, earning first-team 5A all-state honors by the *Associated Press* and second-team accolades by the Texas Sportswriters Association.

### → Education

- Earned his bachelor's degree from San Diego State in 2004 in public administration.
- CSCCA and USAW certified.

### → Personal

- Hall and his wife, Tracy, have two children, daughter, Kenley, and son, Hayes.

### Hall File

■ **Year at San Diego State:**  
12th Year

■ **Hometown:**  
Austin, Texas

■ **Family:**  
Wife, Tracy; Children, Kenley and Hayes

■ **Alma Mater:**  
San Diego State, 2004

■ **Collegiate Playing Experience:**  
2000-03  
San Diego State

1999  
Texas

■ **Coaching Experience:**  
2015-21  
San Diego State  
*Assistant A.D. - Strength and Conditioning*

2012-15  
San Diego State  
*Football Strength & Conditioning Coach*


2011  
Texas  
*Recruiting Coordinator*

2010  
Texas  
*Graduate Asst. - Offense*

2009-10  
San Diego State  
*Assistant Strength & Conditioning Coach*

## Derrick Baker

**Assistant Strength & Conditioning Coach**  
**Sixth Year at San Diego State**  
**San Diego State '14**



### → At San Diego State

- San Diego State graduate Derrick Baker is in his sixth season as an assistant strength and conditioning coach with the Aztecs.
- He serves as the strength and conditioning coach for track and field, cross country and men's golf while assisting with football.
- Upon graduating with his bachelor's degree in 2014, Baker served as an intern with the Aztecs' strength and conditioning program from January 2013 until December 2014.

■ While working toward his bachelor's degree, he was the head student manager with San Diego State football from 2012-14, conducting daily football operations, assisting with defensive line positions, coordinating practices and games, and issuing and maintaining athletic gear and equipment.

### → Previous Experience

- After serving nearly two years as an intern with San Diego State's strength and conditioning staff, he was an intern from January 2015 to July 2015 with California's strength and conditioning program, assisting with football, men's rowing and men's gymnastics.

### → Education

- Earned his bachelor's degree from San Diego State in 2014 in kinesiology.
- NSCA and USAW certified.

## Orin Catrett

**Assistant Strength & Conditioning Coach**  
**12th Year at San Diego State**  
**San Diego State '09, '13**



### → At San Diego State

- Two-time San Diego State graduate Orin Catrett is in his 12th year at SDSU and is in his fifth season working with the Aztec football team.
- In addition to his duties with SDSU football, he is the head strength and conditioning coach for Aztec women's tennis, as well as the club rugby team.
- After earning his bachelor's degree from SDSU, he served as a graduate assistant with the Aztecs' strength and conditioning department from January 2009 to January 2011.
- Upon earning his M.A. in kinesiology, he served as a strength and conditioning assistant at San Diego State, working primarily with men's and women's tennis, rowing, club rugby, baseball and softball.

### → Playing Experience

- Played football at Arkansas State for the 2005 and 2006 seasons.
- Prepped at Live Oak High School in Morgan Hill, Calif., where he earned all-conference honors as a senior.

### → Education

- Earned his bachelor's degree in kinesiology with a concentration in exercise science from San Diego State in 2009 and his master's degree in the same subject from SDSU in 2013.
- CSCS and USAW certified.





## Tahj Capehart

**Recruiting Coordinator**  
**First Year at San Diego State**  
**Maryland '21**



- **At San Diego State**
  - Tahj Capehart, a four-year competitor at the University of Maryland, has joined the San Diego State football staff as a recruiting coordinator.
- **Collegiate Playing Experience**
  - Played wide receiver, defensive back and special teams at Maryland from 2017-20.
  - Appeared in seven games as a freshman in 2017, playing primarily on special teams. Made his first collegiate reception for six yards against No. 10 Penn State (11-25-19).
  - Did not see game action in 2018 after suffering an injury during the preseason.
  - Switched to defensive back in 2019, playing in 11 of 12 games, including special teams duty. Recorded 13 tackles (9 solo) on the season. Notched four tackles and his first career sack in defensive debut vs. Howard (8-31-19). Also made three tackles at No. 1 Ohio State (11-9-19).
  - Was rated a four-star recruit out of high school by Rivals, Scout.com and ESPN.
- **Other Experience**
  - Served as Maryland's high school camp coordinator for four years during the offseason.
  - Also spent time as a head coach at Ocean Lakes High School's summer kids camp in Virginia Beach, Va.
- **Education**
  - Received his bachelor's degree in sociology from Maryland in 2021.

### Capehart File

- **Year at San Diego State:**  
First Year
- **Hometown:**  
Virginia Beach, Va.
- **Alma Mater:**  
Maryland, 2021
- **Collegiate Playing Experience:**  
2017-20  
Maryland

## Nik Embernate

**Recruiting Coordinator**  
**Second Year at San Diego State**  
**San Diego State '12**



- **At San Diego State**
  - Former Aztec offensive lineman Nik Embernate begins his second season as a recruiting coordinator on the San Diego State football staff.
- **Previous Coaching Experience**
  - Prior to his return to The Mesa, Embernate was the offensive line coach at Oberlin (Ohio) College during the 2019 campaign.
  - Under Embernate's guidance, offensive lineman Chandler Laird continued his stellar play for the Yeomen that season, earning All-North Coast Athletic Conference honorable mention for the second year in a row.
  - Before relocating to Ohio, Embernate was in charge of quality control for the offense at the University of San Diego in 2018 and worked as a coaching staff intern for the offensive line.
  - During his stint with the Toreros, Embernate was heavily involved in game preparation, supplying pass-rush move breakdowns and game plan scouting reports to the offensive line.
- **Collegiate Playing Experience**
  - After sitting out as a redshirt during his freshman season, Embernate won four letters at San Diego State from 2009-12, starting all 46 games he appeared in at right guard.
  - As a senior, Embernate garnered first-team all-Mountain West accolades after helping the Aztecs capture a share of the conference championship in 2012.
  - With Embernate anchoring the offensive line, SDSU rushed for a then school-record 2,869 yards that season, which ranked 20th in the nation.
- **Professional Playing Experience**
  - Spent various times on the practice roster of the Pittsburgh Steelers from 2013-15 as well as the Toronto Argonauts of the CFL in 2015.
  - Played one season with the LA Kiss in the Arena Football League in 2016.
- **Education**
  - Received his bachelor's degree in social science from SDSU in 2012.
- **Personal**
  - Embernate is single and resides in San Diego.


### Embernate File

- **Year at San Diego State:**  
Second Year
- **Hometown:**  
Yucaipa, Calif.
- **Alma Mater:**  
San Diego State, 2012
- **Collegiate Playing Experience:**  
2009-12  
San Diego State
- **Professional Playing Experience:**  
2013-15  
Pittsburgh Steelers  
*Practice Squad*
- 2015  
Toronto Argonauts (CFL)  
*Practice Squad*
- 2016  
LA Kiss (AFL)
- **Coaching Experience:**  
2019  
Oberlin College  
*Offensive Line*
- 2018-19  
San Diego  
*Interim Tight Ends*  
*Quality Control - Offense*  
*Offensive Line Intern*



## Anthony Zampese

Recruiting Coordinator  
Second Year at San Diego State  
San Diego '20



### → At San Diego State

■ Anthony Zampese brings a strong football pedigree in his second season on the Aztec staff as a recruiting coordinator.

■ His father Ken Zampese is the current quarterbacks coach with the NFL's Washington franchise after serving a variety of offensive coaching roles with the Cleveland Browns (2018), Cincinnati Bengals (2003-17), St. Louis Rams (2000-02), Green Bay Packers (1999) and Philadelphia Eagles (1998).

■ In addition, his grandfather Ernie Zampese, an SDSU alumnus, was a long-time NFL offensive guru, highlighted by stints with the San Diego Chargers (1976, 1979-86), Los Angeles Rams (1987-93) and Dallas Cowboys (1994-97).

### → Previous Experience

■ Prior to his current position, Anthony Zampese spent the last four years as a student assistant at his alma mater, the University of San Diego.

■ As a member of the Toreros' staff, Zampese assisted with the running backs, special teams and recruiting while serving a short stint as the program's video coordinator.

■ Among his responsibilities with his position coaches, Zampese charted running back grades during practice, assisted with run diagrams and helped with scouting reports on opponents' special teams.

■ In addition, Zampese supported USD's recruiting efforts, communicating with prospects in the southeastern United States as well as evaluating videos of potential signees.

■ Prior to his move to San Diego, Zampese spent two seasons as a staff assistant with the Cincinnati Bengals.

### → Education

■ Zampese received his bachelor's degree in business administration from the University of San Diego in 2020, adding a minor in psychology. While at USD, he served for two years as chapter president of the Sigma Pi fraternity on campus.

## Matt Razzano

Football Recruiting Analyst  
Fourth Year at San Diego State  
San Diego State '18



Matt Razzano begins his fifth season with the San Diego State football program and second overseeing the Aztecs' recruiting efforts.

Under Razzano's direction, SDSU's 2021 recruiting class was ranked No. 1 in the Mountain West, according to 247Sports.

Born in Fremont, California, Razzano prepped at Roseville (Calif.) High School, where he lettered in both football and baseball. On the gridiron, he twice garnered all-Sierra Foothill League accolades as a running back, meriting first-team honors during his senior campaign in 2013.

Razzano's father, David, works for the NFL's Las Vegas Raiders as director of football research after serving as a scout for several teams, including the San Francisco 49ers, St. Louis Rams, Arizona Cardinals and Indianapolis Colts.

Razzano earned his bachelor's degree in finance from San Diego State in May 2018.

### Zampese File

■ **Year at San Diego State:**  
Second Year

■ **Hometown:**  
Cincinnati, Ohio

■ **Alma Mater:**  
San Diego, 2020

■ **Previous Experience:**  
2016-20  
San Diego  
*Student Assistant*


2014-16  
Cincinnati Bengals  
*Staff Assistant*





## Daniel Bleske

Graduate Assistant - Quarterbacks/Wide Receivers  
First Year at San Diego State  
Minnesota '17



### → At San Diego State

■ Daniel Bleske joins the Aztec football staff as a graduate assistant this season and will work with the quarterbacks and wide receivers.

### → Previous Coaching Experience

■ Prior to his arrival in "America's Finest City", Bleske spent one season a graduate assistant and wide receivers coach at Rose-Hulman Institute of Technology in Terre Haute, Indiana.

■ Served as the Engineers' offensive coordinator for their 2020 fall intrasquad scrimmage before their schedule was moved to the spring of 2021 due to the COVID-19 pandemic.

■ Spent two seasons as an offensive analyst at Michigan in 2018 and 2019.

■ In addition to his gameday responsibilities with the Wolverines, Bleske helped with the creation of weekly base alignments, stunts and personnel presentation for opponents and ran the scout team secondary.

■ Bleske played a key role in recruiting offensive linemen to the Ann Arbor campus as well, watching film and planning visits. He was also responsible for individual coaching of new freshmen on scheme, terminology and techniques, among his other duties.

■ Before his move to Michigan, Bleske spent two years with the football program at Minnesota while pursuing his undergraduate degree. He began working with the Gopher staff as a special teams/offensive assistant in 2016 before helping with the team's running backs, wide receivers and tight ends as an offensive intern the following season.

■ During his first year, Minnesota finished with a 9-4 record, capped by a 17-12 victory over Washington State in the Holiday Bowl in San Diego.

### → Education

■ Received his undergraduate degree in economics from Minnesota in 2017. Also minored in management and earned his accounting certificate.

■ Is pursuing a master's degree in sport management from Indiana State and is expecting to graduate in the spring of 2022.

■ Has also enrolled in the MBA program at SDSU this fall.

### Bleske File

■ **Year at San Diego State:**  
First Year

■ **Hometown:**  
Saline, Mich.

■ **Alma Mater:**  
Minnesota, 2017

■ **Coaching Experience**  
2021  
San Diego State  
Graduate Asst. -  
Quarterbacks  
Wide Receivers

2020  
Rose-Hulman  
Wide Receivers/  
Graduate Asst.

2018-19  
Michigan  
Offensive Analyst

2017  
Minnesota  
Coaching Intern -  
RBs/TEs/WRs

## Pierre Cormier

Graduate Assistant - Defensive Backs  
First Year at San Diego State  
Arizona '18



### → At San Diego State

■ San Diego native Pierre Cormier enters his first season as a graduate assistant with the Aztec football program and will help coach the defensive backs.

### → Collegiate Coaching Experience

■ Worked a student assistant during his first two years with the Arizona coaching staff in 2016-17, helping tutor the running backs and wide receivers. In addition to his coaching duties, he completed weekly opponent breakdowns and signaled during all practices and games in that role.

■ Moved over to the defensive side of the ball for his next three seasons in Tucson from 2018-20, serving as a graduate assistant for the Wildcats. In that capacity, he also led scout offense unit meetings and daily practices, as well as communicating personnel, formations and route concepts from the booth during games.

■ Also assisted the Arizona recruiting department during pre-signing day campus visits and summer official visits while evaluating and communicating with prospective student-athletes.

### → Collegiate Playing Experience

■ Signed with Arizona after a stellar prep career as an all-purpose back at Madison High School in San Diego, where he was listed as a four-star recruit by Scout.com.

■ Sat out as a redshirt as a freshman in 2013.

■ Switched to pursue a coaching career after medically retiring in June 2014.

### → Education

■ Cormier holds two degrees from Arizona, earning a bachelor of general studies in social behavior and human understanding in 2017 before graduating with a master's in educational leadership in 2020.

### → Personal

■ His uncle, Calvin Sweeney, played college football as a wide receiver at USC and professionally with the Pittsburgh Steelers, earning a Super Bowl ring following his rookie season in 1979.

### Cormier File

■ **Year at San Diego State:**  
First Year

■ **Hometown:**  
San Diego, Calif.

■ **Alma Mater:**  
Arizona, 2018

■ **Collegiate Playing Experience:**  
Arizona, 2013

■ **Coaching Experience:**  
2018-20  
Arizona  
Graduate Asst. -  
Defensive Backs

2016-17  
Arizona  
Student Asst. -  
Offense



## Ryan Krum

Graduate Assistant - Offensive Line  
First Year at San Diego State  
San Diego State '17



→ **At San Diego State**

■ SDSU alumnus Ryan Krum returns to The Mesa for his first season as a graduate assistant with the Aztec football program and will work with the offensive line.

→ **Collegiate Coaching Experience**

■ Spent one season across town as an offensive assistant at the University of San Diego, working with the Toreros' offensive line after the team's schedule was delayed until the spring of 2021 due to the COVID-19 pandemic.

■ In addition to assisting the USD offensive line in individual drills and team periods, Krum led the scout team blitz walk-throughs and broke down film while evaluating offensive line recruits.

→ **Other Coaching Experience**

■ Began his career as an offensive line coach at the prep level in San Diego County with stops at Sweetwater High (2017), Valhalla High (2018) and St. Augustine (2019).

→ **Collegiate Playing Experience**

■ Played two seasons (2015-16) at San Diego State as an offensive lineman after transferring from UAB, which temporarily dropped its football program following the 2014 campaign.

■ Appeared in four straight games as a reserve during the 2016 season: vs. San Jose State, at Utah State, vs. Hawai'i and at Nevada. Also made the travel roster for the Aztecs' clash against Houston in the 2016 Las Vegas Bowl, but did not play in the contest.

■ Sat out the 2015 campaign for SDSU after suffering injuries during the year.

■ Did not play in his lone season at UAB in 2014 after utilizing his redshirt year.

■ Played two seasons at Grossmont College, earning all-conference honors as a sophomore in 2013. Was listed as a two-star recruit by 247Sports.com.

→ **Education**

■ Earned a bachelor's degree in social science from San Diego State in 2017.

■ Excelled in the classroom, earning SDSU scholar-athlete honors on two occasions.

### Krum File

■ **Year at San Diego State:**  
First Year

■ **Hometown:**  
San Diego, Calif.

■ **Alma Mater:**  
San Diego State, 2017

■ **Collegiate Playing Experience:**  
San Diego State, 2015-16  
UAB, 2014

■ **Coaching Experience:**  
2021  
San Diego State  
*Graduate Assistant -  
Offensive Line*

2020  
San Diego  
*Offensive Assistant -  
Offensive Line*


2019  
St. Augustine HS  
*Offensive Line*

2018  
Valhalla HS  
*Offensive Line*

2017  
Sweetwater HS  
*Offensive Line*

## Mike Linehan

Graduate Assistant - Defensive Line  
Second Year at San Diego State  
North Texas '20



→ **At San Diego State**

■ Mike Linehan begins his second season as a graduate assistant at San Diego State and will once again assist with the defensive line.

■ In his first year with the Aztecs in 2020, Linehan helped coach a unit that led the Mountain West in total defense (283.5) and rushing defense (98.2), which ranked third and seventh in the nation, respectively.

→ **Collegiate Playing Experience**

■ Linehan played linebacker in the college ranks, signing with Idaho out of high school, where he joined his older brother Matt.

■ After sitting out as a redshirt in 2015, Linehan saw action in 21 games for the Vandals over the next two seasons, recording 17 tackles. In his first appearance at UI in 2016, he made a career-high six tackles, including five solo stops in the team's 20-17 season-opening victory over Montana State.

■ Linehan also saw action in the 2016 Famous Idaho Potato Bowl, as the Vandals defeated Colorado State 60-51 to cap a 9-4 season, marking their best record as an FBS member.

■ Linehan transferred to North Texas for his final two years of eligibility, posting 20 tackles in 22 games combined. He completed his junior season in 2018 by making a tackle in the Mean Green's loss to No. 23 Utah State in the New Mexico Bowl.

■ Linehan played nine games as a senior in 2019, logging his first career sack in a narrow setback at Cal in the third week of the season. He also had multiple tackles in victories over Rice (2) and Incarnate Word (3) later in the year.

→ **Education**

■ Graduated from North Texas in 2020.

→ **Personal**

■ Is the son of Scott Linehan, a long-time college and NFL assistant who was head coach of the St. Louis Rams for parts of three seasons from 2006-08 and is now an offensive analyst at Missouri.

■ His older brother Matt Linehan is a graduate assistant at Missouri after serving the same capacity at San Diego State in 2020, when he helped out at the quarterback position.

### Linehan File

■ **Year at San Diego State:**  
Second Year

■ **Hometown:**  
Orchard Lake, Mich.

■ **Alma Mater:**  
North Texas, 2020

■ **Collegiate Playing Experience:**  
North Texas, 2018-19  
Idaho, 2015-17

■ **Coaching Experience:**  
2020-21  
San Diego State  
*Graduate Asst. -  
Defensive Line*





## Ruben Peña

**Director of Football Operations**  
**Fourth Year at San Diego State**  
**Hawai'i '15; San Francisco '18**



Ruben Peña enters his fourth season at San Diego State and second as the director of football operations. In his current position, Peña oversees the day-to-day operations of the football program including scheduling, budgeting, and team travel.

In addition, Peña works closely with members of the campus community, including faculty, housing & dining, and academic advising. His other duties include game day management, community outreach, the coordination and planning of team events related to the football program, the annual team awards banquet, and special projects.

Peña also serves as the football team's NFL liaison, managing and coordinating Pro day, and assisting the potential NFL Aztecs with transitioning from college to the NFL.

Previously, Peña served as a graduate assistant for football game management and operations at the University of Southern California, where he directed a team of 12 interns on game days.

A native of San Diego, Peña received his bachelor's degree in business management from the University of Hawai'i at Manoa in 2015, before completing his master's degree in sport management from the University of San Francisco in the spring of 2018.

Peña and his wife, Kelsey, live in La Mesa with their English bulldog, Koa.

## Craig Smith

**Football Operations Specialist**  
**Second Year at San Diego State**  
**Siena Heights Univ. '16**



Craig Smith begins his second year at San Diego State as the team's football operations specialist.

In his role, Smith assists with the day-to-day operations of the Aztec football program, including scheduling, facilities, scholarships and academics. In addition, he helps manage the squad's student managers while lending support to team travel.

A native of Saline, Michigan, Smith also coordinates the program's social media efforts and develops strategies to improve the student-athlete experience.

Prior to his arrival on The Mesa, Smith spent three seasons as director of football operations at Indiana State from 2017-19, overseeing team travel while managing all associated budgetary categories. He was also heavily involved with fundraising initiatives for stadium and office renovations and worked as a liaison between the Sycamore football program and the academic services, compliance, sports medicine, equipment and strength and conditioning offices.

Before moving to the Hoosier State, Smith served a one-year stint as football operations assistant at Florida Tech, offering key contributions in the areas of budgeting, fundraising and team travel. Additionally, he managed the program's social media accounts and graphic design efforts.

Smith received his bachelor's degree in sport management from Siena Heights University in 2016. As an undergraduate on the Adrian, Michigan campus, he worked for three years as a student football coach, assisting with the inside linebacker position to go with game plan development and practice schedule implementation.

## Taylor Long

**Football Office Coordinator**  
**Second Year at San Diego State**  
**Arizona '17, San Francisco '19**



Taylor Long begins her second year as office coordinator for San Diego State football program.

In her present role, Long provides executive-level administrative and professional support for head coach Brady Hoke and his staff. She is also responsible for overseeing daily internal operations and serves as the team liaison for student-athletes, human resources, development, marketing and NFL personnel.

In addition, Long oversees the football student intern program and manages community engagements for Coach Hoke and his players.

Prior to joining the Aztec staff, Long spent two years at California, where she served as event operations and fan assistance coordinator at Memorial Stadium in Berkeley. In addition to her endless administrative duties, Long created and executed a new fan assistance program for Golden Bear football games, managing all recruitment, hiring and training of employees.

During her time in the Bay Area, Long also had stints in facility operations with the Oakland Raiders and Golden State Warriors as a guest services representative.

Long received her bachelor's degree in communication and sport management from Arizona in 2017 before earning a master's in sport management from the University of San Francisco in 2019.

As an undergraduate at Arizona, Long was the lead equipment manager for the Wildcat football program, training and overseeing a staff of 18 student managers. Additionally, she assisted the quarterback and tight end position coaches with the preparation and execution of practice drills.



## Brian Murphy

**Video Coordinator**  
19th Year at San Diego State



Brian Murphy joined the San Diego State athletic department staff in August 2003 as the video coordinator.


In his position, Murphy films and edits Aztec football games and practices and coordinates film exchange with other schools. He is also in charge of all video packages used by the football coaches in their scouting and game preparation.

Additionally, Murphy's responsibilities include overseeing the day-to-day operations of the video room and assisting with the video needs of other SDSU sports.

In April 2017, he was named the Collegiate Sports Video Association Conference Video Coordinator of the Year for the sixth time in his career (also 2003, 2009, 2010, 2012 and 2016). The honor, voted on by his peers, made Murphy a finalist for the Bob Matey National Video Coordinator of the Year award.

From 1997-2000, Murphy was an assistant video director with the San Diego Chargers. He filmed and edited games and practices and assisted the NFL with the Super Bowl held in San Diego in 1998. He also provided the NFL with video support for the 1999 Holiday Bowl.

Murphy graduated from Mira Mesa High School in 1995, and attended both SDSU and Miramar College. He currently lives in Poway with his wife, Shawna, and their daughters, Cali and Finley.



## Gregg Nassen

**Assistant Video Coordinator**

## Angie Garza

**Director of Athletic Equipment Services**  
14th Year at San Diego State  
San Diego State '04



Angie Garza returned to The Mesa in the spring of 2012 as the director of athletic equipment services.

In her position, she oversees the purchasing, budgeting, fitting, maintenance and distribution of equipment for the entire Aztec athletic program, including the football team.

Previously, she worked at the University of San Diego as the manager of athletic equipment services for three years. At USD, her responsibilities included purchasing, budgeting, maintaining, fitting, laundering, organizing and distributing equipment for all 17 Torero varsity sports.

Garza's first full-time stint at SDSU was from 2004-09, when she was the assistant manager of equipment services. In that position, she helped supervise a staff of three full-time assistants and 12 student managers in the daily operations for 18 varsity sports.

### Equipment Attendants

Samantha Sneddon  
Jonathan Bennett

The Los Angeles native has a bachelor of science degree from San Diego State in child development with an emphasis in family development. As an undergraduate, she worked as a student equipment manager for the football team from 2001-04.

Garza is a certified member of the Athletic Equipment Managers' Association and resides in San Diego with her husband, Ricky.

## Sonny Sanfilippo

**Assistant Director of Athletic Equipment Services**  
11th Year at San Diego State  
San Diego State '10



Sonny Sanfilippo is in his 11th year as assistant director of equipment services with the San Diego State athletic department.

In his role, Sanfilippo's primary responsibilities include managing, ordering and distributing equipment for the Aztec football, men's basketball, men's soccer, men's golf and women's rowing teams.

Prior to his full-time appointment, Sanfilippo spent three years in the SDSU equipment room as a student equipment manager. He also served as head student manager with the Aztec football program for two seasons.

Sanfilippo received his bachelor's degree in journalism from San Diego State in 2012, and has been a member of the Athletic Equipment Managers Association since 2013.

Sanfilippo and his wife, Lauren, reside in La Mesa with their daughter, Mila.

## Scott Horvath

**Assistant Athletic Director, Information Technology**  
21st Year at San Diego State  
Ohio State '98



Scott Horvath enters his 21st season at San Diego State and his 15th in Aztec athletics.

Horvath, who was promoted to assistant athletic director in April 2018, serves as the department's information technology coordinator and is in his 17th year working with the football coaches' communications on game days.

The Newark, Ohio, native was previously an IT consultant for business services and internet commerce across campus at SDSU. He earned his bachelor's degree in 1998 from Ohio State in management information systems before serving a two-year stint as IT manager for the city of Columbus, Ohio.

Horvath and his wife, Polly Kanavel, who volunteers in the SDSU athletic department, reside in La Mesa with their pets.





## Bobby Smitheran

Senior Associate Athletic Director for Academic Services  
14th Year at San Diego State  
New Mexico '97, '99



Bobby Smitheran arrived at San Diego State in 2008 and has served the department as the senior associate athletic director for student-athlete academic support services (SAASS) since 2014.

In his role, Smitheran is responsible for managing the comprehensive academic support program that serves over 500 Aztec student-athletes, which includes academic advising, academic mentoring, tutoring, access to a learning specialist and grade-checks with campus professors. He also oversees the SDSU athletics special admission program in consultation with the University's vice-president for enrollment management.

In addition, Smitheran supervises the department's strength and conditioning program, drug testing program, and is the executive staff's liaison to the football and softball teams.

In his position, Smitheran has developed two summer orientation and retention programs, "Healthy Start" and "Wellness Wednesdays", for first-time freshman and transfers. He also conceptualized and implemented a four-year leadership and life skills program, "Aztecs Going Pro", to foster student-athletes' academic, personal, and professional development.

Prior to his promotion to the Aztec athletics senior leadership team, Smitheran was the department's director of compliance, coordinating the eligibility clearance process and certification of student-athletes for tryouts, practice, competition and summer workouts.

Smitheran also worked a two-year stint in 2011 and 2012 as the director of operations for the SDSU football team, overseeing all administrative aspects of the program relating to travel, practice, academic support, compliance, budget, facilities, training camp and summer camps. With Smitheran on the gridiron staff, the Aztecs appeared in two straight bowl games (New Orleans and Poinsettia) and captured the Mountain West championship in 2012.

Smitheran first arrived at SDSU in 2008 as the department's Student-Athlete Services Coordinator, serving as a liaison to the University's admissions and housing offices, as well as the NCAA Eligibility Center. In that position, he also provided academic evaluations for potential admissibility and eligibility for freshmen, transfer, and international prospective student-athletes.

A native of Riverside, Calif., Smitheran played four years of collegiate baseball at New Mexico, earning academic all-conference honors with the Lobos as a senior in 1996. After receiving his undergraduate degree in communications, he remained in Albuquerque, completing his master's degree in physical education at UNM in 1999 with a specialization in sports administration.


Smitheran began his career in intercollegiate athletics as compliance coordinator at North of Texas in 1999-2000 before spending the next seven years at UC Irvine, including the final three as assistant athletic director of compliance and student support.

With the Anteaters, Smitheran supervised the department's compliance program and had significant responsibilities with the admissions process while providing academic counseling assistance to student-athletes. He also served as a liaison to various offices at UCI, including admissions, housing, administrative services and financial aid and scholarships.

Smitheran and his wife Karen reside in San Diego and have two children, Tyler and Cooper.

## Dr. SaBrina "Bre" White

Assistant Director of Academic Services  
22nd Year at San Diego State  
Utah State '94, '97; San Diego State '07, '11



Dr. Bre White is in her 24th year as a student-athlete support services professional and enters her 22nd year at SDSU, where she is the assistant director of academic services. She works directly with the Aztec football team (offense), as well as the men's golf, women's basketball, cross country, and track and field squads. White also is in charge of the department's community service program and works with the Student-Athlete Advisory Committee (SAAC).

Prior to coming to San Diego State, White was an academic coordinator at Utah State for six years (1994-2000). She started off her career as an interim academic coordinator at her alma mater in 1994 right after graduation, and then was hired as a full-time academic coordinator in 1995. With the Aggies, she served as an advisor for the football, men's basketball, women's soccer, women's volleyball, men's golf, softball, gymnastics, and men's and women's tennis and track and field teams.

White earned her first degree from Utah State in liberal arts and science, and later went on to earn a second bachelor's degree in business. She received her master's degree in educational leadership, with an emphasis in student services, from San Diego State in 2007, and was tabbed the college of education's outstanding graduate student. White finished her Doctorate of Education (Ed.D) in 2011, completing her dissertation on "Transfer Shock and the Student-Athlete."

Born in Wethersfield, England, White enjoys boxing, crocheting and scrapbooking, and has completed three half-marathons. She also is a member of the National Association of Academic Advisors for Athletics. She is a lifetime member of the SDSU alumni association and is now an "Aztec for Life."

## Hailey Devlin

Academic Advisor  
Second Year at San Diego State  
Arizona '18, Jacksonville '19



San Diego native Hailey Devlin is in her second year at San Diego State as academic advisor for the Aztec football team's defensive and special teams players. She is also the academic advisor for the SDSU volleyball team and women's golf squad.

Prior to joining the Aztec athletic department, Devlin worked as an assistant academic counselor at Maryland from August 2019 to March 2020, where she advised the Terrapin softball, gymnastics, women's soccer, and men's and women's track and field programs.

Devlin graduated with a bachelor's degree in communication and sport management from Arizona in 2018 before receiving her master's in sport management from Jacksonville University in 2019.

Devlin was a highly successful student-athlete in college, posting a 77-30 career record in four seasons with the Arizona beach volleyball team from 2015-18 before playing one year for the Jacksonville indoor volleyball squad in the fall of 2018.

During her sophomore campaign as an undergraduate in the spring of 2016, Devlin compiled a 20-5 mark at the No. 5 position, helping the Wildcats to their first-ever NCAA Tournament berth. She also excelled in the classroom, earning second-team All-Pac-12 academic honors that season.

While completing her master's, Devlin returned to Arizona in January 2019 and served one semester as a graduate intern for the C.A.T.S. Academic and Life Skills team.

A graduate of Scripps Ranch High School in San Diego, Devlin is a member of the National Association of Academic and Student-Athlete Development Professionals (N4A).



## Patrick Spieldenner

**Sr. Associate Athletic Director - Sports Medicine / Head Athletic Trainer**  
Seventh Year at San Diego State  
San Diego State '04; New Mexico '06



Patrick Spieldenner enters his seventh year as a head athletic trainer and his fourth as the associate athletic director for sports medicine at San Diego State.

Spieldenner arrived at SDSU after spending two years as the head athletic trainer for the Indiana University football team. With the Hoosiers, Spieldenner was the medical coordinator on all aspects for the football team, working directly and closely with the head coach, coaching staff, strength and conditioning staff and nutritionists.

Prior to his appointment at IU, Spieldenner spent six years as an assistant athletic trainer at Nebraska. With the Cornhuskers, Spieldenner assisted with all aspects of the athletic medicine efforts for the football team, including year-round preventive care, immediate care for injured athletes at practice and games and the reconditioning of injured athletes.

Before accepting the position at Nebraska, Spieldenner served as the head men's soccer athletic trainer and assistant football athletic trainer at New Mexico. He earned his master's degree in physical education at UNM with an emphasis in sports administration in December 2006.

Spieldenner received his bachelor's degree in kinesiology with an emphasis in athletic training from SDSU in 2004, where he spent more than three years as a student athletic trainer.

Spieldenner also had season-long appointments with the NBA D-League's Albuquerque Thunderbirds and the NFL Europe's Rhein Fire, as well as season and summer internships with the NFL's San Diego Chargers.

Spieldenner has two sons, Maddox and Lex.



## Jacob Callahan

**Associate Football Athletic Trainer**



## Josh Nutsch

**Assistant Athletic Trainer**

## Dr. Christopher Behr

**Team Physician/Head Orthopedic Surgeon**  
23rd Year at San Diego State



Dr. Christopher T. Behr currently serves as head team orthopedic surgeon and has been with San Diego State Athletics since 1999. He is a graduate of Cornell and Cornell University Medical College.

Dr. Behr completed his orthopedic residency and sports medicine fellowship at the renowned Hospital for Special Surgery in New York City, where he worked closely with the New York Giants.

Dr. Behr is board certified in orthopedic surgery and is a partner in the San Diego Orthopedic Associates Medical Group.

## Dr. Allen Richburg

**Director of Athletic Medicine**  
24th Year at San Diego State



Dr. Allen Richburg enters his 24th year as a member of the SDSU athletic medicine staff.

An All-America wrestler at Fresno State, Richburg is a graduate of the Loma Linda University School of Medicine. He trained in family practice at the UCLA Santa Monica Family Practice Residency and completed his training in the San Diego Sports Medicine Fellowship Program.

He is a family physician at the San Diego Sports Medicine and Family Health Center, the head physician at Patrick Henry High and Grossmont College, and a U.S. Olympic team physician at the USOC Arco Training Center in Chula Vista, Calif.

## Dr. Scott Evans

**Team Physician**  
14th Year at San Diego State



Dr. Scott Evans is in his 14th year as a member of the SDSU Athletics sports medicine staff.

Evans earned his undergraduate degree from Brigham Young University, where he was the valedictorian of the College of Health and Human Performance, and obtained his medical degree from George Washington University.

Evans served his family medicine residency at the University of Utah and completed his fellowship in sports medicine at UCLA. While at UCLA, he worked as a team physician in the Bruins' athletic department.

Evans is a physician at San Diego Sports Medicine and also works as the team physician at Francis Parker High School.

### Other Team Physicians

Dr. Doug Dengerink  
Dr. Alexandra Myers  
Dr. Stephan Rohrer  
Dr. Elizabeth Williams



# All-Time Coaches



10 BOWL GAME APPEARANCES SINCE 2010 ► 21 CONFERENCE CHAMPIONSHIPS

Below is a list of San Diego State's football coaches (excludes current staff) along with their alma mater and the years served on the SDSU staff. Following the list are brief bios on a couple of notable former assistants.

Name	Alma Mater 'Year	Seasons at SDSU
Ulma Afoa	San Diego State '81	1982-93, 1997-2001
Ron Aiken	North Carolina A&T '77	1998
Zach Arnett	New Mexico '09	2011-13 (GA), 2014-19
Chris Ash	Drake '96	2007-08
Dave Atkins	UTEP '72	1981-85
Dino Babers	Hawaii '84	1994
Ralph Baker	Northwestern '28	1934
Al Baldock	Southern California '53	1969-71
Damon Baldwin	San Diego State '90	1996, 1997 (GA), 1993-2004
Dave Barnes	San Diego State '28	1927
Tom Bass	San José State '60	1961 (GA), 1962-63
Carl Benton	UCLA '48	1948-50, 1952-57
Dana Bible	Cincinnati '76	1986-88
Brian Billick	Brigham Young '77	1981-85
Fred Bleil	Westmar '71	1998-2005
George Booker	Western Washington '93	2000-01
Al Borges	Chico State '81	2009-10
Bob Breitbard	San Diego State '41	1945 (HC)
Harry Broadbent	Oklahoma '36	1949-55
Andy Buh	Nevada '96	2002-05
Leo Calland	Southern California '23	1935-41 (HC)
Charlie Camp	Arizona '96	2000-01
Ron Caragher	UCLA '90	2019
Joe Bob Clements	Kansas State '99	2006-07
Ken Conatser	Cincinnati '67	1984-85
Don Coryell	Washington '50	1961-72 (HC)
Tom Craft	San Diego State '77	1994-96, 2002-05 (HC)
Steve Devine	Heidelberg '72	1988-89
Ken Delgado	San José State '84	1994-2001
Wayne Dickens	Rutgers '73	1995-2001
Al Douglas	Oklahoma '20	1926
Rod Dowhower	San Diego State '65	1966-72
T.A. "Bull" Durham	Washington State '16	1922-23
Bob Elliott	Iowa '76	2006-08
Ron English	California '91	1996-97
Jim Erkenbeck	San Diego State '52	1961
John Eubank	Washington '33	1942 (HC)
Steve Fairchild	Colorado State '81	1986, 1991
Frank Falks	Parsons '67	1980
John Featherstone	San Diego State '70	1980-81
Dan Ferrigno	San Francisco State '77	2009-10
Dan Finn	Northern Arizona '02	2011
Jeff Fitzgerald	Cal State Northridge '83	1994-97
John Fox	San Diego State '77	1978 (GA)
Darrell Funk	Colorado State '88	2009-10
Tom Freeman	San Diego State '68	1981-83
Walter Gaskins	Montana '73	2002-04
Neil Gates	Ohio State '38	1949
Joe Gibbs	San Diego State '64	1964-65 (GA), 1966
Danny Gonzales	New Mexico '98	2011-17
Claude Gilbert	San José State '59	1967-72; 1973-80 (HC), 1995-99
Paul Gormali	Columbia '43	1956-60 (HC)
Jay Gutowski	San Diego State '57	1963-64
Sid Hall	Pacific '59	1964-79
Al Hammerschmidt	Cal Poly Pomona '63	1973-80
Lynell Hamilton	San Diego State '08	2011-13
Jim Hanifan	California '59	1972
Bobby Hauck	Montana '88	2015-17
Jeff Hecklinski	Western Illinois '97	2009-10
W.B. Herreid	Washington State	1930-34 (HC)
Jonathan Himebauch	Southern California '98	2006-08
Jon Hoke	Ball State '79	1987-88
Larry Holton	Iowa State '70	2006-08
Jim House	Wyoming '70	2002-05
Bret Ingalls	Idaho '84	1988-93
William Inge	Iowa '96	2006-07
Matt Irvin	UNLV '92	2002-04
Curtis Johnson	Idaho '85	1988-93
Harry Johnston	Nebraska '43	1965
Thom Kaumeyer	Regents '93	2002-06
Otto Kofler	Washington State '49	1973-80
Barry Lamb	Oregon '78	1988-93
Ernie Lawson	San Diego State '10	2016-18
Dave Lay	San Diego State '64	1978-80, 1989-91, 1997-2001
Chuck Long	Iowa '85	2006-08 (HC)
Rocky Long	New Mexico '71	2009-10, 2011-19 (HC)
Andy Ludwig	Portland State '88	2011-12
Al Luginbill	Cal Poly Pomona '67	1989-93 (HC)
John Madden	Cal Poly SLO '59	1964-66
Ken Madison	San Diego State '66	1966-67 (GA), 1973
Ollie Matson	San Francisco '52	1974-75
Max McCartney	Whittier '59	1963
Tim McConnell	Wisconsin '77	1986-87
LeCharis McDaniel	Cal Poly '81	1994-96, 2002, 2005-14

Name	Alma Mater 'Year	Seasons at SDSU
Kevin McGarry	San Diego '79	2011-13, 2018-19
Dennis McKnight	Drake '81	2005
Burnie Miller	Wofford '52	1981-85
Del Miller	Northern Iowa '76	2006-08
Ron Mims	Washington State '72	1986-93
John Morello	Pacific '68	1981-85
Blane Morgan	Air Force '99	2015-19
Wayne Moses	Washington '77	1986-88
Toby Neinas	Missouri '95	2006-08
Mike Nelson	Dayton '69	1987-88, 2008
Sean Payton	Eastern Illinois '87	1992-93
C.E. Peterson	Oregon State	1921-29 (HC)
Ray Peterson	San Diego State '96	2002 (GA), 2003-05
Kennedy Pola	Southern California '87	1994-96, 1999
Cole Proctor	Morehead State '67	1981-85
Donnie Rea	San Diego State '71	1973-80
Monty Reedy	San Diego State '76	1976-79 (GA), 1980
Richard Sanchez	New Mexico State '93	2000-01 (GA), 2018-19
Ed Schmidt	Wyoming '73	1985-93
Mike Schmidt	San Diego State '09	2010-11 (GA), 2012-20
Dave Schramm	San Diego State '87	1992-2001
Mel Schroeder	Occidental '32	1946
William Schutte	Idaho '33	1947-55 (HC), 1956-65
Doug Scovil	Pacific '52	1981-85 (HC)
Steve Shafer	Utah State '63	1975-82, 1994
Brian Sipe	San Diego State '72	2009-14
Charles Smith	San Diego State '31	1934-41, 1946-61
Doug Smith	Pacific '52	1981-85
Mark Smith	Purdue '79	2009-10
Mike Smith	East Tennessee State '80	1983-85
Choc Sportsman	North Texas State '27	1947
Brian Stark	Colorado '97	2002-05, 2008
Denny Stolz	Alma College '55	1986-88 (HC)
Bill Terry	Western Kentucky '32	1946 (HC), 1947-48
Chase Thurston	Anderson '08	2009-10 (GA)
Bob Toledo	San Francisco State '68	2013-14
Ted Tollner	Cal Poly SLO '62	1973-80, 1994-2001 (HC)
Frank Vitale	Cornell '52	1956-60
Dick Wells	Occidental '53	1961-63
Ed White	California '68	1994-97, 2005
Tony White	UCLA '02	2009-17
Del Wight	Wyoming '62	1993
Brad Wilson	Ball State '06	2009 (GA)
Ernie Zampese	Cal Poly SLO '62	1967-75
Gary Zauner	Wisconsin-La Crosse '72	1981-85

HC - head coach, GA - graduate assistant Does not include current coaching staff

## BRIAN BILLICK

### Years at SDSU: 1981-85

Following a four-year assistant coaching stint at SDSU (1981-85) and successful tenures at Utah State (1986-88) and Stanford (1989-91), Brian Billick moved on to the pro ranks. He became an assistant coach with Minnesota Vikings in 1992 and was promoted to offensive coordinator three games into the 1993 season, a position he held for the duration of his seven-year stay. Billick directed a Vikings' attack that set a variety of NFL and team records during an NFL-best 15-1 1998 season.

Billick became the Baltimore Ravens head coach in 1999 and quickly changed the course of a team which went 16-31-1 in its previous three years, producing an 8-8 mark in his first season. The Ravens followed that up with a 12-4 regular season mark in 2000 and a sweep through the playoffs to the Super Bowl XXXV championship. Billick finished his tenure with the Ravens in 2007 with a 80-64 record in nine seasons.

## JOE GIBBS

### Years at SDSU: 1964-66

Joe Gibbs, one of the most successful coaches in the history of the NFL, got his coaching start at his alma mater, San Diego State, in 1964. He joined the Aztecs' staff as a graduate assistant and coached the offensive line during a period when the team won 27 of 31 games, including an 11-0 mark in 1966.

Following assistant coaching jobs at Florida State, Southern California, Arkansas and three NFL teams, Gibbs was named the head coach of the Washington Redskins, where he created a dynasty. He led the Redskins to four Super Bowls - winning three titles - and accumulated a 124-60 record during regular-season play and an amazing 16-5 post-season record (.789 win percentage) in 12 seasons.

In 1993, he left Washington and the NFL at the pinnacle of his career and established Joe Gibbs Racing, assembling a NASCAR team that would go on to find success similar to what he achieved in the NFL.

Gibbs came back to coach the Redskins from 2004-08, 11 seasons after originally retiring to spend more time with his family and his racing team.

His final head coaching record stands at 154-94, including a 17-7 mark in the playoffs, and a career .621 winning percentage. Gibbs was inducted into the NFL Hall of Fame in 1996.

## JOHN MADDEN

### Years at SDSU: 1964-66

John Madden came to The Mesa as a defensive coordinator in 1964 after coaching Hancock Junior College (Calif.) beginning in 1960. In 1967, he was hired by the Oakland Raiders. Two years later, Madden, at 33 years old, became the youngest head coach in the old American Football League.

Madden, who was inducted into the Pro Football Hall of Fame, led the Raiders to a 10-year overall record of 103-32-7 - the best winning percentage in NFL history. During his tenure, the Raiders won seven division titles, including a Super Bowl XI victory in 1976. He retired after the 1979 season to become a television analyst.

Madden's move to the broadcast booth has been even more historic, as demonstrated by his 16 Emmy nominations. He began work as an NFL analyst for NBC in 2006 until announcing his retirement in 2009.

ALL-TIME COACHES ◀ COACHES

AZTEC FOOTBALL MEDIA GUIDE

# Player Profiles



10 BOWL GAME APPEARANCES SINCE 2020 ▶ 21 CONFERENCE CHAMPIONSHIPS



**Senior Caden McDonald earned first-team all-Mountain West honors last season after recording 34 tackles, including 9.5 tackles for loss and 4.5 sacks.**

## Inside:

Player Profiles 36

Newcomers/Signing Class 104



# Aztec Players

10 BOWL GAME APPEARANCES SINCE 2010 ▶ 21 CONFERENCE CHAMPIONSHIPS



## 89 → Kyler Albanez



- ◆ Tight End
- ◆ Senior - Squad, 6-5, 255
- ◆ Newnan, Ga.
- ◆ East Coveta High/Saddleback College

One of four current Aztecs who previously played at Saddleback College.

Big body who continues to learn the Aztec offense ... Will look for playing time this year after working with the scout team last season ... Enters 2021 as the third 'Y' tight end.

### JUNIOR SEASON (2020)

Did not play during his first season at San Diego State.

### AT SADDLEBACK COLLEGE (2018-19)

Played two years at Saddleback College ... Caught 10 passes for 67 yards (6.7 avg.) in seven games in 2019 ... Logged three stat-less appearances in 2018.

### AT PALOMAR COLLEGE (2017)

Spent one season at Palomar College, redshirting the 2017 campaign.

### HIGH SCHOOL

Prepped at East Coweta High School in

Sharpsburg, Ga., earning four letters ... Also competed on the basketball, baseball and track & field team for the Indians.

### PERSONAL

Kyler Albanez was born May 10, 1998, in Huntington Beach, Calif. ... Son of Shanon Pouelsen, who lettered on the San Diego State softball team from 2002-05 and ranks in a tie for ninth all-time at SDSU in triples (7, through 2021 season) ... Is majoring in psychology with plans of becoming a psychiatrist and also to work in real estate.

## 6 → Andrew Aleki



- ◆ Linebacker
- ◆ Senior - 4 Letters, 6-3, 230
- ◆ Honolulu, Hawaii
- ◆ Kamehameha High

Is one of three current Aztecs with four letters (also Tayler Hawkins and Trenton Thompson).

Oct. 24, making four tackles (two solo) with a career-high two pass breakups (entered with two PBUs in 37 games) ... Came up with five tackles (one solo) in a start at Utah State on Oct. 31, which were tied with Darren Hall and Tayler Hawkins for the most on the team ... Did not travel to the San José State game because of an injury ... Returned to start against Hawai'i on Nov. 14, where he recorded five tackles (four solo) with a quarterback hurry ... Traveled to Reno for the Nevada game on Nov. 21, but did not play because of an injury ... Returned for a big game in a start at Colorado on Nov. 28, making a career-high 10 tackles (six solo), including 0.5 tackles for loss, with a quarterback hurry ... Easily eclipsed his previous high of six, which he had done four times for his career ... Along with Cameron Thomas (14) and Trenton Thompson (10), the Aztecs had three players with double-digits in tackles for the first time since the 2017 Armed Forces Bowl against Army West Point ... Came off the bench for the first time of the season against Colorado State on Dec. 5, totaling four tackles (three solo) and two tackles for loss ... The two TFL tied a career high ... Started at No. 14/16 Brigham Young on Dec. 12, making two tackles (one solo) with one quarterback hurry.

### JUNIOR SEASON (2019)

Played in all 13 games, starting eight times ... Had 35 tackles (14 solo), including 4.5 tackles for loss, a sack, a fumble recovery, a pass breakup and five quarterback hurries

### At A Glance

- ▶ Elected to come back for a fifth season, taking advantage of the NCAA's COVID rules allowing student-athletes to receive an extra year of eligibility.
- ▶ Has four letters (2017-20), tied with Tayler Hawkins and Trenton Thompson for the most on the team. Is the only current Aztec, however, to earn four letters without redshirting a year.
- ▶ Is one of four Aztecs from the state of Hawaii (also Seyddrick Lakalaka, Darrell Masaniai and Alama Uluave).

Pronounced ah-LECK-ee ... Athletic linebacker, who impressed the coaching staff playing since arriving on campus in 2017 ... Has a nose for the ball ... One of the emotional leaders on defense ... One of only three Aztecs with four letters (also Tayler Hawkins and Trenton Thompson) ... Enters the season atop the depth chart at "Mike" linebacker ... Also excels on special teams.

### SENIOR SEASON (2020)

Started five of the six games he appeared in at "Will" linebacker, missing the San José State and Nevada games with an injury, and coming off the bench vs. Colorado State ... Had 30 tackles (17 solo), 2.5 tackles for loss, two pass breakups and three quarterback hurries ... Started the opener with UNLV on

## Aleki's Career Game-By-Game

### FRESHMAN (TRUE) SEASON - 2017 GAME-BY-GAME

Date	Opponent	GP	GS	UA	A	TT	TFL	Sk.	Int.	PBU	FF	FR
S.2	UC Davis	1	0	0	0	0	0.0	0.0	0	0	0	0
S.9	at Arizona State	--- Did Not Play - Illness ---										
S.16	No. 19/19 Stanford	1	0	2	0	2	0.0	0.0	0	0	0	0
S.23	at Air Force*	1	0	0	2	2	0.0	0.0	0	0	0	0
S.30	Northern Illinois*	1	0	1	0	1	0.0	0.0	0	0	0	1
O.7	at UNLV*	1	0	2	0	2	0.0	0.0	0	0	0	0
O.14	Boise State*	1	0	0	1	1	0.0	0.0	0	0	0	0
O.21	Fresno State*	1	0	0	0	0	0.0	0.0	0	0	0	0
O.28	at Hawai'i*	1	0	2	0	2	0.0	0.0	0	0	0	0
N.4	at San José State*	1	0	1	1	2	0.0	0.0	0	0	0	0
N.18	Nevada*	1	0	1	0	1	0.0	0.0	0	0	0	0
N.24	New Mexico*	1	0	0	2	2	0.0	0.0	0	0	0	0
D.23	vs. Army West Point*	1	0	0	1	1	0.0	0.0	0	0	0	0
<b>2017 SEASON TOTALS</b>		<b>12</b>	<b>0</b>	<b>9</b>	<b>7</b>	<b>16</b>	<b>0.0</b>	<b>0.0</b>	<b>0</b>	<b>0</b>	<b>0</b>	<b>1</b>

### SOPHOMORE SEASON - 2018 GAME-BY-GAME

Date	Opponent	GP	GS	UA	A	TT	TFL	Sk.	Int.	PBU	FF	FR
A.31	at No. 13/13 Stanford	1	0	1	2	3	0.0	0.0	0	1	0	0
S.8	Sacramento State	1	0	0	1	1	0.0	0.0	0	0	0	0
S.15	No. 23/25 Arizona State	1	0	0	0	0	0.0	0.0	0	0	0	0
S.22	Eastern Michigan	--- Did Not Play ---										
O.6	at rv/No. 24 Boise State*	1	0	3	0	3	0.0	0.0	0	0	0	0
O.12	Air Force*	1	0	0	0	0	0.0	0.0	0	0	0	0
O.20	San José State*	1	0	0	1	1	0.0	0.0	0	0	0	0
O.27	at Nevada*	1	0	0	0	0	0.0	0.0	0	0	0	0
N.3	at New Mexico*	1	0	1	0	1	0.0	0.0	0	0	0	0
N.10	UNLV*	1	0	0	0	0	0.0	0.0	0	0	0	0
N.17	at Fresno State*	1	0	0	6	6	0.0	0.0	0	0	0	0
N.24	Hawai'i*	1	0	1	0	1	0.0	0.0	0	0	0	0
D.19	vs. Ohio#	1	1	2	4	6	0.0	0.0	0	0	0	0
<b>2018 SEASON TOTALS</b>		<b>12</b>	<b>1</b>	<b>8</b>	<b>14</b>	<b>22</b>	<b>0.0</b>	<b>0.0</b>	<b>0</b>	<b>1</b>	<b>0</b>	<b>0</b>

... Played 16 snaps in the opener with Weber State without recording a stat ... Earned the start for the second time in his career at UCLA, making one solo tackle in 33 snaps ... Had arguably the best game of his career in his third career start at New Mexico State, making five tackles (three solo), with a career-high two tackles for loss of seven yards and his first career sack of five yards ... Recorded four tackles (one solo), including a 2-yard tackle for loss, and a pass breakup in a start and 61 snaps vs. Utah State ... Did

not record a stat in 16 snaps off the bench at Colorado State ... Contributed two assisted tackles in 11 snaps off the bench vs. Wyoming ... Came up with three tackles (two solo) and two quarterback hurries in 34 snaps in a reserve role at San José State ... Earned the start at UNLV, making a season-high and career-high-tying six tackles with three quarterback hurries in 58 snaps ... Had two tackles (0.5 tackles for loss) in 28 snaps off the bench against Nevada ... Recorded five tackles (two solo) and in a start vs.



Fresno State, including a 7-yard tackle for loss, in 46 snaps ... Earned the start at Hawai'i, making one assisted tackle in 43 snaps ... Tied a career high with six tackles in a start against Brigham Young, playing 54 of the 84 snaps ... Started and played 47 snaps against Central Michigan in the New Mexico Bowl without finding the stat sheet.

his best game of the season at Fresno State, making a career-high six tackles (previous best was three) in just 18 snaps off the bench ... Made a solo tackle in 11 snaps against Hawai'i ... Played a career-high 49 snaps in his first career start against Ohio in the DXL Frisco Bowl, tying a career high with six tackles.

### SOPHOMORE SEASON (2018)

Played in 12 of the team's 13 games, starting once ... Missed only the Eastern Michigan game ... Had 22 tackles on the season to go along with a pass breakup ... Had three stops in the opener at No. 13/13 Stanford off the bench, logging 15 snaps on defense ... Also had a pass breakup, which deflected to Noble Hall for an interception ... Made an assisted tackle on defense off the bench against Sacramento State ... Did not record a stat in playing time against No. 23/25 Arizona State, logging 14 snaps on defense ... Did not play vs. Eastern Michigan ... Set a career best with three solo tackles in 19 snaps against rv/No. 24 Boise State ... Played two statless snaps against Air Force ... Had one assisted tackle in time off the bench against San José State ... Did not find the stat sheet in three snaps at Nevada ... Recorded a solo tackle on special teams at New Mexico without seeing any time on defense ... Played nine snaps without finding the stat sheet against UNLV ... Had arguably

### FRESHMAN (TRUE) SEASON (2017)

Logged snaps in 12 games as a true freshman, missing only the Arizona State game with an illness ... Had 16 tackles (nine solo), a fumble recovery and a quarterback hurry ... Tied for the team lead with three tackles on the punt return unit ... Played late against UC Davis in the opener, but failed to find the stat sheet ... Did not travel to Arizona State because of an illness ... Had his first two career tackles off the bench vs. No. 19/19 Stanford ... Added two assisted tackles in extensive playing time at Air Force ... Had a solo stop, recovered his first career fumble and had his first quarterback hurry vs. Northern Illinois ... Came up with two solos at UNLV ... Registered an assisted stop vs. Boise State ... Did not record a stat in playing time against Fresno State ... Had two solo stops in a reserve role at Hawai'i ... Had another two tackles (one solo) at San José State ... Came up with a solo tackle against Nevada ... Made two assisted tackles against New Mexico ... Made an assisted

## Aleki's Career Statistics

Season	GP	GS	UA	A	TT	TFL	Sk	Int.	PBU	FF	FR
2017	12	0	9	7	16	0.0	0.0	0	0	0	1
2018	12	1	8	14	22	0.0	0.0	0	1	0	0
2019	13	8	14	21	35	4.5	1.0	0	1	0	0
2020	6	5	17	13	30	2.5	0.0	0	2	0	0
<b>Career</b>	<b>43</b>	<b>14</b>	<b>48</b>	<b>55</b>	<b>103</b>	<b>7.0</b>	<b>1.0</b>	<b>0</b>	<b>4</b>	<b>0</b>	<b>1</b>

### JUNIOR SEASON - 2019 GAME-BY-GAME

Date	Opponent	GP	GS	UA	A	TT	TFL	Sk.	Int.	PBU	FF	FR
A.31	Weber State	1	0	0	0	0	0.0	0.0	0	0	0	0
S.7	at UCLA	1	1	1	0	1	0.0	0.0	0	0	0	0
S.14	at New Mexico State	1	1	<b>3</b>	<b>2</b>	<b>5</b>	<b>2.0</b>	<b>1.0</b>	0	0	0	0
S.21	Utah State*	1	1	1	3	4	1.0	0.0	0	<b>1</b>	0	0
O.5	at Colorado State*	1	0	0	0	0	0.0	0.0	0	0	0	0
O.12	Wyoming*	1	0	0	2	2	0.0	0.0	0	0	0	0
O.19	at San José State*	1	0	2	1	3	0.0	0.0	0	0	0	0
O.26	at UNLV*	1	1	<b>2</b>	<b>4</b>	<b>6</b>	0.0	0.0	0	0	0	0
N.9	Nevada*	1	0	1	1	2	0.5	0.0	0	0	0	0
N.15	Fresno State*	1	1	2	3	5	1.0	0.0	0	0	0	0
N.23	at Hawai'i*	1	1	0	1	1	0.0	0.0	0	0	0	0
N.30	Brigham Young	1	1	<b>2</b>	<b>4</b>	<b>6</b>	0.0	0.0	0	0	0	0
D.21	vs. Central Michigan~	1	1	0	0	0	0.0	0.0	0	0	0	0
<b>2019 SEASON TOTALS</b>		<b>13</b>	<b>8</b>	<b>14</b>	<b>21</b>	<b>35</b>	<b>4.5</b>	<b>1.0</b>	<b>0</b>	<b>1</b>	<b>0</b>	<b>0</b>

### SENIOR SEASON - 2020 GAME-BY-GAME

Date	Opponent	GP	GS	UA	A	TT	TFL	Sk.	Int.	PBU	FF	FR
O.24	UNLV*	1	1	2	2	4	0.0	0.0	0	<b>2</b>	0	0
O.31	at Utah State*	1	1	<b>1</b>	<b>4</b>	<b>5</b>	0.0	0.0	0	0	0	0
N.6	San José State*	--- Did Not Play - Injury ---										
N.14	Hawai'i*	1	1	4	1	5	0.0	0.0	0	0	0	0
N.21	at Nevada*	--- Did Not Play - Injury ---										
N.28	at Colorado	1	1	<b>6</b>	<b>4</b>	<b>10</b>	0.5	0.0	0	0	0	0
D.5	Colorado State*	1	0	3	1	4	<b>2.0</b>	0.0	0	0	0	0
D.12	at 14/16 Brigham Young	1	1	1	1	2	0.0	0.0	0	0	0	0
<b>2020 SEASON TOTALS</b>		<b>6</b>	<b>5</b>	<b>17</b>	<b>13</b>	<b>30</b>	<b>2.5</b>	<b>0.0</b>	<b>0</b>	<b>2</b>	<b>0</b>	<b>0</b>

*Bold indicates season high. \* - Mountain West game. + - 2017 Lockheed Martin Armed Forces Bowl (Amon Carter Stadium; Fort Worth, Texas). # - 2018 DXL Frisco Bowl (Toyota Stadium; Frisco, Texas). ~ - 2019 New Mexico Bowl (Dreamstyle Stadium; Albuquerque, N.M.).*

## Andrew Aleki - Inside The Numbers

### MOST GAMES PLAYED AMONG ACTIVE AZTEC PLAYERS

Pl.	Name	2021 Year	Position	GP
1.	Taylor Hawkins	Sr.	Cornerback/Safety	<b>44</b>
2.	▶ Andrew Aleki	Sr.	<b>Linebacker</b>	<b>43</b>
	Trenton Thompson	Sr.	Safety	<b>43</b>
4.	Zachary Thomas	Sr.	Right Tackle/Right Guard	<b>36</b>
5.	Caden McDonald	Sr.	Linebacker	<b>34</b>

stop in playing time vs. Army West Point in the Armed Forces Bowl.

### HIGH SCHOOL

Played his prep ball at Kamehameha High School in Honolulu ... A consensus three-star recruit by Rivals, ESPN, 247sports and Scout ... 247sports ranked him as the sixth-best recruit in the state of Hawaii and gave him a grade of 83 ... Was rated as the second-best outside linebacker in Hawaii and 19th in the west by Scout.

### PERSONAL

Andrew Ka'eo Aleki was born May 24, 1999, in Las Vegas, Nev. ... Son of Aviata and Jaylene Aleki ... Picked the Aztecs over other offers from Utah, Washington State, Oregon State, Air Force, UNLV and Hawai'i ... Is majoring in interdisciplinary studies.

### SINGLE-GAME BESTS

Career Highs: Tackles: 10 at Colorado

(11/28/20); Tackles For Loss: 2.0 vs. Colorado State (12/5/20), at New Mexico State (9/14/19); Sacks: 1.0 at New Mexico State (9/14/19); Pass Breakups: 2 vs. UNLV (10/24/20); Fumble Recoveries: 1 vs. Northern Illinois (9/30/17).





## 40 → Andrew Alves



- ◆ Linebacker
- ◆ Junior - 2 Letters, 6-2, 230
- ◆ San Diego, Calif.
- ◆ St. Augustine High

- ◆ Two-time MW Fall All-Academic Team (2019-20)
- ◆ 2018 SDSU Special Teams Scout Player of the Year

**Pronounced Alvz** ... Relentless worker who came to SDSU as a linebacker, but moved to fullback during the 2019 fall camp ...

Eventually moved back to linebacker mid-way through the 2020 season ... Is one of SDSU's best players on special teams.

### SOPHOMORE SEASON (2020)

Played in all eight games on special teams, making three tackles (two solo) and adding a fumble recovery ... Recorded his first ca-

reer tackle in the opener against UNLV on Oct. 24 ... Logged statless special teams at Utah State on Oct. 31 ... Made an assisted stop at San Jose State on Nov. 6 ... Came up with his first career fumble recovery vs. Hawai'i on Nov. 14 ... The recovery, which was forced by Kyron White, came in the second quarter on a Tanner Kuljian punt and led to a Greg Bell rushing touchdown to put the Aztecs up, 21-0 ... Did not record a stat in special teams play at Nevada on Nov. 21 ... Added another solo tackle at Colorado on Nov. 28 ... Played the final games without finding the stat sheet.

### FRESHMAN SEASON (2019)

Played in the final nine games on special teams without recording a stat ... Did not play the first four games of the season ... Made his collegiate debut on special teams at Colorado State on Oct. 5 ... Then played in each of the next eight games, including the New Mexico Bowl vs. Central Michigan.

### REDSHIRT SEASON (2018)

Redshirted the season, where he was named SDSU's special teams scout player of the year.

### HIGH SCHOOL

Local product out of St. Augustine High

School in San Diego ... Earned four letters with the Saints, helping them to a 35-15 (.700) record from 2014-17 ... According to MaxPreps, totaled 265 tackles (179 solo), including 28 tackles for loss, 24.5 sacks, nine pass deflections, two forced fumbles and five fumble recoveries ... Finished his senior season in 2017 with 100 tackles (69 solo), 12 tackles for loss, 3.5 sacks and two fumble recoveries ... Also had two career touchdown catches as a fullback ... A three-year all-league selection and two-time all-CIF pick ... A scholar-athlete ... Was a two-year captain for the Saints and a team MVP ... A two-star recruit by both Rivals and 247sports.

### PERSONAL

Andrew Emmanuel Alves was born Dec. 27, 1999, in San Diego ... Son of Mike and Meg Alves ... Picked the Aztecs over official offers from Army West Point, Navy and Air Force, according to Rivals ... Is majoring in business administration with an emphasis in management.

### SINGLE-GAME BESTS

**Career Highs:** Tackles: 1 at Colorado (12/5/20), vs. San José State (11/6/20), vs. UNLV (10/24/20); Fumble Recoveries: 1 vs. Hawai'i (11/14/20).

## Alves' Career Statistics

Season	GP	GS	UA	A	TT	TFL	Sk	Int.	PBU	FF	FR
2019	9	0	0	0	0	0.0	0.0	0	0	0	0
2020	8	0	2	1	3	0.0	0.0	0	0	0	1
Career	17	0	2	1	3	0.0	0.0	0	0	0	1

## 2 → Matt Araiza



- ◆ Kicker/Punter
- ◆ Junior - 2 Letters, 6-2, 200
- ◆ San Diego, Calif.
- ◆ Rancho Bernardo High

Had a school-record 22 field goals as a redshirt freshman in 2019, while tying for fifth in field goal percentage (.846).

- ◆ Two-time Honorable Mention All-MW (2019-20)
- ◆ Two-time MW Scholar-Athlete (2019-20)
- ◆ Two-time MW Fall All-Academic Team (2019-20)
- ◆ MW Special Teams Player of the Week - Sept. 9, 2019 for game at UCLA

**Pronounced Ah-RIZE-ah** ... Played right away in 2019 after taking over for two-time Lou Groza Award semifinalist John Baron II ... A left-footed kicker with a cannon of a leg ... Continues to improve on his accuracy ... In addition to field goals, PATs and kickoff duties, also is expected to punt this year ... Made a field goal in the first 17 games of his career, which was the second-longest FBS active streak in the country, prior to not attempting one at Nevada on Nov. 21, 2020 ...

## At A Glance

▶ Made at least one field goal in each of his first 17 career games.

▶ Was one of only five kickers in FBS play in 2019 to make at least one field goal in every game (min. 12 games).

▶ Has topped the Mountain West each of the last two years in touchback percentage (.785 in 2019, .683 in 2020) and touchbacks (51 in 2019, 28 in 2020).

▶ Has led the Aztecs in points in each of his first two seasons with 94 in 2019 and 53 in 2020.

▶ Has multiple field goals in 11 of his 21 career games.

## Araiza's Career Game-By-Game

### FRESHMAN SEASON - 2019 GAME-BY-GAME / KICKING

Date	Opponent	GP	GS	PATs		FGs			
				Md.	Att.	Md.	Att.	Long	Blkd.
A.31	Weber State	1	*	0	0	2	2	34	0
S.7	at UCLA	1	*	2	2	3	4	43	0
S.14	at New Mexico State	1	*	4	4	1	1	40	0
S.21	Utah State*	1	*	2	2	1	1	22	0
O.5	at Colorado State*	1	*	3	3	1	1	22	0
O.12	Wyoming*	1	*	2	2	2	3	47	0
O.19	at San José State*	1	*	3	3	2	2	41	0
O.26	at UNLV*	1	*	2	2	2	2	34	0
N.9	Nevada*	1	*	1	1	2	2	44	0
N.15	Fresno State*	1	*	2	2	1	2	22	1
N.23	Hawai'i*	1	*	0	0	1	2	27	0
N.30	Brigham Young	1	*	1	1	2	2	44	0
D.21	vs. Central Michigan~	1	*	6	6	2	2	48	0
<b>2019 SEASON TOTALS</b>		<b>13</b>	<b>13</b>	<b>28</b>	<b>28</b>	<b>22</b>	<b>26</b>	<b>48</b>	<b>1</b>

For his career, ranks third at SDSU in field goal percentage (.800) (min. 25 att.) and tied for 18th in among active FBS kickers ... Has multiple field goals in 11 of his 21 career games.

### JUNIOR SEASON (2021)

Has been named a preseason third-team all-Mountain West selection by Athlon Sports ... Also deemed "SDSU's fifth-best offensive player" by College Football News.

### SOPHOMORE SEASON (2020)

Earned honorable mention all-Mountain West honors for a second consecutive season as voted on by the league's coaches and media ... Was named to the Lou Groza Award Watch List as the nation's top college placekicker ... Also was a preseason first-team all-Mountain West selection by Phil?Steele Magazine and a third-team pick by Athlon Sports ... College Football News deemed him "SDSU's third-best offensive player" ... Played in all eight games on the season, including eight times as the kicker



## Matt Araiza - Inside The Numbers

### MOST FIELD GOALS AT SDSU / SEASON

Rk.	Name	Year	Field Goals
1.	▶ Matt Araiza	2019	22
2.	John Baron	2016	21
3.	Donny Hageman	2014	20
4.	J.C. Mejia	2003	18
	Andy Trakas	1990	18

### HIGHEST FIELD GOAL PERCENTAGE AT SDSU / CAREER (MIN. 25 ATT.)

Rk.	Name	Years	FGM-FGA	FG%
1.	Chris O'Brien	1984-85	28-for-32	.875
2.	John Baron	2016-17-18	50-for-60	.833
3.	▶ Matt Araiza	2019-20	32-for-40	.800
4.	Donny Hageman	2014-15	37-for-47	.787
5.	Marco Morales	1982-83	22-for-30	.733

### MOST FIELD GOALS AMONG FRESHMEN IN 2019 / FBS

Rk.	Name	Team	Field Goals
1.	▶ Matt Araiza	San Diego State	22
2.	Cade York	LSU	21
	Brandon Talton	Nevada	21
4.	Matt Mercurio	San José State	20
	Trey Wolff	Texas Tech	20

### HIGHEST FIELD GOAL PERCENTAGE AMONG FRESHMEN IN 2019 / FBS

Rk.	Name	Team	FGM-FGA	FG%
1.	Gabe	Oklahoma	17-for-17	1.000
2.	Trey Wolff	Texas Tech	20-for-22	.909
3.	▶ Matt Araiza	San Diego State	22-for-26	.846
4.	John Mayers	Baylor	16-for-19	.842
5.	Brandon Talton	Nevada	21-for-25	.840

and kickoff specialist, and once as the punter ... Was 10-for-14 (.714) in field goal attempts and 23-for-24 (.958) in PATs ... Led the team with 53 points ... Kicked off 41 times for 2,637 yards (64.3 avg.) with 28 touchbacks ... Also punted five times for 249 yards (49.8 avg.) with four of the five punts going for at least 50 yards and a long of 58 yards ... Two of his five punts landed inside the 20-yard line ... Led the Mountain West in kickoff average (64.32, T-7th in FBS), kickoff touchback percentage (68.29, 15th in FBS), kickoff touchbacks (28, T-29th in FBS), kickoff yards (2,637, 55th in FBS) and total kickoffs (41, T-60th in FBS) ... Made both of his field goal attempts and all four PATs against UNLV on Oct. 24, accounting for 10 of the team's 34 points ... Also recorded his first career six punts for 249 yards (49.8 avg.) with a long of 58 yards, with two going inside the 20-yard line ... The 58-yarder was the longest in an Aztec season opener in their Division I era (since 1969) ... Four of his six punts were for at least 50 yards, while posting a 47.0 net average ... Also kicked off six times for 389 yards for an almost perfect average of 64.8 with three touchbacks ... Was 1-for-3 in field goal attempts at Utah State on Oct. 31, connecting on a 28-yarder after having a 33-yard attempt blocked and missing a 45-yarder ... Made all five of his PATs ... Also kicked off seven times for 450 yards

(64.3 avg.) with four touchbacks ... Was perfect in the kicking game against San José State on Nov. 6, making a 34-yard field goal and both of his PATs, while kicking off four times for 260 yards (65.0 avg.) with two touchbacks ... Scored 10 of SDSU's 34 points against Hawai'i on Nov. 14, making both of his field goal attempts (27 and 36 yards) and all four of his PATs ... Also kicked off seven times for a perfect 65.0 average, 455 yards and seven touchbacks ... Made all three of his PATs at Nevada on Nov. 21 ... Did not attempt a field goal, snapping a streak of 17 consecutive games with at least one field goal to start his career ... Also kicked off four times, all going for touchbacks (65.0 avg.) ... Had a 48-yard field goal at Colorado, which tied a career long ... Also missed twice, having a 50-yarder blocked and a 44-yarder go wide right ... Kicked off three times for 186 yards (62.0 avg.) with two touchbacks ... Scored 11 of SDSU's 29 points against Colorado State on Dec. 5, going 3-for-3 in field goal attempts with a long of 40 yards, while making two of three PATs ... The three field goals tied a career high (also at UCLA on Sept. 7, 2019) ... Missed a PAT after SDSU's third touchdown, snapping a streak of 49 PATs without a miss to start his career ... Had multiple field goals for the third time this season and 11th of his career ... Also kicked off seven times for 442

### FRESHMAN SEASON - 2019 GAME-BY-GAME / KICKING

Date	Opponent	GP	GS	PATs		FGs			
				Md.	Att.	Md.	Att.	Long	Blkd.
A.31	Weber State	1	*	0	0	2	2	34	0
S.7	at UCLA	1	*	2	2	3	4	43	0
S.14	at New Mexico State	1	*	4	4	1	1	40	0
S.21	Utah State*	1	*	2	2	1	1	22	0
O.5	at Colorado State*	1	*	3	3	1	1	22	0
O.12	Wyoming*	1	*	2	2	2	3	47	0
O.19	at San José State*	1	*	3	3	2	2	41	0
O.26	at UNLV*	1	*	2	2	2	2	34	0
N.9	Nevada*	1	*	1	1	2	2	44	0
N.15	Fresno State*	1	*	2	2	1	2	22	1
N.23	Hawai'i*	1	*	0	0	1	2	27	0
N.30	Brigham Young	1	*	1	1	2	2	44	0
D.21	vs. Central Michigan~	1	*	6	6	2	2	48	0
<b>2019 SEASON TOTALS</b>		<b>13</b>	<b>13</b>	<b>28</b>	<b>28</b>	<b>22</b>	<b>26</b>	<b>48</b>	<b>1</b>

### SOPHOMORE SEASON - 2020 GAME-BY-GAME / KICKING

Date	Opponent	GP	GS	PATs		FGs			
				Md.	Att.	Md.	Att.	Long	Blkd.
O.24	UNLV*	1	*	4	4	2	2	27	0
O.31	at Utah State*	1	*	5	5	1	3	28	0
N.6	San José State*	1	*	2	2	1	1	34	0
N.14	Hawai'i*	1	*	4	4	2	2	36	0
N.21	at Nevada*	1	*	3	3	0	0	0	0
N.28	at Colorado	1	*	1	1	1	3	48	0
D.5	Colorado State*	1	*	2	3	3	3	40	0
D.12	at No. 14/16 Brigham Young	1	*	2	2	0	0	0	0
<b>2020 SEASON TOTALS</b>		<b>8</b>	<b>8</b>	<b>23</b>	<b>24</b>	<b>10</b>	<b>14</b>	<b>48</b>	<b>0</b>

### FRESHMAN SEASON - 2019 GAME-BY-GAME / KICKOFFS

Date	Opponent	GP	GS	No.	Yds.	Avg.	TB	OB
A.31	Weber State	1	*	3	195	65.0	1	0
S.7	at UCLA	1	*	6	367	61.2	5	0
S.14	at New Mexico State	1	*	6	390	65.0	6	0
S.21	Utah State*	1	*	4	244	61.0	1	0
O.5	at Colorado State*	1	*	5	323	64.6	4	0
O.12	Wyoming*	1	*	6	390	65.0	6	0
O.19	at San José State*	1	*	6	347	57.8	4	0
O.26	at UNLV*	1	*	5	325	65.0	5	0
N.9	Nevada*	1	*	4	246	61.5	3	0
N.15	Fresno State*	1	*	4	260	65.0	2	0
N.23	at Hawai'i*	1	*	3	174	58.0	2	0
N.30	Brigham Young	1	*	4	234	58.5	3	0
D.21	vs. Central Michigan~	1	*	9	585	65.0	9	0
<b>2019 SEASON TOTALS</b>		<b>13</b>	<b>13</b>	<b>65</b>	<b>4,057</b>	<b>62.4</b>	<b>51</b>	<b>0</b>

### SOPHOMORE SEASON - 2020 GAME-BY-GAME / KICKOFFS

Date	Opponent	GP	GS	No.	Yds.	Avg.	TB	OB
O.24	UNLV*	1	*	6	389	64.8	3	0
O.31	at Utah State*	1	*	7	450	64.3	4	0
N.6	San José State*	1	*	4	260	65.0	2	0
N.14	Hawai'i*	1	*	7	455	65.0	7	0
N.21	Nevada*	1	*	4	260	65.0	4	0
N.28	Colorado	1	*	3	186	62.0	2	0
D.5	Colorado State*	1	*	7	442	63.1	3	0
D.12	at No. 14/16 Brigham Young	1	*	3	195	65.0	3	0
<b>2020 SEASON TOTALS</b>		<b>8</b>	<b>8</b>	<b>41</b>	<b>2,637</b>	<b>64.3</b>	<b>28</b>	<b>0</b>

### SOPHOMORE SEASON - 2020 GAME-BY-GAME / PUNTING

Date	Opponent	GP	GS	No.	Yds.	Avg.	Net	TB	FC	I20	Lg
O.24	UNLV*	1	*	5	249	49.8	47.0	0	0	2	58
<b>2020 SEASON TOTALS</b>		<b>8</b>	<b>1</b>	<b>5</b>	<b>389</b>	<b>49.8</b>	<b>47.0</b>	<b>0</b>	<b>0</b>	<b>2</b>	<b>58</b>

*Bold indicates season high. \* - Mountain West game. ~ - 2019 New Mexico Bowl (Dreamstyle Stadium; Albuquerque, N.M.). GS - in this category indicates the player was on the field the first time San Diego State was in the field goal or kickoff formation.*



# Aztec Players

10 BOWL GAME APPEARANCES SINCE 2010 ► 21 CONFERENCE CHAMPIONSHIPS



MATT ARAIZA ◀ PLAYERS



yards (63.1 avg.) with three touchbacks ... Also recorded the first two tackles of his career on kickoffs ... Did not attempt a field goal at No. 14/16 Brigham Young, but made both of his PATs ... Also kicked off three times for 195 yards (65.0 avg.) with all going for touchbacks.

## FRESHMAN SEASON (2019)

Was named an all-Mountain West honorable-mention selection as voted on by the league's coaches and media ... Also was a second-team all-MW pick by Phil Steele Magazine ... Handled all kicking duties except punting in the 13 games ... Was 22-for-26 (.846) on the season in field goal attempts with a long of 48 yards, while making all 28 of his PATs ... Set a school single-season record with 22 field goals, surpassing John Baron II's 21 in 2016, and tied for fifth in field goal percentage (84.62) ... Led the Aztecs with 94 points (No. 2 was 30) and had more points than the next three players combined (78) ... Also kicked off 65 times for 4,057 yards with 51 touchbacks for

a 62.4 kickoff average ... Tied for the FBS lead with a perfect PAT percentage, and led the Mountain West in touchback percentage (78.46, 6th in FBS), field goals (22, T-11th in FBS), field goals per game (1.69, T-12th in FBS), field goal attempts (26, T-15th in FBS), and touchbacks (51, T-16th in FBS), while ranking third in field goal percentage (84.62, 24th) and kickoff average (62.77, 34th in FBS), tied for fourth in kicking points (94, T-47th in FBS), fifth in kickoff yards (4,080, 57th in FBS) and points per game (7.23), sixth in total points (94, T-72nd in FBS) and seventh in kickoffs (65, T-60th in FBS) ... Among freshmen kickers in the country, he was first in field goals (22), and third in field goal percentage (84.62) and eighth in points by kickers (94) ... Was one of only five kickers in FBS play to make at least one field goal in every game (min. 12 games) ... Accounted for all of San Diego State's points in a 6-0 win over Weber State in the opener, knocking in a pair of field goals (34 and 29 yards) in his first collegiate action ... Also kicked off three times for 195 yards and a

perfect average of 65.0 yards per boot ... Was named the Mountain West Special Teams Player of the Week for the first time of his career on Sept. 9 for his play at UCLA when he went 3-for-4 on field goal attempts and 2-for-2 on PATs, while posting five touchbacks in six kickoffs ... Made a then career-long 43-yarder in the first quarter, while his three field goals and 11 points were also a then career best ... His other makes came from 31 and 25, while his lone miss was from 47 yards ... Made multiple field goals for a second straight game ... Made a 40-yard field goal and nailed all four PAT tries at New Mexico State ... Also kicked off six times for 390 yards and a perfect 65.0 average, posting a then career-high six touchbacks ... Made his only field goal attempt from 22 yards and was perfect on two PAT tries vs. Utah State ... Kicked off four times for 244 yards (61.0 avg.) with one touchback ... Made a 22-yard field goal and converted all three PATs at Colorado State ... Also kicked off five times for 323 yards (64.6 avg.) with four touchbacks ... Was 2-for-3 in field goal attempts and 2-for-2 in PATs against Wyoming ... Had a career long of 47 yards in the first quarter ... Also kicked off six times for 390 yards (65.0 avg.), tying a career best with average (65.0) and touchbacks (6) ... Was 2-for-2 on field goal attempts with a long of 41 yards at San José State, while going 3-for-3 in PATs ... Also kicked off six times for 347 yards (57.8 avg.) with four going for touchbacks ... Was 2-for-2 in field goal attempts and 2-for-2 in PATs at UNLV ... Also kicked off five times for five touchbacks and 325 yards for a perfect 65.0 kickoff average ... Was 2-for-2 in field goal attempts and 1-for-1 in PATs vs. Nevada ... Had his fourth straight game with multiple field goals ... Also kicked off four times for 246 yards (61.5 avg.) with three touchbacks ... Made a 22-yard field goal against Fresno State, but later had a 42-yard attempt blocked ... Made both of his PATs ... Also kicked off four times for 260 yards (65.0 avg.) with two touchbacks ... Was 1-for-2 on field goal attempts at Hawai'i, making a 27-yarder, but missing a 48-yarder in the waning moments ... Also kicked off three times for 174 yards (58.0 avg.) with two touchbacks ... Was 2-for-2 in field goal attempts with a long of 44 yards and made his PAT against Brigham Young, accounting for seven of the team's 13 points ... Was 2-for-2 in field goal attempts, including a career-long 48-yard make, and 6-for-6 in PATs against Central Michigan in the New Mexico Bowl, setting a career high with 12 points ... The two field goals gave him 22 for the season, passing John Baron II's (21 in 2016) for the most in SDSU single-season history ... Also finished 22-for-26 (.846) in field goal attempts, tied for the fifth-best mark in SDSU single-season history ... Had multiple field goals for the eighth time on the season and finished with at least one field goal in all 13

games ... Also kicked off a career-high nine times for a career-best nine touchbacks, recording a perfect 65.0 kickoff average for the sixth time of the season.

## REDSHIRT SEASON (2018)

Was on the travel squad for the season, but ultimately used his redshirt learning behind two-time all-MW kicker John Baron II.

## HIGH SCHOOL

Kicked and punted for three years at local Rancho Bernardo High School in San Diego, Calif. ... According to MaxPreps, connected on 37 of his 48 field goal attempts for his career with a long of 53 yards ... Also averaged 41.7 yards per punt (120 punts for 5,001 yards) with a long of 71 yards ... Out of 221 kickoffs, 179 went for touchbacks ... Had a solid senior campaign in 2017, making 12 of his 16 field goal attempts with a long of 53 yards, while punting 39 times for 1,712 yards (43.9 avg.) and finishing with touchbacks on 49 of his 51 kickoffs ... Also played some time as a defensive back ... His 37 field goals were a San Diego Section record, breaking former Aztec Nate Tandberg's 34, set from 1993-95 at the same Rancho Bernardo HS ... Was a MaxPreps Sophomore First-Team All-American and a first-team California Medium Schools pick ... A three-time all-CIF San Diego Section Kicker of the Year and two-time Palomar League Kicker of the Year ... A two-star recruit by 247sports and the 19th-best kicker by the outlet ... Also competed in soccer and track and field at RBHS ... In track and field, set the freshmen 110 hurdles and 300 hurdles school records.

## PERSONAL

Matthew Ryan Araiza was born May 16, 2000, in San Diego ... Son of Rico and Kerry Araiza ... Also received scholarship offers from Massachusetts and Montana, while being recruited by Stanford, Michigan, UCLA and San Diego ... Is majoring in interdisciplinary studies.

## SINGLE-GAME BESTS

**Career Highs:** Points: 12 vs. Central Michigan (12/21/19); Field Goals: 3 vs. Colorado State (12/5/20), at UCLA (9/7/19); Long Field Goal: 48 at Colorado (11/28/20), vs. Central Michigan (12/21/19); Kickoffs: 9 vs. Central Michigan (12/21/19); Touchbacks (KO): 9 vs. Central Michigan (12/21/19); Kickoff Avg. (More than 1 att.): 65.0, 10 times; Punts: 5 vs. UNLV (10/24/20); Punt Yards: 249 vs. UNLV (10/24/20); Punt Avg. (min. 2 attempts): 49.8 (5-for-249) vs. UNLV (10/24/20); Net Punt Avg. (min. 2 attempts): 47.0 vs. UNLV (10/24/20); Punt Long: 58 vs. UNLV (10/24/20); Punt Fair Catches: n/a; Punts Inside 20: 2 vs. UNLV (10/24/20); Tackles: 2 vs. Colorado State (12/5/20).

## Araiza's Career Statistics

Kicking												
Season	GP	GS	FGM	FGA	Pct.	01-19	20-29	30-39	40-49	50+	Lg.	Blk.
2019	13	13	22	26	.846	0-0	10-10	5-6	7-10	0-0	47	0
2020	8	8	10	14	.714	0-0	5-5	3-4	2-4	0-1	48	0
<b>Career</b>	<b>21</b>	<b>21</b>	<b>32</b>	<b>40</b>	<b>.800</b>	<b>0-0</b>	<b>15-15</b>	<b>8-10</b>	<b>9-14</b>	<b>0-1</b>	<b>48</b>	<b>0</b>

Kickoffs							
Season	GP	GS	No.	Yds.	Avg.	TB	OB
2019	13	13	65	4,080	62.8	51	0
2020	8	8	41	2,637	64.3	28	0
<b>Career</b>	<b>21</b>	<b>21</b>	<b>106</b>	<b>6,717</b>	<b>63.4</b>	<b>79</b>	<b>0</b>

Punting												
Season	GP	GS	No.	Yds.	Avg.	Net	TB	FC	I20	50+	Lg.	
2020	8	1	5	389	49.8	47.0	0	0	2	4	58	
<b>Career</b>	<b>8</b>	<b>1</b>	<b>5</b>	<b>389</b>	<b>49.8</b>	<b>47.0</b>	<b>0</b>	<b>0</b>	<b>2</b>	<b>4</b>	<b>58</b>	

AZTEC FOOTBALL MEDIA GUIDE



## 38 → Jaylon Armstead



- ◆ Running Back
- ◆ Freshman - Redshirt, 5-11, 220
- ◆ Los Angeles, Calif.
- ◆ Serra High

Big body, who could be in the mix for playing time in his second season with the Aztecs ... Enters the season as the co-backup 'T' running back with senior Chance Bell to projected starting senior Greg Bell.

### FRESHMAN (TRUE) SEASON (2020)

Played in one game as a true freshman, recording a 5-yard rush ... Did not travel to each of the first five games ... Made the travel roster for the first time at Colorado on Nov. 28, but did not play ... Had his first collegiate appearance the following week at Colorado State (Dec. 5) where he ran once for five yards ... Traveled, but did not play in the season finale at No. 14/16 Brigham Young.

### HIGH SCHOOL

Was a three-year letter winner at Serra High School in Los Angeles ... According to Max-

Preps, rushed for 1,230 yards and 17 touchdowns on 165 carries (7.5 avg.) over his career, while adding 22 catches for 237 yards (10.8 avg.) and three touchdowns ... Also ran track and field at Serra High ... A three-star recruit by both Rivals and 247sports ... Received a scout grade of 83 by 247sports.

### PERSONAL

Jaylon Ryan Armstead was born May 21, 2001, in Los Angeles ... Son of Dionne Dixon ... Ended up picking the Aztecs over offers from Arizona State, Nevada, UNLV and Northern Arizona ... Is undecided on a major.

### SINGLE-GAME BESTS

**Career Highs:** Carries: 1 vs. Colorado State (12/5/20); Rushing Yards: 5 vs. Colorado State (12/5/20); Long Rush: 5 vs. Colorado State (12/5/20).

## Armstead's Career Statistics

Season	GP	GS	Rushing							Receiving			
			Att.	Yds.	TD	Lg.	Avg.	100+	No.	Yds.	Avg.	TD	Lg.
2020	1	0	1	5	0	5	5.0	0	0	0	0.0	0	0
Career	1	0	1	5	0	5	5.0	0	0	0	0.0	0	0

## 30 → Lucky Avinger



- ◆ Running Back
- ◆ Junior - Redshirt, 6-1, 205
- ◆ Cerritos, Calif.
- ◆ La Habra High/Fullerton College

Younger brother, Noah, is a true freshman cornerback on the Aztecs.

### REDSHIRT SEASON (2020)

Did not play during his first season at San Diego State.

### AT FULLERTON COLLEGE (2018-19)

Played two seasons at Fullerton College ... Rushed for 598 yards and five touchdowns on 128 attempts (4.7 avg.) in 20 games, while adding 16 catches for 74 yards (4.6 avg.) and another score ... Played in 10 games as a freshman in 2018, rushing 57 times for 358 yards (6.3 avg.) and two touchdowns, and adding five receptions for 24 yards (4.8 avg.) and another score ... Best game came in a 33-28 win vs. Ventura on Sept. 29 when he rushed for 123 yards on 17 carries (7.2 avg.) ... In 10 games as a

sophomore in 2019, he ran for 240 yards and three touchdowns on 71 attempts (3.4 avg.), while catching 11 passes for 50 yards (4.5 avg.).

### HIGH SCHOOL

Prepped three years at La Habra High School ... Was voted the team's hardest worker ... Was a scholar-athlete.

### PERSONAL

Winthrop (Lucky) Avinger was born Dec. 23, 1997, in Long Beach, Calif. ... Son of Skinner and Nicole Avinger ... Brother, Noah, is a true freshman cornerback on the Aztecs ... Is majoring in interdisciplinary studies.

Joined the Aztecs for the 2020 season after two years at Fullerton College ... Is from the same high school as former Aztec great run-

ning back Ronnie Hillman ... Enters the 2021 season fourth on the depth chart at 'T' running back.

## 2 → Keshawn Banks



- ◆ Defensive Line
- ◆ Junior - 2 Letters, 6-4, 265
- ◆ Rio Rancho, N.M.
- ◆ Rio Rancho High

Is a two-time all-Mountain West selection, having started each of the last 20 games he has appeared in.

- ◆ 2019 Second-Team All-MW
- ◆ 2020 Honorable Mention All-MW

Talented, defensive end who had a solid 2018 fall camp and played immediately as a true freshman ... Then earned all-Mountain West honors as a sophomore in 2019 and again in 2020 ... Enters the 2021 season as the projected starter at right defensive end.

### SENIOR SEASON (2021)

Has been named a preseason second-team all-Mountain West selection by Lindy's Sports ... Has been rated as "SDSU's fifth-best defensive player" by College Football News and a "player to watch" by Lindy's Sports.

### JUNIOR SEASON (2020)

Was chosen as a honorable-mention all-Mountain West selection by the league's media and coaches ... Was named a presea-

## Banks' Career Game-By-Game

### FRESHMAN (TRUE) SEASON - 2018 GAME-BY-GAME

Date	Opponent	GP	GS	UA	A	TT	TFL	Sk.	Int.	PBU	FF	FR
A.31	at No. 13/13 Stanford	1	0	0	1	1	0.0	0.0	0	0	0	0
S.8	Sacramento State	1	0	0	0	0	0.0	0.0	0	0	0	0
S.15	No. 23/25 Arizona State	1	0	1	0	1	1.0	0.0	0	0	0	0
S.22	Eastern Michigan	1	0	0	1	1	0.0	0.0	0	0	0	0
O.6	at rv/No. 24 Boise State*	1	0	0	2	2	0.0	0.0	0	0	0	0
O.12	Air Force*	1	0	0	1	1	0.0	0.0	0	0	0	0
O.20	San José State*	1	0	0	0	0	0.0	0.0	0	0	0	0
O.27	at Nevada*	--- Did Not Play - Injured ---										
N.3	at New Mexico*	1	0	0	0	0	0.0	0.0	0	0	0	0
N.10	UNLV*	1	0	0	0	0	0.0	0.0	0	0	0	0
N.17	at Fresno State*	1	0	0	0	0	0.0	0.0	0	0	0	0
N.24	Hawai'i	1	0	0	0	0	0.0	0.0	0	0	0	0
D.19	vs. Ohio#	1	0	0	1	1	0.0	0.0	0	0	0	0
<b>2018 SEASON TOTALS</b>		<b>12</b>	<b>0</b>	<b>1</b>	<b>6</b>	<b>7</b>	<b>1.0</b>	<b>0.0</b>	<b>0</b>	<b>0</b>	<b>0</b>	<b>0</b>

son first-team all-Mountain West selection by the league's media, Athlon Sports, Phil Steele Magazine and College Football News ... CFN had him as the "16th-rated player in the MW" and "SDSU's fourth-best defensive player" ... Was listed as "One of SDSU's five-

best returning players" ... Has started the team's first seven games before missing the season finale at No. 14/16 Brigham Young with an injury ... Had 14 tackles (nine solo), including five tackles for loss, a forced fumble, fumble recovery and six quarterback



# Aztec Players



10 BOWL GAME APPEARANCES SINCE 2010 ▶ 21 CONFERENCE CHAMPIONSHIPS

KESHAWN BANKS ◀ PLAYERS

## At A Glance

- ▶ Led the Aztecs with 13.5 tackles for loss as a sophomore in 2019 en route to making the all-Mountain West second team.
- ▶ Was one of three Aztec defensive linemen (all three starters) to earn all-MW honors in 2019, joining Myles Cheatum and Cameron Thomas who were on the first team.
- ▶ Ranked fourth in the MW in 2019 in tackles for loss per game (1.04)

fumble recovery and a game-high-tying two quarterback hurries ... The fumble recovery was the first of his career and led to an Aztec field goal ... Did not record a stat in a start at Nevada on Nov. 21 ... Had a big game in a start at Colorado on Nov. 28 with a career-high six tackles (three solo), including a season-high 1.5 tackles for a loss of 10 yards ... Started against Colorado State on Dec. 5, where he picked up a pair of quarterback hurries ... Missed the game at No. 14/16 Brigham Young with an injury, snapping a streak of 25 straight games played and 20 consecutive starts.



hurries ... Ranked in a tie for eighth in the Mountain West with one fumble recovery ... Started for the 14th straight time in the opener against UNLV on Oct. 24, making five tackles (four solo) with a tackle for loss ... Had one solo tackle in a start at Utah State on Oct. 31, which went down as a 7-yard tackle for loss and forced fumble ... The forced fumble was the first of his career ... Also added a quarterback hurry ... Had a solo tackle (1-yard TFL) and a quarterback hurry in a start against San José State on Nov. 6 ... Had a good all around game vs. Hawai'i on Nov. 14 with one assisted tackle, which went down as half tackle for loss, a

### SOPHOMORE SEASON (2019)

Was named to the all-Mountain West second team as voted on by the league's coaches and media ... Also garnered second-team all-MW honors from Phil Steele Magazine ... Started each of the team's 13 games on the season ... Had 43 tackles (21 solo) on the season, including a team-high 13.5 tackles for loss for 50 yards and 4.5 sacks for 26 yards, a pass breakup and nine quarterback hurries ... Ranked fourth in the Mountain West in tackles for loss per game (1.04) ... Earned the start for the first time of his career in the opener with Weber State, making three tackles (two solo), including 1.5 tackles

### SOPHOMORE SEASON - 2019 GAME-BY-GAME

Date	Opponent	GP	GS	UA	A	TT	TFL	Sk.	Int.	PBU	FF	FR
A.31	Weber State	1	1	2	1	3	1.5	0.0	0	0	0	0
S.7	at UCLA	1	1	1	0	1	1.0	0.0	0	0	0	0
S.14	at New Mexico State	1	1	<b>3</b>	<b>2</b>	<b>5</b>	<b>2.0</b>	<b>2.0</b>	0	<b>1</b>	0	0
S.21	Utah State*	1	1	0	2	2	0.0	0.0	0	0	0	0
O.5	at Colorado State*	1	1	<b>1</b>	<b>4</b>	<b>5</b>	1.5	0.5	0	0	0	0
O.12	Wyoming*	1	1	<b>3</b>	<b>2</b>	<b>5</b>	1.0	0.0	0	0	0	0
O.19	at San José State*	1	1	0	1	1	0.5	0.5	0	0	0	0
O.26	at UNLV*	1	1	1	2	3	1.5	1.5	0	0	0	0
N.9	Nevada*	1	1	1	1	2	0.0	0.0	0	0	0	0
N.15	Fresno State*	1	1	2	3	<b>5</b>	1.0	0.0	0	0	0	0
N.23	at Hawai'i*	1	1	<b>3</b>	<b>1</b>	<b>4</b>	<b>2.0</b>	0.0	0	0	0	0
N.30	Brigham Young	1	1	2	3	<b>5</b>	1.5	0.0	0	0	0	0
D.21	vs. Central Michigan~	1	1	2	0	2	0.0	0.0	0	0	0	0
<b>2019 SEASON TOTALS</b>		<b>13</b>	<b>13</b>	<b>21</b>	<b>22</b>	<b>43</b>	<b>13.5</b>	<b>4.5</b>	<b>0</b>	<b>1</b>	<b>0</b>	<b>0</b>

### JUNIOR SEASON - 2020 GAME-BY-GAME

Date	Opponent	GP	GS	UA	A	TT	TFL	Sk.	Int.	PBU	FF	FR
O.24	UNLV*	1	1	<b>4</b>	1	5	1.0	0.0	0	0	0	0
O.31	at Utah State*	1	1	1	0	1	1.0	0.0	0	0	<b>1</b>	0
N.6	San José State*	1	1	1	0	1	1.0	0.0	0	0	0	0
N.14	Hawai'i*	1	1	0	1	1	0.5	0.0	0	0	0	<b>1</b>
N.21	at Nevada*	1	1	0	0	0	0.0	0.0	0	0	0	0
N.28	at Colorado	1	1	<b>3</b>	<b>3</b>	<b>6</b>	<b>1.5</b>	0.0	0	0	0	0
D.5	Colorado State*	1	1	0	0	0	0.0	0.0	0	0	0	0
D.12	at No. 14/16 Brigham Young	--- Did Not Play - Injured ---										
<b>2020 SEASON TOTALS</b>		<b>7</b>	<b>7</b>	<b>9</b>	<b>5</b>	<b>14</b>	<b>5.0</b>	<b>0.0</b>	<b>0</b>	<b>0</b>	<b>1</b>	<b>1</b>

*Bold indicates season high. \* - Mountain West game. # - 2018 DXL Frisco Bowl (Toyota Stadium; Frisco, Texas). ~ - 2019 New Mexico Bowl (Dreamstyle Stadium; Albuquerque, N.M.).*

for loss for five yards ... Followed with a 4-yard tackle for loss at UCLA in 47 snaps ... Had the best game of his young career at New Mexico State, making five tackles (three solo), including two sacks (and TFL) for 12 yards, with his first career pass breakup ... For his efforts was named to the Pro Football Focus Mountain West Team of the Week for the first time of his career ... The two sacks and two tackles for loss were both a career best ... Made two assisted tackles in a start vs. Utah State, playing 68 of the 77 snaps in the game ... Tied a career high with five stops in 45 snaps in a start at Colorado State, including 0.5 sacks and 1.5 tackles for loss ... Tied a career high with five tackles (three solo) with a tackle for loss in a start vs. Wyoming, playing all the defensive snaps (54) for the first time of his career ... Started again at San José State, making one tackle that went down as a 1/2 sack with Cameron Thomas and adding a quarterback hurry, while playing 46 snaps in the game ... Had another good start at UNLV, making three tackles, including 1.5 sacks (and 1.5 TFL) for eight yards and a quarterback hurry in 67 snaps ... Made two tackles in 49 snaps in a start vs. Nevada ... Made his 10th straight start vs. Fresno State, recording five tackles (two solo) ... Also had a tackle for loss and three quarterback hurries over the 45 snaps ... Had four tackles (three solo) with two tackles for loss of six yards and a pair of quarterback hurries in a start and 57 snaps at Hawai'i ... Had another good game against Brigham Young, making five tackles

(two solo) with 1.5 tackles for loss and a quarterback hurry in 72 snaps ... Had two solo stops in front his hometown in the New Mexico Bowl against Central Michigan across 39 snaps.

### FRESHMAN (TRUE) SEASON (2018)

Played 12 of the team's 13 games on the season as a true freshman, missing the Nevada game with an injury ... Had seven tackles with one tackle for loss and a quarterback hurry ... Played in the opener at No. 13/13 Stanford, making an assisted tackle off the bench in 18 snaps ... Also played in a reserve role against Sacramento State (16 snaps), but did not find the stat sheet ... Had a solo stop against No. 23/25 Arizona State (18 snaps), which went down as a 2-yard loss ... It was the first tackle for loss of his career ... Made an assisted tackle in 15 snaps in a reserve role against Eastern Michigan ... Had a career-best two stops in 20 snaps at rv/No. 24 Boise State ... Played even more the following week against Air Force, making one assisted tackle and adding one quarterback hurry in a career-high 30 snaps in a reserve role ... Was unable to find the stat sheet against San José State ... Did not travel to play at Nevada while in concussion protocol ... Came back to play nine statless snaps at New Mexico, 12 statless snaps vs. UNLV, 11 statless snaps at Fresno State and eight statless snaps vs. Hawai'i ... Had an assisted tackle in 23 snaps vs. Ohio in the DXL Frisco Bowl.

AZTEC FOOTBALL MEDIA GUIDE

# Aztec Players



10 BOWL GAME APPEARANCES SINCE 2010 ► 21 CONFERENCE CHAMPIONSHIPS

## HIGH SCHOOL

Three-year letter winner at Rio Rancho High School in Rio Rancho, N.M., in the Albuquerque area ... Led the Rams to a 13-0 record and state championship in 2016, and a 9-3 mark in 2017 ... Had 133 tackles over his three years according to MaxPreps, including 37 tackles for loss, 18 sacks, eight

pass deflections, three forced fumbles, three fumble recoveries and an interception ... Registered 55 tackles, 20 TFL, 10 sacks, four pass deflections, a forced fumble and two recoveries as a senior in 2017 ... Played in the North-South all-star game ... Earned all-state, all-metro and all-district accolades,

and was named the metro defensive player of the year ... A three-star recruit by 247sports and a two-star recruit from Rivals ... Rated as the third-best recruit in New Mexico by 247sports ... Also lettered for three years with the basketball team and twice on the track and field squad.

## SINGLE-GAME BESTS

**Career Highs:** **Tackles:** 6 at Colorado (11/28/20); **Tackles For Loss:** 2.0 at Hawaii (11/23/19), at New Mexico State (9/14/19); **Sacks:** 2.0 at New Mexico State (9/14/19); **Pass Breakups:** 1 at New Mexico State (9/14/19); **Forced Fumbles:** 1 at Utah State (10/31/20); **Fumble Recoveries:** 1 vs. Hawaii (11/14/20).

## PERSONAL

Keshawn Duvall Banks was born Dec. 21, 1999, in Albuquerque, N.M. ... Son of Jacinda Baker and Gary Allison (stepdad) ... Picked the Aztecs over Colorado State, Wyoming, UNLV, New Mexico and New Mexico State ... Is majoring in interdisciplinary studies.

## Banks' Career Statistics

Season	GP	GS	UA	A	TT	TFL	Sk	Int.	PBU	FF	FR
2018	12	0	1	6	7	1.0	0.0	0	0	0	0
2019	13	13	21	22	43	13.5	4.5	0	1	0	0
2020	7	7	9	5	14	5.0	0.0	0	0	1	1
<b>Career</b>	<b>32</b>	<b>20</b>	<b>31</b>	<b>33</b>	<b>64</b>	<b>19.5</b>	<b>4.5</b>	<b>0</b>	<b>1</b>	<b>2</b>	<b>1</b>

# 27 → Cedarious Barfield



- ◆ Safety
- ◆ Junior - 2 Letters, 5-11, 195
- ◆ El Paso, Texas
- ◆ El Dorado High

Started the first four games last year at at boundary cornerback.

## At A Glance

► Started the first four games of the 2020 season at boundary cornerback, recording 12 tackles (nine solo), two tackles for loss and a pass breakup as the Aztecs started out 3-1.

► Made the move to safety in the spring campaign and is expected to start at boundary warrior now in is third year with the program.

A physical DB who made the move to safety from cornerback in the spring season ... In 2019 worked behind All-American Luq Barcoo and all-Mountain West performer Darren Hall at cornerback ... Mainly was on special teams in 2019, only seeing defensive action late in the bowl game ... Enters the 2021 season as the projected starting boundary warrior.

## SOPHOMORE SEASON (2020)

Started four games at boundary cornerback and played in seven of eight, registering 13 tackles (nine solo), including two tackles for

loss, and a pass breakup ... Started for the first time of his career against UNLV on Oct. 24, coming up with four stops (three solo), two tackles for loss and a pass breakup ... Started for the second straight game at Utah State on Oct. 31, recording four tackles (three solo) ... Earned a third straight start at San José State on Nov. 6, recording four tackles (three solo) ... Started again against Hawaii on Nov. 14 without recording a stat ... Came off the bench for the first time of the season at Nevada on Nov. 21, making one assisted stop ... Played on special teams at Colorado on Nov. 28 without recording a stat ... Did not play against Colorado State on Dec. 5 for the first time of the season ... Logged statless times on special teams at No. 14/16 Brigham Young.

## FRESHMAN SEASON (2019)

Played in nine games on the season, mostly on special teams ... Finished with one pass breakup ... Made his collegiate debut on special teams at UCLA on Sept. 7 ... Also played on special teams at New Mexico State, vs. Utah State, at Colorado State, vs. Wyoming, at San Jose State, at UNLV, vs.

## Barfield's Career Game-By-Game

### FRESHMAN SEASON - 2019 GAME-BY-GAME (STATS ONLY)

Date	Opponent	GP	GS	UA	A	TT	TFL	Sk.	Int.	PBU	FF	FR
D.21	vs. Central Michigan~	1	0	0	0	0	0.0	0	0	1	0	0
<b>2019 SEASON TOTALS</b>		<b>9</b>	<b>0</b>	<b>0</b>	<b>0</b>	<b>0</b>	<b>0.0</b>	<b>0</b>	<b>0</b>	<b>1</b>	<b>0</b>	<b>0</b>

### SOPHOMORE SEASON - 2020 GAME-BY-GAME

Date	Opponent	GP	GS	UA	A	TT	TFL	Sk.	Int.	PBU	FF	FR
O.24	UNLV*	1	1	3	1	4	2.0	0.0	0	1	0	0
O.31	at Utah State*	1	1	3	1	4	0.0	0.0	0	0	0	0
N.6	San José State*	1	1	3	1	4	0.0	0.0	0	0	0	0
N.14	Hawaii*	1	1	0	0	0	0.0	0.0	0	0	0	0
N.21	at Nevada*	1	0	0	1	1	0.0	0.0	0	0	0	0
N.28	at Colorado	1	0	0	0	0	0.0	0.0	0	0	0	0
D.5	Colorado State*	--- Did Not Play ---										
D.12	at No. 14/16 Brigham Young	1	0	0	0	0	0.0	0.0	0	0	0	0
<b>2020 SEASON TOTALS</b>		<b>7</b>	<b>4</b>	<b>9</b>	<b>4</b>	<b>13</b>	<b>2.0</b>	<b>0.0</b>	<b>0</b>	<b>1</b>	<b>0</b>	<b>0</b>

*Bold indicates season high. \* - Mountain West game. ~ - 2019 New Mexico Bowl (Dreamstyle Stadium; Albuquerque, N.M.).*

Brigham Young and against Central Michigan in the New Mexico Bowl ... Played snaps late in the bowl game, nearly coming up with an interception, but settling for a pass breakup ... Did not play in the opener vs. Weber State, and in games vs. Nevada, vs. Fresno State and at Hawaii.

## REDSHIRT SEASON (2018)

Redshirted his first season at SDSU.

## HIGH SCHOOL

A three-year letter winner at El Dorado High School in El Paso, Texas ... Played on four district championship teams ... Played a bit of everything at El Dorado HS, including quarterback, wide receiver, cornerback, kick returner, punt returner and punter ... Was 369-for-602 (61.3 pct.) over his three seasons at quarterback for 59 touchdowns against just eight interceptions, while rushing for 3,760 yards and 58 touchdowns on 358 attempts (10.5 avg.), according to MaxPreps ... Threw for 2,220 yards and 23 touchdowns in 2017, and rushed for 1,668 yards and 28 touchdowns on 166 carries (10.0 avg.) ... In 2016, threw for 3,069 yards and 33 touch-

downs, and rushed for 1,582 yards and 22 scores on 134 attempts (11.8 avg.) ... Was a second-team all-state selection, a two-time 6A MVP and the El Paso Times MVP ... A three-star recruit by both Rivals and 247sports ... Also lettered on the basketball team and track and field team ... Made the all-defensive team in basketball ... Was all-region choir and an all-academic pick in both football and basketball.

## PERSONAL

Cedarious E. Barfield was born Feb. 14, 2000 ... Son of Cedric and Ellashia Barfield ... Chose San Diego State over offers from New Mexico, Southern Miss, UTEP, Air Force, Navy, Army West Point, New Mexico State and North Dakota ... Is majoring in computer science.

## SINGLE-GAME BESTS

**Career Highs:** **Tackles:** 4 vs. San José State (11/6/20), at Utah State (10/31/20), vs. UNLV (10/24/20); **Tackles For Loss:** 2.0 vs. UNLV (10/24/20); **Pass Breakups:** 1 vs. UNLV (10/24/20), vs. Central Michigan (12/21/19)


## Barfield's Career Statistics

Season	GP	GS	UA	A	TT	TFL	Sk	Int.	PBU	FF	FR
2019	9	0	0	0	0	0.0	0.0	0	1	0	0
2020	7	4	9	4	13	2.0	0.0	0	1	0	0
<b>Career</b>	<b>16</b>	<b>4</b>	<b>9</b>	<b>4</b>	<b>13</b>	<b>2.0</b>	<b>0.0</b>	<b>0</b>	<b>2</b>	<b>0</b>	<b>0</b>





## 21 → Chance Bell



- ◆ Running Back
- ◆ Senior - 3 Letters, 5-10, 185
- ◆ Burbank, Calif.
- ◆ John Burroughs High

Became the 79th different 100-yard rusher in program history with 116 yards at New Mexico State on Sept. 14, 2019.

### At A Glance

▶ Ran for 81 yards on 15 carries in his first career game played on Oct. 20, 2018 vs. San José State, the most rushing yards by an Aztec in a collegiate debut since Lynnell Hamilton ran for 113 yards on 23 attempts on Aug. 30, 2003 vs. Eastern Washington.

▶ Logged his first career 100-yard rushing game with 116 yards at New Mexico State on Sept. 14, 2019. Coupled with Jordan Byrd's 118 yards, became the 21st different combination of 100-yard rushers in the same game in program history and 30th game overall with multiple Aztec 100-yard rushers.

▶ In his 116-yard rushing game, 115 came over the final three quarters.

Speedy, shifty back with a great first step ... Always runs the ball hard ... Enters the season as the co-backup "T" running back to Greg Bell.

#### SENIOR SEASON (2021)

Has been named a "player to watch" by Lindy's Sports.

#### JUNIOR SEASON (2020)

Was rated as "SDSU's fifth-best offensive player" by College Football News in the pre-season ... Played in seven games with one start, missing the season finale at No. 14/16 Brigham Young with an injury ... Rushed 56 times for 273 yards (4.9 avg.) with three touchdowns and a long run of 30 yards ... Also had three catches for 26 yards (8.7 avg.) with a long of 14 yards and a 7-yard kick return ... Had a good opener against UNLV on Oct. 24, rushing seven times for 40 yards (5.7 avg.) with two touchdowns on rushes of five yards (second quarter) and 19 yards (fourth quarter) ... Had multiple touchdowns for the first time of his career ... Ran for 98 yards on just 10 carries (9.8 avg.) with a touchdown at Utah State on Oct. 31, just missing out on his second career 100-yard rushing game ... The 27-yard touchdown came on a fourth-and-1 situation ... The touchdown was his third of the season and fifth of his career ... Had a career-long 30-yard run in the game ... Ran seven times for



### C. Bell's Career Game-By-Game

#### FRESHMAN SEASON - 2018 GAME-BY-GAME / RUSHING

Date	Opponent	GP	GS	No.	Yds.	Avg.	Lg.	TD	TD Lengths
A.31	at No. 13/13 Stanford			---	Did Not Play	---			
S.8	Sacramento State			---	Did Not Play	---			
S.15	No. 23/25 Arizona State			---	Did Not Play	---			
S.22	Eastern Michigan			---	Did Not Play	---			
O.6	at rv/No. 24 Boise State*			---	Did Not Play	---			
O.12	Air Force*			---	Did Not Play	---			
O.20	San José State*	1	0	15	81	5.40	20	0	
O.27	at Nevada*	1	0	15	78	5.20	16	0	
N.3	at New Mexico*	1	1	7	23	3.29	9	0	
N.10	UNLV*	1	0	3	7	2.33	8	0	
N.17	at Fresno State*			---	Did Not Play	---			
N.24	Hawai'i*			---	Did Not Play	---			
D.23	vs. Ohio#	1	0	0	0	0.00	0	0	
<b>2018 SEASON TOTALS</b>		<b>5</b>	<b>1</b>	<b>40</b>	<b>189</b>	<b>4.73</b>	<b>20</b>	<b>0</b>	

#### SOPHOMORE SEASON - 2019 GAME-BY-GAME / RUSHING

Date	Opponent	GP	GS	No.	Yds.	Avg.	Lg.	TD	TD Lengths
A.31	Weber State	1	0	3	18	6.00	11	0	
S.7	at UCLA	1	0	3	1	0.33	3	0	
S.14	at New Mexico State	1	0	17	116	6.82	22	1	18
S.21	Utah State*	1	0	18	63	3.50	12	0	
O.5	at Colorado State*	1	0	3	13	4.33	8	0	
O.12	Wyoming*			---	Did Not Play - Injured	---			
O.19	at San José State*	1	0	8	45	5.63	11	0	
O.26	at UNLV*	1	0	4	11	2.75	6	0	
N.9	Nevada*	1	0	11	40	3.64	10	1	3
N.15	Fresno State*	1	0	14	52	3.71	20	0	
N.23	at Hawai'i*	1	0	4	8	2.00	6	0	
N.30	Brigham Young*	1	0	3	6	2.00	2	0	
D.21	vs. Central Michigan~	1	0	1	11	11.00	11	0	
<b>2019 SEASON TOTALS</b>		<b>12</b>	<b>0</b>	<b>89</b>	<b>384</b>	<b>4.31</b>	<b>22</b>	<b>2</b>	

#### JUNIOR SEASON - 2020 GAME-BY-GAME / RUSHING

Date	Opponent	GP	GS	No.	Yds.	Avg.	Lg.	TD	TD Lengths
O.24	UNLV*	1	0	7	40	5.71	19	2	3, 19
O.31	at Utah State*	1	0	10	98	9.80	30	1	27
N.6	San José State*	1	0	7	18	2.57	11	0	
N.14	Hawai'i*	1	0	9	47	5.22	27	0	
N.21	at Nevada*	1	0	11	42	3.82	13	0	
N.28	at Colorado	1	0	5	4	0.80	8	0	
D.5	Colorado State*	1	1	7	24	3.43	6	0	
D.12	at No. 14/16 Brigham Young			---	Did Not Play - Injured	---			
<b>2020 SEASON TOTALS</b>		<b>7</b>	<b>1</b>	<b>56</b>	<b>273</b>	<b>4.88</b>	<b>30</b>	<b>3</b>	

*Bold indicates season high. \* - Mountain West game. # - 2018 DXL Frisco Bowl (Toyota Stadium; Frisco, Texas). ~ - 2019 New Mexico Bowl (Dreamstyle Stadium; Albuquerque, N.M.).*

18 yards (2.6 avg.) with a long of 11 yards in snaps off the bench vs. San José State on Nov. 6 ... Had 47 yards on nine carries (5.2 avg.) against Hawai'i on Nov. 14 with a long run of 27 yards ... Also added a 14-yard catch, his first of the season ... Came off the bench for a team-high 42 yards on 11 carries (3.8 avg.) at Nevada on Nov. 21 with a long run of 13 yards ... Also had a 3-yard catch ... Ran five times for four yards (0.8 avg.) with a long run of eight yards in a reserve role at Colorado on Nov. 28, while adding a 9-yard catch ... Started for the first time of the season against Colorado State on Dec. 5, second time of his career and first since Nov. 3, 2018 at New Mexico ... Ran seven times for 24 yards (3.4 avg.) and added a 7-yard re-

turn on a squib kickoff ... Did not travel for the season finale at No. 14/16 Brigham Young because of an injury.

#### SOPHOMORE SEASON (2019)

Played in 12 of the 13 games off the bench ... Rushed 89 times for 384 yards (4.3 avg.) with two touchdowns and a long run of 22 yards ... Also had 12 catches for 77 yards (6.4 avg.) with a long of 21 yards ... Made the most of his 12 snaps in the opener vs. Weber State, rushing for 18 yards on three carries (6.0 avg.) with a long of 11 yards ... Ran three times for one yard (0.3 avg.) at UCLA ... Had the best game of his career at New Mexico State when he carried 17 times for 116 yards (6.8 avg.) and his first career



## Chance Bell - Inside The Numbers

### MOST RUSHING YARDS IN FIRST CAREER DIVISION I GAME BY AN AZTEC IN MOUNTAIN WEST ERA (SINCE 1999)\*

Rk.	Name	Date / Opponent	Att.	Yards
1.	Lynell Washington	Aug. 30, 2003 vs. Eastern Washington	23	<b>113</b>
2.	► <b>Chance Bell</b>	<b>Oct. 20, 2018 vs. San José State</b>	<b>15</b>	<b>81</b>
3.	Alex Thompson	Sept. 4, 2004 vs. Idaho State	14	<b>74</b>
4.	Ronnie Hillman	Sept. 4, 2010 vs. Nicholls	15	<b>65</b>
5.	Kevin O'Connell	Sept. 4, 2004 vs. Idaho State	7	<b>54</b>

\* First career game played, not first career carry

### SDSU'S LAST EIGHT 100-YARD RUSHERS (FIRST 100-YARD GAME ONLY)

No*	Name	Date	Opponent	Score	Yards
80	Greg Bell	Oct. 24, 2020	UNLV	W, 34-6	111
79	► <b>Chance Bell</b>	<b>Sept. 14, 2019</b>	<b>at New Mexico State</b>	<b>W, 31-10</b>	<b>116</b>
78	Jordan Byrd	Sept. 14, 2019	at New Mexico State	W, 31-10	118
77	Chase Jasmin	Sept. 15, 2018	No. 23/25 Arizona State	W, 28-21	112
76	Juwan Washington	Oct. 28, 2016	at Utah State	W, 40-13	137
75	Rashaad Penny	Oct. 8, 2016	UNLV	W, 26-7	110
74	Chase Price	Oct. 10, 2014	at New Mexico	W, 24-14	141
73	Donnel Pumphrey	Sept. 28, 2013	at New Mexico State	W, 26-16	167

\* No. indicates number of 100-yard rusher in program history

touchdown ... Became the 79th different 100-yard rusher in program history (after Jordan Byrd broke 100 yards earlier in the game) ... The 17 carries were a then career high ... Had a career-long 22-yard run ... 115 of his 116 yards came in the final three quarters ... His first career touchdown - an 18-yarder - were the final points of the game ... Ran for a team-high 63 yards on a career-best 18 carries (3.5 avg.) in 49 snaps vs. Utah State ... Also had career highs of three catches and 31 yards, with a then career-long grab of 20 yards ... Was only on the field for 10 snaps off the bench at Colorado State, but still rushed three times for 13 yards (4.3 avg.) and added two catches for six yards (3.0 avg.) ... Did not play against Wyoming because of an injury ... Had a productive game in just 11 snaps at San José State, rushing eight times for 45 yards (5.6 avg.) with a long of 11 yards ... Played 10 snaps at UNLV, rushing four times for 11 yards (2.8 avg.) and adding a 2-yard grab ... Ran for 40 yards on 11 carries (3.6 avg.) against Nevada, including a 3-yard touchdown, in 19 snaps ... The touchdown was his second of the season and second of his career ... Carried 14 times for 52 yards (3.7 avg.) in 30 snaps vs. Fresno State, while adding three catches (tied a career high) for a career-best 33 yards with a career-long catch of 31 yards ... Ran for eight yards on four attempts (2.0 avg.) in 12 offensive snaps at Hawai'i ...

Made the most of his eight snaps against Brigham Young, rushing three times for six yards (2.0 avg.) and adding two receptions for seven yards (3.5 avg.) ... Made the most of his three snaps vs. Central Michigan in the New Mexico Bowl with a 11-yard rush and a catch for (minus)-2 yards, before exiting the game early with an injury.

### FRESHMAN SEASON (2018)

Played in five games on the season with one start ... Rushed 40 times for 189 yards (4.7 avg.) with a long of 20 yards ... Also had three catches for 34 yards (11.3 avg.) with a long of 14 yards ... Did not play the first six games of the season ... Logged his first career snaps (20) against San José State, rushing 15 times for 81 yards (5.4 avg.) with a long of 20 yards ... Followed up with another good effort at Nevada, where he carried 15 times for 78 yards (5.2 avg.) with a long run of 16 yards ... Also recorded his first two career catches for 21 yards (10.5 avg.) with a long grab of 14 yards ... Logged his first career start at New Mexico, rushing seven times for 23 yards (3.3 avg.) with a long of nine yards ... Ran three times for seven yards (2.3 avg.) with a long of eight yards off the bench against UNLV, while adding a 13-yard catch ... Did not play at Fresno State or against Hawai'i ... Played three statless snaps off the bench vs. Ohio in the DXL Frisco Bowl.



### REDSHIRT SEASON (2017)

Redshirted this first season on The Mesa, learning behind consensus first-team All-American Rashaad Penny.

### HIGH SCHOOL

Three-year letter winner at John Burroughs High School in Burbank, Calif. ... Had an outstanding career, totaling 4,525 yards and 59 touchdowns on 605 carries (7.5 avg.) in 31 games (146.0 per game average), according to MaxPreps ... Ran for at least 1,000 yards in all three varsity seasons, including 2,023 yards and 27 touchdowns in 2016, 1,378 yards and 23 scores in 2015 and 1,124 yards and nine touchdowns in 2014 ... Had 100-plus yards in 15 of his 31 games ... Also caught 21 passes over his career for 261 yards and two touchdowns ... Was a two-time all-CIF selection and a two-time first-team all-area pick ... Was named the 2016 Pacific League Offensive Player of the year and the 2015 Pacific League Player of the Year ... Also was a three-time first-team all-league honoree ... Had the most running yards ever at John Burroughs HS and in the city of Burbank ... A consensus three-star recruit by Rivals, ESPN, 247sports and Scout ... Received a grade of 80 by 247sports and a mark of 71 by ESPN ... Scout ranked him as the sixth-best running back in talent-rich California in the 2017 recruiting class ... Also competed on the track and field team at John Burroughs HS.

### PERSONAL

Chance Leon Bell was born Aug. 2, 1999, in Northridge, Calif. ... Son of Diondre and Cindy Bell ... Chose San Diego State over other offers from Washington State, Illinois, Iowa State, Air Force, New Mexico, Utah State, Hawai'i, Idaho, Eastern Washington, Northern Arizona, Northern Colorado and Southern Utah ... Is working on a master's degree in counseling after majoring in communications earlier.

### SINGLE-GAME BESTS

**Career Highs:** **Carries:** 18 vs. Utah State (9/21/19); **Rushing Yards:** 116 at New Mexico State (9/14/19); **Rushing Touchdowns:** 2 vs. UNLV (10/24/20); **Long Rush:** 30 at Utah State (10/31/20); **Receptions:** 3 vs. Fresno State (11/15/19), vs. Utah State (9/21/19); **Receiving Yards:** 33 vs. Fresno State (11/15/19); **Long Reception:** 21 vs. Fresno State (11/15/19); **Kick Returns:** 1 vs. Colorado State (12/5/20); **Kick Return Yards:** 7 vs. Colorado State (12/5/20); **Long Kick Return:** 7 vs. Colorado State (12/5/20); **All-Purpose Yards:** 116 at New Mexico State (9/14/19); **Total Touchdowns:** 2 vs. UNLV (10/24/20).

## C. Bell's Career Statistics

Season	GP	GS	Rushing					Receiving					
			Att.	Yds.	TD	Lg.	Avg.	100+	No.	Yds.	Avg.	TD	Lg.
2018	5	1	40	189	0	20	4.7	0	3	34	11.3	0	14
2019	12	0	89	384	2	22	4.3	1	12	77	6.4	0	21
2020	7	1	56	273	3	30	4.9	0	3	26	8.7	0	14
<b>Career</b>	<b>24</b>	<b>2</b>	<b>185</b>	<b>846</b>	<b>5</b>	<b>30</b>	<b>4.6</b>	<b>1</b>	<b>18</b>	<b>137</b>	<b>7.6</b>	<b>0</b>	<b>21</b>





## 22 → Greg Bell



- ◆ Running Back
- ◆ Senior - 1 Letter, 6-0, 200
- ◆ Chula Vista, Calif.
- ◆ Bonita Vista High/Nebraska

Became the first in program history to begin his Aztec career with three (and four) straight 100-yard rushing games.

### ◆ 2020 Second-Team All-MW

### At A Glance

- ▶ Is on the preseason Maxwell Award Watch List for the college player of the year.
- ▶ Has five career 100-yard games in 11 career Division I appearances, including four in seven games while at San Diego State.
- ▶ Is one of 10 Aztecs in program history with at least four straight 100-yard rushing games.
- ▶ Became the first Aztec with four consecutive 100-yard rushing games in 2021 since Rashaad Penny closed his collegiate career with five straight in 2017.

Came to San Diego State with one year of eligibility in 2020 and three years of collegiate experience, but got another year because of NCAA's rules on the Covid-shortened season last year ... Plays bigger than his 6-0 frame ... Did not play in 2019 after suffering an eye injury before arriving at San Diego State ... Has five career 100-yard games in 11 career Division I games ... Is one of 10 Aztecs in program history with at least four straight 100-yard rushing games ... Enters the season as the projected starting "T" running back.

#### \*SENIOR\* SEASON (2021)

Has already received numerous preseason accolades, including being named to the Maxwell Award Watch List (college player of the year) and the Reese's Senior Bowl Watch List ... Also is a preseason second-team all-Mountain West selection by Phil Steele Magazine, Athlon Sports and Lindy's Sports, and a third-team pick by Pro Football Focus ... College Football News deemed him "SDSU's second-best offensive player" and a "player to watch" by Lindy's Sports.

#### SENIOR SEASON (2020)

Had an outstanding first season, including being named a second-team all-Mountain

West selection by the league's coaches and media ... Started four times and played in seven of the team's eight games, but missed most of three-game stretch in November, including all of the Colorado game on Nov. 28 ... Rushed for 637 yards on 113 attempts (5.6 avg.) with six touchdowns, while adding 11 catches for 114 yards (10.4 avg.) and another score ... Became the first player in program history to begin his Aztec career with three straight (and four straight) 100-yard rushing games ... Ranked second in the Mountain West in both rushing yards per game (91.00, 34th in FBS) and rushing yards (637, 63rd in FBS) despite missing most of three games (28 yards on 10 attempts while battling an injury suffered on SDSU's third offensive play at Nevada on Nov. 21, missed next game at Colorado (Nov. 28) before playing only two snaps against Colorado State (Dec. 5), rushing once for four yards ... Also was third in the league in rushing yards per carry (5.64, 41st in FBS), fourth in rushing attempts per game (16.14, 37th in FBS), tied for fourth in rushing touchdowns (6, T-75th in FBS), tied for sixth in total touchdowns (7) and tied for ninth in points per game (6.00) ... Made his Aztec debut against UNLV on Oct. 24, rushing for 111 yards and a touchdown on 19 carries (5.8 avg.) ... Became SDSU's 80th different 100-yard rusher in program history ... It was also SDSU's 17th 100-yard rushing game in a season opener in its Division I era (since 1969) ... Both his 111 yards and 19 attempts were then career highs ... His first career touchdown came in his fifth career Division I game ... Had another good game at Utah State on Oct. 31, rushing for 157 yards on 22 attempts (7.1 avg.) and a touchdown, while adding two catches for 29 yards and a touchdown ... Recorded his second straight 100-yard rushing game as an Aztec ... The 157 rushing yards were the most by an Aztec since Juwan Washington had 158 against Hawai'i on Nov. 24, 2018 ... Ran for 109 yards and a touchdown on 25 attempts against San José State in his first start as an Aztec on Nov. 6, while adding six receptions for 34 yards ... Became the first player in program history to record three consecutive 100-yard rushing games to begin his Aztec career ... Also became the first Aztec with

### G. Bell's Career Game-By-Game

#### JUNIOR SEASON - 2018 GAME-BY-GAME / RUSHING

Date	Opponent	GP	GS	No.	Yds.	Avg.	Lg.	TD	TD Lengths
S.8.	Colorado	1	1	13	<b>104</b>	<b>8.00</b>	<b>45</b>	0	
S.15	Troy	1	1	<b>14</b>	64	4.00	14	0	
S.22	at No. 19 Michigan\$	1	1	6	3	0.50	4	0	
S.29	Purdue\$	1	0	2	2	1.00	2	0	
<b>2018 SEASON TOTALS</b>		<b>4</b>	<b>3</b>	<b>35</b>	<b>173</b>	<b>4.94</b>	<b>45</b>	<b>0</b>	

#### SENIOR SEASON - 2020 GAME-BY-GAME / RUSHING

Date	Opponent	GP	GS	No.	Yds.	Avg.	Lg.	TD	TD Lengths
O.24	UNLV*	1	0	19	111	5.84	30	1	3
O.31	at Utah State*	1	0	22	157	7.14	30	1	6
N.6	San José State*	1	1	<b>25</b>	109	4.36	13	1	5
N.14	Hawai'i*	1	1	19	<b>160</b>	<b>8.42</b>	<b>62</b>	<b>2</b>	<b>62, 3</b>
N.21	at Nevada*	1	1	10	28	2.80	14	1	2
N.28	at Colorado	--- Did Not Play - Injured ---							
D.5	Colorado State*	1	0	1	4	4.00	4	0	
D.12	at No. 14/16 Brigham Young	1	1	17	68	4.00	22	0	
<b>2020 SEASON TOTALS</b>		<b>7</b>	<b>4</b>	<b>113</b>	<b>637</b>	<b>5.64</b>	<b>62</b>	<b>2</b>	

Bold indicates season high. \$ - Big Ten game. \* - Mountain West game.





## Greg Bell - Inside The Numbers

### MOST RUSHING YARDS IN FIRST FOUR GAMES OF A SEASON BY AN AZTEC

Rk.	Name	Dates	Attempts	Yards
1.	Marshall Faulk	Sept. 5-Oct. 3, 1992	110	837
2.	Donnel Pumphrey	Sept. 3-Oct. 1, 2016	98	750
3.	Rashaad Penny	Sept. 2-23, 2017	91	716
4.	Jim Allison	Sept. 19-Oct. 10, 1964	80	681
5.	Marshall Faulk	Sept. 8-26, 1991	88	618
6.	Ronnie Hillman	Sept. 3-24, 2011	98	606
7.	▶ Greg Bell	Oct. 24-Nov. 14, 2020	85	537

### AZTECS WITH AT LEAST FOUR STRAIGHT 100-YARD RUSHING GAMES

Name	Years at SDSU	Longest Streak	No. of 4+ 100-yd Streaks
▶ Greg Bell	2020	4	1
Rashaad Penny	2014-15-16-17	6	2
Donnel Pumphrey	2013-14-15-16	9	3
Adam Muema	2011-12-13	4	1
Ronnie Hillman	2010-11	6	1
Larry Ned	1998-99-00-01	4	1
George Jones	1995-96	8	1
Marshall Faulk	1991-92-93	10	1
David Turner	1976-77	4	1

### SDSU'S LAST EIGHT 100-YARD RUSHERS (FIRST 100-YARD GAME ONLY)

No.*	Name	Date	Opponent	Score	Yards
80	▶ Greg Bell	Oct. 24, 2020	UNLV	W, 34-6	111
79	Chance Bell	Sept. 14, 2019	at New Mexico State	W, 31-10	116
78	Jordan Byrd	Sept. 14, 2019	at New Mexico State	W, 31-10	118
77	Chase Jasmin	Sept. 15, 2018	No. 23/25 Arizona State	W, 28-21	112
76	Juwan Washington	Oct. 28, 2016	at Utah State	W, 40-13	137
75	Rashaad Penny	Oct. 8, 2016	UNLV	W, 26-7	110
74	Chase Price	Oct. 10, 2014	at New Mexico	W, 24-14	141
73	Donnel Pumphrey	Sept. 28, 2013	at New Mexico State	W, 26-16	167

\* No. indicates number of 100-yard rusher in program history



three straight 100-yard rushing games since Juwan Washington from Aug. 31-Sept. 15, 2018 ... Set career highs in rushing attempts (25), receptions (6) and receiving yards (34) ... Ran for a career-high 160 yards and two touchdowns on 19 attempts (8.4 avg.) in a second straight start vs. Hawai'i on Nov. 14 ... Extended his program record to four consecutive 100-yard rushing games to begin his Aztec career ... Became the first Aztec with four straight 100-yard rushing games since Rashaad Penny closed his collegiate career with five straight in the final five games of 2017 ... Is now one of 10 Aztecs in program history with at least four straight 100-yard rushing games ... Had his first career game with multiple rushing touchdowns ... Had a career-long 62-yard run in the game ... Also added a 9-yard catch ... Ran for 28 yards on 10 attempts (2.8 avg.) with a touchdown, while battling an injury on

SDSU's third offensive play of the game at Nevada on Nov. 21 ... Scored his sixth rushing touchdown this season (and career) and seventh overall (and career) ... Traveled for the road game at Colorado on Nov. 28, but did not play because of the injury ... Played only two snaps off the bench against Colorado State on Dec. 5, rushing once for four yards before exiting with the same injury ... Returned somewhat healthy to start the following week (Dec. 12) at No. 14/16 Brigham Young, rushing 17 times for 68 yards (4.0 avg.) and adding two receptions for a career-high 42 yards (21.0 avg.) with a long of 28 yards.

#### AT NEBRASKA (2018)

Played in each of the first four games with the Cornhuskers, starting the first three ... Ran for 173 yards on 35 carries (4.9 avg.), while adding four catches for 14 yards (3.5

avg.) ... Opened his Division I career with 104 yards on 13 rushes (8.0 avg.) against Colorado and followed with 64 yards on 14 attempts (4.6 avg.) vs. Troy ... Ended up electing to transfer after the four games.

#### PERSONAL

Greg Alonzo Bell III was born June 16, 1998 in San Diego ... Son of Gregory Bell and Erica Williams ... Is majoring in social science.

#### AT ARIZONA WESTERN CC (2016-17)

Was a first-team junior college All-American in each of his two seasons at Arizona Western Community College, where he led the team to a 20-2 record ... Ran for 2,404 yards with 18 touchdowns over his two seasons, averaging 6.3 yards per carry ... Had 1,217 rushing yards and 11 touchdowns in 2017 and 1,187 yards and seven scores in 2016 ... Picked Nebraska out of AWCC over offers from Arizona, Arizona State, Utah, Missouri, Louisville, Boise State, Fresno State, Louisiana Tech, New Mexico and UTSA, according to Rivals ... Was a four-star recruit by ESPN and Rivals, and a three-star recruit by 247sports.

#### SINGLE-GAME BESTS

**Career Highs:** Carries: 25 vs. San José State (11/6/20); Rushing Yards: 160 vs. Hawai'i (11/14/20); Rushing Touchdowns: 2 vs. Hawai'i (11/14/20); Long Rush: 62 vs. San José State (11/6/20); Receptions: 42 at No. 14/16 Brigham Young (12/12/20); Receiving Touchdowns: 1 at Utah State (10/31/20); Long Reception: 29 at Utah State (10/31/20); All-Purpose Yards: 186 at Utah State (10/31/20); Total Touchdowns: 2 vs. Hawai'i (11/14/20), at Utah State (10/31/20).

#### HIGH SCHOOL

Prepped a nearby Bonita Vista High School, where he led the squad to its first section title in school history ... As a senior in 2015, ran for 2,632 yards and 34 touchdowns.

## G. Bell's Career Statistics

Season	GP	GS	Rushing					Receiving					
			Att.	Yds.	TD	Lg.	Avg.	100+	No.	Yds.	Avg.	TD	Lg.
2018*	4	3	35	173	0	45	4.9	1	4	14	3.5	0	6
2020	7	4	113	637	6	62	5.6	4	11	114	10.4	1	29
Career	11	7	148	810	6	62	5.5	5	15	128	8.5	1	29

\* at Nebraska





## 88 → Daniel Bellinger



- ◆ Tight End
- ◆ Senior - 3 Letters, 6-6, 255
- ◆ Las Vegas, Nev.
- ◆ Palo Verde High

Has played in each of the last 30 games, including the final nine as a true freshman in 2018.

- ◆ 2020 Honorable Mention All-MW
- ◆ Three-time MW Scholar-Athlete (2018-20)
- ◆ Three-time MW Fall All-Academic Team (2018-20)

Tall, lanky tight end who continues to get bigger in the weight room ... Played more as the season wore on in 2018 as a true freshman and was routinely used in big packages ... Then had productive 2019 and 2020 campaigns ... Has started 17 straight games at tight end ... Enters the 2021 season as the projected starting "Y" tight end.

### At A Glance

- ▶ Has started 17 straight games at tight end and has a catch in 17 of his last 21.
- ▶ Has been named to the Mackey Award Watch List (outstanding collegiate tight end) for each of the last two seasons (2020-21).
- ▶ Has a twin sister, Elizabeth.

### SENIOR SEASON (2021)

Has been named to the Mackey Award Watch List for the outdadding collegiate tight end for the second straight season ... Also is on the Reese's Senior Bowl Watch List ... Also has been named a preseason fourth-team all-Mountain West selection by Phil Steele Magazine ... Is listed as "SDSU's third-best offensive player" by College Football News.



## Bellinger's Career Game-By-Game

### FRESHMAN SEASON - 2018 GAME-BY-GAME

Date	Opponent	GP	GS	No.	Yds.	Avg.	Lg.	TD	TD Lengths
A.31	at No. 13/13 Stanford			---	Did Not Play	---			
S.8	Sacramento State			---	Did Not Play	---			
S.15	No. 23/25 Arizona State			---	Did Not Play	---			
S.22	Eastern Michigan			---	Did Not Play	---			
O.6	at rv/No. 24 Boise State* 1	0	0	0	0	0.0	0	0	
O.12	Air Force*	1	0	0	0	0.0	0	0	
O.20	San José State*	1	0	0	0	0.0	0	0	
O.27	at Nevada*	1	0	0	0	0.0	0	0	
N.3	at New Mexico*	1	0	0	0	0.0	0	0	
N.10	UNLV*	1	0	0	0	0.0	0	0	
N.17	at Fresno State*	1	0	0	0	0.0	0	0	
N.24	Hawai'i*	1	0	0	0	0.0	0	0	
D.19	vs. Ohio#	1	0	1	10	10.0	10	0	
<b>2018 SEASON TOTALS</b>		<b>9</b>	<b>0</b>	<b>1</b>	<b>10</b>	<b>10.0</b>	<b>10</b>	<b>0</b>	

### SOPHOMORE SEASON - 2019 GAME-BY-GAME

Date	Opponent	GP	GS	No.	Yds.	Avg.	Lg.	TD	TD Lengths
A.31	Weber State	1	0	1	12	12.0	12	0	
S.7	at UCLA	1	1	0	0	0.0	0	0	
S.14	at New Mexico State	1	1	2	16	8.0	14	1	2
S.21	Utah State*	1	0	0	0	0.0	0	0	
O.5	at Colorado State*	1	1	0	0	0.0	0	0	
O.12	Wyoming*	1	1	2	40	20.0	28	1	12
O.19	at San José State*	1	1	1	11	11.0	11	0	
O.26	at UNLV*	1	1	1	20	20.0	20	0	
N.9	Nevada*	1	1	1	28	28.0	28	0	
N.15	Fresno State*	1	1	4	29	7.3	10	0	
N.23	at Hawai'i*	1	1	1	9	9.0	9	0	
N.30	Brigham Young	1	1	1	25	25.0	25	1	25
D.21	vs. Central Michigan~	1	1	1	11	11.0	11	0	
<b>2019 SEASON TOTALS</b>		<b>13</b>	<b>11</b>	<b>15</b>	<b>201</b>	<b>13.4</b>	<b>28</b>	<b>3</b>	

### JUNIOR SEASON - 2020 GAME-BY-GAME

Date	Opponent	GP	GS	No.	Yds.	Avg.	Lg.	TD	TD Lengths
O.24	UNLV*	1	1	1	4	4.0	4	0	
O.31	at Utah State*	1	1	2	20	10.0	16	0	
N.6	San José State*	1	1	4	49	12.3	21	0	
N.14	Hawai'i*	1	1	0	0	0.0	0	0	
N.21	at Nevada*	1	1	2	18	9.0	12	0	
N.28	at Colorado*	1	1	3	38	12.7	17	0	
D.5	Colorado State*	1	1	5	53	10.6	15	0	
D.12	at No. 14/16 Brigham Young	1	1	4	21	5.2	8	0	
<b>2020 SEASON TOTALS</b>		<b>8</b>	<b>8</b>	<b>21</b>	<b>203</b>	<b>9.7</b>	<b>21</b>	<b>0</b>	

Bold indicates season high. \* - Mountain West game. # - 2018 DXL Frisco Bowl (Toyota Stadium; Frisco, Texas). ~ - 2019 New Mexico Bowl (Dreamstyle Stadium; Albuquerque, N.M.).

### JUNIOR SEASON (2020)

Was named a honorable-mention all-Mountain West selection by the league's coaches and media ... Also was a member of the Mackey Award Watch List for the outstanding collegiate tight end ... Was a preseason fourth-team all-Mountain West pick by both Athlon Sports and Phil Steele Magazine ... Started all eight games, making 21 catches for 203 yards (9.7 avg.) with a long of 21 yards ... Among tight ends in the MW, ranked third in receptions (21) and fifth in receiving yards (203) ... Started for the 10th consecutive game against UNLV on Oct. 24, making a 4-yard grab ... Had two catches for 20

yards (10.0 avg.) with a long of 16 yards in a start at Utah State on Oct. 31 ... Had four catches for 49 yards (12.3 avg.) with a long of 21 yards in a start at San José State on Nov. 6 ... Earned another start vs. Hawai'i on Nov. 14, but did not record a catch, which snapped an 11-game stretch of games with a catch ... Started at Nevada on Nov. 21, making two catches for 18 yards (9.0 avg.) with a long of 12 yards ... Had a good game at Colorado in a 15th straight start on Nov. 28, making three catches for 38 yards (12.7 avg.) with a long of 17 yards ... Started again vs. Colorado State on Dec. 5, where he caught five passes for 53 yards (10.6 avg.)



with a long of 15 yards ... The five receptions and 53 yards were each career bests, while the five catches led the team and were tied for the most in the game ... Caught four passes for 21 yards (5.3 avg.) in a start at No. 14/16 Brigham Young.

### SOPHOMORE SEASON (2019)

Played in all 13 games on the season with 11 starts ... Had 15 catches for 201 yards (13.4 avg.) with three touchdowns ... Among tight ends, his three touchdown catches ranked in a tie for fourth in the Mountain West and a tie for 47th in FBS play ... Came off the bench to play 36 snaps against Weber State, hauling in a 12-yard catch ... The catch came on a third-and-6 situation, which led to SDSU's second field goal and final points of the game ... Earned his first career start vs. UCLA, but did not find the stat sheet in 61 snaps at UCLA ... Started again at New Mexico State, hauling in a career-high two catches for a then career-best 16 yards in 50 snaps, including a 2-yard touchdown grab on third-and-goal to put SDSU on the scoreboard ... It was his first career touchdown ... Did not record a stat in 52 snaps off the bench vs. Utah State ... Made his third start of the season at Colorado State, logging 49 statless snaps ... Had two catches for 40 yards (20.0 avg.), including a 12-yard touchdown reception, vs. Wyoming ... Both catches were huge as the first - a 28-yarder - came on a third-and-6 sit-

uation ... The 28-yarder was a career-long catch ... Later in the drive, caught a 12-yard pass on Ryan Agnew scramble which ended up being the game-winning score with just 2:09 left in the game ... The 40 yards were a career high ... Started again at San José State, coming down with a 11-yard catch in 63 snaps ... Had a 20-yard grab in 55 snaps and a start at UNLV ... Made a 28-yard catch in 48 snaps and another start vs. Nevada ... The 28-yard catch tied a career long ... Had a busy game vs. Fresno State, making a career-high four catches for 29 yards in 63 snaps and a start ... Had a 9-yard catch in a start and 44 snaps at Hawai'i ... Had a 25-yard touchdown catch over 34 snaps and a start against Brigham Young ... It was his third touchdown of the season (and career) and was the only touchdown of the game ... Started and played 50 snaps vs. Central Michigan in the New Mexico Bowl, making an 11-yard catch.

### FRESHMAN (TRUE) SEASON (2018)

Was on the travel squad in three of the first four games of the season as a true freshman before playing in the final nine contests at tight end ... Had one catch for 10 yards ... Played 59 snaps on the season, including his first two against rv/No. 24 Boise State on Oct. 6 ... Played a career-high 31 snaps against Ohio in the DXL Frisco Bowl with Kahale Warring out with an injury, making his first career catch for 10 yards.

## Bellinger's Career Statistics

Receiving Season	GP	GS	Rec.	Yds.	Avg.	Long	TD
2018	9	0	1	10	10.0	10	0
2019	13	11	15	201	13.4	28	3
2020	8	8	21	203	9.7	21	0
<b>Career</b>	<b>30</b>	<b>19</b>	<b>37</b>	<b>414</b>	<b>11.2</b>	<b>28</b>	<b>3</b>

# 75 → Desmond Bessent



- ◆ Offensive Line
- ◆ Senior - Squad, 6-7, 305
- ◆ Tampa, Fla.
- ◆ Sickles High

Is the lone Aztec from the state of Florida.

## Bessent's Career Statistics

Season	GP	GS
2018	2	0
2019	1	0
2020	3	0
<b>Career</b>	<b>6</b>	<b>0</b>

Pronounced BESS-ent ... Big, tall body who continues to work on his drive and technique ... Enters the 2021 campaign as the backup left tackle to preseason all-Mountain West selection Zachary Thomas.

### JUNIOR SEASON (2020)

Played in a three games off the bench, mainly on the PAT/field goal unit ... Played late in the opener off the bench against

## Daniel Bellinger - Inside The Numbers

### MOST CONSECUTIVE STARTS AMONG ACTIVE AZTEC PLAYERS (OFF./DEF.)

Pl.	Name	2021 Year	Position	GS
1.	▶ Daniel Bellinger	Sr.	Tight End	17
	Caden McDonald	Sr.	Linebacker	17
	Zachary Thomas	Sr.	Left Tackle (moved from RT)	17
4.	Jesse Matthews	Jr.	Wide Receiver	10
	Cameron Thomas	Jr.	Defensive Tackle/End	10

### MOST CONSECUTIVE GAMES PLAYED AMONG ACTIVE AZTEC PLAYERS

Pl.	Name	2021 Year	Position	GP
1.	Taylor Hawkins	Sr.	Cornerback/Safety	44
2.	Caden McDonald	Sr.	Linebacker	34
3.	▶ Daniel Bellinger	Sr.	Tight End	30
4.	Isaiah Richardson	Sr.	Wide Receiver	22
	Cameron Thomas	Jr.	Defensive Tackle/End	22

### HIGH SCHOOL

Earned three letters at Palo Verde High School in Las Vegas, Nev. ... Had a successful 2017 season, where he totaled 21 catches for 371 yards (17.7 avg.) and three touchdowns in nine games on offense, according to MaxPreps ... As a linebacker on defense, he finished with 131 tackles, 10 tackles for loss, three sacks, two forced fumbles and a fumble recovery ... His 131 tackles were the most on PVHS and 84 more tackles than No. 2 on the team ... Racked up numerous awards, including all-state first-team accolades at linebacker, a first-team all-league selection on both offense and defense, and an all-city honoree ... Also was his high school athlete of the year ... Was a two-star recruit at linebacker by Rivals and a two-star tight end by 247sports ... Rated as the 14th-best recruit in Nevada by 247sports ... Also starred in both basketball and track and field at Palo Verde HS, earning second-team all-league honors in basketball and making the regional finals in track

and field in the 400 meters and 4x400-meter relay ... His 4x100 team placed third at the Nevada state championships ... Was a scholar-athlete.

UNLV ... Was not on the travel squad each of the next five games ... Played the final two games of the season - Dec. 5 vs. Colorado State and Dec. 12 at No. 14/16 Brigham Young - on all PATs and field goals.

### PERSONAL

Daniel George Bellinger was born Sept. 22, 2000, in Las Vegas ... Son of Frank and Renee Bellinger ... Picked SDSU over other offers from California, Navy, UNLV and Weber State ... Is majoring in business administration with a focus in finance.

### SINGLE-GAME BESTS

**Career Highs:** Receptions: 5 vs. Colorado State (12/5/20); Receiving Yards: 53 vs. Colorado State (12/5/20); Receiving Touchdowns: 1 vs. Brigham Young (11/30/19), vs. Wyoming (10/12/19), at New Mexico State (9/14/19); Long Reception: 28 vs. Nevada (11/9/19), vs. Wyoming (10/12/19); Carries: 1 vs. Central Michigan (12/21/19); Rushing Yards: -6 vs. Central Michigan (12/21/19); Tackles: 1, five times.

### REDSHIRT SEASON (2017)

Utilized his redshirt season in his first year at San Diego State.

### HIGH SCHOOL

Played his prep ball at Sickles High School in Tampa, Fla. ... Rated as a three-star recruit by Scout, and a two-star recruit by both Rivals and 247sports ... Received a 79 grade by 247sports ... Rated as the 16th-best offensive tackle in the talent-rich state of Florida.

### PERSONAL

Desmond Jarod Bessent was born May 8, 1998, in Fort Lauderdale, Fla. ... Son of Precious Ransom ... Chose the Aztecs over an offer from Georgia Southern ... Is majoring in interdisciplinary studies.

### SOPHOMORE SEASON (2019)

Was on the travel squad for each of the final 12 games, but played in only one game on the season ... Did not play in each of the first 12 games of the year ... Logged snaps late on the offensive line against Central Michigan in the New Mexico Bowl.


### FRESHMAN SEASON (2018)

Logged snaps in his first career two games on special teams ... The two appearances came in the last two games of the regular season at Fresno State and vs. Hawai'i ... Was on the travel squad for the final 12 games of the year.





## 59 → Liam Boersma



- ◆ Defensive Line
- ◆ Freshman - Redshirt, 6-4, 205
- ◆ Dana Point, Calif.
- ◆ Dana Hills High

Walk-on, who looks to get bigger in the weight room ... Has a high motor ... Enters the season fourth at one of the two defensive end positions.

### REDSHIRT SEASON (2019)


Redshirted his first year with the Aztecs, while working with the scouts.

### HIGH SCHOOL

Was a three-year letter winner at Dana Hills High School in Dana Point, Calif. ... According to MaxPreps, totaled 197 tackles over his final two seasons (2018-19), including 148 solo stops ... Also registered 50.5 tackles for loss, 26 sacks, 53 hurries, three forced fumbles, three fumble recoveries, seven blocked field goals and three blocked punts ... As a senior recorded 123 tackles (97 solo), 44.5 tackles for loss, 22 sacks, 33 quarterback hurries, a forced fumble, fumble recovery, blocked field goal and blocked punt ... The 22 sacks were to most in the state of California ... In 2018 as a junior finished with 74 tackles (51 solo), six tackles for loss, four sacks, two forced fumbles, two fumble recoveries and six blocked field goals ... Was

a third-team all-county selection as a senior by *OC Varsity* and the *Dana Point Times* Co-Male Athlete of the Year ... Played for the south team in the Orange County All-Star Classic ... Also played tight end on the offensive side of the ball.

## 12 → Dallas Branch



- ◆ Cornerback
- ◆ Junior - 1 Letter, 5-11, 180
- ◆ Redondo Beach, Calif.
- ◆ Salesian High/Long Beach City College

Impressed the coaching staff in his first year with the Aztecs in 2020, learning behind two-time all-Mountain West pick and 2021 NFL fourth-round draft selection Darren Hall ... Enters the 2021 season as the projected starting field cornerback.

### SOPHOMORE SEASON (2020)

Played in eight games off the bench ... Had seven tackles (five solo) ... Made his Division I debut against UNLV on Oct. 24, recording three tackles (one solo) off the bench ... Did not record a stat in late snaps at Utah State

on Oct. 31, or on special teams against San José State on Nov. 6 and vs. Hawaii on Nov. 14 ... Also didn't find the stat sheet in a few defensive snaps at Nevada on Nov. 21 and some special teams work ... Made a pair of solo tackles off the bench at Colorado on Nov. 28 ... Had two solo stops again in reserve time vs. Colorado State on Dec. 5 ... Did not record a stat in time on special teams at No. 14/16 Brigham Young.

### HIGH SCHOOL

Finished his high school career at Salesian High School, the same school as former Aztec and two-time all-MW first-team selection Kyahva Tezino ... Prepped at Redondo Union High School prior to Salesian HS ... Was a two-star recruit by both Rivals and 247sports ... Received a scout grade of 79 by 247sports.

### PERSONAL

Dallas William Branch was born Oct. 11, 1999 in Redondo Beach, Calif. ... Son of Ahdmun Branch and Alea Reggans ... Chose San Diego State over Arkansas State, Brigham Young, Hawaii, UNLV and UTEP ... Is majoring in accounting.

### SINGLE-GAME BESTS

**Career Highs:** Tackles: 3 vs. UNLV (10/24/20).

### AT LONG BEACH CITY COLLEGE (2019)

Spent one season at Long Beach City College and will have three years left at San Diego State ... Was first-team all-league selection in his lone season in 2019, leading the Vikings to a 7-3 record and 20-16 win over Southwestern in the 2019 Southern California Bowl ... Had 50 tackles (34 solo), 5.5 tackles for loss, three sacks, six interceptions, nine pass breakups, two forced fumbles and a fumble recovery ... His six interceptions were tied for the fourth most in the Southern California Football Association and the sixth most in California Community College Athletic Association.

## Branch's Career Statistics

Season	GP	GS	UA	A	TT	TFL	Sk	Int.	PBU	FF	FR
2020	8	0	5	2	7	0.0	0.0	0	0	0	0
Career	8	0	5	2	7	0.0	0.0	0	0	0	0

## 4 → Jordon Brookshire



- ◆ Quarterback
- ◆ Senior - Squad, 6-2, 220
- ◆ Santa Rosa, Calif.
- ◆ Cardinal Newman High/Laney CC

Led Laney CC to the 2018 California Community College Athletic Association title.

### ◆ 2020 MW Fall All-Academic Team

Signed with the Aztecs in January 2019 ... Excellent athlete, who is a dual-threat quar-

terback ... Can throw on the run ... Came to SDSU from Laney College, which was profiled on Netflix's "Last Chance U" the year he arrived at San Diego State ... Entered 2020

## Brookshire's Career Game-By-Game

### REDSHIRT SEASON - 2019 GAME-BY-GAME (GAMES PLAYED ONLY)

Date	Opponent	GP	GS	Cmp.	Att.	Pct.	Int.	TD	Yds.	Rtg.
N.15	Fresno State*	1	0	0	0	0.0	0	0	0	0.00
N.23	at Hawaii*	1	0	0	0	0.0	0	0	0	0.00
N.30	Brigham Young	1	0	0	0	0.0	0	0	0	0.00
<b>2019 SEASON TOTALS</b>		<b>3</b>	<b>0</b>	<b>0</b>	<b>0</b>	<b>0.0</b>	<b>0</b>	<b>0</b>	<b>0</b>	<b>0.00</b>

### JUNIOR SEASON - 2020 GAME-BY-GAME (GAMES PLAYED ONLY)

Date	Opponent	GP	GS	Cmp.	Att.	Pct.	Int.	TD	Yds.	Rtg.
N.28	at Colorado	1	0	7	19	36.8	1	0	50	48.42
D.5	Colorado State*	1	1	14	24	58.3	0	1	130	117.58
D.12	at No. 14/16 Brigham Young	1	1	21	31	67.7	1	1	230	134.26
<b>2020 SEASON TOTALS</b>		<b>3</b>	<b>2</b>	<b>42</b>	<b>74</b>	<b>56.8</b>	<b>2</b>	<b>2</b>	<b>410</b>	<b>106.81</b>

*Bold indicates season high. \* - Mountain West game.*



## At A Glance

▶ Came to SDSU from Laney College, which was profiled on Netflix's "Last Chance U" the year he arrived at San Diego State (2019).

▶ Played in the final three games of 2020 with starts in the final two despite not being on the travel squad the first contests of the year.

▶ Became the fifth quarterback to win his starting debut (SDSU def. Colorado State, 29-17, on Dec. 5, 2020) over the last six chances (SDSU quarterbacks were 1-13 in the previous 14 debuts prior to this stretch).

tion ... Also rushed 23 times for 38 yards ... Ended up setting then career highs in completions (14), pass attempts (24), passing yards (130), pass efficiency rating (117.58) and rushing attempts (23) ... Became the fifth quarterback to win his starting debut over the last six chances (SDSU quarterbacks were 1-13 in the previous 14 debuts prior to this stretch) ... The touchdown pass was the first of his career ... The 23 rushing attempts matched Kevin O'Connell (vs. San José State on Sept. 24, 2005) for the most by an Aztec quarterback since at least 1996 ... Completed 21 of 31 passes for 231 yards with a touchdown in his second career start at No. 14/16 Brigham Young on Dec. 12 ... Ended up setting career highs in completions (21), pass attempts (31) and passing yards (231) ... The touchdown pass was his

## Jordon Brookshire - Inside The Numbers

### MOST RUSHING ATTEMPTS BY AN AZTEC QUARTERBACK / GAME (SINCE 1996)

Rk.	Name	Date / Opponent	SDSU Result	Yds.	Att.
1.	▶ Jordon Brookshire	Dec. 4, 2020 vs. Colorado State	W, 29-17	38	23
	Kevin O'Connell	Sept. 24, 2005 vs. San Jose State	W, 52-21	49	23
3.	Kevin O'Connell	Dec. 1, 2007 vs. No. 21/19 Brigham Young	L, 27-48	61	17
	Kevin O'Connell	Oct. 8, 2005 at UNLV	L, 10-13	-16	17
	Kevin O'Connell	Oct. 29, 2005 vs. No. 20/20 TCU	L, 20-23	49	17

as the co-backup quarterback, but dropped to fourth on the depth chart early on in the season ... Worked his way up to the starting quarterback for the team's final two games of 2020 ... Enters 2021 competing for a starting spot with Lucas Johnson and Jalen Mayden.

### JUNIOR SEASON (2020)

Played in three games on the season with two starts ... Was 42-for-74 (56.8 pct.) for 410 yards, two touchdowns and two interceptions, while owning a 106.81 pass efficiency rating ... Also rushed 45 times for 101 yards (2.2 avg.) with a long run of 20 yards ... If you take away the seven times he was sacked (for 37 yards), he rushed 38 times for 138 yards (3.6 avg.) ... Was not on the travel roster and did not play in each of the first five games of the season ... Entered the third series at Colorado State on Nov. 28 ... Finished the game 7-for-19 (36.8 pct.) for 50 yards with an interception ... Also rushed 13 times for 50 yards (3.8 avg.) with a long run of 20 yards ... Earned his first career start against Colorado State on Dec. 5, completing 14 of 24 pass attempts for 130 yards and a touchdown without throwing an intercep-

second of the season (and second of career).

### REDSHIRT SEASON (2019)

Played in three games, one under the NCAA redshirt rule, saving a year of eligibility ... Did not attempt a pass, but ran five times for 15 yards (3.0 avg.) with a long run of seven yards ... Did not play in the first nine games of the season, but was on the travel roster ... Made his Division I debut vs. Fresno State on Nov. 15, running once for two yards ... Then carried three times for 11 yards (3.7 avg.) with a long of seven yards ... Had a 2-yard rush vs. Brigham Young ... Did not play vs. Central Michigan in the New Mexico Bowl.

### AT LANEY COLLEGE (2018)

Led Laney College to the 2018 California Community College Athletic Association championship ... Team was 11-2 overall, winning its final six games, including a 40-35 win over Ventura College in the championship ... Was named the MVP of the Nor-Cal State championship game ... In his one season with Laney, was 180-for-285 (63.2 pct.) for 2,181 yards and 22 touchdowns



against seven interceptions ... On the ground rushed for 750 yards and 15 touchdowns on 142 attempts (5.3 avg.) ... Was listed as a three-star recruit by Rivals.

### AT SANTA ROSA JC (2017)

Played the 2017 campaign at Santa Rosa Junior College, completing 65 of 127 passes for 1,006 yards and 10 touchdowns, while rushing for 202 yards and a touchdown on 71 carries.

### HIGH SCHOOL

Played his prep ball at Cardinal Newman High, where he was named the all-Empire Large School Player of the Year as a senior in 2016 ... Led the Cardinals to a 31-9 record in three seasons, including a 20-1 mark in the North Bay League.

### PERSONAL

Jordon Lewis Brookshire was born Feb. 22, 1999, in Petaluma, Calif. ... Son of Darren and Sharon Brookshire ... A social science major.

### SINGLE-GAME BESTS

**Career Highs:** Completions: 21 at No. 14/16 Brigham Young (12/12/20); Attempts: 31 at No. 14/16 Brigham Young (12/12/20);

Passing Yards: 230 at No. 14/16 Brigham Young (12/12/20); Passing Touchdowns: 1 at No. 14/16 Brigham Young (12/12/20), vs. Colorado State (12/5/20); Long Pass: 28 at No. 14/16 Brigham Young (12/12/20); Completion Pct. (min. 12 att.): 67.7 (21-for-31) at No. 14/16 Brigham Young (12/12/20); Efficiency Rating (min. 12 att.): 134.26 at No. 14/16 Brigham Young (12/12/20); Carries: 23 vs. Colorado State (12/5/20); Rushing Yards: 50 at Colorado (11/28/20); Long Rush: 20 at Colorado (11/28/20).

## Brookshire's Career Statistics

Season	GP	Passing					Rushing					
		GS	Cmp.	Att.	Pct.	Int.	TD	Yds.	Rtg.	Att.	Yds.	TD
2019	3	0	0	0	0.0	0	0	0	0.00	5	15	0
2020	3	2	42	74	56.8	2	2	410	106.81	45	101	0
<b>Career</b>	<b>6</b>	<b>2</b>	<b>42</b>	<b>74</b>	<b>56.8</b>	<b>2</b>	<b>2</b>	<b>410</b>	<b>106.81</b>	<b>50</b>	<b>116</b>	<b>0</b>





## 48 → Adonis Brown



- ◆ Cornerback
- ◆ Junior - Squad, 6-0, 185
- ◆ Westlake, Calif.
- ◆ Chaminade College Prep/Texas Tech

Athletic defensive back who continues to learn the 3-3-5 defense ... Moved from safety to cornerback in the spring ... Enters the season as the backup boundary corner-

### A. Brown's Career Statistics

Season	GP	GS	UA	A	TT	TFL	Sk	Int.	PBU	FF	FR
2020	3	0	0	1	1	0.0	0.0	0	0	0	0
Career	3	0	0	1	1	0.0	0.0	0	0	0	0

back to four-year letter winner Tayler Hawkins.

#### JUNIOR SEASON (2020)

Played in three games on the season on special teams ... Recorded one assisted tackle ... Made his debut on special teams against UNLV on Oct. 24 without recording a stat ... Did not play each of the next five contests, but was on the travel squad in games at Utah State (Oct. 31) and against San Jose State (Nov. 6) ... Made an assisted tackle on special teams vs Colorado State (Dec. 5), the first stop of his career ... Also played statless time on special teams at No. 14/16 Brigham Young on Dec. 12.

#### REDSHIRT SEASON (2019)

Did not play during the 2019 season.

#### AT TEXAS TECH (2018)

Did not play while at Texas Tech.

#### HIGH SCHOOL

Played at Chaminade College Prep in West Hills, Calif., near Los Angeles ... According to MaxPreps, totaled 52 tackles, four pass breakups, one forced fumble, one fumble recovery and a blocked kick as a senior ... Also competed in track and field at Chaminade College Prep in the long jump, 4x100 and 4x400 relay teams.


#### PERSONAL

Adonis Octavian Brown was born Feb. 7, 2000, in Fort Worth, Texas ... Son of Leroy and Lurre Brown ... Is majoring in sociology.

#### SINGLE-GAME BESTS

**Career Highs:** Tackles: 1 vs. Colorado State (12/5/20).

## 13 → Jack Browning



- ◆ Kicker/Punter
- ◆ Sophomore - Transfer, 5-11, 185
- ◆ Lakeside, Calif.
- ◆ West Hills High/Grossmont College

Joined the Aztecs in the spring ... A dual-threat kicker who can kick fields goals and PATs, and punt ... Enters his first season at SDSU as the co-starting punter with Matt Araiza and the co-starting holder with Ethan Dedeaux, and second for kickoffs.

#### AT GROSSMONT COLLEGE (2019)

Spent one season at nearby Grossmont College, where he kicked and punted for the Griffins ... Was a second-team all-conference performer ... Was 4-for-6 (.667) in field goal attempts with a long of 38 yards, while making 14 of his 16 PATs (.875) ... Also punted 60 times for 2,291 yards (38.2 avg.) with a long of 69 yards ... Out of his 60 punts, 14 finished inside the 20 and 13 were fair caught ... Was 2-for-2 in field goal attempts and made his only PAT try at Canyons on Sept. 14 ... His best punting game came against Riverside on Oct. 19 when he averaged 45.3 yards on seven punts (317 yards) with a long of 53 ... Had a season-long 69-yard punt against Mt. San Jacinto (Sept. 21)

and a 63-yarder vs. Saddleback College (Nov. 9).

#### HIGH SCHOOL

Prepped at nearby West Hills High School in Santee, Calif., earning a pair of letters ... Was a first-team all-league academic selection by the *San Diego Union Tribune* ... Also competed on the track and field team for the Wolf Pack.

#### PERSONAL

Jack Browning was born Nov. 14, 2001, in San Diego ... Son of Matthew and Lucretia Browning ... Is majoring in social science.

## 41 → BJ Busbee



- ◆ Wide Receiver
- ◆ Senior - 3 Letters, 5-8, 155
- ◆ Long Beach, Calif.
- ◆ St. Anthony High

His second career reception went for a 24-yard touchdown against Eastern Michigan on Sept. 22, 2018.

Pronounced BUZZ-bee ... Walk-on wide receiver, who saw playing time in his first year in 2018 and more each of the past two seasons ... Speedy and shifty receiver, who could also see action in the return game ... Is listed as the co-starting 'H' receiver along with Ethan Dedeaux heading into the season.

#### JUNIOR SEASON (2020)

Played in all eight games on the season with three starts ... Had seven catches for 49 yards (7.0 avg.) with a long of 17 yards ... Also had a 6-yard rush ... In the return game, returned three punts for 87 yards (29.0 avg.) with a 90-yard touchdown and two kick returns for 37 yards (18.5 avg.) with a long of 19 yards ... Played snaps in a reserve role vs. UNLV on Oct. 24, making a pair of recep-

### Busbee's Career Game-By-Game

#### FRESHMAN SEASON - 2018 GAME-BY-GAME

Date	Opponent	GP	GS	No.	Yds.	Avg.	Lg.	TD	TD Lengths
A.31	at No. 13/13 Stanford			---	Did Not Play	---			
S.8	Sacramento State			---	Did Not Play	---			
S.15	No. 23/25 Arizona State	1	0	1	12	12.0	12	0	
S.22	Eastern Michigan	1	0	2	39	19.5	24	1	24
O.6	at rv/No. 24 Boise State*	1	0	1	24	24.0	18	0	
O.12	Air Force*	1	0	0	0	0.0	0	0	
O.20	San José State*	1	0	0	0	0.0	0	0	
O.27	at Nevada*	1	0	2	44	22.0	20	0	
N.3	at New Mexico*	1	0	1	4	4.0	4	0	
N.10	UNLV*	1	0	1	13	13.0	13	0	
N.17	at Fresno State*	1	0	0	0	0.0	0	0	
N.24	Hawaii*	1	0	0	0	0.0	0	0	
D.19	vs. Ohio#	1	0	0	0	0.0	0	0	
<b>2018 SEASON TOTALS</b>		<b>11</b>	<b>0</b>	<b>8</b>	<b>136</b>	<b>17.0</b>	<b>29</b>	<b>1</b>	

tions for five yards (2.5 avg.) ... The two catches tied a career high (seventh occasion) ... Made a 9-yard catch at Utah State

on Oct. 31 ... Had an 11-yard grab against San José State on Nov. 6, while returning a kick return for the first time of his career for



## At A Glance

▶ Returned a punt 90 yards for a touchdown against Colorado State on Dec. 5, the first by an Aztec on a non-blocked return since Rashaad Penny on Nov. 18, 2017.

▶ The 90-yard punt return was the longest by an Aztec since Damon Gourdine's school-record 98-yard return on Oct. 24, 1998 vs. Utah, the second longest in Mountain West history, the second-longest punt return in FBS play on the season and tied for the third longest in program history.

▶ Along with a 93-yard kickoff return for a touchdown by Jordan Byrd in the second quarter of the CSU game, San Diego State became the first FBS team with a kickoff return TD and a punt return TD in the same quarter since Tennessee on Oct. 31, 2015 (third quarter at Kentucky).

was the longest by an Aztec since Damon Gourdine's school-record 98-yard return on Oct. 24, 1998 vs. Utah, the second longest in Mountain West history, the second-longest punt return in FBS play on the season and tied for the third longest in program history ... The 29.0 punt return average was the second-highest average by an Aztec since at least 1996 (min. 3 PR) and the eighth highest in a FBS game in 2020 (min 3 PR) ... Along with a 93-yard kickoff return for a touchdown by Jordan Byrd in the second quarter, San Diego State became the first FBS team with a kickoff return TD and a punt return TD in the same quarter since Tennessee on Oct. 31, 2015 (third quarter at Kentucky) ... It was the third time in the last 24 seasons (since 1996) that SDSU had a kickoff and punt return in the same game ... Also returned a kickoff for 18 yards ... Also started on offense at wide receiver for the third time of the season without recording a stat ... Did not record a stat off the bench at No. 14/16 Brigham Young on Dec. 12.

## BJ Busbee - Inside The Numbers

### LONGEST PUNT RETURN IN MOUNTAIN WEST HISTORY / GAME

Rk.	Name	School	Opponent	Date	Long
1.	Robert Ruiz	Colorado State	at San Diego State	Nov. 26, 2016	91
2.	▶ BJ Busbee	San Diego State	Colorado State	Dec. 5, 2020	90
3.	Dallas Davis	Colorado State	Utah	Oct. 28, 1999	89
4.	Andrew Rodriguez	Utah State	Southern Utah	Sept. 3, 2015	88
	Anthony Wright	Air Force	Army West Point	Nov. 7, 2009	88

### LONGEST PUNT RETURN BY AN AZTEC / GAME

Rk.	Name	Opponent	Date	Long
1.	Damon Gourdine	Utah	Oct. 24, 1998	95
2.	Ray Peterson	Fresno State	Nov. 21, 1992	91
3.	▶ BJ Busbee	Colorado State	Dec. 5, 2020	90
	Jim Sandusky	at Utah	Sept. 17, 1983	90
5.	Art Preston	at Pepperdine	Oct. 1, 1949	88

### HIGHEST PUNT RETURN AVG. FOR AN AZTEC / GAME (SINCE 1996; MIN. 3 PR)

Rk.	Name	Opponent	Date	PR	Yds.	Avg.
1.	Damon Gourdine	Utah	Oct. 24, 1998	3	120	40.0
2.	▶ BJ Busbee	Colorado State	Dec. 5, 2020	3	87	29.0
3.	Tim Vizzi	at UNLV	Nov. 30, 2013	3	83	27.7
4.	Kyle Conerly	UNLV	Oct. 26, 2002	4	107	26.8
5.	LeAndrew Childs	Hawai'i	Oct. 11, 1996	4	99	24.8

### SOPHOMORE SEASON - 2019 GAME-BY-GAME

Date	Opponent	GP	GS	No.	Yds.	Avg.	Lg.	TD	TD Lengths
A.31	Weber State	1	0	2	10	5.0	7	0	
S.7	at UCLA	--- Did Not Play ---							
S.14	at New Mexico State	1	0	0	0	0.0	0	0	
S.21	Utah State*	1	0	0	0	0.0	0	0	
O.5	at Colorado State*	1	0	0	0	0.0	0	0	
O.12	Wyoming*	1	0	2	6	3.0	7	0	
O.19	at San José State*	1	0	2	11	5.5	9	0	
O.26	at UNLV*	1	0	1	12	12.0	12	0	
N.9	Nevada*	1	0	1	14	14.0	14	0	
N.15	Fresno State*	1	0	2	12	6.0	8	0	
N.23	at Hawai'i*	1	0	1	5	5.0	5	0	
N.30	Brigham Young	1	0	0	0	0.0	0	0	
D.21	vs. Central Michigan~	1	0	2	39	19.5	23	0	
<b>2019 SEASON TOTALS</b>		<b>12</b>	<b>0</b>	<b>13</b>	<b>109</b>	<b>8.4</b>	<b>23</b>	<b>0</b>	

### JUNIOR SEASON - 2020 GAME-BY-GAME

Date	Opponent	GP	GS	No.	Yds.	Avg.	Lg.	TD	TD Lengths
O.24	UNLV*	1	0	2	5	2.5	3	0	
O.31	at Utah State*	1	0	1	9	9.0	9	0	
N.6	San José State*	1	0	1	11	11.0	11	0	
N.14	Hawai'i*	1	1	0	0	0.0	0	0	
N.21	at Nevada*	1	1	2	24	12.0	17	0	
N.28	at Colorado	1	0	1	0	0.0	0	0	
D.5	Colorado State*	1	1	0	0	0.0	0	0	
D.12	at No. 14/16 Brigham Young	1	0	0	0	0.0	0	0	
<b>2019 SEASON TOTALS</b>		<b>8</b>	<b>3</b>	<b>7</b>	<b>49</b>	<b>7.0</b>	<b>17</b>	<b>0</b>	

Bold indicates season high. \* - Mountain West game. # - 2018 DXL Frisco Bowl (Toyota Stadium; Frisco, Texas). ~ - 2019 New Mexico Bowl (Dreamstyle Stadium; Albuquerque, N.M.).



Wyoming ... Came down with two receptions for 11 yards (5.5 avg.) with a long of nine at San Jose State in 18 snaps of the bench ... Had a 12-yard catch in 12 snaps off the bench at UNLV ... Made a 14-yard catch in 16 snaps vs. Nevada ... Had two grabs for 12 yards (6.0 avg.) in 27 snaps against Fresno State ... Made a 5-yard catch in

seven snaps at Hawai'i ... Did not record a stat in 12 snaps vs. Brigham Young ... Had a solid game against Central Michigan in the New Mexico Bowl, making two catches for 39 yards (19.5 avg.) in 17 snaps ... The two receptions tied a career high, while the 39 yards were his most in a game since a career-high 44-yard effort at Nevada on Nov.

19 yards ... Started for the first time of his career against Hawai'i on Nov. 14 but did not make a catch ... Started for the second straight game at Nevada on Nov. 21, making two catches for 24 yards (12.0 avg.) with a long of 17 yards ... Came off the bench at Colorado on Nov. 28, recording a catch and running for six yards ... Returned his first three punts of his career for 87 yards (29.0 avg.) with a touchdown against Colorado State on Dec. 5, while returning one kickoff for 18 yards ... Returned a punt 90 yards for a touchdown, the first by an Aztec on a non-blocked return since Rashaad Penny on Nov. 18, 2017 ... The 90-yard punt return

### SOPHOMORE SEASON (2019)

Saw action in 12 games on the season ... Had 13 catches for 109 yards (8.4 avg.) with a long of 23 yards ... Also had two rushes for zero yards ... Logged 16 snaps in the opener with Weber State, recording two catches for 10 yards (5.0 avg.) with a long of seven yards ... Did not play at UCLA ... Logged 14 statless snaps at New Mexico State ... Played 17 snaps vs. Utah State, but was unable to find the stat sheet ... Had a 2-yard run in 13 snaps at Colorado State ... Had a pair of catches for six yards (3.0 avg.) and a negative rushing attempt in 32 snaps vs.



# Aztec Players



10 BOWL GAME APPEARANCES SINCE 2010 ► 21 CONFERENCE CHAMPIONSHIPS

3, 2018 ... Also had a season-long 23-yard reception in the game.

## FRESHMAN SEASON (2018)

Played in the team's final 11 games ... Had eight catches for 136 yards (17.0 avg.) with a 24-yard touchdown ... Also had five rushes for 14 yards (2.8 avg.) with a long of eight yards ... Did not play in the opener at No. 13/13 Stanford or in the home opener against Sacramento State ... Played his first

career 11 snaps against No. 23/25 Arizona State, making a 12-yard catch and recording an 8-yard rush ... Played 10 snaps vs. Eastern Michigan, making the most of them with two receptions for 39 yards, including a 24-yard touchdown ... The touchdown put SDSU up, 17-3, in the second quarter and came on his second career catch ... Made a 24-yard grab at rv/No. 24 Boise State, but fumbled the ball and the Broncos recovered ... Had a 5-yard rush in seven snaps vs. Air

Force ... Did not record a stat in three snaps against San José State ... Had a good game in 20 snaps at Nevada, catching two balls for a career-high 44 yards (22.0 avg.) with a career long of 29 yards ... Also had a carry, but it went for a 3-yard loss ... His 41 all-purpose yards were a career best ... Made a 4-yard grab off the bench at New Mexico ... Made a 13-yard catch and had a 1-yard rush against UNLV ... Had a 3-yard rush in 12 snaps at Fresno State ... Did not find the stat sheet in five snaps vs. Hawaii or in 10 snaps vs. Ohio in the DXL Frisco Bowl.

turn) (according to MaxPreps) ... Was the St. Anthony Male Athlete of the Year.

## PERSONAL

Byron Lamont Busbee Jr. was born May 31, 1999, in San Diego ... Son of Byron and Lenora Busbee ... Is majoring in interdisciplinary studies.

## SINGLE-GAME BESTS

**Career Highs:** Receptions: 2, eight times; Receiving Yards: 44 at Nevada (10/28/18); Receiving Touchdowns: 1 vs. Eastern Michigan (9/22/18); Long Reception: 29 at Nevada (10/28/18); Carries: 1, seven times; Rushing Yards: 8 vs. No. 23/25 Arizona State (9/15/18); Long Rush: 8 vs. No. 23/25 Arizona State (9/15/18); Kick Returns: 1 vs. Colorado State (12/5/20), vs. San José State (11/6/20); Kick Return Yards: 19 vs. San José State (11/6/20); Long Kick Return: 19 vs. San José State (11/6/20); Punt Returns: 3 vs. Colorado State (12/5/20); Punt Return Yards: 87 vs. Colorado State (12/5/20); Punt Return Touchdowns: 1 vs. Colorado State (12/5/20); Long Punt Return: 90 vs. Colorado State (12/5/20); All-Purpose Yards: 105 vs. Colorado State (12/5/20); Total Touchdowns: 1 vs. Colorado State (12/5/20), vs. Eastern Michigan (9/22/18).

## Busbee's Career Statistics

Receiving							
Season	GP	GS	Rec.	Yds.	Avg.	Long	TD
2018	11	0	8	136	17.0	29	1
2019	12	0	13	109	8.4	23	0
2020	8	3	7	49	7.0	17	0
<b>Career</b>	<b>31</b>	<b>3</b>	<b>28</b>	<b>294</b>	<b>10.5</b>	<b>29</b>	<b>1</b>

Kick Returns							
Season	GP	GS	No.	Yds.	Avg.	Long	TD
2020	8	0	2	37	19.5	19	0
<b>Career</b>	<b>31</b>	<b>0</b>	<b>2</b>	<b>37</b>	<b>19.5</b>	<b>10</b>	<b>0</b>

Punt Returns							
Season	GP	GS	No.	Yds.	Avg.	Long	TD
2020	8	2	3	87	29.0	90	1
<b>Career</b>	<b>31</b>	<b>2</b>	<b>3</b>	<b>87</b>	<b>29.0</b>	<b>90</b>	<b>1</b>


## REDSHIRT SEASON (2017)

Redshirted the 2017 season after joining the team when school started.

## HIGH SCHOOL

Was a three-year letter winner at St. Anthony High School in Long Beach, Calif. ... Earned first-team all-Sante Fe League honors all three years and was a three-time first-team all-CIF selection ... Captained his senior team in 2016 to a 13-3 record, catching 53 passes for 1,055 yards (19.9 avg.) with eight touchdowns, while adding 460 rushing yards and nine touchdowns on 39 carries (11.8 avg.), and scoring an additional six return touchdowns (four punt return, two kick re-

# 15 → Jordan Byrd



- ◆ Running Back
- ◆ Senior - 3 Letters, 5-9, 170
- ◆ Albuquerque, N.M.
- ◆ Manzano High

Named the 2019 New Mexico Bowl Co-Most Valuable Offensive Player with a career-high 139 yards and a touchdown.

- ◆ 2020 Second Team All-MW
- ◆ 2019 New Mexico Bowl Co-Most Valuable Offensive Player
- ◆ 2018 SDSU Co-Outstanding Freshman Award
- ◆ MW Special Teams Player of the Week - Dec. 7, 2020 for game vs. Colorado St.

second straight season ... Also is a preseason second-team all-Mountain West selection as a kick returner by both Phil Steele Magazine and Athlon Sports ... Also is an honorable-mention selection by Pro Football Focus.

## JUNIOR SEASON (2020)

Earned second-team all-Mountain West honors as a kick returner by the league's coaches and media ... Was also on the Hornung Award Watch List for the most versatile player ... Was a preseason third-team all-Mountain West selection at kick returner by Athlon Sports and Phil Steele Magazine ... Started three games at running back, all eight at kick returner and three at punt returner ... Rushed for 225 yards on 35 carries (6.4 avg.) with two touchdowns ... Also had seven catches for 12 yards (1.7 avg.) ... In the return game, returned 12 kicks for 383 yards (31.9 avg.) with a 93-yard touchdown

Speedster with an incredible first step ... Impressed in 2018 fall camp as a true freshman and was on the travel squad for the whole season ... Saw more time as the 2018 season wore on ... Was a regular contributor in the backfield during the 2019 season and again in 2020 ... Enters the season as the co-starting "F" running back along with Kae-gun Williams ... Also is slated to start at kick returner and can return punts.

## SENIOR SEASON (2021)

Has been named to the Paul Hornung Award Watch List for the most versatile player for a

## Byrd's Career Game-By-Game

### FRESHMAN (TRUE) SEASON - 2018 GAME-BY-GAME / RUSHING

Date	Opponent	GP	GS	No.	Yds.	Avg.	Lg.	TD	TD Lengths
A.31	at No. 13/13 Stanford				---	---			
S.8	Sacramento State				---	---			
S.15	No. 23/25 Arizona State	1	0	1	11	11.00	11	0	
S.22	Eastern Michigan	1	0	0	0	0.00	0	0	
O.6	at rv/No. 24 Boise State*	1	0	3	76	25.33	72	1	72
O.12	Air Force*	1	0	6	0	0.00	2	0	
O.20	San José State*	1	0	3	9	3.00	6	0	
O.27	at Nevada*	1	0	1	1	1.00	1	0	
N.3	at New Mexico*	1	0	4	10	2.50	5	0	
N.10	UNLV*	1	0	1	9	9.00	9	0	
N.17	at Fresno State*	1	0	0	0	0.00	0	0	
N.24	Hawaii**	1	0	3	18	6.00	16	0	
D.19	vs. Ohio#	1	0	1	3	3.00	3	0	
<b>2018 SEASON TOTALS</b>		<b>11</b>	<b>0</b>	<b>23</b>	<b>137</b>	<b>5.96</b>	<b>72</b>	<b>1</b>	

### SOPHOMORE SEASON - 2019 GAME-BY-GAME / RUSHING

Date	Opponent	GP	GS	No.	Yds.	Avg.	Lg.	TD	TD Lengths
A.31	Weber State	1	0	5	50	10.00	23	0	
S.7	at UCLA	1	1	10	19	1.90	6	0	
S.14	at New Mexico State	1	1	22	118	5.36	16	2	1, 7
S.21	Utah State*	1	1	10	20	2.00	6	0	
O.5	at Colorado State*	1	1	9	0	0.00	4	0	
O.12	Wyoming*	1	1	1	0	0.00	0	0	
O.19	at San José State*	1	0	2	6	3.00	4	0	
O.26	at UNLV*				---	---			
N.9	Nevada*	1	0	0	0	0.00	0	0	
N.15	Fresno State*	1	0	1	2	2.00	2	0	
N.23	at Hawaii**	1	1	1	1	1.00	1	0	
N.30	Brigham Young	1	0	0	0	0.00	0	0	
D.21	vs. Central Michigan~	1	0	17	139	8.18	56	1	2
<b>2019 SEASON TOTALS</b>		<b>12</b>	<b>5</b>	<b>78</b>	<b>355</b>	<b>4.55</b>	<b>56</b>	<b>3</b>	



## At A Glance

▶ Along with a 90-yard punt return for a touchdown by BJ Busbee in the second quarter of the Colorado State game on Dec. 5, 2020, San Diego State became the first FBS team with a kickoff return TD and a punt return TD in the same quarter since Tennessee on Oct. 31, 2015 (third quarter at Kentucky)

▶ Ran for 118 yards and two touchdowns at New Mexico State on Sept. 14, 2019, becoming SDSU's 78th different 100-yard rusher in program history.

▶ Recorded a 72-yard touchdown run at rv/No. 24 Boise State on Oct. 6, 2018 on just his fourth career attempt.

▶ Captured the team's outstanding freshman award in 2018, along with cornerback Darren Hall.

▶ Won four straight 100-meter state titles at Manzano High School in Albuquerque, N.M., and three 200 championships.

▶ Owns personal-best times of 10.32 seconds in the 100-meter dash and 21.31 in the 200.

opener against UNLV on Oct. 24 at running back, kick returner and punt returner ... Ran for 40 yards on just three carries (13.3 avg.) with a long of 32 yards, while adding two catches for 13 yards (6.5 avg.) ... Also excelled in the return game with two kick returns for 51 yards (25.5 avg.) and four punt returns for 27 yards (6.8 avg.) ... Ran for a 73-yard touchdown in a start at Utah State on Oct. 31 ... The 73-yard rush was a career long and longest by an Aztec since Rashaad Penny's 81-yard touchdown run against Army West Point in the 2017 Armed Forces Bowl (Dec. 23) ... Also returned two punts for seven yards (3.5 avg.) ... Ran twice for three yards (1.5 avg.) and caught a 2-yard pass off the bench vs. San José State on Nov. 6 ... Also returned three kickoffs for 68 yards (22.7 avg.) and a punt for zero yards ... Ran seven times for 61 yards (8.7 avg.) off the bench against Hawai'i on Nov. 14, including a 51-yard touchdown ... Also had a 21-yard kick return and added a catch ... The touchdown was his second of the season and sixth of his career ... Ran six times for six yards (1.0 avg.) in a reserve role at Nevada on Nov. 21 with a long of four yards ... Also returned two kickoffs for 50 yards (25.0 avg.) with a long of 34 yards ... Earned the start at Colorado on Nov. 28, rushing four times for six yards (1.5 avg.) and adding a 1-yard catch ... Also had a 22-yard kick return ...

## Jordan Byrd - Inside The Numbers

### HIGHEST KICK RETURN AVG. IN MOUNTAIN WEST HISTORY / GAME (MIN. 2 KR)

Rk.	Name	School	Opponent	Date	Avg.
1.	Dexter Wynn	Colorado State	at San Diego State	Oct. 28, 2000	83.0
2.	▶ Jordan Byrd	San Diego State	Colorado State	Dec. 5, 2020	74.0
3.	Rashaad Penny	San Diego State	at Penn State	Sept. 26, 2015	68.5
4.	Rashaad Penny	San Diego State	Nevada	Nov. 18, 2017	65.5
5.	Savon Scarver	Utah State	New Mexico State	Sept. 8, 2018	65.0
	Bryan Douglas	Boise State	at San Diego State	Nov. 23, 2013	65.0

### LONGEST RUSH BY AN AZTEC FRESHMAN SINCE 1996

Rk.	Name	Date / Opponent	Long
1.	Ronnie Hillman	Sept. 18, 2010 at rv/No. 25 Missouri	93
2.	Juwan Washington	Nov. 26, 2016 vs. Colorado State	81
	Adam Muema	Nov. 19, 2011 vs. No. 10/11 Boise State	81
4.	Ronnie Hillman	Sept. 18, 2010 at rv/No. 25 Missouri	75
5.	▶ Jordan Byrd	Oct. 6, 2018 at rv/No. 24 Boise State	72
	Donnel Pumphrey	Oct. 4, 2013 vs. Nevada	72

### MOST RUSHING YARDS BY AN AZTEC IN A BOWL GAME

Rk.	Name	Year / Bowl Game / Opponent	Yards
1.	Adam Muema	2013 Idaho Potato Bowl vs. Buffalo	229
2.	Ronnie Hillman	2010 Poinsettia Bowl vs. Navy	228
3.	Rashaad Penny	2017 Armed Forces Bowl vs. Army West Point	221
4.	Marshall Faulk	1991 Freedom Bowl vs. Tulsa	157
5.	▶ Jordan Byrd	2019 New Mexico Bowl vs. Central Michigan	139

and seven punts for 34 yards (4.9 avg.) ... Led the Mountain West in kick return average (31.92, 7th in FBS), and tied for second in kickoff return touchdowns (1, T-5th in FBS) and ranked third in combined kick return yards (417, 22nd in FBS) ... Started the

Was named the Mountain West Special Teams Player of the Week on Dec. 7 for his play at Colorado State on Dec. 5 when he returned two kickoffs for a career-high 148 yards (74.0 avg.), including a 93-yard touchdown ... It was SDSU's first kickoff return TD

### JUNIOR SEASON - 2020 GAME-BY-GAME / RUSHING

Date	Opponent	GP	GS	No.	Yds.	Avg.	Lg.	TD	TD Lengths
O.24	UNLV*	1	1	3	40	13.33	32	0	
O.31	at Utah State*	1	1	1	73	73.00	73	1	73
N.6	San José State*	1	0	2	3	1.50	2	0	
N.14	Hawai'i*	1	0	7	61	8.71	51	1	51
N.21	at Nevada*	1	0	6	6	6.00	6	0	
N.28	at Colorado	1	1	4	6	1.50	3	0	
D.5	Colorado State*	1	0	10	33	3.30	20	0	
D.12	at No. 14/16 Brigham Young	1	0	2	3	1.50	0	0	
<b>2020 SEASON TOTALS</b>		<b>8</b>	<b>3</b>	<b>35</b>	<b>225</b>	<b>6.43</b>	<b>51</b>	<b>2</b>	

### FRESHMAN (TRUE) SEASON - 2018 GAME-BY-GAME / RECEIVING

Date	Opponent	GP	GS	No.	Yds.	Avg.	Lg.	TD	TD Lengths
N.24	Hawai'i*	1	0	1	7	7.0	7	0	
<b>2018 SEASON TOTALS</b>		<b>1</b>	<b>0</b>	<b>1</b>	<b>7</b>	<b>7.0</b>	<b>7</b>	<b>0</b>	

### SOPHOMORE SEASON - 2019 GAME-BY-GAME / RECEIVING

Date	Opponent	GP	GS	No.	Yds.	Avg.	Lg.	TD	TD Lengths
S.7	at UCLA	1	1	4	32	8.0	20	0	
S.14	at New Mexico State	1	1	3	6	2.0	4	0	
O.5	at Colorado State*	1	1	1	-5	-5.0	0	0	
O.19	at San José State*	1	0	1	6	6.0	6	0	
N.9	Nevada*	1	0	1	2	2.0	2	0	
N.23	at Hawai'i*	1	1	1	0	0.0	0	0	
N.30	Brigham Young	1	0	3	10	3.3	10	0	
D.21	vs. Central Michigan~	1	0	2	13	6.5	9	0	
<b>2019 SEASON TOTALS</b>		<b>12</b>	<b>5</b>	<b>16</b>	<b>64</b>	<b>4.0</b>	<b>20</b>	<b>0</b>	

### JUNIOR SEASON - 2020 GAME-BY-GAME / RECEIVING

Date	Opponent	GP	GS	No.	Yds.	Avg.	Lg.	TD	TD Lengths
O.24	UNLV*	1	1	2	13	6.50	9	0	
O.31	at Utah State*	1	1	1	-2	-2.00	0	0	
N.6	San José State*	1	0	1	2	2.00	2	0	
N.14	Hawai'i*	1	0	1	-1	-1.00	0	0	
N.28	at Colorado	1	1	1	1	1.00	1	0	
D.5	Colorado State*	1	0	1	-1	-1.00	0	0	
<b>2020 SEASON TOTALS</b>		<b>8</b>	<b>3</b>	<b>7</b>	<b>12</b>	<b>1.71</b>	<b>9</b>	<b>0</b>	

### FRESHMAN (TRUE) SEASON - 2018 GAME-BY-GAME / KICK RETURNS

Date	Opponent	GP	GS	No.	Yds.	Avg.	Lg.	TD	TD Lengths
A.31	at No. 13/13 Stanford								--- Did Not Play ---
S.8	Sacramento State								--- Did Not Play ---
S.15	No. 23/21 Arizona State	1		0	0	0.0	0	0	
S.22	Eastern Michigan	1		0	0	0.0	0	0	
O.6	at rv/No. 24 Boise State* 1		*	0	0	0.0	0	0	
O.12	Air Force*	1	*	2	32	16.0	23	0	
O.20	San José State*	1	*	0	0	0.0	0	0	
O.27	at Nevada*	1	*	3	49	16.3	20	0	
N.3	at New Mexico*	1	*	0	0	0.0	0	0	
N.10	UNLV*	1	*	3	65	21.7	26	0	
N.17	at Fresno State*	1		0	0	0.0	0	0	
N.24	Hawai'i*	1		0	0	0.0	0	0	
D.19	vs. Ohio#	1		0	0	0.0	0	0	
<b>2018 SEASON TOTALS</b>		<b>11</b>	<b>6</b>	<b>8</b>	<b>146</b>	<b>18.2</b>	<b>26</b>	<b>0</b>	

since Kaegun Williams had one at San Jose State on Oct. 19, 2019 ... The 74.0 kickoff return average was the highest by an Aztec in a game since at least 1996 (min. 2 returns), the second highest in Mountain West history and the second highest in a FBS game for the season ... Additionally, the 148 kickoff return yards were the most by an Aztec since Davin Mauldin totaled 151 yards on Nov. 7, 2009 vs. TCU and the ninth most in program history ... Along with a 90-yard punt return TD by BJ Busbee in the sec-

ond quarter, San Diego State became the first team with a kickoff return and punt return in the same quarter since Tennessee on Oct. 31, 2015 (third quarter at Kentucky) ... Also rushed 10 times in the game for 33 yards and made a catch ... Ran twice for three yards at No. 14/16 Brigham Young on Dec. 12 and had a 23-yard kick return.

### SOPHOMORE SEASON (2019)

Played in 12 of the team's 13 games on the season, starting six times at running back,



# Aztec Players

10 BOWL GAME APPEARANCES SINCE 2010 ▶ 21 CONFERENCE CHAMPIONSHIPS



JORDAN BYRD ◀ PLAYERS



five times at punt returner and nine times as the kick returner ... Rushed 78 times for 355 yards (4.6 avg.) with three touchdowns and a long of 56 yards ... Also had 16 catches for 64 yards (4.0 avg.) with a long grab of 20 yards ... Has also returned 12 punts for 93 yards (7.8 avg.) with a long of 17 yards and 15 kickoffs for 319 yards (21.3 avg.) with a long of 34 yards ... Ranked fifth in the Mountain West in total kick/punt return yards (412, 60th in FBS) ... Led SDSU in all-purpose yards (831), all-purpose yards per game (69.2), punt return yards (93), punt return average (7.8) and kick return yards (319) ... Had a good opener with Weber State, rushing for 50 yards on just five carries (10.0 avg.) with a long of 23 yards, and returning four punts for 25 yards (6.3 avg.) ... The four punt returns, 25 punt return yards and long return of eight yards were each career highs ... Started at running back for the first time of his career at UCLA, rushing a career-high 10 times for 19 yards (1.9 avg.) with a long of six yards, while adding at career-high four receptions for a career-best 32 yards and a career long of 20 yards ... Also logged a career-long 17-yard punt return ... Had a career day at New Mexico State, rushing 22 times for 118 yards (5.4 avg.) and two touchdowns ... Became the 78th different 100-yard rusher in program history ... Was named to the Pro Football Focus Mountain West Team of the Week for the first time of his career ... Set career highs in attempts (22), yards (118) and touchdowns (two) ... His first touchdown was a 1-yard run that put SDSU up, 14-0, in the second quarter while his second from seven yards out gave the Aztecs a 24-0 lead in the third quarter ... Ran for 118 yards after entering the game with 206 yards for his career and doubled his previous touchdown

total (1) ... Also added three receptions for six yards and a 4-yard punt return ... Started for a third straight game vs. Utah State, but was hampered by an early ankle injury ... Still made the most of 17 offensive snaps, rushing 10 times for 20 yards (2.0 avg.), while returning three kicks for 50 yards (16.7 avg.) with a long of 22 yards ... Earned the start at Colorado State, carrying nine times for zero yards in 18 snaps ... Returned a kickoff for a career-long 33 yards and returned two punts for 15 yards (7.5 avg.) with a long of 12 yards ... Also had a catch that went for a 5-yard loss. ... Only played six offensive snaps vs. Wyoming, rushing once for zero yards ... Still returned three kicks for 63 yards (21.0 avg.) with a long of 22 yards and three punts for 21 yards (7.0 avg.) with a long of nine yards ... Only got four snaps at San José State after suffering a hamstring injury, carrying twice for six yards (3.0 avg.) and adding a 6-yard catch ... Also saw some time on special teams before the injury, returning a kickoff 26 yards and a punt 11 yards ... Did not play at UNLV because of the hamstring injury ... Was only on the field for one offensive snap against Nevada, making a 2-yard catch ... Also returned two kickoffs for 50 yards (25.0 avg.) with a long of 28 yards ... Had a 2-yard rush in a pair of offensive snaps vs. Fresno State, while returning two kickoffs for 26 yards (13.0 avg.) with a long of 20 yards ... Earned the start at Hawai'i, carrying the ball once for one yard and adding a catch for zero yards in seven snaps ... Had three catches for 10 yards (3.3 avg.) with a long of six in five offensive snaps against Brigham Young, while returning one kick for 18 yards ... Had a monster game in front of his hometown against Central Michigan in the New Mexico Bowl, rushing for a

## SOPHOMORE SEASON - 2019 GAME-BY-GAME / KICK RETURNS

Date	Opponent	GP	GS	No.	Yds.	Avg.	Lg.	TD	TD Lengths
A.31	Weber State	1		0	0	0.0	0	0	
S.7	at UCLA	1		0	0	0.0	0	0	
S.14	at New Mexico State	1	*	0	0	0.0	0	0	
S.21	Utah State*	1	*	3	50	16.7	22	0	
O.5	at Colorado State*	1	*	1	33	33.0	33	0	
O.12	Wyoming*	1	*	3	63	21.0	22	0	
O.19	at San José State*	1	*	1	26	26.0	26	0	
O.26	at UNLV*	--- Did Not Play - Injured ---							
N.9	Nevada*	1	*	2	50	25.0	28	0	
N.15	Fresno State*	1	*	2	26	13.0	20	0	
N.23	at Hawai'i*	1		0	0	0.0	0	0	
N.30	Brigham Young	1	*	1	18	18.0	18	0	
D.21	vs. Central Michigan~	1	*	2	53	26.5	34	0	
<b>2019 SEASON TOTALS</b>		<b>12</b>	<b>9</b>	<b>15</b>	<b>319</b>	<b>21.3</b>	<b>34</b>	<b>0</b>	

## JUNIOR SEASON - 2020 GAME-BY-GAME / KICK RETURNS

Date	Opponent	GP	GS	No.	Yds.	Avg.	Lg.	TD	TD Lengths
O.24	UNLV*	1	*	2	51	25.5	29	0	
O.31	at Utah State*	1	*	0	0	0.0	0	0	
N.6	San José State*	1	*	3	68	22.7	31	0	
N.14	Hawai'i	1	*	1	21	21.0	21	0	
N.21	at Nevada*	1	*	2	50	25.0	34	0	
N.28	at Colorado	1	*	1	22	22.0	22	0	
D.5	Colorado State*	1	*	2	148	74.0	93	1	93
D.12	at No. 14/16 Brigham Young	1	*	1	23	23.0	23	0	
<b>2020 SEASON TOTALS</b>		<b>8</b>	<b>8</b>	<b>12</b>	<b>383</b>	<b>31.9</b>	<b>93</b>	<b>1</b>	

## FRESHMAN (TRUE) SEASON - 2018 GAME-BY-GAME / PUNT RETURNS

Date	Opponent	GP	GS	No.	Yds.	Avg.	Lg.	TD	TD Lengths
O.12	Air Force*	1		1	3	3.0	3	0	
O.27	at Nevada*	1	*	2	4	2.0	5	0	
<b>2018 SEASON TOTALS</b>		<b>11</b>	<b>2</b>	<b>3</b>	<b>7</b>	<b>2.3</b>	<b>5</b>	<b>0</b>	

## SOPHOMORE SEASON - 2019 GAME-BY-GAME / PUNT RETURNS

Date	Opponent	GP	GS	No.	Yds.	Avg.	Lg.	TD	TD Lengths
A.31	Weber State	1		4	25	6.3	8	0	
S.7	at UCLA	1	*	1	17	17.0	17	0	
S.14	at New Mexico State	1	*	1	4	4.0	4	0	
O.5	at Colorado State*	1	*	2	15	7.5	12	0	
O.12	Wyoming*	1	*	3	21	7.0	9	0	
O.19	at San José State*	1	*	1	11	11.0	11	0	
<b>2019 SEASON TOTALS</b>		<b>12</b>	<b>5</b>	<b>12</b>	<b>93</b>	<b>7.8</b>	<b>17</b>	<b>0</b>	

## JUNIOR SEASON - 2020 GAME-BY-GAME / PUNT RETURNS

Date	Opponent	GP	GS	No.	Yds.	Avg.	Lg.	TD	TD Lengths
O.24	UNLV*	1	*	4	27	6.8	13	0	
O.31	at Utah State*	1	*	2	7	3.5	7	0	
N.6	San José State*	1	*	1	0	0.0	0	0	
<b>2020 SEASON TOTALS</b>		<b>3</b>	<b>3</b>	<b>7</b>	<b>34</b>	<b>4.9</b>	<b>13</b>	<b>0</b>	

*Bold indicates season high. \* - Mountain West game. # - 2018 DXL Frisco Bowl (Toyota Stadium; Frisco, Texas). ~ - 2019 New Mexico Bowl (Dreamstyle Stadium; Albuquerque, N.M.). GS - \* in this category the player was on the field the first time San Diego State was in the kick/punt return formation.*

career-high 139 yards on 17 carries (8.2 avg.) and a touchdown, while adding two catches for 13 yards (6.5 avg.) and two kick returns for 53 yards (26.5 avg.) ... Finished with a career-high 205 all-purpose yards, averaging 9.8 yards per touch en route to earning Co-Offensive Most Valuable Player honors with Jesse Matthews ... Recorded his second 100-yard game of the season and his career ... Had 139 rushing yards after entering the game with only 29 yards over his previous eight games played ... Also had a

season-long 56-yard rush and a career-long 34-yard kick return ... Now has 267 rushing yards in the state of New Mexico (his home state) in three games (89.0 rypg) after recording 225 in his 20 other games played (11.3 ypg) ... The touchdown was his third of the season and fourth of his career.

## FRESHMAN (TRUE) SEASON (2018)

Shared the team's outstanding freshman award (with CB Darren Hall) ... Played in 11 games on the season, rushing 23 times for

AZTEC FOOTBALL MEDIA GUIDE

# Aztec Players



10 BOWL GAME APPEARANCES SINCE 2010 ▶ 21 CONFERENCE CHAMPIONSHIPS

137 yards (6.0 avg.) with a 72-yard touchdown ... Also had a 7-yard catch, and returned eight kicks for 146 yards (18.2 avg.) with a long of 26 and returned three punts for seven yards (2.3 avg.) ... Did not play in the opener at No. 13/13 Stanford or against Sacramento State ... Came in for one snap against No. 23/25 Arizona State, rushing for 11 yards ... Was on the field for one snap vs. Eastern Michigan, but did not record a stat ... Had a breakout game at rv/No. 24 Boise State, rushing for 76 yards and a touchdown on three attempts (25.3 avg.) ... **Recorded his first career touchdown on his fourth career attempt** ... The 72-yard run was the longest of the season for the Aztecs ... Carried the ball a career-high six times against Air Force, but finished with a net zero yards with a long of two yards ... Also returned two kickoffs for 32 yards (16.0 avg.) with a long

of 23 and returned a punt for three yards ... Ran three times for nine yards (3.0 avg.) in seven snaps vs. San José State ... Had a 1-yard run in six snaps at Nevada, while returning three kickoffs for 49 yards (16.3 avg.) with a long of 20, and returning two punts for four yards with a long of 5 ... Set career bests in kickoff returns (3), kick return yards (49), punt returns (2), punt return yards (4) and long punt return (5) ... Carried four times for 10 yards (2.5 avg.) in front of his home crowd at New Mexico ... Carried once for nine yards for a first down against UNLV and added three kickoff returns for a career-high 65 yards (21.7 avg.), including a career long of 26 yards ... Played two snaps of statless ball at Fresno State ... In nine snaps vs. Hawai'i, rushed three times for 18 yards (6.0 avg.) with a long of 16 yards, while adding his first career catch for seven yards ... Had

a 3-yard rush in three snaps vs. Ohio in the DXL Frisco Bowl.

## HIGH SCHOOL

Was a three-year letter winner at Manzano High School in Albuquerque, N.M. ... Led the Monarchs to a state championship in 2017 and a perfect 13-0 record ... Manzano High School improved its record each of Byrd's three years, going from 7-5 in 2015, to 10-3 in 2016 to 13-0 in 2017 ... Played quarterback, running back and wide receiver at MHS, and also returned kicks and punts ... Over his three years (according to MaxPreps), was 112-for-177 (63.3 pct.) for 1,522 yards and 16 touchdowns against four interceptions, while rushing 344 times for 2,750 yards (8.0 avg.) and 37 touchdowns, and adding 41 catches for 669 yards (16.3 avg.) and four touchdowns ... Best season statistically was 2017, where he was 72-for-107 (67.4 pct.) for 1,011 yards and 10 touchdowns in the air, 1,235 yards and 21 touchdowns on the ground on 158 carries (7.8 avg.), and adding 25 catches for 381 yards (15.2 avg.) and three touchdowns ... Earned all-state and all-metro honors, and was the league MVP ... Was a three-time team MVP ... As an athlete, earned three stars from 247sports and two stars from Rivals ... Rated as the top recruit in New Mexico by 247sports ... Also competed on the track and field team, where he won four straight 100-meter state titles, three 200 championships.

## PERSONAL

Jordan Lamont Byrd was born April 7, 2000, in Albuquerque, N.M. ... Son of Lamont Byrd and Nicole Bedford ... According to Rivals, also had scholarship offers from TCU, Arizona, Utah, Texas Tech, Utah State and New Mexico ... Is majoring in interdisciplinary studies.

## SINGLE-GAME BESTS

**Career Highs:** **Carries:** 22 at New Mexico State (9/14/19); **Rushing Yards:** 139 vs. Central Michigan (12/21/19); **Rushing Touchdowns:** 2 at New Mexico State (9/14/19); **Long Rush:** 73 at Utah State (10/31/20); **Receptions:** 4 at UCLA (9/7/19); **Receiving Yards:** 32 at UCLA (9/7/19); **Long Reception:** 20 at UCLA (9/7/19); **Kick Returns:** 3, five times; **Kick Return Yards:** 148 vs. Colorado State (12/5/20); **Kick Return Touchdowns:** 1 vs. Colorado State (12/5/20); **Long Kick Return:** 93 vs. Colorado State (12/5/20); **Punt Returns:** 4 vs. UNLV (10/24/20), vs. Weber State (8/31/19); **Punt Return Yards:** 27 vs. UNLV (10/24/20); **Long Punt Return:** 17 at UCLA (9/7/19); **All-Purpose Yards:** 205 vs. Central Michigan (12/21/19); **Total Touchdowns:** 2 at New Mexico State (9/14/19)

## Byrd's Career Statistics

Season	Rushing								Receiving				
	GP	GS	Att.	Yds.	TD	Lg.	Avg.	100+	No.	Yds.	Avg.	TD	Lg.
2018	11	0	23	137	1	72	6.0	0	1	7	7.0	0	7
2019	12	6	78	355	3	56	4.6	2	16	64	4.0	0	20
2020	8	3	35	225	2	73	6.4	0	7	12	1.7	0	9
<b>Career</b>	<b>31</b>	<b>9</b>	<b>136</b>	<b>717</b>	<b>6</b>	<b>73</b>	<b>5.3</b>	<b>2</b>	<b>24</b>	<b>83</b>	<b>3.5</b>	<b>0</b>	<b>20</b>

Season	Kick Returns							All-Purpose	
	GP	GS	No.	Yds.	Avg.	Long	TD	Total	Yds/Gm.
2018	11	6	8	146	18.2	26	0	297	27.0
2019	12	9	15	319	21.3	34	0	831	69.2
2020	8	8	12	383	31.9	93	1	654	81.8
<b>Career</b>	<b>31</b>	<b>23</b>	<b>35</b>	<b>848</b>	<b>24.2</b>	<b>93</b>	<b>1</b>	<b>1,782</b>	<b>57.5</b>

Season	Punt Returns						
	GP	GS	No.	Yds.	Avg.	Long	TD
2018	11	2	3	7	2.3	5	0
2019	12	5	12	93	7.8	17	0
2020	8	3	7	34	4.9	13	0
<b>Career</b>	<b>31</b>	<b>10</b>	<b>22</b>	<b>134</b>	<b>6.1</b>	<b>17</b>	<b>0</b>

# 55 → Joey Capra



- ◆ Offensive Line
- ◆ Sophomore - Squad, 6-4, 300
- ◆ Auburn, Calif.
- ◆ Placer High

Older brothers, Johnny (Utah, 2016-17) and Jacob (Oregon, 2017-18; SDSU, 2019-20), each played Division I football.

## ◆ 2020 MW Fall All-Academic Team

Signed with the Aztecs in December 2018 and enrolled in classes for the 2019 spring semester ... Has vast potential ... Enters the 2021 season third at right guard on the depth chart.

## Capra's Career Statistics

Season	GP	GS
2020	1	0
<b>Career</b>	<b>1</b>	<b>0</b>

## FRESHMAN SEASON (2020)

Was on the travel squad for all eight games on the season, but only played late at Utah State on Oct. 31.

## REDSHIRT SEASON (2019)

Redshirted his first season at San Diego State, working with the program in the spring and fall of 2019.

## HIGH SCHOOL

Led Placer High School to a 12-1 record in 2018 and a league championship ... The Hillmen were also 13-2 and the state runner-up in 2017 ... Also competed on the track and field team at Placer HS ... Was a consensus three-star prospect by ESPN, Rivals and 247Sports ... Ranked as the 11th-best center by 247sports ... Listed as the 81st-best recruit in California regardless of position.

## PERSONAL

Joseph John Capra was born Aug. 30, 2000, in Reno, Nev. ... Son of Joey and Janine Capra ... Older brothers, Johnny (Utah) and Jacob (Oregon, San Diego State) also played Division I football ... Picked the Aztecs over numerous offers, including Oregon, Washington State, Arizona State, Boise State, Fresno State, Utah, Utah State, Duke, Army West Point, Nevada, Wyoming, Air Force, Oregon State, UNLV, Rice, San José State, Cal Poly, Cornell, Harvard, Princeton, Sacramento State and Yale ... Is majoring in criminal justice.





## 31 → Davaughn Celestine



- ◆ Safety
- ◆ Sophomore - Squad, 6-0, 195
- ◆ Placentia, Calif.
- ◆ El Dorado High

Walk-on, who looks to get bigger in the weight room ... Enters the season, his third in the program, as the backup field warrior to senior and four-time letter winner Trenton Thompson.

### Celestine's Career Statistics

Season	GP	GS	UA	A	TT	TFL	Sk	Int.	PBU	FF	FR
2020	3	0	0	0	0	0.0	0.0	0	0	0	0
Career	3	0	0	0	0	0.0	0.0	0	0	0	0

#### FRESHMAN SEASON (2020)

Played in three games on special teams without recording a stat ... Was not on the travel squad for the first four games of the season ... Played on special teams in his first career appearance at Nevada on Nov. 21 ... Also played on special teams in the next two games at Colorado (Nov. 28) and vs. Colorado State (Dec. 5) ... Was on the travel squad, but did not play at No. 14/16 Brigham Young on Dec. 12.

#### REDSHIRT SEASON (2019)

Redshirted his first year with the Aztecs.

#### HIGH SCHOOL

Was a three-year letter winner at El Dorado High School in Placentia, Calif. ... Earned first-team all-league defensive back honors and was named the league's special teams player of the year ... According to MaxPreps, ran for 689 yards and six touchdowns as a senior, while adding 13 catches for 274

yards (21.1 avg.) and three scores ... On the defensive side of the ball as a senior, recorded 57 tackles, seven interceptions and 11 pass deflections ... Also returned 10 kicks for 371 yards (37.1 avg.) and a touchdown, and 12 punts for 422 yards (35.2 avg.) and two scores ... Picked up the Orange County Register Offensive Player of the Week accolades on Sept. 17, 2018 ... Also was named a scholar-athlete by the National Football Foundation ... Set a school record in the triple jump (39-0) and ran a leg of the school-record 4x100 relay (44.98) ... Was a four-year scholar athlete in both football and track & field.

#### PERSONAL

Davaughn Alton Celestine was born June 19, 2001, in Santa Ana, Calif. ... Son of Donnifer and Ivanoe Celestine ... Older brother, Donnelius, was on the track & field team at Chapman Univ. ... Is majoring in kinesiology with an emphasis as a fitness specialist.

## 61 → Brandon Crenshaw-Dickson



- ◆ Offensive Line
- ◆ Sophomore - Squad, 6-6, 320
- ◆ Inglewood, Calif.
- ◆ Narbonne High

Played his prep ball at Narbonne High with fellow 2019 signee Brionne Penny.

### Crenshaw-Dickson's Career Statistics

Season	GP	GS
2020	1	0
Career	1	0

- ◆ 2019 SDSU Offensive Scout Player of the Year

Physical offensive lineman, who continues to improve his technique ... Enters the 2021 campaign as the projected starting right tackle, despite playing in only one career game.

#### FRESHMAN SEASON (2020)

Played in only one game, logging snaps late in a blowout win at Utah State ... Was on the travel roster the entire season.

#### REDSHIRT SEASON (2019)

Redshirted his first season at San Diego State, where he was named the SDSU Offensive Scout Player of the Year.

#### HIGH SCHOOL

Joins the Aztecs with from Narbonne High School ... Helped lead the Gauchos to a 10-4 record in 2018 ... According to MaxPreps, finished with 12 pancake blocks in 2018 ... A three-star recruit by ESPN and 247sports, and a two-star prospect by Rivals ... Received a scout grade of 81 by 247sports and 73 by ESPN.

#### PERSONAL

Brandon Crenshaw-Dickson was born Feb. 22, 2001, in Torrance, Calif. ... Son of Monica

Barrett ... Picked the Aztecs over an offer from Arizona State ... Is majoring in interdisciplinary studies.

## 84 → Darius De Los Reyes



- ◆ Wide Receiver
- ◆ Freshman - Redshirt, 5-9, 170
- ◆ San Diego, Calif.
- ◆ Lincoln High

Walk-on wide receiver who has been impressive in practice so far ... Has great hands and continues to improve his route-running ... Enters the 2021 season as the fifth 'H' receiver on the depth chart.

#### REDSHIRT SEASON (2020)

Redshirted his first season at San Diego State, while working with the scout team.

#### HIGH SCHOOL

Prepped at nearby Lincoln High School in San Diego ... Earned three letters for the Hornets, leading them to a 10-3 record as a senior in 2019 ... Was an all-league selection and his team's offensive player of the year ... According to MaxPreps, caught 19 passes for 217 yards (11.4 avg.) and a touchdown as a senior, while rushing for 389 yards and three touchdowns on 65 carries (6.0 avg.) ... Also returned punts and kickoffs ... Also played volleyball and was a member of the track & field team ... Was a scholar-athlete.

#### PERSONAL

Darius De Los Reyes was born Dec. 12, 2001, in San Diego ... Son of Gerardo and Minette and Maristela ... Also considered Air Force, Army West Point, Montana State, William & Mary, Yale and Fordham in the recruiting process ... Is majoring in business and management ... Plays the ukulele, piano and guitar, and also sings.



## 81 → Ethan Dedeaux



- ◆ Wide Receiver
- ◆ Senior - 3 Letters, 5-9, 185
- ◆ Las Vegas, Nev.
- ◆ Liberty High

A remarkable 10 of his 34 career catches, 128 of his 419 yards and both TDs have come in his three games against UNLV.

### At A Glance

▶ Had 22 catches for 262 yards (11.9 avg.) in 2018 as a redshirt freshman.

▶ Caught a career-long 49-yard pass for a touchdown at UNLV on Oct. 26, 2019 in his first collegiate game in front of his hometown of Las Vegas, Nev.

▶ Then added a 4-yard touchdown catch vs. UNLV in the 2020 opener.

### SOPHOMORE SEASON (2019)

Played in 11 games with two starts ... Had seven catches for 121 yards (17.3 avg.) with a 49-yard touchdown ... The 49-yard touchdown was tied for the longest pass play by the Aztecs on the season ... Also had a 14-yard kick return and two rushes for 4 yards (2.0 avg.) ... Started for the ninth time of his career in the opener against Weber State, where he had an 8-yard reception ... Came of the bench to play 31 snaps at UCLA without recording a stat ... Played 18 snaps off the bench at New Mexico State without recording an offensive stat ... Did return a

### Ethan Dedeaux - Inside The Numbers

#### MOST RECEIVING YARDS BY AN AZTEC FRESHMAN SINCE 1996 / GAME

Rk.	Name	Opponent	Date	Receptions	Yards
1.	Jesse Matthews	Fresno State	Nov. 15, 2019	8	119
2.	Jesse Matthews	vs. Central Michigan	Dec. 21, 2019	3	111
3.	▶ Ethan Dedeaux	Sacramento State	Sept. 8, 2018	6	90
4.	Jesse Matthews	Brigham Young	Nov. 30, 2019	4	78
5.	Michael Franklin	at Wyoming	Oct. 19, 2002	8	75

Pronounced DAY-doh ... Excellent route-runner with great hands ... Will be expected to log snaps as a receiver and also plays on special teams ... Enters the season as the co-starting "H" receiver with BJ Busbee.

#### JUNIOR SEASON (2020)

Started two games and played in seven of eight ... Had five catches for 36 yards (7.2 avg.), including a 4-yard touchdown ... Earned the start in the opener against UNLV on Oct. 24, making two catches for 16 yards (8.0 avg.), including a 4-yard touchdown grab ... The touchdown was the second of his career (also vs. UNLV on Oct. 26, 2019 in Las Vegas) ... Also was the team's starting holder ... Came off the bench at Utah State on Oct. 31 without recording a stat ... Earned the start against San José State on Nov. 6, but did not record a stat ... Came off the bench to play statless time vs. Hawai'i on Nov. 14 and at Nevada on Nov. 21 ... Missed the Colorado game on Nov. 28 with an injury ... Came off the bench against Colorado State on Dec. 5 and made two tough catches for 14 yards (7.0 avg.), including a long of nine yards ... Made a 6-yard catch at No. 14/16 Brigham Young on Dec. 12.

kickoff for 14 yards ... Logged the start vs. Utah State, making two catches for 18 yards (9.0 avg.) with a long of 12 yards over 56 snaps ... Played 10 statless snaps off the bench at Colorado State ... Missed the Wyoming game with an injury ... Also missed the San José State game ... Returned to play in front of his hometown at UNLV, recording a 49-yard touchdown catch in 21 snaps off the bench ... The touchdown was the first of his career ... The 49-yard catch was a career long and then tied SDSU's longest pass play this season ... Made a 23-yard catch in 15 snaps off the bench against Nevada ... Logged four statless snaps vs. Fresno State ... Had a 4-yard catch in 23 snaps off the bench at Hawai'i ... Did not record a stat in 14 snaps against Brigham Young ... Made a 19-yard catch and had a 6-yard rush in 14 offensive snaps against Central Michigan in the New Mexico Bowl before exiting the game after a targeting play.

#### FRESHMAN SEASON (2018)

Started eight of the 10 times he played on the season ... Started the team's first five games, missing the next three (one with in-

### Dedeaux' Career Game-By-Game

#### FRESHMAN SEASON - 2018 GAME-BY-GAME

Date	Opponent	GP	GS	No.	Yds.	Avg.	Lg.	TD	TD Lengths
A.31	at No. 13/13 Stanford	1	1	3	21	7.0	9	0	
S.8	Sacramento State	1	1	6	90	15.0	27	0	
S.15	No. 23/25 Arizona State	1	1	2	30	15.0	15	0	
S.22	Eastern Michigan	1	1	2	20	10.0	11	0	
O.6	at rv/No. 24 Boise State*	1	1	0	0	0.0	0	0	
O.12	Air Force*	--- Did Not Play - Injury ---							
O.20	San José State*	--- Did Not Play - Personal ---							
O.27	at Nevada*	--- Did Not Play - Personal ---							
N.3	at New Mexico*	1	0	2	38	19.0	29	0	
N.10	UNLV*	1	1	7	63	9.0	46	0	
N.17	at Fresno State*	1	1	0	0	0.0	0	0	
N.24	Hawai'i*	1	1	0	0	0.0	0	0	
D.19	vs. Ohio#	1	0	0	0	0.0	0	0	
<b>2018 SEASON TOTALS</b>		<b>10</b>	<b>8</b>	<b>22</b>	<b>262</b>	<b>11.9</b>	<b>46</b>	<b>0</b>	

#### SOPHOMORE SEASON - 2019 GAME-BY-GAME

Date	Opponent	GP	GS	No.	Yds.	Avg.	Lg.	TD	TD Lengths
A.31	Weber State	1	1	1	8	8.0	8	0	
S.7	at UCLA	1	0	0	0	0.0	0	0	
S.14	at New Mexico State	1	0	0	0	0.0	0	0	
S.21	Utah State*	1	1	2	18	9.0	12	0	
O.5	at Colorado State*	1	0	0	0	0.0	0	0	
O.12	Wyoming*	--- Did Not Play - Injury ---							
O.19	at San José State*	--- Did Not Play - Injury ---							
O.26	at UNLV*	1	0	1	49	49.0	49	1	49
N.9	Nevada*	1	0	1	23	23.0	23	0	
N.15	Fresno State*	1	0	0	0	0.0	0	0	
N.23	at Hawai'i*	1	0	1	4	4.0	4	0	
N.30	Brigham Young	1	0	0	0	0.0	0	0	
D.21	vs. Central Michigan~	1	0	1	19	19.0	19	0	
<b>2019 SEASON TOTALS</b>		<b>11</b>	<b>2</b>	<b>7</b>	<b>121</b>	<b>17.3</b>	<b>49</b>	<b>1</b>	

#### JUNIOR SEASON - 2020 GAME-BY-GAME

Date	Opponent	GP	GS	No.	Yds.	Avg.	Lg.	TD	TD Lengths
O.24	UNLV*	1	1	2	16	8.0	12	1	4
O.31	at Utah State*	1	0	0	0	0.0	0	0	
N.6	San José State*	1	1	0	0	0.0	0	0	
N.14	Hawai'i*	1	0	0	0	0.0	0	0	
N.21	at Nevada*	1	0	0	0	0.0	0	0	
N.28	at Colorado	--- Did Not Play - Injury ---							
D.5	Colorado State*	1	0	2	14	7.0	9	0	
D.12	at No. 14/16 Brigham Young	1	0	1	6	6.0	6	0	
<b>2020 SEASON TOTALS</b>		<b>8</b>	<b>8</b>	<b>21</b>	<b>203</b>	<b>9.7</b>	<b>21</b>	<b>0</b>	

*Bold indicates season high. \* - Mountain West game. # - 2018 DXL Frisco Bowl (Toyota Stadium; Frisco, Texas). ~ - 2019 New Mexico Bowl (Dreamstyle Stadium; Albuquerque, N.M.).*

jury, two because of personal reasons), before returning to play at New Mexico and starting three of the final four games ... Had 22 catches for 262 yards (11.9 avg.) with a long of 46 yards ... Also had four rushes for 13 yards (3.2 avg.) and four punt returns for minus-7 yards (-1.8 avg.) ... Started his first career appearance at No. 13/13 Stanford, making three catches for 21 yards (7.0 avg.) ... Also had a 4-yard rush ... Had six receptions and 90 yards in just his second career start and game played against Sacramento State ... The six catches and 90 yards were a game high ... His 90 yards were then the most by an Aztec freshman since at least

1996 ... For his efforts, was named to the Pro Football Focus Mountain West Team of the Week ... Also returned his first career punt of five yards ... Made two catches for 30 yards (15.0 avg.) in a third straight start vs. No. 23/25 Arizona State ... Also added a 6-yard rush and returned a punt (for a 1-yard loss) ... Started for a fourth straight game vs. Eastern Michigan, recording two catches for 20 yards (10.0 avg.) with a long of 11 yards ... Also returned one punt for two yards ... Started at rv/No. 24 Boise State without recording a stat ... Exited the game early after a shoulder injury suffered on a punt return and fumble ... Did not play against Air



# Aztec Players

10 BOWL GAME APPEARANCES SINCE 2010 ► 21 CONFERENCE CHAMPIONSHIPS



ETHAN DEDEAUX -- DAVID DELGADO ◀ PLAYERS



Force because of the shoulder injury, and missed the next two because of personal reasons ... Returned to log 16 snaps at New Mexico, making two catches for 38 yards (19.0 avg.) ... Had a big game in a start vs. UNLV, making a career-high and game-high seven receptions for 63 yards (9.0 avg.) ... The seven catches were tied for the second

most in a game during the Jeff Horton offensive coordinator era (since 2015) ... Started at Fresno State and again vs. Hawai'i, but did not find the stat sheet ... Came off the bench for 26 statless snaps vs. Ohio in the DXL Ohio Bowl.

#### REDSHIRT SEASON (2017)

Redshirted his first season at SDSU.

#### HIGH SCHOOL

Four-year letter winner at Liberty High School in Las Vegas ... Did a little bit of everything for the Patriots, logging time as a wide receiver, running back, cornerback, safety and even quarterback ... Helped lead Liberty to a 43-11 record over the four years, including a 17-1 mark in league action ... According to MaxPreps, amassed 2,843 receiving yards on 138 catches (20.6 avg.) and 34 touchdowns over his final three seasons, while adding 590 rushing yards on 69 attempts (8.6 avg.) and 14 additional scores ... Best season was his senior year in 2016 when he had 59 catches for 1,162 yards (19.7 avg.) and 15 touchdowns, while rushing for 280 yards and eight touchdowns on 32 carries (8.8 avg.) ... Also was 9-for-10 for 27 yards as a quarterback as a junior in 2015 ... Recorded 110 tackles, 11 interceptions, 28 pass deflections, one forced fumble and a fumble recovery over his four-year career ... Also returned 36 kicks for 1,030 yards (28.6 avg.) and three touchdowns over his career to go along with nine punt returns for 100 yards (11.1 avg.) ... Altogether had 54 touchdowns in 54 games over his career, including 23 as a senior ... Was a three-time all-state selection and a three-time all-league pick ... Was a three-star recruit by Rivals (wide receiver) and ESPN (athlete), and a two-star recruit by 247sports and Scout (cornerback) ... 247sports graded him out at 79 ... Received a grade of 71 by ESPN, where he is also rated as the 14th-best recruit in the state of Nevada ... Also ran track at Liberty High School ... Was on the school's dean's list and was a student of the month.

#### PERSONAL

Ethan Miles Dedeaux was born Oct. 14, 1998, in West Hills, Calif. ... Son of Jon Dedeaux ... Picked the Aztecs over offers from Hawai'i, UNLV, Idaho, Northern Arizona and Adams State ... Is majoring in interdisciplinary studies.

#### SINGLE-GAME BESTS

**Career Highs:** Receptions: 7 vs. UNLV (11/10/18); Receiving Yards: 90 vs. Sacramento State (9/8/18); Touchdown Receptions: 1 vs. UNLV (10/24/20), at UNLV (10/26/19); Long Reception: 49 at UNLV (10/26/19); Carries: 1, six times; Rushing Yards: 6 vs. Central Michigan (12/21/19), vs. No. 23/25 Arizona State (9/15/18); Long Rush: 6 vs. Central Michigan (12/21/19), vs. No. 23/25 Arizona State (9/15/18); Kick Returns: 1 at New Mexico State (9/14/19); Kick Return Yards: 14 at New Mexico State (9/14/19); Long Kick Return: 14 at New Mexico State (9/14/19); Punt Returns: 1, four times; Punt Return Yards: 5 vs. Sacramento State (9/8/18); Long Punt Return: 5 vs. Sacramento State (9/8/18); All-Purpose Yards: 95 vs. Sacramento State (9/8/18); Total Touchdowns: 1 vs. UNLV (10/24/20), at UNLV (10/26/19).

## Dedeaux' Career Statistics

Receiving Season	GP	GS	Rec.	Yds.	Avg.	Long	TD
2018	10	8	22	262	11.9	46	0
2019	11	2	7	121	17.3	49	1
2020	7	2	5	36	7.2	12	1
<b>Career</b>	<b>28</b>	<b>12</b>	<b>34</b>	<b>419</b>	<b>12.2</b>	<b>49</b>	<b>1</b>

# 41 → David Delgado



- ◆ Kicker
- ◆ Sophomore - Squad, 5-10, 165
- ◆ San Diego, Calif.
- ◆ Hilltop High

◆ 2020 MW Fall All-Academic Team

Accurate kicker, who joined the Aztecs in the spring of 2019 ... Adds depth behind two-time all-Mountain West selection Matt Araiza

... Enters the season as the co-starting kicker (with Araiza) and third on the depth chart at the holder position.

#### FRESHMAN SEASON (2020)

Did not play in the 2020 season but was on the travel squad for all eight games.

#### REDSHIRT SEASON (2019)

Did not play in his first season with the Aztecs.

#### HIGH SCHOOL

Received two letters at nearby Hilltop High School in Chula Vista, Calif., under former Aztec quarterback Drew Westling ... Helped the Lancers to a pair of league titles, going

undefeated each season ... Was the team's special teams MVP as a senior ... According to MaxPreps, was 7-for-12 (.583) in field goal attempts and 43-for-48 (.896) in PATs ... Also was the team's punter as a senior, punting 40 times with a long of 51 yards ... Also won awards while playing on Hilltop High's soccer (coach's award) and volleyball (team leader) team ... A scholar-athlete.

#### PERSONAL

David Delgado was born Nov. 9, 2001, in San Diego ... Son of Alejandra Delgado ... A criminal justice major with plans to join the California Highway Patrol.

AZTEC FOOTBALL MEDIA GUIDE



## 45 → Wyatt Draeger



- ◆ Defensive Line
- ◆ Sophomore - 1 Letter, 6-4, 260
- ◆ Reno, Nev.
- ◆ Reno High

Young, physical lineman who continues to get better ... Enters the 2021 season as the co-backup defensive tackle to senior all-Mountain West selection Jonah Tavai.

### FRESHMAN SEASON (2020)

Played in five of the team's eight games on defense, but did not record a stat ... His games played came against Utah State (Oct. 31), Hawai'i (Nov. 14), at Nevada (Nov. 21), Colorado State (Dec. 5) and at No. 14/16 Brigham Young (Dec. 12).

### REDSHIRT SEASON (2019)

Redshirted his first season at SDSU.

### HIGH SCHOOL

Earned three letters at Reno High in Reno, Nev. ... Received all-state honorable mention accolades, playing defensive end, fullback

and some tight end ... Also was a Northern 4A all-region pick on defense ... A three-star recruit by 247sports and a two-star recruit by Rivals ... Ranked as the 19th-best recruit in the state of Nevada by 247sports.

### PERSONAL

Wyatt Alan Draeger was born March 25, 2001, in Reno, Nev. ... Son of Jeff and Lena Draeger ... Picked the Aztecs over offers from Fresno State, Idaho, Montana State and Southern Oregon, according to Rivals ... Is majoring in Is majoring in general business.

## Draeger's Career Statistics

Season	GP	GS	UA	A	TT	TFL	Sk	Int.	PBU	FF	FR
2020	5	0	0	0	0	0.0	0.0	0	0	0	0
Career	5	0	0	0	0	0.0	0.0	0	0	0	0

## 73 → William Dunkle



- ◆ Offensive Line
- ◆ Junior - 2 Letters, 6-5, 330
- ◆ Chula Vista, Calif.
- ◆ Eastlake High

Was the only freshman offensive lineman to make the 2019 all-MW team, earning honorable mention.

### ◆ 2019 Honorable Mention All-MW

ters his fourth season as the starting right guard.

### JUNIOR SEASON (2021)

Has been named a preseason first-team all-Mountain West selection by Pro Football Focus as an interior offensive lineman ... Also has been selected a second-team pick by Athlon Sports and a fourth-team selection by Phil Steele Magazine.

### SOPHOMORE SEASON (2020)

Was named a preseason first-team all-Mountain West selection by College Football News ... Also was a preseason third-team all-MW pick by Athlon Sports and a fourth-team honoree by Phil Steele Magazine ... College Football News lists him as "SDSU's best offensive player," while ESPN had him as "One of SDSU's five-best returning players" ... Part of a team that was named to the Joe Moore Midseason Honor Roll for the best offensive line (one of only two Mountain West teams (also Air Force)) ... Started four of the team's eight games at right guard and played in five, missing three because of COVID-19 contact tracing ... Did not allow a sack and just two pressures on the season ... Started the opener vs. UNLV, and again at Utah State and vs. San José State ... Did not play against Hawai'i, at Nevada or at

## William Dunkle - Inside The Numbers

### AZTEC FRESHMEN OFFENSIVE LINE ALL-MOUNTAIN WEST PICKS IN LEAGUE HISTORY / SINCE 1999

Name	Year	Team
▶ William Dunkle	2019	HM
Keith Ismael	2017	2nd
Tyler Roemer	2017	2nd

### AZTEC FRESHMEN ALL-MOUNTAIN WEST PICKS IN LEAGUE HISTORY / SINCE 1999

Name	Pos.	Year	Team
▶ William Dunkle	OL	2019	HM
Cameron Thomas	DL	2019	1st
Matt Araiza	K	2019	HM
Keith Ismael	OL	2017	2nd
Tyler Roemer	OL	2017	2nd
Tariq Thompson	DB	2017	2nd
Ronnie Hillman	RB	2010	1st
Gavin Escobar	TE	2010	2nd
Atiyah Henderson	RB	2006	HM
Lynell Hamilton	RB	2003	1st
Kirk Morrison	LB	2001	HM

Colorado ... Returned to play 58 snaps off the bench against Colorado State ... Played the entire game as a starter at No. 14/16 Brigham Young.

### FRESHMAN SEASON (2019)

Was named a honorable-mention all-Mountain West selection by the league's coaches and media, and landed on the Pro Football Focus Mountain West Team of the Year as an honorable-mention pick ... Started 12 games at right guard and played in all 13 on the season ... Was named to the Pro Football Focus Mountain West Team of the Week three times ... Graded out as the No. 4 offensive guard in the MW by Pro Football

## Dunkle's Career Game-By-Game

### FRESHMAN SEASON - 2019 G-x-G

Date	Opponent	GP	GS/POS
A.31	Weber State	1	RG
S.7	at UCLA	1	RG
S.14	at New Mexico State	1	
O.21	Utah State*	1	RG
O.5	at Colorado State*	1	RG
O.12	Wyoming*	1	RG
O.19	at San José State*	1	RG
O.26	at UNLV*	1	RG
N.9	Nevada*	1	RG
N.15	Fresno State*	1	RG
N.23	at Hawai'i*	1	RG
N.30	Brigham Young	1	RG
D.21	vs. Central Michigan~	1	RG
<b>2019 SEASON TOTALS</b>		<b>13</b>	<b>12</b>

### SOPHOMORE SEASON - 2020 G-x-G

Date	Opponent	GP	GS/POS
O.24	UNLV*	1	RG
O.31	at Utah State*	1	RG
N.6	San José State*	1	RG
N.14	Hawai'i*	---	Did Not Play - Inj. --
N.21	at Nevada*	---	Did Not Play - Inj. --
N.28	at Colorado	---	Did Not Play - Inj. --
D.5	Colorado State*	1	
D.12	at No. 14/16 Brigham Young	1	RG
* - Mountain West game. ~ - 2019 New Mexico Bowl (Dreamstyle Stadium; Albuquerque, N.M.).			

Focus ... Started for the first time of his career in his first career game vs. Weber State, grading out as the highest on the Aztec offense (4.3) by Pro Football Focus and the 10th-best mark in the country for the first week ... For his efforts, was named to the Pro Football Focus Mountain West Team of

## At A Glance

▶ Nephew of Freddy Dunkle, who was a four-year letter winner with the Aztecs from 2004-07, registering 36 tackles and a forced fumble as a linebacker and special teams player.

▶ As a redshirt freshman in 2019 was one of three SDSU offensive linemen to earn all-Mountain West accolades, joining current Washington Redskin Keith Ismael (first team) and Daishawn Dixon (second team) when he was an honorable-mention selection.

▶ Excluding kickers, joined teammate Cameron Thomas (first team at DT) and Boise State's George Holani (second team at RB) as the only freshmen on the 2019 all-Mountain West team.

Big body, who continues to improve his technique ... Possesses a ton of physicality ... One of the best interior offensive linemen on the West Coast ... Entered the 2019 season as the projected starting right guard despite not having played in a collegiate game ... En-



# Aztec Players



10 BOWL GAME APPEARANCES SINCE 2010 ▶ 21 CONFERENCE CHAMPIONSHIPS

the Week ... Started again the following week at UCLA, playing 55 of 84 snaps ... Came off the bench at New Mexico State, playing 28 snaps ... Started and played all 84 snaps vs. Utah State ... Started again at Colorado State, where he was named to the Pro Football Focus Mountain West Team of the Week ... Also started and played every offensive snap vs. Wyoming and at San José State ... Earned the start at UNLV, where he was named to the Pro Football Focus Mountain West Team of the Week for the third time on the year ... Also started vs. Nevada, against Fresno State, at Hawai'i, against Brigham Young and vs. Central Michigan in the New Mexico Bowl.

## REDSHIRT SEASON (2018)

Utilized his redshirt season.

## HIGH SCHOOL

A three-year letter winner and two-time captain at nearby Eastlake High School in Chula Vista, Calif. ... Led the Titans to a 10-3 record in 2017 after finishing just 2-9 the previous year ... Team was the runner-up at CIFs in 2017 ... Was a three-time all-league selection and an all-CIF honoree ... Also was a three-star offensive lineman ... Was a three-star recruit by 247sports and a two-star recruit by Rivals.

## PERSONAL

William Anthony Dunkle was born Dec. 30, 1999, in San Ysidro, Calif. ... Son of Jess Gonzales ... According to Rivals, also received scholarship offers from UCF, Fresno State, Colorado State, Utah State, Illinois, UNLV, UTEP and South Dakota ... Nephew of Freddie Dunkle, who played at San Diego State from 2004-07 ... Is majoring in interdisciplinary studies.



## Dunkle's Career Statistics

Season	GP	GS
2019	13	12
2020	8	4
Career	21	16

## 87 → Koby Duru



- ♦ Wide Receiver
- ♦ Junior - Squad, 6-2, 200
- ♦ La Puente, Calif.
- ♦ Bishop Amat High/Montana State

Pronounced DUH-rew ... Looks to see playing time this year after joining the program for the 2019 fall camp and not playing in 2020 ... Enters the season fourth on the depth chart at the 'X' receiver.

## SOPHOMORE SEASON (2020)

Did not play in 2020.

## FRESHMAN SEASON (2019)

Did not play during the 2019 season.

## AT MONTANA STATE (2018)

Did not play while at Montana State, but was an all-academic pick and on the honor roll.

## HIGH SCHOOL

Earned two letters at Bishop Amat Memorial High School in La Puente, Calif. ... According to MaxPreps, caught 23 passes for 370 yards and six touchdowns as a senior ... Also returned eight kicks for 237 yards (29.6 avg.) ... Also played basketball and competed in track & field early on in high school.

## PERSONAL

Kobinname Duru was born March 14, 2000, in Long Beach, Calif. ... Son of Chika and Ijeoma Duru ... Is majoring in communications.

## 17 → Marshall Eucker



- ♦ Quarterback
- ♦ Freshman - Redshirt, 6-5, 225
- ♦ Encinitas, Calif.
- ♦ La Costa Canyon High

a strong arm ... Enters the 2021 campaign fourth on the depth chart.

## REDSHIRT SEASON (2020)

Redshirted his first season at San Diego State.

## HIGH SCHOOL

Was a two-year letter winner at nearby La Costa Canyon High School ... Was a second-team all-Avocado League selection as a senior ... Was a scholar-athlete.

## PERSONAL

Marshall Eucker was born April 7, 2002, in La Jolla, Calif. ... Son of Jim and Jamie Eucker ... Was also recruited by Boise State

and San Diego ... Is majoring in computer engineering.

- ♦ 2020 MW Fall All-Academic Team

Walk-on quarterback who joined the Aztecs prior to the 2020 fall season ... Big body with



## 51 → Zyrus Fiaseu



- ◆ Linebacker
- ◆ Freshman - High School, 6-0, 220
- ◆ Las Vegas, Nev.
- ◆ Liberty High

One of three Aztecs who prepped at Liberty High in Las Vegas (also Ethan Dedeaux and Allan Mwata).

Signed with the early 2020 signing class in December and enrolled at San Diego State for spring classes ... Athletic linebacker with a ton of potential ... Enters his first season at SDSU fourth on the depth chart at middle linebacker.

### HIGH SCHOOL

Earned four letters at Liberty High School in Las Vegas, Nev., the same high school as current Aztecs Ethan Dedeaux and Allan Mwata ... Helped the Patriots to a state title in 2019, finishing with a 10-5 record and 5-0 league record ... Was an all-state selection and a three-time all-league pick ... Was the team's MVP ... LHS did not play during the 2020 season (COVID-19) ... Excelled on both sides of the ball ... According to MaxPreps, on offense ran for 2,390 yards over his career and 29 touchdowns on 330 attempts (7.2 avg.) ... Also caught 19 passes for 178 yards (9.4 avg.) and two touchdowns ... Best season was as a junior in 2019 when he rushed for 1,030 yards and 17 touchdowns on 148 carries (7.0 avg.) ... The num-

bers are incomplete on the defensive side of the ball ... A consensus three-star recruit by Rivals, 247sports and ESPN ... Earned a scout grade of 82 by 247sports and 76 by ESPN ... Ranked as the fourth-best recruit in the state of Nevada by ESPN and the 13th best by 247sports ... Played junior varsity volleyball and freshman basketball.

### PERSONAL

Zyrus Taatofa Fiaseu was born Nov. 26, 2002, in Las Vegas ... Son of Tofiga and Agimoe Fiaseu ... Picked San Diego State over numerous offers, including Oregon, Washington State, Nebraska, Boise State, Nevada, Hawai'i, Colorado State, Utah State and UNLV ... Is majoring in kinesiology.

## 39 → Garret Fountain



- ◆ Linebacker
- ◆ Sophomore - 1 Letter, 6-4, 240
- ◆ Turlock, Calif.
- ◆ Turlock High

### ◆ 2019 SDSU Special Teams Scout Player of the Year

Athletic linebacker, who continues to get bigger in the weight room ... Saw action in four games in 2019 on special teams as a true

freshman, before shutting down the season for a redshirt year ... Saw more playing time last year and will be counted on for more in 2021 ... Enters the season second on the depth chart at the "Sam" linebacker behind senior first-team all-Mountain West selection Caden McDonald.

### FRESHMAN SEASON (2020)

Played in five of the team's eight games off the bench, mainly on special teams ... Had two solo tackles and a forced fumble ... Played late against UNLV on Oct. 24, making a solo tackle and forcing a fumble, which was recovered by Michael Shawcroft ... Came off the bench late to play at Utah State on Oct. 31 without recording a stat ... Did not play against San José State on Nov. 6 ... Played statless time on special teams vs. Hawai'i on Nov. 14 ... Had a solo tackle in special teams play at Nevada on Nov. 21 ... Played statless time on special teams at Colorado on Nov. 28 ... Did not play against Colorado State on Dec. 5 or the following week at No. 14/16 Brigham Young (Dec. 12).

### REDSHIRT SEASON (2019)

Played in each of the first four games - vs. Weber State, at UCLA, at New Mexico State and vs. Utah State - on special teams - without recording a stat ... Did not play the rest of the season, using his redshirt campaign ... Was chosen as the team's special teams scout player of the year.

### HIGH SCHOOL

Lettered at Turlock High School in Turlock, Calif. ... Led the Bulldogs to a 5-0 Central California Conference record as a senior and a league championship ... Had 46 tackles and 8.5 tackles for loss in 2018 according to MaxPreps ... Also scored a pair of touchdowns on offense ... Was a two-star recruit by 247sports ... Received a grade of 78 from 247sports ... Was also a member of the baseball team at Turlock High.

### PERSONAL

Garret James Fountain was born Dec. 15, 2000, in Modesto, Calif. ... Also was considering Sacramento State and UC Davis in the recruiting process ... Son of Jerry and Karen Fountain ... Is an interdisciplinary studies major.

### SINGLE-GAME BESTS

**Career Highs:** Tackles: 1 at Nevada (11/21/20), vs. UNLV (10/24/20); **Forced Fumbles:** 1 vs. UNLV (10/24/20).

## Fountain's Career Statistics

Season	GP	GS	UA	A	TT	TFL	Sk	Int.	PBU	FF	FR
2019	4	0	0	0	0	0.0	0.0	0	0	0	0
2020	5	0	2	0	2	0.0	0.0	0	0	1	0
<b>Career</b>	<b>9</b>	<b>0</b>	<b>2</b>	<b>0</b>	<b>2</b>	<b>0.0</b>	<b>0.0</b>	<b>0</b>	<b>0</b>	<b>1</b>	<b>0</b>

## 86 → Ronald Gilliam



- ◆ Wide Receiver
- ◆ Freshman - Redshirt, 6-2, 200
- ◆ Compton, Calif.
- ◆ Serra High

### ◆ 2020 MW Fall All-Academic Team

Joined the Aztecs for the 2020 fall camp ... Young receiver, who is looking for playing time this season ... Enters the 2021 cam-

paigned fourth on the depth chart at 'Z' receiver.

### REDSHIRT SEASON (2020)

Redshirted his first year at San Diego State while working with the scout team.

### HIGH SCHOOL

Was a three-year letter winner at Serra High School in Gardena, Calif. ... Was a second-team all-league selection ... According to MaxPreps, totaled 74 catches for 1,109 yards (15.0 avg.) and six touchdowns over his final two seasons (2018-19) ... Had 38 receptions for 552 yards (14.5 avg.) and three touchdowns as a senior and 36 catches for 557 yards (15.5 avg.) and three scores as a junior ... Also was a defensive

back for the Cavaliers ... Was a three-star recruit by 247sports and ESPN, and a two-star by Rivals ... Earned a scout grade of 85 by 247sports and 75 by ESPN.

### PERSONAL

Ronald Gilliam was born Aug. 14, 2002, in Torrance, Calif. ... Son of Sheneika Bates Gilliam ... Picked San Diego State over offers from Arizona State, Florida, Kansas, Oregon, San Jose State and UNLV ... Is majoring in business.



# Aztec Players



10 BOWL GAME APPEARANCES SINCE 2010 ▶ 21 CONFERENCE CHAMPIONSHIPS

## 94 → Aaron Greene



- ◆ Tight End
- ◆ Freshman - Redshirt, 6-4, 255
- ◆ Prescott, Ariz.
- ◆ Prescott High

### ◆ 2020 MW Fall All-Academic Team

Trimmed down 20 pounds since arriving to campus ... Has good hands and is an excel-

lent run blocker ... Enters the season second on the depth chart at both tight end positions (Y and H).

### REDSHIRT SEASON (2020)

Redshirted his first season at SDSU and did not travel.

### HIGH SCHOOL

Earned four letters at Prescott High School in Prescott, Ariz. ... Led the Badgers to a 21-11 record over the past three seasons ... Was selected as the 2019 Grand Canyon Region Defensive Player of the Year ... Also was a two-time first-team all-region pick (2018-19) and a first-team all-state honoree in 2018 ... Finished his career at PHS with the most blocked kicks (field goals/punts) ... Also had the most blocked kicks (field goals/punts) in a season and the most in a single game (2) ... Also played on the basketball and baseball teams at PHS ... A consensus three-star recruit by Rivals,

247sports and ESPN ... Was a two-star recruit by Rivals ... Also earned two letters for the Badger basketball team and one on the baseball team.

### PERSONAL

Aaron B. Greene was born Aug. 28, 2001, in Prescott, Ariz. ... Son of Kenneth and Jennifer Greene ... Chose SDSU over Abilene Christian, Northern Arizona, Ottawa, South Dakota State and South Dakota School of Mines ... Is majoring in business management.

## 69 → Dominic Gudino



- ◆ Offensive Line
- ◆ Senior - 3 Letters, 6-3, 300
- ◆ Chula Vista, Calif.
- ◆ Olympian High

Despite missing all of last year with an injury, his 16 starts are the second most among the Aztec offensive line.

### ◆ 2017 MW Fall All-Academic Team

2019 after playing in his minimum of four games, but had to start for an injured Daishawn Dixon at Hawai'i, losing his redshirt campaign ... Missed all of 2020 with a hand injury ... Enters 2021 as the co-starter at left guard with Chris Martinez.

### SENIOR SEASON (2020)

Was named a team captain ... Missed all eight games with a hand injury.

### JUNIOR SEASON (2019)

Played in six of the team's 13 games, starting once at right guard and once at left guard

## Gudino's Career Game-By-Game

### FRESHMAN (TRUE) SEASON - 2017 G-x-G

Date	Opponent	GP	GS/POS
S.2	UC Davis	-DNP-	
S.9	at Arizona State	-DNP-	
S.16	No. 19/19 Stanford	-DNP-	
S.23	at Air Force*	-DNP-	
S.30	Northern Illinois	1	RG
O.7	UNLV*	1	
O.14	Boise State*	-DNP-	
O.21	Fresno State*	1	C
O.28	at Hawai'i*	1	C
N.4	at San José State*	1	C
N.18	Nevada*	1	C
N.24	New Mexico*	1	C
D.23	vs. Army West Point*	1	
<b>2017 SEASON TOTALS</b>		<b>8</b>	<b>6</b>

### SOPHOMORE SEASON - 2018 G-x-G

Date	Opponent	GP	GS/POS
A.3	at No. 13/13 Stanford	1	C
S.8	Sacramento State	1	
S.15	No. 23/25 Arizona State	1	
S.22	Eastern Michigan	-DNP - Inj.-	
O.6	at rv/No. 24 Boise State*	-DNP-	
O.12	Air Force*	1	C
O.20	San José State*	1	C
O.27	at Nevada*	1	RG
N.3	at New Mexico*	1	RG
N.10	UNLV*	-DNP - Inj.-	
N.17	at Fresno State*	1	C
N.24	Hawai'i*	1	RG
D.19	vs. Ohio#	1	C
<b>2018 SEASON TOTALS</b>		<b>10</b>	<b>8</b>

... Did not play in the opener vs. Weber State ... Came off the bench at UCLA to play 29 snaps at right guard ... Earned the start at right guard at New Mexico State, playing 28 snaps ... Did not play vs. Utah State or at Colorado State ... Played on special teams snap on the PAT unit vs. Wyoming ... Played one offensive snap at San José State ... Did



## At A Glance

▶ Out of his 16 career starts, 10 have come at center, five at right guard and three at left guard.

▶ Played in eight games with six starts as a true freshman in 2017.

▶ Made his first career start on Sept. 30, 2017, the first Aztec true freshman to start on offense since future NFL fullback Nick Bawden started at fullback at Fresno State on Oct. 3, 2013.

▶ Was named a team captain for the 2020 season but missed all eight games with a hand injury.

▶ Was a Blue-Grey All-American at Olympian High School in nearby Chula Vista, Calif.

Pronounced GOO-deeno ... Athletic, versatile offensive lineman who worked himself into the two-deep for his true freshman season in 2017 ... Then started eight times in 2018, battling various leg injuries throughout the season ... Was expected to redshirt in

# Aztec Players



10 BOWL GAME APPEARANCES SINCE 2010 ► 21 CONFERENCE CHAMPIONSHIPS

not play vs. UNLV, Nevada or Fresno State ... Started at left guard at Hawai'i and played 33 snaps ... Did not play against Brigham Young ... Logged 40 snaps off the bench against Central Michigan in the New Mexico Bowl.

## SOPHOMORE SEASON (2018)

Played in 10 of the team's 13 games, starting eight times, including five games at center and three at right guard ... Started the opener at No. 13/13 Stanford at center ... Played nine snaps in a reserve role vs. Sacramento State while nursing an ankle injury ... Came in to relieve an injured Zachary Thomas at right guard against No. 23/25 Arizona State, playing 70 snaps ... Did not play against Eastern Michigan or at rv/No. 24 Boise State ... Started again at center vs. Air Force and vs. San José State ... Moved to right guard for a start at Nevada ... Started

at right guard at New Mexico, but only played 13 snaps before leaving the game and not returning with an injury ... Missed the UNLV game with the injury ... Returned to start at center at Fresno State ... Started at right guard vs. Hawai'i ... Started at center vs. Ohio in the DXL Frisco Bowl.

## FRESHMAN (TRUE) SEASON (2017)

Played in eight games with six starts ... Was on the travel roster for each of the first four games of the season, but did not play ... Started the fifth game against Northern Illinois in his first career appearance with senior starter Antonio Rosales deemed not able to play with an ankle injury ... Was the first Aztec true freshman to start offense since future fullback Nick Bawden started at quarterback at Fresno State on Oct. 3, 2013 ... Played off the bench at UNLV ... Did not play vs. Boise State ... Earned the start at center for the first time of his career against Fresno State with Rosales still not fully healthy (Keith Ismael moved to right guard) ... Also started at center at Hawai'i and made a tackle on a Christian Chapman interception ... Started for the third straight week at center at San José State, again vs. Nevada and New Mexico ... Came off the bench to play 32 snaps against Army West Point in the Armed Forces Bowl.

## HIGH SCHOOL

Won three varsity letters at Olympian High School in Chula Vista, Calif. ... Played on both sides of the line of scrimmage during his prep career, posting 97 tackles (71 solos) and 12.0 tackles for loss, according to MaxPreps ... Helped Olympian High reach the CIF San Diego Section Division II playoffs all four years, including a title game appearance during his senior campaign ... Was first-team all-league and first-team all-CIF ... Was a Blue-Grey All-American ... Captained Olympian High School for two years ... Also was on the Union-Tribune All-Academic Team for three years ... A three-star recruit by ESPN, 247sports and Scout ... Received a grade of 83 by 247sports and a 73 by ESPN ... Listed fifth among center prospects in both California and the West to go with a No. 22 national ranking, according to Scout ... Was also rated 14th nationally at his position by ESPN ... Also threw the shot put and discus on the track & field team.

## PERSONAL

Dominic Angelo Gudino was born May 21, 1999, in San Diego ... Son of Tony and Aida Gudino ... Originally committed to Nevada and also drew interest from Utah, Arizona, Oregon State, Colorado State, Army West Point, New Mexico, Utah State and San José State during the recruiting process ...

## JUNIOR SEASON - 2019 G-x-G

Date	Opponent	GP	GS	POS
A.31	Weber State			-DNP-
S.7	at UCLA	1		
S.14	at New Mexico State	1		RG
S.21	Utah State*			-DNP-
O.5	at Colorado State*			-DNP-
O.12	Wyoming*	1		
O.19	at San José State*	1		
O.26	at UNLV*			-DNP-
N.9	Nevada*			-DNP-
N.15	Fresno State*			-DNP-
N.23	at Hawai'i*	1		LG
N.30	Brigham Young			-DNP-
D.21	vs. Central Michigan~	1		
<b>2019 SEASON TOTALS</b>		<b>6</b>	<b>2</b>	

\* - Mountain West game. + - 2017 Lockheed Martin Armed Forces Bowl (Amon Carter Stadium; Fort Worth, Texas). # - 2018 DXL Frisco Bowl (Toyota Stadium; Frisco, Texas). ~ - 2019 New Mexico Bowl (Dreamstyle Stadium; Albuquerque, N.M.).

Is majoring in interdisciplinary studies.

## SINGLE-GAME BESTS

**Career Highs:** Tackles: 1 at Hawai'i (10/29/17).

## Gudino's Career Statistics

Season	GP	GS
2017	8	6
2018	10	8
2019	6	2
<b>Career</b>	<b>24</b>	<b>16</b>

## 62 → Jonathan Harrison



- ◆ Offensive Line
- ◆ Freshman - Redshirt, 6-5, 320
- ◆ Carlsbad, Calif.
- ◆ Carlsbad High

One of four current Aztecs from Carlsbad HS (also Chandler Patterson, Cameron Thomas and Zachary Thomas).

Talented, young offensive lineman ... Was on the two-deep for most of last season but did not travel ... Enters 2021 third on the depth chart at left tackle behind seniors Zachary Thomas and Desmond Bessent.

## REDSHIRT SEASON (2020)

Redshirted his first season at SDSU.

## HIGH SCHOOL


Came from local powerhouse Carlsbad High School, where current regular starters Cameron Thomas and Zachary Thomas attended, along with SDSU's all-time winningest quarterback Christian Chapman ...

Was named KUSI's "Iron Hog," making him the third San Diego State commit to ever win the award (also Nico Siragusa and current Aztec Dominic Gudino) ... Helped the Lancers to a 10-2 record in 2019 and an appearance in the CIF San Diego Section championship game ... Carlsbad HS also captured the league title with a 6-0 record ... Was a two-start recruit by Rivals ... Also played basketball for the Lancers.

## PERSONAL

Jonathan Harrison was born Jan. 23, 2002, in Chicago ... Son of Marvin and Karen Harrison ... Undecided on a major.

## 9 → Tayler Hawkins



- ◆ Cornerback
- ◆ Senior - 4 Letters, 6-1, 205
- ◆ Palm Springs, Calif.
- ◆ Palm Springs High

Played his prep ball at Palm Springs High School with fellow Aztec sixth-year senior Trenton Thompson.

## ◆ 2020 Honorable Mention All-MW

Athletic DB who saw action in 2017 at cornerback after redshirting in 2016 ... Was third on the depth chart at right cornerback head-

ing into 2017, but worked himself up to the backup to senior Kameron Kelly ... Started five of the team's 13 games in 2018 at field warrior and another five of 13 in 2019 ... Made the move back to cornerback for the 2020 campaign, working across all-MW per-

## Hawkins' Career Game-By-Game

### FRESHMAN SEASON - 2017 GAME-BY-GAME

Date	Opponent	GP	GS	UA	A	TT	TFL	Sk.	Int.	PBU	FF	FR
S.2	UC Davis											
S.9	at Arizona State											
S.1	No. 19/19 Stanford											
S.23	at Air Force*	1	0	1	0	1	0.0	0.0	0	0	0	0
S.30	Northern Illinois	1	0	1	0	1	0.0	0.0	0	0	0	0
O.7	at UNLV*	1	0	0	1	1	0.0	0.0	0	0	0	0
O.14	Boise State*	1	0	0	0	0	0.0	0.0	0	0	0	0
O.21	Fresno State*	1	0	0	0	0	0.0	0.0	0	0	0	0
O.28	at Hawai'i*	1	0	0	0	0	0.0	0.0	0	0	0	0
N.4	at San José State*	1	0	0	0	0	0.0	0.0	0	0	0	0
N.18	Nevada*	1	0	1	1	2	0.0	0.0	0	0	0	0
N.24	New Mexico*	1	0	0	0	0	0.0	0.0	0	0	0	0
D.23	vs. Army West Point+	1	0	0	0	0	0.0	0.0	0	0	0	0
<b>2017 SEASON TOTALS</b>		<b>10</b>	<b>0</b>	<b>3</b>	<b>2</b>	<b>5</b>	<b>0.0</b>	<b>0.0</b>	<b>0</b>	<b>0</b>	<b>0</b>	<b>0</b>



# Aztec Players



10 BOWL GAME APPEARANCES SINCE 2010 ▶ 21 CONFERENCE CHAMPIONSHIPS

TAYLER HAWKINS ◀ PLAYERS

## At A Glance

- ▶ Has played in each of the last 44 games, dating back to 2017, the longest streak on the team.
- ▶ Out of his 18 career starts, only four have come at cornerback with the other 14 coming at safety.
- ▶ Elected to come back for an additional season, taking advantage of the NCAA's COVID rules allowing student-athletes to receive an extra year of eligibility.
- ▶ Had career highs of 11 tackles and two tackles for loss at UCLA on Sept. 7, 2019. His second-best highs are seven tackles and one tackle for loss.
- ▶ Helped lead Palm Springs High School to a 24-3 record over his final two seasons from 2014-15.
- ▶ Has a twin brother, Tyler, who played defensive line at Sacramento State.

Watch List ... Also has been chosen a pre-season second-team all-Mountain West pick by Athlon Sports, a third-team selection by Phil Steele Magazine and an honorable-mention pick by Pro Football Focus ... Named "SDSU's player to watch" by Lindy's Sports and "SDSU's third-best defensive player" by College Football News.

### SENIOR SEASON (2020)

Was named an honorable-mention all-Mountain West pick as voted on by the league's media and coaches ... Started all eight games, including the first four at boundary warrior and the final four at boundary cornerback ... Had 38 tackles (24 solo), an interception and three pass breakups ... Ranked in a tie for seventh in the Mountain West in pass breakups (3) and a tie for eighth in passes defended (INT + PBU) (4) ... Started the opener with UNLV on Oct. 24 at boundary warrior, recording one solo tackle ... Also started at warrior at Utah State on Oct. 31, where he made five tackles (three solo) with a pass breakup ... The five stops tied Andrew Aleki and Darren Hall for the most on the team ... Started for the third straight game at

## Taylor Hawkins - Inside The Numbers

### MOST CONSECUTIVE GAMES PLAYED AMONG ACTIVE AZTEC PLAYERS

Pl.	Name	2021 Year	Position	GP
1.	▶ Taylor Hawkins	Sr.	Cornerback/Safety	44
2.	Caden McDonald	Sr.	Linebacker	34
3.	Daniel Bellinger	Sr.	Tight End	30
4.	Isaiah Richardson	Sr.	Wide Receiver	22
	Cameron Thomas	Jr.	Defensive Tackle/End	22



former Darren Hall ... One of only three Aztecs with four letters (Andrew Aleki and Trenton Thompson) ... Also a regular contributor on special teams ... Enters the 2021 season as the starting boundary cornerback.

### \*SENIOR\* SEASON (2021)

Has been named to the Reese's Senior Bowl

boundary warrior against San José State on Nov. 6, making five stops (two solo) ... Started at boundary warrior vs. Hawai'i on Nov. 14, playing one snap there before moving to cornerback ... Had six tackles (four solo) and a pass breakup ... Started at boundary cornerback for the first time of his

### SOPHOMORE SEASON - 2018 GAME-BY-GAME

Date	Opponent	GP	GS	UA	A	TT	TFL	Sk.	Int.	PBU	FF	FR
A.3	at No. 13/13 Stanford	1	0	2	0	2	0.0	0.0	0	0	0	0
S.8	Sacramento State	1	0	1	0	1	0.0	0.0	0	1	0	0
S.15	No. 23/25 Arizona State	1	1	3	2	5	0.0	0.0	0	0	0	0
S.22	Eastern Michigan	1	1	0	0	0	0.0	0.0	0	0	0	0
O.6	at rv/No. 24 Boise State*	1	0	1	3	4	0.0	0.0	0	1	0	0
O.12	Air Force*	1	0	4	1	5	1.0	0.0	0	0	0	0
O.20	San José State*	1	0	1	1	2	0.0	0.0	0	1	0	0
O.27	at Nevada*	1	0	2	2	4	0.0	0.0	0	0	0	0
N.3	at New Mexico*	1	1	1	1	2	0.0	0.0	0	1	0	0
N.10	UNLV*	1	1	0	1	1	0.0	0.0	0	0	0	0
N.17	at Fresno State*	1	0	1	2	3	0.0	0.0	0	0	0	0
N.24	Hawai'i*	1	0	1	0	1	0.0	0.0	0	0	0	0
D.19	vs. Ohio#	1	1	2	3	5	0.0	0.0	0	1	0	0
<b>2018 SEASON TOTALS</b>		<b>13</b>	<b>5</b>	<b>19</b>	<b>16</b>	<b>35</b>	<b>1.0</b>	<b>0.0</b>	<b>0</b>	<b>5</b>	<b>0</b>	<b>0</b>

### JUNIOR SEASON - 2019 GAME-BY-GAME

Date	Opponent	GP	GS	UA	A	TT	TFL	Sk.	Int.	PBU	FF	FR
A.31	Weber State	1	1	1	0	1	0.0	0.0	0	0	0	0
S.7	at UCLA	1	1	8	3	11	2.0	0.0	0	0	0	0
S.14	at New Mexico State	1	0	1	0	1	0.0	0.0	0	0	0	0
S.21	Utah State*	1	0	1	2	3	0.0	0.0	0	0	0	0
O.5	at Colorado State*	1	0	0	0	0	0.0	0.0	0	0	0	0
O.12	Wyoming*	1	1	2	2	4	1.0	0.0	0	0	0	0
O.19	at San José State*	1	0	0	0	0	0.0	0.0	0	0	0	0
O.26	at UNLV*	1	0	0	1	1	0.0	0.0	0	0	0	0
N.9	Nevada*	1	0	0	0	0	0.0	0.0	0	0	0	0
N.15	Fresno State*	1	0	2	1	3	0.0	0.0	0	0	0	0
N.23	at Hawai'i*	1	1	4	2	6	0.0	0.0	0	0	0	0
N.30	Brigham Young	1	1	0	1	1	0.0	0.0	0	0	0	0
D.21	vs. Central Michigan~	1	0	0	0	0	0.0	0.0	0	0	0	0
<b>2019 SEASON TOTALS</b>		<b>13</b>	<b>5</b>	<b>18</b>	<b>12</b>	<b>30</b>	<b>3.0</b>	<b>0.0</b>	<b>0</b>	<b>0</b>	<b>0</b>	<b>0</b>

### SENIOR SEASON - 2020 GAME-BY-GAME

Date	Opponent	GP	GS	UA	A	TT	TFL	Sk.	Int.	PBU	FF	FR
O.24	UNLV*	1	1	1	0	1	0.0	0.0	0	0	0	0
O.31	at Utah State*	1	1	3	2	5	0.0	0.0	0	1	0	0
N.6	San José State*	1	1	2	3	5	0.0	0.0	0	0	0	0
N.14	Hawai'i*	1	1	4	2	6	0.0	0.0	0	1	0	0
N.21	at Nevada*	1	1	2	1	3	0.0	0.0	0	0	0	0
N.28	at Colorado	1	1	4	3	7	0.0	0.0	0	1	0	0
D.5	Colorado State*	1	1	3	1	4	0.0	0.0	1	0	0	0
D.12	at No. 14/16 Brigham Young	1	1	5	2	7	0.0	0.0	0	0	0	0
<b>2020 SEASON TOTALS</b>		<b>8</b>	<b>8</b>	<b>24</b>	<b>14</b>	<b>38</b>	<b>0.0</b>	<b>0.0</b>	<b>1</b>	<b>3</b>	<b>0</b>	<b>0</b>

*Bold indicates season high. \* - Mountain West game. + - 2017 Lockheed Martin Armed Forces Bowl (Amon Carter Stadium; Fort Worth, Texas). # - 2018 DXL Frisco Bowl (Toyota Stadium; Frisco, Texas). ~ - 2019 New Mexico Bowl (Dreamstyle Stadium; Albuquerque, N.M.).*

career at Nevada on Nov. 21 and had three tackles (two solo) ... Had a season-high seven tackles (four solo) in a start at cornerback at Colorado on Nov. 28 and added a pass breakup ... Had his first career interception in a start vs. Colorado State on Dec. 5, while adding four tackles (three solo) ... Tied a season high with seven tackles (five solo) in a start at No. 14/16 Brigham Young.

### JUNIOR SEASON (2019)

Started five games on the season and played in all 13 ... Had 30 tackles (18 solo), including three tackles for loss for nine yards, and a quarterback hurry ... Started the opener against Weber State at Boundary Warrior as Kyree Woods moved to cornerback with Darren Hall out with an injury ...

Finished with one solo tackle ... Had arguably the best game of his career at UCLA, making a career-high 10 tackles (seven solo), including a career-high two tackles for loss ... Led the team in tackles for the first time of his career ... Had one tackle in seven snaps off the bench at New Mexico State ... Made three snaps (one solo) in 31 snaps in a reserve role vs. Utah State ... Did not record a start in 11 snaps off the bench at Colorado State ... Earned the stat against Wyoming with Kyree Woods out for the season, making four tackles (two solo), including a 4-yard tackle for loss in 29 snaps ... Played statless time on special teams at San José State ... Had one tackle in three snaps at UNLV ... Played 44 snaps against Nevada after Trenton Thompson was ejected for tar-

AZTEC FOOTBALL MEDIA GUIDE



getting, but did not record a stat ... Registered three tackles (two solo) and a quarterback hurry in 29 snaps off the bench against Fresno State ... Earned the start at Hawai'i, where he had six tackles (four solo), playing all 67 snaps ... Started against Brigham Young, making one assisted stop in 11 snaps ... Did not record a stat in special teams snaps vs. Central Michigan in the New Mexico Bowl

### SOPHOMORE SEASON (2018)

Played in the team's 13 games, starting five times ... Had 35 tackles (19 solo) with a tackle for loss and five pass breakups ... Led the Aztecs with six tackles on special teams and five stops on the punt return unit ... Played the opener at No. 13/13 Stanford, making two solo tackles on Aztec punts ... Had a solo stop and a pass breakup on defense against Sacramento State ... Earned his first career start vs. No. 23/25 Arizona State, making a career-high five tackles (three solo) ... Started again vs. Eastern Michigan without recording a stat ... Had four tackles and a pass breakup in 39 snaps off the bench at rv/No. 24 Boise State ... Registered five stops (four solo) with a tackle for loss against Air Force in a career-high 51 snaps ... The tackle for loss was the first of his career ... Registered two tackles (one solo) with a pass breakup in 21 snaps vs. San José State ... Played 32 snaps off the bench at Nevada, making four tackles (two solo) ... Started at New Mexico, making two tackles (one solo) with a pass breakup in 32 snaps ... Had an assisted stop on a start against UNLV, playing 16 snaps ... Came off the bench at Fresno State, recording three tackles across 29 snaps ... Made on solo

tackle in eight snaps against Hawai'i ... Started against Ohio in the DXL Frisco Bowl, making five tackles and adding a pass breakup in 39 snaps.

### FRESHMAN SEASON (2017)

Played in 10 of the team's 13 games, including the final 10, mainly on special teams ... Had five tackles (three solo) ... Did not play the first three games of the season because of a knee injury, missing games vs. UC Davis, at Arizona State and against No. 19/19 Stanford ... Made a solo stop at Air Force on special teams in his first career game ... Added another solo tackle vs. Northern Illinois ... Had an assisted tackle at UNLV ... Did not make a stat in special teams play vs. Boise State, against Fresno State, at Hawai'i and at San José State ... Had a career-high two stops vs. Nevada ... Did not record a stat vs. New Mexico or against Army West Point in the Armed Forces Bowl.

### REDSHIRT SEASON (2016)

Redshirted his first season at SDSU.

### HIGH SCHOOL

Was a four-year letter winner at Palm Springs High School in Palm Springs, Calif., with fellow defensive back Trenton Thompson ... Led the Indians to a 24-3 (.889) record, including a 11-1 (.917) mark in league play, over his final two years (2014-15) ... Helped the 2015 squad capture a CIF Championship ... Caught 94 passes for 1,915 yards (20.4 avg.) and 25 touchdowns over the past two years (according to MaxPreps), as well as 196 rushing yards and three more scores on 27 carries (7.3 avg.)



... Over his final three years on defense (2013-15), totaled 133 tackles (96 solo), nine interceptions, 14 pass deflections, a forced fumble and two fumble recoveries ... Also punted 26 times for 962 yards (37.0 avg.) as a senior in 2015 ... Was a three-time first-team all-league selection and a two-time first-team all-CIF pick ... A three-star recruit by Rivals and 247sports as an "athlete" and a three-star recruit by Scout and ESPN as a cornerback ... Ranked as the 11th-best cornerback in California by Scout and the 12th best on the West Coast ... Received a grade of 85 by 247sports and a mark of 70 by ESPN ... Was also on the track and field team at PSHS.

### PERSONAL

Taylor Colby Hawkins was born Dec. 27, 1997, in Palm Springs, Calif. ... Son of Kevin Hawkins and LaWanda Roy ... Picked the Aztecs over Arizona State, Colorado, Colorado State, Fresno State, Nevada, San José State, UNLV, Washington, Washington State and Wyoming ... Is majoring in sociology.

### SINGLE-GAME BESTS

**Career Highs:** Tackles: 10 at UCLA (9/7/19); Tackles For Loss: 2.0 at UCLA (9/7/19); Interceptions: 1 vs. Colorado State (12/5/20); Pass Breakups: 1, eight times.

## Hawkins' Career Statistics

Season	GP	GS	UA	A	TT	TFL	Sk	Int.	PBU	FF	FR
2017	10	0	3	2	5	0.0	0.0	0	0	0	0
2018	13	5	19	16	35	1.0	0.0	0	5	0	0
2019	13	5	18	12	30	3.0	0.0	0	0	0	0
2020	8	8	24	14	38	0.0	0.0	1	3	0	0
<b>Career</b>	<b>44</b>	<b>18</b>	<b>64</b>	<b>44</b>	<b>108</b>	<b>4.0</b>	<b>0.0</b>	<b>1</b>	<b>8</b>	<b>0</b>	<b>0</b>

## 60 → Sebastian Hernandez



- ◆ Offensive Line
- ◆ Junior - Redshirt, 6-4, 300
- ◆ Norwalk, Calif.
- ◆ La Mirada High/Cerritos College

Versatile offensive lineman who will look for playing time after redshirting last season ...

Enters the 2021 campaign second on the depth chart at left guard behind senior co-

starters Dominic Gudino and Chris Martinez.

### REDSHIRT SEASON (2020)

Redshirted his first season at SDSU.

### CERRITOS COLLEGE (2019)

Spent one season at Cerritos College ... Helped Cerritos beat Ventura College, 46-39, in the 2019 Joe Kapp Real Estate Beach Bowl ... Was a first-team all-conference pick and the team's offensive MVP.

### LONG BEACH C.C. (2018)

Played one year at Long Beach Community College.

### HIGH SCHOOL

Earned four letters at La Mirada High School in La Mirada, Calif. ... Led the Madaroes to a state championship in 2015 ... Was named to the Long Beach dream team (first team), and was also an all-league selection and the team's offensive line MVP ... A two-star recruit by Rivals.

### PERSONAL

Sebastian Hernandez was born Feb. 4, 2000, in Inglewood, Calif. ... Son of Rosa Hernandez ... Undecided on a major.





## 49 → Collyn Hopkins



- ◆ Kicker/Punter
- ◆ Freshman - High School, 6-2, 215
- ◆ Bourbonnais, Ill.
- ◆ Bradley-Bourbonnais Community High

Dual-threat kicker/punter who joined the Aztecs for the 2021 spring campaign ... Enters the fall season third on the depth chart at both punter and kickoffs.

### HIGH SCHOOL


Earned three letters at Bradley-Bourbonnais Community High School in Bradley, Ill. ... In 2019 was named the team's special teams player of the year while earning the Boil-maker Award ... Was ranked a 5-star punter and kicker ... Was a three-time scholar-athlete and was a member of the National Honor Society ... A two-star recruit by Rivals and 247sports ... Rated as the 13th-best kicker in the 2021 class by 247sports ... Also played soccer for the Boilmakers.

### PERSONAL

Collyn Patrick Hopkins was born April 6, 2003, in Kankakee, Ill. ... Son of Roger Hop-

kins and Maryann Michaels ... Picked the Aztecs over offers from Boston College, Kansas, Ohio, Butler, Central Arkansas, Colgate, Cornell, Dartmouth, Eastern Illinois, North Dakota State, South Dakota, South Dakota State and Valparaiso (according to 247sports) ... Is majoring in mechanical engineering ... Plays the saxophone and guitar in his spare time.

## 10 → Baylor Horning



- ◆ Quarterback
- ◆ Sophomore - Redshirt, 6-2, 200
- ◆ Sparks, Nev.
- ◆ Reed High

- ◆ 2020 MW Scholar-Athlete
- ◆ 2020 MW Fall All-Academic Team

Joined the program for the 2020 fall camp as a walk-on ... Worked with the scout team last year ... Enters 2021 fifth on the depth chart.

### SOPHOMORE SEASON (2020)

Did not play during his first season at San Diego State.

### HIGH SCHOOL

Was a three-year letter winner at Reed High School in Sparks, Nev. ... Was an all-region and all-league performer, while earning all-state academic honors ... Excelled as a senior, throwing for 1,681 yards in 10 games, completing 123 of 232 attempts (53.0 pct.) and 13 touchdowns ... Also rushed 67 times for 409 yards (6.1 avg.) and two touchdowns ... Also played baseball and was a member of the track & field team for the Raiders.

### PERSONAL

Baylor Horning was born Feb. 14, 2001, in Reno, Nev. ... Son of Jess and Amy Horning ... Also considered Adams State, Azusa Pacific and Southern Oregon before deciding to walk-on at San Diego State ... Majoring in business and computer science.

## 7 → Lucas Johnson



- ◆ Quarterback
- ◆ Senior - Squad, 6-3, 215
- ◆ San Diego, Calif.
- ◆ Mt. Carmel High/Georgia Tech

- ◆ 2020 MW Scholar-Athlete
- ◆ 2020 MW Fall All-Academic Team

Athletic quarterback who came from the ACC at Georgia Tech ... Local product out of Mt. Carmel High ... Entered the 2020 season second on the depth chart but battled a leg injury for most of the season ... Is one of three quarterbacks sitting atop the depth chart (also Jordon Brookshire and Jaylen Mayden).

### JUNIOR SEASON (2020)

Played in three games with one start ... Was 14-for-24 (58.3 pct.) for 184 yards and a touchdown, owning a 136.48 pass efficiency rating ... Also rushed eight times for 80 yards (8.0 avg.) with a 35-yard touchdown ... His 10.0 YPC average led FBS among quarter-

## Johnson's Career Game-By-Game

### FRESHMAN SEASON - 2017 GAME-BY-GAME (GAMES PLAYED ONLY)

Date	Opponent	GP	GS	Cmp.	Att.	Pct.	Int.	TD	Yds.	Rtg.
S.9	Jacksonville State	1	0	0	0	0.0	0	0	0	0.00
S.30	vs. North Carolina\$	1	0	0	0	0.0	0	0	0	0.00
O.14	at No. 11 Miami\$	1	0	0	0	0.0	0	0	0	0.00
O.21	Wake Forest\$	1	0	0	0	0.0	0	0	0	0.00
O.28	at No. 7 Clemson\$	1	0	0	0	0.0	0	0	0	0.00
N.4	at Virginia\$	1	0	0	0	0.0	0	0	0	0.00
N.11	No. 17 Virginia Tech\$	1	0	0	0	0.0	0	0	0	0.00
N.18	at Duke\$	1	0	0	0	0.0	0	0	0	0.00
N.25	No. 7 Georgia	1	0	0	0	0.0	0	0	0	0.00
<b>2017 SEASON TOTALS</b>		<b>9</b>	<b>0</b>	<b>0</b>	<b>0</b>	<b>0.0</b>	<b>0</b>	<b>0</b>	<b>0</b>	<b>0.00</b>

### SOPHOMORE SEASON - 2018 GAME-BY-GAME (GAMES PLAYED ONLY)

Date	Opponent	GP	GS	Cmp.	Att.	Pct.	Int.	TD	Yds.	Rtg.
O.13	Duke\$	1	0	0	0	0.0	0	0	0	0.00
<b>2018 SEASON TOTALS</b>		<b>1</b>	<b>0</b>	<b>0</b>	<b>0</b>	<b>0.0</b>	<b>0</b>	<b>0</b>	<b>0</b>	<b>0.00</b>

### JUNIOR SEASON - 2019 GAME-BY-GAME (GAMES PLAYED ONLY)

Date	Opponent	GP	GS	Cmp.	Att.	Pct.	Int.	TD	Yds.	Rtg.
A.29	at Clemson\$	1	0	0	2	0.0	0	0	0	0.00
S.7	South Florida	1	1	11	17	64.7	1	0	45	75.18
S.14	The Citadel	1	1	5	10	50.0	0	1	92	159.44
O.19	at Miami\$	1	0	0	0	0.0	0	0	0	0.00
N.2	Pittsburgh\$	1	0	5	8	62.5	0	0	51	116.05
<b>2019 SEASON TOTALS</b>		<b>6</b>	<b>2</b>	<b>21</b>	<b>37</b>	<b>56.8</b>	<b>1</b>	<b>1</b>	<b>187</b>	<b>102.72</b>

## At A Glance

▶ Has played in 19 career games with three starts across time at Georgia Tech (2016-19) and San Diego State (2020).

▶ Has only one interception in 61 career pass attempts.

▶ Father, Jackie, played in the NFL for Tampa Bay.



## Lucas Johnson - Inside The Numbers

### HIGHEST RUSH AVG. BY A QUARTERBACK / 2020 (MIN. 8 ATT.)

Rk.	Name	School	Att.	Yds.	TD	Avg.
1.	▶ Lucas Johnson	San Diego State	8	80	1	10.00
2.	Andrew Peasley	Utah State	22	195	1	8.86
3.	Luke Zban	Marshall	9	76	0	8.44
4.	Brendon Lewis	Colorado	9	73	1	8.11
5.	Tevaka Tuioti	New Mexico	19	140	1	7.37

### LONGEST RUSH BY AN AZTEC QUARTERBACK SINCE 1996

Rk.	Name	Date / Opponent	Long
1.	Ryan Katz	Sept. 29, 2012 at Fresno State	67
2.	Kevin O'Connell	Oct. 15, 2005 at Utah	61
3.	▶ Lucas Johnson	Nov. 21, 2020 at Nevada	35
4.	Ryan Katz	Oct. 6, 2012 vs. Hawai'i	34
5.	Ryan Agnew	Oct. 12, 2018 vs. Air Force	32
	Ryan Katz	Sept. 1, 2012 at Washington	32

backs (min. 8 att.) ... If you take away the two times he was sacked (for 13 yards) this year, he has rushed six times for 93 yards (15.5 avg.) ... Did not play in the opener with UNLV ... Played statless time late at Utah State without recording a stat ... Did not play against San José State ... Came on late to lead the Aztecs in the final two offensive drives of the game against Hawai'i ... Ran three times for a career-high 51 yards (17.0 avg.) with a then career-long run of 24 yards on the first drive, which used up a whopping 9 minutes, 1 second (9:01) of clock before Matt Araiza made a 36-yard field goal ... Then was on for victory formation as SDSU knelt down to end the game ... Earned his first start as an Aztec at Nevada on Nov. 21, going 14-for-24 for 184 yards and a touchdown ... Also rushed five times for 29 yards, including a 35-yard touchdown ... The 35-yard run was the longest by an Aztec quarterback since Ryan Katz had a 67-yarder at Fresno State on Sept. 29, 2012 and the third longest by a SDSU QB since at least 1996 ... Had his first touchdown pass of the season and second of his career ... Recorded the first rushing touchdown of his career ... Did not travel for the Colorado game because of a leg injury suffered at Nevada on Nov. 21 ... Did not play against Colorado State on Dec. 5 or at No. 14/16 Brigham Young on Dec. 12, backing up Jordan Brookshire.

### AT GEORGIA TECH (2017-19)

Played in 16 games over his career with the

Yellow Jackets, starting twice, completing 21 of 37 passes (56.8 pct.) for 187 yards and a touchdown ... Also carried the ball 23 times for 44 yards ... In 2019, played in six games with two starts ... Was 21-for-37 (56.8 pct.) for 187 yards and a touchdown, while rushing 23 times for 44 yards ... Played in one game (against Duke) in 2018 without recording a stat ... Logged snaps in nine games as a redshirt freshman in 2017, mainly as the holder for field goals and PATs ... Did not attempt a pass and only had one rush, a one-yarder in the season finale against Georgia ... Redshirted his first season at Georgia Tech in 2016.

### HIGH SCHOOL

Prepped at nearby Mt. Carmel High, where he passed for 5,474 yards and 49 touchdowns over his career, while adding 2,546 yards and 35 touchdowns on the ground ... As a senior, he totaled 3,737 yards, including 2,571 passing yards and 26 touchdowns, and 1,166 rushing yards and 14 touchdowns, while earning first-team all-CIF honors ... The MCHS team finished with a 9-4 record when he was a senior and made the 2015 Division II state championship game, the school's first appearance in a title game in 30 years ... Also garnered first-team all-region accolades as a senior and was the Palomar League MVP ... A three-time first-team all-league honoree and three-time team captain ... Amassed 2,104 yards (1,456 passing, 648 rushing) and 25 touchdowns (13 passing, 12 rushing) as a junior ... Was

### SENIOR SEASON - 2020 GAME-BY-GAME

Date	Opponent	GP	GS	Cmp.	Att.	Pct.	Int.	TD	Yds.	Rtg.
O.24	UNLV*									---
O.31	at Utah State*	1	0	0	0	0.0	0	0	0	0.00
N.6	San José State*									---
N.14	Hawai'i*	1	0	0	0	0.0	0	0	0	0.00
N.21	at Nevada*	1	1	14	24	58.3	0	1	184	136.48
N.28	at Colorado									---
D.5	at Colorado State*									---
D.12	at No. 14/16 Brigham Young									---
<b>2020 SEASON TOTALS</b>		<b>3</b>	<b>1</b>	<b>14</b>	<b>24</b>	<b>58.3</b>	<b>0</b>	<b>1</b>	<b>184</b>	<b>136.48</b>

Bold indicates season high. \$ - ACC game. \* - Mountain West game.



also the starting quarterback for the North squad in the 2016 Blue-Grey All-American Bowl in Tampa, Fla. ... Also was a four-year letter winner and three-year team captain in basketball, and earned two letters in track and field, captaining one season ... Was a three-star recruit by Rivals and 247sports.

Davis ... Is working on a master's degree in liberal arts and sciences.

### SINGLE-GAME BESTS

**Career Highs:** Completions: 14 at Nevada (11/21/20); Attempts: 24 at Nevada (11/21/20); Passing Yards: 184 at Nevada (11/21/20); Passing Touchdowns: 1 at Nevada (11/21/20), vs. The Citadel (9/14/19); Long Pass: 35 at Nevada (11/21/20); Completion Pct. (min. 12 att.): 64.7 (11-for-17) vs. South Florida (9/7/19); Efficiency Rating (min. 12 att.): 136.48 at Nevada (11/21/20); Carries: 9 vs. South Florida (9/7/19); Rushing Yards: 51 vs. Hawai'i (11/14/20); Rushing Touchdowns: 1 at Nevada (11/21/20); Long Rush: 35 at Nevada (11/21/20).

### PERSONAL

Lucas Donnell Johnson was born Dec. 3, 1997, in San Diego ... Parents are Lucas ("Jackie") and Cathy Johnson ... Father, Jackie, played professional football for the Tampa Bay Buccaneers ... Sister, Alix, played softball at Arizona State ... Originally picked Georgia Tech over offers from San Diego State, Air Force, Montana and UC

## Johnson's Career Statistics

Season	Passing									Rushing		
	GP	GS	Att.	Cmp.	Pct.	Int.	TD	Yds.	Rtg.	Att.	Yds.	TD
*2017	9	0	0	0	0.0	0	0	0	0.00	1	1	0
*2018	1	0	1	0	0.0	0	0	0	0.00	0	0	0
*2019	6	2	37	21	56.8	1	1	187	102.7	22	43	0
2020	3	1	14	24	58.3	0	1	184	136.5	8	80	1
<b>Career</b>	<b>19</b>	<b>3</b>	<b>35</b>	<b>61</b>	<b>57.4</b>	<b>1</b>	<b>2</b>	<b>371</b>	<b>116.0</b>	<b>31</b>	<b>124</b>	<b>1</b>

\* at Georgia Tech





## 44 → Vai Kaho



- ◆ Linebacker
- ◆ Sophomore - 1 Letter, 6-1, 225
- ◆ Reno, Nev.
- ◆ Bishop Manogue High

Prepped at Bishop Manogue in Reno, Nev., with fellow 2020 signee Joey Wright.

Pronounced VYE Caw-Ho ... Physical, young linebacker who is coming off a great spring ... Will be expected to vie for significant playing time this year where he enters the season third on the depth chart at "Will" linebacker.

### Kaho's Career Statistics

Season	GP	GS	UA	A	TT	TFL	Sk	Int.	PBU	FF	FR
2020	7	0	0	0	0	0.0	0.0	0	0	0	0
Career	7	0	0	0	0	0.0	0.0	0	0	0	0

### FRESHMAN (TRUE) SEASON (2020)

Played in seven games in his first season at San Diego State on special teams ... Did not record a stat ... Made the travel roster for the opener against UNLV on Oct. 24 but did not play ... Made his collegiate debut on special teams the following week at Utah State (Oct. 31) without finding the statsheet ... Then played statless ball on special teams the rest of the season.

### HIGH SCHOOL

Was a three-year letter winner at Bishop Manogue High School in Reno, Nev. ... Played with fellow 2020 signee Joey Wright ... Led the Miners to a pair of regional championships and a state runner-up finish in 2018 with an 11-4 record ... Bishop Manogue HS was 20-8 over his final two seasons ... Was a second-team all-state selection ... Was a first-team all-section and all-league pick ... An athlete who played linebacker, running back, wide receiver, tight end, quarterback and punter at BMHS ... According to MaxPreps, totaled 134 tackles for

his final two years, including 29 tackles for loss, six sacks, three fumble recoveries, two forced fumbles, two interceptions and two pass breakups ... Also ran for 204 yards on just 21 carries (9.7 avg.) with three touchdowns and caught 15 passes for 186 yards (12.4 avg.) and three touchdowns ... Also played basketball and lacrosse ... Brother, Ale, plays linebacker at Alabama ... A consensus three-star recruit by Rivals, 247sports and ESPN ... Received a scout grade of 85 by 247sports and is listed as the sixth-best recruit in the state of Nevada ... Also listed with a scout grade of 75 by ESPN and the seventh-best recruit in Nevada.

### PERSONAL

Kahomovailahi (Vai) Kaho was born July 29, 2002, in Reno, Nev. ... Son of Hopate Kaho and Lusiola Tuamoheloa ... Picked San Diego State over offers from Colorado, Tennessee, Brigham Young, Nevada, New Mexico, UNLV, Utah State and Sacramento State ... Is undecided on a major.

## 47 → Hunter Kaupiko



- ◆ Linebacker
- ◆ Freshman - Redshirt, 6-0, 220
- ◆ Las Vegas, Nev.
- ◆ Faith Lutheran High

Young, stout linebacker who continues to learn the 3-3-5 defense ... Enters the season third on the depth chart at "Mike" linebacker behind seniors Andrew Aleki and Seydrick Lakalaka.

### REDSHIRT SEASON (2020)

Redshirted his first season at San Diego State.

### HIGH SCHOOL

Earned four letters from Faith Lutheran High School in Las Vegas, Nev., the same high school as current senior Aztec wide receiver Elijah Kothe ... Was a two-time first-team all-state linebacker in Nevada and a two-time first-team all-region selection ... Also was chosen as the defensive MVP in 2019 and the Nevada all-decade team in 2019 ... According to MaxPreps, totaled 386 tackles over his four years, including 39.5 tackles for loss, 25 sacks, five forced fumbles, eight fumble recoveries and two interceptions ...

Set the FLHS's all-time record in both tackles and sacks ... Older brother, Reyn, played football at Navy ... A three-star recruit by 247sports and ESPN, and a two-star recruit by Rivals ... Is rated as the 10th-best recruit in the state of Nevada by ESPN and the 12th-best recruit by ESPN ... Received a grade of 81 by 247sports and a 72 by ESPN.

### PERSONAL

Hunter Joseph Kaupiko was born Nov. 6, 2000, in Honolulu ... Son of Brian and Gaye Kaupiko ... Brother, Reyn, played football at Navy ... Picked the Aztecs over offers from Fresno State, New Mexico, UNLV, Northern Arizona and Portland State ... A communication major.

## 96 → Elijah Kothe



- ◆ Wide Receiver
- ◆ Senior - 3 Letters, 6-4, 210
- ◆ Las Vegas, Nev.
- ◆ Faith Lutheran High

Played his prep ball at Faith Lutheran HS in Las Vegas, Nev., where his father, Jacob, was his wide receivers coach.

- ◆ Three-time MW Scholar-Athlete (2018-20)
- ◆ Three-time MW Fall All-Academic Team (2018-20)

Pronounced COTY ... Impressed the coaching staff with a good fall camp as a true freshman in 2018 ... Seemingly catches everything thrown to him ... Entered the 2019 season as the starting 'X' receiver, but battled a hand injury, missing four games midseason ... Enters 2021 as the co-starter

### Kothe's Career Game-By-Game

#### FRESHMAN (TRUE) SEASON - 2018 GAME-BY-GAME

Date	Opponent	GP	GS	No.	Yds.	Avg.	Lg.	TD	TD Lengths
A.31	at No. 13/13 Stanford	--- Did Not Play ---							
S.8	Sacramento State	1	0	0	0	0.0	0	0	
S.15	No. 23/25 Arizona State	1	0	0	0	0.0	0	0	
S.22	Eastern Michigan	1	0	2	16	8.0	9	0	
O.6	at rv/No. 24 Boise State*	1	0	0	0	0.0	0	0	
O.12	Air Force*	1	0	0	0	0.0	0	0	
O.20	San José State*	1	0	0	0	0.0	0	0	
O.27	at Nevada*	1	0	2	20	10.0	14	0	
N.3	at New Mexico*	1	1	1	24	24.0	24	0	
N.10	UNLV*	1	0	1	6	6.0	6	0	
N.17	at Fresno State*	1	0	0	0	0.0	0	0	
N.24	Hawai'i*	1	0	0	0	0.0	0	0	
D.19	vs. Ohio#	1	1	1	12	12.0	12	0	
<b>2018 SEASON TOTALS</b>		<b>12</b>	<b>2</b>	<b>7</b>	<b>78</b>	<b>11.1</b>	<b>24</b>	<b>0</b>	



## At A Glance

▶ Has played in 28 career games with nine starts.

▶ Caught a 15-yard touchdown at No. 14/16 Brigham Young on Dec. 12, 2020, his first career touchdown in his 31st career catch.

▶ Is a three-time Mountain West Scholar-Athlete (2018-20) and three-time Mountain West Fall All-Academic Team selection (2018-20).

at 'X' receiver with Kobe Smith ... Also sees time on special teams.

### JUNIOR SEASON (2020)

Played in seven games with three starts ... Had seven catches for 111 yards (15.9 avg.) and a touchdown with a long catch of 33 yards ... Came off the bench against UNLV on Oct. 24 for a 33-yard catch, which was the longest catch in the game for either team and the longest catch of his career ... Did not record a catch in action off the bench at Utah State on Oct. 31 or against San José State on Nov. 6 ... Earned the first start of the season against Hawai'i on Nov. 14 and seventh of his career, making an 8-yard grab ... Earned the start again at Nevada on Nov. 21, where he made two catches for 39 yards (19.5 avg.) with a long of 20 yards ... Had a 3-yard catch off the bench at Colorado on Nov. 28 before exiting the game with an injury ... Did not travel to the Colorado State game on Dec. 5 ... Returned to start at No. 14/16 Brigham Young on Dec. 12, making two catches for 28 yards (14.0 avg.), including a 15-yard touchdown ... The touchdown was the first of his career and put the Aztecs up, 14-7, in the first quarter.

### SOPHOMORE SEASON (2019)

Started the first four games, missing the next four with a hand injury ... Returned to play the final five games off the bench ... Had 17 catches for 179 yards (10.5 avg.) with a long of 29 yards ... Started the opener against Weber State for the third time of his career, making three catches for 24 yards (8.0 avg.) with a long of 11 yards in 34 snaps ... Started again at UCLA, making a 7-yard catch in 31 snaps ... Had a career-high four catches for a then career-high 34 yards (8.5 avg.) in a start and 42 snaps at New Mexico State ... Registered two catches for 30 yards (15.0

avg.) in a start and 24 snaps vs. Utah State, but was unable to play the whole game because of an injury ... Did not travel to play at Colorado State because of the hand injury ... Also did not play vs. Wyoming, San José State and UNLV ... Returned to action against Nevada, not recording a stat in five offensive snaps ... Came up with three catches for a career-high 45 yards (15.0 avg.) in 26 snaps vs. Fresno State, including a career-long 29-yard grab ... Came up with two catches for 19 yards (9.5 avg.) with a long of 12 yards in 34 snaps at Hawai'i ... Did not find the stat sheet in 13 snaps vs. Brigham Young ... Registered two catches for 20 yards (10.0 avg.) with a long of 13 yards in 23 snaps vs. Central Michigan in the New Mexico Bowl.

### FRESHMAN (TRUE) SEASON (2018)

Played in 12 games with two starts, making seven catches for 78 yards (11.1 avg.) with a long of 24 yards, while recording two tackles on special teams ... Did not play in the opener at No. 13/13 Stanford ... Made his debut against Sacramento State, seeing time at wide receiver and on the kickoff unit without recording a stat ... Recorded his first two career tackles on the kickoff unit against No. 23/25 Arizona State ... Had his first two catches in the following game vs. Eastern Michigan for 16 yards (8.0 avg.) with a long of nine yards ... Played statless time on special teams at rv/No. 24 Boise State ... Saw three statless snaps against Air Force and eight statless snaps vs. San José State ... Had two catches for a career-high 20 yards at Nevada ... Had a career-long 24-yard catch in his first career start at New Mexico, playing 14 snaps ... Made a 6-yard grab in nine snaps vs. UNLV ... Played 26 snaps at Fresno State, but was unable to find the stat-sheet ... Did not record a catch in five snaps vs. Hawai'i ... Had a 12-yard grab in a start against Ohio in the DXL Frisco Bowl, playing 15 snaps.

### HIGH SCHOOL

Earned four letters at Faith Lutheran High School in Las Vegas, Nev. ... Registered 115 catches over the last three seasons for 1,806 yards (15.7 avg.) and 19 touchdowns, according to MaxPreps ... Best year statistically was his junior campaign in 2016 when he had 55 catches for 1,053 yards (19.1 avg.) and 10 touchdowns ... Was a two-time all-state selection and a three-time all-league performer ... A two-star recruit by both Rivals and 247sports ... Rated as the 13th-best re-

### SOPHOMORE SEASON - 2019 GAME-BY-GAME

Date	Opponent	GP	GS	No.	Yds.	Avg.	Lg.	TD	TD Lengths
A.31	Weber State	1	1	3	24	8.0	11	0	
S.7	at UCLA	1	1	1	7	7.0	7	0	
S.14	at New Mexico State	1	1	<b>4</b>	34	8.5	14	0	
S.21	Utah State*	1	1	2	30	15.0	15	0	
O.5	at Colorado State*								--- Did Not Play - Injured ---
O.12	Wyoming*								--- Did Not Play - Injured ---
O.19	at San José State*								--- Did Not Play - Injured ---
O.26	at UNLV*								--- Did Not Play - Injured ---
N.9	Nevada*	1	0	0	0	0.0	0	0	
N.15	Fresno State*	1	0	3	<b>45</b>	<b>15.0</b>	<b>29</b>	0	
N.23	at Hawai'i*	1	0	2	19	9.5	12	0	
N.30	Brigham Young	1	0	0	0	0.0	0	0	
D.21	vs. Central Michigan~	1	0	2	20	10.0	13	0	
<b>2019 SEASON TOTALS</b>		<b>9</b>	<b>4</b>	<b>17</b>	<b>179</b>	<b>10.5</b>	<b>29</b>	<b>0</b>	

### JUNIOR SEASON - 2020 GAME-BY-GAME

Date	Opponent	GP	GS	No.	Yds.	Avg.	Lg.	TD	TD Lengths
O.24	UNLV*	1	0	1	33	33.0	<b>33</b>	0	
O.31	at Utah State*	1	0	0	0	0.0	0	0	
N.6	San José State*	1	0	0	0	0.0	0	0	
N.14	Hawai'i*	1	1	1	8	8.0	8	0	
N.21	at Nevada*	1	1	<b>2</b>	<b>39</b>	<b>19.5</b>	20	0	
N.28	at Colorado	1	0	1	3	3.0	3	0	
D.5	Colorado State*								--- Did Not Play - Injured ---
D.12	at No. 14/16 Brigham Young1	1	<b>2</b>	<b>28</b>	14.0	15	<b>1</b>	<b>15</b>	
<b>2020 SEASON TOTALS</b>		<b>7</b>	<b>3</b>	<b>7</b>	<b>111</b>	<b>15.9</b>	<b>33</b>	<b>1</b>	

*Bold indicates season high. \* - Mountain West game. # - 2018 DXL Frisco Bowl (Toyota Stadium; Frisco, Texas). ~ - 2019 New Mexico Bowl (Dreamstyle Stadium; Albuquerque, N.M.).*

cruit in Nevada by 247sports ... Also a four-year letter winner in basketball, twice earning all-league accolades ... A scholar-athlete who was a three-time academic all-state selection, posting a 4.0 GPA.

### PERSONAL

Elijah Jacob Kothe was born Oct. 16, 1998, in Las Vegas ... Son of Jacob and Wendy Kothe ... Picked the Aztecs over scholarship offers from Colorado, Fresno State, Navy, Air Force, UNLV, Hawai'i, Montana State, Northern Iowa, Cornell and Princeton, according to Rivals ... A business administration major.

### SINGLE-GAME BESTS

**Career Highs:** **Receptions:** 4 at New Mexico State (9/14/19); **Receiving Yards:** 45 vs. Fresno State (11/15/19); **Receiving Touchdowns:** 1 at No. 14/16 Brigham Young (12/12/20); **Long Reception:** 33 vs. UNLV (10/24/20); **Tackles:** 2 vs. No. 23/25 Arizona State (9/15/18)



## Kothe's Career Statistics

Receiving	GP	GS	Rec.	Yds.	Avg.	Long	TD
Season							
2018	12	2	7	78	11.1	24	0
2019	9	4	17	179	10.5	29	0
2020	7	3	7	111	15.9	33	1
<b>Career</b>	<b>28</b>	<b>9</b>	<b>31</b>	<b>368</b>	<b>11.9</b>	<b>33</b>	<b>1</b>





## 43 → Seyddrick Lakalaka



- ◆ Linebacker
- ◆ Senior - 3 Letters, 6-1, 235
- ◆ Kalihi, Hawaii
- ◆ Punahou High

Older brother, Ronley, was a three-year starting linebacker at SDSU (2016-18), totaling 216 tackles and 14 TFL.

### At A Glance

► Both of his older brothers played football in the Mountain West, including Ronley, who played linebacker at San Diego State from 2015-18, and Steven, who played running back at Hawai'i from 2003-16.

► Full name is Seyddrick Loko Manupuna Lakalaka.

► Earned his first career six starts last season.

Pronounced SAID-rick LOCK-ah-LOCK-ah ... Stout linebacker, who continues to learn the 3-3-5 defense ... Figures to be in the mix

in a deep linebacker group this year ... Enters the 2021 season as the projected co-starting "Mike" linebacker with fellow Hawaiian senior Andrew Aleki.

### JUNIOR SEASON (2020)

Started six of the seven games he played in on the season, missing the Colorado game with an injury and coming off the bench at No. 14/16 Brigham Young ... Had 28 tackles (16 solo), including six tackles for loss (for 24 yards), a forced fumble, an interception, a pass breakup and a quarterback hurry ... Earned his first career start in the opener against UNLV on Oct. 24, logging career highs of five tackles and three tackles for loss (for six yards) ... Entered the start with 10 career tackles and 0.5 tackles for loss in



## Lakalaka's Career Game-By-Game

### FRESHMAN SEASON - 2018 GAME-BY-GAME

Date	Opponent	GP	GS	UA	A	TT	TFL	Sk.	Int.	PBU	FF	FR
A.31	at No. 13/13 Stanford											
S.8	Sacramento State											
S.15	No. 23/25 Arizona State	1	0	1	0	1	0.0	0.0	0	0	0	0
S.22	Eastern Michigan	1	0	0	0	0	0.0	0.0	0	0	0	0
O.6	at rv/No. 24 Boise State*	1	0	0	1	1	0.0	0.0	0	0	0	0
O.12	Air Force*	1	0	0	0	0	0.0	0.0	0	0	0	0
O.20	San José State*											
O.27	at Nevada*											
N.3	at New Mexico*	1	0	0	0	0	0.0	0.0	0	0	0	0
N.10	UNLV*	1	0	0	0	0	0.0	0.0	0	0	0	0
N.17	at Fresno State*	1	0	0	0	0	0.0	0.0	0	0	0	0
N.24	Hawai'i*	1	0	1	0	1	0.0	0.0	0	0	0	0
D.19	vs. Ohio#	1	0	0	0	0	0.0	0.0	0	0	0	0
<b>2018 SEASON TOTALS</b>		<b>9</b>	<b>0</b>	<b>2</b>	<b>1</b>	<b>3</b>	<b>0.0</b>	<b>0.0</b>	<b>0</b>	<b>0</b>	<b>0</b>	<b>0</b>

### SOPHOMORE SEASON - 2019 GAME-BY-GAME

Date	Opponent	GP	GS	UA	A	TT	TFL	Sk.	Int.	PBU	FF	FR
A.31	Weber State	1	0	0	0	0	0.0	0.0	0	0	0	0
S.7	at UCLA	1	0	0	0	0	0.0	0.0	0	0	0	0
S.14	at New Mexico State	1	0	0	0	0	0.0	0.0	0	0	0	0
S.21	Utah State*	1	0	0	0	0	0.0	0.0	0	0	0	0
O.5	at Colorado State*	1	0	0	1	1	0.0	0.0	0	0	0	0
O.12	Wyoming*	1	0	0	0	0	0.0	0.0	0	0	0	0
O.19	at San José State*	1	0	0	0	0	0.0	0.0	0	0	0	0
O.26	at UNLV*	1	0	0	0	0	0.0	0.0	0	0	0	0
N.9	Nevada*	1	0	0	0	0	0.0	0.0	0	0	0	0
N.15	Fresno State*	1	0	3	0	3	0.0	0.0	0	0	0	0
N.23	at Hawai'i*	1	0	2	0	2	0.0	0.0	0	0	0	0
N.30	Brigham Young*	1	0	0	0	0	0.0	0.0	0	0	0	0
D.21	vs. Central Michigan^	1	0	0	1	1	0.5	0.5	0	0	0	0
<b>2019 SEASON TOTALS</b>		<b>13</b>	<b>0</b>	<b>5</b>	<b>2</b>	<b>7</b>	<b>0.5</b>	<b>0.5</b>	<b>0</b>	<b>0</b>	<b>0</b>	<b>0</b>

### JUNIOR SEASON - 2020 GAME-BY-GAME

Date	Opponent	GP	GS	UA	A	TT	TFL	Sk.	Int.	PBU	FF	FR
O.24	UNLV*	1	1	3	2	5	3.0	0.0	0	0	0	0
O.31	at Utah State*	1	1	2	1	3	0.0	0.0	1	1	0	0
N.6	San José State*	1	1	2	2	4	0.0	0.0	0	0	0	0
N.14	Hawai'i*	1	1	4	3	7	2.5	0.0	0	0	1	0
N.21	at Nevada*	1	1	2	1	3	0.0	0.0	0	0	0	0
N.28	at Colorado											
D.5	Colorado State*	1	1	1	2	3	0.5	0.0	0	0	0	0
D.12	at No. 14/16 Brigham Young	1	0	2	1	3	0.0	0.0	0	0	0	0
<b>2020 SEASON TOTALS</b>		<b>7</b>	<b>6</b>	<b>16</b>	<b>12</b>	<b>28</b>	<b>6.0</b>	<b>0.0</b>	<b>1</b>	<b>1</b>	<b>1</b>	<b>0</b>

*Bold indicates season high. \* - Mountain West game. # - 2018 DXL Frisco Bowl (Toyota Stadium; Frisco, Texas). ~ - 2019 New Mexico Bowl (Dreamstyle Stadium; Albuquerque, N.M.).*

22 games played ... Had a big game in another start at Utah State on Oct. 31, making three tackles (two solo) with an interception returned for eight yards and a pass breakup ... Both the interception and PBU were the first of his career ... Came up with four tackles (two solo) in a third straight start vs. San José State on Nov. 6 ... Had a monster game against Hawai'i on Nov. 14, recording a career-high seven tackles (four solo), including 2.5 tackles for loss, a forced fumble and a quarterback hurry ... Led the team (tied) in tackles for the first time of his career ... The forced fumble was the first of his career ... Registered three tackles (two solo) in a start

at Nevada on Nov. 21 ... Did not travel to Colorado on Nov. 28 because of an injury suffered during practice ... Returned to start against Colorado State on Dec. 5, where he made three tackles (one solo) with 0.5 tackles for loss ... Came off the bench for the first time of the season at No. 14/16 Brigham Young, making three tackles (two solo).

### SOPHOMORE SEASON (2019)

Played in the team's 13 games on the season, mostly on special teams ... Had seven tackles (five solo), including 0.5 sacks (and 0.5 tackles for loss) ... Logged special teams snaps in the opener vs. Weber State, but did

# Aztec Players



10 BOWL GAME APPEARANCES SINCE 2010 ▶ 21 CONFERENCE CHAMPIONSHIPS

not find the stat sheet ... Also saw statless special teams action at UCLA, at New Mexico State and against Utah State ... Played his first three defensive snaps of the season on the defense at Colorado State, where he made an assisted tackle ... Also played two statless snaps and saw time on special teams once again vs. Wyoming ... Logged special teams snaps at San José State, at UNLV and vs. Nevada ... Got on the field for 15 defensive snaps and played special teams against Fresno State, where he made a career-high three tackles (all solo) ... Had a pair of solo tackles in 26 snaps at Hawai'i

... Played 26 snaps against Brigham Young, but did not record a stat ... Had a tackle, which went down as a 1/2 sack (and 1/2 TFL), in just eight snaps vs. Central Michigan in the New Mexico Bowl ... The 0.5 sacks and 0.5 TFL were each the first of his career.

### FRESHMAN SEASON (2018)

Played in nine of the team's 13 games, mainly on special teams ... Had three special teams tackles, including two solo stops ... Did not play the team's first two games ... Made his collegiate debut vs. No. 23/25 Ari-

zona State and made one special teams tackle ... Played statless time on special teams vs. Eastern Michigan ... Logged his lone four snaps of the season at rv/No. 25 Boise State, making an assisted tackle ... Did not find the stat sheet on special teams vs. Air Force ... Did not play in consecutive games vs. San José State and at Nevada ... Played the next three games at New Mexico, vs. UNLV and at Fresno State ... Had a solo special teams stop vs. Hawai'i ... Played on special teams vs. Ohio in the DXL Frisco Bowl.

### REDSHIRT SEASON (2017)

Redshirted the 2017 campaign.

### HIGH SCHOOL

Three-year letter winner at Punahou High School in Honolulu ... Was second-team all-league as a senior ... and a honorable mention pick as a junior ... A two-star recruit by both Rivals and Scout ... Also played basketball

at Punahou High School and was on the track & field team.

### PERSONAL

Seyddrick Loko Manupuna Lakalaka was born Feb. 4, 1999, in Honolulu, Hawaii ... Son of Serena Lakalaka ... Older brother, Ronley, played linebacker at San Diego State from 2015-18, while oldest brother, Steven, played running back at Hawai'i from 2003-16 ... Is majoring in kinesiology with an emphasis as a fitness specialist.

### SINGLE-GAME BESTS

**Career Highs:** Tackles: 7 vs. Hawai'i (11/14/20); Tackles for Loss: 3.0 vs. UNLV (10/24/20); Sacks: 0.5 vs. Central Michigan (12/21/19); Interceptions: 1 at Utah State (10/31/20); Pass Breakups: 1 at Utah State (10/31/20); Forced Fumbles: 1 vs. Hawai'i (11/14/20).

## Lakalaka's Career Statistics

Season	GP	GS	UA	A	TT	TFL	Sk	Int.	PBU	FF	FR
2018	9	0	2	1	3	0.0	0.0	0	0	0	0
2019	13	0	5	2	7	0.5	0.5	0	0	0	0
2020	7	6	16	12	28	6.0	0.0	1	1	1	0
<b>Career</b>	<b>29</b>	<b>6</b>	<b>23</b>	<b>15</b>	<b>38</b>	<b>6.5</b>	<b>0.5</b>	<b>1</b>	<b>1</b>	<b>1</b>	<b>0</b>

## 52 → Jalil Lecky



- ◆ Defensive Line
- ◆ Senior - 2 Letters, 6-5, 235
- ◆ Antioch, Calif.
- ◆ Heritage High/College of San Mateo

Tall athlete who moved around from defensive line and linebacker in his first season in 2018 ... Saw some playing time on the line in 2019, mostly earlier in the season ... Continues to get bigger in the weight room ... Enters his second senior season second on the depth chart behind Keshawn Banks at one of the defensive line spots.

### SENIOR SEASON (2020)

Played in eight games off the bench, logging six tackles (four solo), including 2.5 tackles for loss and 1.5 sacks, and a pair of quarterback hurries ... Picked up a quarterback hurry off the bench with UNLV on Oct. 24 ... Played late statless snaps at Utah State on Oct. 31 ... Registered a solo tackle, which went down as a 2-yard tackle for loss, and a quarterback hurry in a reserve role vs. San José State on Nov. 6 ... Came off the bench

for four tackles (two solo) against Hawai'i on Nov. 14, including 1.5 sacks (and TFL) for 10 yards ... Set career highs in all three categories (tackles, sacks and TFL) ... Had a solo stop at Nevada on Nov. 21 ... Did not record a stat in playing time off the bench at Colorado on Nov. 28, against Colorado State on Dec. 5 and at No. 14/16 Brigham Young on Dec. 12.

### JUNIOR SEASON (2019)

Played in seven games on the season off the bench, making five tackles (three solo), including a sack (and tackle for loss) and quarterback hurry ... Logged his first career five snaps in the opener vs. Weber State, making one solo stop ... Played 14 statless snaps at UCLA ... Chipped in with an assisted tackle in seven snaps at New Mexico State ... Had one tackle in four snaps vs.

Utah State ... Made the most of his three snaps at Colorado State, recording a solo sack (and tackle for loss) ... The sack and TFL were each the first of his career ... Did not play for the first time of the season vs. Wyoming ... Also did not play at San José State, at UNLV, against Nevada, vs. Fresno State and at Hawai'i ... Played five snaps against Brigham Young, but did not record a stat ... Logged nine snaps late vs. Central Michigan in the New Mexico Bowl, recording an assisted tackle and a quarterback hurry.

### REDSHIRT SEASON (2018)

Redshirted the 2018 campaign.

### AT COLLEGE OF SAN MATEO (2016-17)

Played two years at College of San Mateo ... Led the Bulldogs to an 18-5 (.783) record over the two seasons, including an 11-2 mark in 2017 and spot in the California JuCo championship game ... Team was the Bay 6 league champs and captured the NorCal title ... In 2017, had 21 tackles (11 solo), three sacks, six tackles for loss, a forced fumble and a pass breakup.

### HIGH SCHOOL

Earned two letters at Heritage High School in Brentwood, Calif. ... Also played basketball for the Patriots.

### PERSONAL

Jalil Lecky was born July 25, 1997, in Walnut Creek, Calif.

... Son of Kehkia Okaka ... According to 247sports, also received offers from Arizona State, Arkansas State and Hawai'i ... Is majoring in interdisciplinary studies.

### SINGLE-GAME BESTS

**Career Highs:** Tackles: 4 vs. Hawai'i (11/14/20); Tackles For Loss: 1.5 vs. Hawai'i (11/14/20); Sacks: 1.5 vs. Hawai'i (11/14/20).



## Lecky's Career Statistics

Season	GP	GS	UA	A	TT	TFL	Sk	Int.	PBU	FF	FR
2019	7	0	3	2	5	1.0	1.0	0	0	0	0
2020	8	0	4	2	6	2.5	1.5	0	0	0	0
<b>Career</b>	<b>15</b>	<b>0</b>	<b>7</b>	<b>4</b>	<b>11</b>	<b>3.5</b>	<b>2.5</b>	<b>0</b>	<b>0</b>	<b>0</b>	<b>0</b>





## 55 → Sefo Mailangi



- ◆ Defensive Line
- ◆ Senior - 2 Letters, 6-4, 240
- ◆ Huntington Beach, Calif.
- ◆ Edison High/Saddleback College

Played four years on the USA Rugby team prior to joining Saddleback College for the 2017 season.

Pronounced SEH-foh MY-LONG-ee ... Versatile athlete, who can play either side of the ball ... Joined the Aztecs during the 2019 fall camp as a tight end, but moved to defensive end very late in the season ... Athletic defender with raw talent ... Enters his second senior season third on the depth chart at one of the defensive end positions.

### SENIOR SEASON (2020)

Played in six games on the season, recording one tackle ... Played on defense on special teams in the opener vs. UNLV on Oct. 24 without recording a stat ... Made a solo tackle late on the defensive line at Utah State on Oct. 31 ... Played statless time on special teams vs. San José State on Nov. 6

and a few on defense against Hawai'i on Nov. 14 ... Did not play at Nevada on Nov. 21 ... Played on special teams at Colorado on Nov. 28 ... Played on special teams and late on the line vs. Colorado State on Dec. 5 ... Did not play at No. 14/16 Brigham Young.

### JUNIOR SEASON (2019)

Played in the team's final 10 games on the season, almost all on special teams ... Finished with two tackles ... Did not play in the first three games of the season ... Made his Division I debut against Utah State on Sept. 21, making a solo tackle on special teams ... Other tackle came at UNLV on Oct. 26 ... Also played at Colorado State, vs. Wyoming, at San José State, vs. Nevada, vs. Fresno State, at Hawai'i, vs. Brigham Young and against Central Michigan in the New Mexico Bowl.

### AT SADDLEBACK COLLEGE (2017-18)

Played two years at Saddleback College ... Totaled 39 tackles, 8.5 tackles for loss, 3.5 sacks, two pass breakups and an interception ... Registered 22 tackles in 2018 with four tackles for loss, a sack and two pass breakups ... Also had a 17-yard reception and three 2-point conversions ... In 2017

contributed 17 tackles, 4.5 tackles for loss, 2.5 sacks and an interception ... Played alongside current Aztec fullback Connor McBride in 2017 ... Was a two-star recruit by Rivals coming out of Saddleback College.

### HIGH SCHOOL

Played football and basketball at Edison High School ... Was all-league as a senior.

### PERSONAL

Sosefo Mailangi was born June 7, 1998, in San Diego ... Son of Jolinda Mailangi ... Played four years of rugby for the USA Rugby team, represented the Boys High School All-American under-17 squad in France for a 2015 match ... Is majoring in social science.

### SINGLE-GAME BESTS

**Career Highs:** Tackles: 1 at Utah State (10/31/20), at UNLV (10/26/19), vs. Utah State (9/21/19).

Mailangi's Career Statistics											
Season	GP	GS	UA	A	TT	TFL	Sk	Int.	PBU	FF	FR
2019	10	0	2	0	2	0.0	0.0	0	0	0	0
2020	6	0	1	0	1	0.0	0.0	0	0	0	0
<b>Career</b>	<b>16</b>	<b>0</b>	<b>3</b>	<b>0</b>	<b>3</b>	<b>0.0</b>	<b>0.0</b>	<b>0</b>	<b>0</b>	<b>0</b>	<b>0</b>

## 32 → Dezjhon Malone



- ◆ Safety
- ◆ Freshman - Redshirt, 6-2, 200
- ◆ Fresno, Calif.
- ◆ Edison High

Malone's Career Statistics											
Season	GP	GS	UA	A	TT	TFL	Sk	Int.	PBU	FF	FR
2020	2	0	0	0	0	0.0	0.0	0	0	0	0
<b>Career</b>	<b>2</b>	<b>0</b>	<b>0</b>	<b>0</b>	<b>0</b>	<b>0.0</b>	<b>0.0</b>	<b>0</b>	<b>0</b>	<b>0</b>	<b>0</b>

Athletic safety who will look for playing time on defense this year after logging brief special teams experience in 2020 ... Enters the season third on the depth chart at field warrior.

### REDSHIRT SEASON (2020)

Played two games on special teams without recording a stat ... Did not travel for the first four games ... Made the travel squad for the first time for the game at Nevada on Nov. 21 but did not play ... Logged his first special teams snaps at Colorado on Nov. 28 ... Also played the following week against Colorado State (Dec. 5) ... Did not play in the season finale at No. 14/16 Brigham Young on Dec. 12.

### HIGH SCHOOL

Was a three-year letter winner at Edison High School in Fresno, Calif. ... Was a two-time first-team all-league selection ... Also a captain and team MVP ... A three-star recruit by both 247sports and ESPN, and a two-star recruit by Rivals ... Received a scout grade of 82 by 247sports and 73 by ESPN.

### PERSONAL

Dezjhon Malone was born March 17, 2002, in Fresno, Calif. ... Son of Desmnd Malone and Jazmin Thomas ... Picked the Aztecs over offers from Oregon State, Brigham Young, Fresno State and UNLV ... Is undecided on a major.

## 64 → Chris Martinez



- ◆ Offensive Line
- ◆ Senior - 1 Letter, 6-4, 310
- ◆ Turlock, Calif.
- ◆ Pitman High

Athletic lineman who has played only six games in his career, but has started four of them ... Entered the 2020 campaign second on the depth chart at right guard behind 2019 all-MW pick William Dunkle, but started four times ... Enters 2021 as the co-starter at left guard with fellow senior Dominic Gudino.

### JUNIOR SEASON (2020)

Played the first six games of his career with his first career four starts ... Part of a team that was named to the Joe Moore Midseason Honor Roll for the best offensive line (one of only two Mountain West teams (also Air Force)) ... Did not have a penalty in over

200 snaps on the season ... Did not play in the opener against UNLV of Oct. 24 ... Played his first career snaps late at Utah State on Oct. 31 ... Did not play vs. San José State on Nov. 6 ... Started for the first time of his career against Hawai'i on Nov. 14 at right guard ... Started again at Nevada on Nov. 21, at Colorado on Nov. 28 and vs. Colorado State on Dec. 5 ... Played off the bench at No. 14/16 Brigham Young.

### SOPHOMORE SEASON (2019)

Did not play during the 2019 campaign. ... Was on the travel squad for the opener with Weber State, but did not travel the rest of the year.



## FRESHMAN SEASON (2018)

Did not play in a game during the season, but was on the travel squad for road contests against rv/No. 24 Boise State, Nevada and Fresno State.

## REDSHIRT SEASON (2017)

Redshirted his first season at San Diego State.

## HIGH SCHOOL

Earned three varsity letters at Pitman High School in Turlock, Calif. ... Twice garnered first-team all-Central California Conference accolades ... Helped the Pride reach the CIF Sac-Joaquin Section playoffs all three seasons ... Was rated a three-star recruit by 247sports and Scout, and a two-star recruit by Rivals ... Received a grade of 86 by 247sports ... Ranked ninth among offensive guard prospects in the state of California and 18th in the West, according to Scout.

## Martinez' Career Statistics

Season	GP	GS
2020	6	4
Career	6	4

## Martinez' Career Game-By-Game

### JUNIOR SEASON - 2020 G-x-G

Date	Opponent	GP	GS/POS
O.24	UNLV*	-	DNP-
O.31	at Utah State*	1	
N.6	San José State*	-	DNP-
N.14	Hawai'i*	1	RG
N.21	at Nevada*	1	RG
N.28	at Colorado	1	RG
D.5	Colorado State*	1	RG
D.12	at No. 14/16 Brigham Young*	1	
<b>2020 SEASON TOTALS</b>		<b>6</b>	<b>4</b>


\* - Mountain West game.

## PERSONAL

Christopher John Martinez was born Jan. 18, 1999, in San Jose, Calif. ... Son of Bernice Martinez ... Chose San Diego State over Colorado, Arizona, Nevada, San José State and Fresno State ... Is majoring in interdisciplinary studies.



# 57 → Darrell Masaniai



- ◆ Linebacker
- ◆ Freshman - Redshirt, 6-2, 220
- ◆ Honolulu, Hawai'i
- ◆ St. Louis School

## ◆ 2020 MW Fall All-Academic Team

Young linebacker who continues to learn the defense ... Enters his second season third on the depth chart at "Sam" linebacker.

## REDSHIRT SEASON (2020)

Played in one game on special teams with-

out recording a stat ... Was not on the travel squad for the first four games of the season ... Made his collegiate debut at Nevada on Nov. 21 on special teams ... Was on the travel squad for the next two games (Nov. 28 at Colorado and Dec. 5 vs. Colorado State) but did not play ... Did not travel to No. 14/16 Brigham Young on Dec. 12.

## Masaniai's Career Statistics

Season	GP	GS	UA	A	TT	TFL	Sk	Int.	PBU	FF	FR
2020	1	0	0	0	0	0.0	0.0	0	0	0	0
Career	1	0	0	0	0	0.0	0.0	0	0	0	0

## HIGH SCHOOL

Earned three letters at Hawaii powerhouse St. Louis School ... Led the Crusaders to a remarkable 34-1 record over the last three years, including a perfect 19-0 league record ... Ended up playing on four state championship teams and four league champions ... The last three years, St. Louis School finished ninth in the nation in 2019 (12-1, 8-0 league), sixth in 2018 (11-0, 7-0) and fifth in 2017 (11-0, 4-0) ... Was a two-time all-state defensive end ... A three-star recruit by 247sports and ESPN, and a two-star recruit by Rivals ... ESPN rated him as the 12th-best recruit with a scout grade of 74 ... 247sports, meanwhile, ranked him as the 13th-best recruit with a scout grade of 85.

## PERSONAL

Sonny Darrell Masaniai Jr. was born Nov. 28, 2000, in Honolulu ... Son of Tupu Arualu and Ana Sekona ... Picked San Diego State over offers from Air Force, Army, Hawai'i, Navy, UNLV and Northern Arizona ... Undecided on a major.





## 45 → Jesse Matthews



- ◆ Wide Receiver
- ◆ Junior - 2 Letters, 6-0, 190
- ◆ San Diego, Calif.
- ◆ Christian High

Is one of 41 players in program history with at least three 100-yard receiving games.

- ◆ 2019 SDSU Byron H. Chase Memorial Trophy Offensive Player of the Year
- ◆ 2019 SDSU Co-Outstanding Freshman Award
- ◆ 2018 SDSU Offensive Scout Player of the Year
- ◆ 2019 New Mexico Bowl Co-Most Valuable Offensive Player

### At A Glance

▶ Walked on to the program, earning a scholarship before the team's 2019 New Mexico Bowl appearance.

▶ In 2019, was named the team's offensive player of the year, the first Aztec freshman to win the award (offense of defense) since quarterback Ryan Lindley in 2008.

▶ Among freshmen in SDSU single-season history, ranked second in receptions (48) and third in receiving yards (633) in 2019.

▶ Had three receptions for 111 yards and two touchdowns en route to being named the 2019 New Mexico Bowl Co-Offensive Most Valuable Player.

▶ Had the fifth-most catches (48) in the country in 2019 without a dropped pass (according to Pro Football Focus).

▶ Is also a golf shot trick artist in his spare time.

Former walk-on, who earned a scholarship just before the team's New Mexico Bowl appearance in 2019 ... Solid route-runner, who burst onto the scene after a fantastic 2019 spring campaign ... Has arguably the best vertical jump of the Aztec receivers ... Makes incredible catches look easy ... Entered the 2019 fall camp as the No. 4 'Z' receiver, but worked himself into a starting role by the opener ... Is the projected starting 'Z' receiver heading into the season ... Also can return punts ... Is one of 41 players in program history with at least three 100-yard receiving games.

### JUNIOR SEASON (2021)

Has racked up numerous preseason accolades, including being named a second-team selection as a punt returner by Phil Steele Magazine, a third-team punt returner by Athlon Sports and wide receiver by Pro Football Focus, a fourth-team receiver by Phil Steele Magazine and a honorable-mention punt returner by Pro Football Focus ... College Football News deemed him as "SDSU's fourth-best offensive player" and the "Key San Diego State player to a successful season."

### SOPHOMORE SEASON (2020)

Was named a Burlsworth Trophy nominee for a second straight year, which goes out to the most outstanding collegiate football player who began his career as a walk-on and has shown outstanding performance on the field ... Was listed as the "seventh-rated player in the Mountain West" by Pro Football Focus ... Was called "SDSU's fourth-best offensive player" by College Football News ... Started the team's eight games on the season at wide receiver and three times as the punt returner ... Had 24 catches for 326 yards (13.6 avg.) with a touchdown and a long catch of 51 yards ... Led the team in catches (24), receiving yards (326) and long catch (51) ... Also returned 12 punts for 113 yards (9.4 avg.) with a long of 29 yards ... Ranked second in the Mountain West and 14th in FBS in punt return average (9.42) ... Earned the start against UNLV in the opener on Oct. 24 and made a 10-yard grab ... Also appeared to finish with a touchdown catch, but the play was overruled by video replay ... Started again at Utah State on Oct. 31, making three catches for 24 yards (8.0 avg.) with a long of 12 yards ... Hauled in six passes for a career-high 139 yards against San José State on Nov. 6, making the Pro Football Focus National Team of the Week ... Recorded his first 100-yard game of the season and third of his career (all over the last seven games) ... Became the 41st player in program history with three career 100-yard games ... Had a career-long 51-yard reception in the game ... Earned the start against Hawai'i at wide receiver on Nov. 14, but did not make a catch, snapping a streak of 16 straight games ... Returned his

## Matthews' Career Game-By-Game

### FRESHMAN SEASON - 2019 GAME-BY-GAME / RECEIVING

Date	Opponent	GP	GS	No.	Yds.	Avg.	Lg.	TD	TD Lengths
A.31	Weber State	1	1	3	25	8.3	11	0	
S.7	at UCLA	1	1	5	59	11.8	20	0	
S.14	at New Mexico State	1	1	4	31	7.8	10	0	
S.21	Utah State*	1	0	1	20	20.0	20	0	
O.5	at Colorado State*	1	0	2	16	8.0	8	0	
O.12	Wyoming*	1	1	6	73	12.2	25	0	
O.19	at San José State*	1	1	3	22	7.3	10	0	
O.26	at UNLV*	1	1	2	15	7.5	10	0	
N.9	Nevada*	1	1	3	32	10.7	18	0	
N.15	Fresno State*	1	1	8	119	14.9	29	0	
N.23	at Hawai'i*	1	0	4	32	8.0	12	0	
N.30	Brigham Young*	1	1	4	78	19.5	33	0	
D.21	vs. Central Michigan~	1	1	3	111	37.0	74	2	22, 74
<b>2019 SEASON TOTALS</b>		<b>13</b>	<b>10</b>	<b>48</b>	<b>633</b>	<b>13.2</b>	<b>74</b>	<b>2</b>	

### SOPHOMORE SEASON - 2020 GAME-BY-GAME / RECEIVING

Date	Opponent	GP	GS	No.	Yds.	Avg.	Lg.	TD	TD Lengths
O.24	UNLV*	1	1	1	10	10.0	10	0	
O.31	at Utah State*	1	1	3	24	8.0	12	0	
N.6	San José State*	1	1	6	139	23.2	51	0	
N.14	Hawai'i*	1	1	0	0	0.0	0	0	
N.21	at Nevada*	1	1	5	80	16.0	35	0	
N.28	at Colorado	1	1	2	13	6.5	16	0	
D.5	Colorado State*	1	1	2	9	4.5	8	1	8
D.12	at No. 14/16 Brigham Young	1	1	5	51	10.2	17	0	
<b>2020 SEASON TOTALS</b>		<b>8</b>	<b>8</b>	<b>24</b>	<b>326</b>	<b>13.6</b>	<b>51</b>	<b>1</b>	

### FRESHMAN SEASON - 2019 GAME-BY-GAME / PUNT RETURNS

Date	Opponent	GP	GS	No.	Yds.	Avg.	Lg.	TD	TD Lengths
A.31	Weber State	1		0	0	0.0	0	0	
S.7	at UCLA	1	*	0	0	0.0	0	0	
S.14	at New Mexico State	1		0	0	0.0	0	0	
S.21	Utah State*	1	*	1	13	13.0	13	0	
O.5	at Colorado State*	1		0	0	0.0	0	0	
O.12	Wyoming*	1		0	0	0.0	0	0	
O.19	at San José State*	1		1	0	0.0	0	0	
O.26	at UNLV*	1	*	4	48	12.0	25	0	
N.9	Nevada*	1	*	3	17	5.7	9	0	
N.15	Fresno State*	1	*	2	0	0.0	1	0	
N.23	at Hawai'i*	1	*	0	0	0.0	0	0	
N.30	Brigham Young	1	*	0	0	0.0	0	0	
D.21	vs. Central Michigan~	1	*	1	0	0.0	0	0	
<b>2019 SEASON TOTALS</b>		<b>12</b>	<b>5</b>	<b>12</b>	<b>93</b>	<b>7.8</b>	<b>17</b>	<b>0</b>	

### SOPHOMORE SEASON - 2020 GAME-BY-GAME / PUNT RETURNS

Date	Opponent	GP	GS	No.	Yds.	Avg.	Lg.	TD	TD Lengths
O.24	UNLV*	1		0	0	0.0	0	0	
O.31	at Utah State*	1		0	0	0.0	0	0	
N.6	San José State*	1		0	0	0.0	0	0	
N.14	Hawai'i*	1	*	5	60	12.0	29	0	
N.21	Nevada*	1	*	2	15	7.5	10	0	
N.28	at Colorado	1	*	2	18	9.0	17	0	
D.5	Colorado State*	1		2	7	3.5	7	0	
D.12	at No. 14/16 Brigham Young	1		1	13	13.0	13	0	
<b>2020 SEASON TOTALS</b>		<b>8</b>	<b>3</b>	<b>12</b>	<b>113</b>	<b>9.4</b>	<b>29</b>	<b>0</b>	

*Bold indicates season high. \* - Mountain West game. ~ - 2019 New Mexico Bowl (Dream-style Stadium; Albuquerque, N.M.). GS - \* in this category the player was on the field the first time San Diego State was in the kick/punt return formation.*

first five punts of the season for 60 yards (12.0 avg.) with a long of 29 yards ... Set career highs in all three punt return categories

- returns (5), yards (60) and long (29), while tying a career best in average (12.0) ... Recorded five catches for 80 yards (16.0



avg.) with a long of 35 yards in a start at Nevada on Nov. 21 ... All three marks were team highs ... Also returned two punts for 15 yards (7.5 avg.) with a long of 10 yards ... Had two catches for 13 yards (6.5 avg.) in a start at Colorado on Nov. 28, while returning two punts for 18 yards (9.0 avg.) with a long of 17 yards ... Had a pair of catches for nine yards in a start vs. Colorado State on Dec. 5, including a 9-yard touchdown ... The touchdown was his first of the season and third of his career, and put SDSU on the scoreboard ... Had team highs of five receptions and 51 yards (10.2 avg.) in another start at No. 14/16 Brigham Young, while also returning a punt for 13 yards.

### FRESHMAN SEASON (2019)

Won a pair of team awards, including the Byron H. Chase Memorial Trophy (offensive player of the year) and the Outstanding Freshman Award (with Cameron Thomas) ... Became the first Aztec freshman to be named an offensive or defensive outstanding player since quarterback Ryan Lindley in 2008 ... Was named a Burlsworth Trophy nominee, which goes out to the most outstanding collegiate football player who began his career as a walk-on and has shown outstanding performance on the field ... Started 10 games and played in all 13 ... Had 48 catches for 633 yards (13.2 avg.) with two touchdowns and a long of 74 yards ... Also had 12 punt returns for 78 yards (6.5 avg.) with a long of 25 yards and a 7-yard rush ... Had the fifth-most catches (48) in the country without a dropped pass (according to Pro Football Focus) ... His 48 receptions and 633 receiving yards each ranked second on the team ... Among freshmen in

SDSU single-season history, Matthews ranked second in receptions (48) and third in receiving yards (633) ... Started the opener vs. Weber State in his first collegiate game, making three catches for 25 yards (8.3 avg.) with a long of 11 yards over 40 snaps ... Had a five catches for 59 yards (11.8 avg.) in a second straight start at UCLA, playing 62 snaps ... Had a long catch of 20 yards ... Had four of his five receptions for 41 yards in the first quarter and an 18-yard grab on a third-and-3 situation late in the fourth quarter, which led to a field goal that put the game away for SDSU ... Also started at punt returner for the first time of his career, but did not record a return ... Started again at New Mexico State, making four catches for 31 yards (8.8 avg.) with a long of 10 yards ... The four receptions tied Elijah Kothe for the most on the team ... Came off the bench for the first time against Utah State, playing 45 snaps ... Made a highlight reel diving 20-yard catch on a second-and-26 situation ... Also had his first career rush for seven yards and his first career punt return (13 yards), starting there for the second time ... Had two catches for 16 yards (8.0 avg.) with a long of eight yards in 33 snaps in a reserve role at Colorado State ... Had career highs of six catches and 73 yards (12.2 avg.) in a start against Wyoming, playing 55 snaps ... In the second half alone, caught five passes for 65 yards ... His biggest catch was a career-long 25-yard grab on a fourth-and-3 situation late in the fourth quarter ... It extended the drive and led to a 10-yard Juwan Washington touchdown run, which put the Aztecs on top for good ... Had three catches for 22 yards (7.3 avg.) in 57 offensive snaps at San José

## Jesse Matthews - Inside The Numbers

### MOST RECEPTIONS BY AN AZTEC FRESHMAN / SEASON

Rk.	Name	Year	Yards	Receptions
1.	Will Blackwell	1994	689	51
2.	▶ Jesse Matthews	2019	633	48
3.	Darnay Scott	1991	727	35
4.	Vincent Brown	2007	349	31
5.	Gavin Escobar	2010	323	29

### MOST RECEIVING YARDS BY AN AZTEC FRESHMAN / SEASON

Rk.	Name	Year	Receptions	Yards
1.	Darnay Scott	1991	35	727
2.	Will Blackwell	1994	51	689
3.	▶ Jesse Matthews	2019	48	633
4.	Az Hakim	1994	17	370
5.	Gavin Escobar	2010	29	323

### MOST RECEIVING YARDS BY AN AZTEC FRESHMAN SINCE 1996 / GAME

Rk.	Name	Opponent	Date	Receptions	Yards
1.	▶ Jesse Matthews	Fresno State	Nov. 15, 2019	8	119
2.	▶ Jesse Matthews	vs. Central Michigan	Dec. 21, 2019	3	111
3.	Ethan Dedeaux	Sacramento State	Sept. 8, 2018	6	90
4.	▶ Jesse Matthews	Brigham Young	Nov. 30, 2019	4	78
5.	Michael Franklin	at Wyoming	Oct. 19, 2002	8	75

### MOST CONSECUTIVE STARTS AMONG ACTIVE AZTEC PLAYERS (OFF./DEF.)

Pl.	Name	2021 Year	Position	GS
1.	Daniel Bellinger	Sr.	Tight End	17
	Caden McDonald	Sr.	Linebacker	17
	Zachary Thomas	Sr.	Left Tackle (moved from RT)	17
4.	▶ Jesse Matthews	Jr.	Wide Receiver	10
	Cameron Thomas	Jr.	Defensive Tackle/End	10

State, while also handling a punt return for zero yards ... Made two catches for 15 yards (7.5 avg.) in a start at UNLV, logging 34 snaps on the offensive side of the ball ... Also excelled as a punt returner, returning four for 48 yards (12.0 avg.) with a long of 25 yards ... Ended up setting career highs in punt returns (4), punt return yards (48), punt return average (12.0) and long punt return (25) ... Caught three passes for 32 yards (10.7 avg.) with a long of 18 yards in a start and 60 snaps vs. Nevada ... Also returned three punts for 17 yards (5.7 avg.) with a long return of nine yards ... Had a career-high eight catches for a career-best 119 yards against Fresno State in a start and 65 snaps, being named to the Pro Football Focus Mountain West Team of the Week for the first time of his career ... Became the 86th different 100-yard receiver in program history (328th occasion overall) ... Also returned two punts for zero yards ... Had four catches for 32 yards (8.0 avg.) in 53 offensive snaps off the bench at Hawai'i ... Had team highs of four receptions and 78 yards (19.5 avg.) in a start and 53 snaps against Brigham Young ... Had a career-long 33-yard catch in the game, while his 19.5 average was also a career best (min. 2 rec.) ... Was named the co-Most Valuable Offensive Player of the New Mexico Bowl vs. Central Michigan when he had three receptions for 111 yards and his first

two career touchdowns ... Recorded his second 100-yard receiving game of the season (and career) ... The 74-yard touchdown catch was SDSU's longest offensive play this year and the longest catch of his career ... Finished with 19 catches and 340 yards (85.0 ypg) over his final four games.

### REDSHIRT SEASON (2018)

Was named the team's offensive scout player of the year while using his redshirt campaign.

### HIGH SCHOOL

Was a two-year letter winner at nearby Christian High School in El Cajon, Calif. ... Helped the Patriots to a 8-3 record as a senior, including a 3-1 league mark ... Was a first-team all-league and all-county performer as a senior in 2017, when he had 57 catches for 888 yards (15.6 avg.) and 14 touchdowns (according to MaxPreps) ... Also was 2-for-2 passing for 102 yards and two touchdowns, while recording 35 tackles (25 solo), three interceptions and two fumble recoveries on defense ... Also was a shortstop on the baseball team and the point guard on the basketball squad.

### PERSONAL

Jesse Thomas Eliseo Matthews was born Aug. 12, 1999, in San Diego ... Son of Tom



# Aztec Players



10 BOWL GAME APPEARANCES SINCE 2010 ▶ 21 CONFERENCE CHAMPIONSHIPS

## Matthews' Career Statistics

Receiving							
Season	GP	GS	Rec.	Yds.	Avg.	Long	TD
2019	13	10	48	633	13.2	74	2
2020	8	8	24	326	13.6	51	1
<b>Career</b>	<b>21</b>	<b>18</b>	<b>72</b>	<b>959</b>	<b>13.3</b>	<b>74</b>	<b>3</b>

Punt Returns								All-Purpose	
Season	GP	GS	No.	Yds.	Avg.	Long	TD	Total	Yds/Gm.
2019	13	8	12	78	6.5	25	0	718	55.2
2020	8	3	12	113	9.4	29	0	438	54.8
<b>Career</b>	<b>21</b>	<b>11</b>	<b>24</b>	<b>191</b>	<b>8.0</b>	<b>29</b>	<b>0</b>	<b>1,156</b>	<b>55.0</b>

and Jessica Matthews ... Is majoring in communication.

(11/14/20); Long Punt Return: 29 vs. Hawai'i (11/14/20); All-Purpose Yards: 139 vs. San José State (11/6/20).

### SINGLE-GAME BESTS

**Career Highs:** Receptions: 8 vs. Fresno State (11/15/19); Receiving Yards: 139 vs. San José State (11/6/20); Receiving Touchdowns: 2 vs. Central Michigan (12/21/19); Long Reception: 74 vs. Central Michigan (12/21/19); Carries: 1 vs. Utah State (9/21/19); Rushing Yards: 7 vs. Utah State (9/21/19); Long Rush: 7 vs. Utah State (9/21/19); Punt Returns: 5 vs. Hawai'i (11/14/20); Punt Return Yards: 60 vs. Hawai'i

# 18 → Jalen Mayden



- ◆ Quarterback
- ◆ Sophomore - Transfer, 6-3, 230
- ◆ Garland, Texas
- ◆ Sachse High/Mississippi State

## Mayden's Career Game-By-Game

FRESHMAN (TRUE) SEASON - 2018 GAME-BY-GAME (GAMES PLAYED ONLY)										
Date	Opponent	GP	GS	Cmp.	Att.	Pct.	Int.	TD	Yds.	Rtg.
S.1	Stephen F. Austin	1	0	1	2	50.0	0	0	9	87.80
S.1	Louisiana-Lafayette	1	0	0	0	0.0	0	0	0	0.00
N.3	Louisiana Tech	1	0	0	0	0.0	0	0	0	0.00
<b>2018 SEASON TOTALS</b>		<b>3</b>	<b>0</b>	<b>1</b>	<b>2</b>	<b>50.0</b>	<b>0</b>	<b>0</b>	<b>9</b>	<b>87.80</b>

*Bold indicates season high.*

another 13 touchdowns ... As a junior, threw for 2,875 yards and 27 touchdowns, while adding 634 rushing yards with 11 scores ... As a sophomore, went 137 of 202 for 2,496 passing yards and 32 touchdowns, adding 513 yards on the ground with four touchdowns on 87 carries ... A consensus four-star recruit out of high school by Rivals, 247sports and ESPN ... Received a scout grade of 87 by 247sports and 81 by ESPN ... Was a top-20 dual-threat quarterback by all three recruiting services ... Ranked as the No. 2 dual-threat quarterback recruit from the state of Texas according to 247Sports.

### PERSONAL

Jalen Ta'sean Mayden was born Feb. 9, 2000, in Garland, Texas ... Son of James Mayden and Katrina Salles ... Picked Mississippi State out of high school over offers from Ohio State, Georgia, Tennessee, Baylor, Kansas State, Minnesota, Utah, Nebraska, Virginia, North Carolina State, Oregon State, Syracuse, Illinois, UCF, USF, Houston, Louisville, Louisiana-Monroe and Illinois State ... Also was recruited by Alabama, Clemson, Oklahoma, Penn State, Texas, Texas A&M, Miami, TCU and Kansas ... Is majoring in kinesiology.

### SINGLE-GAME BESTS

**Career Highs:** Completions: 1 vs. Stephen F. Austin (9/1/18); Attempts: 1 vs. Stephen F. Austin (9/1/18); Passing Yards: 9 vs. Stephen F. Austin (9/1/18); Long Pass: 8 vs. Stephen F. Austin (9/1/18); Carries: 5 vs. Stephen F. Austin (9/1/18); Rushing Yards: 22 vs. Stephen F. Austin (9/1/18); Long Rush: 14 vs. Stephen F. Austin (9/1/18).

## At A Glance

- ▶ Joined the Aztecs in December 2020 after playing in three games for SEC's Mississippi State in 2018 as a true freshman.
- ▶ Has three years of collegiate eligibility remaining at SDSU.
- ▶ Was a consensus four-star recruit out of Sachse High School in Sachse, Texas.

Joined the Aztecs in the early signing period in December after transferring from Mississippi State ... Has three years of eligibility remaining ... An athletic left-handed quarterback who can throw on the run ... Is one of three quarterbacks sitting atop the depth chart (also Jordan Brookshire and Lucas Johnson) after spring camp.

### SOPHOMORE SEASON (2021)

Has been named as "SDSU's top incoming transfer" by College Football News.

### AT MISSISSIPPI STATE (2018-19)

Appeared in three games as a true freshman for the Bulldogs during the 2018 season,

completing 1 of 2 passes for nine yards ... Also rushed seven times for 32 yards (4.6 avg.) with a long of 14 ... Did not play in 2019.

### HIGH SCHOOL

Prior to Mississippi State, prepped at Sachse High School in Sachse, Texas ... Led the Mustangs to the third round of the 2017 University Interscholastic League State Championships and a 12-1 record, a year after Sachse HS was 11-1 record and an appearance in the state playoffs ... Invited to ESPN's Elite 11 Camp and was a finalist for the Under Armour Quarterback of the Year as a junior ... Also was a finalist for Texas Class 6A Offensive Player of the Year as a junior ... Led the U.S. National Team to a 26-0 victory over Canada in the first-ever North American Championship following his senior season ... Earned MVP honors at the International Bowl for the U.S. U16 National Team following his junior campaign ... Racked up 9,472 yards of total offense and accounted for 114 touchdowns during his prep career ... As a senior, completed 139 of 227 passes for 2,170 yards, while throwing for 27 touchdowns and just two interceptions ... Also rushed 114 times for 784 yards and

## Mayden's Career Statistics

Season	GP	GS	Passing					Rushing				
			Att.	Cmp.	Pct.	Int.	TD	Yds.	Rtg.	Att.	Yds.	TD
*2018	3	0	1	2	50.0	0	0	9	87.8	7	32	0
<b>Career</b>	<b>3</b>	<b>0</b>	<b>1</b>	<b>2</b>	<b>50.0</b>	<b>0</b>	<b>0</b>	<b>9</b>	<b>87.8</b>	<b>7</b>	<b>32</b>	<b>0</b>

\* at Mississippi State



## 32 → Connor McBride



- ◆ Tight End
- ◆ Senior - Squad, 6-2, 240
- ◆ Irvine, Calif.
- ◆ Woodbridge High/Saddleback College

Set school career records in rushing yards (4,704) and rushing touchdowns (43) as a prep.

◆ 2020 MW Fall All-Academic Team

Accomplished high school running back who made the move to fullback at San Diego State and recently to tight end ... A good pass catcher who can break tackles in the open field.

**JUNIOR SEASON (2020)**

Did not see the field during the 2020 season.

**SOPHOMORE SEASON (2019)**

Did not play during the 2019 campaign.

**REDSHIRT SEASON (2018)**

Utilized his redshirt season.

**AT SADDLEBACK COLLEGE (2017)**

Played one season at Saddleback College, playing 10 games in 2017 ... Rushed 27 times for 134 yards (5.0 avg.) with four touchdowns, while adding a 14-yard catch.

**HIGH SCHOOL**

Played four years at Woodbridge High School in Irvine, Calif., earning two letters ... Was a three-time first-team all-league running back (2014-16) ... Also an all-county

third-team pick in 2015 and 2016 ... Rushed for school records of 4,704 yards and 43 touchdowns for his career on 723 carries (6.5 avg.), according to MaxPreps ... Recorded 25 career 100-yard games and averaged 138.4 yards per game ... Also caught 31 passes for 278 yards and two touchdowns.

**PERSONAL**

Connor McBride was born June 1, 1998, in Newport Beach, Calif. ... Son of Matthew and Kathleen McBride ... A social science major.

## 54 → Caden McDonald



- ◆ Linebacker
- ◆ Senior - 3 Letters, 6-3, 235
- ◆ Haslet, Texas
- ◆ Northwest High

His 2.5 sacks vs. UNLV last year (Oct. 24) matched the most by an Aztec since Sept. 30, 2017.

◆ 2020 First-Team All-MW

◆ Three-time MW Fall All-Academic Team (2018-20)

◆ MW Defensive Player of the Week - Oct. 26, 2020 for game vs. UNLV

Young, skilled linebacker who has improved greatly since arriving to SDSU in 2017 ... Is seemingly always around the ball ... Was a regular in the starting lineup each of the past two years, coming on in 2020 en route to being named a first-team all-Mountain West selection ... Enters the 2021 season as the projected starting "Sam" linebacker.

**SENIOR SEASON (2021)**

Has been named to both the Bronko Nagurski Award Watch List (most outstanding defensive player) and the Chuck Bednarik Award Watch List (college defensive player of the year) ... Also is on the Reese's Senior Bowl Watch List ... Also has been chosen as a preseason first-team all-Mountain West pick by the league's media (with the most votes by a linebacker) and Athlon Sports, a second-team selection by Phil Steele Magazine and Lindy's Sports, and a fourth-team edge defender by Pro Football Focus ... College Football News labeled him as "SDSU's best defensive player."

**JUNIOR SEASON (2020)**

Gamered first-team all-Mountain West honors by the league's media and coaches ... Was named a preseason all-Mountain West third team selection by Phil Steele Magazine ... Had 34 tackles, 9.5 tackles for loss for 48

### McDonald's Career Game-By-Game

**FRESHMAN SEASON - 2018 GAME-BY-GAME**

Date	Opponent	GP	GS	UA	A	TT	TFL	Sk.	Int.	PBU	FF	FR
A.31	at No. 13/13 Stanford	1	0	0	0	0	0.0	0.0	0	0	0	0
S.8	Sacramento State	1	0	0	0	0	0.0	0.0	0	0	0	0
S.15	No. 23/25 Arizona State	1	0	1	0	1	0.0	0.0	0	0	0	0
S.22	Eastern Michigan	1	0	0	0	0	0.0	0.0	0	0	0	0
O.6	at rv/No. 24 Boise State*	1	0	0	0	0	0.0	0.0	0	0	0	0
O.12	Air Force*	1	0	0	0	0	0.0	0.0	0	0	0	0
O.20	San José State*	1	0	0	0	0	0.0	0.0	0	0	0	0
O.27	at Nevada*	1	0	0	0	0	0.0	0.0	0	0	0	0
N.3	at New Mexico*	1	0	0	0	0	0.0	0.0	0	0	0	0
N.10	UNLV*	1	0	0	0	0	0.0	0.0	0	0	0	0
N.17	at Fresno State*	1	0	0	0	0	0.0	0.0	0	0	0	0
N.24	Hawaii**	1	0	0	0	0	0.0	0.0	0	0	0	0
D.19	vs. Ohio#	1	0	0	1	1	0.0	0.0	0	0	0	0
<b>2018 SEASON TOTALS</b>		<b>13</b>	<b>0</b>	<b>1</b>	<b>1</b>	<b>2</b>	<b>0.0</b>	<b>0.0</b>	<b>0</b>	<b>0</b>	<b>0</b>	<b>0</b>

**SOPHOMORE - 2019 GAME-BY-GAME**

Date	Opponent	GP	GS	UA	A	TT	TFL	Sk.	Int.	PBU	FF	FR
A.31	Weber State	1	1	1	1	2	0.0	0.0	0	0	0	0
S.7	at UCLA	1	0	3	1	4	0.5	0.0	0	0	0	1
S.14	at New Mexico State	1	0	0	1	1	0.0	0.0	0	0	0	0
S.21	Utah State*	1	0	0	1	1	0.5	0.0	0	0	0	0
O.5	at Colorado State*	1	1	1	3	4	1.5	0.5	0	0	0	0
O.12	Wyoming*	1	1	0	4	4	0.0	0.0	0	0	0	0
O.19	at San José State*	1	1	0	2	2	0.0	0.0	1	0	0	0
O.26	at UNLV*	1	1	0	1	1	0.0	0.0	0	1	0	0
N.9	Nevada*	1	1	3	2	5	1.0	0.0	0	0	0	0
N.15	Fresno State*	1	1	1	0	1	0.0	0.0	0	0	0	0
N.23	at Hawaii**	1	1	4	0	4	2.0	2.0	0	0	0	0
N.30	Brigham Young	1	1	0	1	1	0.0	0.0	0	0	0	0
D.21	vs. Central Michigan~	1	1	2	2	4	0.0	0.0	0	1	0	0
<b>2019 SEASON TOTALS</b>		<b>13</b>	<b>10</b>	<b>15</b>	<b>19</b>	<b>34</b>	<b>5.5</b>	<b>2.5</b>	<b>1</b>	<b>2</b>	<b>0</b>	<b>1</b>

yards, 4.5 sacks for 33 yards, 10 quarterback hurries, three pass breakups and a forced fumble, starting all eight of the team's games ... Ranked third in the Mountain West in tackles for loss (10.0), a tie for fourth in tackle for loss yards (48), a tie for seventh in pass breakups (3), eighth in sack yards (33), a tie for eighth in sacks (4.5) and ninth in

tackles for loss per game (1.25) ... Had a breakout game against UNLV on Oct. 24 en route to being named the Mountain West Defensive Player of the Week for the first time of his career ... Posted career highs of eight tackles, three tackles for loss and 2.5 sacks after entering the game with 36 tackles, 5.5 tackles for loss and 2.5 sacks in 26

### At A Glance

▶ Has started 18 of the last 21 games over the last two seasons after playing just 26 defensive snaps as a freshman in 2018.

▶ Was named the Mountain West Defensive Player of the Week for his play at UNLV last year when he had eight tackles, three tackles for loss and 2.5 sacks.

▶ Returned a blocked punt for a touchdown at UNLV on Oct. 26, 2019, SDSU's first block punt return for a touchdown since Trenton Thompson returned Kaelin Himphill's block vs. Air Force on Oct. 12, 2018 and just the second since Freddy Keiaho returned one for a score against New Mexico on Oct. 22, 2005.

▶ Younger brother, Cooper, is a redshirt freshman linebacker at Washington.



# Aztec Players

10 BOWL GAME APPEARANCES SINCE 2010 ▶ 21 CONFERENCE CHAMPIONSHIPS



CADEN MCDONALD ◀ PLAYERS

## Caden McDonald - Inside The Numbers

### MOST TACKLES FOR LOSS IN THE MOUNTAIN WEST / 2020

Rk.	Name	School	GP	TFL Yds.	TFL
1.	Viliami Fehoko	San José State	8	65	12.5
2.	Cade Hall	San José State	7	63	12.0
3	▶ Caden McDonald	San Diego State	8	48	10.0
4.	Cameron Thomas	San Diego State	8	48	9.5
	Darius Muasau	Hawai'i	9	23	9.5



career games ... His 2.5 sacks matched the most by a SDSU player since Jay Henderson's three sacks vs. Northern Illinois on Sept. 30, 2017 ... Also added three quarterback hurries and was named the team's defensive player of the week ... Had three tackles, 0.5 tackles for loss and a quarterback hurry in a start at Utah State on Oct. 31 ... The QBH led to a Seyddrick Lakalaka interception ... Had three tackles (one solo) and a pair of quarterback hurries against San José State on Nov. 6 ... Had another good game vs. Hawai'i on Nov. 14 with seven tackles (three solo), three tackles for loss for 18 yards, two sacks for 17 yards and a forced fumble ... The forced fumble was the first of his career, while the three tackles for loss tied a career high ... Had three tackles (one solo) and a pass breakup at Nevada on Nov. 21 ... Came up with five tackles (three solo) and a tackle for loss at Colorado on Nov. 28 ... Had a solid outing in a start vs. Colorado State on Dec. 5, making four tackles (three solo) with 2.5 tackles for loss, two pass breakups and three quarterback hurries ... Came up with a single tackle in a start

at No. 14/16 Brigham Young on Dec. 12.

### SOPHOMORE SEASON (2019)

Played in 13 games, making 10 starts ... Had 34 tackles (15 solo) with 5.5 tackles for loss, 2.5 sacks, an interception, two pass breakups, a fumble recovery, seven quarterback hurries and a touchdown on special teams ... Tied for third in FBS in punt return touchdowns (1 off a blocked punt) ... Started the opener with Weber State for the first time of his career, making two tackles (one solo) in 35 snaps and adding a quarterback hurry ... Had a then career-high four tackles (three solo), including 0.5 tackles for loss, and a quarterback hurry in 52 snaps off the bench at UCLA after entering the game with four career stops in 14 games ... Also recovered a fumble after a Kyahva Tezino sack, his first of the career ... The turnover led to a Ryan Agnew 34-yard touchdown pass to Kobe Smith ... Registered one assisted tackle in 17 snaps off the bench at New Mexico State ... Had an assisted tackle, which went down as 0.5 TFL, and a quarterback hurry vs. Utah State in 16 snaps ... Started for the second

### JUNIOR - 2020 GAME-BY-GAME

Date	Opponent	GP	GS	UA	A	TT	TFL	Sk.	Int.	PBU	FF	FR
O.24	UNLV*	1	1	2	6	8	3.0	2.5	0	0	0	0
O.31	at Utah State*	1	1	1	2	3	0.5	0.0	0	0	0	0
N.6	San José State*	1	1	1	2	3	0.0	0.0	0	0	0	0
N.14	Hawai'i*	1	1	3	4	7	3.0	2.0	0	0	1	0
N.21	at Nevada*	1	1	1	2	3	0.0	0.0	0	1	0	0
N.28	at Colorado	1	1	3	2	5	1.0	0.0	0	0	0	0
D.5	Colorado State*	1	1	3	1	4	2.5	0.0	0	2	0	0
D.12	at No. 14/16 Brigham Young	1	1	1	0	1	0.0	0.0	0	0	0	0
<b>2020 SEASON TOTALS</b>		<b>8</b>	<b>8</b>	<b>15</b>	<b>19</b>	<b>34</b>	<b>10.0</b>	<b>4.5</b>	<b>0</b>	<b>3</b>	<b>1</b>	<b>0</b>

*Bold indicates season high. \* - Mountain West game. # - 2018 DXL Frisco Bowl (Toyota Stadium; Frisco, Texas). ~ - 2019 New Mexico Bowl (Dreamstyle Stadium; Albuquerque, N.M.).*

time of his career at Colorado State, making a career-high-tying four tackles, including a then career-high 1.5 tackles for loss and 0.5 sacks, in 41 snaps ... The 1/2 sack was the first of his career ... Came up with four tackles in a start across 48 snaps against Wyoming ... Started again at San José State, playing all 54 snaps, and making two tackles with an interception ... The interception, which was returned 11 yards, was the first of his career and set up SDSU for victory formation late in the fourth quarter ... Had an assisted tackle and a pass breakup in a fourth straight start at UNLV in 69 defensive snaps, while recovering a blocked punt by Trenton Thompson for a touchdown ... It was SDSU's first block punt return for a touchdown since Thompson returned Kaelin Himphill's block vs. Air Force on Oct. 12, 2018 ... The touchdown gave SDSU a 14-0 lead ... Earned the start once again vs. Nevada, making a career-high five tackles (three solo), including a tackle for loss, while playing all 56 snaps ... Had a solo tackle in a start and 30 snaps vs. Fresno State ... Had four solo tackles, including a career highs of 2.0 sacks and 2.0 tackles for loss for nine yards in a start and 44 snaps at Hawai'i ... Came up with an assisted tackle and two quarterback hurries in a start over 53 snaps vs. Brigham Young ... Had four tackles (two solo) with a pass breakup and a quarterback hurry in a start over 51 snaps vs. Central Michigan in the New Mexico Bowl.

### FRESHMAN SEASON (2018)

Played in the team's 13 games of the season, mainly on special teams ... Had two tackles (one solo) ... Logged 26 defensive snaps on the season ... Made his collegiate debut in the opener at No. 13/13 Stanford, but did not record a stat ... Played three snaps and on special teams ... Also played statless special teams time vs. Sacramento State ... Had his first career tackle against No. 23/25 Arizona State, making the stop on defense, where he played five snaps ... Had seven statless snaps vs. Eastern Michigan ... Did not record a stat in special teams action at rv/No. 24 Boise State, vs. Air Force and against San José State ... Played one defensive snap at Nevada ... Also played on special teams at New Mexico, against UNLV,

at Fresno State and against Hawai'i ... Had an assisted tackle in 10 defensive snaps against Ohio in the DXL Frisco Bowl.

### REDSHIRT SEASON (2017)

Utilized his redshirt season.

### HIGH SCHOOL

Three-year letter winner at Northwest High School in Justin, Texas ... Recorded a school-record 290 tackles for his career along with three interceptions, two fumble recoveries, a forced fumble and a blocked punt ... Totaled a school-record 290 tackles over his career ... Was a first-team all-state selection ... Was a two-time first-team all-district pick ... Was an academic all-state honoree ... Named a Dallas-Fort Worth (DFW) defensive player-of-the-year nominee ... Was the team's defensive player of the year three times ... A three-star recruit by ESPN, 247sports and Scout, and a two-star recruit by Rivals ... Received a grade of 80 by 247sports and 72 from ESPN ... Scout had him as the 10th-best linebacker recruit in the talent-rich state of Texas 2017 recruiting class ... Also was a four-year letter winner for the track & field team, qualifying for the state meet, as well as the district, area and regional championships.

### PERSONAL

Caden Blaine McDonald was born Aug. 13, 1998, in Phoenix, Ariz. ... Son of Mike and Jill McDonald ... Younger brother, Cooper, is a true freshman at Washington this season ... Picked SDSU over numerous other offers, including Army West Point, Air Force, North Texas, UTSA, Bowling Green, Fresno State, Northwestern State, Lamar, Brown, Cornell and Penn ... A kinesiology major with an emphasis as a fitness specialist.

### SINGLE-GAME BESTS

**Career Highs:** Tackles: 8 vs. UNLV (10/24/20); Tackles For Loss: 3.0 vs. Hawai'i (11/14/20), vs. UNLV (10/24/20); Sacks: 2.5 vs. UNLV (10/24/20); Interceptions: 1 at San José State (10/19/19); Pass Breakups: 2 vs. Colorado State (12/5/20); Forced Fumbles: 1 vs. Hawai'i (11/14/20); Fumble Recoveries: 1 at UCLA (9/7/19); Touchdowns: 1 at UNLV (10/26/19).

## McDonald's Career Statistics

Season	GP	GS	UA	A	TT	TFL	Sk.	Int.	PBU	FF	FR
2018	13	0	1	1	2	0.0	0.0	0	0	0	0
2019	13	10	15	19	34	5.5	2.5	1	2	0	1
2020	8	8	15	19	34	10.0	4.5	0	3	1	0
<b>Career</b>	<b>34</b>	<b>18</b>	<b>31</b>	<b>39</b>	<b>70</b>	<b>15.5</b>	<b>7.0</b>	<b>1</b>	<b>5</b>	<b>1</b>	<b>1</b>

AZTEC FOOTBALL MEDIA GUIDE



## 23 → Isaiah McElvane



- ◆ Cornerback
- ◆ Sophomore - 1 Letter, 6-0, 190
- ◆ San Jose, Calif.
- ◆ Valley Christian High

### ◆ 2020 MW Fall All-Academic Team

Young, athletic defensive back who logged special teams snaps in five games as a true

freshman last year ... Enters the 2021 campaign third on the depth chart at the boundary cornerback position.

### McElvane's Career Statistics

Season	GP	GS	UA	A	TT	TFL	Sk	Int.	PBU	FF	FR
2020	5	0	0	0	0	0.0	0.0	0	0	0	0
Career	5	0	0	0	0	0.0	0.0	0	0	0	0

## 33 → Patrick McMorris



- ◆ Safety
- ◆ Junior - 2 Letters, 6-0, 210
- ◆ Santa Ana, Calif.
- ◆ Santa Ana High

Had seven tackles (five solo), a tackle for loss and a pass breakup in his first career start at Nevada on Nov. 21, 2020.

### At A Glance

▶ Will play the signature Aztec position in the 3-3-5 defense, entering 2021 with just 11 career tackles in 16 games (one start).

▶ Filled in for two-time all-Mountain West performer Dwayne Johnson Jr. to start his first career game at Nevada on Nov. 21, 2020, recording seven tackles (five solo), a tackle for loss and a pass breakup after entering the game with just three tackles in 13 career appearances.

▶ Was one of only two Aztec true freshman to appear on the depth chart in 2019 (also MLB Michael Shawcroft).

▶ Ran for 4,088 yards and 51 touchdowns on 495 carries (8.3 avg.) in his final three years of high school football (2018 at Santa Ana HS; 2016-17 at Godinez HS).

Impressed the coaching staff in his first college camp in 2019 ... Strong and athletic, who continues to get bigger in the weight

room ... Will be sliding into the signature Aztec position in the 3-3-5 defense after learning behind two-year starter and two-year all-Mountain West selection Dwayne Johnson Jr. ... Enters the 2021 season as the projected starter.

### SOPHOMORE SEASON (2020)

Played in seven games with one start, recording 10 tackles (six solo), including 1.5 tackles for loss and a pass breakup ... Logged statless time on special teams vs. UNLV on Oct. 24 ... Played late on defense at Utah State on Oct. 31 without recording a stat ... Logged statless time on special teams against San José State on Nov. 6 ... Played his most extensive snaps on defense against Hawai'i, making two tackles with his first 0.5 tackles for loss ... Had a breakout game in his first career start at Nevada on Nov. 21, making seven tackles (five solo) with a tackle for loss and a pass breakup ... Entered the game with three tackles for his career in 13 games ... Did not play at Colorado on Nov. 28 ... Played on special teams against Colorado State on Dec. 5, making

### FRESHMAN (TRUE) SEASON (2020)

Played in five games on special teams without finding the stat sheet ... Did not travel the team's first two games of the season ... Traveled for the first time of the season on Nov. 6 against San José State but did not play ... Logged his first career appearance Nov. 14 against Hawai'i, playing statless time on special teams ... Also logged special teams play at Nevada (Nov. 21), at Colorado (Nov. 28), vs. Colorado State (Dec. 5) and at No. 14/16 Brigham Young (Dec. 12).

### HIGH SCHOOL

Was a three-year letter winner at Valley Christian High in San Jose, Calif. ... Led the Warriors to a 31-8 record over his three years, including a 18-3 mark in league games ... VCH was 11-2 in 2019, 11-3 in 2018 with a loss in the state championship game and 9-3 in 2017 ... Was a two-time all-league pick ... Also an all-Bay Area honoree, and the running back of the year as a junior ... According to MaxPreps, totaled 2,861 rushing yards and 22 touchdowns on 396

carries (7.2 avg.), while adding 23 catches for 473 yards (20.6 avg.) and four touchdowns ... Had back-to-back 1,000-yard rushing seasons to end his career, rushing for 1,204 yards and 11 touchdowns as a junior in 2018, and 1,141 yards and eight touchdowns as a senior in 2019 ... Had six interceptions on the defensive side of the ball for his career ... Also a track and field star, competing in the 100, 200, long jump and triple jump ... Played baseball for the Warriors as well ... Is a three-star recruit by ESPN at running back and 247sports as an athlete, and a two-star recruit by Rivals ... Received a scout grade of 82 by 247sports and a 72 by ESPN.

### PERSONAL

Isaiah Brandon McElvane was born June 24, 2002, in Merced, Calif. ... Son of Vernon and Darral (Dee Dee) McElvane ... Chose San Diego State over offers from Brigham Young, New Mexico and Wyoming ... Is majoring in economics.

## McMorris' Career Game-By-Game

### FRESHMAN (TRUE) SEASON - 2019 GAME-BY-GAME

Date	Opponent	GP	GS	UA	A	TT	TFL	Sk.	Int.	PBU	FF	FR
A.31	Weber State	1	0	0	0	0	0.0	0.0	0	0	0	0
S.7	at UCLA	1	0	0	0	0	0.0	0.0	0	0	0	0
S.14	at New Mexico State	1	0	0	0	0	0.0	0.0	0	0	0	0
S.21	Utah State*	1	0	0	0	0	0.0	0.0	0	0	0	0
O.5	at Colorado State*	1	0	0	0	0	0.0	0.0	0	0	0	0
O.12	Wyoming*	1	0	0	0	0	0.0	0.0	0	0	0	0
O.19	at San José State*	1	0	0	0	0	0.0	0.0	0	0	0	0
O.26	at UNLV*	1	0	0	0	0	0.0	0.0	0	0	0	0
N.9	Nevada*	1	0	0	0	0	0.0	0.0	0	0	0	0
N.15	Fresno State*	1	0	0	0	0	0.0	0.0	0	0	0	0
N.23	at Hawai'i*	1	0	0	0	0	0.0	0.0	0	0	0	0
N.30	Brigham Young*	1	0	0	0	0	0.0	0.0	0	0	0	0
D.21	vs. Central Michigan^	1	0	1	0	1	0.0	0.0	0	0	0	0
<b>2019 SEASON TOTALS</b>		<b>9</b>	<b>0</b>	<b>1</b>	<b>0</b>	<b>1</b>	<b>0.0</b>	<b>0.0</b>	<b>0</b>	<b>0</b>	<b>0</b>	<b>0</b>

### SOPHOMORE SEASON - 2020 GAME-BY-GAME

Date	Opponent	GP	GS	UA	A	TT	TFL	Sk.	Int.	PBU	FF	FR
O.24	UNLV*	1	0	0	0	0	0.0	0.0	0	0	0	0
O.31	at Utah State*	1	0	0	0	0	0.0	0.0	0	0	0	0
N.6	San José State*	1	0	0	0	0	0.0	0.0	0	0	0	0
N.14	Hawai'i*	1	0	0	2	2	0.5	0.0	0	0	0	0
N.21	at Nevada*	1	1	5	2	7	1.0	0.0	0	1	0	0
N.28	at Colorado	--- Did Not Play ---										
D.5	Colorado State*	1	0	0	1	1	0.0	0.0	0	0	0	0
D.12	at No. 14/16 Brigham Young	1	0	0	0	0	0.0	0.0	0	0	0	0
<b>2020 SEASON TOTALS</b>		<b>7</b>	<b>1</b>	<b>5</b>	<b>5</b>	<b>10</b>	<b>1.5</b>	<b>0.0</b>	<b>0</b>	<b>1</b>	<b>0</b>	<b>0</b>

*Bold indicates season high. \* - Mountain West game. ~ - 2019 New Mexico Bowl (Dreamstyle Stadium; Albuquerque, N.M.).*

one assisted tackle ... Did not record a stat on special teams at No. 14/16 Brigham Young.

### FRESHMAN (TRUE) SEASON (2019)

Played in nine games in his true freshman

season, mainly on special teams with just three snaps on the defensive side of the ball ... Had one solo tackle ... Logged special teams snaps in the opener with Weber State and at UCLA, but did not find the stat sheet ... Did not play at New Mexico State, against



# Aztec Players



10 BOWL GAME APPEARANCES SINCE 2010 ▶ 21 CONFERENCE CHAMPIONSHIPS

Utah State, at Colorado State or vs. Wyoming ... Came back to play on special teams at San José State, at UNLV, vs. Nevada, vs. Fresno State, at Hawai'i and vs. Brigham Young ... Saw time on special teams against Central Michigan in the New Mexico Bowl and then played three defensive snaps late, making one solo tackle.

## HIGH SCHOOL

Spent one season at Santa Ana High School, where he led the team to a 10-3 record and 5-0 league mark en route to a

conference crown ... Ran for 1,801 yards and 23 touchdowns on 141 carries (12.8 avg.) in 2018, while catching 17 passes for 375 yards (22.1 avg.) and another two scores, according to MaxPreps ... On the defensive side, recorded 99 tackles and two interceptions, while returning eight punts for 187 yards (23.4 avg.) on special teams ... Spent his previous two years (2016-17) at Godinez High School in Santa Ana, Calif., where he rushed for 2,287 yards on 354 carries (6.5 avg.) and 28 touchdowns, caught 28 passes for 272 yards (9.7 avg.) and two

touchdowns, and had 53 tackles, five interceptions, one forced fumble, one fumble recovery and one pass breakup ... A three-star recruit by 247sports, receiving a grade of 80.

## PERSONAL

Patrick Allen McMorris was born Oct. 18, 2001 in Santa Ana, Calif. ... Son of Patrick McMorris and Lucy Guerrero ... Picked San Diego State over Cal Poly, Sacramento State and Weber State ... Is majoring in criminal justice.

## SINGLE-GAME BESTS

**Career Highs:** Tackles: 7 at Nevada (11/21/20); Tackles For Loss: 1.0 at Nevada (11/21/20); Pass Breakups: 1 at Nevada (11/21/20).

## McMorris' Career Statistics

Season	GP	GS	UA	A	TT	TFL	Sk	Int.	PBU	FF	FR
2019	9	0	1	0	1	0.0	0.0	0	0	0	0
2020	7	1	5	5	10	1.5	0.0	0	1	0	0
Career	16	1	6	5	11	1.5	0.0	0	1	0	0

## 68 → Thomas Mirabella



- ◆ Offensive Line
- ◆ Freshman - Redshirt, 6-4, 305
- ◆ Mission Viejo, Calif.
- ◆ Mission Viejo High

- ◆ 2020 MW Scholar-Athlete
- ◆ 2020 MW Fall All-Academic Team

Young, versatile offensive lineman who will look for playing time in his second season at San Diego State after joining the program in

the fall 2020 camp ... Enters the season as the backup center to senior Alama Uluave.

## REDSHIRT SEASON (2020)

Redshirted his first season at San Diego State.

## HIGH SCHOOL

Earned two letters at Mission Viejo High School in Mission Viejo, Calif. ... Was a second-team all-league selection ... A three-star recruit by 247sports as an offensive guard with a scout grade of 81.

## PERSONAL

Thomas Park Mirabella was born March 13, 2002, in Laguna Hills, Calif. ... Son of

Michael and Judy Mirabella ... Picked the Aztecs over offers from Dixie State, Idaho, Idaho State, Northern Arizona and Sacramento State ... Is majoring in business with an emphasis in finance.

## 29 → Allan Mwata



- ◆ Safety
- ◆ Junior - Squad, 6-0, 195
- ◆ Las Vegas, Nev.
- ◆ Liberty High

Pronounced Mah-wah-tta ... Young, defensive back who continues to learn the intricacies of the 3-3-5 defense ... Enters the 2021

season third on the depth chart at boundary warrior.

## SOPHOMORE SEASON (2020)

Played in three games on special teams without recording a stat ... Played in each of the first two games - Oct. 24 vs. UNLV and Oct. 31 at Utah State ... Did not play but was on the travel squad for games vs. San José State (Nov. 6) and against Hawai'i (Nov. 14) ... Played again at Nevada on Nov. 21 ... Was on the travel squad for the final three games of the season but did not play.

## FRESHMAN SEASON (2019)

Logged one appearance on the season without recording a stat ... Was on the travel squad for the first time at Hawai'i, but did not play ... Played late against Central Michigan in the New Mexico Bowl, but did not make the stat sheet.

## REDSHIRT SEASON (2018)

Redshirted his first season at SDSU.

## HIGH SCHOOL

A three-year letter winner at Liberty High School in Las Vegas, Nev., the same school

current Aztec wide receiver Ethan Dedeaux attended ... Led the Patriots to a 34-6 (.850) record over the three seasons, including back-to-back league titles in 2015 and 2016 ... Registered 110 tackles over the last three years (according to MaxPreps), with 11 interceptions for 247 yards and two touchdowns, and 21 pass deflections ... Was a two-time all-league selection and an all-state pick ... Named the team's defensive MVP ... A two-star recruit by both Rivals and 247sports ... Ranked as the 18th-best recruit in the state of Nevada by 247sports.

## PERSONAL

Allan Mwata was born Dec. 8, 1999, in the Democratic Republic of the Congo ... Son of Aline Kamikazi ... Picked San Diego State over other offers from Florida Atlantic, Brigham Young, UNLV and Northern Arizona ... Is majoring in interdisciplinary studies.

## Mwata's Career Statistics

Season	GP	GS	UA	A	TT	TFL	Sk	Int.	PBU	FF	FR
2019	1	0	0	0	0	0.0	0.0	0	0	0	0
2020	3	0	0	0	0	0.0	0.0	0	0	0	0
Career	4	0	0	0	0	0.0	0.0	0	0	0	0



## 91 → Kahi Neves



- ◆ Defensive Line
- ◆ Senior - 1 Letter, 6-4, 255
- ◆ Orem, Utah
- ◆ Timpview High/Snow College

Threw for 19 touchdowns and ran for another seven as a senior at Timpview High School in Provo, Utah in 2015.

Athletic defensive end, who will look for more playing time now in his third season at SDSU ... Came back for another season post-COVID and is listed as the backup defensive end to two-time all-Mountain West first-team pick Cameron Thomas.

### SENIOR SEASON (2020)

Started three of his five appearances, registering eight tackles (three solo), including 1.5 tackles for loss, a sack and four quarterback hurries ... Started the opener against UNLV on Oct. 24 in just his fourth career game, recording a quarterback hurry before suffering a hand injury ... Started again at Utah State on Oct. 31, finishing with his first career four tackles (two solo), including 0.5 sacks, a tackle for loss and a quarterback hurry ... Had an assisted tackle in a start vs. San José State on Nov. 6 ... Came off the bench for the first time of the season against Hawai'i on Nov. 14, making two tackles, in-

cluding 0.5 sacks (and 0.5 TFL) for three yards, with two quarterback hurries ... Had one solo tackle in time off the bench at Nevada on Nov. 21 ... Was on the travel squad, but did not play at Colorado on Nov. 28, against Colorado on Dec. 5 or at No. 14/16 Brigham Young on Dec. 12.

### JUNIOR SEASON (2019)

Saw action in three games on the season without recording a stat ... Was on the travel squad for the first time at UCLA and ended up on the squad for the final 12 games of the year ... Played snaps on defense late at New Mexico State on Sept. 14 for the first time of his Division I career ... Also played statless snaps at Colorado State and vs. Central Michigan on in the New Mexico Bowl.

### AT SNOW COLLEGE (2018)

Played one season at Snow College, making 36 tackles (22 solo) in 11 games with six



sacks, 10.5 tackles for loss, a forced fumble and two fumble recoveries ... Best game was Sept. 1 vs. USA Revolution when he had three sacks and a forced fumble ... Also recorded two sacks, three tackles for loss and a fumble recovery vs. Mesa on Oct. 6.

### AT ARIZONA (2016)

Spent three semesters at Arizona as a linebacker, arriving as a mid-season enrollee in January 2016 ... Redshirted in 2016.

### HIGH SCHOOL

Spent his last year at Timpview High School in Provo, Utah ... Led the Thunderbirds to an 11-2 record in 2015, including a league title and undefeated 6-0 campaign ... According to MaxPreps, threw for 2,439 yards and 19 touchdowns, completing 133 of 240 attempts ... Also rushed 121 times for 470 yards and

seven scores ... Was a four-star recruit out of high school by ESPN as a linebacker, and a three-star recruit by Rivals and 247sports ... ESPN had him as the third-best recruit in the state of Utah with a scout grade of 80.

### PERSONAL

Kahiapo K Neves was born June 30, 1997, in Salt Lake City, Utah ... Son of Kaniela Dana ... Picked Arizona out of high school over offers from Colorado, Utah and Hawai'i ... A social science major.


### SINGLE-GAME BESTS

**Career Highs:** Tackles: 4 at Utah State (10/31/20); Tackles For Loss: 1.0 at Utah State (10/31/20); Sacks: 0.5 vs. Hawai'i (11/14/20), at Utah State (10/31/20).

## Neves' Career Statistics

Season	GP	GS	UA	A	TT	TFL	Sk	Int.	PBU	FF	FR
2019	3	0	0	0	0	0.0	0.0	0	0	0	0
2020	5	3	3	5	8	1.5	1.0	0	0	0	0
<b>Career</b>	<b>8</b>	<b>3</b>	<b>3</b>	<b>5</b>	<b>8</b>	<b>1.5</b>	<b>1.0</b>	<b>0</b>	<b>0</b>	<b>0</b>	<b>0</b>

## 90 → Daniel Okpoko



- ◆ Defensive Line
- ◆ Junior - Squad, 6-5, 265
- ◆ Saskatoon, Saskatchewan, Canada
- ◆ St. Joseph's High

## Okpoko's Career Statistics

Season	GP	GS	UA	A	TT	TFL	Sk	Int.	PBU	FF	FR
2019	1	0	0	0	0	0.0	0.0	0	0	0	0
2020	1	0	0	0	0	0.0	0.0	0	0	0	0
<b>Career</b>	<b>2</b>	<b>0</b>	<b>0</b>	<b>0</b>	<b>0</b>	<b>0.0</b>	<b>0.0</b>	<b>0</b>	<b>0</b>	<b>0</b>	<b>0</b>

Pronounced OH-poke-oh ... Athletic, lanky lineman, who will look for playing time now in his fourth season with the program ... Enters the season as the co-backup defensive tackle to senior all-Mountain West performer Jonah Tava'i.

### SOPHOMORE SEASON (2020)

Was on the travel squad for all eight games on the season, but only played the second game at Utah State on Oct. 31 ... Did not record a stat in the game.

### FRESHMAN SEASON (2019)

Played in one game on the season without recording a stat ... Made his collegiate debut late against Central Michigan in the New Mexico Bowl without finding the stat sheet ... Was on the travel squad for 10 of the final 11 games (did not travel to San José State).

### REDSHIRT SEASON (2018)

Utilized his redshirt season in his first year at San Diego State.

### HIGH SCHOOL

Played at St. Joseph's High School in Saskatoon, Saskatchewan, Canada ... A member of the Football Canada U18 National team ... Had 8.5 sacks during the 2016 season at St. Joseph's HS ... Also played basketball and competed on the track & field team at St. Joseph's HS ... Was a scholar-athlete.

### PERSONAL

Daniel Okpoko was born May 25, 2000, in Lagos, Nigeria ... Son of Miwe Okpoko ... Picked San Diego State over North Dakota and Fresno State ... Is majoring in interdisciplinary studies.





## 24 → Segun Olubi



- ◆ Linebacker/Safety
- ◆ Senior - 1 Letter, 6-2, 220
- ◆ Corona, Calif.
- ◆ Centennial High/Harding Univ.

Returned an interception 71 yards for a touchdown against Hawai'i on Nov. 14, 2020.

- ◆ 2020 MW Scholar-Athlete
- ◆ 2020 MW Fall All-Academic Team

### At A Glance

► Is at his fourth school (all different levels), spending time previously at College of Idaho (NAIA) in 2017, Saddleback College (JUCO) in 2018, Harding Univ. (DII) in 2019 and San Diego State since 2020.

► Elected to come back for a second senior season, taking advantage of the NCAA's COVID rules allowing student-athletes to receive an extra year of eligibility.

► Returned an interception 71 yards for a touchdown against Hawai'i on Nov. 14, 2020, SDSU's first interception returned for a score since Tariq Thompson had one against Northern Illinois on Sept. 30, 2017.

► Full name is Oluwasegun Olubi.

Joined the Aztecs after spending the 2019 season at Harding Univ. in Searcy, Ark. ... Started out working with the SDSU DBs, but entered the depth chart as the backup "Will" linebacker to Andrew Aleki ... Came back for another season (COVID) and enters the year as the co-starting "Mike" linebacker with Michael Shawcroft.

#### SENIOR SEASON (2020)

Had 15 tackles (five solo), 0.5 tackles for loss, a 71-yard interception returned for a touchdown and two quarterback hurries in seven games off the bench ... Ranked in a tie for first in the Mountain West in interceptions returned for a touchdown (1, T-6th in FBS) and third in interception yards (71, T-42nd in FBS) ... Did not play in the opener with UNLV on Oct. 24 ... Came off the bench to record four tackles (one solo) in his first career Division I game at Utah State on Oct.

31 ... Did not record a stat in special teams action against San José State on Nov. 6... Played his most extensive snaps of the season off the bench against Hawai'i on Nov. 14 ... Recorded three tackles (one solo) and returned an interception 71 yards for a touchdown ... It was SDSU's first interception returned for a touchdown since Tariq Thompson had one against Northern Illinois on Sept. 30, 2017 ... The score stopped a long Rainbow Warrior scoring drive and put the Aztecs up, 28-0 ... The interception was the first of his career ... Tied a career high with four tackles (two solo) off the bench at Nevada on Nov. 21, including 0.5 tackles for loss and a quarterback hurry ... Contributed three tackles (one solo) and added a quarterback hurry at Colorado on Nov. 28 ... Had an assisted stop vs. Colorado State on Dec. 5 ... Did not record a stat in playing time off the bench at No. 14/16 Brigham Young on Dec. 12.

#### AT HARDING COLLEGE (2019)

Played in all 12 games at Division II Harding College without making a start ... Recorded 23 tackles (12 solo), including 6.5 tackles for loss and 5.5 sacks ... Also forced a fumble and returned a fumble for 35 yards ... Best game was against Southern Nazarene on Oct. 5 when he recorded six tackles, including two tackles for loss and a 10-yard sack ... Added a pair of sacks in the finale with Northwest Missouri State.

#### AT SADDLEBACK COLLEGE (2018)

Led Saddleback College with 54 tackles in his one season there, including 5.5 tackles for loss, two sacks, a 25-yard interception and a pass breakup.

#### AT COLLEGE OF IDAHO (2017)

Played his freshman season for NAIA College of Idaho ... Ranked second on the team with 85 tackles (48 solo), while adding 1.5 tackles for loss, 0.5 sacks, 10 PBUs, a forced fumble and a blocked kick.

### Olubi's Career Game-By-Game

#### SENIOR SEASON - 2020 GAME-BY-GAME

Date	Opponent	GP	GS	UA	A	TT	TFL	Sk.	Int.	PBU	FF	FR
O.24	UNLV*											
--- Did Not Play ---												
O.31	at Utah State*	1	0	2	2	4	0.0	0.0	0	0	0	0
N.6	San José State*	1	0	0	0	0	0.0	0.0	0	0	0	0
N.14	Hawai'i*	1	0	1	2	3	0.0	0.0	1	0	0	0
N.21	at Nevada*	1	0	2	2	4	0.5	0.0	0	0	0	0
N.28	at Colorado	1	0	1	2	3	0.0	0.0	0	0	0	0
D.5	Colorado State*	1	0	0	1	1	0.0	0.0	0	0	0	0
D.12	at No. 14/16 Brigham Young	1	0	0	0	0	0.0	0.0	0	0	0	0
<b>2020 SEASON TOTALS</b>		<b>7</b>	<b>0</b>	<b>5</b>	<b>10</b>	<b>15</b>	<b>0.5</b>	<b>0.0</b>	<b>1</b>	<b>0</b>	<b>0</b>	<b>0</b>

*Bold indicates season high. \* - Mountain West game.*



#### HIGH SCHOOL

Lettered three years at Centennial High School in Corona, Calif. ... Was an all-league selection and a scholar-athlete ... Had 38 tackles as a senior with one interception and one pass breakup in eight games, according to MaxPreps ... Set numerous records on the track ... Also was a scholar-athlete.

#### PERSONAL

Oluwasegun Olubi was born Nov. 1, 1999, in Philadelphia ... Son of Yemisi Olubi ... Is majoring in economics.

#### SINGLE-GAME BESTS

**Career Highs:** Tackles: 4 at Nevada (11/21/20), at Utah State (10/31/20); Tackles For Loss: 0.5 at Nevada (11/21/20); Interceptions: 1 vs. Hawai'i (11/14/20); Defensive Touchdowns: 1 vs. Hawai'i (11/14/20).

### Olubi's Career Statistics

Season	GP	GS	UA	A	TT	TFL	Sk.	Int.	PBU	FF	FR
2020	7	0	5	10	15	0.5	0.0	1	0	0	0
Career	7	0	5	10	15	0.5	0.0	1	0	0	0



## 65 → Chandler Patterson



- ◆ Offensive Line
- ◆ Sophomore - Transfer, 6-2, 300
- ◆ Carlsbad, Calif.
- ◆ Carlsbad High/Azusa Pacific

Joined the Aztecs for the 2021 spring camp after playing at Azusa Pacific ... Enters the 2021 season third on the depth chart at center.

### AT AZUSA PACIFIC (2018-19)

Spent two seasons at Division II Azusa Pacific, playing on the offensive line in 2018 and the defensive line in 2019 ... Played in three games in 2018 for the Cougars on the offensive line, helping APU to a GNAC title with a 7-1 league record ... Logged 10 appearances with the defensive line in 2019, recording two tackles, including a tackle for loss.

### HIGH SCHOOL


Prepped for three years nearby Carlsbad High School, the same school as current Aztec offensive linemen Jonathan Harrison and Zachary Thomas, and defensive end

Cameron Thomas ... Captained the 2017 Lancers to an appearance in the semifinals of the CIF San Diego Section playoffs, earning first-team all-league honors ... Helped the 2016 squad to the CIF San Diego Section quarterfinals, while garnering second-team all-league accolades ... Also was an academic all-league selection.

### PERSONAL

Chandler Patterson was born Oct. 20, 2000, in Carlsbad, Calif. ... Son of Steve Patterson and Cristina Diaz ... Is majoring in social science ... Likes to fish and cycle in his spare time.

## 11 → Brionne Penny



- ◆ Wide Receiver
- ◆ Sophomore - Squad, 6-3, 190
- ◆ Norwalk, Calif.
- ◆ Narbonne High

Older brother, Rashaad Penny, set a SDSU single-season record with 2,248 yards as a senior in 2017.

Young, athlete who continues to learn the receiving position ... Can also return kicks and punts ... Enters 2021 third on the depth chart at 'X' receiver.

### FRESHMAN SEASON (2020)

Did not play or travel in the 2020 season.

### REDSHIRT SEASON (2019)

Redshirted his first season at SDSU.

### HIGH SCHOOL

Played his senior season at Narbonne High School and his sophomore and junior seasons at Norwalk High ... Totaled 29 career touchdowns in 28 games (according to MaxPreps), including 24 rushing scores, two kick return touchdowns, and one apiece via receiving, punt return and interception ... A consensus three-star prospect by ESPN, Rivals and 247sports ... Received an 85 grade from 247sports and a 73 by ESPN.

### PERSONAL

Brionne Chris Penny was born May 22, 1999, in San Diego ... Son of Tammy Peal ... Older brother, Rashaad, set an Aztec program record with 2,248 rushing yards and 2,974 all-purpose yards in 2017, both which were the fifth most in NCAA FBS history, and was drafted in the first round of the 2018 NFL Draft by the Seattle Seahawks ... Oldest brother, Elijah, led Idaho in rushing in his two seasons at Idaho (2014-15) and now plays for the New York Giants ... Picked San Diego State over offers from Utah State, New Mexico and San José State ... Is majoring in business administration with an emphasis in marketing.

## 59 → Jacob Raab



- ◆ Long Snapper
- ◆ Junior - Redshirt, 6-3, 250
- ◆ Del Mar, Calif.
- ◆ Torrey Pines High/Saddleback College

Father, Marc, played in the NFL for Washington (1993) and San Diego (1998).

An accurate long snapper, who joined the Aztecs for the 2020 spring campaign ... Entered fall drills atop the depth chart at both long snapper and short snapper.

### REDSHIRT SEASON (2020)

Was on the travel squad for the duration of the season, but did not play while working behind five-year starter Turner Bernard.

### AT SADDLEBACK COLLEGE (2018-19)

Spent two seasons at Saddleback College as the team's long snapper ... Had two tackles over this two years with the Gauchos, where he was a scholar-athlete.

### HIGH SCHOOL

Lettered in football and basketball at Torrey Pines High School ... Was a scholar-athlete.

### PERSONAL

Jacob Raab was born Aug. 5, 1999, in Walnut Creek, Calif. ... Son of Marc and Tammy Raab ... Father, Marc, played in the NFL with San Diego and Washington in the 1990s ... Is majoring in interdisciplinary studies.

## 13 → Isaiah Richardson



- ◆ Wide Receiver
- ◆ Senior - 2 Letters, 6-1, 200
- ◆ Palmdale, Calif.
- ◆ Chaminade College Prep

Six of his 16 career catches (also 123 of 220 receiving yards) came in two games (2018 Frisco Bowl & Sept. 21, 2019 vs. USU).

Speedy, athletic receiver who is not afraid of contact ... Burst onto the scene with three catches for 58 yards in his first career game against Ohio in the 2018 DXL Frisco Bowl ...

Enters the 2021 season as the backup 'Z' receiver to Jesse Matthews ... Also plays on special teams.

### JUNIOR SEASON (2020)

Played in the team's eight games off the bench ... Had four catches for 43 yards (10.8 avg.) with a long of 21 yards ... Played in the opener vs. UNLV on Oct. 24, registering a 21-yard catch ... Came up with two receptions for 10 yards (5.0 avg.) at Utah State in reserve role with a long of nine yards ... Did not make a catch in offensive snaps against San José State on Nov. 6, vs. Hawai'i on Nov. 14, at Nevada on Nov. 21, at Colorado on Nov. 28 or vs. Colorado State on Dec. 5 ... Had a 12-yard catch off the bench at No.

14/16 Brigham Young.

### SOPHOMORE SEASON (2019)

Played in all 13 games in a reserve role ... Had nine catches for 119 yards (13.2 avg.) with a 49-yard touchdown ... Played statless offensive snaps vs. Weber State, UCLA and New Mexico State ... Had a productive game in just 12 snaps vs. Utah State, making three catches for a career-high 65 yards (21.7 avg.) with a 49-yard touchdown ... The touchdown was the first of his career, while the three receptions tied a career best ... The 49-yard catch from Ryan Agnew was then SDSU's longest passing play this season ... The touchdown brought the Aztecs to within six points at 23-17 late in the fourth quarter



# Aztec Players



10 BOWL GAME APPEARANCES SINCE 2010 ► 21 CONFERENCE CHAMPIONSHIPS

... Made a 5-yard grab in 11 snaps at Colorado State ... Did not make a catch in 16 snaps against Wyoming ... Caught an 8-yard pass at San José State in 16 snaps, which went for a first down ... Logged 19 statless snaps at UNLV ... Made a 11-yard grab in 14 snaps vs. Nevada ... Had two catches for 17 yards (8.5 avg.) in 31 snaps against Fresno State with a long of nine yards ... Had a 13-yard reception in six snaps off the bench at Hawai'i ... Logged four statless snaps

against Brigham Young ... Played 16 snaps vs. Central Michigan in the New Mexico Bowl without finding the stat sheet.

### FRESHMAN SEASON (2018)

Made the most out of his one appearance, making three catches for 58 yards (19.3 avg.) with a long of 30 yards ... Did not play the first 12 games of the season, but was on the travel squad for games vs. Air Force, San José State, Fresno State and Hawai'i ...

Made his first career appearance against Ohio in the DXL Frisco Bowl, making three catches for 58 yards (19.3 avg.) with a long of 30 yards in just nine snaps.

### REDSHIRT SEASON (2017)

Redshirted his first year at San Diego State.

### HIGH SCHOOL

Earned three varsity letters at Chaminade College Preparatory School in West Hills, Calif. ... Caught 23 passes for 259 yards and one touchdown during his junior season ... Earned second-team all-Mission League honors ... Was listed as a three-star recruit by ESPN and Scout, and a two-star recruit by Rivals and 247sports ... Received a grade of 79 by 247sports and a 71 by ESPN ... Ranked 27th among wide receiver prospects in the state of California and 39th in the West

by Scout ... Also competed in basketball and track and field as a prep.

### PERSONAL

Michael Isaiah Richardson was born May 23, 1999, in San Diego, Calif. ... Son of Michael and Evette Richardson ... Drew interest from Washington, Colorado, Oregon State, Fresno State and San José State during the recruiting process ... Is majoring in interdisciplinary studies.

### SINGLE-GAME BESTS

**Career Highs:** Receptions: 3 vs. Utah State (9/21/19), vs. Ohio (12/19/18); Receiving Yards: 65 vs. Utah State (9/21/19); Receiving Touchdowns: 1 vs. Utah State (9/21/19); Long Reception: 49 vs. Utah State (9/21/19).

## Richardson's Career Statistics

Receiving Season	GP	GS	Rec.	Yds.	Avg.	Long	TD
2018	1	0	3	58	19.3	30	0
2019	13	0	9	119	13.2	49	1
2020	8	0	4	43	10.8	21	0
<b>Career</b>	<b>22</b>	<b>0</b>	<b>16</b>	<b>220</b>	<b>13.8</b>	<b>49</b>	<b>1</b>

## 82 → Jay Rudolph



- ◆ Tight End
- ◆ Sophomore - 1 Letter, 6-4, 245
- ◆ Scottsdale, Ariz.
- ◆ Horizon High

- ◆ 2020 MW Scholar-Athlete
- ◆ 2020 MW Fall All-Academic Team

Young, smart tight end who played in seven of the team's eight games last year on special teams ... Good blocker with excellent hands ... Enters the season as the projected starting 'H' tight end.

### FRESHMAN (TRUE) SEASON (2020)

Played in seven of the team's eight games as a true freshman, all on special teams ... Was on the travel roster for the opener against UNLV on Oct. 24 but did not play ... Made his collegiate debut on special teams the following week at Utah State on Oct. 31 ... Then played in each of the final six games of the season.

### HIGH SCHOOL

Prepped at Horizon High School in Scottsdale, Ariz. ... Made the all-state second team

as a senior, when he captained the Huskies to a 9-2 record, a league title at 6-0 and an appearance in the state championship game ... Also made all-region and all-league ... According to MaxPreps, totaled 88 catches for 1,453 yards (16.5 avg.) with 15 touchdowns over the past two years, including 57 receptions for 903 yards and seven touchdowns in 2019 ... Was a three-star recruit by 247sports and ESPN, and a two-star recruit by Rivals ... Received a scout grade of 82 by 247sports and 72 by ESPN.


### PERSONAL

Jay Rudolph was born Oct. 15, 2001, in Scottsdale, Ariz. ... Son of Scott and Jodi Rudolph ... Picked San Diego State over offers from Oregon State, Air Force, Army West Point, Abilene Christian, Colgate, Georgetown, Lehigh, Montana State, Northern Arizona and Northern Colorado ... Is majoring in general business.

## Rudolph's Career Statistics

Receiving Season	GP	GS	Rec.	Yds.	Avg.	Long	TD
2020	7	0	0	0	0.0	0	0
<b>Career</b>	<b>7</b>	<b>0</b>	<b>0</b>	<b>0</b>	<b>0.0</b>	<b>0</b>	<b>0</b>

## 16 → Cassius Savage



- ◆ Cornerback
- ◆ Freshman - Redshirt, 6-1, 165
- ◆ Buena Park, Calif.
- ◆ Western High

Twin brother, Caine, is a redshirt freshman cornerback at Utah.

### HIGH SCHOOL

Earned three letters at Western High School in Anaheim, Calif. ... Led the Pioneers to a 21-5 record over his final two seasons, including a 12-3 mark and state championship appearance in 2018 ... Is a three-time first-team all-league selection ... According to MaxPreps, finished his three-year career with 121 catches for 2,066 yards (17.1 avg.) and 31 receiving touchdowns ... On the defensive side of the ball racked up 181 tackles (149 solo), eight interceptions, 39 pass breakups and three fumble recoveries ... Finished with 34 overall touchdowns, while racking up 2,621 all-purpose yards ... Had 51 catches for 790 yards and 14 touchdowns in 2019 ... In 2018 had 59 receptions for 1,041 yards and 15 scores, while adding 112 tackles (81 solo), four interceptions and 31 PBUs ... Also a track and field star with personal bests of 10.89 seconds in the 100 me-

ters and 21.54 in the 200 ... Was a three-star recruit by 247sports and ESPN, and a two-star recruit by Rivals ... Received a scout grade of 82 by 247sports and 72 by ESPN..

### PERSONAL

Cassius Savage was born Feb. 13, 2001, in Anaheim, Calif. ... Son of Ebony Savage ... Picked SDSU over other offers from New Mexico and San Jose State ... Twin brother, Caine, also played at Western HS and is a redshirt freshman at Utah ... Is undecided on a major.

### REDSHIRT SEASON (2020)

Redshirted his first season with the Aztecs.

Young defensive back with plenty of potential ... Moved to cornerback in the spring after working with the safeties in 2020 ... Enters the 2021 campaign fourth on the depth chart at boundary cornerback.



## 20 → Rashad Scott



- ◆ Safety
- ◆ Senior - 3 Letters, 6-2, 195
- ◆ San Diego, Calif.
- ◆ Helix High

Prepped at Helix High School with fellow Aztec Michael Shawcroft.

Smart player who logged time on special teams as a true freshman in 2018 ... Has battled various injuries so far throughout his career ... After the 2019 spring was second on the depth chart at the signature 'Aztec' position in SDSU's 3-3-5 defense, but suffered an offseason injury and came back midseason ... Is listed as the backup boundary warrior to Cedarius Barfield heading into the 2021 campaign.

### JUNIOR SEASON (2020)

Played in five games, recording two solo tackles and an interception ... Played less time against UNLV on Oct. 24 ... Logged time late at Utah State on Oct. 31, making a solo tackle and coming up with the first interception of his career, returning it 17 yards ... Did not record a stat on special teams vs. San José State on Nov. 6 ... Registered a solo tackle against Hawai'i on Nov. 14 ...

Played on special teams at Nevada on Nov. 21 but left the game with an injury ... Did not travel for the Colorado game on Nov. 28 because of the injury suffered the previous game at Nevada on Nov. 28 ... Also did not play vs. Colorado State on Dec. 5 or at No. 14/16 Brigham Young on Dec. 12.

### SOPHOMORE SEASON (2019)

Played in seven games on the season, missing the first four with an offseason injury and two others with other injuries ... Had two tackles (one solo) and a fumble recovery ... Missed the games with Weber State, UCLA, New Mexico State and Utah State ... Returned to play on special teams at Colorado State ... Came up with a solo tackle and a fumble recovery on an Aztec punt against Wyoming ... The fumble recovery was the first of his career ... Did not travel for the San José State game ... Returned to play at UNLV, making an assisted tackle in his first career two defensive snaps ... Played one defensive snap and on special teams against Nevada ... Played on special teams without recording a stat vs. Fresno State, at Hawai'i and against Brigham Young ... Did not play vs. Central Michigan in the New Mexico Bowl after suffering a leg injury during bowl week.

### FRESHMAN (TRUE) SEASON (2018)

Played in the final 11 games of the season as a true freshman, making one tackle on

special teams ... Was on the travel squad for all 13 games ... Did not play at No. 13/13 Stanford or against Sacramento State ... Made his debut on special teams vs. No. 23/25 Arizona State and played the final 10 after the ASU game ... Lone tackle was a solo stop at Fresno State.

### HIGH SCHOOL

Lettered three years at nearby Helix High School in La Mesa, Calif. ... Helped the Highlanders to a 34-7 (.829) record over the three years, including a state championship appearance and 13-2 record in 2017 ... Had eight interceptions and 11 pass deflections in 2017 on defense ... A three-star recruit as an athlete by Rivals and a three-star recruit at wide receiver by 247sports.

### PERSONAL

Rashad Dewayne Scott was born Nov. 8, 2000, in San Diego ... Son of Rickey and Caroline Scott ... According to Rivals, chose the Aztecs over other offers from Fresno State, Brigham Young, Wyoming, Utah State, UNLV, Hawai'i and San José State ... Is a social science major.

### SINGLE-GAME BESTS

**Career Highs:** Tackles: 1, five times; Interceptions: 1 at Utah State (10/31/20); Fumble Recoveries: 1 vs. Wyoming (10/12/19).

## Scott's Career Statistics

Season	GP	GS	UA	A	TT	TFL	Sk	Int.	PBU	FF	FR
2018	11	0	1	0	1	0.0	0.0	0	0	0	0
2019	7	0	1	1	2	0.0	0.0	0	0	0	1
2020	5	0	2	0	2	0.0	0.0	1	0	0	0
<b>Career</b>	<b>22</b>	<b>0</b>	<b>4</b>	<b>1</b>	<b>5</b>	<b>0.0</b>	<b>0.0</b>	<b>1</b>	<b>0</b>	<b>0</b>	<b>1</b>

## 14 → Tyrell Shavers



- ◆ Wide Receiver
- ◆ Junior - Transfer, 6-6, 210
- ◆ Lewisville, Texas
- ◆ Lewisville High

Has spent his first four seasons at SEC programs, including 2020 at Mississippi State, and 2017-19 at Alabama.

Sept. 26 when he had two catches for 68 yards in a start, including a 31-yard touchdown.

### AT ALABAMA (2017-19)

Spent three seasons at Alabama, where he played in all 28 games after redshirting the 2017 campaign ... Logged time in 13 games as a sophomore, making one catch for 20 yards and adding a 14-yard rush ... Also recovered a blocked punt against Texas A&M near the Aggies' goal line, taking the ball across the plane for a 2-yard touchdown ... Played all 15 games as a freshman in 2018 for a team that lost to Clemson in the College Football Playoff National Championship after starting the season off with a 14-0 record ... Arrived in January 2017 as an early enrollee and participated in spring drills ... Also played baseball at Alabama during the 2019 season but did not get into a game.

### HIGH SCHOOL

Was one of the elite wide receiver prospects in the 2017 class out of Lewisville High School in Lewisville, Texas ... Was a unanimous four-star recruit ... Was ranked 70th in the Top247 while being listed as the No. 12 wide receiver and ninth-best player overall in the state of Texas ... The 247Composite listed Shavers as the No. 88 player overall, the No. 12 receiver and No. 11 player in

Texas ... Scout seeded him at No. 83 in the Scout300, the No. 3 receiver in the Midland region and 13th nationally ... Also was ranked No. 133 in the ESPN300, the No. 19 wide receiver, No. 22 in the state of Texas and No. 24 in the Midland region ... Tabbed by Rivals as the No. 152 player in the Rivals250, the No. 24 wideout and No. 21 player in the state ... Member of the PrepStar Top 150 Dream Team at No. 107 ... Participated in Nike's 2016 "The Opening" ... Was a Texas District 5-6A All-District selection in both 2015 and 2016 ... Caught 27 passes for 397 yards and seven touchdowns as a senior in 2016 ... Finished with 37 catches for 803 yards and 13 touchdowns as a junior in 2015.

### PERSONAL

Tyrell Lamar Shavers was born Aug 18, 1999, in Lewisville, Texas ... Son of Tyrone and Yolanda Shavers ... Chose Alabama out of high school over offers from LSU, Georgia, Texas, Texas A&M, Michigan, Oklahoma State, Auburn, Florida State, Mississippi State, Missouri, Ole Miss, Miami (Fla.), Stanford, Colorado, Arizona State, Iowa, Texas Tech, Arkansas, Iowa State, SMU and Louisiana ... Is working on a master's degree in homeland security and conflict resolution.

## At A Glance

- Caught nine passes for 107 yards and a touchdown in just four games last year with Mississippi.
- Played in all 28 games at Alabama from 2018-19, mostly on special teams.
- Has 32 games of Power 5 experience.
- Also was a member of the Alabama baseball team for a short period in 2019.
- Was one of top-ranked wide receivers in the country coming out of Lewisville High School.

Tall, athletic wide receiver, who comes to The Mesa with four seasons of SEC experience, including 2020 at Mississippi State, and 2017-19 at Alabama ... Has two years of eligibility remaining ... Enters the season third on the depth chart at the 'Z' receiver.

### JUNIOR SEASON (2021)

Has been named "SDSU's top incoming transfer" by Lindy's Sports.

### AT MISSISSIPPI STATE (2020)

Played four games last year with the Bulldogs with one start, making nine catches for 107 yards and a touchdown ... Best game came in MSU's opener against defending national champion and sixth-ranked LSU on





## Shavers' Career Statistics

Receiving Season	GP	GS	Rec.	Yds.	Avg.	Long	TD
2018*	15	0	0	0	0.0	0	0
2019*	13	0	1	20	20.0	20	0
2020^	4	1	9	107	11.9	37	1
<b>Career</b>	<b>32</b>	<b>1</b>	<b>10</b>	<b>127</b>	<b>12.7</b>	<b>37</b>	<b>1</b>

### SINGLE-GAME BESTS

**Career Highs:** Receptions: 4 at Kentucky (10/10/20); **Receiving Yards:** 68 at No. 6/5 LSU (9/26/20); **Receiving Touchdowns:** 1 at No. 6/5 LSU (9/26/20); **Long Reception:** 37 at No. 6/5 LSU (9/26/20); **Carries:** 1 vs. Western Carolina (11/23/19); **Rushing Yards:** 14 vs. Western Carolina (11/23/19); **Long Rush:** 14 vs. Western Carolina (11/23/19);

**All-Purpose Yards:** 68 at No. 6/5 LSU (9/26/20); **Total Touchdowns:** 1 at No. 6/5 LSU (9/26/20), at No. 24/21 Texas A&M (10/12/19); **Tackles:** 1 at No. 11/11 Texas A&M (10/17/20).

## 83 → Mekhi Shaw



- ◆ Wide Receiver
- ◆ Freshman - Redshirt, 5-10, 170
- ◆ San Diego, Calif.
- ◆ Scripps Ranch High

- ◆ 2020 MW Scholar-Athlete
- ◆ 2020 MW Fall All-Academic Team

Came to the Aztecs in the fall 2020, working with the cornerbacks ... Made the move to wide receiver in the spring campaign ... En-

ters the season fourth on the depth chart at the 'H' receiver position.

### REDSHIRT SEASON (2020)

Redshirted his first season with the Aztecs while working with the cornerbacks.

### HIGH SCHOOL

Earned two letters at Scripps Ranch High School in San Diego ... Led the Falcons to a 12-1 record as a senior and a league title ... SRHS won its first 12 games in 2019 before falling to La Jolla HS in the San Diego Section CIF Championship ... Was a two-time all-league selection ... According to Max-Preps, totaled 20 catches for 305 yards (15.3 avg.) and three touchdowns in 2019,

while making 40 tackles (24 solo) on defense with an interception and a fumble recovery ... Also played on the school's basketball team ... Was a scholar-athlete and made the all-academic team.

### PERSONAL

Mekhi Shaw was born Sept. 4, 2002, in San Diego ... Son of Mike and Adria Shaw ... Also was recruited by Nevada ... Is majoring in biology.

## 46 → Michael Shawcroft



- ◆ Linebacker
- ◆ Junior - 2 Letters, 6-2, 220
- ◆ San Diego, Calif.
- ◆ Helix High

Was the 2018 CIF San Diego Section Defensive Player of the Year at nearby Helix High School.

- ◆ 2020 MW Scholar-Athlete
- ◆ 2019-20 MW Fall All-Academic Team

Young, athletic linebacker, who has impressed the coaching staff early with his speed and tenacity ... Always seems to be in the right place at the right time ... Has a ton of upside ... Played in 2019 as a true freshman, mainly on special teams ... Is listed as the co-starting "Mike" linebacker heading into the 2021 campaign with Segun Olubi.

### JUNIOR SEASON (2021)

Has been chosen as a preseason third-team all-Mountain West selection by Pro Football Focus.

### SOPHOMORE SEASON (2020)

Registered 35 tackles (24 solo) with five tackles for loss, 1.5 sacks, two forced fumbles, two fumble recoveries and three quarterback hurries in eight games (five starts) ... Tied for the Mountain West lead in fumble recoveries (2, T-12th in FBS) and tied for

## Shawcroft's Career Game-By-Game

### FRESHMAN (TRUE) SEASON - 2019 GAME-BY-GAME

Date	Opponent	GP	GS	UA	A	TT	TFL	Sk.	Int.	PBU	FF	FR
A.31	Weber State	1	0	1	0	1	0.0	0.0	0	0	0	0
S.7	at UCLA	1	0	0	0	0	0.0	0.0	0	0	0	0
S.14	at New Mexico State	1	0	0	0	0	0.0	0.0	0	0	0	0
S.21	Utah State*	1	0	0	0	0	0.0	0.0	0	0	0	0
O.5	at Colorado State*	1	0	0	0	0	0.0	0.0	0	0	0	0
O.12	Wyoming*	1	0	0	0	0	0.0	0.0	0	0	0	0
O.19	at San José State*	1	0	1	0	1	0.0	0.0	0	0	0	0
O.26	at UNLV*	1	0	0	0	0	0.0	0.0	0	0	0	0
N.9	Nevada*	1	0	0	1	1	0.0	0.0	0	0	0	0
N.15	Fresno State*	1	0	1	1	2	0.0	0.0	0	0	0	0
N.23	at Hawaii*	1	0	0	0	0	0.0	0.0	0	0	0	0
N.30	Brigham Young	1	0	0	0	0	0.0	0.0	0	0	0	0
D.21	vs. Central Michigan~	1	0	0	0	0	0.0	0.0	0	0	0	0
<b>2019 SEASON TOTALS</b>		<b>13</b>	<b>0</b>	<b>3</b>	<b>2</b>	<b>5</b>	<b>0.0</b>	<b>0.0</b>	<b>0</b>	<b>0</b>	<b>0</b>	<b>0</b>

### SOPHOMORE SEASON - 2020 GAME-BY-GAME

Date	Opponent	GP	GS	UA	A	TT	TFL	Sk.	Int.	PBU	FF	FR
O.24	UNLV*	1	0	3	1	4	0.0	0.0	0	0	0	1
O.31	at Utah State*	1	0	2	1	3	0.0	0.0	0	0	1	1
N.6	San José State*	1	1	5	2	7	2.0	0.0	0	0	0	0
N.14	Hawaii*	1	0	2	2	0.5	0.5	0	0	0	0	0
N.21	at Nevada*	1	1	6	2	8	0.0	0.0	0	0	0	0
N.28	at Colorado	1	1	3	1	4	1.0	0.0	0	0	0	0
D.5	Colorado State*	1	1	1	2	3	0.5	0.0	0	0	0	0
D.12	at No. 14/16 Brigham Young	1	1	4	0	4	1.0	1.0	0	0	1	0
<b>2020 SEASON TOTALS</b>		<b>8</b>	<b>5</b>	<b>24</b>	<b>11</b>	<b>35</b>	<b>5.0</b>	<b>1.5</b>	<b>0</b>	<b>0</b>	<b>2</b>	<b>2</b>

*Bold indicates season high. \* - Mountain West game. ~ - 2019 New Mexico Bowl (Dreamstyle Stadium; Albuquerque, N.M.).*

fourth in forced fumbles (2, T-39th in FBS) ... Came up with a big opener off the bench

against UNLV on Oct. 24, registering a career-high four tackles (three solo) and recov-



ering his first career fumble ... Recording three tackles (two solo) against Utah State on Oct. 31, while forcing a fumble on an Aggie rush and recovering the ball ... It was his first career forced fumble and second

straight game with a fumble recovery ... Earned his first career start against San José State on Nov. 6, where he had a team-high seven tackles (five solo) and the first two tackles for loss of his career ... Led the team

in tackles for the first time of his career ... Had two assisted tackles, including 0.5 sacks (and 0.5 TFL), with a quarterback hurry off the bench vs. Hawai'i on Nov. 14 ... The 1/2 sack was the first of his career ... Started for the second time of his career at Nevada on Nov. 21, making a career-high eight tackles (six solo) with a quarterback hurry ... Started at Colorado on Nov. 28, making four tackles with a 3-yard tackle for loss ... Started for a third straight game vs. Colorado State on Dec. 5, making three tackles (one solo) with 0.5 tackles for loss ... Started again at No. 14/16 Brigham Young on Dec. 12, where he had four tackles (all solo), a 2-yard sack (and TFL), a forced fumble and a quarterback hurry ... The forced fumble was his second of the season (and career).

#### FRESHMAN (TRUE) SEASON (2019)

Played on special teams in the team's 13 games and six snaps on the defensive side ... Had five tackles (three solo) ... Led the Aztecs with five tackles on special teams, along with Trenton Thompson ... Logged special teams snaps in his first career game in the opener with Weber State, making one tackle on the punt unit ... Also played on special teams at UCLA, New Mexico State and Utah State without recording a stat ... Played his first career snaps on defense, logging three statless ones at Colorado State ... Played statless time on special teams vs. Wyoming ... Logged a solo stop at San José State on the punt unit ... Did not record a stat at UNLV ... Had an assisted tackle against Nevada on special teams ... Had a pair of tackles (one solo) on special teams vs. Fresno State ... Played statless special teams snaps at Hawai'i and against Brigham Young ... Saw three snaps on defense vs. Central Michigan in the New Mexico Bowl.

#### HIGH SCHOOL

Played three seasons at nearby Helix High School in La Mesa, the same high school as current Aztecs Jaiden Brown, Josh Simmons and Rashad Scott ... Scored seven touchdowns over his high school career on offense (according to MaxPreps, which didn't list defensive stats) ... Led Helix HS to five shutouts in 2017 ... Was the 2018 CIF San Diego Section Defensive Player of the Year and a two-time all-CIF first-team selection (2017-18) ... Was a three-star recruit by ESPN and 247sports, and a two-star prospect by Rivals ... Received a grade of 81 by 247sports and 75 by ESPN.

#### PERSONAL

Michael Anthony Shawcroft was born Nov. 30, 2000, in San Diego, Calif. ... Son of Jack and Liz Shawcroft ... Committed to the Aztecs early in the process over offers from Army West Point, Utah State, Nevada, Hawai'i, Air Force, UNLV, Brown, Columbia, Dartmouth, Harvard, Penn, Princeton, Yale and Holy Cross ... Is majoring in kinesiology.


#### SINGLE-GAME BESTS

**Career Highs:** Tackles: 8 at Nevada (11/21/20); Tackles for Loss: 2.0 vs. San José State (11/6/20); Sacks: 1.0 at No. 14/16 Brigham Young (12/12/20); Forced Fumbles: 1 at No. 14/16 Brigham Young (12/12/20, at Utah State (10/31/20); Fumble Recoveries: 1 at Utah State (10/31/20); vs. UNLV (10/24/20).

## Shawcroft's Career Statistics

Season	GP	GS	UA	A	TT	TFL	Sk	Int.	PBU	FF	FR
2019	13	0	3	2	5	0.0	0.0	0	0	0	0
2020	8	5	24	11	35	5.0	1.5	0	0	2	2
Career	21	5	27	13	40	5.0	1.5	0	0	2	2

## 95 → Nassir Sims



- ◆ Defensive Line
- ◆ Sophomore - Squad, 6-2, 275
- ◆ Goodyear, Arizona
- ◆ Desert Edge High

#### ◆ 2019 SDSU Defensive Scout Player of the Year

Physical defender with a large frame ... Will look to see time this season after not playing a year ago ... Enters the 2021 season fourth on the depth chart at defensive tackle.

#### FRESHMAN SEASON (2020)

Did not play his second season at SDSU.

#### REDSHIRT SEASON (2019)

Redshirted his first season on The Mesa, earning the team's defensive scout player of the year award.

#### HIGH SCHOOL

Earned three letters at Desert Edge High School in Goodyear, Ariz. ... Led the Scorpions to a 26-11 record over the three years with two league championships (2016 and 2018) ... Amassed 123 tackles (76 solo), 36.5 tackles for loss, 11.5 sacks, two forced fumbles and two fumble recoveries (according to MaxPreps) ... Also scored four rushing touchdowns (three in 2018) ... A consensus three-star prospect by ESPN, Rivals and 247sports ... Received a grade of 82 by 247sports, while being listed as the 33rd-best recruit in Arizona ... Also had a Scout Grade of 73 by ESPN and was ranked 32nd in Arizona.

#### PERSONAL

Nassir Kalan-Doriel Sims was born April 12, 2001, in Flint, Mich. ... Picked San Diego State over offers from Washington State, Syracuse, Arizona, Colorado, Wyoming,

Oregon State, New Mexico State and Northern Arizona ... Is majoring in business administration with an emphasis in finance.





## 92 → Kobe Smith



- ◆ Wide Receiver
- ◆ Senior - 3 Letters, 6-2, 185
- ◆ Compton, Calif.
- ◆ Junipero Serra High

In 2019 became the first Aztec with back-to-back 100-yard games since Ezell Ruffin had three straight in 2013.

◆ 2018 MW Fall All-Academic Team

### At A Glance

- ▶ Led the Aztecs in 2019 in catches (58), receiving yards (691) and touchdown catches (4).
- ▶ Became the 85th different 100-yard receiver in program history with 131 yards on seven catches at UCLA on Sept. 7, 2019 after entering the game with just 121 yards on nine receptions.
- ▶ Finished with three 100-yard receiving games in 2019, the most by an Aztec since Ezell Ruffin had four in 2013.
- ▶ Is one of 41 Aztecs in program history with at least three 100-yard receiving games.
- ▶ Has 17 career starts, the second most among active Aztec wide receivers (Jesse Matthews, 18).

Played right away as a true freshman in 2018 after a fantastic fall camp ... Has great hands and is a good route runner ... Is one of 41 players in program history with at least three 100-yard receiving games ... Enters the season as the co-starting 'X' receiver with fellow senior Elijah Kothe.

#### SENIOR SEASON (2021)

Has been listed as a "SDSU player to watch" by Lindy's Sports.

#### JUNIOR SEASON (2020)

Was named a preseason fourth-team all-Mountain West performer by Athlon Sports ... College Football News listed him as "SDSU's second-best offensive player" ... Had 13 catches for 122 yards (9.4 avg.) and two touchdowns in five starts (seven games played) on the season ... Started the opener with UNLV on Oct. 24, but did not make a catch, snapping his career-long stretch of 14 games with at least one reception ... Caught six passes for 64 yards (10.7 avg.) and a touchdown in a start at Utah State on Oct.

31 ... Recorded his first touchdown of the season and fifth of his career ... It was the second straight season that he scored against Utah State ... Had three catches for 26 yards (8.7 avg.) with a long of 23 yards in a start vs. San José State on Nov. 6 ... Came off the bench without recording a catch vs. Hawai'i on Nov. 14 ... Made two catches for 20 yards (10.0 avg.) with a 7-yard touchdown off the bench at Nevada on Nov. 21 ... Earned the start at Colorado on Nov. 28 and had two receptions for 12 yards (6.0 avg.) with a long of eight yards ... Did not record a catch in a start against Colorado State on Dec. 5, exiting the game early with an injury ... Did not travel to No. 14/16 Brigham Young because of the aforementioned injury.

#### SOPHOMORE SEASON (2019)

Played in the team's 13 games on the season, starting the final 10 contests ... Has 58 receptions for 691 yards (11.9 avg.) and four touchdowns ... Led SDSU in catches (58), yards (691) and touchdown catches (4) ... Ranked 10th in the Mountain West in receptions per game (4.46) ... Had four touchdown catches in 13 games, one more than the top Aztec receivers had all the previous season (Tim Wilson Jr. and Fred Trevillion, 3) ... Saw action in the opener with Weber State, making an 8-yard grab in 25 snaps off the bench ... Had a career game at UCLA, setting career highs with seven receptions, 131 yards and 18.7 catch average, while scoring his first career touchdown ... Became the 85th different 100-yard receiver in program history (325th occasion overall) ... Was named to the Pro Football Focus Mountain West Team of the Week for the first time of his career ... Entered the game with nine career receptions for 121 yards ... The 34-yard touchdown catch put SDSU up, 17-7, in the third quarter and was the longest reception of his career ... Had three catches for 26 yards (8.7 avg.) with a long of 13 yards at New Mexico State in 16 snaps ... Earned his first start of the season and third of his career vs. Utah State, making seven catches for 102 yards and a touchdown ... The seven catches tied a career high, while the 102 yards were the second most of his career ... The 25-yard touchdown reception was his

### Smith's Career Game-By-Game

#### FRESHMAN (TRUE) SEASON - 2018 GAME-BY-GAME

Date	Opponent	GP	GS	No.	Yds.	Avg.	Lg.	TD	TD Lengths
A.31	at No. 13/13 Stanford	1	0	0	0	0.0	0	0	
S.8	Sacramento State	1	0	1	5	5.0	5	0	
S.15	No. 23/25 Arizona State	1	0	0	0	0.0	0	0	
S.22	Eastern Michigan	1	0	2	27	13.5	16	0	
O.6	at rv/No. 24 Boise State*	1	0	0	0	0.0	0	0	
O.12	Air Force*	1	0	1	32	32.0	32	0	
O.20	San José State*	1	1	0	0	0.0	0	0	
O.27	at Nevada*	1	0	1	10	10.0	10	0	
N.3	at New Mexico*	1	0	0	0	0.0	0	0	
N.10	UNLV*	1	0	2	14	7.0	8	0	
N.17	at Fresno State*	1	1	0	0	0.0	0	0	
N.24	Hawai'i*	--- Did Not Play ---							
D.19	vs. Ohio#	1	0	2	25	12.5	18	0	
<b>2018 SEASON TOTALS</b>		<b>12</b>	<b>2</b>	<b>9</b>	<b>113</b>	<b>12.6</b>	<b>32</b>	<b>0</b>	

#### SOPHOMORE SEASON - 2019 GAME-BY-GAME

Date	Opponent	GP	GS	No.	Yds.	Avg.	Lg.	TD	TD Lengths
A.31	Weber State	1	0	1	8	8.0	8	0	
S.7	at UCLA	1	0	7	131	18.7	34	1	34
S.14	at New Mexico State	1	0	3	26	8.7	13	0	
S.21	Utah State*	1	1	7	102	14.6	25	1	25
O.5	at Colorado State*	1	1	7	101	14.4	42	2	8, 8
O.12	Wyoming*	1	1	5	39	6.8	19	0	
O.19	at San José State*	1	1	4	29	7.3	9	0	
O.26	at UNLV*	1	1	7	78	11.1	26	0	
N.9	Nevada*	1	1	5	40	8.0	12	0	
N.15	Fresno State*	1	1	2	26	13.0	19	0	
N.23	at Hawai'i*	1	1	6	74	12.3	25	0	
N.30	Brigham Young	1	1	3	19	6.3	10	0	
D.21	vs. Central Michigan~	1	1	1	18	18.0	18	0	
<b>2019 SEASON TOTALS</b>		<b>13</b>	<b>10</b>	<b>58</b>	<b>691</b>	<b>11.9</b>	<b>42</b>	<b>4</b>	

#### JUNIOR SEASON - 2020 GAME-BY-GAME

Date	Opponent	GP	GS	No.	Yds.	Avg.	Lg.	TD	TD Lengths
O.24	UNLV*	1	1	0	0	0.0	0	0	
O.31	at Utah State*	1	1	6	64	10.7	16	1	15
N.6	San José State*	1	1	3	26	8.7	23	0	
N.14	Hawai'i*	1	0	0	0	0.0	0	0	
N.21	at Nevada*	1	0	2	20	10.0	13	1	7
N.28	at Colorado	1	1	2	12	6.0	8	0	
D.5	Colorado State*	1	1	0	0	0.0	0	0	
D.12	at No. 14/16 Brigham Young	--- Did Not Play - Injured ---							
<b>2020 SEASON TOTALS</b>		<b>7</b>	<b>5</b>	<b>13</b>	<b>122</b>	<b>9.4</b>	<b>23</b>	<b>2</b>	

*Bold indicates season high. \* - Mountain West game. # - 2018 DXL Frisco Bowl (Toyota Stadium; Frisco, Texas). ~ - 2019 New Mexico Bowl (Dreamstyle Stadium; Albuquerque, N.M.).*

second of the season (and career) and came on a fourth-and-16 situation ... Had another big game in a start at Colorado State with seven receptions for 101 yards and two touchdowns, being named to the Pro Football Focus Mountain West Team of the Week ... Became the first Aztec with back-to-back 100-yard receiving games since Ezell Ruffin had three straight in 2013 ... Is now one of 40 players in program history with at least three 100-yard receiving games ... It was his third 100-yard receiving game over the previous four contests ... The touchdowns were his third and fourth of the season (and career) ... The seven receptions tied a career

best ... Caught five passes for 39 yards (7.8 avg.) with a long of 18 yards in a start against Wyoming ... Was on the field in 65 of the team's 72 snaps vs. the Cowboys ... Started again at San José State, recording four catches for 29 yards (7.3 avg.) with a long of nine yards in 61 snap ... Had seven catches for 78 yards (11.1 avg.) with a long catch of 26 yards in 40 snaps in a start at UNLV ... Caught seven passes for a fourth time this season ... Had a game-high five catches for 40 yards (8.0 avg.) with a long of 12 yards in a start and 55 snaps against Nevada ... Had two catches for 26 yards (13.0 avg.) in a start and 25 snaps against



## Kobe Smith - Inside The Numbers

**MOST GAMES WITH AT LEAST 7 RECEPTIONS & 100 YARDS BY AN AZTEC / SINCE 2009 (BRADY HOKE'S FIRST COACHING STINT AT SDSU)**

Rk.	Name	Years*	Total GP	7 rec./100-yd. GMS
1.	Vincent Brown	2009-10	20	5
	DeMarco Sampson	2009-10	25	5
3.	Ezell Ruffin	2012-13-14	32	4
4.	▶ Kobe Smith	2018-19-20	32	3
5.	Four tied at			1

\* Only includes years played since 2009

**MOST 100-YARD RECEIVING GAMES BY AN AZTEC / SINCE 2009 (BRADY HOKE'S FIRST COACHING STINT AT SDSU)**

Rk.	Name	Years*	Total GP	100-yd. GMS
1.	Vincent Brown	2009-10	20	11
2.	DeMarco Sampson	2009-10	25	7
3.	Ezell Ruffin	2012-13-14	32	6
4.	Colin Lockett	2010-11-12-13	48	5
5.	Gavin Escobar	2010-11-12	39	4
6.	▶ Kobe Smith	2018-19	32	3
	Jesse Matthews	2019-20	21	3

\* Only includes years played since 2009



Fresno State with a long of 19 yards ... Made six catches for 74 yards in a start and 37 snaps at Hawai'i ... Made three receptions for 19 yards (6.3 avg.) with a long of 10 yards against Brigham Young, where he started and played 54 snaps ... Had an 18-yard catch in 37 snaps in a start vs. Central Michigan in the New Mexico Bowl.

### FRESHMAN (TRUE) SEASON (2018)

Played in 12 games at wide receiver, starting twice ... Had nine catches for 113 yards (12.6 avg.) with a long of 32 yards ... Came in for eight snaps in the opener at No. 13/13 Stanford, but did not record a stat ... Recorded his first career catch - a 5-yarder - in playing time (10 snaps) against Sacramento State ... Did not record a stat in three

snaps against No. 23/25 Arizona State ... Had a career high two catches for 27 yards (13.5 avg.) with a long of 16 vs. Eastern Michigan, logging 11 offensive snaps ... Did not find the stat sheet in 14 snaps at rv/No. 24 Boise State, while fair catching punts after an earlier fumble by another player ... Had a key 32-yard catch on a third-and-5 late in the fourth quarter against Air Force ... SDSU eventually scored on the drive to hold onto a 21-17 victory ... Ended up setting career highs in receiving yards (32) and long reception (32) ... Earned his first career start against San José State, but did not make a catch ... Had a 10-yard catch at Nevada, logging 21 snaps ... Played 12 statless snaps at New Mexico ... Tied a career high with two catches for 14 yards (7.0 avg.) in just nine

snaps vs. UNLV ... Started for the second time of his career at Fresno State, but did not register a stat ... Did not play for the first time of his career against Hawai'i ... Tied a career high with two catches for 25 yards (12.5 avg.) with a long of 18 vs. Ohio in the DXL Frisco Bowl over 18 snaps.

### HIGH SCHOOL

Played four seasons of varsity at Junipero Serra High School in Gardena, Calif. ... According to MaxPreps, finished with 119 receptions over the last three years for 1,914 yards (16.1 avg.) and 17 touchdowns ... Over his final two seasons totaled 107 catches for 1,689 yards (15.8 avg.) and 13 touchdowns ... Earned all-league honors each of his final three years ... A consensus three-star recruit by Rivals, 247sports and ESPN ... Received an ESPN scout grade of 78.

### PERSONAL

Kobe L. Smith was born July 27, 2000, in Compton, Calif. ... Son of Anthony Smith and Julia Boyer ... According to Rivals, picked the Aztecs over other offers from USC, Notre Dame, Oregon, Washington State, Nebraska, Arizona, Fresno State, Oregon State, Rutgers, Illinois and San José State ... Is an interdisciplinary studies major.


### SINGLE-GAME BESTS

**Career Highs:** Receptions: 7, four times; Receiving Yards: 131 at UCLA (9/7/19); Receiving Touchdowns: 2 at Colorado State (10/5/19); Long Reception: 42 at Colorado State (10/5/19); Punt Returns: 2 vs. Air Force (10/12/18); Punt Return Yards: 2 vs. Air Force (10/12/18); Long Punt Return: 2 vs. Air Force (10/12/18).

## Smith's Career Statistics

Receiving Season	GP	GS	Rec.	Yds.	Avg.	Long	TD
2018	12	2	9	113	12.6	32	0
2019	13	10	58	691	11.9	42	4
2020	7	5	13	122	9.4	23	2
<b>Career</b>	<b>32</b>	<b>16</b>	<b>80</b>	<b>926</b>	<b>11.6</b>	<b>42</b>	<b>6</b>

# 80 → TJ Sullivan



- ♦ Wide Receiver
- ♦ Junior - 2 Letters, 6-0, 200
- ♦ San Diego, Calif.
- ♦ Mt. Carmel High

Had his first career catches, including a 29-yard touchdown, in consecutive plays vs. CMU in the 2019 New Mexico Bowl.

Speedster who joined the Aztecs in the spring of 2018 after originally signing with the 2017 class ... Continues to get better ... Enters the season third on the depth chart at the Z' receiver.

### SOPHOMORE SEASON (2020)

Played in all eight of the team's game in a reserve role ... Totaled four catches for 56 yards (14.0 avg.) with a long of 27 yards ... Caught a 16-yard pass in the opener against UNLV on Oct. 24 ... Followed with a 9-yard grab at Utah State on Oct. 31 ... Did not record a stat in each of the following five

games ... Made two catches for 31 yards (15.5 avg.) at No. 14/16 Brigham Young in the season finale on Dec. 12.

### FRESHMAN SEASON (2019)

Played in nine games on the season with one start ... Had two catches for 38 yards (19.0 avg.) with a 29-yard touchdown ... Did not play in each of the first four games ... Made his collegiate debut and logged his first career start at Colorado State on Oct. 5 ... Also logged statless time off the bench in over the next seven games ... Made his first career catches in back-to-back plays in the



# Aztec Players



10 BOWL GAME APPEARANCES SINCE 2010 ▶ 21 CONFERENCE CHAMPIONSHIPS

third quarter against Central Michigan in the New Mexico Bowl ... The first was a 9-yard grab on second-and-23 and the second was a 29-yard one-handed touchdown catch.

## REDSHIRT SEASON (2018)

Redshirted the 2018 season.

## Sullivan's Career Statistics

Receiving	GP	GS	Rec.	Yds.	Avg.	Long	TD
2019	9	1	2	38	19.0	29	1
2020	8	0	4	56	14.0	27	0
<b>Career</b>	<b>17</b>	<b>1</b>	<b>6</b>	<b>94</b>	<b>15.7</b>	<b>29</b>	<b>1</b>

## HIGH SCHOOL

Earned three letters at Mt. Carmel High School in San Diego ... Finished with 71 catches for 1,132 yards (15.9 avg.) and 12 touchdowns in just 19 games over his career, according to MaxPreps ... Also had a pair of interceptions as a junior in 2015 and

a 99-yard kick return for a touchdown as a senior ... Was a two-time all-league selection ... Was a three-star recruit by ESPN and 247sports, and a two-star recruit by Rivals and Scout in 2016 ... Received a grade of 81 by 247sports and a mark of 72 by ESPN ... Was a track and field star, twice earning first-team all-league accolades and becoming a five-time Palomar League champion (two-time long jump, two-time 4x100 relay and one-time 4x400 relay) ... Was the vice president of the student-athlete leadership team.

## PERSONAL

Tah'jai Terrell Sullivan was born May 22, 1999, in San Diego ... Son of Tammy Peal ... Chose the Aztecs over UC Davis ... Is majoring in psychology.

## SINGLE-GAME BESTS

**Career Highs:** **Receptions:** 2 at No. 14/16 Brigham Young (12/12/20), vs. Central Michigan (12/21/19); **Receiving Yards:** 38 vs. Central Michigan (12/21/19); **Receiving Touchdowns:** 1 vs. Central Michigan (12/21/19); **Long Reception:** 29 vs. Central Michigan (12/21/19).

# 66 → Jonah Tavai



- ◆ Defensive Live
- ◆ Senior - 2 Letters, 6-0, 295
- ◆ Manhattan Beach, Calif.
- ◆ Mira Costa High/El Camino College

Has four brothers who played or plays Division I football, including Jahlani, a linebacker for the NFL's Detroit Lions.

## ◆ 2020 Honorable Mention All-MW

## At A Glance

▶ Started the team's final five games last year at defensive tackle, ranking fifth in the Mountain West in sack yards (38) and sixth in tackles for loss yards (45), and earning all-Mountain West honorable mention accolades.

▶ Logged a career-high 2.5 tackles for loss and two sacks, and recorded his first career forced fumble in his first start of the season (second of career) vs. Hawai'i on Nov. 14, 2020.

▶ Comes from a talent-rich family as four of his brothers played or currently Division I football, including Jahlani (Hawai'i, now with Detroit Lions), Jordan (Kansas), J.R. (USC, once played for Tennessee Titans) and Justus (Hawai'i, currently playing).

▶ Uncle, John Schuster, also was a rugby union player who represented New Zealand as a member of the All Blacks.

Contributed right away in 2019, despite starting fall camp late ... Big body, who continues to learn the 3-3-5 defense ... An excellent run stopper ... Enters the 2021 season as the projected starting defensive tackle.

## SENIOR SEASON (2021)

Has racked up some preseason recognition, including being named to the all-Mountain West second team by Phil Steele Magazine at interior defensive line, and a fourth-team pick by Athlon Sports (DL) ... Also was named "SDSU's fourth-best defensive player" by College Football News.

## JUNIOR SEASON (2020)

Was named an honorable-mention all-Mountain West selection as voted on by the league's head coaches and media ... Had 25 tackles (15 solo) on the season in eight games and five starts, including six tackles for loss for 45 yards, 3.5 sacks for 38 yards, a forced fumble and five quarterback hurries ... Ranked fifth in MW (T-51st in FBS) in sack yards (38) and sixth (T-67th in FBS) in tackles for loss yards (45) ... Came off the bench against UNLV on Oct. 24 in the opener to record an 8-yard sack (and TFL) ... Had one solo stop in playing time at Utah State on Oct. 31 ... Registered a 4-yard tackle for loss in time off the bench vs. San José State on Nov. 6 ... Had a big game in his second career start vs. Hawai'i on Nov. 14, making five tackles (three solo), and career highs of 2.5 tackles for loss (for 27 yards) and two sacks (for 26 yards), with his first career forced fumble ... For his efforts was named the team's defensive player of the game ... Started again at Nevada on Nov. 21, recording three tackles (one solo), 0.5 tackles for loss and two quarterback hurries ... Started

## Tavai's Career Game-By-Game

### SOPHOMORE SEASON - 2019 GAME-BY-GAME

Date	Opponent	GP	GS	UA	A	TT	TFL	Sk.	Int.	PBU	FF	FR
A.31	Weber State	1	0	1	0	1	0.0	0.0	0	0	0	0
S.7	at UCLA	1	0	1	0	1	0.0	0.0	0	0	0	0
S.14	at New Mexico State	1	0	0	0	0	0.0	0.0	0	0	0	0
S.21	Utah State*	1	0	2	0	2	0.0	0.0	0	0	0	0
O.5	at Colorado State*	1	0	1	0	1	0.0	0.0	0	0	0	0
O.12	Wyoming*	1	0	0	0	0	0.0	0.0	0	0	0	0
O.19	at San José State*	1	0	0	2	2	0.5	0.0	0	0	0	0
O.26	at UNLV*	1	0	0	3	3	0.5	0.5	0	0	0	0
N.9	Nevada*	1	0	0	0	0	0.0	0.0	0	0	0	0
N.15	Fresno State*	1	0	0	2	2	0.0	0.0	0	0	0	0
N.23	at Hawai'i*	1	1	2	0	2	1.0	1.0	0	0	0	0
N.30	Brigham Young	1	0	0	0	0	0.0	0.0	0	0	0	0
D.21	vs. Central Michigan~	1	0	1	0	1	0.0	0.0	0	0	0	0
<b>2019 SEASON TOTALS</b>		<b>13</b>	<b>1</b>	<b>7</b>	<b>8</b>	<b>15</b>	<b>2.0</b>	<b>1.5</b>	<b>0</b>	<b>0</b>	<b>0</b>	<b>0</b>

### JUNIOR SEASON - 2020 GAME-BY-GAME

Date	Opponent	GP	GS	UA	A	TT	TFL	Sk.	Int.	PBU	FF	FR
O.24	UNLV*	1	0	1	0	1	1.0	1.0	0	0	0	0
O.31	at Utah State*	1	0	1	0	1	0.0	0.0	0	0	0	0
N.6	San José State*	1	0	1	0	1	1.0	0.0	0	0	0	0
N.14	Hawai'i*	1	1	3	2	5	2.5	2.0	0	0	1	0
N.21	at Nevada*	1	1	1	2	3	0.5	0.0	0	0	0	0
N.28	at Colorado	1	1	4	2	6	0.5	0.0	0	0	0	0
D.5	Colorado State*	1	1	3	4	7	0.5	0.5	0	0	0	0
D.12	at No. 14/16 Brigham Young	1	1	1	0	1	0.0	0.0	0	0	0	0
<b>2020 SEASON TOTALS</b>		<b>8</b>	<b>5</b>	<b>15</b>	<b>10</b>	<b>25</b>	<b>6.0</b>	<b>3.5</b>	<b>0</b>	<b>0</b>	<b>1</b>	<b>0</b>

*Bold indicates season high. \* - Mountain West game. ~ - 2019 New Mexico Bowl (Dreamstyle Stadium; Albuquerque, N.M.).*

at Colorado on Nov. 28, where he had a career-high six tackles (four solo) with 0.5 tackles for loss and a quarterback hurry ... Had a career-high seven tackles (four solo) with a 9-yard sack (and TFL) in another start against Colorado State on Dec. 5 ... Started again at No. 14/16 Brigham Young, where he had a solo tackle and two quarterback hurries.

## SOPHOMORE SEASON (2019)

Played all 13 games, starting once ... Had 15 tackles (seven solo), including 2.0 tackles for loss and 1.5 sacks ... Had a solo tackle in the opener against Weber State in six snaps ... Also had a solo stop in 14 snaps at

UCLA ... Played six statless snaps at New Mexico State ... Had a pair of solo tackles against Utah State in 18 snaps ... Registered an assisted stop in 11 snaps at Colorado State ... Played three snaps without recording a stat vs. Wyoming ... Had two assisted tackles, including 0.5 tackles for loss, in 10 snaps at San José State ... Had a career-high three tackles at UNLV, along with his first piece of a sack (0.5) and 0.5 tackles for loss in 16 snaps ... Played nine snaps vs. Nevada without recording a stat ... Recorded two assisted tackles in 16 snaps vs. Fresno State ... Started for the first time of his career at Hawai'i, making two solo tackles, including a 4-yard sack (and tackle for loss) in 19

# Aztec Players



10 BOWL GAME APPEARANCES SINCE 2010 ▶ 21 CONFERENCE CHAMPIONSHIPS

snaps ... The sack came on the first snap in his first career start ... Saw action in 22 stat-less snaps vs. Brigham Young ... Came off the bench vs. Central Michigan in the New Mexico Bowl, making one solo tackle.

## AT EL CAMINO COLLEGE (2018)

Spent one year at El Camino College, where he was a second-team all-league pick and an honorable-mention All-American ... Helped the Warriors make the semifinals of the state playoffs ... Appeared in 10 games, recording 34 tackles (13 solo), 1.5 sacks and six tackles for loss ... Also was utilized as a running back in goal line situations and rushed six times for 12 yards (2.0 avg.) with three touchdowns

## HIGH SCHOOL

Was a three-year letter winner at Mira Costa High School, but played four years, starting as a 13-year-old freshman ... Was a three-time first-team all-league pick ... Also was the league's MVP and defensive MVP ... Was a two-time all-area honoree and an all-CIF selection ... Also was a Top 25 high school rugby player for two years ... Also competed on the track and field team as a thrower.

## PERSONAL

Jonah David Tavai was born Dec. 13, 2000, in Inglewood, Calif. ... Son of William and Nafanva Tavai ... Comes from a talent-rich family as four of his brothers played or currently Division I football, including Jahlan (Hawai'i, now with Detroit Lions), Jordan (Kansas), J.R. (USC, once played for Tennessee Titans) and Justus (Hawai'i, currently playing) ... Uncle, John Schuster, also was



a rugby union player who represented New Zealand as a member of the All Blacks ... Picked the Aztecs over other offers from Iowa State and San José State, among others ... Is majoring in business administration.

## SINGLE-GAME BESTS

**Career Highs:** Tackles: 7 vs. Colorado State (12/5/20); Tackles For Loss: 2.5 vs. Hawai'i (11/14/20); Sacks: 2.0 vs. Hawai'i (11/14/20); Forced Fumbles: 1 vs. Hawai'i (11/14/20).

## Tavai's Career Statistics

Season	GP	GS	UA	A	TT	TFL	Sk	Int.	PBU	FF	FR
2019	13	1	7	8	15	2.0	1.5	0	0	0	0
2020	8	5	15	10	25	6.0	3.5	0	0	1	0
<b>Career</b>	<b>21</b>	<b>6</b>	<b>22</b>	<b>18</b>	<b>40</b>	<b>8.0</b>	<b>5.0</b>	<b>0</b>	<b>0</b>	<b>1</b>	<b>0</b>

## 93 → Dylan Taylor



- ◆ Defensive Line
- ◆ Sophomore - Squad, 6-3, 245
- ◆ Los Angeles, Calif.
- ◆ Cathedral High

Walk-on defensive end, who has a big frame ... Continues to learn the nuances of the 3-3-5 defense ... Enters the 2021 season third

on the depth at one of the defensive end positions behind seniors Keshawn Banks and Jalil Lecky.

## FRESHMAN SEASON (2020)

Did not play during the season, but made the travel squad for the opener against UNLV on Oct. 24.

## REDSHIRT SEASON (2019)

Redshirted his first season at SDSU.

## HIGH SCHOOL

Was a three-year letter winner at Cathedral High School in Los Angeles ... Led the Phantoms to a 29-6 record over his varsity career, including three Del Rey League titles and a perfect 13-0 record ... Was named the defensive MVP of the Del Rey League and an all-league selection ... His 82 tackles as a senior were the most in the league, and also added 31 tackles for loss, eight sacks, 25

quarterback hurries, two forced fumbles, two fumble recoveries and two pass deflections ... Also was an honor roll student.

## PERSONAL

Dylan Taylor was born Dec. 3, 2001 in Inglewood, Calif. ... Son of Lawe Miller ... Is majoring in business administration with an emphasis in management specialization in entrepreneurship.





## 99 → Cameron Thomas



- ◆ Defensive Line
- ◆ Junior - 2 Letters, 6-5, 270
- ◆ Carlsbad, Calif.
- ◆ Carlsbad High

Is one of only two Aztecs (Alex Barrett, 2015-16) to earn first-team all-MW honors multiple times.

- ◆ 2019 The Athletic Freshman Second-Team All-American
- ◆ Two-time First-Team All-MW (2019-20)
- ◆ 2020 MW Fall All-Academic Team
- ◆ 2019 SDSU Defensive Lineman of the Year
- ◆ 2019 SDSU Co-Outstanding Freshman Award

Athletic linemen with a ton of potential ... An excellent pass rusher ... Also a good run stopper ... A versatile defender ... Entered 2019 as the starting defensive tackle, despite not having yet played a snap on defense ... Made the move from defensive tackle to defensive end four games into the 2020 season... Is expected to start at defensive end once again this season.

### At A Glance

▶ Older brother, Zachary, is a senior and projecting starting left tackle this year.

▶ Prepped at nearby Carlsbad High School, the same school as his brother, Zachary and SDSU's all-time winningest quarterback Christian Chapman (24 victories from 2015-18), among others.

▶ Is on two preseason national watch lists, including the Bronko Nagurski Award (defensive player of the year) and the Chuck Bednarik Award (college defensive player of the year), both for the second consecutive year.

▶ Ranked second in FBS in 2020 in quarterback pressures (37) among DI (defensive interiors) in just eight games, only two short of Alabama's Christian Barmore's 39 accomplished in 12 games.

▶ Over his final three games last year, he totaled 27 tackles (18 solo), 7.5 tackles for loss and 2.5 sacks.

▶ Joined Myles Cheatum on the 2019 Mountain West First Team, making Thomas and Cheatum the first Aztecs with multiple defensive linemen on an all-conference first team since 1974 when it was in the five-team Pacific Coast Athletic Association (PCAA).

▶ Was the only freshman on the 2019 all-Mountain West First Team.

▶ Shared the program's outstanding freshman-of-the-year award in 2019 with wide receiver Jesse Matthews.

#### JUNIOR SEASON (2021)

Has tallied numerous preseason accolades, including being named to the [Bronko Nagurski Award Watch List \(most outstanding defensive player\)](#) and the [Bednarik Award Watch List \(college defensive player of the year\)](#) ... Also has been named a [preseason first-team all-Mountain West selection by the MW media, Phil Steele Magazine, Athlon Sports, Lindy's Sports and Pro Football Focus](#) ... Was chosen as "SDSU's second-best defensive player" by College Football News and a "SDSU player to watch" by Lindy's Sports.

#### SOPHOMORE SEASON (2020)

Was named an all-Mountain West first-team selection by the league's media and coaches, becoming just the second Aztec defensive lineman in program history to earn [first-team all-MW honors multiple times \(also Alex Barrett in 2015-16\)](#) ... Racked up a host of [preseason accolades, including on the Bronko Nagurski Trophy Watch List \(defensive player of the year\) and the Chuck Bednarik Award Watch List \(college defensive player of the year\)](#) ... Also was a [preseason first-team all-Mountain West selection by the MW media, Athlon Sports, Phil Steele Magazine and College Football News](#) ... CFN had him as the "second-rated player in the MW" and "SDSU's best defensive player" ... ESPN labeled him as "One of SDSU's five-best returning players" ... Totaled 35 tackles (21 solo) in eight starts, including 9.5 tackles for 48 yards of loss, four sacks for 34 yards and 14 quarterback hurries ... Ranked second in FBS in 2020 in [quarterback pressures \(37\) among DI \(defensive interiors\) in just eight games according to Pro Football Focus, only two short of Alabama's Christian Barmore's 39 accomplished in 12 games](#) ... Ranked in a tie for fourth in the Mountain

### C. Thomas' Career Game-By-Game

#### FRESHMAN (TRUE) SEASON - 2018 GAME-BY-GAME

Date	Opponent	GP	GS	UA	A	TT	TFL	Sk.	Int.	PBU	FF	FR
D.19	vs. Ohio#	1	0	0	0	0	0.0	0.0	0	0	0	0
<b>2018 SEASON TOTALS</b>		<b>1</b>	<b>0</b>	<b>0</b>	<b>0</b>	<b>0</b>	<b>0.0</b>	<b>0.0</b>	<b>0</b>	<b>0</b>	<b>0</b>	<b>0</b>

#### FRESHMAN SEASON - 2019 GAME-BY-GAME

Date	Opponent	GP	GS	UA	A	TT	TFL	Sk.	Int.	PBU	FF	FR
A.31	Weber State	1	1	0	0	0	0.0	0.0	0	1	0	0
S.7	at UCLA	1	1	2	2	4	0.5	0.0	0	0	0	0
S.14	at New Mexico State	1	1	1	5	6	1.5	1.5	0	0	0	0
S.21	Utah State*	1	1	2	3	5	1.0	0.0	0	0	0	0
O.5	at Colorado State*	1	1	1	3	4	0.5	0.5	0	0	0	0
O.12	Wyoming*	1	1	3	3	3	0.0	0.0	0	0	0	0
O.19	at San José State*	1	1	2	2	4	1.5	0.5	0	0	0	0
O.26	at UNLV*	1	1	0	2	2	0.0	0.0	0	0	0	0
N.9	Nevada*	1	1	4	2	6	1.0	1.0	0	1	0	0
N.15	Fresno State*	1	1	1	2	3	1.5	1.0	0	0	1	0
N.23	at Hawaii*	1	0	2	1	3	0.0	0.0	0	0	0	0
N.30	Brigham Young	1	1	1	1	2	0.5	0.0	0	0	0	0
D.21	vs. Central Michigan~	1	1	1	3	4	1.0	1.0	0	0	0	0
<b>2019 SEASON TOTALS</b>		<b>13</b>	<b>12</b>	<b>20</b>	<b>29</b>	<b>49</b>	<b>9.0</b>	<b>5.5</b>	<b>0</b>	<b>2</b>	<b>1</b>	<b>0</b>

#### SOPHOMORE SEASON - 2020 GAME-BY-GAME

Date	Opponent	GP	GS	UA	A	TT	TFL	Sk.	Int.	PBU	FF	FR
O.24	UNLV*	1	1	1	0	1	0.5	0.5	0	0	0	0
O.31	at Utah State*	1	1	0	3	3	1.0	0.5	0	1	0	0
N.6	San José State*	1	1	0	0	0	0.0	0.0	0	0	0	0
N.14	Hawaii*	1	1	2	1	3	0.5	0.5	0	0	0	0
N.21	at Nevada*	1	1	1	0	1	0.0	0.0	0	0	0	0
N.28	at Colorado	1	1	11	3	14	3.0	1.0	0	0	0	0
D.5	Colorado State*	1	1	3	5	8	2.5	0.5	0	0	0	0
D.12	at No. 14/16 Brigham Young	1	1	4	1	5	2.0	1.0	0	0	0	0
<b>2020 SEASON TOTALS</b>		<b>8</b>	<b>8</b>	<b>21</b>	<b>14</b>	<b>35</b>	<b>9.5</b>	<b>4.0</b>	<b>0</b>	<b>1</b>	<b>0</b>	<b>0</b>

*Bold indicates season high. \* - Mountain West game. # - 2018 DXL Frisco Bowl (Toyota Stadium; Frisco, Texas). ~ - 2019 New Mexico Bowl (Dreamstyle Stadium; Albuquerque, N.M.).*

West in both tackle for loss yards (48) and tackles for loss (9.5), and seventh in sack yards (34) ... Over his final three games, he totaled: 27 tackles (18 solo), 7.5 tackles for loss and 2.5 sacks ... Earned the start vs. UNLV in the opener on Oct. 24, recording an assisted tackle, which went down as a 1/2 sack (and 1/2 TFL) ... Also added a QBH ... Had three assisted tackles in a start at Utah State on Oct. 31, including a tackle for loss, 0.5 sacks, a pass breakup and a quarterback hurry ... Did not record a tackle in a start vs. San José State on Nov. 6, but had a game-high-tying three quarterback hurries ... Started for the first time of his career at defensive end against Hawaii on Nov. 14, making three tackles (two solo), 0.5 sacks (and 0.5 TFL) and a quarterback hurry ... Had one solo tackle and a game-high three quarterback hurries at Nevada on Nov. 21 ... Had a monster game at Colorado on Nov. 28 en route to making the Pro Football Focus National Team of the Week, making a career-high 14 tackles (11 solo), a 12-yard sack, a career-best three tackles for loss (of 19 yards) and four quarterback hurries ... Entered the game with eight tackles in his first

five contests ... The 14 tackles were eight more than his previous high of six (accomplished three times) ... Led the team in tackles for the first time of his career ... Had another good game vs. Colorado State on Dec. 5, making eight tackles (three solo), including 2.5 tackles for loss and 0.5 sacks ... Led the team in tackles for the second straight game (both times were the first of his career) ... Had another good game in the season finale at No. 14/16 Brigham Young, making five tackles (four solo), two tackles for 11 yards of loss and a 9-yard sack.

#### FRESHMAN SEASON (2019)

Earned second-team freshman All-America accolades from The Athletic ... Was named an all-Mountain West first-team selection as voted on by the league's coaches ... Was the only freshman on the all-MW first team ... With teammate Myles Cheatum, two San Diego State defensive linemen landed on an all-conference first team for the first time since 1974 when it was in the five-team Pacific Coast Athletic Association ... Also made the Pro Football Focus Mountain West Team of the Year (first team) and the Phil Steele



all-MW first team ... Racked up two awards at the team's postseason banquet, including the defensive lineman of the year and the co-outstanding freshman award with wide receiver Jesse Matthews ... Started 12 of the team's 13 games at defensive tackle and played in all 13 ... Had 49 tackles, including 9.0 tackles for loss, 5.5 sacks, two pass breakups and 13 quarterback hurries ... Was named to the Pro Football Focus Mountain West Team of the Week four times this season ... Started the opener at defensive tackle against Weber State, playing 39 snaps and recording a pass breakup ... Had his first four tackles (two solo) and 0.5 tackles for loss in a start at UCLA, logging 39 snaps ... Had a

big game in 49 snaps in a start at New Mexico State, making a career-high six tackles, and a career-best 1.5 sacks and 1.5 tackles for loss ... The 1.5 sacks were the first of his career ... Made five tackles (two solo), including a 3-yard tackle for loss, with a quarterback hurry in a start and 56 snaps vs. Utah State ... Registered four tackles, including 0.5 sacks and 0.5 tackles for loss, in a start and 37 snaps at Colorado State, where he was named to the Pro Football Focus Mountain West Team of the Week ... Came up with six tackles (three solo) and two quarterback hurries in 51 of 54 snaps against Wyoming, being named to the Pro Football Focus Mountain West Team of the Week ...

The six tackles tied a career high ... Registered four tackles (two solo) with 1.5 tackles for loss, 0.5 sacks and three quarterback hurries at San José State in 37 snaps, making the Pro Football Focus Mountain West Team of the Week for a third straight week ... Came up with two assisted tackles in 57 snaps at UNLV ... Registered six tackles (four solo), including a 7-yard sack (and tackle for loss), a pass breakup and a quarterback hurry in 47 snaps as a starter vs. Nevada, being named to the Pro Football Focus Mountain West Team of the Week ... The six tackles tied a career high ... Had three tackles, a sack and 1.5 tackles for loss in 40 snaps as a starter against Fresno State ... Came off the bench for the first time of the season at Hawai'i after battling concussion-like symptoms in practice earlier in the week ... Finished with three tackles (two solo) and a quarterback hurries in 48 snaps ... Had a pair of tackles (one solo) with 0.5 tackles for loss and three quarterback hurries in a start and 62 snaps against Brigham Young ... Started once again vs. Central Michigan in the New Mexico Bowl, making four tackles with a 6-yard sack (and TFL) and two quarterback hurries.

### REDSHIRT SEASON (2018)

Was on the travel squad for three games ... Played on special teams against Ohio in the DXL Frisco Bowl, still saving his redshirt season by playing in only one game.

### HIGH SCHOOL

Played three years at local Carlsbad High School in Carlsbad, Calif. ... According to MaxPreps, recorded 88 tackles the final two years to go along with five tackles for loss, 9.5 sacks, a pass deflection and a fumble recovery ... On offense as a tight end had 22 receptions for 294 yards (13.4 avg.) and four touchdowns ... A three-star recruit by 247sports and a two-star recruit by Rivals.

### PERSONAL

Cameron Thomas was born Jan. 7, 2000, in San Diego ... Son of Mike and Wendy Thomas ... Older brother, Zachary, is the starting right tackle ... Also received offers from Oregon State, Wyoming and Navy ... Is majoring in social science.

### ◆ 2020 Second-Team All-MW

A local lineman out of Carlsbad High School who was in the mix for playing time in 2018 after working as a reserve in 2017 ... Has solid technique ... Entered 2018 as the projected starting right tackle, but can also play guard ... Tore his ACL in the third game of the 2018 season (his second straight start) and missed all of the 2019 spring season ... Started 2019 as the backup left tackle, but became the starting right tackle five games into the season ... Enters his final campaign

## Cameron Thomas - Inside The Numbers

### MULTIPLE AZTEC DEFENSIVE LINE FIRST-TEAM ALL-MOUNTAIN WEST SELECTIONS IN LEAGUE HISTORY / SINCE 1999

Name	Years
▶ Cameron Thomas	2019-20
Alex Barrett	2015-16

### MULTIPLE AZTEC BRONKO NAGURSKI AWARD (TOP DEFENSIVE PLAYER) PRESEASON WATCH LISTS

Name	Years
▶ Cameron Thomas	2020-21
Kirk Morrison	2003-04

### AZTEC FRESHMEN DEFENSIVE LINE ALL-MOUNTAIN WEST PICKS IN LEAGUE HISTORY / SINCE 1999

Name	Year	Team
▶ Cameron Thomas	2019	1st

### AZTEC FRESHMEN ALL-MOUNTAIN WEST PICKS IN LEAGUE HISTORY / SINCE 1999

Name	Pos.	Year	Team
▶ Cameron Thomas	DL	2019	1st
William Dunkle	OL	2019	HM
Matt Araiza	K	2019	HM
Keith Ismael	OL	2017	2nd
Tyler Roemer	OL	2017	2nd
Tariq Thompson	DB	2017	2nd
Ronnie Hillman	RB	2010	1st
Gavin Escobar	TE	2010	2nd
Atiyah Henderson	RB	2006	HM
Lynell Hamilton	RB	2003	1st
Kirk Morrison	LB	2001	HM

### SINGLE-GAME BESTS

**Career Highs:** Tackles: 14 at Colorado (11/28/20); Tackles For Loss: 3.0 at Colorado (11/28/20); Sacks: 1.5 at New Mexico State (9/14/19); Pass Breakups: 1 at Utah State (10/31/20), vs. Nevada (11/9/19), vs. Weber State (8/31/19); Forced Fumbles: 1 vs. Fresno State (11/15/19).

## C. Thomas' Career Statistics

Season	GP	GS	UA	A	TT	TFL	Sk	Int.	PBU	FF	FR
2018	1	0	0	0	0	0.0	0.0	0	0	0	0
2019	13	12	20	29	49	9.0	5.5	0	2	1	0
2020	8	8	21	14	35	9.5	4.0	0	1	0	0
Career	22	20	41	43	84	18.5	9.5	0	3	1	0

# 76 → Zachary Thomas



- ◆ Offensive Line
- ◆ Senior - 3 Letters, 6-5, 300
- ◆ Carlsbad, Calif.
- ◆ Carlsbad High

Younger brother, Cameron, is a two-time first-team all-Mountain West selection on the defensive line.

as the projected starting left tackle after starting the last 17 games at right tackle.

### \*SENIOR\* SEASON (2021)

Has been named to the Outland Trophy Award Watch List (most outstanding interior lineman) and the Reese's Senior Bowl Watch List ... Also has been named a pre-season first-team all-Mountain West selection by the MW media, Phil Steele Magazine, Athlon Sports, Lindy's Sports and Pro Football Focus ... Also was named "SDSU's best offensive player" by College Football News.





## At A Glance

- ▶ Elected to come back for an additional season, taking advantage of the NCAA's COVID rules allowing student-athletes to receive an extra year of eligibility.
- ▶ Younger brother, Cameron, is junior defensive end.
- ▶ Prepped at nearby Carlsbad High School, the same school as his brother, Cameron, and SDSU's all-time winningest quarterback Christian Chapman (24 victories from 2015-18), among others.
- ▶ Earned second-team all-Mountain West honors in 2020 after not committing a penalty in 560 offensive snaps.
- ▶ Has started 19 games for his career, including 17 at right tackle and two at right guard.

### SENIOR SEASON (2020)

Garnered second-team all-Mountain West honors by the league's media and coaches ... Earlier was a preseason all-Mountain West third team selection by Athlon Sports ... Started the team's eight games at right tackle ... Part of a team that was named to the Joe Moore Midseason Honor Roll for the best offensive line (one of only two Mountain West teams (also Air Force)) ... Played 556 of the team's 560 offensive snaps (99.3 pct.) at right tackle ... Allowed just two sacks in 220 passing plays (0.91 pct.) and four pressures (1.82 pct.) ... Did not have a penalty in 560 offensive snaps ... Started the opener against UNLV at right tackle for his 10th straight start ... Was one of two Aztecs to be named the team's offensive player of the week ... Was named to the Pro Football Focus National Team of the Week for his play in a start at Utah State ... Also started vs. San José State, vs. Hawai'i, at Nevada, at Colorado, vs. Colorado State and at No. 14/16 Brigham Young.

### JUNIOR SEASON (2019)

Was chosen as an honorable-mention selection for the Pro Football Focus Mountain West Team of the Year ... Played in 12 of the team's 13 games, starting the final nine at right tackle ... Did not play in the opener vs. Weber State ... Played on special teams

## Z. Thomas' Career Statistics

Season	GP	GS
2017	13	0
2018	3	2
2019	12	9
2020	8	8
<b>Career</b>	<b>36</b>	<b>19</b>

## Zachary Thomas - Inside The Numbers

### MOST CONSECUTIVE STARTS AMONG ACTIVE AZTEC PLAYERS (OFF./DEF.)

Pl.	Name	2021 Year	Position	GS
1.	▶ Zachary Thomas	Sr.	Left Tackle (moved from RT)	17
	Daniel Bellinger	Sr.	Tight End	17
	Caden McDonald	Sr.	Linebacker	17
4.	Jesse Matthews	Jr.	Wide Receiver	10
	Cameron Thomas	Jr.	Defensive Tackle/End	10



(PAT/FG) the next three games at UCLA, New Mexico State and vs. Utah State ... Earned his first start of the season, first at offensive tackle and third of his career at Colorado State ... Started again at right tackle vs. Wyoming and at San José State ... Started at UNLV, where he was named to the Pro Football Focus Mountain West Team of the Week ... Also started vs. Nevada and against Fresno State ... Was named to the Pro Football Focus Second-Team National Team of the Week and the Pro Football Focus Team of the Week for his play at Hawai'i ... Also started against Brigham Young and vs. Central Michigan in the New Mexico Bowl.

### SOPHOMORE SEASON (2018)

Played in the first three games of the season, starting twice at right guard ... Played in the opener at No. 13/13 Stanford in big package situations and on special teams ... Earned this first career start at right guard in the home opener vs. Sacramento State ... Also started at right guard vs. No. 23/25 Arizona State before exiting early with a knee injury ... Missed the rest of the season with the injury.

### FRESHMAN SEASON (2017)

Played in all 13 games as a reserve ... Also came into block on PATs and field goals ... Logged 31 snaps on offense on the season,

according to Pro Football Focus ... Played six snaps at Hawai'i, 23 at San José State and two against New Mexico.

### REDSHIRT SEASON (2016)

Redshirted his first year behind an offensive line that started four seniors and a junior.

### HIGH SCHOOL

Two-year letter winner at Carlsbad (Calif.) High School ... Alongside fellow 2016 recruit Troy Cassidy, helped lead Carlsbad to an Avocado West League championship and perfect 4-0 mark in league play in 2015 ... All-CIF San Diego Section first team offense and Avocado West League first team honoree his senior season after recording 47 tackles (4.7 per game), 34 solo, and a team-high 11 tackles for loss, according to MaxPreps ... Made three sacks ... Five or more solo tackles in three contests ... Notched two tackles for loss in four of 10 games ... A two-star recruit by Rivals and Scout ... Played in the Alex Spanos All-Star Football Classic.

### PERSONAL

Zachary Robert Thomas was born May 26, 1998, in San Diego ... Son of Mike and Wendy Thomas ... Brother, Cameron, is a defensive lineman on the team ... Also received offers from Colorado State, Nevada, New Mexico and UNLV ... Is majoring in interdisciplinary studies.

## Z. Thomas' Career Game-By-Game

### FRESHMAN SEASON - 2017 G-x-G

Date	Opponent	GP	GS/POS
S.2	UC Davis	1	
S.9	at Arizona State	1	
S.16	No. 19/19 Stanford	1	
S.23	at Air Force*	1	
S.30	Northern Illinois	1	
O.7	UNLV*	1	
O.14	Boise State*	1	
O.21	Fresno State*	1	
O.28	at Hawai'i*	1	
N.4	at San José State*	1	
N.18	Nevada*	1	
N.24	New Mexico*	1	
D.23	vs. Army West Point*	1	
<b>2017 SEASON TOTALS</b>		<b>13</b>	<b>0</b>

### SOPHOMORE SEASON - 2018 G-x-G

Date	Opponent	GP	GS/POS
A.3	at No. 13/13 Stanford	1	
S.8	Sacramento State	1	RG
S.15	No. 23/25 Arizona State	1	RG
S.22	Eastern Michigan	-DNP	Inj.-
O.6	at r/v/No. 24 Boise State*	-DNP	Inj.-
O.12	Air Force*	-DNP	Inj.-
O.20	San José State*	-DNP	Inj.-
O.27	at Nevada*	-DNP	Inj.-
N.3	at New Mexico*	-DNP	Inj.-
N.10	UNLV*	-DNP	Inj.-
N.17	at Fresno State*	-DNP	Inj.-
N.24	Hawai'i*	-DNP	Inj.-
D.19	vs. Ohio#	-DNP	Inj.-
<b>2018 SEASON TOTALS</b>		<b>3</b>	<b>2</b>

### JUNIOR SEASON - 2019 G-x-G

Date	Opponent	GP	GS/POS
S.	at UCLA	1	
S.14	at New Mexico State	1	
S.21	Utah State*	1	
O.5.	at Colorado State*	1	RT
O.12	Wyoming*	1	RT
O.19	at San José State*	1	RT
O.26	at UNLV*	1	RT
N.9	Nevada*	1	RT
N.15	Fresno State*	1	RT
N.23	at Hawai'i*	1	RT
N.30	Brigham Young	1	RT
D.21	vs. Central Michigan~	1	RT
<b>2019 SEASON TOTALS</b>		<b>12</b>	<b>9</b>

### SENIOR SEASON - 2020 G-x-G

Date	Opponent	GP	GS/POS
O.24	UNLV*	1	RT
O.31	at Utah State*	1	RT
N.6	San José State*	1	RT
N.14	Hawai'i*	1	RT
N.21	at Nevada*	1	RT
N.28	at Colorado	1	RT
D.5	Colorado State*	1	RT
D.12	at No. 14/16 Brigham Young	1	RT
<b>2020 SEASON TOTALS</b>		<b>8</b>	<b>8</b>

\* - Mountain West game. + - 2017 Lockheed Martin Armed Forces Bowl (Amon Carter Stadium; Fort Worth, Texas). # - 2018 DXL Frisco Bowl (Toyota Stadium; Frisco, Texas). ~ - 2019 New Mexico Bowl (Dreamstyle Stadium; Albuquerque, N.M.).



## 18 → Trenton Thompson



- ◆ Safety
- ◆ Senior - 4 Letters, 6-2, 200
- ◆ Palm Springs, Calif.
- ◆ Palm Springs High

Was a teammate of fellow Aztec sixth-year senior safety Tayler Hawkins at Palm Springs High School.

### At A Glance

▶ Elected to come back for an additional season, taking advantage of the NCAA's COVID rules allowing student-athletes to receive an extra year of eligibility.

▶ Has started 17 times the last three seasons at boundary warrior, mostly platooning with former high school teammate Tayler Hawkins.

▶ Returned a blocked punt for a touchdown against Air Force on Oct. 12, 2018, SDSU's first blocked punt return for a touchdown since Freddy Keiaho against New Mexico on Oct. 22, 2005.

▶ Then blocked his first career punt at UNLV on Oct. 26, 2019, which led to a Caden McDonald touchdown on a fumble recovery in the end zone.

▶ Blocked another punt in his next game against UNLV on Oct. 24, 2021, which led to a Greg Bell rushing touchdown.

▶ His two blocked kicks rank in a tie for fourth in program history.

▶ Helped lead Palm Springs High School to a 24-3 record over his final two seasons from 2014-15.



son all-Mountain West by three publications, including a second-team selection by Pro Football Focus, third-team pick by Phil Steele Magazine and a fourth-team selection by Athlon Sports.

#### \*SENIOR\* SEASON (2020)

Had 36 tackles (26 solo) on the season in seven games (four starts), including 4.5 tackles for loss, three pass breakups and a blocked kick ... Ranked in a tie for 13th in FBS (T-3rd in MW) in blocked kicks (1) ... Also tied for eighth in the MW in PBU's (3) ... Came off the bench against UNLV on Oct. 24, making five tackles with a pass breakup and a blocked punt ... It was his second straight game against UNLV with a blocked punt (also Oct. 26, 2019) ... Did not travel to Utah State on Oct. 31 after injuring an ankle late in the week of practice ... Returned to play off the bench against San José State on Nov. 6, making four tackles (three solo), including 0.5 tackles for loss ... Came off the bench again to play vs. Hawaii on Nov. 14 without recording a stat ... Started for the first time of the season at Nevada on Nov. 21, where he had three solo tackles and a pass breakup ... Started again at Colorado on

Athletic, hard-hitting safety who backed up three-time all-Mountain West pick Malik Smith for most of the 2016 season as a true freshman ... Was sidelined with an injury in 2017, ultimately using his redshirt ... Returned to play in all 13 games in 2018 with eight starts at the boundary warrior position, then started five times in 2019 and four times in 2020 ... Returned for a sixth year because of the COVID season in 2020 ... One of only three Aztecs with four letters (also Andrew Aleki and Tayler Hawkins) ... Enters his final season as the projected starting boundary warrior ... Ranks in a tie for fourth in program history in blocked kicks (2).

#### \*SENIOR\* SEASON (2021)

Has been named to the Reese's Senior Bowl Watch List ... Also has been named presea-

### Tr. Thompson's Career Game-By-Game

#### FRESHMAN (TRUE) SEASON - 2016 GAME-BY-GAME

Date	Opponent	GP	GS	UA	A	TT	TFL	Sk.	Int.	PBU	FF	FR
O.21	San José State*	1	0	3	1	4	0.0	0.0	0	0	0	0
O.28	at Utah State*	1	0	0	1	1	0.0	0.0	0	0	0	0
N.5	Hawaii*	1	0	1	0	1	0.0	0.0	0	1	0	0
N.12	at Nevada*	1	0	0	1	1	0.0	0.0	0	0	0	0
N.19	at Wyoming*	1	0	0	0	0	0.0	0.0	0	0	0	0
N.26	Colorado State*	1	0	1	0	1	0.0	0.0	0	0	0	0
D.3	at Wyoming@	1	0	0	0	0	0.0	0.0	0	0	0	0
D.17	vs. Houston^	1	0	1	0	1	0.0	0.0	0	0	0	0
<b>2016 SEASON TOTALS</b>		<b>8</b>	<b>0</b>	<b>6</b>	<b>3</b>	<b>9</b>	<b>0.0</b>	<b>0.0</b>	<b>0</b>	<b>1</b>	<b>0</b>	<b>0</b>

#### REDSHIRT SEASON - 2017 GAME-BY-GAME

Date	Opponent	GP	GS	UA	A	TT	TFL	Sk.	Int.	PBU	FF	FR
S.2	UC Davis	1	0	1	0	1	0.0	0.0	0	0	0	0
S.9	at Arizona State	1	0	0	0	0	0.0	0.0	0	0	0	0
S.16	No. 19/19 Stanford	1	0	0	0	0	0.0	0.0	0	0	0	0
<b>2017 SEASON TOTALS</b>		<b>3</b>	<b>0</b>	<b>1</b>	<b>0</b>	<b>1</b>	<b>0.0</b>	<b>0.0</b>	<b>0</b>	<b>0</b>	<b>0</b>	<b>0</b>

#### SOPHOMORE SEASON - 2018 GAME-BY-GAME

Date	Opponent	GP	GS	UA	A	TT	TFL	Sk.	Int.	PBU	FF	FR
A.31	at No. 13/13 Stanford	1	1	2	2	4	0.0	0.0	0	1	0	0
S.8	Sacramento State	1	1	3	3	6	0.0	0.0	0	0	0	0
S.15	No. 23/25 Arizona State	1	0	6	1	7	1.0	1.0	0	0	0	0
S.22	Eastern Michigan	1	0	4	0	4	0.0	0.0	0	0	0	0
O.6	at rv/No. 24 Boise State*	1	1	2	3	5	0.0	0.0	0	0	0	0
O.12	Air Force*	1	1	0	2	2	0.0	0.0	0	0	0	0
O.20	San José State*	1	1	2	2	4	0.0	0.0	0	0	0	0
O.27	at Nevada*	1	1	1	2	3	0.0	0.0	0	0	0	0
N.3	at New Mexico*	1	0	1	1	2	0.0	0.0	0	0	0	0
N.10	UNLV*	1	0	4	3	7	1.0	0.0	1	0	0	0
N.17	at Fresno State*	1	1	1	5	6	0.0	0.0	0	1	0	0
N.24	Hawaii*	1	1	2	0	2	0.0	0.0	0	0	1	0
D.19	vs. Ohio#	1	0	2	3	5	0.0	0.0	0	0	0	0
<b>2018 SEASON TOTALS</b>		<b>13</b>	<b>8</b>	<b>30</b>	<b>27</b>	<b>57</b>	<b>2.0</b>	<b>1.0</b>	<b>1</b>	<b>2</b>	<b>1</b>	<b>0</b>

#### JUNIOR SEASON - 2019 GAME-BY-GAME

Date	Opponent	GP	GS	UA	A	TT	TFL	Sk.	Int.	PBU	FF	FR
A.31	Weber State	1	0	1	0	1	0.0	0.0	0	0	0	0
S.7	at UCLA	1	0	2	2	4	0.0	0.0	0	0	0	0
S.14	at New Mexico State	1	0	2	0	2	0.0	0.0	0	0	0	0
S.21	Utah State*	1	0	0	1	1	0.0	0.0	0	0	0	0
O.5	at Colorado State*	1	0	3	0	3	0.0	0.0	0	0	0	0
O.12	Wyoming*	1	0	0	3	3	0.0	0.0	0	0	0	0
O.19	at San José State*	1	1	5	0	5	0.0	0.0	0	0	0	0
O.26	at UNLV*	1	1	9	3	12	2.0	0.0	0	0	0	0
N.9	Nevada*	1	1	1	0	1	0.0	0.0	0	0	0	0
N.15	Fresno State*	1	1	1	0	1	0.0	0.0	0	1	0	0
N.23	at Hawaii*	--- Did Not Play - Injured ---										
N.30	Brigham Young	1	0	8	1	9	0.0	0.0	0	1	0	0
D.21	vs. Central Michigan~	1	1	1	1	2	0.0	0.0	0	0	0	0
<b>2019 SEASON TOTALS</b>		<b>12</b>	<b>5</b>	<b>33</b>	<b>11</b>	<b>44</b>	<b>2.0</b>	<b>0.0</b>	<b>0</b>	<b>2</b>	<b>0</b>	<b>0</b>

Nov. 28, recording a season-high 10 tackles (six solo), including 1.5 tackles for loss and a pass breakup ... It was his second career double-digit tackle game ... Had a good game in a start with Colorado State on Dec. 5, making seven tackles (four solo) with 1.5 tackles for loss ... Had a team-high-tying seven tackles (all solo), including a 3-yard tackle for loss, in a start at No. 14/16 Brigham Young.

#### JUNIOR SEASON (2019)

Played in 12 games, starting five times ... Had 44 tackles (33 solo) on the season, including two tackles for loss, two pass breakups and a blocked punt ... Led the team with five tackles on the punt return unit and tied for the team lead with five tackles on special teams ... Came off the bench for 22 snaps vs. Weber State in the opener, logging one solo tackle ... Had four tackles (two solo) in 37 snaps off the bench at UCLA ...





## Trenton Thompson - Inside The Numbers

### MOST GAMES PLAYED AMONG ACTIVE AZTEC PLAYERS

Pl.	Name	2021 Year	Position	GP
1.	Taylor Hawkins	Sr.	Cornerback/Safety	44
2.	▶ Trenton Thompson	Sr.	Safety	43
	Andrew Aleki	Sr.	Linebacker	43
4.	Zachary Thomas	Sr.	Right Tackle/Right Guard	36
5.	Caden McDonald	Sr.	Linebacker	34

### MOST BLOCKED KICKS AT SDSU / CAREER

Rk.	Name	Years	Blocked Kicks
1.	Freddy Keiaho	2002-03-04-05	4
	Brad Burton	1986-87-88-89	4
3.	John Wesselman	1987-88-89	3
4.	▶ Trenton Thompson	2016-17-18-19-20	2
	Noble Hall	2005-16-17-18	2
	Sam Meredith	2011-12-13-14	2
	Scott Graves	2012-13	2
	Leon McFadden	2009-10-11-12	2
	Robert Griffith	1990-91-92	2
	Alfred Jackson	1985-86-87-88	2

Had two solo stops in 15 snaps at New Mexico State ... Made an assisted tackle in 21 snaps vs. Utah State ... Made three tackles (all solo) in 20 snaps on defense and on special teams at Colorado State ... Registered three assisted tackles in 25 snaps off the bench vs. Wyoming ... Started for the first time of the season at San José State and had a season-high five tackles (all solo), playing all 54 snaps on defense and most special teams units ... Had a career-high 12 tackles and a career-best two tackles for loss along with his first career blocked punt at UNLV ... The blocked punt led to a Caden McDonald touchdown on a fumble recovery in the end zone ... Reached double digits in tackles for the first time of his career ... Entered the game with 19 tackles on the season without a TFL ... Played 12 snaps as a starter against Nevada with one tackle before being ejected for targeting ... Came up with a solo tackle and a pass breakup in a start against Fresno State, playing 27 snaps before exiting with an injury ... Missed the Hawai'i game while recovering from concussion-like symptoms ... Returned against Brigham Young to record nine tackles (eight solo) and pass breakup in 73 snaps off the bench ... Tied for the team lead with nine stops, his second time this season (and for his career) leading the team in tackles ... Registered two stops (one solo) in a starting role vs. Central Michigan in the New Mexico Bowl.

### SOPHOMORE SEASON (2018)

Played in all 13 games with eight starts ... Had 57 tackles (30 solo), a sack, two tackles for loss, an interception, a forced fumble, two pass breakups and a blocked punt return for a touchdown ... Earned his first career start in the opener at No. 13/13 Stanford, where he had four tackles (two solo) and a pass

breakup, playing all 65 snaps ... Had a then career-high six stops (three solo) vs. Sacramento State in another start ... Followed with a career-high seven tackles (six solo) and a 7-yard sack off the bench vs. No. 23/21 Arizona State, before being ejected with six seconds remaining for a targeting call ... The sack and tackle for loss were the first of his career ... Came up with four solo tackles in the second half against Eastern Michigan after having to miss the first half because of a targeting call vs. No. 23/21 Arizona State ... Started the second half vs. EMU and played 41 snaps ... Started at rv/No. 24 Boise State, making five tackles (two solo) ... Had two tackles in a start against Air Force, along with a touchdown on special teams, recovering Kaelin Himpfhill's blocked punt ... The return touchdown put SDSU on top, 14-9, eight seconds before halftime ... It was the Aztecs' first blocked punt since Kameron Kelly blocked one against UNLV on Sept. 27, 2014, and their first blocked punt return for a touchdown since Freddy Keiaho did so against New Mexico on Oct. 22, 2005 ... Started vs. San José State, where he made four tackles (two solo) ... Made three stops (one solo) in a start at Nevada ... Had two tackles (one solo) off the bench at New Mexico ... Made seven tackles (four solo) and a tackle for loss and his first career interception off the bench vs. UNLV en route to being named to the Pro Football Focus Mountain West Team of the Week ... The seven stops tied a career high ... Started at Fresno State, finishing the game with six tackles and a pass breakup ... In a start vs. Hawai'i recorded two tackles and a forced fumble, the first of his career ... The forced fumble came on a punt return and was recovered by Dwayne Johnson Jr. at the Hawai'i 5, which led to a Juwan Washington rushing touchdown ... Had five tackles off the

### SENIOR SEASON - 2020 GAME-BY-GAME

Date	Opponent	GP	GS	UA	A	TT	TFL	Sk.	Int.	PBU	FF	FR
O.24	UNLV*	1	0	3	2	5	0.0	0.0	0	1	0	0
O.31	at Utah State*	--- Did Not Play - Injured ---										
N.6	San José State*	1	0	3	1	4	0.5	0.0	0	0	0	0
N.14	Hawai'i*	1	0	0	0	0	0.0	0.0	0	0	0	0
N.21	at Nevada*	1	1	3	0	3	0.0	0.0	0	1	0	0
N.28	at Colorado	1	1	6	4	10	1.5	0.0	0	1	0	0
D.5	Colorado State*	1	1	4	3	7	1.5	0.0	0	0	0	0
D.12	at No. 14/16	1	1	7	0	7	1.0	0.0	0	0	0	0
<b>2020 SEASON TOTALS</b>		<b>7</b>	<b>4</b>	<b>26</b>	<b>10</b>	<b>36</b>	<b>4.5</b>	<b>0.0</b>	<b>0</b>	<b>3</b>	<b>0</b>	<b>0</b>

*Bold indicates season high. \* - Mountain West game. @ - 2016 Mountain West Championship (War Memorial Stadium; Laramie, Wyo.). ^ - 2016 Las Vegas Bowl (Sam Boyd Stadium; Las Vegas, Nev.). + - 2017 Lockheed Martin Armed Forces Bowl (Amon Carter Stadium; Fort Worth, Texas). # - 2018 DXL Frisco Bowl (Toyota Stadium; Frisco, Texas). ~ - 2019 New Mexico Bowl (Dreamstyle Stadium; Albuquerque, N.M.).*



bench against Ohio in the DXL Frisco Bowl.

### REDSHIRT SEASON (2017)

Had one solo tackle in three games ... Played in the opener off the bench against UC Davis, recording a solo stop ... Played at Arizona State and against No. 19/19 Stanford on special teams, but did not record a stat ... Missed the rest of the season with a leg injury, but was able to redshirt.

### FRESHMAN (TRUE) SEASON (2016)

Had nine tackles and a pass breakup on the season, despite playing in only eight games ... Was one of three true freshmen to play on defensive side of the ball (also Troy Cassidy and Kyrie Woods) ... According to Pro Football Focus, logged 47 snaps on the season ... Did not play and wasn't on the travel squad for the first five games of the season ... Was on the travel squad for the first time of the season at Fresno State, but did not play ... Had four tackles (three solo) in his first career game against San José State, all

on special teams ... Ended up logging 13 stats on defense vs. the Spartans ... Had an assisted tackle at Utah State in five snaps ... Registered one solo tackle and had his first pass breakup against Hawai'i in a career-high 22 snaps ... Had an assisted tackle at Nevada ... Logged one snap, but did not record a stat at Wyoming ... Had a solo tackle on special teams against Colorado State ... Did not record a stat in three snaps and special teams action at Wyoming in the MW Championship game ... Logged a solo stop in three snaps vs. Houston in the Las Vegas Bowl.

### HIGH SCHOOL

Earned two letters and played three years at Palm Springs High School in Palm Springs, Calif. ... Helped the Indians go 24-3 (.889), including a 11-1 (.917) mark in league play over the past two years ... Led the 2015 squad to a CIF championship ... Logged 219 total tackles (134 solo) over his three years (according to MaxPreps), adding seven tack-



les for loss, four interceptions, seven pass deflections, six forced fumbles, two fumble recoveries, four blocked field goals and two blocked punts ... Also caught 16 passes for

325 yards (20.3 avg.) and three touchdowns as a senior in 2015 ... A three-star recruit by Scout and 247sports, and a two-star recruit by Rivals ... Received a grade of 87 by

247sports ... Scout ranked him as the 15th-best outside linebacker in the 2016 class and the 23rd best on the West Coast.

(11/10/18); **Pass Breakups:** 1, eight times; **Forced Fumbles:** 1 vs. Hawaii (11/24/18); **Blocked Punts:** 1 vs. UNLV (10/24/20), at UNLV (10/26/19); **Punt Return Touchdowns:** 1 vs. Air Force (10/12/18).

## Tr. Thompson's Career Statistics

Defense											
Season	GP	GS	UA	A	TT	TFL	Sk	Int.	PBU	FF	FR
2016	8	0	6	3	9	0.0	0.0	0	1	0	0
2017	3	0	1	0	1	0.0	0.0	0	0	0	0
2018	13	8	30	27	57	2.0	1.0	1	2	1	0
2019	12	5	33	11	44	2.0	0.0	0	2	0	0
2020	7	4	26	10	36	4.5	0.0	0	3	0	0
<b>Career</b>	<b>43</b>	<b>17</b>	<b>96</b>	<b>51</b>	<b>147</b>	<b>8.5</b>	<b>1.0</b>	<b>1</b>	<b>8</b>	<b>1</b>	<b>0</b>

### PERSONAL

Trenton Thompson was born Dec. 18, 1997, in Palm Springs, Calif. ... Chose the Aztecs over offers from Colorado State, Nevada, Northern Arizona, UNLV, Utah State and Wyoming ... Is majoring in social science.

### SINGLE-GAME BESTS

**Career Highs:** **Tackles:** 12 at UNLV (10/26/19); **Tackles For Loss:** 2.0 at UNLV (10/26/19); **Sacks:** 1.0 vs. No. 23/25 Arizona State (9/15/18); **Interceptions:** 1 vs. UNLV

## 67 → Kyle Trombley



- ◆ **Offensive Line**
- ◆ **Sophomore - Squad, 6-5, 315**
- ◆ **Yorba Linda, Calif.**
- ◆ **Yorba Linda High**

### ◆ 2020 MW Fall All-Academic Team

Young, offensive lineman who continues to get bigger in the weight room and looks to

better his technique ... Enters the 2021 season second on the depth chart behind all-Mountain West selection William Dunkle.

### FRESHMAN SEASON (2020)

Did not play during the 2020 season but was on the travel squad for three games.

### REDSHIRT SEASON (2019)

Redshirted the 2019 season.

### HIGH SCHOOL

Lettered at Yorba Linda High School, helping the Mustangs advance to the second round of the California Interscholastic Federation (CIF) Southern Section Division 4 playoffs as a senior in 2018 ... Was a three-star recruit by 247sports and a two-star recruit by Rivals ... Received a grade of 80 by 247Sports ... Also competed in wrestling for Yorba Linda High.

### PERSONAL

Kyle Marcus Trombley was born Jan. 5, 2001, in Seattle ... Jeff and Katherine Trombley ... Is majoring in computer engineering.

## 10 → Noah Tumblin



- ◆ **Cornerback**
- ◆ **Sophomore - 1 Letter, 6-2, 180**
- ◆ **San Diego, Calif.**
- ◆ **Mira Mesa High**

Athletic cornerback, who was a dual-sport start at nearby Mira Mesa High School ... Is a speedy DB with a good first step ... Enters the season as the backup field cornerback to Dallas Branch.

### FRESHMAN SEASON (2020)

Played in seven games, mainly on special teams ... Recorded two solo tackles ... Was on the travel squad for the opener against UNLV on Oct. 24 but did not play ... Made his collegiate debut the following week at

Utah State (Oct. 31) without recording a stat ... Also logged statless time on special teams in each of the next three games ... Recorded his first career tackle Nov. 28 on special teams at Colorado ... Also had a tackle in the next game vs. Colorado State on Dec. 5 ... Logged statless time on special teams in the finale at No. 14/16 Brigham Young on Dec. 12.

### REDSHIRT SEASON (2019)

Redshirted his first season on The Mesa.

### HIGH SCHOOL

Played three seasons at nearby Mira Mesa High School ... According to MaxPreps, as a dual-threat quarterback, was 314-for-536 for 4,589 yards and 40 touchdowns against just 11 interceptions, while running for 1,891 yards and 23 touchdowns on 281 carries (6.7 avg.) ... Best season statistically in 2018, where he led the Marauders to a 10-3 overall record, going 111-for-176 (63.1 pct.) for 1,865 yards and 20 touchdowns with just one interception ... Also rushed for 966 yards and 15 touchdowns on 176 carries (5.5 avg.) ... A three-star recruit by 247sports as a dual-threat quarterback with a scout

grade of 81, and a two-star dual-threat quarterback by Rivals ... Also was a star point guard on the Mira Mesa basketball team.

### PERSONAL

Noah B Tumblin was born April 4, 2001 in San Diego ... Son of Jesse and Nikya Tumblin ... Chose San Diego State over offers from Brigham Young, Cal Poly and San Diego ... Is majoring in communication.

### SINGLE-GAME BESTS

**Career Highs:** **Tackles:** 1 vs. Colorado State (12/5/20), at Colorado (11/28/20).

## Tumblin's Career Statistics

Defense											
Season	GP	GS	UA	A	TT	TFL	Sk	Int.	PBU	FF	FR
2020	7	0	2	0	2	0.0	0.0	0	0	0	0
<b>Career</b>	<b>7</b>	<b>0</b>	<b>2</b>	<b>0</b>	<b>2</b>	<b>0.0</b>	<b>0.0</b>	<b>0</b>	<b>0</b>	<b>0</b>	<b>0</b>





## 72 → Alama Uluave



- ◆ Offensive Line
- ◆ Senior - 3 Letters, 6-2, 305
- ◆ Laie, Hawaii
- ◆ Punahou High

Is the only Aztec offensive lineman on post-spring depth chart to never redshirt a season.

### At A Glance

- ▶ Started his first career eight games at center in 2020 after mainly playing on special teams his first two seasons.
- ▶ Played 553 of the team's 560 snaps at center last season (98.8 pct.).
- ▶ Prepped at Punahou High School in Honolulu with current Aztec linebacker Seyddrick Lakalaka.
- ▶ Full name is Alama Po'okela Uluave.

Big, offensive linemen who gained experience two years (2018-19) working on special teams as a true freshman before starting at center last season (2020) ... Continues to work on his technique ... Enters the season as the projecting starting center.

#### SENIOR SEASON (2021)

Has been named to the Polynesian College Football Player of the Year Award Watch List, which is presented annually to the most outstanding college football player of Polynesian ancestry that epitomizes great ability and integrity ... Has also been named a pre-season second-team all-Mountain West selection as an interior offensive lineman by Pro Football Focus.

#### JUNIOR SEASON (2020)

Started the team's eight games at center ... Part of a team that was named to the Joe Moore Midseason Honor Roll for the best offensive line (one of only two Mountain West teams (also Air Force)), ... Played 553 of the team's 560 offensive snaps at center ... Had only one penalty on the season (0.18 pct.) ... Started the opener at center against UNLV

### Uluave's Career Statistics

Season	GP	GS
2018	7	0
2019	12	0
2020	8	8
Career	27	8

for his first career start ... Started again at Utah State, vs. San José State, vs. Hawai'i, at Nevada, at Colorado, vs. Colorado State and at No. 14/16 Brigham Young.

#### SOPHOMORE SEASON (2019)

Played in 12 of the team's 13 games, mainly on special teams and always on the punt unit ... Only game he did not play was against Brigham Young on Nov. 30 ... Played his first offensive snaps in the New Mexico Bowl vs. Central Michigan, late in an eventual 48-11 victory.

#### FRESHMAN (TRUE) SEASON (2018)

Played in the team's final seven games of the season, all on special teams ... Was on the travel squad for 11 of the team's 13 games ... Made his collegiate debut against San José State on Oct. 20 ... Then played the next six games, including the DXL Frisco Bowl against Ohio.

#### HIGH SCHOOL

Was a three-year letter winner at Punahou High School in Honolulu, Hawaii, the same school as Aztec linebacker Seyddrick Lakalaka ... Was first-team ILH and played in the Nike Final 5 ... Was a three-star recruit by both Rivals and 247sports ... Ranked as the seventh-best recruit in Hawaii by 247sports and the 23rd-best center by the outlet ... Also played basketball and baseball, and competed on the track and field team ... Was a state champion in the shot put and the discus throw for the Buffs' track and field team won a state championship.

#### PERSONAL

Alama Po'okela Uluave was born June 23, 1999, in Honolulu ... Son of Caroline Uluave ... According to Rivals, also received offers from Washington State, Boise State, Fresno State, Army West Point, Texas Tech, Colorado State, Syracuse, Air Force, UNLV, Hawai'i and Yale ... Undecided on a major.



### Uluave's Career Game-By-Game

#### FRESHMAN (TRUE) SEASON - 2018 G-x-G

Date	Opponent	GP	GS/POS
A.3	at No. 13/13 Stanford	-DNP-	
S.8	Sacramento State	-DNP-	
S.15	No. 23/25 Arizona State	-DNP-	
S.22	Eastern Michigan	-DNP-	
O.6	at r/No. 24 Boise State*	-DNP-	
O.12	Air Force*	-DNP-	
O.20	San José State*	1	
O.27	at Nevada*	1	
N.3	at New Mexico*	1	
N.10	UNLV*	1	
N.17	at Fresno State*	1	
N.24	Hawai'i*	1	
D.19	vs. Ohio#	1	
<b>2018 SEASON TOTALS</b>		<b>7</b>	<b>0</b>

#### JUNIOR SEASON - 2019 G-x-G

Date	Opponent	GP	GS/POS
S.	at UCLA	1	
S.14	at New Mexico State	1	
S.21	Utah State*	1	
O.5.	at Colorado State*	1	
O.12	Wyoming*	1	
O.19	at San José State*	1	
O.26	at UNLV*	1	
N.9	Nevada*	1	
N.15	Fresno State*	1	
N.23	at Hawai'i*	1	
N.30	Brigham Young	-DNP-	
D.21	vs. Central Michigan~	1	
<b>2019 SEASON TOTALS</b>		<b>12</b>	<b>0</b>

#### SENIOR SEASON - 2020 G-x-G

Date	Opponent	GP	GS/POS
O.24	UNLV*	1	C
O.31	at Utah State*	1	C
N.6	San José State*	1	C
N.14	Hawai'i*	1	C
N.21	at Nevada*	1	C
N.28	at Colorado	1	C
D.5	Colorado State*	1	C
D.12	at No. 14/16 Brigham Young*	1	C
<b>2020 SEASON TOTALS</b>		<b>8</b>	<b>8</b>

\* - Mountain West game. # - 2018 DXL Frisco Bowl (Toyota Stadium; Frisco, Texas). ~ - 2019 New Mexico Bowl (Dreamstyle Stadium; Albuquerque, N.M.).



## 19 → Kyron White



- ◆ Safety
- ◆ Sophomore - 1 Letter, 5-11, 195
- ◆ Fort Worth, Texas
- ◆ Arlington High

Young safety who has shown promise early in his career ... Was working with the second team late in the 2019 fall camp before suffering an injury ... Enters the 2021 season as the backup signature 'Aztec' position in the 3-3-5 defense to Patrick Morris.

### FRESHMAN SEASON (2020)

Played in six of the team's eight games on special teams ... Recorded three tackles (two solo) and a forced fumble ... Made his first career tackles in the opener against UNLV on Oct. 24, which went down as a solo

stop ... Did not record a stat at Utah State on Oct. 31 ... Had an assisted tackle on Nov. 6 vs. San José State ... Followed with a solo tackle and forced fumble against Hawai'i on Nov. 14 ... The fumble, which was recovered by Andrew Alves, came in the second quarter on a Tanner Kuljian punt and led to a Greg Bell rushing touchdown to put the Aztecs up, 21-0 ... Did not record a stat in consecutive games at Nevada (Nov. 21) and at Colorado (Nov. 28) ... Did not play in the last two games (Dec. 5 vs. Colorado State and Dec. 12 at No. 14/16 Brigham Young).

### REDSHIRT SEASON (2019)

Played in one game on the season without recording a stat ... Overcame an early season injury and was on the travel squad for seven straight games, including Colorado State, Wyoming, San José State, UNLV, Nevada, Fresno State and Hawai'i ... Played late in a 48-11 Aztec lead against Central Michigan in the New Mexico Bowl on Dec. 21 without recording a stat.

### HIGH SCHOOL

Received first-team all-District 4-6A honors at safety as a junior in 2017 for Arlington

(Texas) High School ... Helped the Colts to a 10-3 record that season and their first regional berth since 2012 ... Finished with 119 tackles and three interceptions during his sophomore campaign in 2016, according to the Fort Worth Star-Telegram ... Was rated a three-star recruit by Rivals and 247Sports ... Earned a grade of 80 by 247Sports and a 72 by ESPN ... Also competed in basketball and track for Arlington High.

### PERSONAL

Kyron Marquise White was born Nov. 1, 2001 in Fort Worth, Texas ... Son of Keith White and Andrea Goodspeed ... Chose the Aztecs over the likes of Baylor, Colorado State, Iowa State, Minnesota, Nevada, New Mexico and North Texas ... Is majoring in biology.

### SINGLE-GAME BESTS

**Career Highs:** Tackles: 1 vs. Hawai'i (11/14/20), at San José State (11/6/20), vs. UNLV (10/24/20); **Forced Fumbles:** 1 vs. Hawai'i (11/14/20).

## White's Career Statistics

Season	GP	GS	UA	A	TT	TFL	Sk	Int.	PBU	FF	FR
2019	1	0	0	0	0	0.0	0.0	0	0	0	0
2020	6	0	2	1	3	0.0	0.0	0	0	1	0
<b>Career</b>	<b>7</b>	<b>0</b>	<b>2</b>	<b>1</b>	<b>3</b>	<b>0.0</b>	<b>0.0</b>	<b>0</b>	<b>0</b>	<b>1</b>	<b>0</b>

## 35 → Jelani Whitmore



- ◆ Cornerback
- ◆ Freshman - Redshirt, 6-0, 175
- ◆ Rialto, Calif.
- ◆ Carter High

Athletic, young defensive back who continues to learn the 3-3-5 defense ... Enters the 2021 season third on the depth chart a field cornerback.

### REDSHIRT SEASON (2020)

Redshirted the 2020 season.

### HIGH SCHOOL

Played on both sides of the ball at Carter High School in Rialto, Calif., in 2018-19 ... According to MaxPreps, on defense had 63 tackles (60 solo), nine interceptions, 18 pass breakups and a forced fumble ... On of-

fense, meanwhile, caught 72 passes for 1,233 yards (17.1 avg.) and nine touchdowns ... Also returned kicks in 2019 as a senior, returning 16 for 566 yards (35.4 avg.) with two touchdowns ... Also was a track and field star, who won a league title in the 400 as a junior in 2019 ... A three-star recruit by 247sports, where he received a scout grade of 81.

## 26 → Kaegun Williams



- ◆ Running Back
- ◆ Senior - 3 Letters, 5-9, 195
- ◆ Cedar Hill, Texas
- ◆ Cedar Hill High

Returned a kickoff for a touchdown on Oct. 19, 2019 at San José State, SDSU's first since Dec. 23, 2017.

A versatile running back who will look for more playing time this year after showing glimpses of his potential the past three seasons ... Entered 2018 third on the depth chart with Chance Bell, but moved up when Juwan Washington went out with an injury ... Saw more playing time in 2019 as a sopho-

more and more last year ... Enters the season as the co-starter 'F' running back with Jordan Byrd ... Also could see some action in the return game.

### JUNIOR SEASON (2020)

Ran for 257 yards on 54 carries (4.8 avg.)

## K. Williams' Career Game-By-Game

### FRESHMAN SEASON - 2018 GAME-BY-GAME / RUSHING

Date	Opponent	GP	GS	No.	Yds.	Avg.	Lg.	TD	TD Lengths
A.31	at No. 13/13 Stanford								---
S.8	Sacramento State								---
S.15	No. 23/25 Arizona State	1	0	0	0	0.00	0	0	
S.22	Eastern Michigan	1	0	1	1	1.00	1	0	
O.6	at rv/No. 24 Boise State*								---
O.12	Air Force*	1	0	4	6	1.50	10	0	
O.20	San José State*	1	1	5	22	4.40	16	0	
O.27	at Nevada*	1	0	0	0	0.00	0	0	
N.3	at New Mexico*	1	0	0	0	0.00	0	0	
N.10	UNLV*	1	0	0	0	0.00	0	0	
N.17	at Fresno State*	1	0	0	0	0.00	0	0	
N.24	Hawai'i*	1	0	0	0	0.00	0	0	
D.19	vs. Ohio#	1	0	1	11	11.00	11	0	
<b>2018 SEASON TOTALS</b>		<b>10</b>	<b>1</b>	<b>11</b>	<b>40</b>	<b>3.64</b>	<b>16</b>	<b>0</b>	



# Aztec Players



10 BOWL GAME APPEARANCES SINCE 2010 ▶ 21 CONFERENCE CHAMPIONSHIPS

KAEGUN WILLIAMS ◀ PLAYERS  
AZTEC FOOTBALL MEDIA GUIDE

## At A Glance

- ▶ Is one of two current Aztecs with a kick return touchdown (Jordan Byrd).
- ▶ Had two games last year with at least 89 rushing yards, including 89 on just 11 carries against UNLV on Oct. 24 and a career-high 92 yards and a touchdown on 17 attempts at No. 14/16 Brigham Young on Dec. 12.
- ▶ Rushed for 2,070 yards and 26 touchdowns at Cedar Hill High School, while adding 113 catches for 1,749 yards and another 17 touchdowns.

vs. Hawai'i on Nov. 14 with a long run of 13 yards ... Did not travel for the Nevada trip on Nov. 21 because of an injury ... Rushed six times for 18 yards (3.0 avg.) with a long run of 22 yards at Colorado on Nov. 28 off the bench ... Ran four times for 17 yards (4.3 avg.) with a long run of eight yards in a reserve role with Colorado State on Dec. 5 ... Also had a 19-yard catch ... Rushed for 91 yards and a touchdown on 17 attempts at No. 14/16 Brigham Young, while adding a 4-yard catch ... Set career highs in both rushing attempts (17) and yards (91) ... The rushing touchdown was the first of his career (was playing in his 27th career game) ... Now has two overall touchdowns.

### SOPHOMORE SEASON - 2019 GAME-BY-GAME / RUSHING

Date	Opponent	GP	GS	No.	Yds.	Avg.	Lg.	TD	TD Lengths
A.31	Weber State			---	Did Not Play	-	Inj.	---	
S.7	at UCLA			---	Did Not Play	-	Inj.	---	
S.14	at New Mexico State			---	Did Not Play	-	Inj.	---	
S.21	Utah State*	1	0	0	0	0.00	0	0	
O.5	at Colorado State*	1	0	0	0	0.00	0	0	
O.12	Wyoming*	1	0	0	0	0.00	0	0	
O.19	at San José State*	1	0	9	27	3.00	13	0	
O.26	at UNLV*	1	0	6	31	5.17	14	0	
N.9	Nevada*	1	0	1	3	3.00	3	0	
N.15	Fresno State*	1	0	1	2	2.00	2	0	
N.23	at Hawai'i*	1	0	0	0	0.00	0	0	
N.30	Brigham Young*	1	0	5	13	2.60	8	0	
D.21	vs. Central Michigan~	1	0	8	34	4.25	19	0	
<b>2019 SEASON TOTALS</b>		<b>10</b>	<b>0</b>	<b>30</b>	<b>110</b>	<b>3.67</b>	<b>19</b>	<b>0</b>	

### JUNIOR SEASON - 2020 GAME-BY-GAME / RUSHING

Date	Opponent	GP	GS	No.	Yds.	Avg.	Lg.	TD	TD Lengths
O.24	UNLV*	1	0	11	89	<b>8.09</b>	24	0	
O.31	at Utah State*	1	0	6	23	3.83	11	0	
N.6	San José State*	1	0	1	1	1.00	1	0	
N.14	Hawai'i*	1	0	9	17	1.89	13	0	
N.21	at Nevada*			---	Did Not Play	---			
N.28	at Colorado	1	0	6	18	3.00	22	0	
D.5	Colorado State*	1	0	4	17	4.25	8	0	
D.12	at No. 14/16 Brigham Young	1	0	<b>17</b>	<b>92</b>	<b>5.41</b>	<b>25</b>	<b>1</b>	<b>25</b>
<b>2020 SEASON TOTALS</b>		<b>7</b>	<b>0</b>	<b>54</b>	<b>257</b>	<b>4.76</b>	<b>25</b>	<b>1</b>	

*Bold indicates season high. \* - Mountain West game. # - 2018 DXL Frisco Bowl (Toyota Stadium; Frisco, Texas). ~ - 2019 New Mexico Bowl (Dreamstyle Stadium; Albuquerque, N.M.).*



with a touchdown and a long run of 25 yards ... Also had three catches for 42 yards (14.0 avg.) with a long of 19 yards ... Played in seven of the team's eight games ... Ran for a then career-high 89 yards on 11 carries (8.09 avg.) in a reserve role against UNLV on Oct. 24 after entering the game with 150 yards in 20 games ... Had a then career-long 24-yard run ... Added a career-long 19-yard catch ... Ran for 23 yards on six attempts (3.8 avg.) at Utah State on Oct. 31 off the bench ... Ran once for one yard (1.0 avg.) vs. San José State on Nov. 6 ... Ran for 17 yards on nine carries (1.9 avg.) in time late

### SOPHOMORE SEASON (2019)

Played in 10 games because of an early injury, but only had six games with a carry ... Rushed 30 times for 110 yards (3.7 avg.) with a long run of 19 yards ... Also returned four kickoffs for 140 yards (35.0 avg.) with a 95-yard touchdown and four catches for 27 yards (6.8 avg.) ... Tied for second in the Mountain West and 12th nationally with one kick return touchdown ... Did not play in the opener with Weber State, or the following road games at UCLA and New Mexico State ... Made his debut against Utah State on

special teams, returning his first career kickoff for 18 yards ... Played on special teams at Colorado State and again vs. Wyoming ... Returned the opening kickoff 95 yards for a touchdown at San José State, while rushing a career-high eight times for a then career-best 27 yards ... It was the first touchdown of his career ... It was SDSU's first kick return for a touchdown since Juwan Washington had one on Dec. 23, 2017 vs. Army in the Armed Forces Bowl, ... Rushed six times for a then career-high 31 yards (5.2 avg.) with a long run of 14 yards in just 11 offensive snaps at UNLV, while returning two kickoffs for 27 yards (13.5 avg.) with a long of 14 yards ... Had a 3-yard rush in a pair of snaps against Nevada, while also seeing time on special teams ... Had a 3-yard rush and a 10-yard catch in four offensive snaps, and played special teams against Fresno State ... Had a 1-yard reception in four snaps at Hawai'i, while appearing on special teams ... Ran five times for 13 yards (2.6 avg.) and a long of eight yards in 10 snaps vs. Brigham Young, while adding an 8-yard catch ... Ran for a career-best 34 yards on eight carries (4.2 avg.) against Central Michigan in the New Mexico Bowl, including a career-long 19-yard run ... Also added a 7-yard catch.

### FRESHMAN SEASON (2018)

Played in 10 games on the season, starting once ... Rushed 11 times for 40 yards (3.6 avg) with a long of 16 yards ... Also had a 12-yard catch ... Did not play in the opener at No. 13/13 Stanford, but was on the travel

squad ... Also did not play vs. Sacramento State ... Played for the first time of his career against No. 23/25 Arizona State, logging snaps on special teams ... Recorded his first career carry against Eastern Michigan for one yard, while also playing on special teams ... Did not play at rv/No. 24 Boise State ... Played seven snaps against Air Force, rushing a four times for six yards (1.5 avg.) ... Started for the first time of his career vs. San José State, rushing five times for 22 yards (4.4 avg.) with a long of 16 yards ... Played on special teams at Nevada and at New Mexico ... Played on special teams vs. UNLV and one offensive snap, catching a 12-yard pass, the first reception of his career ... Played on special teams at Fresno State and again vs. Hawai'i ... Carried once for an 11-yard gain against Ohio in the DXL Frisco Bowl.

### REDSHIRT SEASON (2017)

Utilized his redshirt season.

### HIGH SCHOOL

Received four letters at Cedar Hill High School in Cedar Hill, Texas ... Led the Longhorns to a 34-7 record (.829) over his last three years as a running back ... Rushed for 2,070 yards and 26 touchdowns on 323 carries (6.4 avg.) over the three years, according to MaxPreps, while adding 113 catches for 1,749 yards (15.5 avg.) and 17 touchdowns ... Was an all-district utility MVP ... Also was chosen as the freshman newcomer of the year ... Was an academic all-district



pick ... Was a consensus three-star recruit by Rivals, ESPN, 247sports and Scout ... Received a grade of 86 by 247sports and a 78 by ESPN ... Ranked as the seventh-best all-purpose back by Rivals and the 15th by

247sports ... Scout ranked him as the 11th-best running back in the state of Texas.

## K. Williams' Career Statistics

Season	GP	GS	Rushing						Receiving				
			Att.	Yds.	TD	Lg.	Avg.	100+	No.	Yds.	Avg.	TD	Lg.
2018	10	1	11	40	0	16	3.6	0	1	12	12.0	0	12
2019	10	0	30	110	0	19	3.7	0	4	27	6.8	0	11
2020	7	0	54	257	1	25	4.8	0	3	42	14.0	0	19
<b>Career</b>	<b>27</b>	<b>1</b>	<b>95</b>	<b>417</b>	<b>1</b>	<b>25</b>	<b>4.4</b>	<b>0</b>	<b>8</b>	<b>81</b>	<b>10.1</b>	<b>0</b>	<b>19</b>

## 36 → New Zealand Williams




- ◆ Safety
- ◆ Freshman - High School, 6-2, 200
- ◆ Carson, Calif.
- ◆ St. Bernard High

Young defensive back who signed with the Aztecs in December 2020 and joined the program for spring ball in January 2021 ... Enters the 2021 season third on the depth

chart at the signature Aztec position in SDSU's 3-3-5 defense.

## 79 → Joey Wright



- ◆ Offensive Line
- ◆ Freshman - Redshirt, 6-5, 320
- ◆ Reno, Nev.
- ◆ Bishop Manogue High

◆ 2020 MW Fall All-Academic Team

Big, athletic offensive tackle who is coming off a redshirt season ... Enters 2021 as the

### PERSONAL

Kaegun Lashun Williams was born Oct. 14, 1998, in Stephenville, Texas ... Son of Scarlett Williams ... Picked San Diego State over offers from Colorado, Tennessee, California, Navy, Tulsa, North Texas, SMU, Kansas and New Mexico ... An interdisciplinary studies major.

### SINGLE-GAME BESTS

**Career Highs:** Carries: 17 at No. 14/16 Brigham Young (12/12/20); Rushing Yards: 92 at No. 14/16 Brigham Young (12/12/20); Rushing Touchdowns: 1 at No. 14/16 Brigham Young (12/12/20); Long Rush: 25

at No. 14/16 Brigham Young (12/12/20); Receptions: 1, eight times; Receiving Yards: 19 vs. Colorado State (12/5/20), vs. UNLV (10/24/20); Long Reception: 19 vs. Colorado State (12/5/20), vs. UNLV (10/24/20); Kick Returns: 2 at UNLV (10/26/19); Kick Return Yards: 95 at San José State (10/19/19); Kick Return Touchdowns: 1 at San José State (10/19/19); Long Kick Return: 95 at San José State (10/19/19); All-Purpose Yards: 108 vs. UNLV (10/24/20); Total Touchdowns: 1 at No. 14/16 Brigham Young (12/12/20), at San José State (10/19/19).

### HIGH SCHOOL

Attended St. Bernard High School in Playa del Rey, Calif., as a senior but the Vikings' 2020 campaign was postponed due to the COVID-19 pandemic ... Fellow 2021 signee Phillippe Wesley II also prepped at SNHS ... Played for JSerra Catholic High School in San Juan Capistrano, Calif., as a junior in 2019 after spending his first two prep seasons at Carson High ... Compiled 122 tackles, including 68 solo stops, five interceptions, eight pass deflections and one fumble recovery during his prep career, according to MaxPreps ... Also caught five passes for 98 yards and one touchdown as a wide receiver ... Enjoyed a stellar junior campaign at JSerra High, where he recorded 72 tackles (51 solo) to go with three interceptions and five pass deflections

... Logged a season-high 12 tackles (8 solos) and added an interception in the Leopards' 24-14 victory over Salt Lake City East High in the 2019 opener ... Was listed as a three-star recruit by Rivals, 247Sports and ESPN ... Received a scout grade of 84 by 247Sports and 71 by ESPN.

### PERSONAL

New Zealand Demond Williams was born Dec. 12, 2001, in Torrance, Calif. ... Son of Demond and Avernaoe Williams ... Chose the Aztecs after considering offers from Arizona, Arizona State, Colorado, Fresno State, Georgia, Kansas, Nebraska and Washington State, among others ... Also drew interest from Kansas State and Wisconsin ... Is majoring in business with an emphasis in finance.

backup right tackle to Brandon Crenshaw-Dickson.

### REDSHIRT SEASON (2020)

Redshirted his first season at SDSU.

### HIGH SCHOOL

Earned three letters at Bishop Manogue High School in Reno, Nev., with fellow Aztec signee Vai Kaho ... Helped the Miners to a pair of regional championships and a state runner-up finish in 2018 with an 11-4 record ... Bishop Manogue HS was 20-8 over his final two seasons ... Was a first-team all-state pick ... Led an offensive line that had its running backs rush for 3,188 yards and 39 touchdowns, averaging 245.2 yards per

game and 7.2 yards per carry ... A consensus three-star recruit by Rivals, 247sports and ESPN ... Rated as the fourth-best recruit in the state of Nevada by Rivals, and the fifth-best recruit by Rivals and 247sports ... Received a scout grade of 85 by 247sports and a 77 by Rivals.

### PERSONAL

Joseph Malcolm Wright was born March 27, 2001, in Brandon, Miss. ... Son of Joseph Wright and Magdalen Ramirez ... Picked SDSU over offers from Arizona, Arizona State, Nebraska, USC, Washington State, Eastern Michigan, Fresno State, Nevada and Utah State ... Majoring in international security and conflict resolution.



# Aztec Players



10 BOWL GAME APPEARANCES SINCE 2010 ▶ 21 CONFERENCE CHAMPIONSHIPS

## 42 → Brady Anderson

**LB -- Fr., 6-2, 220 -- Bakersfield, Calif. (Liberty High)**

Was a two-year letter winner at Liberty High School in Bakersfield, Calif. ... Helped the Patriots to a pair of league championships and perfect 5-0 conference records each year (2018-19) ... LHS was a combined 22-4 (.846) over his two seasons, reaching the section finals in 2018 with a 12-2 record and making the section semifinals in 2019 with a 10-2 mark ... Was all-league, all-area and the team's defensive MVP, while also captaining the Patriots ... According to MaxPreps, totaled 53 tackles as a junior in 2019 with three sacks, a forced fumble, fumble recovery and two pass breakups ... Had his senior season in 2020 wiped out because of the COVID-19 pandemic ... A scholar-athlete and member of the honor roll at LHS ... Also was a second baseman at Liberty HS, being named the team's MVP ... A three-star recruit by 247sports and ESPN ... Received a scout grade of 80 by 247sports and 71 by ESPN ... Picked the Aztecs over offers from Air Force, Army West Point, Fresno State, New Mexico, Cal Poly and Columbia ... Also was recruited by Washington State, Montana, Montana State, Northern Arizona, Penn and Sacramento State ... Father, Chris, played football at Chico State, while mother, Diana, played basketball and softball at Fresno City College.

## 30 → Noah Avinger

**CB -- Fr., 6-1, 175 -- Cerritos, Calif. (Servite High)**

Was a four-year letter winner at Servite High School in Anaheim, Calif. ... Was a two-time all-state selection and two-time all-Trinity League pick ... Did a little bit of everything for the Friars, working as a cornerback, wide receiver, kick returner and punt returner ... According to MaxPreps, amassed 65 tackles (39 solo) with five interceptions over the last two contested seasons in 2018-19 (2020 season was postponed because of the COVID-19 pandemic) ... Also caught 24 passes for 377 yards (15.7 avg.) and two touchdowns ... A scholar-athlete and member of the honor roll at SHS ... Also ran track at Servite HS, specializing in the 100 and 200 meters ... A consensus three-star recruit by Rivals, 247sports and ESPN ... Received a scout grade of 88 by 247sports and 78 by ESPN ... Rated as the 40th-best cornerback in the 2021 signing class by 247sports and the 46th overall recruit in the state of California ... Picked San Diego State over offers from Oregon, Utah, Arizona State, Washington State, Oregon State, Arizona, Boston College, Kansas, Boise State, Brigham Young, Colorado State, Hawai'i, Utah State and UNLV ... Brother, Lucky, is a junior running back with the Aztecs.

## 34 → CJ Baskerville

**S -- Fr., 6-2, 200 -- North Richland, Texas (Richland High)**

Lettered for four years at Richland High School in North Richland Hills, Texas ... Was all-district as a safety and a wide receiver ... According to MaxPreps, had 68 tackles last year as a junior (2019) with an interception and a forced fumble on defense ... On offense, totaled 59 catches for 802 yards (13.6 avg.) and six touchdowns ... Also competed on the track and field team at RHS, specializing in the 200 meters and long jump ... A consensus three-star recruit by Rivals, 247sports and ESPN ... Received a scout grade of 88 by 247sports and 77 by ESPN ... Rated as the 48th-best safety in the 2021 signing class and the 78th overall recruit in talent-rich Texas ... Picked SDSU over offers from Oklahoma State, Oregon State, Duke, Syracuse, Houston, Tulsa, SMU, Kansas and North Texas.

## 22 → Jaiden Brown

**CB -- Fr. -- 6-0, 160 -- San Diego, Calif. (Helix High)**

Earned three letters at nearby Helix High School ... Played his high school ball with current Aztecs Rashad Scott, Michael Shawcroft and Josh Simmons ... The Highlanders combined to go 32-9 over his three fall years (2017-19) and 14-1 in Grossmont League play before the 2020 season was canceled because of the COVID-19 pandemic ... Helped the 2019 squad

to a CIF Open Division title and the 2017 team to a CIF championship ... Was a two-time all-league selection (2018-19) ... According to MaxPreps, totaled four interceptions over his last two years and had three defensive touchdowns (two interceptions returns, one fumble return) ... Also played basketball for the Highlanders ... A three-star recruit by 247sports and ESPN, and a two-star recruit by Rivals ... Received a scout grade of 82 by 247sports and 72 by ESPN ... Signed with the Aztecs over offers from Nevada, Hawai'i, Fresno State, New Mexico, UNLV, Montana, Montana State and Northern Arizona.

## 37 → DJ Bryant

**CB -- Fr. -- 6-0, 175 -- Oakland, Calif. (San Leandro High)**

Received three letters at San Leandro High School in San Leandro, Calif. ... Was named the Western Alameda County Conference's offensive player of the year ... Also was a first-team all-league selection at quarterback and a second-team pick at defensive back ... Received an invite to the prestigious Elite 11 ... According to MaxPreps, had 114 tackles (87 solo), five interceptions, 20 pass breakups, three forced fumbles and a fumble recovery over his last two years from 2018-19 before the 2020 season was postponed because of COVID-19 ... On offense for his junior year in 2019, threw for 1,268 yards and 10 touchdowns, while rushing for 349 yards and seven touchdowns on 91 carries (3.8 avg.) ... Received three stars from ESPN with a scout grade of 71 ... Picked San Diego State over Sacramento State.

## 97 → Darrion Daulton

**DL -- Fr. -- 6-3, 280 -- Apple Valley, Minn. (Saguaro HS (Ariz.))**

Earned three letters at Saguaro High School in Scottsdale, Ariz. ... Helped the Sabercats to a 29-5 record (.853) over his three years, including a 13-0 mark in 5A play with three league titles ... SHS was 13-1 and won the state title in 2018 and followed that season up with a 11-2 record in 2019 and a state runner-up finish ... Was a first-team all-league selection ... According to MaxPreps, totaled 80 tackles, 5.5 sacks, 13 quarterback hurries, a forced fumble, fumble recovery, an interception and a pass breakup ... A three-star recruit by 247sports and ESPN, and a two-star recruit by Rivals ... Received a scout grade of 80 by 247sports and a 74 by ESPN ... Chose the Aztecs over other offers from Air Force, Army West Point, Navy, UNLV, Fordham, Idaho, Lehigh, Northern Colorado and Northern Arizona ... Also received recruiting interest from Oregon, North Carolina, Northwestern, Nevada, New Mexico, Rice, Tulane, New Mexico State, Yale and North Dakota ... Brother, Donovan, is a senior defensive back at Hawai'i, while his father, Donny, played football at Minnesota.

## 29 → Cam Davis

**RB -- Fr. -- 5-8, 180 -- Dallas, Texas (South Oak Cliff High)**

Earned three letters at South Oak Cliff High School in Dallas, Texas ... Helped the Golden Bears to a 29-6 (.829) record over his three seasons, including a 21-1 (.955) mark in league play with three conference titles ... Is a two-time first-team all-district pick ... According to MaxPreps, has rushed for 2,932 yards and 35 touchdowns on 272 attempts (10.8 avg.) for his career with 11 games with at least 100 yards ... Also has added 20 catches for 145 yards (7.3 avg.) with three touchdowns ... In a 9-2 season so far in 2020 (which included three forfeits because of COVID-19 issues with other teams), has rushed 82 times for 762 yards (9.3 avg.) with eight touchdowns, while adding 10 catches for 65 yards (6.5 avg.) and another score ... Ran for 1,291 yards last year for 14 touchdowns on 116 attempts (11.1 avg.) with two more receiving touchdowns as SOCHS went 9-3 ... In 2018, led the Golden Bears to a 11-1 record and perfect 7-0 mark in league play, rushing 74 times for 876 yards (11.8 avg.) and 13 touchdowns ... Has been on the honor roll at SOCHS ... Also competes on the school's track and field team, excelling in the 100, 200 and 400, and sprint relays ... A consensus three-star recruit by Rivals, 247sports and ESPN ... Received a scout grade of 83 by 247sports and 73 from ESPN ... Picked SDSU over offers from Texas Tech, Georgia Tech, UNLV, Utah State, Georgia State, Alcorn State and Illinois State ... Father, Jenohn, ran track at Texas A&M.



## 58 → Pa'a Ewaliko

**DL -- Fr. -- 6-4, 235 -- Seattle, Wash. (Ballard High)**

Has played two years at Ballard High School in Seattle, Wash. ... Led the Beavers to a 9-1 record in 2019, and a 6-0 Metro 3A mark and league title ... BHS had its 2020 slate wiped out due to COVID-19 ... Was a first-team all-metro selection in 2019 at both tight end and defensive end ... Caught 12 passes in 2019 for 198 yards (16.5 avg.) with three touchdowns (according to MaxPreps), while making over 60 tackles with 11 sacks on defense ... Also plays on the lacrosse team at BHS ... A three-star recruit by 247sports and ESPN, and a two-star recruit by Rivals ... Received a scout grade of 82 from 247sports and 72 by ESPN ... Ranked as the 25th-best recruit in the state of Washington by 247sports ... Picked the Aztecs over offers from Wyoming, Portland State, Central Washington, Eastern Washington, Northern Arizona and Northern Colorado ... Also received recruiting interest from Washington State, Weber State and Montana State ... Father played football at Washington.

## 78 → Ilaisa Gonebure

**OL -- Fr. -- 6-6, 290 -- Rocklin, Calif. (Rocklin High)**

Comes to the Aztecs from Rocklin High School in Rocklin, Calif., which wasn't able to play during the 2020 season because of the COVID-19 pandemic ... Spent his previous seasons at Capital Christian High School in Sacramento, Calif., where he had 116 tackles, 26 tackles for loss, 8.5 sacks and two fumble recoveries (according to MaxPreps) ... Also played offensive line for the Cougars ... Was named CCHS's outstanding lineman in 2019 ... Helped RHS to a sectional title in 2018 ... Competed at the U.S. Nationals U-16 team ... A consensus three-star recruit by Rivals, 247sports and ESPN ... Earned a scout grade of 83 by 247sports and 74 by ESPN ... Picked SDSU over offers from Oregon State, Nevada, Fresno State, San Jose State, Wyoming, New Mexico, UNLV, Tulane, Sacramento State, Florida International and Idaho ... Also received interest in the recruiting process from Texas, Mississippi State, TCU, Oregon, Arizona State, California, Colorado, UCLA, Washington State, Vanderbilt, Boise State, Brigham Young, Utah State and Louisiana.

## 49 → Cameron Harpole

**TE -- Fr. -- 6-4, 205 -- Plano, Texas (Prosper High)**

Has earned three letters at Prosper High School in Prosper, Texas ... Has helped the Eagles to a 26-9 (.743) record over the past three years ... Prosper's best season was an 11-3 finish in 2019 where it made the state quarterfinals, which came after a 9-3 record in 2018 ... Was an all-district selection at tight end ... Is a three-time all-academic district pick ... Played baseball for three years as well, earning all-district and all-academic honors ... A three-star recruit by 247sports and ESPN, and a two-star recruit by Rivals ... Received a scout grade of 81 by 247sports and 72 by ESPN ... Ranked as the 39th-best tight end in the 2021 signing class by ESPN ... Chose San Diego State over offers from Virginia, Coastal Carolina, Air Force, Army West Point, Louisiana-Monroe, Florida International, Sam Houston State, Bucknell, Columbia, Dartmouth, Fordham, Furman, Holy Cross, Houston Baptist, Penn, Prairie View A&M, William & Mary and Yale ... Also was looked at by Iowa State and Wyoming.

## 3 → Will Haskell

**QB -- Fr. -- 6-4, 200 -- Glendale, Ariz. (Ironwood High)**

A four-year player at Ironwood High School in Glendale, Ariz. ... An all-region selection ... According to MaxPreps, threw for 4,193 yards over his career with 44 touchdowns, completing 285 of 461 attempts for a 61.8 completion percentage ... Also rushed for 1,902 yards and 26 touchdowns on 206 carries (9.2 avg.) ... This past 2020 season, which was limited because

of COVID-19, threw for 1,863 yards and 22 touchdowns in eight games, while rushing 40 times for 453 yards (11.3 avg.) with another seven touchdowns ... In 2019, passed for 1,401 yards and 20 touchdowns in 10 games, and ran for 965 yards and 14 touchdowns ... Also played year of volleyball for the Eagles ... A consensus three-star recruit by Rivals, 247sports and ESPN ... Received a scout grade of 86 by 247sports and 73 from ESPN ... Rated as the 14th-best recruit in the state of Arizona by 247sports and 20th by ESPN ... Picked the Aztecs over offers from Iowa State, Duke, Fresno State, Akron and Northern Arizona ... Also was recruited by Alabama, Washington State, Oregon, Arizona State, Oregon State and Arizona.

## 56 → DJ Herman

**LB -- Fr. -- 6-2, 235 -- Las Vegas, Nev. (Bishop Gorman High)**

Played at powerhouse Bishop Gorman High School in Las Vegas, Nev. ... BGHS won 10 straight state titles from 2010-19 ... According to MaxPreps, totaled 74 tackles over the past two seasons (2018-19), adding 5.5 tackles for loss, three sacks, two interceptions and two forced fumbles ... The Gaels' 2020 slate was wiped out because of the COVID-19 pandemic ... A consensus three-star recruit by Rivals, 247sports and ESPN ... Received a scout grade of 83 by 247sports and 74 from ESPN ... Rated as the 10th-best recruit in the state of Nevada by ESPN and No. 11 by 247sports ... Chose SDSU over offers from Arizona State, Hawai'i, Army West Point, North Texas, Northern Arizona and Northern Colorado ... Also was looked at by UCLA, Boise State, Fresno State and UNLV.

## 98 → Avory Iosefa-Hart

**DL -- Fr. -- 6-5, 245 -- Temecula, Calif. (Chaparral High)**

Signed with the Aztecs late in the recruiting process ... Lettered four years at Chaparral High in Temecula, Calif. ... Helped the Pumas to a 4-1 record in the abbreviated spring season ... Was a second-team all-league selection in 2021, recording 26 tackles (14 solo), five sacks and 26 quarterback hurries ... A three-star recruit by 247sports with a scout grade of 82.

## 70 → Christian Jones

**OL -- Fr. -- 6-9, 350 -- San Luis Obispo, Calif. (SLO HS)**

A two-year letter winner at San Luis Obispo High School in San Luis Obispo, Calif. ... Led the Tigers to a 10-2 record in 2019 and a league title at 3-0 ... SLOHS's 2020 season was postponed to 2021 because of the COVID-19 pandemic ... A three-star recruit by 247sports and ESPN, and a two-star recruit by Rivals ... Received a scout grade of 81 by 247sports and 72 by ESPN ... Picked SDSU over offers from San Jose State and San Diego ... Also was recruited by USC, Stanford, Arizona State, California, UCLA, Oregon State, Fresno State, Cal Poly and Princeton.

## 71 → Xavier Leonard

**OL -- Fr. -- 6-4, 315 -- Arlington, Texas (Sam Houston High)**

Played three years at Sam Houston High School in Arlington, Texas ... Was the team's player of the week numerous times ... A three-star recruit by ESPN, and a two-star recruit by Rivals and 247sports ... Received a scout grade of 79 by 247sports and 71 by ESPN ... Chose San Diego State over offers from New Mexico, Grambling State and Incarnate Word ... Also drew recruiting interest from Baylor and Texas State.



# Aztec Players

10 BOWL GAME APPEARANCES SINCE 2010 ▶ 21 CONFERENCE CHAMPIONSHIPS



## 42 → Gus McGee

**TE -- Fr. -- 6-5, 245 -- Newburyport, Mass. (Christopher Columbus HS (Fla.))**  
Played last season at Christopher Columbus High School in Miami, Fla. ... Helped the Explorers to a 9-0 record ... Spent the previous two years at St. John's Prep in Danvers, Mass., where the Eagles went 21-3 (.875) ... Best SJP's best season was 2019, where it went 11-1 and won the state championship ... Also played on the basketball team and was a member of the track and field squad ... A consensus three-star recruit by Rivals, 247sports and ESPN ... Received a scout grade of 82 by 247sports and 72 from ESPN ... Chose SDSU over offers from Cincinnati, Tulane, UMass, James Madison, Austin Peay, Brown, Bucknell, Columbia, Dartmouth, Elon, Fordham, Georgetown, Harvard, Holy Cross, Monmouth, Penn, Villanova, William & Mary and Yale ... Also was recruited by Oregon, Northwestern, California, Oregon State, Boston College, UConn and Lafayette.

## 47 → JP Murphy

**TE -- Fr. -- 6-4, 220 -- Danville, Calif. (San Ramon Valley High)**  
Earned three varsity letters at San Ramon Valley High School in Danville, Calif., where the Wolves' 2020 fall season was postponed due to the COVID-19 pandemic ... Received first-team all-East Bay Athletic League honors at tight end and was a second-team honoree at defensive end in 2019 ... Has totaled 36 career receptions for 749 yards and 12 touchdowns, according to MaxPreps ... Caught 22 passes for 476 yards (21.6) and eight touchdowns as a junior ... His eight touchdowns ranked second in the EBAL that year, while his 476 receiving yards were fifth ... Has also played three years of varsity basketball as a prep ... Rated a three-star recruit by 247sports and ESPN and was regarded as a two-star prospect by Rivals ... Received a scout grade of 81 by 247sports and 71 by ESPN ... Listed 65th at his position nationally by ESPN ... Chose the Aztecs over the likes of Arizona State, USC, New Mexico, UNLV, San José State, Florida Atlantic and William & Mary ... His father John Murphy won three letters as a wide receiver at San José State from 1983-85.

## 85 → Josh Nicholson

**WR -- Fr. -- 6-0, 175 -- Grand Prairie, Texas (South Grand Prairie HS)**  
Was a four-year varsity competitor at South Grand Prairie High School in Texas ... Helped the Warriors advance to the second round of the 2020 Texas Conference 6A Division I playoffs in his final prep season ... Received second-team all-District 7-6A recognition as a junior in 2019 after catching 30 passes for 403 yards and five touchdowns ... Was clocked at 4.48 in the 40-yard dash, according to Rivals ... Also competed on the South Grand Prairie High track and field team ... Signed with the Aztecs after fielding offers from Texas State and Weber State ... Also drew interest from Kansas ... Has trained with former Brigham Young standout wide receiver Margin Hooks, who ranks among the Cougars' career leaders in receptions and receiving yards.

## 30 → Dominic Oliver

**LB -- Fr. -- 6-3, 220 -- San Jose, Calif. (Valley Christian High)**  
Two-year varsity performer at Valley Christian High School in San Jose, Calif., where the Warriors' 2020 campaign was postponed due to the COVID-19 pandemic ... Played on the defensive line and at wide receiver, helping Valley Christian High to a 22-5 (.815) record over a two-year span, highlighted by a West Catholic Athletic League championship in 2019 to go with consecutive berths in the CIF Central Coast Section finals ... The Warriors additionally appeared in the Division I-A NorCal regional championship in 2018 ... Garnered second-team all-WCAL accolades as a junior after posting 62 tackles, including 29 solo stops and 15 tackles for a loss, according to MaxPreps ... Also finished with 5.5 sacks, four passes deflected and two fumble recoveries that season ... Played varsity baseball as a prep sopho-

more ... Was rated a three-star recruit by Rivals, 247Sports and ESPN ... Earned a scout grade of 83 by 247sports and a 73 by ESPN ... Was ranked 98th on Rivals' top 100 recruits in California ... Chose the Aztecs after weighing offers from Arizona, Colorado State, Fresno State, Hawai'i, Kansas, Nevada, San José State, Tulane, UNLV and Wyoming, among others.

## 77 → Josh Simmons

**OL -- Fr. -- 6-6, 330 -- San Diego, Calif. (Helix High)**

A local product out of nearby Helix High School in La Mesa, Calif. ... Previously prepped at Madison High School and was slated to play for the Highlanders in 2020 before COVID postponed the season ... Fellow Helix Highlander Jaiden Brown also signed with the Aztecs in December ... A consensus four-star recruit by Rivals, 247sports and ESPN ... Received a scout grade of 89 by 247sports and 81 by ESPN ... Rated as the 14th-best guard in the 2021 recruiting class by ESPN and 21st by 247sports, and the 19th-best strongside defensive end by Rivals ... Was listed as the 24th-best recruit in the state of California regardless of position by ESPN, 25th by Rivals and 35th by 247sports ... Chose San Diego State over numerous offers, including Georgia, Michigan, Oklahoma, Oklahoma State, USC, Washington, Penn State, Oregon, Michigan State, Miami, West Virginia, Nebraska, Kentucky, Utah, Arizona State, Colorado, Washington State, Oregon State, UCLA, Arizona, Duke, Illinois, Boise State, Utah State and UNLV, while receiving interest from LSU and Texas.

## 63 → Ross Ulugalu-Maseuli

**OL -- Fr. -- 6-4, 340 -- San Diego, Calif. (Mater Dei High)**

Played his senior season in the spring at powerhouse Mater Dei High School in Santa Ana, Calif., helping the Monarchs to a perfect 5-0 record ... Also prepped at JSerra Catholic High School in San Juan Capistrano, Calif., in 2019 and Cathedral Catholic High School in San Diego, Calif., in 2018 ... Helped Cathedral Catholic HS to a 12-2 record and league title (4-0) as a sophomore ... Was a three-star recruit by Rivals, 247sports and ESPN ... Received a scout grade of 84 by 247sports and 76 from ESPN ... Ranked 77th talent-rich California according to ESPN and 84th by 247sports ... Picked San Diego State over numerous offers, including Alabama, Michigan, USC, Oregon, Miami, Washington State, Arizona, Kansas, Fresno State and Hawai'i.

## 41 → Phillippe Wesley II


**WR -- Fr. -- 6-0, 185 -- Grandview, Mo. (St. Bernard High (Calif.))**

Did not play his final year at St. Bernard High School, where the Vikings' 2020 football schedule was postponed to the spring 2021 due to the COVID-19 pandemic ... Won three letters at Bishop Miege High in Overland Park, Kan. ... Played wide receiver and cornerback, helping the Stags capture three straight Kansas Division 4A state championships from 2017-19 ... Was part of a prolific offense that outscored the opposition by an average score of 59-15 in 15 state playoff games during that span, according to MaxPreps ... Also played baseball at Bishop Miege High ... Was rated a three-star recruit by 247sports and ESPN and was regarded as a two-star prospect by Rivals ... Received a scout grade of 86 by 247sports and a 75 by ESPN ... Picked the Aztecs over offers from Arizona State, Kansas, Columbia, Princeton and Yale ... Also drew interest from Baylor, Minnesota, Missouri and UNLV ... Fellow incoming recruit New Zealand Williams also attended St. Bernard High, but graduated early and joined the Aztecs for the 2021 spring season.

# Season In Review



10 BOWL GAME APPEARANCES SINCE 2021 ► 21 CONFERENCE CHAMPIONSHIPS



*In 2020, senior Tariq Thompson became the first Aztec in program history to earn all-league (first or second team) in four separate seasons, and joined Rashaad Penny (first-team kick returner from 2015-17, first-team running back in 2017) and Kirk Morrison (honorable mention in 2001, first team from 2002-04) as the only SDSU players to earn all-conference honors four times.*

## Inside:

Results and Statistics	108
Participation	111
Scoring Drives	113
Big Plays	114
Miscellaneous Statistics	115
MW Statistics	118
UNLV Recap	120
Utah State Recap	121
San José State Recap	122
Hawai'i Recap	123
Nevada Recap	124
Colorado Recap	125
Colorado State Recap	126
Brigham Young Recap	127



# 2020 Season Results and Statistics



10 BOWL GAME APPEARANCES SINCE 2010 ▶ 21 CONFERENCE CHAMPIONSHIPS

## 2020 Results - Overall: 4-4 / Mountain West: 4-2 / Home: 3-1 / Road: 1-3 / Neutral: 0-0

Date	Opponent	SDSU Rk.	Opp. Rk.	TV	Site	Time/Result	Attend.	Top SDSU Rusher	Top SDSU Passer	Top SDSU Receiver	Top SDSU Tackler
Oct. 24	UNLV*	--	--	CBSSN	Carson	W, 34-6	0	G. Bell (19-111-0)	Baker (12-25-0, 137, 1)	Dedeaux (2-16-1)	Johnson Jr. (10)
Oct. 31	at Utah State*	rv/--	--	CBSSN	Logan	W, 38-7	5,116	G. Bell (22-157-1)	Baker (18-27-0, 163, 2)	Smith (6-64-1)	Three tied at (5)
Nov. 6	San José State*	rv/rv	--	CBSSN	Carson	L, 17-28	0	G. Bell (25-109-1)	Baker (21-30-1, 261, 0)	Matthews (6-139-0)	Shawcroft (7)
Nov. 14	Hawaii*	--	--	Spectrum	Carson	W, 34-10	0	G. Bell (19-160-2)	Baker (4-13-2, 30, 0)	Four with 1 reception	Three tied at (7)
Nov. 21	at Nevada*	--	--	CBS	Reno	L, 21-26	50	C. Bell (11-42-0)	L. Johnson (14-24-0, 184, 1)	Matthews (5-80-0)	Hall (11)
Nov. 27	at Fresno State*	--	--	FS1	Fresno	Canceled	--	--	--	--	--
Nov. 28	at Colorado	--	--	P12NW	Boulder	L, 10-20	0	Brookshire (13-50-0)	Brookshire (7-19-1, 50, 0)	Bellinger (3-38-0)	C. Thomas (14)
Dec. 5	Colorado State*	--	--	CBSSN	Carson	W, 29-17	0	Brookshire (23-38-0)	Brookshire (14-24-0, 130, 1)	Bellinger (5-53-0)	C. Thomas (8)
Dec. 12	at Brigham Young	--	14/16	ESPN2	Provo	L, 14-28	1,099	Williams (17-92-1)	Brookshire (21-31-1, 230, 1)	Matthews (5-51-0)	Tr. Thompson/Hawkins (7)

Rankings listed (AP/USA Today). \* - Mountain West Game.

### TEAM STATISTICS

<b>SCORING</b>	<b>197</b>	<b>142</b>				
Points Per Game	24.6	17.8				
Points Off Turnovers	34	30				
<b>FIRST DOWNS</b>	<b>152</b>	<b>122</b>				
Rushing	83	51				
Passing	62	59				
Penalty	7	12				
<b>RUSHING YARDAGE</b>	<b>1,595</b>	<b>786</b>				
Yards gained rushing	1,848	1,052				
Yards lost rushing	253	266				
Rushing Attempts	357	258				
Average Per Rush	4.5	3.0				
Average Per Game	199.4	98.2				
TDs Rushing	14	5				
<b>PASSING YARDAGE</b>	<b>1,211</b>	<b>1,482</b>				
Comp-Att-Int	115-203-5	157-262-8				
Average Per Pass	6.0	5.7				
Average Per Catch	10.5	9.4				
Average Per Game	151.4	185.2				
TDs Passing	6	11				
<b>TOTAL OFFENSE</b>	<b>2,806</b>	<b>2,268</b>				
Total Plays	560	520				
Average Per Play	5.0	4.4				
Average Per Game	350.8	283.5				
<b>KICK RETURNS: #-Yards</b>	<b>16-427</b>	<b>13-338</b>				
<b>PUNT RETURNS: #-Yards</b>	<b>23-245</b>	<b>15-150</b>				
<b>INT RETURNS: #-Yards</b>	<b>8-173</b>	<b>5-23</b>				
<b>KICK RETURN AVERAGE</b>	<b>26.7</b>	<b>26.0</b>				
<b>PUNT RETURN AVERAGE</b>	<b>10.7</b>	<b>10.0</b>				
<b>INT RETURN AVERAGE</b>	<b>21.6</b>	<b>4.6</b>				
<b>FUMBLES-LOST</b>	<b>9-6</b>	<b>13-5</b>				
<b>PENALTIES-Yards</b>	<b>38-339</b>	<b>35-265</b>				
Average Per Game	42.4	33.1				
<b>PUNTS-Yards</b>	<b>40-1,838</b>	<b>55-2,318</b>				
Average Per Punt	46.0	42.1				
Net punt average	40.7	37.3				
<b>KICKOFFS-Yards</b>	<b>41-2,637</b>	<b>32-1,966</b>				
Average Per Kick	64.3	61.4				
Net kick average	39.0	36.4				
<b>TIME OF POSSESSION/Game</b>	<b>32:15</b>	<b>27:45</b>				
<b>3RD-DOWN Conversions</b>	<b>44/120</b>	<b>36/121</b>				
3rd-Down Pct	37%	30%				
<b>4TH-DOWN Conversions</b>	<b>8/17</b>	<b>8/10</b>				
4th-Down Pct	47%	80%				
<b>SACKS BY-Yards</b>	<b>20-143</b>	<b>17-107</b>				
<b>MISC YARDS</b>	<b>0</b>	<b>4</b>				
<b>TOUCHDOWNS SCORED</b>	<b>24</b>	<b>16</b>				
<b>FIELD GOALS-ATTEMPTS</b>	<b>10-14</b>	<b>10-14</b>				
<b>ON-SIDE KICKS</b>	<b>0-0</b>	<b>0-0</b>				
<b>RED-ZONE SCORES</b>	<b>(21-29) 72%</b>	<b>(19-23) 83%</b>				
<b>RED-ZONE TOUCHDOWNS</b>	<b>(13-29) 45%</b>	<b>(12-23) 52%</b>				
<b>PAT-ATTEMPTS</b>	<b>(23-24) 96%</b>	<b>(14-15) 93%</b>				
<b>ATTENDANCE</b>	<b>0</b>	<b>6,265</b>				
Games/Avg Per Game	4/0	4/1,566				
Neutral Site Games		0/0				
<b>SCORE BY QUARTER</b>	<b>1st</b>	<b>2nd</b>	<b>3rd</b>	<b>4th</b>	<b>OT</b>	<b>Total</b>
San Diego State	59	84	14	40	-	197
Opponents	20	58	32	32	-	142

### RUSHING

Player	G	Att.	Gain	Loss	Net	Avg.	TD	Long	YPG	100+	Hi Gm
BELL, Greg	7-4	113	674	37	637	5.6	6	62	91.0	4	160
BELL, Chance	7-0	56	290	17	273	4.9	3	30	39.0	0	98
WILLIAMS, Kaegun	7-0	54	289	32	257	4.8	1	25	36.7	0	92
BYRD, Jordan	8-3	35	235	10	225	6.4	2	73	28.1	0	73
BROOKSHIRE, Jordon	3-2	45	152	51	101	2.2	0	20	33.7	0	50
JOHNSON, Lucas	3-1	8	93	13	80	10.0	1	35	26.7	0	51
JASMIN, Chase	1-0	5	26	0	26	5.2	0	8	26.0	0	26
BUSBEE, BJ	8-3	1	6	0	6	6.0	0	6	0.8	0	6
KULJIAN, Tanner	8-0	1	6	0	6	6.0	0	6	0.8	0	6
LOTULELEI, Leka	6-0	1	6	0	6	6.0	0	6	1.0	0	6
ARMSTEAD, Jaylon	1-0	1	5	0	5	5.0	0	5	5.0	0	5
BAKER, Carson	6-5	25	66	65	1	0.0	1	17	0.2	0	26
MATTHEWS, Jesse	8-8	1	0	1	-1	-1.0	0	0	-0.1	0	-1
DEDEAUX, Ethan	7-2	1	0	2	-2	-2.0	0	0	-0.3	0	0
TEAM	8-0	10	0	25	-25	-2.5	0	0	-3.1	0	0
<b>SDSU TOTALS</b>	<b>8</b>	<b>357</b>	<b>1,848</b>	<b>253</b>	<b>1,595</b>	<b>4.5</b>	<b>14</b>	<b>73</b>	<b>199.4</b>	<b>4</b>	<b>160</b>
<b>OPPONENTS</b>	<b>8</b>	<b>258</b>	<b>1,052</b>	<b>266</b>	<b>786</b>	<b>3.0</b>	<b>5</b>	<b>43</b>	<b>98.2</b>	<b>1</b>	<b>124</b>

### PASSING

Player	G	Effic.	Cmp.	Att.	Int.	Pct.	Yds.	TD	Long	YPG
BAKER, Carson	6-5	110.32	59	104	3	56.7	617	3	51	102.8
BROOKSHIRE, Jordon	3-2	106.81	42	74	2	56.8	410	2	28	136.7
JOHNSON, Lucas	3-1	136.48	14	24	0	58.3	184	1	35	61.3
TEAM	8-0	0.00	0	1	0	0.0	0	0	0	0.0
<b>SDSU TOTALS</b>	<b>8</b>	<b>111.59</b>	<b>115</b>	<b>203</b>	<b>5</b>	<b>56.7</b>	<b>1,211</b>	<b>6</b>	<b>51</b>	<b>151.4</b>
<b>OPPONENTS</b>	<b>8</b>	<b>115.19</b>	<b>157</b>	<b>262</b>	<b>8</b>	<b>59.9</b>	<b>1,482</b>	<b>11</b>	<b>75</b>	<b>185.2</b>

### RECEIVING

Player	G	No.	Yds.	Avg.	TD	Long	YPG	100+	Hi Re.	Hi Yd.
MATTHEWS, Jesse	8-8	24	326	13.6	1	51	40.8	1	6	139
BELLINGER, Daniel	8-8	21	203	9.7	0	21	25.4	0	5	53
SMITH, Kobe	7-4	13	122	9.4	2	23	17.4	0	6	64
BELL, Greg	7-4	11	114	10.4	1	29	16.3	0	6	42
KOTHE, Elijah	7-3	7	111	15.9	1	33	15.9	0	2	33
BUSBEE, BJ	8-3	7	49	7.0	0	17	6.1	0	2	24
BYRD, Jordan	8-3	7	12	1.7	0	9	1.5	0	2	13
DEDEAUX, Ethan	7-2	5	36	7.2	1	12	5.1	0	2	16
SULLIVAN, TJ	8-0	4	56	14.0	0	27	7.0	0	2	31
RICHARDSON, Isaiah	8-0	4	43	10.8	0	21	5.4	0	2	21
WILLIAMS, Kaegun	7-0	3	42	14.0	0	19	6.0	0	1	19
BENSON, Dominic	8-0	3	37	12.3	0	15	6.2	0	2	22
GIVAN, Nolan	8-2	3	34	11.3	0	14	4.2	0	2	20
BELL, Chance	7-0	3	26	8.7	0	14	3.7	0	1	14
<b>SDSU TOTALS</b>	<b>8</b>	<b>115</b>	<b>1,211</b>	<b>10.5</b>	<b>6</b>	<b>51</b>	<b>151.4</b>	<b>1</b>	<b>6</b>	<b>139</b>
<b>OPPONENTS</b>	<b>8</b>	<b>157</b>	<b>1,482</b>	<b>9.4</b>	<b>11</b>	<b>75</b>	<b>185.2</b>	<b>3</b>	<b>8</b>	<b>133</b>

# 2020 Season Statistics



10 BOWL GAME APPEARANCES SINCE 2010 ▶ 21 CONFERENCE CHAMPIONSHIPS

REVIEW ▶ 2020 SEASON STATISTICS

PUNT RETURNS					
Player	No.	Yards	Avg.	TD	Long
MATTHEWS, Jesse	12	113	9.4	0	29
BYRD, Jordan	7	34	4.9	0	13
BUSBEE, BJ	3	87	29.0	1	90
THOMPSON, Trenton	1	0	0.0	0	0
SHAWCROFT, Michael	0	11	0.0	0	11
<b>SDSU TOTALS</b>	<b>23</b>	<b>245</b>	<b>10.7</b>	<b>1</b>	<b>90</b>
<b>OPPONENTS</b>	<b>15</b>	<b>150</b>	<b>10.0</b>	<b>0</b>	<b>29</b>

KICKOFF RETURNS					
Player	No.	Yards	Avg.	TD	Long
BYRD, Jordan	12	383	31.9	1	93
BUSBEE, BJ	2	37	18.5	0	19
BELL, Chance	1	7	7.0	0	7
TEAM	1	0	0.0	0	0
<b>SDSU TOTALS</b>	<b>16</b>	<b>427</b>	<b>26.7</b>	<b>1</b>	<b>93</b>
<b>OPPONENTS</b>	<b>13</b>	<b>338</b>	<b>26.0</b>	<b>0</b>	<b>48</b>

INTERCEPTION RETURNS					
Player	No.	Yards	Avg.	TD	Long
HALL, Darren	3	72	24.0	1	57
OLUBI, Segun	1	71	71.0	1	71
SCOTT, Rashad	1	17	17.0	0	17
LAKALAKA, Seyddrick	1	8	8.0	0	8
THOMPSON, Tariq	1	5	5.0	0	5
HAWKINS, Tayler	1	0	0.0	0	0
<b>SDSU TOTALS</b>	<b>8</b>	<b>173</b>	<b>21.6</b>	<b>2</b>	<b>71</b>
<b>OPPONENTS</b>	<b>5</b>	<b>23</b>	<b>4.6</b>	<b>0</b>	<b>11</b>

FUMBLE RETURNS					
Player	No.	Yards	Avg.	TD	Long
<b>SDSU TOTALS</b>	<b>0</b>	<b>0</b>	<b>0.0</b>	<b>0</b>	<b>0</b>
<b>OPPONENTS</b>	<b>0</b>	<b>0</b>	<b>0.0</b>	<b>0</b>	<b>0</b>

PUNTING (NET)										
Player	No.	Yds.	Avg.	Lg.	TB	I20	50+	Blk.	Yds.	Avg.
KULJIAN, T.	35	1,589	45.4	70	3	12	9	0	1,393	39.8
ARAIZA, M.	5	249	49.8	58	0	2	4	0	235	47.0
<b>SDSU TOTALS</b>	<b>40</b>	<b>1,838</b>	<b>46.0</b>	<b>70</b>	<b>3</b>	<b>14</b>	<b>13</b>	<b>0</b>	<b>1,628</b>	<b>40.7</b>
<b>OPPONENTS</b>	<b>55</b>	<b>2,318</b>	<b>42.1</b>	<b>63</b>	<b>1</b>	<b>22</b>	<b>13</b>	<b>1</b>	<b>2,053</b>	<b>37.3</b>

FIELD GOALS									
Player	FGM-A	Pct.	1-19	20-29	30-39	40-49	50+	Lg.	
ARAIZA, Matt	10-14	71.4	0-0	5-5	3-4	2-4	0-1	48	
UNLV: 27g, 22g; USU: 33 blk, 45 wl, 28g; SJSU: 34g; UH: 27g, 36g; NV: none; CU: 48g, 50 blk, 44 wr, CSU: 40g, 21g, 38g; BYU: none									
<b>SDSU TOTALS</b>	<b>10-14</b>	<b>71.4</b>	<b>0-0</b>	<b>5-5</b>	<b>3-4</b>	<b>2-4</b>	<b>0-1</b>	<b>48</b>	
<b>OPPONENTS</b>	<b>10-14</b>	<b>71.4</b>	<b>0-0</b>	<b>4-4</b>	<b>3-3</b>	<b>2-5</b>	<b>1-2</b>	<b>50</b>	

KICKOFFS (NET)									
Player	No.	Yds.	Avg.	TB	OB	Ret.	Yds.	Avg.	
ARAIZA, Matt	41	2,637	64.3	28	0	338	1,599	39.0	
<b>SDSU TOTALS</b>	<b>41</b>	<b>2,637</b>	<b>64.3</b>	<b>28</b>	<b>0</b>	<b>338</b>	<b>1,599</b>	<b>39.0</b>	
<b>OPPONENTS</b>	<b>32</b>	<b>1,966</b>	<b>61.4</b>	<b>15</b>	<b>1</b>	<b>427</b>	<b>1,164</b>	<b>36.4</b>	

TOTAL OFFENSE						
Player	G	Plays	Rush	Pass	Total	YPG
BELL, Greg	7-4	113	637	0	637	91.0
BAKER, Carson	6-3	129	1	617	618	103.0
BROOKSHIRE, Jordon	3-2	119	101	410	511	170.3
BELL, Chance	7-0	56	273	0	273	39.0
JOHNSON, Lucas	3-0	32	80	184	264	88.0
WILLIAMS, Kaegun	7-0	54	257	0	257	36.7
BYRD, Jordan	8-3	35	225	0	225	28.1
JASMIN, Chase	1-0	5	26	0	26	26.0
BUSBEE, BJ	8-3	1	6	0	6	0.8
LOTULELEI, Leka	6-0	1	6	0	6	1.0
KULJIAN, Tanner	8-0	1	6	0	6	0.8
ARMSTEAD, Jaylon	1-0	1	5	0	5	5.0
MATTHEWS, Jesse	8-8	1	-1	0	-1	-0.1
DEDEAUX, Ethan	7-2	1	-2	0	-2	-0.3
TEAM	8-0	11	-25	0	-25	-3.1
<b>SDSU TOTALS</b>	<b>8</b>	<b>560</b>	<b>1,595</b>	<b>1,211</b>	<b>2,806</b>	<b>350.8</b>
<b>OPPONENTS</b>	<b>8</b>	<b>520</b>	<b>786</b>	<b>1,482</b>	<b>2,268</b>	<b>283.5</b>

SCORING									
Player	TD	FGs	Kick	PATs				Safety	Points
				Rush	Rcv.	Pass	DXP		
ARAIZA, Matt	0	10-14	23-24	0-0	0	0-0	0	0	53
BELL, Greg	7	0-0	0-0	0-0	0	0-0	0	0	42
BELL, Chance	3	0-0	0-0	0-0	0	0-0	0	0	18
BYRD, Jordan	3	0-0	0-0	0-0	0	0-0	0	0	18
SMITH, Kobe	2	0-0	0-0	0-0	0	0-0	0	0	12
DEDEAUX, Ethan	1	0-0	0-0	0-0	0	0-0	0	0	6
WILLIAMS, Kaegun	1	0-0	0-0	0-0	0	0-0	0	0	6
BAKER, Carson	1	0-0	0-0	0-0	0	0-0	0	0	6
JOHNSON, Lucas	1	0-0	0-0	0-0	0	0-0	0	0	6
OLUBI, Segun	1	0-0	0-0	0-0	0	0-0	0	0	6
KOTHE, Elijah	1	0-0	0-0	0-0	0	0-0	0	0	6
MATTHEWS, Jesse	1	0-0	0-0	0-0	0	0-0	0	0	6
BUSBEE, BJ	1	0-0	0-0	0-0	0	0-0	0	0	6
HALL, Darren	1	0-0	0-0	0-0	0	0-0	0	0	6
<b>SDSU TOTALS</b>	<b>24</b>	<b>10-14</b>	<b>23-24</b>	<b>0-0</b>	<b>0</b>	<b>0-0</b>	<b>0</b>	<b>0</b>	<b>197</b>
<b>OPPONENTS</b>	<b>16</b>	<b>10-14</b>	<b>14-15</b>	<b>0-0</b>	<b>1</b>	<b>1-1</b>	<b>0</b>	<b>0</b>	<b>142</b>

ALL-PURPOSE YARDAGE									
Player	G	Rush	Rec.	PR	KOR	IR	Total	YPG	
BELL, Greg	7	637	114	0	0	0	751	107.3	
BYRD, Jordan	8	225	12	34	383	0	654	81.8	
MATTHEWS, Jesse	8	-1	326	113	0	0	438	54.8	
BELL, Chance	7	273	26	0	7	0	306	43.7	
WILLIAMS, Kaegun	7	257	42	0	0	0	299	42.7	
BELLINGER, Daniel	8	0	203	0	0	0	203	25.4	
BUSBEE, BJ	8	6	49	87	37	0	179	22.4	
SMITH, Kobe	7	0	122	0	0	0	122	17.4	
KOTHE, Elijah	7	0	111	0	0	0	111	15.9	
BROOKSHIRE, Jordon	3	101	0	0	0	0	101	33.7	
JOHNSON, Lucas	3	80	0	0	0	0	80	26.7	
HALL, Darren	8	0	0	0	0	72	72	9.0	
OLUBI, Segun	7	0	0	0	0	71	71	10.1	
SULLIVAN, TJ	8	0	56	0	0	0	56	7.0	
RICHARDSON, Isaiah	8	0	43	0	0	0	43	5.4	
BENSON, Dominic	6	0	37	0	0	0	37	6.2	
DEDEAUX, Ethan	7	-2	36	0	0	0	34	4.9	
GIVAN, Nolan	8	0	34	0	0	0	34	4.2	
JASMIN, Chase	1	26	0	0	0	0	26	26.0	
SCOTT, Rashad	5	0	0	0	0	17	17	3.4	
SHAWCROFT, Michael	8	0	0	11	0	0	11	1.4	
LAKALAKA, Seyddrick	7	0	0	0	0	8	8	1.1	
KULJIAN, Tanner	8	6	0	0	0	0	6	0.8	
LOTULELEI, Leka	6	6	0	0	0	0	6	1.0	
THOMPSON, Tariq	8	0	0	0	0	5	5	0.6	
ARMSTEAD, Jaylon	1	5	0	0	0	0	5	5.0	
BAKER, Carson	6	1	0	0	0	0	1	0.2	
TEAM	8	-25	0	0	0	0	-25	-3.1	
<b>SDSU TOTALS</b>	<b>8</b>	<b>1,595</b>	<b>1,211</b>	<b>245</b>	<b>427</b>	<b>173</b>	<b>3,651</b>	<b>456.4</b>	
<b>OPPONENTS</b>	<b>8</b>	<b>786</b>	<b>1,482</b>	<b>150</b>	<b>338</b>	<b>23</b>	<b>2,779</b>	<b>347.4</b>	

AZTEC FOOTBALL MEDIA GUIDE



# 2020 Season Statistics



10 BOWL GAME APPEARANCES SINCE 2010 ▶ 21 CONFERENCE CHAMPIONSHIPS

## DEFENSIVE

Player	GP-GS	-----Tackles-----			--Sacks--		-----Pass Def-----		----Fumbles----			Blk		
		Solo	Ast.	Total	TFL/Yds.	No.-Yards	Int.-Yds	BrUp	QBH	Rcv.-Yds	FF	Kick	Saf.	
THOMPSON, Tariq	8-8	25	16	41	1.5-7	.	1-5	3	.	1-0	1	.	.	
JOHNSON, Dwayne	7-7	22	17	39	1.5-5	1.0-4	.	3	1	.	.	.	.	
HAWKINS, Tayler	8-8	24	14	38	.	.	1-0	3	.	.	.	.	.	
HALL, Darren	8-8	31	7	38	2.0-5	.	3-72	6	.	.	.	.	.	
THOMPSON, Trenton	7-4	26	10	36	4.5-11	.	.	3	.	.	.	1	.	
THOMAS, Cameron	8-8	21	14	35	9.5-48	4.0-34	.	1	14	.	.	.	.	
SHAWCROFT, Michael	8-5	24	11	35	5.0-20	1.5-6	.	.	3	2-0	2	.	.	
McDONALD, Caden	8-8	15	19	34	10.0-48	4.5-33	.	3	10	.	1	.	.	
ALEKI, Andrew	6-5	17	13	30	2.5-6	.	.	2	3	.	.	.	.	
LAKALAKA, Seyddrick	7-6	16	12	28	6.0-24	.	1-8	1	1	.	1	.	.	
TAVAI, Jonah	8-5	15	10	25	6.0-45	3.5-38	.	.	5	.	1	.	.	
OLUBI, Segun	7-0	5	10	15	0.5-0	.	1-71	.	2	.	.	.	.	
BANKS, Keshawn	7-7	9	5	14	5.0-20	.	.	.	6	1-0	1	.	.	
BARFIELD, Cedarius	7-4	9	4	13	2.0-6	.	.	1	.	.	.	.	.	
MITCHELL, Connor	7-1	7	5	12	3.5-14	3.0-14	.	.	1	.	.	.	.	
McMORRIS, Patrick	7-1	5	5	10	1.5-2	.	.	1	.	.	.	.	.	
NEVES, Kahi	5-3	3	5	8	1.5-5	1.0-4	.	.	4	.	.	.	.	
BRANCH, Dallas	8-0	5	2	7	.	.	.	.	.	.	.	.	.	
LECKY, Jalil	8-0	4	2	6	2.5-12	1.5-10	.	.	2	.	.	.	.	
ALVES, Andrew	8-0	2	1	3	.	.	.	.	.	1-0	.	.	.	
BELLINGER, Daniel	8-8	2	1	3	.	.	.	.	.	.	.	.	.	
WILLIAMS, Kaegun	7-0	2	1	3	.	.	.	.	.	.	.	.	.	
WHITE, Kyrion	6-0	2	1	3	.	.	.	.	.	.	1	.	.	
GIVAN, Nolan	8-3	2	.	2	.	.	.	.	.	.	.	.	.	
SCOTT, Rashad	5-0	2	.	2	.	.	1-17	.	.	.	.	.	.	
ARAIZA, Matt	8-0	2	.	2	.	.	.	.	.	.	.	.	.	
TUMBLIN, Noah	7-0	2	.	2	.	.	.	.	.	.	.	.	.	
FOUNTAIN, Garret	5-0	2	.	2	.	.	.	.	.	.	1	.	.	
KULJIAN, Tanner	8-0	1	.	1	.	.	.	.	.	.	.	.	.	
MAILANGI, Sefo	6-0	1	.	1	.	.	.	.	.	.	.	.	.	
BELL, Greg	7-4	1	.	1	.	.	.	.	.	.	.	.	.	
BROWN, Adonis	3-0	.	1	1	.	.	.	.	.	.	.	.	.	
BUSBEE, BJ	8-3	1	.	1	.	.	.	.	.	.	.	.	.	
<b>SDSU TOTALS</b>	<b>8-8</b>	<b>305</b>	<b>186</b>	<b>491</b>	<b>65-278</b>	<b>20-143</b>	<b>8-173</b>	<b>27</b>	<b>52</b>	<b>5-0</b>	<b>9</b>	<b>1</b>	<b>0</b>	
<b>OPPONENTS</b>	<b>8-8</b>	<b>341</b>	<b>224</b>	<b>565</b>	<b>65-226</b>	<b>17-107</b>	<b>5-23</b>	<b>27</b>	<b>37</b>	<b>6-0</b>	<b>3</b>	<b>2</b>	<b>0</b>	

## GAME SUMMARIES

Game	Score By Quarters						First Downs				Rushing			Passing			Total Off.		Return	Punting	Fumbles	Pen.	Third	Avg.	ToP		
	Score	1	2	3	4	OT	Tot	Ru	Pa	Pn	Att	Yards	TD	C-A-I	Yards	TD	Att	Yards								Yards	No-Avg
UNLV	6	0	0	6	0	-	11	7	4	0	35	80	0	17-29-1	106	1	64	186	89	9-38.8	1-1	6-40	1-15	LV 28	28:46		
at SDSU	34	7	20	0	7	-	21	13	6	2	46	287	3	12-25-0	137	1	71	434	97	5-49.8	1-1	6-40	6-15	SD 36	31:14		
at Utah State	7	0	7	0	0	-	11	7	2	2	25	103	0	18-31-2	112	1	56	215	65	7-40.7	2-1	3-32	6-16	US 25	22:07		
SDSU	38	7	3	14	14	-	30	18	11	1	53	407	3	18-27-0	163	2	80	570	32	1-58.0	0-0	6-50	7-14	SD 29	37:10		
San José State	28	0	7	7	14	-	16	6	9	1	29	116	2	18-28-1	182	2	57	298	78	7-36.7	1-0	2-15	4-11	SJ 35	23:52		
at SDSU	17	3	7	0	7	-	20	8	12	0	45	101	2	21-30-1	261	0	75	362	92	4-45.8	2-2	4-40	6-15	SD 28	36:08		
Hawai'i	10	0	0	3	7	-	14	6	8	0	35	66	0	17-35-1	209	1	70	275	24	8-40.8	6-2	4-35	3-17	UH 27	28:34		
at SDSU	34	14	14	0	6	-	15	13	2	0	51	326	3	4-13-2	30	0	64	356	152	5-42.2	1-1	4-49	4-14	SD 38	31:26		
at Nevada	26	6	10	10	0	-	19	5	10	4	23	88	0	31-47-1	288	2	70	376	61	5-55.2	0-0	7-42	5-16	NV 29	27:07		
SDSU	21	7	14	0	0	-	16	8	7	1	36	109	2	14-25-0	284	1	61	293	65	8-52.5	1-1	6-48	3-12	SD 26	32:53		
at Fresno State	Canceled COVID-19																										
SDSU																											
at Colorado	21	7	7	3	3	-	19	8	7	4	31	79	0	11-28-1	76	0	59	155	42	8-38.4	3-0	3-40	7-19	CU 32	37:28		
SDSU	10	0	10	0	0	-	10	5	3	2	53	134	1	17-29-1	138	1	82	272	97	8-44.9	1-0	7-64	4-17	SD 27	22:32		
Colorado State	17	0	17	0	0	-	15	7	7	1	38	121	2	13-28-2	144	0	66	265	132	8-48.6	0-0	5-36	4-16	CS 28	25:02		
at SDSU	29	7	16	0	6	-	17	7	9	1	48	117	0	14-24-0	130	1	72	247	282	7-38.6	1-0	3-24	4-16	SD 37	34:58		
at Brigham Young	28	7	10	3	8	-	17	5	12	0	20	81	0	26-35-0	303	3	55	384	12	3-40.0	1-1	5-25	10-17	BY 22	23:17		
SDSU	14	14	0	0	0	-	23	11	12	0	47	169	1	21-31-1	230	1	78	399	36	2-44.0	2-1	2-25	6-11	SD 31	36:43		

# 2020 Season Statistics



10 BOWL GAME APPEARANCES SINCE 2010 ▶ 21 CONFERENCE CHAMPIONSHIPS

## PARTICIPATION CHART

No.	Name	UNLV	USU	SJSU	UH	NEV	CU	CSU	BYU
38	ALEKI, Andrew	GS (LB)	GS (LB)	--	GS (LB)	--	GS (LB)	X	GS (LB)
40	ALVES, Andrew	X	X	X	X	X	X	X	X
2	ARAZA, Matt	X	X	X	X	X	X	X	X
31	ARMSTEAD, Jaylon ●	--	--	--	--	--	--	X	--
3	BAKER, Carson	GS (QB)	GS (QB)	GS (QB)	GS (QB)	X	GS (QB)	--	--
2	BANKS, Keshawn	GS (DE)	GS (DE)	GS (DE)	GS (DE)	GS (DE)	GS (DE)	GS (DE)	--
27	BARFIELD, Cedarius ■	GS (CB)	GS (CB)	GS (CB)	GS (CB)	X	X	--	X
21	BELL, Chance	X	X	X	X	X	X	GS (RB)	--
34	BELL, Greg ●■	X	X	GS (RB)	GS (RB)	GS (RB)	--	X	GS (RB)
88	<b>BELLINGER, Daniel</b>	<b>GS (TE)</b>	<b>GS (TE)</b>	<b>GS (TE)</b>	<b>GS (TE)</b>	<b>GS (TE)</b>	<b>GS (TE)</b>	<b>GS (TE)</b>	<b>GS (TE)</b>
6	BENSON, Dominic	X	X	--	X	--	X	X	X
50	<b>BERNARD, Turner</b>	X	X	X	X	X	X	X	X
75	BESSENT, Desmond	X	--	--	--	--	--	X	X
78	<b>BOOTH, Jalen ●</b>	X	X	X	X	X	X	X	X
12	<b>BRANCH, Dallas ●</b>	X	X	X	X	X	X	X	X
48	BROWN, Adonis ●	X	--	--	--	--	--	X	X
41	<b>BUSBEE, BJ ■</b>	X	X	X	GS (WR)	GS (WR)	X	GS (WR)	X
15	<b>BYRD, Jordan</b>	GS (RB)	GS (RB)	X	X	X	GS (RB)	X	X
77	<b>CAPRA, Jacob</b>	<b>GS (LG)</b>	<b>GS (LG)</b>	<b>GS (LG)</b>	<b>GS (LG)</b>	<b>GS (LG)</b>	<b>GS (LG)</b>	<b>GS (LG)</b>	<b>GS (LG)</b>
55	CAPRA, Joey ●	--	X	--	--	--	--	--	--
31	CELESTINE, Davaghn ●	--	--	--	--	X	X	X	--
61	CRENSHAW-DICKSON, Brandon ●	--	X	--	--	--	--	--	--
81	DEDEAUX, Ethan	GS (WR)	X	GS (WR)	X	X	--	X	X
45	DRAEGER, Wyatt ●	--	X	--	X	X	--	X	X
73	DUNKLE, William	GS (RG)	GS (RG)	GS (RG)	--	--	--	X	GS (RG)
39	FOUNTAIN, Garret	X	X	--	X	X	X	--	--
85	<b>GIVAN, Nolan ●■</b>	X	<b>GS (TE)</b>	X	X	X	<b>GS (TE)</b>	X	<b>GS (TE)</b>
23	<b>HALL, Darren</b>	<b>GS (CB)</b>	<b>GS (CB)</b>	<b>GS (CB)</b>	<b>GS (CB)</b>	<b>GS (CB)</b>	<b>GS (CB)</b>	<b>GS (CB)</b>	<b>GS (CB)</b>
9	<b>HAWKINS, Tayler</b>	<b>GS (WAR)</b>	<b>GS (WAR)</b>	<b>GS (WAR)</b>	<b>GS (WAR)</b>	<b>GS (CB)</b>	<b>GS (CB)</b>	<b>GS (CB)</b>	<b>GS (CB)</b>
22	JASMIN, Chase	--	X	--	--	--	--	--	--
36	JOHNSON, Dwayne	GS (AZT)	GS (AZT)	GS (AZT)	GS (AZT)	--	GS (AZT)	GS (AZT)	GS (AZT)
7	JOHNSON, Lucas ●■	--	X	--	X	GS (QB)	--	--	--
44	KAHO, Vai ●	--	X	X	X	X	X	X	X
96	KOTHE, Elijah	X	X	X	GS (WR)	GS (WR)	X	--	GS (WR)
13	<b>KULJIAN, Tanner ●</b>	X	X	X	X	X	X	X	X
43	LAKALAKA, Seyddrick ■	GS (LB)	GS (LB)	GS (LB)	GS (LB)	GS (LB)	--	GS (LB)	X
52	<b>LECKY, Jaiil</b>	X	X	X	X	X	X	X	X
35	LOTULELEI, Leka ●	--	X	--	X	X	X	X	X
84	MAILANGI, Sefo	X	X	X	X	--	X	X	--
32	MALONE, Dezjhon ●	--	--	--	--	--	X	X	--
64	MARTINEZ, Chris ●■	--	X	--	GS (RG)	GS (RG)	GS (RG)	GS (RG)	X
57	MASANIAI, Darrell ●	--	--	--	--	--	X	--	--
45	<b>MATTHEWS, Jesse</b>	<b>GS (WR)</b>	<b>GS (WR)</b>	<b>GS (WR)</b>	<b>GS (WR)</b>	<b>GS (WR)</b>	<b>GS (WR)</b>	<b>GS (WR)</b>	<b>GS (WR)</b>
54	<b>MCDONALD, Caden</b>	<b>GS (LB)</b>	<b>GS (LB)</b>	<b>GS (LB)</b>	<b>GS (LB)</b>	<b>GS (LB)</b>	<b>GS (LB)</b>	<b>GS (LB)</b>	<b>GS (LB)</b>
34	MCELVANE, Isaiah ●	--	--	--	X	X	X	X	X
33	MCMORRIS, Patrick ■	X	X	X	X	GS (AZT)	--	X	X
98	MITCHELL, Connor ■	X	X	X	--	X	X	X	GS (DE)
29	MWATA, Allan	X	X	--	--	X	--	--	--
91	NEVES, Kahi ■	GS (DE)	GS (DE)	GS (DE)	X	X	--	--	--
63	OKPOKO, Daniel	--	X	--	--	--	--	--	--
24	OLUBI, Segun ●	--	X	X	X	X	X	X	X
13	<b>RICHARDSON, Isaiah</b>	X	X	X	X	X	X	X	X
82	RUDOLPH, Jay ●	--	X	X	X	X	X	X	X
20	SCOTT, Rashad	X	X	X	X	X	--	--	--
46	<b>SHAWCROFT, Michael ■</b>	X	X	GS (LB)	X	GS (LB)	GS (LB)	GS (LB)	GS (LB)
92	SMITH, Kobe	GS (WR)	GS (WR)	GS (WR)	X	X	X	GS (WR)	--
71	<b>SPALDING, Kyle</b>	<b>GS (LT)</b>	<b>GS (LT)</b>	<b>GS (LT)</b>	<b>GS (LT)</b>	<b>GS (LT)</b>	<b>GS (LT)</b>	<b>GS (LT)</b>	<b>GS (LT)</b>
55	STYLES, Clifton	X	X	X	--	--	--	--	--
80	<b>SULLIVAN, TJ</b>	X	X	X	X	X	X	X	X
66	<b>TAVAI, Jonah ■</b>	X	X	X	GS (DT)	GS (DT)	GS (DT)	GS (DT)	GS (DT)
99	<b>THOMAS, Cameron</b>	<b>GS (DT)</b>	<b>GS (DT)</b>	<b>GS (DT)</b>	<b>GS (DE)</b>	<b>GS (DE)</b>	<b>GS (DE)</b>	<b>GS (DE)</b>	<b>GS (DE)</b>
76	<b>THOMAS, Zachary</b>	<b>GS (RT)</b>	<b>GS (RT)</b>	<b>GS (RT)</b>	<b>GS (RT)</b>	<b>GS (RT)</b>	<b>GS (RT)</b>	<b>GS (RT)</b>	<b>GS (RT)</b>
14	<b>THOMPSON, Tariq</b>	<b>GS (WAR)</b>	<b>GS (WAR)</b>	<b>GS (WAR)</b>	<b>GS (WAR)</b>	<b>GS (WAR)</b>	<b>GS (WAR)</b>	<b>GS (WAR)</b>	<b>GS (WAR)</b>
18	THOMPSON, Trenton	X	--	X	X	GS (WAR)	GS (WAR)	GS (WAR)	GS (WAR)
10	TUMBLIN, Noah ●	--	--	X	X	X	X	X	X
72	<b>ULUAVE, Alama ■</b>	<b>GS (C)</b>	<b>GS (C)</b>	<b>GS (C)</b>	<b>GS (C)</b>	<b>GS (C)</b>	<b>GS (C)</b>	<b>GS (C)</b>	<b>GS (C)</b>
19	WHITE, Kyron	X	X	X	X	X	X	--	--
26	WILLIAMS, Kaegun	X	X	X	X	--	X	X	X
83	WILSON, Alex	X	X	--	--	--	--	X	X
17	WILSON, Eric	X	X	--	--	--	X	X	X

■ - made first career San Diego State start this season. ● - made first career San Diego State appearance this season. Bold player name in red indicates player has started every game this season. Bold player name in black indicates player has played in every game this season.



# 2020 Season Statistics



10 BOWL GAME APPEARANCES SINCE 2010 ▶ 21 CONFERENCE CHAMPIONSHIPS

## OFFENSIVE STARTERS

Position	UNLV	USU	SJSU	UH	NEV	CU	CSU	BYU
LT	Spalding	Spalding	Spalding	Spalding	Spalding	Spalding	Spalding	Spalding
LG	Ja. Capra	Ja. Capra	Ja. Capra	Ja. Capra	Ja. Capra	Ja. Capra	Ja. Capra	Ja. Capra
C	Uluave	Uluave	Uluave	Uluave	Uluave	Uluave	Uluave	Uluave
RG	Dunkle	Dunkle	Dunkle	C. Martinez	C. Martinez	C. Martinez	C. Martinez	Dunkle
RT	Z. Thomas	Z. Thomas	Z. Thomas	Z. Thomas	Z. Thomas	Z. Thomas	Z. Thomas	Z. Thomas
TE	Bellinger	Bellinger	Bellinger	Bellinger	Bellinger	Bellinger	Bellinger	Bellinger
TE		Givan				Givan		Givan
QB	Baker	Baker	Baker	Baker	L. Johnson	Baker	Brookshire	Brookshire
RB	Byrd	Byrd	G. Bell	G. Bell	G. Bell	Byrd	C. Bell	G. Bell
WR	Smith	Smith	Smith	Kothe	Kothe	Smith	Smith	Kothe
WR	Matthews	Matthews	Matthews	Matthews	Matthews	Matthews	Matthews	Matthews
WR	Dedeaux		Dedeaux	Busbee	Busbee		Busbee	

## DEFENSIVE STARTERS

Position	UNLV	USU	SJSU	UH	NEV	CU	CSU	BYU
DE	Banks	Banks	Banks	Banks	Banks	Banks	Banks	Mitchell
DT	C. Thomas	C. Thomas	C. Thomas	Tavai	Tavai	Tavai	Tavai	Tavai
DE	Neves	Neves	Neves	C. Thomas	C. Thomas	C. Thomas	C. Thomas	C. Thomas
LB	McDonald	McDonald	McDonald	McDonald	McDonald	McDonald	McDonald	McDonald
MLB	Lakalaka	Lakalaka	Lakalaka	Lakalaka	Lakalaka	Shawcroft	Lakalaka	Shawcroft
LB	Aleki	Aleki	Shawcroft	Aleki	Shawcroft	Aleki	Shawcroft	Aleki
CB	Hall	Hall	Hall	Hall	Hall	Hall	Hall	Hall
WAR	Ta. Thompson	Ta. Thompson	Ta. Thompson	Ta. Thompson	Ta. Thompson	Ta. Thompson	Ta. Thompson	Ta. Thompson
AZT	Johnson Jr.	Johnson Jr.	Johnson Jr.	Johnson Jr.	McMorris	Johnson Jr.	Johnson Jr.	Johnson Jr.
WAR	Hawkins	Hawkins	Hawkins	Hawkins	Tr. Thompson	Tr. Thompson	Tr. Thompson	Tr. Thompson
CB	Barfield	Barfield	Barfield	Barfield	Hawkins	Hawkins	Hawkins	Hawkins

## SPECIALISTS STARTERS

Position	UNLV	USU	SJSU	UH	NEV	CU	CSU	BYU
KO	Araiza	Araiza	Araiza	Araiza	Araiza	Araiza	Araiza	Araiza
PK	Araiza	Araiza	Araiza	Araiza	Araiza	Araiza	Araiza	Araiza
Holder	Dedeaux	Kuljian	Kuljian	Kuljian	Kuljian	Kuljian	Kuljian	Kuljian
Punter	Araiza	Kuljian	Kuljian	Kuljian	Kuljian	Kuljian	Kuljian	Kuljian
LS	Bernard	Bernard	Bernard	Bernard	Bernard	Bernard	Bernard	Bernard
SS	Bernard	Bernard	Bernard	Bernard	Bernard	Bernard	Bernard	Bernard
KOR	Byrd	Byrd	Byrd	Byrd	Byrd	Byrd	Byrd	Byrd
	Williams	Williams	Williams	Williams	Busbee	Williams	Williams	Williams
PR	Byrd	Byrd	Byrd	Matthews	Matthews	Matthews	Busbee	Busbee

## PARTICIPATION CHART

	UNLV	USU	SJSU	UH	NEV	CU	CSU	BYU
<b>Dressed</b>	<b>68</b>	<b>68</b>	<b>67</b>	<b>65</b>	<b>68</b>	<b>70</b>	<b>71</b>	<b>69</b>
<b>Played</b>	<b>53</b>	<b>62</b>	<b>49</b>	<b>54</b>	<b>52</b>	<b>52</b>	<b>56</b>	<b>51</b>
Seniors	18	19	16	18	14	17	17	16
Juniors	20	20	17	19	19	17	22	20
Sophomores	13	15	12	10	11	9	9	10
Freshmen (RS/True)	2 (2/0)	8 (6/2)	4 (2/2)	7 (4/3)	8 (5/3)	9 (4/5)	8 (3/5)	5 (2/3)
<b>Started</b>	<b>22</b>	<b>22</b>	<b>22</b>	<b>22</b>	<b>22</b>	<b>22</b>	<b>22</b>	<b>22</b>
Seniors	8	9	8	8	8	9	7	10
Juniors	9	8	8	10	11	10	13	9
Sophomores	5	5	6	4	3	3	2	3
Freshmen (RS/True)	0	0	0	0	0	0	0	0
<b>Making SDSU Debut</b>	<b>6</b>	<b>10</b>	<b>0</b>	<b>1</b>	<b>1</b>	<b>0</b>	<b>1</b>	<b>0</b>
<b>Making 1st SDSU Start</b>	<b>4</b>	<b>1</b>	<b>2</b>	<b>2</b>	<b>2</b>	<b>2</b>	<b>1</b>	<b>1</b>

# 2020 Season Statistics



10 BOWL GAME APPEARANCES SINCE 2010 ► 21 CONFERENCE CHAMPIONSHIPS

## SDSU SCORING DRIVES

Opponent	Drive			Type of	Score	Qtr/Time	Drive	
	Plays	Yds.	TOP				Start	Scoring Play
UNLV	11	85	5:50	TD	1st/6:06	SD 15	Dedeaux	4-yd pass f/Baker
	9	80	3:22	TD	2nd/10:38	SD 20	C. Bell	5-yd run
	4	16	1:38	TD	2nd/7:51	LV 16	G. Bell	3-yd run
	12	66	4:03	FG	2nd/0:56	SD 24	Araiza	27-yd field goal
	7	47	0:37	FG	2nd/0:00	SD 49	Araiza	22-yd field goal
at Utah State	5	85	2:19	TD	4th/8:25	SD 15	C. Bell	19-yd run
	6	52	2:34	TD	1st/3:44	SD 48	Smith	15-yd pass f/Baker
	12	77	4:17	FG	2nd/1:10	SD 24	Araiza	28-yd field goal
	10	75	5:04	TD	3rd/9:56	SD 25	G. Bell	6-yd run
	6	68	2:54	TD	3rd/5:33	SD 32	C. Bell	27-yd run
San José State	11	82	5:55	TD	4th/11:10	SD 18	G. Bell	29-yd pass f/Baker
	6	99	3:18	TD	4th/5:14	SD 01	Byrd	73-yd run
	7	66	3:49	FG	1st/6:17	SD 17	Araiza	34-yd FG
Hawai'i	11	50	5:05	TD	2nd/8:53	50	Baker	1-yd run
	7	69	2:49	TD	4th/14:30	SD 31	G. Bell	5-yd run
	2	51	0:16	TD	1st/3:26	SD 49	Byrd	51-yd run
	1	62	0:11	TD	1st/1:08	SD 38	G. Bell	62-yd run
at Nevada	3	13	1:15	TD	2nd/10:25	UH 13	G. Bell	3-yd run
	--	--	--	TD	2nd/1:20	--	Olubi	71-yd interception return
	4	1	2:04	FG	4th/12:51	UH 10	Araiza	27-yd field goal
	16	57	9:01	FG	4th/2:59	SD 25	Araiza	36-yd field goal
at Colorado	4	75	1:04	TD	1st/7:33	SD 25	L. Johnson	35-yd run
	7	75	2:39	TD	2nd/14:57	SD 25	Smith	71-yd pass f/L. Johnson
	6	64	2:54	TD	2nd/1:15	SD 36	G. Bell	2-yd run
Colorado State	--	--	--	TD	2nd/3:18	--	Hall	57-yd interception return
	8	42	1:40	FG	2nd/0:04	SD 28	Araiza	48-yd field goal
	12	81	4:52	TD	1st/4:41	SD 19	Matthews	8-yd pass f/Brookshire
	--	--	--	TD	2nd/11:54	--	Byrd	93-yd kickoff return
	--	--	--	TD	2nd/10:24	--	Busbee	90-yd punt return
at Brigham Young	6	17	2:24	FG	2nd/5:48	CS 39	Araiza	40-yd field goal
	15	68	7:07	FG	4th/12:21	SD 29	Araiza	21-yd field goal
	4	-2	1:50	FG	4th/9:17	CS 19	Araiza	38-yd field goal
	9	75	4:04	TD	1st/5:56	SD 25	Williams	25-yd run
at Brigham Young	6	33	2:42	TD	1st/3:08	BY 33	Kothe	15-yd pass f/Brookshire

## OPPONENT SCORING DRIVES

Opponent	Drive			Type of	Score	Qtr/Time	Drive	
	Plays	Yds.	TOP				Start	Scoring Play
UNLV	13	81	6:12	TD	3rd/8:44	LV 19	C. Williams	4-yd run
at Utah State	8	73	1:01	TD	2nd/0:00	US 27	Thompkins	37-yd pass f/Shelley
San José State	10	89	3:36	TD	2nd/0:35	SJ 11	Deese Jr.	4-yd pass f/Nash
	8	62	3:09	TD	3rd/2:26	SJ 38	Gaither	3-yd pass f/Nash
	2	17	0:34	TD	4th/11:10	SD 17	Nevens	3-yd run
Hawai'i	5	27	1:59	TD	4th/1:33	SD 27	Nash	14-yd run
	10	50	3:08	FG	3rd/5:13	UH 40	Shipley	27-yd field goal
at Nevada	2	75	0:51	TD	4th/12:00	UH 25	Turner	75-yd pass f/Cordeiro
	9	29	3:23	FG	1st/8:37	SD 43	Talton	31-yd field goal
	9	59	4:57	FG	1st/2:36	NV 25	Talton	33-yd field goal
	12	70	5:02	FG	2nd/9:55	NV 25	Talton	22-yd field goal
at Colorado	8	86	3:19	TD	2nd/4:15	NV 14	Turner	2-yd pass f/Strong
	7	70	2:57	TD	3rd/10:42	NV 30	Doubs	50-yd pass f/Strong
	7	24	3:46	FG	3rd/2:17	SD 33	Talton	27-yd field goal
	16	83	6:05	TD	1st/8:17	CU 17	Noyer	1-yd run
Colorado State	13	63	7:09	TD	2nd/4:50	CU 37	J. Jackson	3-yd pass f/Noyer
	10	42	4:40	FG	3rd/6:01	CU 40	Price	36-yd field goal
	9	44	3:35	FG	4th/9:34	CU 33	Price	41-yd field goal
at Brigham Young	10	45	3:11	FG	2nd/12:08	CS 25	Liss	43-yd field goal
	6	45	1:55	TD	2nd/8:22	SD 45	McElroy Jr.	1-yd run
	3	69	0:53	TD	2nd/4:47	CS 31	McElroy Jr.	37-yd run
	9	75	4:04	TD	1st/10:56	BY 25	Milne	5-yd pass f/Wilson
at Brigham Young	5	54	2:34	TD	2nd/8:34	BY 46	Rex	2-yd pass f/Wilson
	5	35	1:01	FG	2nd/0:00	BY 32	Oldroyd	50-yd field goal
	13	80	6:48	FG	3rd/5:47	BY 08	Oldroyd	29-yd field goal
	7	72	3:12	TD	4th/10:53	BY 28	Rex	20-yd pass f/Wilson
							(Katoa f/Wilson - 2 pt conversion)	

## AZTEC CAREER START CHART (Offense/Defense)

Player, Pos.	Yr.	Career		Yearly Total			
		Starts	Consecutive Starts	2020	2019	2018	2017
Tariq Thompson, WAR	Sr.	47	47	8	13	13	13
Darren Hall, CB	Jr.	22	19	8	11	3	-
Kyle Spalding, LT/RT	Sr.	22	12	8	11	3	-
Dwayne Johnson, AZT	Sr.	21	3	7	13	0	1
Cameron Thomas, DT/DE	So.	20	10	8	12	-	-
Keshawn Banks, DE	Jr.	20	0	7	13	0	-
Daniel Bellinger, TE	Jr.	19	17	8	11	0	-
Zachary Thomas, RG/RT	Sr.	19	17	8	9	2	-
Caden McDonald, LB	Jr.	18	18	8	10	0	-
Jesse Matthews, WR	So.	18	10	8	10	-	-
Taylor Hawkins, WAR/CB	Sr.	18	8	8	5	5	-
Trenton Thompson, WAR	Sr.	17	4	4	5	8	0
Kobe Smith, WR	Jr.	17	0	5	10	2	-
William Dunkle, RG	So.	16	1	4	12	-	-
Dominic Gudino, RG/C/LG	Sr.	16	0	0	2	8	6
Jacob Capra, RT/LT/RG	Sr.	14	8	8	6	-	-
Andrew Aleki, LB	Sr.	14	1	5	8	1	0
Ethan Dedeaux, WR	Jr.	12	0	2	2	8	0
Elijah Kothe, WR	Jr.	9	1	3	4	2	-
Jordan Byrd, RB	Jr.	9	0	3	6	0	-

Player, Pos.	Career Yr.	Consecutive		Yearly Total			
		Starts	Starts	2020	2019	2018	2017
Alama Uluave, C	Jr.	8	8	7	0	0	-
Jonah Tavai, DT	Jr.	6	5	5	1	-	-
Carson Baker, QB	So.	6	0	5	1	0	-
Seyddrick Lakalaka, LB	Jr.	6	0	6	0	0	-
Michael Shawcroft, LB	So.	5	4	5	0	-	-
Chase Jasmin, RB	Sr.	5	0	0	2	3	0
Greg Bell, RB	Sr.	4	1	4	-	-	-
Chris Martinez, RG	Jr.	4	0	4	0	-	-
Cedarious Barfield, CB	So.	4	0	4	0	-	-
Nolan Givan, TE	Sr.	3	1	3	-	-	-
BJ Busbee, WR	Jr.	3	0	3	0	0	-
Kahi Neves, DE	Jr.	3	0	3	0	0	-
Jordan Brookshire, QB	Jr.	2	2	2	0	-	-
Chance Bell, RB	Jr.	2	0	1	0	1	-
Connor Mitchell, DE							
Lucas Johnson, QB	Jr.	1	0	1	-	-	-
Patrick McMorris, AZT	So.	1	0	1	0	-	-
TJ Sullivan, WR	So.	1	0	0	1	-	-
Kaegun Williams, RB	So.	1	0	0	0	1	-



# 2020 Season Statistics



10 BOWL GAME APPEARANCES SINCE 2010 ► 21 CONFERENCE CHAMPIONSHIPS

## SAN DIEGO STATE BIG OFFENSIVE PLAYS (20+ YARDS) (35 overall)

Game	Player	Type	Down & Dis.	Yards
UNLV - 6	Greg Bell	Rush	1st & 10	40
	Elijah Kothe f/ Carson Baker	Pass	3rd & 17	33
	Jordan Byrd	Rush	2nd & 3	32
	Kaegun Williams	Rush	1st & 10	24
	Kaegun Williams	Rush	2 & 7	24
at Utah State - 6	Isaiah Richardson f/ Carson Baker	Pass	1st & 10	21
	<b>Jordan Byrd</b>	<b>Rush</b>	<b>1st &amp; 10</b>	<b>73</b>
	Chance Bell	Rush	1st & 10	30
	Greg Bell	Rush	1st & 10	30
	<b>Greg Bell f/ Carson Baker</b>	<b>Pass</b>	<b>1st &amp; 10</b>	<b>29</b>
San José State - 6	<b>Chance Bell</b>	<b>Rush</b>	<b>4th &amp; 1</b>	<b>27</b>
	Greg Bell	Rush	3rd & 6	27
	Jesse Matthews f/Carson Baker	Pass	1st & 10	51
	Jesse Matthews f/Carson Baker	Pass	1st & 10	26
	Jesse Matthews f/Carson Baker	Pass	2nd & 7	24
Hawaii - 6	Jesse Matthews f/Carson Baker	Pass	1st & 10	24
	Kobe Smith f/Carson Baker	Pass	3rd & 14	23
	Daniel Bellinger f/Carson Baker	Pass	2nd & 23	21
	<b>Greg Bell</b>	<b>Rush</b>	<b>1st &amp; 10</b>	<b>62</b>
	<b>Jordan Byrd</b>	<b>Rush</b>	<b>2nd &amp; 10</b>	<b>51</b>
at Nevada - 4	Greg Bell	Rush	1st & 10	40
	Chance Bell	Rush	1st & 10	27
	Lucas Johnson	Rush	2nd & 10	24
	Greg Bell	Rush	2nd & 10	23
	<b>Lucas Johnson</b>	<b>Rush</b>	<b>1st &amp; 10</b>	<b>35</b>
at Colorado - 2	Jesse Matthews f/Lucas Johnson	Pass	3rd & 4	35
	Jesse Matthews f/Lucas Johnson	Pass	2nd & 10	25
	Elijah Kothe f/Lucas Johnson	Pass	2nd & 2	20
Colorado State - 1	Kaegun Williams	Rush	3rd & 1	22
	Jordan Byrd	Rush	3rd & 7	20
at Brigham Young - 4	Jordan Byrd	Rush	2nd & 7	20
	Greg Bell f/Jordon Brookshire	Pass	1st & 10	28
	TJ Sullivan f/Jordon Brookshire	Pass	4th & 13	27
	<b>Kaegun Williams</b>	<b>Rush</b>	<b>3rd &amp; 5</b>	<b>25</b>
	Greg Bell	Rush	1st & 10	22

RED indicates touchdown scored on play

## OPPONENT BIG OFFENSIVE PLAYS (20+ YARDS) (26 overall)

Game	Player	Type	Down & Dis.	Yards
UNLV - 2	Charles Williams	Rush	2nd & 10	25
	Kyle Williams f/Max Gilliam	Pass	3rd & 13	23
at Utah State - 1	<b>Deven Thompkins f/ Jason Shelley</b>	<b>Pass</b>	<b>3rd &amp; 6</b>	<b>37</b>
San José State - 4	Tre Walker f/Nick Nash	Pass	1st & 10	32
	Derrick Deese Jr. f/Nick Nash	Pass	1st & 10	27
	Derrick Deese Jr. f/Nick Nash	Pass	1st & 15	22
	Tre Walker f/Nick Nash	Pass	2nd & 10	22
Hawaii - 4	<b>Calvin Turner f/Chevan Cordeiro</b>	<b>Pass</b>	<b>2nd &amp; 10</b>	<b>75</b>
	Calvin Turner f/Chevan Cordeiro	Pass	2nd & 20	33
	Aaron Cephus f/Chevan Cordeiro	Pass	3rd & 10	29
	Calvin Turner	Rush	2nd & 9	23
Nevada - 3	Romeo Doubs f/Carson Strong	Pass	2nd & 3	59
	<b>Romeo Doubs f/Carson Strong</b>	<b>Pass</b>	<b>1st &amp; 10</b>	<b>50</b>
	Devonte Lee	Rush	1st & 10	24
at Colorado - 1	Jarek Broussard	Rush	2nd & 4	26
Colorado State - 5	<b>Marcus McElroy Jr.</b>	<b>Rush</b>	<b>2nd &amp; 7</b>	<b>37</b>
	Trey McBride f/Patrick O'Brien	Pass	3rd & 15	31
	Patrick O'Brien	Rush	3rd & 19	25
	Dante Wright f/Patrick O'Brien	Pass	2nd & 12	25
	Dante Wright f/Patrick O'Brien	Pass	1st & 10	20
at Brigham Young - 6	Lopini Katoa	Rush	4th & 1	43
	Neil Pau'u f/Zach Wilson	Pass	2nd & 13	34
	Dax Milne f/Zach Wilson	Pass	3rd & 8	33
	Lopini Katoa f/Zach Wilson	Pass	3rd & 9	28
	Neil Pau'u f/Zach Wilson	Pass	2nd & 10	21
	<b>Isaac Rex f/Zach Wilson</b>	<b>Pass</b>	<b>1st &amp; 10</b>	<b>20</b>

## SAN DIEGO STATE BIG PLAYS (20+ YARDS)

Name	Total	Rushing	Receiving	20-29	30-39	40-49	50-59	60-69	70-79	80-89	90-99
Greg Bell	9	7	2	5	2	1	0	1	0	0	0
Jesse Matthews	6	0	6	4	1	0	1	0	0	0	0
Jordan Byrd	4	4	0	1	1	0	1	0	1	0	0
Kaegun Williams	4	4	0	4	0	0	0	0	0	0	0
Chance Bell	3	3	0	2	1	0	0	0	0	0	0
Lucas Johnson	2	2	0	1	1	0	0	0	0	0	0
Elijah Kothe	2	0	2	1	1	0	0	0	0	0	0
Daniel Bellinger	1	0	1	1	0	0	0	0	0	0	0
Jordon Brookshire	1	1	0	1	0	0	0	0	0	0	0
Isaiah Richardson	1	0	1	1	0	0	0	0	0	0	0
Kobe Smith	1	0	1	1	0	0	0	0	0	0	0
TJ Sullivan	1	0	1	1	0	0	0	0	0	0	0
<b>SDSU TOTALS</b>	<b>35</b>	<b>21</b>	<b>14</b>	<b>23</b>	<b>7</b>	<b>1</b>	<b>2</b>	<b>1</b>	<b>1</b>	<b>0</b>	<b>0</b>
<b>OPPONENTS</b>	<b>6</b>	<b>7</b>	<b>19</b>	<b>16</b>	<b>6</b>	<b>1</b>	<b>2</b>	<b>0</b>	<b>1</b>	<b>0</b>	<b>0</b>

# 2020 Season Statistics



10 BOWL GAME APPEARANCES SINCE 2010 ► 21 CONFERENCE CHAMPIONSHIPS

## MISCELLANEOUS

Game	Coin Toss	KO/Receive	1st Off. Play	1st Off. Poss.	1st Def. Poss.	Game Time	Game Length	Jersey	Pants	Result
UNLV*	UNLV won, def.	Receive	Byrd rush	Punt	Punt	7:38 p.m. PT	3:33	Black	Black	W, 34-6
at Utah State*	SDSU won, def.	Kick	Smith rec.	Missed FG	Punt	7:37 p.m. MT	3:12	White	Black	W, 38-7
San José State*	SDSU won, def.	Kick	Baker inc. pass	Punt	Punt	6:02 p.m. PT	3:19	Black	Black	L, 17-28
Hawai'i*	Hawai'i won, def.		Receive	G. Bell rush	Punt/Punt	1:07 p.m. PT	2:54	Black	Black	W, 34-10
at Nevada*	Nevada won, rec.		Kick	Matthews rec.	Fumble/Punt	12:36 p.m. PT	3:35	White	Black	L, 21-26
at Colorado	CU won, def.	Receive	Baker inc. pass	Punt	Touchdown	3:37 p.m. MT	3:17	White	Black	L, 10-20
Colorado State*	SDSU won, def.	Kick	Brookshire rush	Punt	Punt	4:05 p.m. PT	3:07	Black	Black	W, 29-17
at Brigham Young	SDSU won, def.	Kick	G. Bell	Touchdown	Touchdown	8:05 p.m. MT	3:06	Black	Black	L, 14-28

## AVERAGE STARTING FIELD POSITION

Category	San Diego State	Opponents
Drives Started	100	104
Cumulative Starting Yard Line	3,171	3,003
Average Field Position	Own 31.77	Own 28.88
Drives Started in Opponent Territory/Att. to Score	12/9	9/8
Scores/Touchdowns, Field Goals	6/3,3	5/3,2
Points	30	27
Drives Started (Inside/At Own 25)	51 (34/17)	62 (27/28)
Points Scored (TD/FGs)	79 (10/3)	34 (4/2)

\* - kick/punt returns for a touchdown not included; & - overtime possessions not included.

## SDSU OFFENSIVE POSSESSIONS (DEF/ST SCORES NOT INC.)

Game	Poss.	TD	FG	MFG	Punt	TO	Clock	Downs	3&Out*	PPP^
UNLV	13	4	2	0	5	0	1	1	5	2.31
at Utah State	11	5	1	2	1	0	1	1	2	3.00
San José State	13	2	1	0	4	3	1	2	2	1.15
Hawai'i	14	3+	2	0	5	2	2	0	5	1.71
at Nevada	14	3	0	0	8	1	1	1	6	1.29
at Colorado	13	0+	1	2	8	1	0	1	7	0.23
Colorado State	13	1+	3	0	7	0	2	0	4	1.15
at Brigham Young	9	2	0	0	2	2	0	3	1	1.33
<b>TOTALS</b>	<b>100</b>	<b>20+</b>	<b>10</b>	<b>4</b>	<b>40</b>	<b>9</b>	<b>8</b>	<b>9</b>	<b>32</b>	<b>1.52</b>

\* - less if there is a turnover or end of half; must not have earned a first down or scored points. + - indicates team scored a non-offensive touchdown. & - overtime possession included. # - possession/turnover not included when offense never had ball (turnover on special teams). ^ - PATs/2-pt. not included. ~ - also includes free kick after a safety.

## OPPONENT POSSESSIONS (DEF/ST SCORES NOT INCLUDED)

Game	Poss.	TD	FG	MFG	Punt	TO	Clock	Downs	3&Out*	PPP^
UNLV	13	1	0	1	9	1	0	1	10	0.46
at Utah State	11	1	0	0	7	3	0	0	5	0.55
San José State	13	4	0	0	7	1	1	0	5	1.85
Hawai'i	14	1	1	1	8	2	0	1	5	0.64
at Nevada	14	2	4	1	5	1	1	0	4	1.71
at Colorado	15	2	2	0	8	1	2	0	4	1.20
Colorado State	14	2	1	1	8	2	0	0	7	1.07
at Brigham Young	10	3	2	0	3	1	1	0	1	2.40
<b>TOTALS</b>	<b>104</b>	<b>16</b>	<b>10</b>	<b>4</b>	<b>55</b>	<b>12</b>	<b>5</b>	<b>2</b>	<b>41</b>	<b>1.21</b>

\* - less if there is a turnover or end of half; must not have earned a first down or scored points. + - indicates team scored a non-offensive touchdown. & - overtime possession included. # - possession/turnover not included when offense never had ball (turnover on special teams). ^ - PATs/2-pt. not included. ~ - also includes free kick after a safety.

## DRIVE ANALYSIS

Game	SDSU		Opponent	
	TD	FG	TD	FG
UNLV	4	2	1	0
at Utah State	5	1	1	0
San José State	2	1	4	0
Hawai'i	3+	2	1	1
at Nevada	3	0	2	4
at Colorado	0+	1	2	2
Colorado State	1+	3	2	1
at Brigham Young	2	0	3	2
<b>TOTALS</b>	<b>20+</b>	<b>10</b>	<b>16</b>	<b>10</b>

+ - indicates team scored a non-offensive touchdown. & - overtime drives included.

## GAME-OPENING DRIVE

Game	SDSU			Opponent		
	Pts.	FD	Yds.	Pts.	FD	Yds.
UNLV	0	0	-2^	0	0	5^
at Utah State	0	3	41	0	1	9
San José State	0	0	3^	0	1	20
Hawai'i	0	1	1	0	0	4^
at Nevada	0	1	27	0	0	7^
at Colorado	0	0	6^	7	6	83
Colorado State	0	1	7	0	0	8^
at Brigham Young	7	4	77	7	5	75
<b>TOTALS</b>	<b>7</b>	<b>10</b>	<b>160</b>	<b>14</b>	<b>8</b>	<b>136</b>
<b>AVERAGES</b>	<b>0.88</b>	<b>1.25</b>	<b>20.00</b>	<b>1.75</b>	<b>1.14</b>	<b>19.43</b>

^ - indicates possession ended in a 3-and-out.

## OPENING SECOND-HALF DRIVE

Game	SDSU			Opponent		
	Pts.	FD	Yds.	Pts.	FD	Yds.
UNLV	0	0	0^	6	5	81
at Utah State	7	4	75	0	0	5^
San José State	0	3	56	0	3	52
Hawai'i	0	1	11	0	0	1^
at Nevada	0	0	5^	7	3	70
at Colorado	0	0	-1^	0	1	17
Colorado State	0	0	9^	0	0	-3^
at Brigham Young	0	3	67	3	4	80
<b>TOTALS</b>	<b>7</b>	<b>11</b>	<b>203</b>	<b>16</b>	<b>16</b>	<b>303</b>
<b>AVERAGES</b>	<b>0.88</b>	<b>1.38</b>	<b>25.38</b>	<b>2.00</b>	<b>2.00</b>	<b>37.88</b>

^ - indicates possession ended in a 3-and-out.



# 2020 Season Statistics



10 BOWL GAME APPEARANCES SINCE 2010 ► 21 CONFERENCE CHAMPIONSHIPS

## RESULT OF SAN DIEGO STATE TURNOVERS

Opponent	Qtr.	Turnover (Player)	Defender	Led To	Pts.
UNLV	1	Fumble (Byrd)	N. Williams (FR)	Missed FG	0
San José State	4	Fumble (Baker)	Jenkins (FF) Fehoko (FR)	Touchdown	7
	4	Interception (Baker)	Jenkins (INT)	Punt	0
	4	Fumble (Byrd)	Walker (FF), Tolefree (FR)	Touchdown	7
Hawai'i	2	Interception (Baker)	Washington (INT)	Interception	0
	3	Fumble (Matthews)	Tufaga (FR)	Missed FG	0
	3	Interception (Baker)	Frazier (INT)	Field Goal	3
at Nevada	1	Fumble (G. Bell)	Toomer (FR)	Field Goal	3
at Colorado	4	Interception (Brookshire)	Appleton (INT)	End of Game	0
at Brigham Young	2	Interception (Brookshire)	Jensen (INT)	Touchdown	7
	3	Fumble (Williams)	Fonua (FF), Fevaleaki (FR)	Field Goal	3

## RESULT OF OPPONENT TURNOVERS

Opponent	Qtr.	Turnover (Player)	Defender	Led To	Pts.
UNLV	4	Fumble (Gilliam)	Fountain (FF), Shawcroft (FR)	End of Game	0
at Utah State	2	Interception (Shelley)	Lakalaka (INT)	Downs	0
	4	Interception (Peasley)	Scott (INT)	Punt	0
	4	Fumble (Gentry)	Shawcroft (FF, FR)	End of Game	0
San José State	3	Interception (Nash)	Ta. Thompson (INT)	Punt	0
Hawai'i	2	Fumble (Stovall)	White (FF), Alves (FR)	Touchdown	7
	2	Interception (Cordeiro)	Olubi (INT)	Touchdown	7
at Nevada	4	Fumble (Cordeiro)	McDonald (FF), Banks (FR)	Field Goal	3
	4	Interception (Strong)	Hall (INT)	Downs	0
at Colorado	2	Interception (Noyer)	Hall (INT)	Touchdown	7
Colorado State	4	Interception (O'Brien)	Hall (INT)	Field Goal	3
	4	Interception (Centeio)	Hawkins (INT)	End of Game	0
Brigham Young	1	Fumble (Rex)	Shawcroft (FF), Ta. Thompson (FR)	Touchdown	7

Opponents' 13 turnovers resulted in 34 San Diego State points

San Diego State's 11 turnovers resulted in 30 opponent points

## FIRST DOWNS EARNED

Name	Pass	Receive	Rush	Total
Carson Baker	33	0	4	37
Jordan Brookshire	22	0	9	31
Lucas Johnson	7	0	3	10
Greg Bell	0	7	27	34
Chance Bell	0	2	17	19
Jesse Matthews	0	14	0	14
Kaegun Williams	0	2	12	14
Daniel Bellinger	0	8	0	8
Jordan Byrd	0	1	7	8
Kobe Smith	0	7	0	7
Elijah Kothe	0	5	0	5
Dominic Benson	0	3	0	3
Nolan Givan	0	3	0	3
Isaiah Richardson	0	3	0	3
TJ Sullivan	0	3	0	3
BJ Busbee	0	2	0	2
Ethan Dedeaux	0	2	0	2
Chase Jasmin	0	0	2	2
Jaylon Armstead	0	0	1	1
Tanner Kuljian	0	0	1	1
<b>TOTALS</b>	<b>62</b>	<b>62</b>	<b>83</b>	<b>145</b>

## TURNOVER ANALYSIS

	TO	Opp. Pts.	TD/FG	Pts./TO*
San Diego State	11	30	3/3	2.73
Opponents	13	34	4/2	2.62

\* - does not include turnovers lost in overtime

## TURNOVERS LOST

Name	TO's Lost	Fum.	Int.	Points	PPT0
Carson Baker	4	1	3	10.00	2.50
Greg Bell	1	1	0	3.00	3.00
Jordan Brookshire	2	0	2	7.00	3.50
Jordan Byrd	2	2	0	7.00	3.50
Jesse Matthews	1	1	0	0.00	0.00
Kaegun Williams	1	1	0	3.00	3.00
<b>TOTALS</b>	<b>11</b>	<b>6</b>	<b>5</b>	<b>30.00</b>	<b>2.62</b>

TO's Lost - turnovers lost, Fum. - fumbles lost, Int. - interceptions thrown, Points - points scored by the opponent after a turnover, PPT - points per turnover scored by the opponent.

## TURNOVERS GAINED

Name	#TAPO	FF	FR	Int.	Points	^PPT
Andrew Alves	1	0	1	0	3.50	3.50
Keshawn Banks	1	0	1	0	1.50	1.50
Garret Fountain	1	1	0	0	0.00	0.00
Darren Hall	3	0	0	3	10.00	3.33
Taylor Hawkins	1	0	0	1	0.00	0.00
Seydrick Lakalaka	1	0	0	1	0.00	0.00
Caden McDonald	1	1	0	0	1.50	1.50
Segun Olubi	1	0	0	1	7.00	7.00
Rashad Scott	1	0	0	1	0.00	0.00
Michael Shawcroft	4	2	2	0	3.50	0.88
Tariq Thompson	2	0	1	1	3.50	1.75
Kyron White	1	1	0	0	3.50	3.50
<b>TOTALS</b>	<b>*13</b>	<b>4</b>	<b>4</b>	<b>8</b>	<b>34.00</b>	<b>2.62</b>

#TAPO- turnovers a part of (FF, FR or INT), FF - forced fumbles, FR - fumbles recovered, Int. - interceptions, Points - points scored off an opponent's turnover (note that fumbles forced and fumbles recovered are each awarded half the points for SDSU's score; ex. a touchdown and PAT after a fumble gives each player 3.50 points), ^PPT - points per turnover scored by SDSU (does not include turnovers gained in overtime, \* - Total turnovers equals FR and INT's.

# 2020 Season Statistics



10 BOWL GAME APPEARANCES SINCE 2010 ► 21 CONFERENCE CHAMPIONSHIPS

## SEASON HIGHS

### POINTS SCORED

12, Greg Bell vs. Hawaii (Nov. 14)  
12, Greg Bell at Utah State (Oct. 31)  
12, Chance Bell vs. UNLV (Oct. 24)

### TOUCHDOWNS SCORED

2, Greg Bell vs. Hawaii (Nov. 14)  
2, Greg Bell at Utah State (Oct. 31)  
2, Chance Bell vs. UNLV (Oct. 24)

### MOST RUSHING ATTEMPTS

25, Greg Bell vs. San José State (Nov. 6)  
23, Jordon Brookshire vs. Colorado State (Dec. 5)  
22, Greg Bell at Utah State (Oct. 31)

### MOST RUSHING YARDS

160, Greg Bell vs. Hawaii (Nov. 14)  
157, Greg Bell at Utah State (Oct. 31)  
111, Greg Bell vs. UNLV (Oct. 24)

### MOST RUSHING TOUCHDOWNS

2, Greg Bell vs. Hawaii (Nov. 14)  
2, Chance Bell vs. UNLV (Oct. 24)  
1, Nine times, last: Kaegun Williams at Brigham Young (Dec. 12)

### LONGEST RUSH

73, Jordan Byrd at Utah State (Oct. 31)  
62, Greg Bell vs. Hawaii (Nov. 14)  
51, Jordan Byrd vs. Hawaii (Nov. 14)

### MOST PASSING ATTEMPTS

31, Jordon Brookshire at Brigham Young (Dec. 12)  
30, Carson Baker vs. San José State (Nov. 6)  
27, Carson Baker at Utah State (Oct. 31)

### MOST PASSING COMPLETIONS

21, Jordon Brookshire at Brigham Young (Dec. 12)  
21, Carson Baker vs. San José State (Nov. 6)  
18, Carson Baker at Utah State (Oct. 31)

### MOST PASSING YARDS

261, Carson Baker vs. San José State (Nov. 6)  
230, Jordon Brookshire at Brigham Young (Dec. 12)  
184, Lucas Johnson at Nevada (Nov. 21)  
163, Carson Baker at Utah State (Oct. 31)

### MOST PASSING TOUCHDOWNS

2, Carson Baker at Utah State (Oct. 31)  
1, Jordon Brookshire at Brigham Young (Dec. 12)  
1, Jordon Brookshire vs. Colorado State (Dec. 5)  
1, Lucas Johnson at Nevada (Nov. 21)  
1, Carson Baker vs. UNLV (Oct. 24)

### LONGEST PASS

51, Carson Baker vs. San José State (Nov. 6)  
35, Lucas Johnson at Nevada (Nov. 21)  
33, Carson Baker vs. UNLV (Oct. 24)

### MOST RECEPTIONS

6, Jessie Matthews vs. San José State (Nov. 6)  
6, Greg Bell vs. San José State (Nov. 6)  
6, Kobe Smith at Utah State (Oct. 31)

### MOST RECEIVING YARDS

139, Jessie Matthews vs. San José State (Nov. 6)  
80, Jesse Matthews at Nevada (Nov. 21)  
64, Kobe Smith at Utah State (Oct. 31)

### MOST RECEIVING TOUCHDOWNS

1, Elijah Kothe at Brigham Young (Dec. 12)  
1, Jesse Matthews vs. Colorado State (Dec. 5)  
1, Kobe Smith at Nevada (Nov. 21)  
1, Greg Bell at Utah State (Oct. 31)  
1, Kobe Smith at Utah State (Oct. 31)  
1, Ethan Dedeaux vs. UNLV (Oct. 24)

### LONGEST RECEPTION

51, Jesse Matthews vs. San José State (Nov. 6)  
35, Jesse Matthews at Nevada (Nov. 21)  
33, Elijah Kothe vs. UNLV (Oct. 24)

### MOST FIELD GOALS

3, Matt Araiza vs. Colorado State (Dec. 5)  
2, Matt Araiza vs. Hawaii (Nov. 14)  
2, Matt Araiza vs. UNLV (Oct. 24)

### LONGEST FIELD GOAL

48, Matt Araiza at Colorado (Nov. 28)  
40, Matt Araiza vs. Colorado State (Dec. 5)  
38, Matt Araiza vs. Colorado State (Dec. 5)

### MOST PUNTS

8, Tanner Kuljian at Colorado (Nov. 28)  
8, Tanner Kuljian at Nevada (Nov. 21)  
7, Tanner Kuljian vs. Colorado State (Dec. 5)

### HIGHEST PUNTING AVERAGE

52.2, Tanner Kuljian at Nevada (Nov. 21)  
49.8, Matt Araiza vs. UNLV (Oct. 24)  
45.8, Tanner Kuljian vs. San José State (Nov. 6)

### LONGEST PUNT

70, Tanner Kuljian vs. San José State (Nov. 6)  
65, Tanner Kuljian at Nevada (Nov. 21)  
63, Tanner Kuljian at Nevada (Nov. 21)

### LONGEST PUNT RETURN

90, BJ Busbee vs. Colorado State (Dec. 5)  
29, Jesse Matthews vs. Hawaii (Nov. 14)  
17, Jesse Matthews at Colorado (Nov. 28)

### MOST PUNT RETURN YARDS

87, BJ Busbee vs. Colorado State (Dec. 5)  
60, Jesse Matthews vs. Hawaii (Nov. 14)  
27, Jordan Byrd vs. UNLV (Oct. 24)

### LONGEST KICKOFF RETURN

93, Jordan Byrd vs. Colorado State (Dec. 5)  
34, Jordan Byrd at Nevada (Nov. 21)  
31, Jordan Byrd vs. San José State (Nov. 6)

### MOST KICKOFF RETURN YARDS

148, Jordan Byrd vs. Colorado State (Dec. 5)  
68, Jordan Byrd vs. San José State (Nov. 6)  
51, Jordan Byrd vs. UNLV (Oct. 23)

### MOST ALL-PURPOSE YARDS

186, Greg Bell at Utah State (Oct. 31)  
180, Jordan Byrd vs. Colorado State (Dec. 5)  
169, Greg Bell vs. Hawaii (Nov. 14)

### MOST TACKLES

14, Cameron Thomas at Colorado (Nov. 28)  
11, Darren Hall at Nevada (Nov. 21)  
10, Dwayne Johnson Jr. vs. UNLV (Oct. 24)

### MOST SACKS

2.5, Caden McDonald vs. UNLV (Oct. 24)  
2.0, Caden McDonald vs. Hawaii (Nov. 14)  
2.0, Jonah Tavai vs. Hawaii (Nov. 14)

### MOST TACKLES FOR LOSS

3.0, Cameron Thomas at Colorado (Nov. 28)  
3.0, Caden McDonald vs. Hawaii (Nov. 14)  
3.0, Caden McDonald vs. UNLV (Oct. 24)  
3.0, Seyddrick Lakalaka vs. UNLV (Oct. 24)

### MOST INTERCEPTIONS

1, Eight times, last: Darren Hall and Tayler Hawkins vs. Colorado State (Dec. 5)

### LONGEST INTERCEPTION RETURN

71, Segun Olubi vs. Hawaii (Nov. 14)  
57, Darren Hall at Colorado (Nov. 28)  
17, Rashad Scott at Utah State (Oct. 31)

RED indicates touchdown scored on play

## THIRD DOWN EFFICIENCY ANALYSIS

Name	Total	Pct.	1	2	3	4	5	6	7	8	9	10	11+	Longest Converted
SAN DIEGO STATE	44-120	36.67	10-15	8-12	2-3	4-9	5-13	4-9	5-10	2-7	1-8	1-10	2-24	3rd & 14 vs. San José St.
OPPONENTS	36-121	29.75	5-12	3-5	4-13	1-4	6-13	2-7	2-9	2-7	2-6	4-14	5-31	3rd & 19 vs. Colorado St.

## GOAL TO GO

Name	No.	Score	TD	FG	MFG	Downs	TOs	Half	Game	Points <sup>A</sup>	PPP
SAN DIEGO STATE	15	12	9	3	0	2	1	0	0	63	4.20
OPPONENTS	13	13	10	3	0	0	0	0	0	69	5.31

<sup>A</sup> - Does not include PAT; PPP - Points per possession

## PUNT ANALYSIS

Name	Punts	Yards	Avg.	TB	Returns	Yards	Net Pct. Not		Returned	In 20	In 10	Opp. Territory		Adj. 50 & Out		Avg.
							Avg.	Average				In 5	No.	Yds.	No.	
Tanner Kuljian	35	1,589	45.40	3	13	136	10.46	39.80	62.86	12	1	0	4	152	31	46.35
Matt Araiza	5	249	49.80	0	2	14	7.00	47.00	60.00	2	1	0	0	0	5	49.80
<b>TOTALS</b>	<b>40</b>	<b>1,838</b>	<b>45.95</b>	<b>3</b>	<b>15</b>	<b>150</b>	<b>10.00</b>	<b>40.70</b>	<b>62.50</b>	<b>14</b>	<b>2</b>	<b>0</b>	<b>4</b>	<b>152</b>	<b>36</b>	<b>46.83</b>
<b>OPPONENTS</b>	<b>55</b>	<b>2,318</b>	<b>42.15</b>	<b>1</b>	<b>23</b>	<b>245</b>	<b>10.65</b>	<b>37.33</b>	<b>58.18</b>	<b>22</b>	<b>3</b>	<b>3</b>	<b>2</b>	<b>75</b>	<b>53</b>	<b>42.32</b>

Returns - times the opponent returned a punt, Yards - yards for the returned punts, Avg. - yards per returned punt, Pct. Not Returned - percent of the punts that were not returned, In 20 - inside 20, In 20 - inside 10, In 5 - inside 5, Opp. Territory - number and yards of punts inside opponents' territory, Adj. 50 & Out - punt average excluding punts inside opponents' territory.

## KICKOFF ANALYSIS

Name	Total	RET	FC	Muf	NA	TB	In 20	In 25	OB	OnS	Squib	Total YL	Return YL	AFP	AFP w/R
Matt Araiza	41	13	0	0	0	28	1	3	0	0	0	1,066	366	26.00	28.15
<b>TOTALS</b>	<b>41</b>	<b>13</b>	<b>0</b>	<b>0</b>	<b>0</b>	<b>28</b>	<b>1</b>	<b>3</b>	<b>0</b>	<b>0</b>	<b>0</b>	<b>1,066</b>	<b>366</b>	<b>26.00</b>	<b>28.15</b>
<b>OPPONENTS</b>	<b>32</b>	<b>16</b>	<b>0</b>	<b>0</b>	<b>0</b>	<b>15</b>	<b>1</b>	<b>4</b>	<b>1</b>	<b>0</b>	<b>0</b>	<b>1,050</b>	<b>640</b>	<b>32.81</b>	<b>40.00</b>

Does not include penalties; RET - no. of returns, FC - fair catch, MUF - muffed, NA - no attempt of a return, TB - touchback, In 20 - inside 20, In 25 - inside 25, OB - out of bounds, OnS - onsides (does not count for AFP or AFP w/R); Squib - squibs, Total YL - opponent total yardline, Return YL - opponent total yardline on returns, AFP - average field position on kickoffs, AFP/R - average field position on returned kickoffs.



# 2020 MW Statistics



10 BOWL GAME APPEARANCES SINCE 2010 ▶ 21 CONFERENCE CHAMPIONSHIPS

## 2020 Mountain West Standings

	Mountain West			Overall		
	W	L	Pct.	W	L	Pct.
San José State	6	0	1.000	7	1	.875
Boise State	5	0	1.000	5	2	.714
Nevada	6	2	.750	7	2	.778
San Diego State	4	2	.667	4	4	.500
Hawai'i	4	4	.500	5	4	.556
Fresno State	3	3	.500	3	3	.500
Air Force	2	2	.500	3	3	.500
Colorado State	2	3	.400	2	4	.333
Wyoming	2	4	.333	2	4	.333
New Mexico	2	5	.286	2	5	.286
Utah State	1	6	.143	1	5	.167
UNLV	0	6	.000	0	6	.000

### ■ Mountain West Championship Game (Las Vegas, Nev.)

San José State 34, Boise State 20

### ■ Mountain West Bowl Games

Nevada 38, Tulane 27	Famous Idaho Potato Bowl
Hawai'i 28, Houston 14	Frisco Bowl
Ball State 34, San José State	Arizona Bowl

### ■ Scoring Offense

	G	TD	FG	XP	2XP	DXP	Saf	Pts	Avg
Boise State	7	31	7	30	0	0	0	237	33.9
Fresno State	6	26	6	21	1	0	0	197	32.8
Nevada	9	34	15	28	0	0	0	277	30.8
San José State	8	29	9	26	1	0	0	229	28.6
Wyoming	6	17	13	16	1	0	0	159	26.5
Hawai'i	9	30	8	26	3	0	0	236	26.2
<b>San Diego State</b>	<b>8</b>	<b>24</b>	<b>10</b>	<b>23</b>	<b>0</b>	<b>0</b>	<b>0</b>	<b>197</b>	<b>24.6</b>
Air Force	6	19	5	17	0	0	0	146	24.3
New Mexico	7	20	9	20	0	0	0	167	23.9
Colorado State	4	11	4	11	0	0	0	89	22.3
UNLV	6	13	5	11	0	0	0	104	17.3
Utah State	6	12	3	10	0	0	1	93	15.5

### ■ Scoring Defense

	G	TD	FG	XP	2XP	DXP	Saf	Pts	Avg
Air Force	6	12	2	12	0	0	0	90	15.0
<b>San Diego State</b>	<b>8</b>	<b>16</b>	<b>10</b>	<b>14</b>	<b>1</b>	<b>0</b>	<b>0</b>	<b>142</b>	<b>17.8</b>
San José State	8	20	7	18	0	0	0	159	19.9
Wyoming	6	16	5	15	0	0	0	126	21.0
Nevada	9	26	10	20	1	0	1	210	23.3
Boise State	7	23	10	14	4	0	0	190	27.1
Hawai'i	9	31	11	29	0	0	0	248	27.6
Fresno State	6	23	7	21	0	0	0	180	30.0
New Mexico	7	28	10	26	2	0	0	228	32.6
Utah State	6	28	5	28	0	0	0	211	35.2
Colorado State	4	18	6	17	0	0	0	143	35.8
UNLV	6	28	11	27	0	0	0	228	38.0

### ■ Pass Offense

	G	Cmp	Att	Int	Pct	Yds	Avg	TD	Yds/g
Fresno State	6	158	248	5	63.7	2,138	8.6	14	356.3
Nevada	9	251	359	4	69.9	2,872	8.0	27	319.1
San José State	8	183	288	9	63.5	2,387	8.3	19	298.4
Boise State	7	139	222	3	62.6	1,693	7.6	12	241.9
Hawai'i	9	195	316	6	61.7	2,083	6.6	14	231.4
Colorado State	4	59	116	3	50.9	798	6.9	4	199.5
New Mexico	7	122	215	6	56.7	1,386	6.4	8	198.0
UNLV	6	115	196	4	58.7	1,115	5.7	6	185.8
Wyoming	6	62	134	5	46.3	920	6.9	1	153.3
<b>San Diego State</b>	<b>8</b>	<b>115</b>	<b>203</b>	<b>5</b>	<b>56.7</b>	<b>1,211</b>	<b>6.0</b>	<b>6</b>	<b>151.4</b>
Utah State	6	89	170	5	52.4	815	4.8	6	135.8
Air Force	6	34	61	3	55.7	502	8.2	3	83.7

### ■ Pass Defense

	G	Cmp	Att	Int	Pct	Yds	Avg	TD	Yds/g
Air Force	6	88	143	5	61.5	1,001	7.0	7	166.8
<b>San Diego State</b>	<b>8</b>	<b>157</b>	<b>262</b>	<b>8</b>	<b>59.9</b>	<b>1,482</b>	<b>5.7</b>	<b>11</b>	<b>185.3</b>
Hawai'i	9	145	264	12	54.9	1,774	6.7	12	197.1
Wyoming	6	113	178	4	63.5	1,216	6.8	8	202.7
Boise State	7	112	212	3	52.8	1,467	6.9	10	209.6
Fresno State	6	98	176	4	55.7	1,306	7.4	8	217.7
San José State	8	162	262	3	61.8	1,807	6.9	8	225.9
UNLV	6	99	163	2	60.7	1,363	8.4	6	227.2
Nevada	9	192	317	6	60.6	2,156	6.8	13	239.6
Colorado State	4	74	122	1	60.7	1,001	8.2	5	250.3
Utah State	6	130	192	2	67.7	1,564	8.1	14	260.7
New Mexico	7	143	219	6	65.3	1,981	9.0	18	283.0

### ■ Rushing Offense

	G	No	Yds	Avg	TD	Yds/g
Air Force	6	312	1,834	5.9	16	305.7
Wyoming	6	275	1,317	4.8	16	219.5
<b>San Diego State</b>	<b>8</b>	<b>357</b>	<b>1,595</b>	<b>4.5</b>	<b>14</b>	<b>199.4</b>
New Mexico	7	289	1,370	4.7	12	195.7
Hawai'i	9	324	1,372	4.2	15	152.4
UNLV	6	224	868	3.9	7	144.7
Utah State	6	192	840	4.4	4	140.0
San José State	8	236	1,060	4.5	8	132.5
Colorado State	4	156	496	3.2	6	124.0
Fresno State	6	216	738	3.4	12	123.0
Nevada	9	256	1,101	4.3	7	122.3
Boise State	7	229	750	3.3	13	107.1

### ■ Rushing Defense

	G	No	Yds	Avg	TD	Yds/g
<b>San Diego State</b>	<b>8</b>	<b>258</b>	<b>786</b>	<b>3.0</b>	<b>5</b>	<b>98.3</b>
Colorado State	4	176	434	2.5	8	108.5
San José State	8	297	962	3.2	10	120.3
Wyoming	6	221	752	3.4	7	125.3
Air Force	6	217	819	3.8	4	136.5
Nevada	9	313	1,243	4.0	12	138.1
Boise State	7	285	1,146	4.0	13	163.7
New Mexico	7	241	1,149	4.8	9	164.1
Hawai'i	9	381	1,905	5.0	17	211.7
Fresno State	6	244	1,274	5.2	14	212.3
Utah State	6	252	1,348	5.3	14	224.7
UNLV	6	241	1,530	6.3	22	255.0

### ■ Total Offense

	G	Rush	Pass	Plays	Yds	Avg/P	TD	Yds/g
Fresno State	6	738	2,138	464	2,876	6.2	26	479.3
Nevada	9	1,101	2,872	615	3,973	6.5	34	441.4
San José State	8	1,060	2,387	524	3,447	6.6	27	430.9
New Mexico	7	1,370	1,386	504	2,756	5.5	20	393.7
Air Force	6	1,834	502	373	2,336	6.3	19	389.3
Hawai'i	9	1,372	2,083	640	3,455	5.4	29	383.9
Wyoming	6	1,317	920	409	2,237	5.5	17	372.8
<b>San Diego State</b>	<b>8</b>	<b>1,595</b>	<b>1,211</b>	<b>560</b>	<b>2,806</b>	<b>5.0</b>	<b>20</b>	<b>350.8</b>
Boise State	7	750	1,693	451	2,443	5.4	25	349.0
UNLV	6	868	1,115	420	1,983	4.7	13	330.5
Colorado State	4	496	798	272	1,294	4.8	10	323.5
Utah State	6	840	815	362	1,655	4.6	10	275.8

### ■ Total Defense

	G	Rush	Pass	Plays	Yds	Avg/P	TD	Yds/g
<b>San Diego State</b>	<b>8</b>	<b>786</b>	<b>1,482</b>	<b>520</b>	<b>2,268</b>	<b>4.4</b>	<b>16</b>	<b>283.5</b>
Air Force	6	819	1,001	360	1,820	5.1	11	303.3
Wyoming	6	752	1,216	399	1,968	4.9	15	328.0
San José State	8	962	1,807	559	2,769	5.0	18	346.1
Colorado State	4	434	1,001	298	1,435	4.8	13	358.8
Boise State	7	1,146	1,467	497	2,613	5.3	23	373.3
Nevada	9	1,243	2,156	630	3,399	5.4	25	377.7
Hawai'i	9	1,905	1,774	645	3,679	5.7	29	408.8
Fresno State	6	1,274	1,306	420	2,580	6.1	22	430.0
New Mexico	7	1,149	1,981	460	3,130	6.8	27	447.1
UNLV	6	1,530	1,363	404	2,893	7.2	28	482.2
Utah State	6	1,348	1,564	444	2,912	6.6	28	485.3

### ■ Pass Efficiency

	G	Cmp	Att	Int	Pct	Yds	TD	Effic
Nevada	9	251	359	4	69.9	2,872	27	159.7
Fresno State	6	158	248	5	63.7	2,138	14	150.7
San José State	8	183	288	9	63.5	2,387	19	148.7
Boise State	7	139	222	3	62.6	1,693	12	141.8
Air Force	6	34	61	3	55.7	502	3	131.3
Hawai'i	9	195	316	6	61.7	2,083	14	127.9
New Mexico	7	122	215	6	56.7	1,386	8	117.6
Colorado State	4	59	116	3	50.9	798	4	114.9
UNLV	6	115	196	4	58.7	1,115	6	112.5
<b>San Diego State</b>	<b>8</b>	<b>115</b>	<b>203</b>	<b>5</b>	<b>56.7</b>	<b>1,211</b>	<b>6</b>	<b>111.6</b>
Wyoming	6	62	134	5	46.3	920	1	98.9
Utah State	6	89	170	5	52.4	815	6	

# 2020 MW Statistics



10 BOWL GAME APPEARANCES SINCE 2010 ▶ 21 CONFERENCE CHAMPIONSHIPS

## ■ Pass Efficiency Defense

	G	Cmp	Att	Int	Pct	Yds	TD	Effic
<b>San Diego State</b>	<b>8</b>	<b>157</b>	<b>262</b>	<b>8</b>	<b>59.9</b>	<b>1,482</b>	<b>11</b>	<b>115.2</b>
Hawaii	9	145	264	12	54.9	1,774	12	117.3
Boise State	7	112	212	3	52.8	1,467	10	123.7
Nevada	9	192	317	6	60.6	2,156	13	127.4
San José State	8	162	262	3	61.8	1,807	8	127.6
Fresno State	6	98	176	4	55.7	1,306	8	128.5
Air Force	6	88	143	5	61.5	1,001	7	129.5
Wyoming	6	113	178	4	63.5	1,216	8	131.2
UNLV	6	99	163	2	60.7	1,001	5	141.5
Utah State	6	130	192	2	67.7	1,564	14	158.1
New Mexico	7	143	219	6	65.3	1,981	18	162.9

## ■ Rushing Yards/Game

	G	No	Yds	Avg	TD	Long	Yds/g
1. ROBERTS, Brad (AF)	4	64	461	7.2	5	44	115.3
2. VALLADAY, Xazavian (WY)	5	99	550	5.6	4	78	110.0
<b>3. BELL, Greg (SD)</b>	<b>7</b>	<b>113</b>	<b>637</b>	<b>5.6</b>	<b>6</b>	<b>62</b>	<b>91.0</b>
4. RIVERS, Ronnie (FS)	6	100	507	5.1	7	32	84.5
5. TAU, Toa (NV)	8	114	675	5.9	4	60	84.4

## ■ Passing Yards/Game

	G	C-A-I	Pct	Yds	TD	Avg/g	Effic
1. HAENER, Jake (FS)	6	150-232-5	64.7	2,021	14	336.8	153.4
2. STRONG, Carson (NV)	9	249-355-4	70.1	2,858	27	317.6	160.6
3. STARKEL, Nick (SJ)	8	163-254-7	64.2	2,174	17	271.8	152.6
4. CORDEIRO, Chevan (UH)	9	195-313-6	62.3	2,083	14	75	231.4
5. BACHMEIER, Hank (BS)	5	96-156-2	61.5	1,150	6	230.0	133.6

**10. BAKER, Carson (SD)** 6 59-104-3 56.7 617 3 102.8 110.3

## ■ Total Offense/Game

	G	Rush	Pass	Plays	Total	Yds/g
1. HAENER, Jake (FS)	6	18	2,021	289	2,039	339.8
2. STRONG, CARSON (NV)	9	-95	2,858	388	2,763	307.0
3. CORDEIRO, Chevan (UH)	9	483	2,083	429	2,566	285.1
4. STARKEL, Nick (SJ)	8	-40	2,174	267	2,134	266.8
5. BACHMEIER, Hank (BS)	5	-6	1,150	183	1,144	228.8

**14. BAKER, Carson (SD)** 6 1 617 129 618 103.0

## ■ Receptions/Game

	G	Rec	Yds	TD	Avg/c	Avg/g	Rec/g
1. SHAKIR, Khalil (BS)	7	52	719	6	13.8	7.4	102.7
2. WRIGHT, Dante (CS)	3	20	315	0	15.8	6.7	105.0
3. DOUBS, Romeo (NV)	9	58	1,002	9	17.3	6.4	111.3
4. CROPPER, Jalen (FS)	6	37	520	5	14.1	6.2	86.7
5. GAITHER, Bailey (BS)	7	41	725	4	17.7	5.9	103.6

**18. MATTHEWS, Jesse (SD)** 8 24 326 1 13.6 3.0 40.8

## ■ Receiving Yards/Game

	G	Rec	Yds	TD	Avg/c	Rec/g	Avg/g
1. DOUBS, Romeo (NV)	9	58	1,002	9	17.3	6.4	111.3
2. WRIGHT, Dante (CS)	3	20	315	0	15.8	6.7	105.0
3. GAITHER, Bailey (BS)	7	41	725	4	17.7	5.9	103.6
4. SHAKIR, Khalil (BS)	7	52	719	6	13.8	7.4	102.7
5. CROPPER, Jalen (FS)	6	37	520	5	14.1	6.2	86.7

**19. MATTHEWS, Jesse (SD)** 8 24 326 1 13.6 3.0 40.8

## ■ All-Purpose Yards/Game

	G	Rush	Rcv	PR	KR	Yds	Avg/g
1. RIVERS, Ronnie (FS)	6	507	265	46	0	818	136.3
2. TURNER, Calvin (UH)	9	331	546	0	324	1,201	133.4
3. VALLADAY, Xazavian (WY)	5	550	105	0	0	655	131.0
4. WRIGHT, Dante (CS)	3	36	315	34	0	385	128.3
5. SHAKIR, Khalil (BS)	7	148	719	0	0	867	123.9

**13. BELL, Greg (SD)** 7 637 114 0 0 751 107.3

## ■ Punting Average

	G	Punt	Yds	Avg
1. DIAZ, Julian (NV)	7	23	1,065	46.3
2. BROWN, Tanner (LV)	6	12	546	45.5
<b>3. KULJIAN, Tanner (SD)</b>	<b>8</b>	<b>35</b>	<b>1,589</b>	<b>45.4</b>
4. STONEHOUSE, Ryan (CS)	4	26	1,178	45.3
5. STACK, Adam (UH)	9	44	1,910	43.4

## ■ Scoring/Game

	G	TD	FG	XPT	Pts	Pts/g
1. HOYLAND, John (WY)	6	0	13	16	55	9.2
2. RIVERS, Ronnie (FS)	6	9	0	0	54	9.0
3. TALTON, Brandon (NV)	9	0	15	28	73	8.1
4. TURNER, Calvin (UH)	9	11	0	0	70	7.8
5. ROBERTS, Brad (AF)	4	5	0	0	30	7.5

**10. ARAIZA, Matt (SD)** 8 0 10 23 53 6.6

## ■ Kick Return Average

	G	Returns	Yards	TD	Long	Avg
<b>1. BYRD, Jordan (SD)</b>	<b>8</b>	<b>12</b>	<b>383</b>	<b>1</b>	<b>93</b>	<b>31.9</b>
2. SCARVER, Savon (US)	4	10	314	1	94	31.4
3. GARRETT, Shamar (SJ)	7	12	372	1	98	31.0
4. WILLIAMS, Avery (BS)	7	19	533	2	99	28.1
5. TURNER, Calvin (UH)	9	12	324	1	92	27.0

## ■ Punt Return Average

	G	Returns	Yards	TD	Long	Avg
1. WILLIAMS, Avery (BS)	7	15	229	2	69	15.3
<b>2. MATTHEWS, Jesse (SD)</b>	<b>8</b>	<b>12</b>	<b>113</b>	<b>0</b>	<b>29</b>	<b>9.4</b>
3. DOUBS, Romeo (NV)	9	11	100	0	29	9.1
4. RIVERS, Ronnie (FS)	6	6	46	0	23	7.7
5. WRIGHT, Dante (CS)	3	5	34	0	13	6.8

## ■ Field Goals/Game

	G	FG	FGA	Pct	Made/G	Long
1. HOYLAND, John (WY)	6	13	14	92.9	2.2	42
2. TALTON, Brandon (NV)	9	15	18	83.3	1.7	49
<b>3. ARAIZA, Matt (SD)</b>	<b>8</b>	<b>10</b>	<b>14</b>	<b>71.4</b>	<b>1.3</b>	<b>48</b>
4. SILVA, Ceaser (FS)	4	5	5	100.0	1.3	35
5. MERCURIO, Matt (SJ)	8	9	11	81.8	1.1	36

## ■ Tackles/Game

	G	Solo	Asst	Total	Avg/g	Sacks
1. MUMA, Chad (WY)	6	33	38	71	11.8	3.0
2. MUASAU, Darius (UH)	9	68	36	104	11.6	4.5
3. SHOOK, Brandon (NM)	6	30	30	60	10.0	0.0
4. JACKSON, Dequan (CS)	4	22	18	40	10.0	2.0
5. HARMON, Kyle (SJ)	8	45	33	78	9.8	0.5

**35. JOHNSON JR, Dwayne (SD)** 7 22 17 39 5.6 1

## ■ Tackles For Loss/Game

	G	Solo	Asst	Yds	Tot	Avg/g
1. PATCHAN, Scott (CS)	4	4	7	51	7.5	1.88
2. HALL, Cade (SJ)	7	11	2	63	12.0	1.71
3. FEHOKO, Viliani (SJ)	8	12	1	65	12.5	1.56
4. PERALES, David (FS)	6	7	4	30	9.0	1.50
5. JACKSON, Dequan (CS)	4	5	1	17	5.5	1.38

**9. MCDONALD, Caden (SD)** 8 7 6 48 10.0 1.25

## ■ Sacks/Game

	G	Solo	Asst	Yds	Tot	Avg/g
1. HALL, Cade (SJ)	7	9	2	58	10	1.43
2. PATCHAN, Scott (CS)	4	3	5	45	5.5	1.38
3. JONES, Kwami (FS)	5	5	0	22	5	1.00
4. IRWIN, Shane (BS)	7	6	0	27	6	0.86
5. ATKINS, Kevin (FS)	6	4	2	31	5	0.83

**11. MCDONALD, Caden (SD)** 8 4 1 33 4.5 0.56

## ■ Interceptions/Game

	G	Int	Yds	TD	Long	Int/g
1. REED II, Jerric (NM)	7	4	58	0	25	0.57
<b>2. HALL, Darren (SD)</b>	<b>8</b>	<b>3</b>	<b>72</b>	<b>1</b>	<b>57</b>	<b>0.38</b>
3. TAYLOR, Corvan (AF)	5	2	82	0	62	0.40
4. FRAZIER, Quentin (UH)	9	2	6	0	6	0.22
5. WILLIAMS, Tyson (NV)	9	2	31	0	31	0.22

## ■ Passes Defended/Game

	G	PBU	Int	Total	Avg/g
<b>1. HALL, Darren (SD)</b>	<b>8</b>	<b>6</b>	<b>3</b>	<b>9</b>	<b>1.13</b>
2. REED II, Jerric (NM)	7	3	4	7	1.00
3. KANIHO, Kekaula (BS)	7	7	0	7	1.00
4. FREE, Wylan (FS)	6	4	1	5	0.83
5. LUX, Bralyn (FS)	6	4	1	5	0.83



# 2020 Game Recaps



10 BOWL GAME APPEARANCES SINCE 2010 ▶ 21 CONFERENCE CHAMPIONSHIPS

## Game 1

UNLV	0	0	6	0	-	6
SAN DIEGO STATE	7	20	0	7	-	34

Oct. 24 | Dignity Health Sports Park | Carson, Calif. | 7:38 p.m. PT | Attendance: 0



### TEAM STATISTICS

	UNLV	SDSU
<b>FIRST DOWNS</b>	<b>11</b>	<b>21</b>
Rushing	7	13
Passing	4	6
Penalty	0	2
<b>NET YARDS RUSHING</b>	<b>80</b>	<b>287</b>
Rushing Attempts	35	46
Average Per Rush	2.3	6.2
Rushing Touchdowns	0	3
Yards Gained Rushing	132	314
Yards Lost Rushing	52	27
<b>NET YARDS PASSING</b>	<b>106</b>	<b>137</b>
Completions-Attempts-Int	17-29-0	12-25-0
Average Per Attempt	3.7	5.5
Average Per Completion	6.2	11.4
Passing Touchdowns	1	1
<b>TOTAL OFFENSE YARDS</b>	<b>186</b>	<b>424</b>
Total offense plays	64	71
Average Gain Per Play	2.9	6.0
Fumbles: Number-Lost	1-1	1-1
Penalties: Number-Yards	6-40	6-40
<b>PUNTS-YARDS</b>	<b>9-349</b>	<b>5-249</b>
Average Yards Per Punt	38.8	49.8
Net Yards Per Punt	32.3	47.0
<b>KICKOFFS-YARDS</b>	<b>2-130</b>	<b>6-389</b>
Average Yards Per Kickoff	65.0	64.8
Net Yards Per Kickoff	39.5	38.5
Touchbacks	0	3
Punt returns: Number-Yards-TD	2-14-0	5-38-0
Kickoff returns: Number-Yds-TD	3-83-0	2-51-0
Interceptions: Number-Yds-TD	0-0-0	0-0-0
Fumble Returns: Number-Yds-TD	0-0-0	0-0-0
Possession Time	28:46	31:14
Third-Down Conversions	1 of 15	6 of 15
Fourth-Down Conversions	3 of 4	1 of 2
Red-Zone Scores-Chances	1-3	6-7
Touchdowns	1-3	4-7
Field goals	0-3	2-7
Sacks By: Number-Yards	1-7	5-30
PAT Kicks	0-1	4-4
Field Goals	0-1	2-2
Points off turnovers	0	0

### ▶▶▶ GAME NOTES

#### Big Notes

- The six points allowed by the Aztecs were their fewest given up in a conference game since shutting out Hawaii, 52-0, on Nov. 5, 2016.
- UNLV was just 1-for-15 on third down against SDSU. The 6.7 third-down conversion percentage was the lowest since Sept. 24, 2005 against San José State (0-for-17).
- SDSU improved to 45-2 over its last 47 games when rushing for at least 200 yards.

#### Season Opener Notes

- San Diego State improved to 52-42-5 all-time in season-opening games, including a 27-24-1 mark in the Division I era (since 1969).
- SDSU won its sixth consecutive opener that has been played at home. Over the six games, San Diego State has outscored its opponents, 184-33.

#### Team Notes

- The Aztecs scored 27 points in the first half, their most in a first half since scoring 35 at San José State on Nov. 4, 2017.
- The Aztecs outgained the Rebels, 313-25, at the half, including an 100-0 advantage in the air and a 213-25 edge on the ground.
- San Diego State's 14 tackles for loss were its most since at least the 2012 season.
- SDSU's five sacks were its most since recording six at New Mexico State on Sept. 14, 2019.

## Aztecs Dominate UNLV, 34-6, in 2020 Opener

CARSON, Calif. -- San Diego State used a dominating first half in all three phases of the game and held steady in the second half in a 34-6 victory over UNLV at Dignity Health Sports Park in Carson, Calif.

Greg Bell rushed for 111 yards and a touchdown in his Aztec (1-0, 1-0 MW) debut, Kaegun Williams ran for a career-high 89 yards on 11 carries (8.1 avg.), and Chance Bell (two touchdowns) and Jordan Byrd each added 40 yards apiece on seven and three rushing attempts, respectively.

SDSU jumped out to a 27-0 lead, thanks to four consecutive scores as part of a 20-point second quarter. The four successive scores all came in the final 10 minutes, 36 seconds of the half on touchdown runs by Chance Bell (five yards) and Greg Bell (three yards), and a pair of field goals by Matt Araiza (27 and 22 yards).

UNLV, meanwhile, only got onto the SDSU side of the field once in the first half and missed a 42-yard field goal. The stout San Diego State defense forced six Rebel punts and forced six 3-and-outs (or better) over the seven drives in the first two quarters.

The Rebels, however, used a 13-play, 81-yard drive to begin the second half, culminating with a 4-yard pass from Max Gilliam to Steve Jenkins.

In the fourth, SDSU raced 85 yards in five plays, thanks in part to a 40-yard rush by Greg Bell and a 33-yard pass from Carson Baker to Elijah Kothe. Chance Bell then took a counter almost untouched from 19 yards out for the final points of the game.

San Diego State outgained the Rebels, 424-186, for the game with a commanding 207-yard advantage on the ground (287-80). The Aztecs improved to 45-2 over their last 47 games when rushing for at least 200 yards.

Defensively, the Aztecs totaled 14 tackles for loss (SDSU's most since at least 2011), five sacks and five pass breakups, allowing their fewest points (6) in a conference game since shutting out Hawaii, 52-0, on Nov. 5, 2016. UNLV was just 1-for-15 on third down, the lowest percentage (6.7 pct.) against San Diego State since Sept. 24, 2005 against San José State (0-for-17).

Dwayne Johnson Jr. had a game-high 10 tackles, while Tariq Thompson pitched in with nine stops. Caden McDonald, meanwhile, had career highs of eight tackles, three tackles for loss and 2.5 sacks.

Baker threw for 137 yards in his second career start, including a 4-yard touchdown pass to Ethan Dedeaux to get the Aztecs on the scoreboard in the first quarter.

### >>> SCORING SUMMARY

Qtr	Time	Team	Scoring Play	Plays	TOP	Score
1st	6:06	SDSU	Dedeaux 4-yd pass f. Baker (Araiza kick)	11-85	5:50	0-7
2nd	10:38	SDSU	C. Bell 5-yd run (Araiza kick)	9-80	3:22	0-14
2nd	7:51	SDSU	G. Bell 3-yd run (Araiza kick)	4-16	1:38	0-21
2nd	0:56	SDSU	Araiza 27-yd field goal	12-66	4:03	0-24
2nd	0:00	SDSU	Araiza 22-yd field goal	7-47	0:37	0-27
3rd	8:44	UNLV	Jenkins 4-yd pass f. Gilliam (Gutierrez kick failed)	13-81	6:12	6-27
4th	8:25	SDSU	C. Bell 19-yd run (Araiza kick)	5-85	2:19	6-34

### INDIVIDUAL STATISTICS

#### >>> UNLV

Rushing	Att	Yds	TD	Long	Avg
Williams, C.	20	80	0	25	4.0
Oblad	2	10	0	6	5.0
Rogers	2	8	0	12	4.0
Downing	2	5	0	3	2.5
Collins	2	-7	0	4	-3.5
Gilliam	7	-16	0	8	-2.3
<b>Totals</b>	<b>35</b>	<b>80</b>	<b>0</b>	<b>25</b>	<b>2.3</b>

Passing	C-A-I	Yds	TD	Long	Sack
Gilliam	13-21-0	105	1	23	4
Rogers	2-4-0	-1	0	1	1
Oblad	2-4-0	2	0	4	0
<b>Totals</b>	<b>17-29-0</b>	<b>106</b>	<b>1</b>	<b>23</b>	<b>5</b>

Receiving	No.	Yds	TD	Long
Jenkins	5	44	1	23
Williams, K.	3	33	0	23
Collins	3	-5	0	0
Gasser	2	19	0	15
Downing	2	8	0	7
Bean	1	5	0	5
Williams, C.	1	2	0	2
<b>Totals</b>	<b>17</b>	<b>106</b>	<b>1</b>	<b>23</b>

#### >>> SAN DIEGO STATE

Rushing	Att	Yds	TD	Long	Avg
Bell, G.	19	111	1	40	5.8
Williams	11	89	0	24	8.1
Bell, C.	7	40	2	19	5.7
Byrd	3	40	0	32	13.3
Baker	3	12	0	17	4.0
Dedeaux	1	-2	0	0	-2.0
Team	2	-3	0	0	-1.5
<b>Totals</b>	<b>46</b>	<b>287</b>	<b>3</b>	<b>40</b>	<b>6.2</b>

Passing	C-A-I	Yds	TD	Long	Sack
Baker	12-24-0	137	1	33	1
Team	0-1-0	0	0	0	0
<b>Totals</b>	<b>12-25-0</b>	<b>137</b>	<b>1</b>	<b>33</b>	<b>1</b>

Receiving	No.	Yds	TD	Long
Dedeaux	2	16	1	12
Byrd	2	13	0	9
Busbee	2	5	0	3
Kothe	1	33	0	33
Richardson	1	21	0	21
Williams	1	19	0	19
Sullivan	1	16	0	16
Matthews	1	10	0	10
Bellinger	1	4	0	4
<b>Totals</b>	<b>12</b>	<b>137</b>	<b>1</b>	<b>33</b>

# 2020 Game Recaps



10 BOWL GAME APPEARANCES SINCE 2010 ▶ 21 CONFERENCE CHAMPIONSHIPS

## Game 2

<b>SAN DIEGO STATE</b>	<b>7</b>	<b>3</b>	<b>14</b>	<b>14</b>	<b>-</b>	<b>38</b>
<b>UTAH STATE</b>	<b>0</b>	<b>7</b>	<b>0</b>	<b>0</b>	<b>-</b>	<b>7</b>

Oct. 31 | Maverik Stadium | Logan, Utah | 7:37 p.m. MT | Attendance: 5,116



### TEAM STATISTICS

	SDSU	USU
<b>FIRST DOWNS</b>	<b>30</b>	<b>11</b>
Rushing	18	7
Passing	11	2
Penalty	1	2
<b>NET YARDS RUSHING</b>	<b>407</b>	<b>103</b>
Rushing Attempts	53	25
Average Per Rush	7.7	4.1
Rushing Touchdowns	3	0
Yards Gained Rushing	417	116
Yards Lost Rushing	10	13
<b>NET YARDS PASSING</b>	<b>163</b>	<b>112</b>
Completions-Attempts-Int	18-27-0	18-31-2
Average Per Attempt	6.0	3.6
Average Per Completion	9.1	6.2
Passing Touchdowns	2	1
<b>TOTAL OFFENSE YARDS</b>	<b>570</b>	<b>215</b>
Total offense plays	80	56
Average Gain Per Play	7.1	3.8
Fumbles: Number-Lost	0-0	2-1
Penalties: Number-Yards	6-50	3-32
<b>PUNTS-YARDS</b>	<b>1-58</b>	<b>7-285</b>
Average Yards Per Punt	58.0	40.7
Net Yards Per Punt	38.0	39.7
Inside 20	0	3
<b>KICKOFFS-YARDS</b>	<b>7-450</b>	<b>1-65</b>
Average Yards Per Kickoff	64.3	65.0
Net Yards Per Kickoff	40.7	40.0
Touchbacks	4	1
Punt returns: Number-Yards-TD	2-7-0	0-0-0
Kickoff returns: Number-Yds-TD	0-0-0	3-65-0
Interceptions: Number-Yds-TD	2-25-0	0-0-0
Fumble Returns: Number-Yds-TD	0-0-0	0-0-0
Possession Time	37:53	22:07
Third-Down Conversions	7 of 14	6 of 16
Fourth-Down Conversions	2 of 3	0 of 0
Red-Zone Scores-Chances	3-4	0-0
Touchdowns	2-4	0-0
Field goals	1-4	0-0
Sacks By: Number-Yards	1-3	1-3
PAT Kicks	5-5	1-1
Field Goals	1-3	0-0
Points off turnovers	0	0

### ▶▶ GAME NOTES

#### Big Notes

- San Diego State's 31-point victory marks Utah State's worst home loss to an unranked team since a 38-point loss to Hawai'i on Oct. 23, 2010.
- San Diego State improved to 2-0 for the fourth time in the last five seasons (2016, 2017, 2019 and 2020).
- The Aztecs improved to 2-0 in conference play for the fifth time in the last six seasons (2015, 2016, 2017, 2018, and 2020).
- San Diego State improved to 46-2 over its last 48 games when rushing for at least 200 yards.
- SDSU improved to 6-1 in its last seven road games dating back to the beginning of the 2019 season.
- San Diego State handed Utah State only its third loss in its last 14 home games and just its second loss in its last 10 conference home games.
- SDSU won its conference-opening road game for the sixth straight season.
- SDSU outrushed Utah State by 304 yards (407-103), which is the fifth-largest margin in program history, largest since a 384-yard advantage Nov. 12, 2016 at Nevada.
- The Aztecs are now 40-0 in the Division I history (since 1969) when outrushing its opponent by at least 200 yards.
- SDSU's 355-yard margin is the 10th highest in school history and most since a 448-yard advantage at San José State on Nov. 4, 2017.

## Aztecs Down Utah State, 38-7, in Logan

**LOGAN, Utah** -- San Diego State pulled away in the second half with the final 28 points of the game in a 38-7 win over Utah State in Logan, Utah.

Greg Bell ran for a career-high 157 yards and a touchdown and added a 29-yard touchdown reception for the Aztecs (2-0 2-0 MW), which racked up 407 yards on the ground.

Up 10-7 at the half after an Aggies' (0-2, 0-2 MW) 37-yard touchdown pass with no time left in the second quarter, SDSU dominated the rest of the way, scoring on four consecutive drives and outgaining USU, 345-81, over the final 30 minutes, including a 199-6 advantage in the third quarter.

San Diego State took its opening drive of the second half 75 yards on 10 plays before Greg Bell muscled his way for a 6-yard score.

After forcing a three-and-out, the Aztecs went 68 yards in just six plays, culminating with a Chance Bell sweep right on a fourth-and-1 situation for a 27-yard score to open up a 24-7 lead.

Forcing another three-and-out, SDSU methodically drove 82 yards on 15 plays, ending with a Greg Bell catch and run from Carson Baker for 29 yards and his first career touchdown reception.

On SDSU's next possession, Jordan Byrd broke free for a 73-yard touchdown run to cap the scoring with 5:14 left in the fourth quarter.

Baker hit Kobe Smith for a 15-yard touchdown to get San Diego State on the scoreboard late in the first quarter.

Matt Araiza, who missed two field goals earlier in the first half, made it 10-0 Aztecs with a 28-yard field goal with 1:10 left in the first half.

Utah State, however, went 73 yards in just 1:01, ending with a 37-yard touchdown pass from Jason Shelley to Devon Thompkins with no time left in the second quarter. It was one of only three times in the game the Aggies would get into SDSU territory.

The 31-point loss was the Aggies' worst home loss to an unranked team since a 38-point setback to Hawai'i on Oct. 23, 2010.

Chance Bell added 98 yards on the ground in just 10 carries, while Byrd got all 73 yards on his only rushing attempt.

Baker completed 18 of 27 passes for 163 yards and two touchdowns, improving to 3-0 for his career as the team's starting quarterback.

Smith's six catches and 64 yards led SDSU, which improved to 2-0 for the fourth time in the last five seasons (2016, 2017, 2019 and 2020).

Andrew Aleki, Darren Hall and Tayler Hawkins led a balanced San Diego State defense with five tackles apiece. For the game, San Diego State limited USU to just 215 yards and forced three turnovers, including interceptions by Seyddrick Lakalaka and Rashad Scott.

### >> SCORING SUMMARY

Qtr	Time	Team	Scoring Play	Plays	TOP	Score
1st	3:44	SDSU	Smith 15-yd pass f. Baker (Araiza kick)	6-52	2:34	7-0
2nd	1:10	SDSU	Araiza 28-yd field goal	12-77	4:17	10-0
2nd	0:00	USU	Thompkins 37-yd pass f. Shelley	8-73	1:01	10-7
3rd	9:56	SDSU	G. Bell 6-yd run (Araiza kick)	10-75	5:04	17-7
3rd	5:33	SDSU	C. Bell 27-yd run (Araiza kick)	6-68	2:54	24-7
4th	13:11	SDSU	G. Bell 29-yd pass f. Baker (Araiza kick)	11-82	5:55	31-7
4th	5:14	SDSU	Byrd 73-yd run (Araiza kick)	6-99	3:18	38-7

### INDIVIDUAL STATISTICS

#### >> SAN DIEGO STATE

Rushing	Att	Yds	TD	Long	Avg
G. Bell	22	157	1	30	7.1
C. Bell	10	98	1	30	9.8
Byrd	1	73	1	73	73.0
Baker	6	26	0	17	4.3
Jasmin	5	26	0	8	5.2
Williams	6	23	0	11	3.8
Lotulelei	1	6	0	6	6.0
Team	2	-2	0	0	-2.0
<b>Totals</b>	<b>53</b>	<b>407</b>	<b>3</b>	<b>73</b>	<b>7.7</b>

Passing	C-A-I	Yds	TD	Long	Sack
Baker	18-27-0	163	2	29	1
<b>Totals</b>	<b>18-27-0</b>	<b>163</b>	<b>2</b>	<b>29</b>	<b>1</b>

Receiving	No.	Yds	TD	Long
Smith	6	64	1	16
Matthews	3	24	0	12
G. Bell	2	29	1	29
Bellinger	2	20	0	16
Richardson	2	10	0	9
Busbee	1	9	0	9
Sullivan	1	9	0	9
Byrd	1	-2	0	0
<b>Totals</b>	<b>18</b>	<b>163</b>	<b>2</b>	<b>29</b>

#### >> UTAH STATE

Rushing	Att	Yds	TD	Long	Avg
Henry-Cole	11	27	0	5	2.5
Shelley	5	22	0	14	4.4
Gentry	1	19	0	19	19.0
Peasley	1	19	0	19	19.0
Noa	7	16	0	16	2.3
<b>Totals</b>	<b>25</b>	<b>103</b>	<b>0</b>	<b>19</b>	<b>4.1</b>

Passing	C-A-I	Yds	TD	Long	Sack
Shelley	13-21-1	88	1	37	1
Peasley	5-9-1	24	0	8	0
Team	0-1-0	0	0	0	0
<b>Totals</b>	<b>18-31-2</b>	<b>112</b>	<b>1</b>	<b>37</b>	<b>1</b>

Receiving	No.	Yds	TD	Long
Thompkins	6	55	1	37
McGriff	4	27	0	8
Lane	2	9	0	5
Scarver	2	7	0	4
Wright	1	9	0	9
Nathan	1	5	0	5
Henry-Cole	1	4	0	4
Gentry	1	-4	0	0
<b>Totals</b>	<b>18</b>	<b>112</b>	<b>1</b>	<b>37</b>



# 2020 Game Recaps



10 BOWL GAME APPEARANCES SINCE 2010 ► 21 CONFERENCE CHAMPIONSHIPS

## Game 3

<b>SAN JOSE STATE</b>	<b>0</b>	<b>7</b>	<b>7</b>	<b>14</b>	<b>-</b>	<b>28</b>
<b>SAN DIEGO STATE</b>	<b>3</b>	<b>7</b>	<b>0</b>	<b>7</b>	<b>-</b>	<b>17</b>

Nov. 6 | Dignity Health Sports Park | Carson, Calif. | 6:02 p.m. PT | Attendance: 0



### TEAM STATISTICS

	SJSU	SDSU
<b>FIRST DOWNS</b>	<b>16</b>	<b>20</b>
Rushing	6	8
Passing	9	12
Penalty	1	0
<b>NET YARDS RUSHING</b>	<b>116</b>	<b>101</b>
Rushing Attempts	29	45
Average Per Rush	4.0	2.2
Rushing Touchdowns	2	2
Yards Gained Rushing	143	147
Yards Lost Rushing	27	46
<b>NET YARDS PASSING</b>	<b>182</b>	<b>261</b>
Completions-Attempts-Int	18-28-1	21-30-1
Average Per Attempt	6.5	8.7
Average Per Completion	10.1	12.4
Passing Touchdowns	2	0
<b>TOTAL OFFENSE YARDS</b>	<b>298</b>	<b>362</b>
Total offense plays	57	75
Average Gain Per Play	5.2	4.8
Fumbles: Number-Lost	1-0	2-2
Penalties: Number-Yards	2-15	4-40
<b>PUNTS-YARDS</b>	<b>7-257</b>	<b>4-183</b>
Average Yards Per Punt	36.7	45.8
Net Yards Per Punt	36.7	36.0
Inside 20	2	1
<b>KICKOFFS-YARDS</b>	<b>5-266</b>	<b>4-260</b>
Average Yards Per Kickoff	53.2	65.0
Net Yards Per Kickoff	35.8	37.8
Touchbacks	0	2
Punt returns: Number-Yards-TD	1-19-0	1-0-0
Kickoff returns: Number-Yds-TD	2-59-0	5-87-0
Interceptions: Number-Yds-TD	1-0-0	1-5-0
Fumble Returns: Number-Yds-TD	1-0-0	0-0-0
Possession Time	23:52	36:08
Third-Down Conversions	4 of 11	6 of 15
Fourth-Down Conversions	0 of 0	1 of 3
Red-Zone Scores-Chances	4-4	3-5
Touchdowns	4-4	2-5
Field goals	0-4	1-5
Sacks By: Number-Yards	3-14	0-0
PAT Kicks	4-4	2-2
Field Goals	0-0	1-1
Points off turnovers	14	0

### ►► GAME NOTES

#### Streaks Broken

- 4-game win streak
- 4-game win streak in games coached by Brady Hoke
- 5-game win streak against teams from the state of California
- 7-game win streak against San José State
- 3-game win streak in games played in the Pacific Time Zone
- 41-quarter streak of allowing one or less score (was the longest active streak in FBS play and longest since Alabama had a 46-quarter stretch from 2011-12)

#### Team Notes

- SDSU allowed its most points in a game since allowing 31 vs. Hawai'i in overtime on Nov. 24, 2018. It was the most points allowed in regulation since giving up 31 at No. 13/13 Stanford on Aug. 31, 2018
- The Aztecs had multiple turnovers for just the second time in the last 16 games
- SDSU's first turnover on offense this year happened on its 208th offensive play
- San Diego State allowed its first rushing touchdown of the season in the fourth quarter

#### Trends

- SDSU saw its eight-game winning streak snapped when scoring in the first quarter.
- SDSU saw its six-game winning streak snapped when scoring first

## Aztecs Fall to Spartans, 28-17

**CARSON, Calif.** – In a battle of two unbeaten teams, San Diego State dropped its first game of the 2020 campaign after suffering a 28-17 setback to San José State at Dignity Health Sports Park.

The Aztecs (2-1) committed three costly turnovers in the fourth quarter, as the Spartans (3-0) erased a 17-14 deficit with two touchdowns over the final 11:10 to defeat the Scarlet and Black for the first time in the last eight meetings.

Despite dominating the time of possession (36:08-23:52) and maintaining the upper hand in total yards (362-298), San Diego State was outgained on the ground (116-101), netting minus-two yards for the entire fourth quarter.

Individually, Greg Bell rushed for 109 yards and one touchdown on 25 carries, becoming the first player in program history to record three straight 100-yard performances to begin his Aztec career.

In addition, Jesse Matthews aided the SDSU cause with a career-high 139 receiving yards on six catches, including a season-long 51-yarder in the first quarter to help set up a field goal, while Carson Baker also finished with a personal-best 261 passing yards after completing 21 of 30 attempts.

Bell scored on a five-yard burst up the middle early in the fourth quarter, culminating a seven-play, 69-yard march, which put the Aztecs back on top 17-14.

San Diego State looked to increase its advantage on its next series after holding the Spartans to a three-and-out. However, disaster struck on the second play when Baker fumbled trying to elude a heavy rush and SJSU's Villemie Fehoko alertly pounced on the loose ball at the Aztec 17.

Two plays later, Tyler Nevens scored on a 3-yard run to give the Spartans a 21-17 lead with 11:10 remaining.

Unfazed, San Diego State wasted little time advancing on its next possession. However, the Spartans sacked Baker for a 4-yard loss before Tre Jenkins made a juggling interception in the end zone to snuff out the Aztec threat.

After yielding a first down following the turnover, SDSU ultimately forced another punt with 3:47 left on the clock. Unfortunately, Jordan Byrd could not field the kick cleanly after an instantaneous hit by Tre Walker, while Rico Tolefree corralled the loose ball at the Aztec 27.

Five plays later, quarterback Nick Nash made the Aztecs pay with a clinching 14-yard touchdown run, which provided the visitors an insurmountable 28-17 advantage with 2:08 to go.

San Diego State forged a 10-0 advantage on Matt Araiza's 34-yard field goal past the midway point of the first quarter and Baker's 1-yard plunge at the 8:53 mark of the second period.

SJSU, which punted on its first five possessions of the evening, finally hit paydirt with 35 seconds left in the half when Nash hit Deese on a 4-yard touchdown pass over the middle to cap a 10-play, 89-yard drive.

In the third quarter, Nash hooked up with Bailey Gaither on a 3-yard touchdown pass to give the visitors their first lead of the night at 14-10.

### >>> SCORING SUMMARY

Qtr	Time	Team	Scoring Play	Plays	TOP	Score
1st	6:17	SDSU	Araiza 34-yd field goal	7-66	3:49	0-3
2nd	8:53	SDSU	Baker 1-yd run (Araiza kick)	10-50	5:05	0-10
2nd	0:35	SJSU	Deese Jr. 4-yd pass f. Nash (Mercurio kick)	10-89	3:36	7-10
3rd	2:26	SJSU	Gaither 3-yd pass f. Nash (Mercurio kick)	8-62	3:09	14-10
4th	14:30	SDSU	G. Bell 5-yd run (Araiza kick)	7-69	2:49	14-17
4th	11:10	SJSU	Nevens 3-yd run (Mercurio kick)	2-17	0:34	21-17
4th	1:33	SJSU	Nash 14-yd run (Mercurio kick)	5-27	1:59	28-17

### INDIVIDUAL STATISTICS

#### >>> SAN JOSE STATE

Rushing	Att	Yds	TD	Long	Avg
Nash	11	53	1	19	4.8
Nevens	9	44	1	14	4.9
Robinson	8	20	0	10	2.5
Team	1	-1	0	0	-1.0
<b>Totals</b>	<b>29</b>	<b>116</b>	<b>2</b>	<b>19</b>	<b>4.0</b>
Passing	C-A-I	Yds	TD	Long	Sack
Nash	16-25-1	169	2	32	0
Starkel	2-3-0	13	0	9	0
<b>Totals</b>	<b>18-28-1</b>	<b>182</b>	<b>2</b>	<b>32</b>	<b>0</b>

Receiving	No.	Yds	TD	Long
Deese Jr.	5	76	1	27
Walker	5	70	0	32
Gaither	3	20	1	9
Nevens	3	4	0	5
Hamilton	1	9	0	9
Braddock	1	3	0	3
<b>Totals</b>	<b>18</b>	<b>182</b>	<b>2</b>	<b>32</b>

#### >>> SAN DIEGO STATE

Rushing	Att	Yds	TD	Long	Avg
Bell, G.	25	109	1	13	4.4
Bell, C.	7	18	0	11	2.6
Byrd	2	3	0	2	1.5
Williams	1	1	0	1	1.0
Team	1	-1	0	0	-1.0
Baker	9	-29	1	-3.2	
<b>Totals</b>	<b>45</b>	<b>101</b>	<b>2</b>	<b>2.2</b>	

Passing	C-A-I	Yds	TD	Long	Sack
Baker	21-30-1	261	0	51	3
<b>Totals</b>	<b>21-30-1</b>	<b>261</b>	<b>0</b>	<b>51</b>	<b>3</b>

Receiving	No.	Yds	TD	Long
Matthews	6	139	0	51
Bell, G.	6	34	0	9
Bellinger	4	49	0	21
Smith	3	26	0	23
Busbee	1	11	0	11
Byrd	1	2	0	2
<b>Totals</b>	<b>21</b>	<b>261</b>	<b>0</b>	<b>51</b>

# 2020 Game Recaps



10 BOWL GAME APPEARANCES SINCE 2010 ► 21 CONFERENCE CHAMPIONSHIPS

## Game 4

<b>HAWAII</b>	<b>0</b>	<b>0</b>	<b>3</b>	<b>7</b>	<b>-</b>	<b>10</b>
<b>SAN DIEGO STATE</b>	<b>14</b>	<b>14</b>	<b>0</b>	<b>6</b>	<b>-</b>	<b>34</b>

Nov. 14 | Dignity Health Sports Park | Carson, Calif. | 1:07 p.m. PT | Attendance: 0



### TEAM STATISTICS

	UH	SDSU
<b>FIRST DOWNS</b>	<b>14</b>	<b>15</b>
Rushing	6	13
Passing	8	2
Penalty	0	0
<b>NET YARDS RUSHING</b>	<b>63</b>	<b>326</b>
Rushing Attempts	35	51
Average Per Rush	1.8	6.4
Rushing Touchdowns	0	3
Yards Gained Rushing	133	369
Yards Lost Rushing	70	43
<b>NET YARDS PASSING</b>	<b>209</b>	<b>30</b>
Completions-Attempts-Int	17-35-1	4-13-2
Average Per Attempt	6.0	2.3
Average Per Completion	12.3	7.5
Passing Touchdowns	1	0
<b>TOTAL OFFENSE YARDS</b>	<b>272</b>	<b>356</b>
Total offense plays	70	64
Average Gain Per Play	3.9	5.6
Fumbles: Number-Lost	5-2	1-1
Penalties: Number-Yards	4-35	4-48
<b>PUNTS-YARDS</b>	<b>8-326</b>	<b>5-211</b>
Average Yards Per Punt	40.8	42.2
Net Yards Per Punt	33.2	38.6
Inside 20	3	3
<b>KICKOFFS-YARDS</b>	<b>3-195</b>	<b>7-455</b>
Average Yards Per Kickoff	65.0	65.0
Net Yards Per Kickoff	41.3	40.0
Touchbacks	2	7
Punt returns: Number-Yards-TD	2-18-0	5-60-0
Kickoff returns: Number-Yds-TD	0-0-0	1-21-0
Interceptions: Number-Yds-TD	2-6-0	1-71-1
Fumble Returns: Number-Yds-TD	0-0-0	0-0-0
Possession Time	28:34	31:26
Third-Down Conversions	3 of 17	4 of 14
Fourth-Down Conversions	1 of 2	0 of 0
Red-Zone Scores-Chances	1-2	3-3
Touchdowns	0-2	1-3
Field goals	1-2	2-3
Sacks By: Number-Yards	1-8	7-64
PAT Kicks	1-1	4-4
Field Goals	1-2	2-2
Points off turnovers	3	17

### ►► GAME NOTES

#### Big Notes

- San Diego State recorded its third victory this season by at least 24 points (also: 28 vs. UNLV and 31 at Utah State)
- SDSU broke 200 rushing yards and now is 44-1 its last 45 games it has rushed for at least 200 yards
- Greg Bell recorded his fourth straight 100-yard game, extending his SDSU record for the most games to start an Aztec career with a 100-yard rushing game. He now has five career 100-yard rushing games in eight Division I games played.
- San Diego State is 3-1 after four games for the third consecutive season.
- This was the fifth consecutive time the Aztecs have responded from a defeat with a victory
- San Diego State improved to 8-1 the last nine times it has had exactly eight days off between games (the Aztecs previously played on Friday, Oct. 6)
- San Diego State had seven sacks, its most in a game since having seven vs. Houston in the 2016 Las Vegas Bowl.
- Through four games, SDSU is averaging 30.8 points per game. Last season, the Aztecs averaged 21.2 points per contest.
- Through four conference games last season, SDSU had 94 points. This season, through four games, the Aztecs have 123 points (gain of 29 points).

## Aztecs Run Past Hawai'i, 34-10

**CARSON, Calif.** -- San Diego State struck for two long touchdown runs and converted three turnovers into 17 additional points in a 34-10 triumph over Hawai'i at Dignity Health Sports Park.

Buoyed by Greg Bell's career-high 160 yards rushing on 19 carries, the Aztecs maintained a 326-66 advantage on the ground, while an opportunistic defense recorded seven sacks, two fumble recoveries and one interception.

SDSU improved to 3-1 on the season with the win, snapping a two-game losing streak to UH.

The teams exchanged punts on the first six possessions of the game before SDSU registered two quick scores to build a 14-0 lead late in the first quarter.

Jordan Byrd provided a spark, breaking free for a 51-yard touchdown run down the left sideline, which gave the hosts a 7-0 advantage at the 3:26 mark of the opening period.

The Rainbow Warriors punted deep into SDSU territory on their ensuing series, but Jesse Matthews returned it 29 yards to the Aztec 38. On the very first snap, Bell juke left before cutting back inside through a gaping hole, outracing the UH defense to the end zone on a 62-yard scamper.

With nearly three minutes elapsed in the second quarter, SDSU caught another break when Kyrion White forced a fumble on Melquise Stovall's punt return deep in Rainbow territory, while Andrew Alves pounced on the loose ball at the Hawai'i 13. Three plays later, Bell plowed his way up the middle for his second touchdown to up the Aztecs up, 21-0.

SDSU crossed the midfield stripe on its next possession, but Michael Washington intercepted Carson Baker's deep pass at the 16.

Following the turnover, Hawai'i engineered its most productive drive of the half, marching 49 yards in 10 plays while consuming 4:17 on the clock. However, on third-and-10 from the Aztec 35, Segun Olubi stepped in front of a Chevan Cordeiro pass over the middle intended for Miles Reed and sprinted 71 yards down the left sideline untouched to give the Scarlet and Black a commanding 28-0 lead.

The Rainbows finally dented the scoreboard at the 5:13 mark of the third quarter when Matthew Shipley connected on a 27-yard field goal, atoning for a miss from 42 yards out earlier in the period.

SDSU answered with a 27-yard field goal of its own by Matt Araiza early in the fourth quarter.

Hawai'i scored its lone touchdown on the second play of the following series, with Calvin Turner busting loose for 75-yard score after catching a short pass from Cordeiro, narrowing the gap to 31-10.

Lucas Johnson took over for Carson Baker at this juncture and directed a lengthy 16-play, 57-drive that chewed up over nine minutes on the clock, punctuated by Araiza's 36-yard field goal with 2:59 left to play. Johnson showed off his mobility with 47 rushing yards during the series.

San Diego State's seven sacks equaled its highest total in a game since its victory over Houston in the 2016 Las Vegas Bowl, as McDonald and Jonah Tavai recorded two apiece.

McDonald shared the team lead with seven tackles, including three for a loss, joining Seyddrick Lakalaka and Tariq Thompson. Thompson posted five solo stops along with Andrew Aleki.

### >>> SCORING SUMMARY

Qtr	Time	Team	Scoring Play	Plays	TOP	Score
1st	3:26	SDSU	Byrd 51-yd run (Araiza kick)	2-51	0:16	0-7
1st	1:08	SDSU	G. Bell 62-yd run (Araiza kick)	1-62	0:11	0-14
2nd	10:25	SDSU	G. Bell 3-yd run (Araiza kick)	3-13	1:15	0-21
2nd	1:20	SDSU	Olubi 71-yd interception return (Araiza kick)	--	--	0-28
3rd	5:13	UH	Shipley 27-yd field goal	10-50	3:08	3-28
4th	12:51	SDSU	Araiza 27-yd field goal	4-1	2:04	3-31
4th	12:00	UH	Turner 75-yd pass f. Cordeiro	2-75	0:51	10-31
4th	2:59	SDSU	Araiza 36-yd field goal	16-57	9:01	10-34

### INDIVIDUAL STATISTICS

#### >>> HAWAII

Rushing	Att	Yds	TD	Long	Avg
Turner	6	39	0	23	6.5
Cordeiro	20	20	0	18	1.0
Hunter	2	6	0	5	3.0
Reed	7	1	0	3	0.1
<b>Totals</b>	<b>35</b>	<b>66</b>	<b>0</b>	<b>23</b>	<b>1.9</b>

Passing	C-A-I	Yds	TD	Long	Sack
Cordeiro	17-35-1	209	1	75	7
<b>Totals</b>	<b>17-35-1</b>	<b>209</b>	<b>1</b>	<b>75</b>	<b>7</b>

Receiving	No.	Yds	TD	Long
Turner	4	116	1	75
Smart	4	24	0	14
Bussey	4	22	0	8
Cephus	1	29	0	29
Bowens	1	8	0	8
Panoke	1	5	0	5
Reed	1	5	0	5
Mardner	1	0	0	0
<b>Totals</b>	<b>17</b>	<b>209</b>	<b>1</b>	<b>75</b>

#### >>> SAN DIEGO STATE

Rushing	Att	Yds	TD	Long	Avg
Bell, G.	19	160	2	62	8.4
Byrd	7	61	1	51	8.7
Bell, C.	9	47	0	27	5.2
Johnson, L.	4	47	0	24	11.8
Williams	8	21	0	13	2.6
Team	1	-1	0	0	-1.0
Baker	3	-9	0	2	-3.0
<b>Totals</b>	<b>51</b>	<b>326</b>	<b>3</b>	<b>62</b>	<b>6.4</b>

Passing	C-A-I	Yds	TD	Long	Sack
Baker	4-13-2	30	0	14	1
<b>Totals</b>	<b>4-13-2</b>	<b>30</b>	<b>0</b>	<b>14</b>	<b>1</b>

Receiving	No.	Yds	TD	Long
Bell, C.	1	14	0	14
Bell, G.	1	9	0	9
Kothe	1	8	0	8
Byrd	1	-1	0	0
<b>Totals</b>	<b>4</b>	<b>30</b>	<b>0</b>	<b>14</b>



# 2020 Game Recaps



10 BOWL GAME APPEARANCES SINCE 2010 ▶ 21 CONFERENCE CHAMPIONSHIPS

## Game 5

<b>SAN DIEGO STATE</b>	<b>7</b>	<b>14</b>	<b>0</b>	<b>0</b>	<b>-</b>	<b>21</b>
<b>NEVADA</b>	<b>6</b>	<b>10</b>	<b>10</b>	<b>0</b>	<b>-</b>	<b>26</b>

Nov. 21 | Mackay Stadium | Reno, Nev. | 12:36 p.m. PT | Attendance: 50



### TEAM STATISTICS

	SDSU	NEV
<b>FIRST DOWNS</b>	<b>16</b>	<b>19</b>
Rushing	8	5
Passing	7	10
Penalty	1	4
<b>NET YARDS RUSHING</b>	<b>109</b>	<b>88</b>
Rushing Attempts	36	23
Average Per Rush	3.0	3.8
Rushing Touchdowns	2	0
Yards Gained Rushing	140	91
Yards Lost Rushing	31	3
<b>NET YARDS PASSING</b>	<b>184</b>	<b>288</b>
Completions-Attempts-Int	14-25-0	31-47-1
Average Per Attempt	7.4	6.1
Average Per Completion	13.1	9.3
Passing Touchdowns	1	2
<b>TOTAL OFFENSE YARDS</b>	<b>293</b>	<b>376</b>
Total offense plays	61	70
Average Gain Per Play	4.8	5.4
Fumbles: Number-Lost	1-1	0-0
Penalties: Number-Yards	6-48	7-42
<b>PUNTS-YARDS</b>	<b>8-420</b>	<b>5-276</b>
Average Yards Per Punt	52.5	55.2
Net Yards Per Punt	42.4	52.2
Inside 20	2	4
<b>KICKOFFS-YARDS</b>	<b>4-260</b>	<b>7-451</b>
Average Yards Per Kickoff	65.0	64.4
Net Yards Per Kickoff	40.0	39.4
Touchbacks	4	5
Punt returns: Number-Yards-TD	2-15-0	4-61-0
Kickoff returns: Number-Yds-TD	2-50-0	0-0-0
Interceptions: Number-Yds-TD	1-0-0	0-0-0
Fumble Returns: Number-Yds-TD	0-0-0	0-0-0
Possession Time	27:07	32:53
Third-Down Conversions	3 of 12	5 of 16
Fourth-Down Conversions	0 of 1	1 of 1
<b>Red-Zone Scores-Chances</b>	<b>2-3</b>	<b>5-5</b>
Touchdowns	2-3	1-5
Field goals	0-3	4-5
Sacks By: Number-Yards	0-0	2-13
PAT Kicks	3-3	2-2
Field Goals	0-0	4-5
Points off turnovers	0	3

### ▶▶ GAME NOTES

#### Series Notes

- The Aztecs fell to 7-6 all-time against Nevada.
- SDSU dropped to 2-3 all-time at Mackay Stadium and 2-4 all-time vs. the Wolf Pack in Reno.
- SDSU lost its third straight game in the series.

#### Team Notes

- SDSU has still won five of its last seven games (5-2), 13 of its last 18 games (13-5), 31 of its last 45 (31-14), 38 of its last 54 (38-16), 51 of its last 68 (51-17) and 52 of its last 72 since the 2015 season (52-20).
- The Aztecs had their five-game win streak snapped in games played in the afternoon (prior to 6 p.m. local kickoff).
- The Aztecs are now outscoring the opposition, 38-6, in the first quarter.

#### Trends

- San Diego State did not start with the ball for just the 17th time over the last 115 games.
- The Aztecs held their opponents scoreless on their opening possession for the fifth time this season and 54th time since 2015 (72 games).
- San Diego State fell to 3-2 on the year when leading after the first quarter and 10-7 in the Brady Hoke era.
- The Aztecs dropped to 3-2 on the season when leading at the half and 15-5 in the Brady Hoke era.

## Aztecs Edged by Nevada in Reno, 26-21

RENO, Nev. -- San Diego State was unable to convert on fourth-and-goal from the Nevada 5-yard line in the late moments and had to settle for a 26-21 loss in Reno, Nev.

With the Aztec offense sputtering in the second half, SDSU caught a break when Darren Hall picked off Wolf Pack quarterback Carson Strong on the UN 26-yard line with 3:23 remaining in the game.

San Diego State picked up two first downs on runs by Chance Bell to get to the Nevada 4-yard line. On first down, Aztec quarterback Lucas Johnson's pass attempt to Jesse Matthews in the left-corner of the end zone was batted down by Wolf Pack cornerback Berdale Robins. On second down, UN stopped Chance Bell for a 1-yard loss. On third-and-goal from the 5, Johnson's throw to a crossing Matthews was just behind, setting up the fourth-and-goal situation. Following a timeout, Johnson's pass attempt to the left side of the end zone sailed over Kobe Smith's head, setting up a Nevada kneel down.

SDSU appeared in control in the first half, where it racked up 252 yards on 28 plays (9.0 yards per play) and 13 first downs, while punting once.

The Wolf Pack struck first on a 31-yard field goal by Brandon Talton with 8:37 left in the first quarter.

San Diego State answered with a 35-yard run by Johnson. The first career rushing touchdown for Johnson came right after a 35-yard pass to a diving Jesse Matthews on third-and-5.

After another field goal by Talton (33 yards), the Aztecs marched 75 yards on seven plays, ending on a 7-yard pass from Johnson to Smith.

Talton's third field goal (22 yards) brought UN to within five at 14-9 with 9:55 left in the first half.

Following a SDSU punt, Nevada went 86 yards on eight plays, culminating with a 2-yard pass by Strong to Cole Turner.

Unfazed, SDSU drove 64 yards on just six plays thanks to a returning Greg Bell. Greg Bell, who entered the game with four straight 100-yard rushing games, injured his ankle on the third play of the game and was questionable to return. On the drive, Bell rushed for 35 yards on five attempts, including a 2-yard score to give San Diego State a 21-16 lead at intermission.

The Aztecs, however, struggled offensively in the second half, gaining just 41 yards on 32 plays (1.3 yards per play) and three first downs, punting seven times.

Nevada took the lead for good on its first drive of the second half on Strong's 50-yard pass to Romeo Doubs. The Wolf Pack later added a fourth field goal by Talton (27 yards) to finish up the scoring.

Johnson was 14-for-24 in the game for 184 yards and a touchdown, including five passes for 80 yards to Matthews.

Hall led the Aztec defense with a career-high 11 tackles (10 solo), an interception and two pass breakups, while sophomores Michael Shawcroft (eight tackles) and Patrick McMorris (seven tackles) each set career highs in tackles.

### >>> SCORING SUMMARY

Qtr	Time	Team	Scoring Play	Plays	TOP	Score
1st	8:37	NEV	Talton 31-yd field goal	9-29	3:23	0-3
1st	7:33	SDSU	L. Johnson 35-yd run (Araiza kick)	4-75	1:04	7-3
1st	2:36	NEV	Talton 33-yd field goal	9-59	4:57	7-6
2nd	14:57	SDSU	Smith 7-yd pass f. L. Johnson (Araiza kick)	7-75	2:39	14-6
2nd	9:55	NEV	Talton 22-yd field goal	12-70	5:02	14-9
2nd	4:15	NEV	Turner 2-yd pass f. Strong (Talton kick)	8-86	3:19	14-16
2nd	1:15	SDSU	G. Bell 2-yd run (Araiza kick)	6-64	2:54	21-16
3rd	10:42	NEV	Doubs 50-yd pass f. Strong (Talton kick)	7-70	2:57	21-23
3rd	2:17	NEV	Talton 27-yd field goal	7-24	3:46	21-26

### INDIVIDUAL STATISTICS

#### >>> SAN DIEGO STATE

Rushing	Att	Yds	TD	Long	Avg
Bell, C.	11	42	0	13	3.8
Johnson, L.	5	29	1	35	5.8
Bell, G.	10	28	1	14	2.8
Byrd	6	6	0	4	1.0
Baker	3	5	0	4	1.7
Team	1	-1	0	0	-1.0
<b>Totals</b>	<b>36</b>	<b>109</b>	<b>2</b>	<b>35</b>	<b>3.0</b>

Passing	C-A-I	Yds	TD	Long	Sack
Johnson, L.	14-24-0	184	1	35	2
Baker	0-1-0	0	0	0	0
<b>Totals</b>	<b>14-25-0</b>	<b>184</b>	<b>1</b>	<b>35</b>	<b>2</b>

Receiving	No.	Yds	TD	Long
Matthews	5	80	0	35
Kothe	2	39	0	20
Busbee	2	24	0	17
Smith	2	20	1	13
Bellinger	2	18	0	12
Bell, C.	1	3	0	3
<b>Totals</b>	<b>14</b>	<b>184</b>	<b>1</b>	<b>35</b>

#### >>> NEVADA

Rushing	Att	Yds	TD	Long	Avg
Taua	13	52	0	12	4.0
Lee	7	25	0	24	3.6
Strong	1	8	0	8	8.0
Stovall	1	4	0	4	4.9
Team	1	-1	0	0	-1.0
<b>Totals</b>	<b>23</b>	<b>88</b>	<b>0</b>	<b>24</b>	<b>3.8</b>

Passing	C-A-I	Yds	TD	Long	Sack
Strong	31-46-1	288	2	59	9
Taua	0-1-0	0	0	0	0
<b>Totals</b>	<b>31-47-1</b>	<b>288</b>	<b>2</b>	<b>59</b>	<b>0</b>

Receiving	No.	Yds	TD	Long
Turner	8	50	1	14
Lockhart	8	45	0	12
Doubs	5	133	1	59
Lee	3	19	0	12
Taua	3	18	0	6
Stovall	3	17	0	11
Ross	1	6	0	6
<b>Totals</b>	<b>31</b>	<b>288</b>	<b>2</b>	<b>59</b>

# 2020 Game Recaps



10 BOWL GAME APPEARANCES SINCE 2010 ▶ 21 CONFERENCE CHAMPIONSHIPS

## Game 6

<b>SAN DIEGO STATE</b>	<b>0</b>	<b>10</b>	<b>0</b>	<b>0</b>	<b>-</b>	<b>10</b>
<b>COLORADO</b>	<b>7</b>	<b>7</b>	<b>3</b>	<b>3</b>	<b>-</b>	<b>20</b>

Nov. 28 | Folsom Field | Boulder, Colo. | 3:37 p.m. MT | Attendance: 0



### TEAM STATISTICS

	SDSU	CU
<b>FIRST DOWNS</b>	<b>10</b>	<b>19</b>
Rushing	5	8
Passing	3	7
Penalty	2	4
<b>NET YARDS RUSHING</b>	<b>79</b>	<b>134</b>
Rushing Attempts	31	53
Average Per Rush	2.5	2.5
Rushing Touchdowns	0	1
Yards Gained Rushing	107	179
Yards Lost Rushing	28	45
<b>NET YARDS PASSING</b>	<b>76</b>	<b>138</b>
Completions-Attempts-Int	11-28-1	17-29-1
Average Per Attempt	2.7	4.8
Average Per Completion	6.9	8.1
Passing Touchdowns	0	1
<b>TOTAL OFFENSE YARDS</b>	<b>155</b>	<b>272</b>
Total offense plays	59	82
Average Gain Per Play	2.6	3.3
Fumbles: Number-Lost	1-0	3-0
Penalties: Number-Yards	7-64	3-40
<b>PUNTS-YARDS</b>	<b>8-359</b>	<b>8-307</b>
Average Yards Per Punt	44.9	38.4
Net Yards Per Punt	42.4	36.1
Inside 20	3	4
<b>KICKOFFS-YARDS</b>	<b>3-186</b>	<b>5-319</b>
Average Yards Per Kickoff	62.0	63.8
Net Yards Per Kickoff	40.0	44.4
Touchbacks	2	3
Punt returns: Number-Yards-TD	2-18-0	3-20-0
Kickoff returns: Number-Yds-TD	1-22-0	1-16-0
Interceptions: Number-Yds-TD	1-57-1	1-6-0
Fumble Returns: Number-Yds-TD	0-0-0	0-0-0
Possession Time	22:32	37:28
Third-Down Conversions	4 of 17	7 of 19
Fourth-Down Conversions	0 of 1	1 of 1
Red-Zone Scores-Chances	0-0	3-3
Touchdowns	0-0	2-3
Field goals	0-0	1-3
Sacks By: Number-Yards	2-14	4-10
PAT Kicks	1-1	2-2
Field Goals	1-3	2-2
Points off turnovers	7	0

### ▶▶ GAME NOTES

#### Big Notes

- San Diego State fell to 5-2 in its last seven games against Pac-12 Conference teams.
- SDSU held Colorado to its fewest points (20, previous low was 35) and yards (272, previous low was 432) in a game this season. The Buffaloes came in averaging 41.5 points and 478.5 yards per game.
- The Aztecs dropped to 6-3 in road games since the start of 2019.
- SDSU had its nine-game winning streak snapped of games played in the Mountain Time Zone.
- San Diego State had its four-game winning streak snapped against teams from the Mountain Time Zone.
- The Aztecs had their seven-game winning streak snapped in games played in the state of Colorado.
- SDSU had won its last five games following a loss prior to today.

#### Team Notes

- San Diego State had the ball for just 22 minutes, 32 seconds (22:32), its fewest in a game since holding the ball for 17:49 at Army West Point on Sept. 10, 2011.
- The Aztecs had three players reach double-digits in the tackles for the first time since the 2017 Armed Forces Bowl against Army West Point.
- Colorado had 83 yards on its first drive on 16 plays (5.2 yards per play). The rest of the game the Buffaloes had 189 yards on 66 plays (2.9 yards per play).

## SDSU's Offense Sputters in 20-10 Loss at Colorado

**BOULDER, Colo.** -- Taking the game on two days notice, San Diego State was unable to get things going offensively in a 20-10 loss at Colorado in Boulder.

Originally scheduled to play at Fresno State on Friday, the Aztecs (3-3) found out about the cancellation on the previous Sunday morning. SDSU practiced on Tuesday and Wednesday, but didn't find out about its Saturday destination until 6:05 p.m. PT on Thanksgiving after practicing earlier in the day.

San Diego State once again used a stout defense to keep the team in the game. After a three-and-out by the Aztecs to start, the Buffaloes (3-0) marched 83 yards on 16 plays before quarterback Sam Noyer sneaked it in on a fourth-and-goal from the SDSU 1-yard line.

Following the 16-play, 83-yard drive (5.2 yards per play), San Diego State held CU to just 189 yards on 66 plays the rest of the way (2.9 yards per play).

Colorado jumped out to a 14-0 lead late in the second quarter when Noyer found Jaylon Jackson for a 3-yard touchdown. The Buffaloes took advantage of four Aztec penalties on the drive, all which resulted in Buffalo first downs.

After another three-and-out by SDSU, it appeared CU could sit on a 14-0 lead at the half. On Colorado's ensuing possession, however, Darren Hall jumped in front of a throw by Noyer and ran it back 57 yards to put San Diego State on the scoreboard. It was the 12th interception returned for a touchdown by the Aztecs since the 2015 season.

SDSU then forced a three-and-out of its own and got the ball back with 1 minute, 44 seconds left in the half. San Diego State got deep into Buffalo territory, but had to settle for a 48-yard field goal by Matt Araiza to make it a 14-10 game at the half, scoring 10 points in a span of 3:14. The 48-yarder tied a career long for the sophomore.

CU added a 36-yard field goal midway through the third quarter and a 41-yarder early in the fourth.

Araiza, however, missed a pair of field goals in the fourth, including a 50-yard attempt that was blocked and a 44-yarder that missed right.

Following the second miss, San Diego State failed on fourth-and-13 from its own 47 and quarterback Jordon Brookshire's pass attempt on third-and-10 on the 30 was picked off by Curtis Appleton, preserving the win for Colorado.

Playing without starting quarterback Lucas Johnson, running back Greg Bell and two offensive line starters, the Aztecs managed only 155 yards of total offense and 10 first downs.

SDSU's defense, meanwhile, limited the high-powered Buffalo offense to just 20 points and 272 yards after entering the game averaging 41.5 points and 478.5 yards, respectively.

Cameron Thomas led the way with a career-high 14 tackles (11 solo), including three tackles for loss, a sack and three quarterback hurries from the defensive end spot.

### >> SCORING SUMMARY

Qtr	Time	Team	Scoring Play	Plays	TOP	Score
1st	8:17	CU	Noyer 1-yd run (Price kick)	16-83	6:05	7-0
2nd	4:50	CU	Jackson 3-yd pass from Noyer (Price kick)	13-63	7:09	14-0
2nd	3:18	SDSU	Hall 57-yd interception return (Araiza kick)	--	--	14-7
2nd	0:04	SDSU	Araiza 48-yd field goal	8-42	1:40	14-10
3rd	6:01	CU	Price 36-yd field goal	10-42	4:40	17-10
4th	9:34	CU	Price 41-yd field goal	9-44	3:25	20-10

### INDIVIDUAL STATISTICS

#### >> SAN DIEGO STATE

Rushing	Att	Yds	TD	Long	Avg
Brookshire	13	50	0	20	3.8
Williams	6	18	0	22	3.0
Busbee	1	6	0	6	6.0
Byrd	4	6	0	3	1.5
Bell, C.	5	4	0	8	0.8
Matthews	1	-1	0	0	-1.9
Baker	1	-4	0	0	-4.0
<b>Totals</b>	<b>31</b>	<b>79</b>	<b>0</b>	<b>22</b>	<b>2.5</b>

Passing	C-A-I	Yds	TD	Long	Sack
Brookshire	7-19-1	50	0	17	3
Baker	4-9-0	26	0	16	1
<b>Totals</b>	<b>11-28-1</b>	<b>76</b>	<b>0</b>	<b>17</b>	<b>4</b>

Receiving	No.	Yds	TD	Long
Bellinger	3	38	0	17
Matthews	2	13	0	16
Smith	2	12	0	8
Bell, C.	1	9	0	9
Kothe	1	3	0	3
Byrd	1	1	0	1
Busbee	1	0	0	0
<b>Totals</b>	<b>11</b>	<b>76</b>	<b>0</b>	<b>17</b>

#### >> COLORADO

Rushing	Att	Yds	TD	Long	Avg
Broussard	32	124	0	26	3.9
Noyer	11	12	1	14	1.1
Davis	7	10	0	6	1.4
Team	3	-12	0	0	-4.0
<b>Totals</b>	<b>53</b>	<b>134</b>	<b>1</b>	<b>26</b>	<b>2.5</b>

Passing	C-A-I	Yds	TD	Long	Sack
Noyer	17-29-1	138	1	18	2
<b>Totals</b>	<b>17-29-1</b>	<b>138</b>	<b>1</b>	<b>18</b>	<b>2</b>

Receiving	No.	Yds	TD	Long
Shenault	6	64	0	18
Nixon	4	26	0	9
Rice	2	16	0	10
Schmanski	2	5	0	6
Broussard	1	14	0	14
Stanley	1	10	0	10
Jackson	1	3	1	3
<b>Totals</b>	<b>17</b>	<b>138</b>	<b>1</b>	<b>18</b>



# 2020 Game Recaps



10 BOWL GAME APPEARANCES SINCE 2010 ▶ 21 CONFERENCE CHAMPIONSHIPS

## Game 7

<b>COLORADO STATE</b>	<b>0</b>	<b>17</b>	<b>0</b>	<b>0</b>	<b>-</b>	<b>17</b>
<b>SAN DIEGO STATE</b>	<b>7</b>	<b>16</b>	<b>0</b>	<b>6</b>	<b>-</b>	<b>29</b>

Dec. 5 | Dignity Health Sports Park | Carson, Calif. | 4:02 p.m. PT | Attendance: 0



### TEAM STATISTICS

	SDSU	NEV
<b>FIRST DOWNS</b>	<b>15</b>	<b>17</b>
Rushing	7	7
Passing	7	9
Penalty	1	1
<b>NET YARDS RUSHING</b>	<b>121</b>	<b>117</b>
Rushing Attempts	38	48
Average Per Rush	3.2	2.4
Rushing Touchdowns	2	0
Yards Gained Rushing	159	164
Yards Lost Rushing	38	47
<b>NET YARDS PASSING</b>	<b>144</b>	<b>130</b>
Completions-Attempts-Int	13-28-2	14-24-0
Average Per Attempt	5.1	5.4
Average Per Completion	11.1	9.3
Passing Touchdowns	0	1
<b>TOTAL OFFENSE YARDS</b>	<b>265</b>	<b>247</b>
Total offense plays	66	72
Average Gain Per Play	4.0	3.4
Fumbles: Number-Lost	0-0	1-0
Penalties: Number-Yards	5-36	3-24
<b>PUNTS-YARDS</b>	<b>8-389</b>	<b>7-270</b>
Average Yards Per Punt	48.6	38.6
Net Yards Per Punt	36.9	36.1
Inside 20	3	2
<b>KICKOFFS-YARDS</b>	<b>4-215</b>	<b>7-442</b>
Average Yards Per Kickoff	53.8	63.1
Net Yards Per Kickoff	10.5	36.0
Touchbacks	0	3
Punt returns: Number-Yards-TD	2-17-0	5-94-1
Kickoff returns: Number-Yds-TD	4-115-0	4-173-1
Interceptions: Number-Yds-TD	0-0-0	2-15-0
Fumble Returns: Number-Yds-TD	0-0-0	0-0-0
Possession Time	25:02	34:58
Third-Down Conversions	4 of 16	4 of 16
Fourth-Down Conversions	1 of 1	2 of 2
Red-Zone Scores-Chances	1-2	3-3
Touchdowns	1-2	1-3
Field goals	0-2	2-3
Sacks By: Number-Yards	3-23	2-17
PAT Kicks	2-2	2-3
Field Goals	1-2	3-3
Points off turnovers	0	3

### ▶▶▶ GAME NOTES

#### Big Notes

- San Diego State finished Mountain West play at 4-2, its best conference mark since 2017 (6-2).
- The Aztecs ended the home campaign with a 3-1 record, their best home mark since going 5-1 in 2016.
- SDSU scored two non-offensive touchdowns - a 93-yard kick return by Jordan Byrd and a 90-yard punt return by BJ Busbee - the eighth time with two non-offensive touchdowns in the same game since 2015.
- San Diego State became the first FBS team with a kickoff return TD and a punt return TD in the same quarter since Tennessee on Oct. 31, 2015 (third quarter at Kentucky).
- The Aztecs now have returned a kickoff and punt for a touchdown in the same game three times in the last 24 seasons (since 1996).
- SDSU now has 12 kickoff return touchdowns since 2015, the most in FBS over that span.
- San Diego State's 267 kickoff/punt return yards were the most in a FBS game this season and the most by an Aztec team since at least 1996.
- San Diego State defeated Colorado State for the second straight time in the series and seventh time in eight meetings (7-1).
- The Aztecs improved to 42-6 in their Division I history (since 1969) when holding their opponent to a pass efficiency rating under 102.8 (27-8 at home). Colorado State posted a 75.3 efficiency rating today.

## Return Game Leads Aztecs Past CSU, 29-17

**CARSON, Calif.** -- San Diego State scored two long touchdowns in the second quarter on Jordan Byrd's 93-yard kickoff return and BJ Busbee's 90-yard punt return just 90 seconds later, as the Aztecs registered a 29-17 triumph over Colorado State at Dignity Health Sports Park.

Making his first career start, quarterback Jordan Brookshire tossed an 8-yard touchdown pass to Jesse Matthews, while Matt Araiza tied a career-high with three field goals to help SDSU (4-3, 4-2 MW) snap a two-game losing streak.

After an exchange of punts on the first three possessions of the game, SDSU jumped out to a 7-0 lead at the 4:41 mark of the first quarter on Brookshire's first career touchdown pass, capping a 12-play, 81-yard march that consumed 4:52 of the clock.

CSU (1-3) narrowed the gap to 7-3 on a 43-yard field goal by Robert Liss with just under three minutes elapsed in the second period, setting the stage for the Aztecs' special teams blitz.

On the ensuing kickoff, Byrd gathered the football along the near sideline at the 7 and cut across to the far side of the field, outracing the Rams pursuit for his first career kick return for a touchdown.

After holding CSU to a three-and-out, lightning struck once again for the Scarlet and Black just 1:30 later when Busbee back-pedaled to field Ryan Stonehouse's punt and weaved 90 yards through the coverage on his way to the end zone.

Six plays after a long return of their own, Ram running back Marcus McElroy Jr. hit pay dirt from a yard out, cutting the deficit to 20-10 with 8:22 remaining.

Not to be outdone, Byrd added to his all-purpose total on the ensuing kickoff with a 55-yard return to the CSU 39. However, the drive stalled as Araiza was summoned for a field-goal attempt, splitting the uprights from 40 yards out to give the Aztecs a 23-10 bulge at the 5:48 mark.

It took just three plays for the Rams to pull within striking distance, as McElroy provided some tough running on his way to the end zone on a 37-yard touchdown that brought the score to 23-17 at the half.

SDSU took control of the game, driving 68 yards on 15 plays over seven minutes and change before Araiza drilled a 21-yard field goal to put the host school up 26-17 with 12:21 left in the fourth quarter.

Moments later, Darren Hall recorded his sixth career interception, leaping in front of a pass from O'Brien intended for Dante Wright and returning the ball 15 yards to the CSU 19. The turnover set up Araiza's third field goal of the game, increasing the Aztec lead to 29-17 with 9:17 to go.

SDSU held the Rams to just 32 yards on their final two drives of the contest, with Tayler Hawkins picking off a pass from reserve quarterback Todd Centeio at the Aztec 35 with 3:35 remaining.

Brookshire completed 14 of 24 passes for 130 yards, including one touchdown, while rushing 23 times for a team-high 38 yards.

### >>> SCORING SUMMARY

Qtr	Time	Team	Scoring Play	Plays	TOP	Score
1st	4:41	SDSU	Matthews 8-yd pass f. Brookshire (Araiza kick)	12-81	4:52	7-0
2nd	12:08	CSU	Liss 43-yd field goal	10-45	3:11	7-3
2nd	11:54	SDSU	Byrd 93-yd kickoff return (Araiza kick)	--	--	14-3
2nd	10:24	SDSU	Busbee 90-yd punt return (Araiza kick failed)--	--	--	20-3
2nd	8:22	CSU	McElroy 1-yd run (Liss kick)	6-45	1:55	20-10
2nd	5:48	SDSU	Araiza 40-yd field goal	6-17	2:24	23-10
2nd	4:47	CSU	McElroy 37-yd run (Liss kick)	3-69	0:53	23-17
4th	12:21	SDSU	Araiza 21-yd field goal	15-68	7:07	26-17
4th	9:17	SDSU	Araiza 38-yd field goal	4-(-2)	1:50	29-17

### INDIVIDUAL STATISTICS

#### >>> COLORADO STATE

Rushing	Att	Yds	TD	Long	Avg
McElroy	10	50	2	37	5.0
Vivens	15	46	0	15	3.1
Wright	4	19	0	11	4.8
O'Brien	6	6	0	25	1.0
Centeio	3	0	0	1	0.0
<b>Totals</b>	<b>38</b>	<b>121</b>	<b>2</b>	<b>37</b>	<b>3.2</b>

#### Passing

C-A-I	Yds	TD	Long	Sack
O'Brien	11-24-1	114	0	31
Centeio	2-4-1	30	0	18
<b>Totals</b>	<b>13-28-2</b>	<b>144</b>	<b>0</b>	<b>31</b>

#### Receiving

No.	Yds	TD	Long
McBride	5	62	0
Wright	5	60	0
Scott	3	22	0
<b>Totals</b>	<b>13</b>	<b>144</b>	<b>0</b>

#### >>> SAN DIEGO STATE

Rushing	Att	Yds	TD	Long	Avg
Brookshire	23	38	0	10	1.7
Byrd	10	33	0	20	3.3
Bell, C.	7	24	0	6	3.4
Williams	4	17	0	8	4.2
Armstead	1	5	0	5	5.0
Bell, G.	1	4	0	4	4.0
Team	2	-4	0	0	-2.0
<b>Totals</b>	<b>48</b>	<b>117</b>	<b>0</b>	<b>20</b>	<b>2.4</b>

#### Passing

C-A-I	Yds	TD	Long	Sack
Brookshire	14-24-0	130	1	19
<b>Totals</b>	<b>14-24-0</b>	<b>130</b>	<b>1</b>	<b>19</b>

#### Receiving

No.	Yds	TD	Long
Bellinger	5	53	0
Benson	2	22	0
Dedeaux	2	14	0
Matthews	2	9	1
Williams	1	19	0
Givan	1	14	0
Byrd	1	-1	0
<b>Totals</b>	<b>14</b>	<b>130</b>	<b>1</b>

# 2020 Game Recaps



10 BOWL GAME APPEARANCES SINCE 2010 ► 21 CONFERENCE CHAMPIONSHIPS

## Game 7

<b>SAN DIEGO STATE</b>	<b>14</b>	<b>0</b>	<b>0</b>	<b>0</b>	<b>-</b>	<b>14</b>
<b>No. 14/16 BYU</b>	<b>7</b>	<b>10</b>	<b>3</b>	<b>8</b>	<b>-</b>	<b>28</b>

Dec. 12 | LaVell Edwards Stadium | Provo, Utah | 8:05 p.m. MT | Attendance: 1,099



### TEAM STATISTICS

	SDSU	BYU
<b>FIRST DOWNS</b>	<b>23</b>	<b>17</b>
Rushing	11	5
Passing	12	12
Penalty	0	0
<b>NET YARDS RUSHING</b>	<b>169</b>	<b>81</b>
Rushing Attempts	47	20
Average Per Rush	3.6	4.1
Rushing Touchdowns	1	0
Yards Gained Rushing	196	99
Yards Lost Rushing	27	18
<b>NET YARDS PASSING</b>	<b>230</b>	<b>303</b>
Completions-Attempts-Int	21-31-1	26-35-0
Average Per Attempt	7.4	8.7
Average Per Completion	11.0	11.7
Passing Touchdowns	1	3
<b>TOTAL OFFENSE YARDS</b>	<b>399</b>	<b>384</b>
Total offense plays	78	55
Average Gain Per Play	5.1	7.0
Fumbles: Number-Lost	2-1	1-1
Penalties: Number-Yards	2-25	5-25
<b>PUNTS-YARDS</b>	<b>2-88</b>	<b>3-129</b>
Average Yards Per Punt	44.0	43.0
Net Yards Per Punt	43.5	38.7
Inside 20	1	2
<b>KICKOFFS-YARDS</b>	<b>3-195</b>	<b>5-325</b>
Average Yards Per Kickoff	65.0	65.0
Net Yards Per Kickoff	40.0	40.4
Touchbacks	3	4
Punt returns: Number-Yards-TD	1-13-0	1-1-0
Kickoff returns: Number-Yds-TD	1-23-0	0-0-0
Interceptions: Number-Yds-TD	0-0-0	1-11-0
Fumble Returns: Number-Yds-TD	0-0-0	0-0-0
Possession Time	36:43	23:17
Third-Down Conversions	10 of 17	6 of 11
Fourth-Down Conversions	2 of 5	1 of 1
Red-Zone Scores-Chances	1-4	4-4
Touchdowns	1-4	3-4
Field goals	0-4	1-4
Sacks By: Number-Yards	2-11	1-8
PAT Kicks	2-2	2-2
Field Goals	0-0	2-2
Points off turnovers	7	10

### ►► GAME NOTES

#### Big Notes

- SDSU has still won 14 of its last 21 games (14-7), 32 of its last 48 (32-16), 39 of its last 57 (39-18), 52 of its last 71 (52-19) and 53 of its last 75 since the 2015 season (53-22)
- San Diego State is outscoring the opposition, 59-20, in the first quarter this season
- The Aztecs allowed seven points in the first quarter and have now allowed just 19 points over the last nine first quarters

#### Series History

- San Diego State dropped to 8-29-1 all-time against Brigham Young
- The Aztecs are now 2-17 all-time against the Cougars in Provo

#### Trends

- San Diego did not start with the ball for just the 19th time over the last 118 games
- The Aztecs allowed their opponent to score on their opening possession for just the second time this season and for just the 20th time since 2015 (75 games)
- SDSU has scored in the first quarter in eight of the last nine games
- The Aztecs fell to 4-3 on the season when leading after the first quarter and 11-8 in the Brady Hoke era
- SDSU had scored in 16 straight second quarters prior to tonight

## SDSU Falls at No. 14/16 Brigham Young, 28-14

**PROVO, Utah** -- San Diego State outgained No. 14/16 Brigham Young while limiting the Cougars' high-powered offense, but was unable to come away with a victory in a 28-14 loss at No. 14/16 Brigham Young in Provo, Utah.

The Aztecs (4-4), who led BYU (10-1), 14-7, late in the first quarter, outgained Brigham Young, 399-384, had six more first downs (23-17) and dominated the time of possession (36:43-23:17).

The Cougars, who game into the game ranked second in the nation in scoring differential (29.80), and seventh in both total offense (522.70) and scoring offense (44.50), marched down the field on its opening possession. Zach Wilson completed five passes, culminating in a 5-yard toss to Dax Milne, to give BYU a quick 7-0 lead.

SDSU wasted no time taking control through the rest of the first quarter.

San Diego State evened the score when Kaegun Williams bounced outside and raced 25 yards to the end zone on a third-and-5 situation. Then, after gaining a first down on a fake field goal attempt, the Aztecs surged ahead 14-7 on a diving 15-yard catch by Elijah Kothe from quarterback Jordon Brookshire.

Brigham Young tied it up on Wilson's 2-yard strike to Isaac Rex in the second quarter. Lopini Katoa burst through the line and sprinted 43 yards on fourth-and-1 to set up the scoring play. The Cougars went back ahead 17-14 when Jake Oldroyd made a 50-yard field goal on the final play of the first half. Both teams scored off turnovers during the first half.

Tariq Thompson recovered a fumble from Isaac Rex at the BYU 33 to set up Kothe's touchdown grab after Michael Shawcroft stripped the ball from the Cougar tight end.

Drew Jensen snagged his first career interception when he picked off Brookshire's pass at the BYU 20-yard line just as the Aztecs appeared poised to add to their lead. It opened the door for Rex's touchdown catch a few plays later.

Brigham Young did not create sufficient breathing room until a 20-yard diving catch by Isaac Rex gave the Cougars a 28-14 lead with 10:53 remaining. Rex's touchdown came after Brookshire got stopped on a fourth-down run at the BYU 28 a few plays earlier.

The Aztecs had a shot to cut the deficit in half after driving to the BYU 1, but Brookshire tripped and fell when he cut toward the end zone on fourth-and-goal, turning it over on downs with 2:51 left.

Brookshire threw for 231 yards and a touchdown to lead San Diego State. Williams added 92 yards and a touchdown on the ground.

The Aztecs were only 1-for-4 inside the red zone, including 0-for-2 inside the 10 and a fumble on the Cougar 8 on another drive.

### >> SCORING SUMMARY

Qtr	Time	Team	Scoring Play	Plays	TOP	Score
1st	10:56	BYU	Milne 5-yd pass f. Wilson (Oldroyd kick)	10-75	4:04	0-7
1st	5:56	SDSU	Williams 25-yd run (Araiza kick)	9-77	4:54	7-7
1st	3:08	SDSU	Kothe 15-yd pass f. Brookshire (Araiza kick)	6-33	2:42	14-7
2nd	8:34	BYU	Rez 2-yd pass f. Wilson (Oldroyd kick)	5-54	2:34	14-14
2nd	0:00	BYU	Oldroyd 50-yd field goal	6-35	1:18	14-17
3rd	5:47	BYU	Oldroyd 29-yd field goal	13-80	6:48	14-20
4th	10:53	BYU	Rex 20-yd pass f. Wilson (Katoa pass f. Wilson)	7-72	3:12	14-28

### INDIVIDUAL STATISTICS

#### >> SAN DIEGO STATE

Rushing	Att	Yds	TD	Long	Avg
Williams	17	92	1	25	5.4
Bell, G.	17	68	0	22	4.0
Brookshire	9	13	0	7	1.4
Kuljian	1	6	0	6	6.0
Byrd	2	3	0	4	1.5
Team	1	-13	0	0	-13.0
<b>Totals</b>	<b>47</b>	<b>169</b>	<b>1</b>	<b>25</b>	<b>3.6</b>

Passing	C-A-I	Yds	TD	Long	Sack
Brookshire	21-31-1	230	1	28	1
<b>Totals</b>	<b>21-31-1</b>	<b>230</b>	<b>1</b>	<b>28</b>	<b>1</b>

Receiving	No.	Yds	TD	Long
Matthews	5	51	0	17
Bellinger	4	21	0	8
Bell, G.	2	42	0	28
Sullivan	2	31	0	27
Kothe	2	28	1	15
Givan	2	20	0	12
Benson	1	15	0	15
Richardson	1	12	0	12
Dedeaux	1	6	0	6
Williams	1	4	0	4
<b>Totals</b>	<b>21</b>	<b>230</b>	<b>1</b>	<b>28</b>

#### >> BRIGHAM YOUNG

Rushing	Att	Yds	TD	Long	Avg
Katoa	14	90	0	43	6.4
Team	1	-2	0	0	-2.0
Pau'u	1	-3	0	0	-3.0
Wilson	4	-4	0	5	-1.0
<b>Totals</b>	<b>20</b>	<b>81</b>	<b>0</b>	<b>43</b>	<b>4.1</b>

Passing	C-A-I	Yds	TD	Long	Sack
Wilson	26-35-0	303	3	33	2
<b>Totals</b>	<b>26-35-0</b>	<b>303</b>	<b>2</b>	<b>33</b>	<b>2</b>

Receiving	No.	Yds	TD	Long
Milne	8	106	1	33
Pau'u	8	98	0	21
Rex	5	47	2	20
Katoa	4	47	0	28
Cosper	1	5	0	5
<b>Totals</b>	<b>26</b>	<b>303</b>	<b>3</b>	<b>33</b>





TM

# MOUNTAIN WEST

## MOUNTAIN DIVISION



AIR FORCE



BOISE STATE



COLORADO STATE



NEW MEXICO



UTAH STATE



WYOMING

## WEST DIVISION



FRESNO STATE



HAWAII



NEVADA



SAN DIEGO STATE



SAN JOSE STATE



UNLV

# TheMW.com



MountainWestConference



@MountainWest



MountainWestConf



*Rashaad Penny finished his San Diego State career ranked first in kick return touchdowns (7), kick return yards (2,449), and rushing yards per carry (7.49), and tied for first in 200-yard rushing games (7).*

## Inside:

Rushing	130
Passing	138
Receiving	144
Total Offense	151
All-Purpose	153
Scoring	154
Kickoffs	157
Defense	158
Punt Returns	164
Kickoff Returns	165
Punting	166
Miscellaneous	167
Longest Plays	168
Attendance	170



# Rushing



10 BOWL GAME APPEARANCES SINCE 2010 ► 21 CONFERENCE CHAMPIONSHIPS

**Bold** indicates set by a current Aztec  
 \* - Indicates conference game  
 ^ - Indicates Division I era record

## Team Records

### Most Attempts

**Game:** 71 at San José State, 11/4/17  
 71, vs. UTEP, 11/17/79  
**Season:** 675, in 2015 (11-3)

### Fewest Attempts

**Game:** 12, at Brigham Young\*, 10/9/01  
**Season:** 284, in 2008 (2-10)

### Most Yards

**Game:** 554 at San José State, 11/4/17  
**Season:** 3,680, in 2016 (11-3)

### Fewest Yards

**Game:** -49, at San José State\*, 11/6/71  
**Season:** 637, in 1958 (3-5)

### Most Touchdowns

**Season:** 34, in 2016 (11-3)

### Fewest Touchdowns

**Season:** 4, in 1960 (1-6-1) and 1959 (1-6-1)

### Most Yards Per Carry

**Game:** 12.1 vs. Army (AFB), 12/23/17  
**Season:** 5.8, in 2016 (11-3)

### Most Yards Per Game

**Season:** 269.4, in 1952 (4-5)

### Fewest Yards Per Game

**Season:** 72.9, in 2002 (4-9)

## SINGLE-SEASON HIGHS/DI ERA

Attempts	Yards Per Game
1. 675 in 2015 (11-3)	1. 262.9 in 2016 (11-3)
2. 636 in 2016 (11-3)	2. 252.5 in 2017 (10-3)
3. 578 in 2012 (9-4)	3. 233.3 in 2015 (11-3)
4. 575 in 2017 (10-3)	4. 220.7 in 2012 (9-4)
5. 559 in 1976 (10-1)	5. 216.1 in 2014 (7-6)
6. 536 in 2019 (10-3)	6. 206.3 in 1991 (8-4-1)
7. 521 in 1991 (8-4-1)	7. 202.8 in 1995 (8-4)
8. 519 in 2018 (7-6)	8. <b>199.4 in 2020 (4-4)</b>
9. 517 in 2014 (7-6)	9. 187.2 in 1976 (10-1)
10. 512 in 1979 (8-3)	10. 186.6 in 1998 (7-5)

Yards	Touchdowns
1. 3,680 in 2016 (11-3)	1. 34 in 2016 (11-3)
2. 3,282 in 2017 (10-3)	2. 33 in 2017 (10-3)
3. 3,266 in 2015 (11-3)	3. 32 in 2015 (11-3)
4. 2,869 in 2012 (9-4)	4. 30 in 2013 (8-5)
5. 2,809 in 2014 (7-6)	30 in 2012 (9-4)
6. 2,476 in 1991 (8-4-1)	30 in 1991 (8-4-1)
7. 2,433 in 1995 (8-4)	30 in 1989 (6-5-1)
8. 2,398 in 2011 (8-5)	8. 29 in 2010 (9-4)
9. 2,166 in 2013 (8-5)	9. 28 in 2011 (8-5)
10. 2,102 in 2018 (7-6)	10. 27 in 1995 (8-4)

## MOST YARDS

Rk.	Opponent, Date (Result)	Yards
1.	at San José State*, 11/4/17 (W, 52-7)	554
2.	at Nevada*, 11/12/16 (W, 46-16)	474
3.	Mexico Poly, 9/17/66 (W, 45-0)	454
4.	at UC Santa Barbara*, 10/19/62 (W, 46-8)	453
5.	Pacific, 9/14/91 (W, 55-34)	430
6.	San Francisco State, 9/26/64 (W, 54-0)	423
7.	Redlands, 10/18/52 (W, 27-12)	413
8.	at UC Santa Barbara*, 10/19/62 (W, 46-8)	411
9.	at Utah State*, 10/31/20 (W, 38-7)	407
10.	at Utah State*, 10/28/16 (W, 40-13)	400
	Wyoming*, 11/24/12 (W, 42-28)	400
12.	at New Mexico*, 10/10/14 (W, 24-14)	397
13.	San José State*, 11/29/14 (W, 38-7)	393

Pepperdine*, 10/11/52 (W, 33-13)	393
15. Cal St. Los Angeles*, 10/27/51 (W, 64-0)	390

## MOST YARDS PER CARRY/DI ERA

Rk.	Opponent, Date (Result)	YPC
1.	vs. Army (AFB), 12/23/17 (L, 35-42)	12.14
2.	at Nevada*, 11/12/16 (W, 46-16)	10.77
3.	San José State, 10/21/95 (W, 49-20)	9.36
4.	at New Mexico*, 10/10/14 (W, 24-14)	8.63
5.	UTEP*, 11/16/85 (W, 34-6)	8.53
6.	at Wyoming*, 11/24/12 (W, 42-28)	8.33
7.	Pacific, 9/14/91 (W, 55-34)	7.96
8.	Wyoming*, 10/29/11 (L, 27-30)	7.89
9.	at San José State*, 11/4/17 (W, 52-7)	7.80
10.	at Utah State*, 10/31/20 (W, 38-7)	7.68
11.	at (nr/25) Missouri, 9/18/10 (L, 24-27)	7.58
12.	Hawaii*, 10/11/96 (W, 56-8)	7.48
13.	Colorado State*, 9/28/85 (W, 48-23)	7.23
14.	New Mexico*, 11/24/17 (W, 35-10)	7.16
15.	Eastern Illinois, 10/6/01 (W, 40-7)	7.12

## Individual Records

### Most Yards

**Game:** 386, Marshall Faulk vs. Pacific, 9/14/91  
**Season:** 2,248, Rashaad Penny, 2017  
**Career:** 6,405, Donnel Pumphrey, 2013-14-15-16

### Most Yards By A Senior

**Game:** 285, Larry Ned vs. Eastern Illinois, 10/6/01  
**Season:** 2,248, Rashaad Penny, 2017

### Most Yards By A Junior

**Game:** 270, George Jones at Fresno State, 10/14/95  
**Season:** 1,842, George Jones, 1995

### Most Yards By A Sophomore

**Game:** 300, Marshall Faulk vs. (23) Hawaii, 11/14/92  
**Season:** 1,867, Donnel Pumphrey, 2014

### Most Yards By A Freshman

**Game:** 386, Marshall Faulk vs. Pacific, 9/14/91  
**Season:** 1,532, Ronnie Hillman, 2010

### Most Yards By A Quarterback

**Game:** 116, Joe Turpin vs. Cal Poly, 9/30/67  
**Season:** 402, Kevin O'Connell, 2005  
**Career:** 1,312, Kevin O'Connell, 2004-05-06-07

### Most Attempts

**Game:** 47, Larry Ned vs. Wyoming\*, 11/17/01  
**Season:** 349, Donnel Pumphrey, 2016  
**Career:** 1,059, Donnel Pumphrey, 2013-14-15-16

### Most Touchdowns

**Game:** 7, Marshall Faulk vs. Pacific, 9/14/91  
**Season:** 23, Rashaad Penny, 2017  
 23, George Jones, 1995  
**Career:** 62, Donnel Pumphrey, 2013-14-15-16

### Highest Average Yards Per Carry

**Game:** 20.8, Rashaad Penny at Nevada\*, 11/12/16 (min. 10 atts.)  
**Season:** 8.0, Nate Johns, 1965 (min. 100 atts.)  
**Career:** 7.5, Rashaad Penny, 2014-15-16-17 (min. 200 atts.)

### Highest Average Per Game

**Season:** 172.9, Rashaad Penny, 2017 (min. 8 gms.)  
**Career:** 143.4, Marshall Faulk, 1991-92-93 (min. 15 gms.)



DONNEL PUMPHREY

## YARDS RUSHING/CAREER

Pl.	Player	Seasons	Att	Gain	Loss	Net	Avg.	TD
1.	Donnel Pumphrey	2013-14-15-16	1,059	6,603	198	6,405	6.0	62
2.	Marshall Faulk	1991-92-93	766	4,786	197	4,589	6.0	57
3.	Rashaad Penny	2014-15-16-17	488	3,755	99	3,656	7.5	38
4.	Larry Ned	1998-99-00-01	765	3,792	230	3,562	4.7	36
5.	Ronnie Hillman	2010-11	573	3,384	141	3,243	5.7	36
6.	Adam Muema	2011-12-13	535	3,070	115	2,955	5.5	34
7.	Jonas Lewis	1996-97-98-99	589	3,015	172	2,843	4.8	15
8.	George Jones	1995-96	486	2,904	94	2,810	5.8	34
9.	Juwan Washington	2016-17-18-19	531	2,851	152	2,699	5.1	25
10.	Norm Nygaard	1952-53-54	407	2,766	147	2,619	6.4	25
11.	Wayne Pittman	1991-92-93-94	551	2,498	135	2,363	4.3	17
12.	Chris Hardy	1983-84-85-86	447	2,448	107	2,341	5.2	22
13.	David Turner	1976-77	433	2,336	102	2,234	5.2	19
14.	Paul Hewitt	1987-88	473	2,178	122	2,056	4.3	28
15.	Lynell Hamilton	2003-05-06-07	480	2,191	139	2,052	4.3	14
16.	Kern Carson	1961-62-63	316	2,002	91	1,911	6.0	26
17.	Chase Price	2012-13-14-15	377	1,926	52	1,874	5.0	12
18.	Walter Kazee	2009-10-11-12	388	1,896	44	1,852	4.8	17
19.	Art Preston	1949-50-51	317	1,858	194	1,664	5.2	-
20.	Brandon Bornes	2004-05-06-07	375	1,616	63	1,553	4.1	13
21.	Atiyah Henderson	2006-07-08	338	1,531	94	1,437	4.3	5
22.	Don Shy	1965-66	258	1,250	136	1,114	4.3	12
23.	Kevin O'Connell (QB)	2004-05-06-07	395	1,996	684	1,312	3.3	19
24.	Mike Waters	1983-84	312	1,291	25	1,266	4.1	5
25.	Lloyd Edwards	1967-68	249	1,254	3	1,251	5.0	10
26.	Jim Allison	1963-64	180	1,259	26	1,233	6.9	16
27.	Monty Reed	1974-75	264	1,290	59	1,231	4.7	18
28.	Bill Kramer	1973-74	190	1,248	23	1,225	6.4	4
29.	Michael Franklin	2002-03-04-05	263	1,310	94	1,216	4.6	5
30.	Mario Mendez	1961-62-63	213	1,200	32	1,168	5.5	20
31.	Ted Washington	1966-67	244	1,234	78	1,156	4.7	13
32.	George Brown	1968-69-70	278	1,171	24	1,147	4.1	10
33.	Ron Slack	1986-87-88-89	271	1,203	67	1,136	4.2	14
34.	T.C. Wright	1990-91	198	1,178	43	1,135	5.7	9
35.	Chase Jasmin	2017-18-19-20	255	1,181	60	1,121	4.4	11
36.	Derrick Harvey	1980-82-83	278	1,162	46	1,116	4.0	9
37.	Tony Allen	1979	226	1,141	47	1,094	4.8	10
38.	Brandon Sullivan	2007-08-09-10	300	1,157	70	1,087	3.6	14
39.	Phil Prokop	1951-52-53	116	1,115	30	1,085	9.4	9
40.	Ollie Brown	1973-74-75-76	206	1,101	46	1,055	5.1	8
	<b>Chance Bell</b>	<b>2018-19-20</b>	<b>185</b>	<b>894</b>	<b>48</b>	<b>846</b>	<b>4.6</b>	<b>5</b>
	<b>Greg Bell</b>	<b>2020</b>	<b>113</b>	<b>674</b>	<b>37</b>	<b>637</b>	<b>5.6</b>	<b>6</b>



## RUSHING/SEASON

Pl.	Player	Cl.	Season	Att.	Yds.	TD	YPC	YPG	GP1K	TGP1K
1.	Rashaad Penny	Sr.	▶+2017	289	2,248	23	7.79	172.92	7	7
2.	Donnel Pumphrey	Sr.	▶+2016	349	2,133	17	6.11	152.36	6	6
3.	Donnel Pumphrey	So.	2014	276	1,867	20	6.76	143.62	8	8
4.	George Jones	Jr.	1995	305	1,842	23	6.04	153.50	7	7
5.	Ronnie Hillman	So.	+2011	311	1,711	19	5.50	131.62	7	7
6.	Donnel Pumphrey	Jr.	2015	309	1,653	17	5.35	118.07	9	9
7.	Marshall Faulk	So.	▶1992	265	1,630	15	6.15	163.00	6	6
8.	Marshall Faulk	T-Fr.	▶+1991	231	1,586	21	6.87	158.60	7	10
9.	Larry Ned	Sr.	2001	311	1,549	15	4.98	140.82	8	8
10.	Ronnie Hillman	T-Fr.	+2010	262	1,532	17	5.85	117.85	9	9
11.	Marshall Faulk	Jr.	1993	300	1,530	21	5.10	127.50	9	9
12.	Adam Muema	So.	+2012	237	1,458	16	6.15	112.15	10	10
13.	David Turner	Sr.	1977	240	1,252	12	5.22	113.82	10	10
14.	Adam Muema	Jr.	+2013	256	1,244	15	4.86	95.69	11	11
15.	Jim Allison	Sr.	1964	174	1,186	16	6.82	131.78	8	9
16.	Chris Hardy	Jr.	1985	158	1,150	7	7.28	95.83	11	11
17.	Wayne Pittman	Sr.	1994	274	1,136	12	4.15	103.27	10	10
18.	Tony Allen	Sr.	1979	226	1,094	10	4.84	99.45	10	10
19.	Lynell Hamilton	T-Fr.	2003	234	1,087	4	4.65	108.70	10	10
20.	Paul Hewitt	Sr.	1988	240	1,055	10	4.40	95.91	11	11
21.	Jonas Lewis	So.	1997	227	1,021	6	4.50	92.82	11	11
22.	Rashaad Penny	Jr.	+2016	136	1,018	11	7.49	72.71	14	14
23.	Norm Nygaard	So.	1952	153	1,016	9	6.64	NA	NA	NA
24.	Chase Price	Sr.	2015	190	1,008	6	5.31	72.00	14	14
25.	Paul Hewitt	Jr.	1987	233	1,001	18	4.30	83.42	12	12

▶ - indicates player led the nation in rushing yardage. + - indicated team participated in bowl game. GP1K - games played to date when reaching 1,000 yards; TGP1K - team games to date when player reached 1,000 yards.

**Multiple 1,000-Yard Seasons:** Marshall Faulk (3), Donnel Pumphrey (3), Paul Hewitt (2), Ronnie Hillman (2), Adam Muema (2), Rashaad Penny (2)

**Head Coaches for 1,000-Yard Seasons:** Rocky Long (9), Ted Tollner (4), Al Luginbill (3), Claude Gilbert (2), Denny Stolz (2), Don Coryell (1), Tom Craft (1), **Brady Hoke (1)**, Bill Schutte (1), Doug Scovil (1)

### Most 100-Yard Games

**Season:** 11, Rashaad Penny, 2017  
11, Donnel Pumphrey, 2016  
**Career:** 33, Donnel Pumphrey, 2013-14-15-16

### Most Consecutive 100-Yard Games

**To Start SDSU Career:** 4, **Greg Bell, 2021**  
**Season:** 9, Donnel Pumphrey, 2016  
**Career:** 10, Marshall Faulk, 1991-92

### Most 200-Yard Games

**Season:** 6, Rashaad Penny, 2017  
**Career:** 7, Rashaad Penny, 2014-15-16-17  
7, Marshall Faulk, 1991-92-93

## ■ Rushing Yards

### YARDS RUSHING/SENIOR

Pl.	Player, Season	Yards
1.	Rashaad Penny, 2017	2,248
2.	Donnel Pumphrey, 2016	2,133
3.	Larry Ned, 2001	1,549
4.	David Turner, 1977	1,252
5.	Jim Allison, 1964	1,186

### YARDS RUSHING/JUNIOR

Pl.	Player, Season	Yards
1.	George Jones, 1995	1,842
2.	Donnel Pumphrey, 2015	1,653
3.	Marshall Faulk, 1993	1,530
4.	Adam Muema, 2013	1,244
5.	Chris Hardy, 1985	1,150

### YARDS RUSHING/SOPHOMORE

Pl.	Player, Season	Yards
1.	Donnel Pumphrey, 2014	1,867
2.	Ronnie Hillman, 2011	1,711
3.	Marshall Faulk, 1992	1,630
4.	Adam Muema, 2012	1,458
5.	Jonas Lewis, 1997	1,021

### YARDS RUSHING/FRESHMAN

Pl.	Player, Season	Yards
1.	Ronnie Hillman, 2010	1,532
2.	Marshall Faulk, 1991	1,429
3.	Lynell Hamilton, 2003	1,087
4.	Darrin Wagner, 1989	787
5.	Atiyah Henderson, 2006	764

### SEASON/QUARTERBACK

Pl.	Player, Season	Yards
1.	Kevin O'Connell, 2007	408
2.	Kevin O'Connell, 2005	402
3.	Kevin O'Connell, 2004	347
4.	Ryan Katz, 2012	287
5.	Bill Donckers, 1972	233

## ■ Rushing Attempts

### SEASON

Pl.	Player, Season (Yards)	Attempts
1.	Donnel Pumphrey, 2016 (2,133)	349
2.	Ronnie Hillman, 2011 (1,711)	311
3.	Larry Ned, 2001 (1,549)	311
4.	Donnel Pumphrey, 2015 (1,653)	309
5.	George Jones, 1995 (1,842)	305
6.	Marshall Faulk, 1993 (1,530)	300
7.	Rashaad Penny, 2017 (2,248)	289
8.	Donnel Pumphrey, 2014 (1,867)	276
9.	Wayne Pittman, 1994 (1,136)	274
10.	Marshall Faulk, 1992 (1,630)	265
11.	Ronnie Hillman, 2010 (1,532)	262
12.	Adam Muema, 2013 (1,244)	256
13.	Paul Hewitt, 1988 (1,104)	240
14.	David Turner, 1977 (1,252)	240
15.	Adam Muema, 2012 (1,458)	237
16.	Chris Hardy, 1986 (947)	237

## ■ Single-Game Rushing Leaders

### RUSHING YARDS

Pl.	Player	Opponent	Att	Yards	Avg.	TD
1.	Marshall Faulk	vs. Pacific, Sept. 14, 1991	37	386	10.43	7
2.	Marshall Faulk	vs. (23) Hawai'i, Nov. 14, 1992	43	300	6.98	4
3.	Marshall Faulk	at Brigham Young*, Sept. 10, 1992	35	299	8.54	3
4.	Larry Ned	vs. Eastern Illinois, Oct. 6, 2001	30	285	9.50	3
5.	Donnel Pumphrey	vs. California, Sept. 10, 2016	29	281	9.69	3
6.	George Jones	at UNLV*, Nov. 16, 1996	32	275	8.59	3
7.	Jim Allison	vs. San Francisco State, Sept. 26, 1964	20	271	13.55	4
8.	George Jones	vs. Fresno State*, Oct. 14, 1995	28	270	9.64	5
9.	Donnel Pumphrey	vs. San José State*, Nov. 29, 2014	21	261	12.32	3
10.	Paul Hewitt	vs. Air Force*, Sept. 11, 1988	45	259	5.76	4

### RUSHING YARDS/QUARTERBACK

Pl.	Player	Opponent	Att	Yards	Avg.	TD
1.	Joe Turpin	vs. Cal Poly, Sept. 30, 1967	11	116	10.55	1
2.	Matt Kofler	vs. New Mexico*, Nov. 22, 1980	21	102	4.86	2
3.	Kevin O'Connell	at Brigham Young*, Nov. 6, 2004	15	101	6.73	0

### RUSHING ATTEMPTS

Pl.	Player	Opponent	Att	Yards	Avg.	TD
1.	Larry Ned	vs. Wyoming*, Nov. 17, 2001	47	209	4.45	4
2.	Paul Hewitt	vs. Air Force*, Sept. 11, 1988	45	259	5.76	4
3.	Marshall Faulk	vs. (23) Hawai'i, Nov. 14, 1992	43	300	6.98	4
4.	Lynell Hamilton	vs. Wyoming*, Oct. 25, 2003	40	218	5.45	0
5.	Larry Ned	at Colorado State*, Sept. 22, 2001	40	177	4.43	2
6.	Jonas Lewis	at Fresno State*, Nov. 15, 1997	40	253	6.33	2
7.	George Jones	at New Mexico*, Oct. 19, 1996	40	187	4.68	5
8.	Derrick Harvey	at Wyoming*, Oct. 9, 1982	40	134	3.35	1
9.	Donnel Pumphrey	at Fresno State*, Oct. 14, 2016	38	220	5.79	2
10.	David Turner	vs. New Mexico, Nov. 27, 1976	38	146	3.84	1

### RUSHING TOUCHDOWNS

Pl.	Player	Opponent	Att	Yards	Avg.	TD
1.	Marshall Faulk	vs. Pacific, Sept. 14, 1991	37	386	10.43	7
2.	George Jones	at New Mexico*, Oct. 19, 1996	40	187	4.68	5
3.	George Jones	vs. Fresno State*, Oct. 14, 1995	28	270	9.64	5
4.	Marshall Faulk	at Hawai'i, Oct. 5, 1991	22	212	9.64	5
5.	Rashaad Penny	vs. Army (AFB), Dec. 23, 2017	14	221	15.79	4
6.	Donnel Pumphrey	vs. UNLV*, Sept. 27, 2014	22	167	7.59	4
7.	Adam Muema	at Wyoming*, Nov. 24, 2012	26	255	9.81	4
8.	Ronnie Hillman	vs. Fresno State, Dec. 3, 2011	29	178	6.14	4
9.	Ronnie Hillman	vs. Washington State, Sept. 17, 2011	32	191	5.97	4
10.	Ronnie Hillman	at New Mexico State, Sept. 11, 2010	22	150	6.82	4
11.	Larry Ned	vs. Wyoming*, Nov. 17, 2001	47	209	4.45	4
12.	Marshall Faulk	at Hawai'i, Oct. 19, 1993	27	175	6.48	4
13.	Marshall Faulk	vs. (23) Hawai'i, Nov. 14, 1992	43	300	6.98	4
14.	Paul Hewitt	vs. Air Force*, Sept. 11, 1988	45	259	5.76	4
15.	Jim Allison	vs. San Francisco State, Sept. 26, 1964	20	271	13.55	4
16.	Mario Mendez	vs. San Diego, Nov. 18, 1961	20	152	7.60	4
17.	Norm Nygaard	vs. Hawai'i, Sept. 26, 1953	NA	NA	NA	4
18.	Art Preston	at Fresno State, Nov. 3, 1951	NA	NA	NA	4

### LONGEST RUSH

Pl.	Player	Opponent	Yards
1.	Ronnie Hillman	vs. Wyoming*, Oct. 29, 2011 (L, 27-30)	99
2.	Phil Prokop	vs. Pepperdine*, Oct. 11, 1952 (W, 33-13)	98
3.	Rashaad Penny	at Arizona State, Sept. 9, 2017 (W, 30-20)	95
4.	Donnel Pumphrey	at New Mexico*, Oct. 10, 2014 (W, 24-14)	93
5.	Ronnie Hillman	at Missouri, Sept. 18, 2010 (L, 24-27)	93
6.	Chris Hardy	vs. UTEP*, Nov. 16, 1985 (W, 34-6)	92
7.	Chris Hardy	vs. Colorado State, Sept. 28, 1985 (W, 48-23)	92
8.	Volney Quinlan	vs. San Diego Marines, Oct. 13, 1951 (W, 34-18)	92
9.	Ken Carson	at Fresno State*, Nov. 2, 1963 (W, 34-6)	88
10.	Ted Washington	vs. North Dakota State, Nov. 5, 1966 (W, 36-0)	86

### CAREER

Pl.	Player, Seasons (Yards)	Attempts	Yards
1.	Donnel Pumphrey, 2013-14-15-16 (6,405)	1,059	551
2.	Marshall Faulk, 1991-92-93 (4,589)	766	535
3.	Larry Ned, 1998-99-00-01 (3,562)	765	531
4.	Jonas Lewis, 1996-97-98-99 (2,843)	589	488
5.	Ronnie Hillman, 2010-11 (3,243)	573	486
6.	Wayne Pittman, 1991-92-93-94 (2,389)	551	480
7.	Adam Muema, 2011-12-13 (2,852)	535	480
8.	Juwan Washington, 2016-17-18-19 (2,699)	531	480
9.	Rashaad Penny, 2014-15-16-17 (3,656)	488	480
10.	George Jones, 1995-96 (2,810)	486	480
11.	Lynell Hamilton, 2003-05-06-07 (2,052)	480	473
12.	Paul Hewitt, 1987-88 (2,574)	473	



# Rushing



10 BOWL GAME APPEARANCES SINCE 2010 ► 21 CONFERENCE CHAMPIONSHIPS

13. Chis Hardy, 1983-84-85-86 (2,341)	447
14. David Turner, 1976-77 (2,234)	433
15. Kevin O'Connell (QB), 2004-05-06-07 (1,312)	395

## ■ Rushing TDs

### SEASON

Pl. Player, Season	TDs
1. Rashaad Penny, 2017	23
George Jones, 1995	23
3. Marshall Faulk, 1993	21
Marshall Faulk, 1991	21
5. Donnel Pumphrey, 2014	20
6. Ronnie Hillman, 2011	19
7. Paul Hewitt, 1987	18
8. Donnel Pumphrey, 2016	17
Donnel Pumphrey, 2015	17
Ronnie Hillman, 2010	17
11. Adam Muema, 2012	16
Jim Allison, 1964	16
13. Larry Ned, 2001	15
Marshall Faulk, 1992	15
15. Ron Slack, 1989	13
David Turner, 1977	13

### SEASON/QUARTERBACK

Pl. Player, Season	TDs
1. Kevin O'Connell, 2007	11
2. Matt Kofler, 1981	7
Matt Kofler, 1980	7
4. Dennis Shaw, 1969	6

### CAREER

Pl. Player, Seasons	TDs
1. Donnel Pumphrey, 2013-14-15-16	62
2. Marshall Faulk, 1991-92-93	57
3. Rashaad Penny, 2014-15-16-17	38
4. Ronnie Hillman, 2010-11	36
Larry Ned, 1998-99-00-01	36
6. Adam Muema, 2011-12-13	34
George Jones, 1995-96	34
8. Paul Hewitt, 1987-88	28
9. Juwan Washington, 2016-17-18-19	25
10. Chris Hardy, 1983-84-85-86	22
11. Casey Brown, 1982-83-84-85	21
12. Kevin O'Connell (QB), 2004-05-06-07	19
David Turner, 1976-77	19
14. Monty Reedy, 1974-75	18
15. Walter Kazee, 2009-10-11-12	17
Wayne Pittman, 1991-92-93-94	17
Curtis Butts, 1989-90-91	17

### CAREER/QUARTERBACK

Pl. Player, Season	TDs
1. Kevin O'Connell, 2004-05-06-07	19
2. Matt Kofler, 1980-81	14
3. Dennis Shaw, 1969	6

## ■ Rushing Yards Per Carry

### SEASON

(minimum 125 attempts)

Pl. Player, Season (Att.-Yards)	YPC
1. Rashaad Penny, 2017 (289-2,248)	7.79
2. Rashaad Penny, 2016 (136-1,018)	7.49
3. Chris Hardy, 1985 (158-1,150)	7.28
4. Norm Nygaard, 1953 (126-889)	7.06
5. Marshall Faulk, 1992 (265-1,630)	6.87
6. Jim Allison, 1964 (174-1,186)	6.82
7. Donnel Pumphrey, 2014 (276-1,867)	6.76
8. Norm Nygaard, 1952 (153-1,016)	6.64
9. Adam Muema, 2012 (237-1,458)	6.152

10. Marshall Faulk, 1992 (265-1,630)	6.151
11. Bill Kramer, 1974 (148-905)	6.115
12. Donnel Pumphrey, 2016 (349-2,133)	6.112
13. George Jones, 1995 (305-1,842)	6.04
14. Donnel Pumphrey, 2013 (125-752)	6.02
15. Juwan Washington, 2017 (127-759)	5.98

### CAREER

Pl. Player, Seasons (Yards)	YPC
<i>(minimum 250 attempts)</i>	
1. Rashaad Penny, 2014-15-16-17 (3,656)	7.49
2. Norm Nygaard, 1952-53-54 (2,619)	6.44
3. Donnel Pumphrey, 2013-14-15-16 (6,405)	6.048
4. Kern Carson, 1961-62-63 (1,911)	6.047
5. Marshall Faulk, 1991-92-93 (4,589)	5.99
6. George Jones, 1995-96 (2,810)	5.78
7. Ronnie Hillman, 2010-11 (3,243)	5.66
8. Don Shy, 1965-66 (1,432)	5.55
9. Adam Muema, 2011-12-13 (2,955)	5.52
10. Paul Hewitt, 1987-88 (2,574)	5.44
11. Art Preston, 1949-50-51 (1,664)	5.25
12. Chis Hardy, 1983-84-85-86 (2,341)	5.24
13. David Turner, 1976-77 (2,234)	5.16
14. Juwan Washington, 2016-17-18-19 (2,699)	5.08
15. Chase Price, 2012-13-14-15 (1,874)	4.97

## ■ Rushing Yards Per Game

### SEASON

(minimum 8 games)

Pl. Player, Season (Yards-GP)	YPG
1. Rashaad Penny, 2017 (2,248-13)	172.9
2. Marshall Faulk, 1992 (1,630-10)	163.0
3. Marshall Faulk, 1991 (1,586-10)	158.6
4. George Jones, 1995 (1,842-12)	153.5
5. Donnel Pumphrey, 2016 (2,133-14)	152.4
6. Donnel Pumphrey, 2014 (1,867-13)	143.6
7. Larry Ned, 2001 (1,549-11)	140.8
8. Jim Allison, 1964 (1,186-9)	131.8
9. Ronnie Hillman, 2011 (1,711-13)	131.6
10. Marshall Faulk, 1993 (1,530-12)	127.5
11. Donnel Pumphrey, 2015 (1,653-14)	118.1
12. Ronnie Hillman, 2010 (1,532-13)	117.9
13. David Turner, 1977 (1,252-11)	113.8
14. Adam Muema, 2012 (1,458-13)	112.2
15. Juwan Washington, 2018 (999-9)	111.0

## ■ Top Performances

### 100-YARD RUSHING GMS/SEASON

Pl. Player, Season	Games
1. Rashaad Penny, 2017	11
Donnel Pumphrey, 2016	11
3. Donnel Pumphrey, 2014	10
4. Donnel Pumphrey, 2015	9
Ronnie Hillman, 2011	9
George Jones, 1995	9
7. Marshall Faulk, 1992	8
Marshall Faulk, 1991	8
9. Adam Muema, 2012	7
Marshall Faulk, 1993	7
David Turner, 1977	7
Jim Allison, 1964	7
13. Adam Muema, 2013	6
Ronnie Hillman, 2010	6
Larry Ned, 2001	6
Tony Allen, 1979	6

### 100-YARD RUSHING GMS/CAREER

Pl. Player, Seasons	Games
1. Donnel Pumphrey, 2013-14-15-16	33
2. Marshall Faulk, 1991-92-93	23

3. Rashaad Penny, 2014-15-16-17	16
4. Ronnie Hillman, 2010-11	15
5. Adam Muema, 2011-12-13	14
George Jones, 1995-96	14
7. Larry Ned, 1998-99-00-01	13
8. Jonas Lewis, 1996-97-98-99	12
9. Norm Nygaard, 1952-53-54	11
David Turner, 1976-77	11
11. Chris Hardy, 1983-84-85-86	9
12. Lynell Hamilton, 2003-05-06-07	8
Paul Hewitt, 1987-88	8
Wayne Pittman, 1991-92-93-94	8
15. Juwan Washington, 2016-17-18-19	7
Jim Allison, 1963-94	7

---	---
<b>Greg Bell, 2020</b>	<b>4</b>
<b>Jordan Byrd, 2018-19-20</b>	<b>2</b>
<b>Chance Bell, 2018-19-20</b>	<b>1</b>

### 300-Yard Performances By Player (2 Total; 1 Player) - Marshall Faulk 2.

### 200-Yard Performances By Player (52 Total; 20 Players) - Marshall Faulk 7, Rashaad Penny 7, Donnel Pumphrey 6, George Jones 4, Adam Muema 4, Larry Ned 4, Ronnie Hillman 3, Lynell Hamilton 2, Chris Hardy 2, Paul Hewitt 2, David Turner 2, Tony Allen 1, Jim Allison 1, Ollie Brown 1, Kern Carson 1, Jonas Lewis 1, Norm Nygaard 1, Phil Prokop 1, Eddie Stewart 1, Gary Wilson 1.

### Most 200-Yard Performances in a Season - 6 by Rashaad Penny in 2017, 4 by Donnel Pumphrey in 2016, 4 by Marshall Faulk in 1992; 3 by Larry Ned in 2001; 3 by George Jones in 1995.

### 100-Yard Performances By Player (343 Total; 80 Players) - Donnel Pumphrey 33, Marshall Faulk 23,

Rashaad Penny 16, Ronnie Hillman 15, George Jones 14, Adam Muema 14, Larry Ned 13, Jonas Lewis 12, Norm Nygaard 11, David Turner 11, Chris Hardy 9, Lynell Hamilton 8, Paul Hewitt 8, Wayne Pittman 8, Jim Allison 7, Juwan Washington 7, Tony Allen 6, Art Preston 6, Kern Carson 5, Walter Kazee 5, Don Shy 5, T.C. Wright 5, **Greg Bell** 4, Lloyd Edwards 4, Michael Franklin 4, Atiyah Henderson 4, Nate Johns 4, Bill Kramer 4, Chase Price 4, Ted Washington 4, George Brown 3, Phil Prokop 3, Darrin Wagner 3, Ollie Brown 2, **Jordan Byrd** 2, Phil DuBois 2, Frank Geary 2, Max Glass 2, Claude Lewis 2, Larry Maxey 2, Mario Mendez 2, Jim Pyles 2, Monty Reed 2, Ron Slack 2, Eddie Stewart 2, Brandon Sullivan 2, Glenn Zinser 2, **Chance Bell** 1, Binky Benton 1, Don Bonatus 1, Tommy Booker 1, Brandon Bomes 1, Curtis Butts 1, Murry Callan 1, Fred Collins 1, Bob Cozens 1, Mac Dillingham 1, Craig Ellis 1, George Gilliland 1, Corey Gilmore 1, Marty Graham 1, David Hardy 1, Derrick Harvey 1, Mike Hill 1, Chase Jasmin 1, Marcus Jennings 1, Matt Kofler 1, Marshall Malcolm 1, Kevin O'Connell 1, Del Pfifer 1, Volney Quinlan 1, Joe Riccobono 1, Walt Sefton 1, Ronnie Smith 1, Bob Tomlinson 1, Joe Turpin 1, Adam Victoria 1, Pete Walker 1, Justin Watson 1, Gary Wilson 1.

### 100-Yard Performances By Quarterback (3 Total; 3 Players) - Matt Kofler 1, Kevin O'Connell 1, Joe Turpin 1.

### 100-YARD RUSHING GAMES

Rk. Player	Yards	Opponent	Date
1. Marshall Faulk	386	Pacific	9-14-91
2. Marshall Faulk	300 (23)	Hawaii*	11-14-92
3. Marshall Faulk	299	at Brigham Young*	9-10-92
4. Larry Ned	285	Eastern Illinois	10-6-01
5. Donnel Pumphrey	281	California	9-10-16
6. George Jones	275	at UNLV*	11-16-96
7. Jim Allison	271	San Francisco State	9-26-64
8. George Jones	270	at Fresno State*	10-14-95

9. Donnel Pumphrey	261	San José State*	11-29-14
10. Paul Hewitt	259	Air Force*	9-11-88
11. Adam Muema	255	at Wyoming*	11-24-12
12. Rashaad Penny	253	at Hawaii**	10-28-17
Jonas Lewis	253	at Fresno State*	11-15-97
George Jones	253	San José State	10-21-95
15. Marshall Faulk	252	Brigham Young*	11-11-93
16. Donnel Pumphrey	246	at New Mexico*	11-1-14
17. Larry Ned	239 (16)	Brigham Young*	10-25-01
David Turner	239	Arkansas State	9-12-76
19. Kern Carson	236	Fresno State*	10-27-62
20. Chris Hardy	235	Colorado State*	9-28-85
21. Rashaad Penny	234	at San José State*	11-4-17
22. Adam Muema	233	New Mexico*	11-2-13
23. Adam Muema	229	Buffalo (FIPB)	12-21-13
24. Ronnie Hillman	228	Navy (PB)	12-23-10
Ronnie Hillman	228	at Missouri	9-18-10
26. Ronnie Hillman	224	Wyoming*	10-29-11
27. Donnel Pumphrey	223	at Utah State*	10-28-16
Chris Hardy	223	UTEP*	11-16-85
29. Rashaad Penny	222	Nevada*	11-18-17
30. Rashaad Penny	221	vs. Army (AFB)	12-23-17
31. Donnel Pumphrey	220	at Fresno State*	10-14-16
Donnel Pumphrey	220	at No. Illinois	9-17-16
Lynell Hamilton	220	Samford	9-20-03
Marshall Faulk	220	USC	9-5-92
35. Lynell Hamilton	218	Wyoming*	10-25-03
36. Rashaad Penny	216	at Arizona State	9-9-17
37. Norm Nygaard	215	UC Santa Barbara*	11-21-53
38. Marshall Faulk	212	at Hawaii**	10-5-91
39. Larry Ned	209	Wyoming*	11-17-01
David Turner	209	at Bowling Green	9-25-76
Gary Wilson	209	Mexico Poly	9-17-66
42. Rashaad Penny	208	at Nevada*	11-12-16
George Jones	208	New Mexico*	11-4-95
44. Ollie Brown	207	Pacific	10-16-76
45. Phil Prokop	204	Redlands	10-18-52
46. Rashaad Penny	203	New Mexico*	11-24-17
Larry Ned	203	at Utah*	10-23-99
Paul Hewitt	203	Long Beach State	10-24-87
49. Adam Muema	202	San José State*	9-22-12
Tony Allen	202	at Fresno State*	9-22-79
51. Marshall Faulk	200	at New Mexico*	10-3-92
Eddie Stewart	200	UC Santa Barbara*	11-14-70
53. Donnel Pumphrey	198	at Nevada*	11-12-16
54. Rashaad Penny	197	UC Davis	9-2-17
Ron Slack	197	Long Beach State	10-14-89
56. Darrin Wagner	193	at UTEP*	10-28-89
57. Ronnie Hillman	192	at UNLV*	11-26-11
58. Ronnie Hillman	191	Washington State	9-17-11
Ronnie Hillman	191	(23) Air Force*	10-16-10
60. Ronnie Hillman	189	Cal Poly	9-3-11
David Turner	189 (13)	Florida State	11-19-77
62. Norm Nygaard	188	Cal State L.A.*	10-25-52
63. George Jones	187	at New Mexico*	10-19-96
64. Marshall Faulk	186	New Mexico*	10-23-93
65. Jim Allison	185	at Cal Poly SLO*	10-3-64
66. Wayne Pittman	183	Hawaii**	10-29-94
67. Donnel Pumphrey	182	Hawaii**	10-18-14
68. Donnel Pumphrey	181	Utah State*	10-23-15
69. Ronnie Hillman	178	Fresno State	12-3-11
Larry Ned	178	Air Force*	9-29-01
Marcus Jennings	178	Colorado State*	11-4-78
72. Atiyah Henderson	177	Colorado State*	11-25-08
Larry Ned	177	at Colorado State*	9-22-01
74. Norm Nygaard	176	at Cal Poly SLO*	10-4-52
75. Rashaad Penny	175 (19)	Stanford	9-16-17
Marshall Faulk	175	at Hawaii**	10-9-93
77. Marshall Faulk	174	Colorado State*	11-9-91
78. George Jones	173	at UTEP*	10-28-95
79. Ronnie Hillman	172	at Air Force*	10-13-11
80. Rashaad Penny	170	at UNLV*	10-7-17
Marshall Faulk	170	CSUN	9-4-93
82. Bob Tomlinson	168	Whittier	11-15-47
83. Donnel Pumphrey	167	UNLV*	9-27-14
Donnel Pumphrey	167	at New Mexico State	9-28-13
Larry Ned	167	at Tulsa*	10-2-98
Jonas Lewis	167 (25)	Colorado State	11-22-97
87. Jonas Lewis	166	at New Mexico*	10-17-98
88. David Turner	165	Utah State	10-1-77
89. George Jones	164	at Hawaii**	11-18-95
90. Adam Muema	163	at Hawaii**	11-16-13
91. Lynell Hamilton	161	Brigham Young*	10-1-05
<b>92. Greg Bell</b>	<b>160</b>	<b>Hawaii**</b>	<b>11-14-20</b>
Darrin Wagner	160	Cal State Fullerton	9-23-89



George Jones	160	at Utah*	10-7-95
95. Juwan Washington	158	Hawai'i*	11-24-18
Juwan Washington	158	(13) Stanford	08-31-18
Phil Prokop	158	Pepperdine*	10-11-52
<b>98. Greg Bell</b>	<b>157</b>	<b>at Utah State*</b>	<b>10-31-20</b>
Marshall Faulk	157	vs. Tulsa (FreB)	12-30-91
100. Juwan Washington	156	Sacramento State	09-08-18
Marshall Faulk	156	UTEP*	10-17-92
Curtis Butts	156	New Mexico*	11-4-89
Don Shy	156	at Northern Arizona	11-20-65
Jim Allison	156	Cal Western	11-21-64
105. Don Shy	155	Mexico Poly	9-17-66
Kern Carson	155	Pacific	11-10-62
107. Donnel Pumphrey	154	Nevada*	11-28-15
Lynell Hamilton	154	Wyoming*	11-19-05
Marshall Faulk	154	at (1) Miami (Fla.)	11-30-91
Kern Carson	154	at Pepperdine	11-4-61
111. Wayne Pittman	153	at Utah*	10-26-91
Marshall Faulk	153	New Mexico*	10-12-91
113. Chase Price	152	Wyoming*	11-14-15
Donnel Pumphrey	152	San José State*	10-17-15
Ronnie Hillman	152	UNLV*	11-27-10
Paul Hewitt	152	(20) Brigham Young*	11-5-88
Binky Benton	152	San José State	11-6-76
Mario Mendez	152	San Diego	11-18-61
Norm Nygaard	152	Pepperdine*	10-11-52
120. Donnel Pumphrey	151	at So. Alabama	10-1-16
Chase Price	151	Fresno State*	10-3-15
Ronnie Hillman	151	Colorado State*	11-6-10
Tony Allen	151	Arizona	11-10-79
Tony Allen	151	at Utah	10-27-79
Norm Nygaard	151	SD Marines	10-16-54
Norm Nygaard	151	Fresno State	11-1-52
127. Ronnie Hillman	150	at New Mexico State	9-11-10
Marshall Faulk	150	Wyoming*	11-27-93
129. George Jones	149	Air Force*	11-23-96
Wayne Pittman	149	at UTEP*	10-19-91
Paul Hewitt	149	UTEP*	10-10-87
132. Donnel Pumphrey	148	at Hawai'i*	10-10-15
133. Donnel Pumphrey	147	at Boise State*	11-15-14
George Jones	147	California	9-2-95
Wayne Pittman	147	Wyoming*	11-2-91
Ollie Brown	147	at Fresno State*	10-11-75
Don Shy	147	Cal Poly Pomona	10-23-65
Norm Nygaard	147	Whittier	11-27-54
Pete Walker	147	Occidental*	10-9-31
140. Larry Ned	146	at New Mexico*	10-17-98
Larry Ned	146	(16) Arizona	9-24-98
David Turner	146	New Mexico	11-27-76
143. Jonas Lewis	145	at UNLV*	11-20-99
Larry Ned	145	South Florida	9-4-99
Marty Graham	145	Oklahoma	9-21-96
Chris Hardy	145	at UTEP*	10-18-86
David Turner	145	at Fresno State	10-8-77
Murry Callan	145	New Mexico State	10-15-49
149. George Brown	144	Fresno State	11-2-68
Ted Washington	144	Montana State	11-18-67
Jim Allison	144	CSUN*	11-14-64
152. Adam Muema	143	UNLV*	10-27-12
Lloyd Edwards	143	Long Beach State*	10-7-67
154. Donnel Pumphrey	142	Idaho	11-8-14
Attyah Henderson	142	Air Force*	10-21-06
Jonas Lewis	142	Fresno State*	11-7-98
157. Donnel Pumphrey	141	UNLV*	10-8-16
Chase Price	141	at New Mexico*	10-10-14
Ronnie Hillman	141	New Mexico*	11-5-11
Marshall Faulk	141	at Utah*	10-30-93
161. Donnel Pumphrey	140	Utah State*	11-14-15
Attyah Henderson	140	Cal Poly	10-28-06
Paul Hewitt	140	at New Mexico*	11-19-88
Ted Washington	140	North Dakota State	11-5-66
Kern Carson	140	Cal Poly Pomona	9-28-63
<b>166. Jordan Byrd</b>	<b>139</b>	<b>Central Mich. (NMB)</b>	<b>12-21-19</b>
Donnel Pumphrey	139	at UNLV*	11-21-15
168. Juwan Washington	138	(23) Arizona State	09-15-18
Tony Allen	138	UTEP*	11-17-79
Ted Washington	138	Fresno State*	10-29-66
Don Bonatus	138	Cal State L.A.*	10-25-52
172. Juwan Washington	137	at Utah State*	10-28-16
T.C. Wright	137	UTEP*	11-24-90
Don Shy	137	Northern Arizona	11-19-66
175. Don Shy	136	Cal Poly SLO*	10-2-65
176. Donnel Pumphrey	135	San José State*	10-21-16
Wayne Pittman	135	Fresno State*	11-26-94

Ron Slack	135	at Air Force*	9-2-89
Mike Hill	135	Fresno State*	10-7-78
Nate Johns	135	at CSUN*	11-13-65
181. Juwan Washington	134	San José State*	11-4-17
Adam Muema	134	Nevada*	10-4-13
Derrick Harvey	134	at Wyoming*	10-9-82
184. George Jones	133	Wyoming*	11-11-95
185. Norm Nygaard	132	at Cal State L.A.*	10-23-53
Joe Riccobono	132	Loyola Marymount	11-8-47
187. Donnel Pumphrey	131	Air Force*	11-21-14
Jonas Lewis	131	Wyoming*	11-27-99
T.C. Wright	131	Long Beach State	9-15-90
Chris Hardy	131	at Utah*	9-13-86
Bill Kramer	131	Tampa	9-21-74
George Gilliland	131	Cal Poly Pomona	9-27-40
193. Chris Hardy	130	UTEP*	9-15-84
David Hardy	130	at Long Beach State	11-20-76
195. Juwan Washington	129	vs. Ohio (FriB)	12-19-18
Jonas Lewis	129	at Hawai'i*	10-25-97
Wayne Pittman	129	at New Mexico*	10-15-94
Wayne Pittman	129	at Colorado State*	9-24-94
Marshall Faulk	129	Air Force*	10-24-92
David Turner	129	UTEP	10-15-77
Monty Reed	129	at Fresno State*	10-12-74
Glenn Zinser	129	at Redlands*	10-22-38
203. Rashaad Penny	128	at Air Force*	9-23-17
204. Adam Muema	127	at (19) Boise State*	11-3-12
Jonas Lewis	127	UNLV*	10-18-97
Marshall Faulk	127	at Wyoming*	11-7-92
Nate Johns	127	at Fresno State*	10-30-65
Max Glass	127	Redlands*	11-6-37
209. George Jones	126	at Colorado State*	10-26-96
Bill Kramer	126	at UTEP	9-28-74
211. Volney Quinlan	125	SD Marines	10-13-51
212. Donnel Pumphrey	124	Fresno State*	10-3-15
Adam Muema	124	North Dakota*	9-15-12
Ronnie Smith	124	San José State	11-6-76
Del Pifer	124	North Texas	11-22-69
216. Monty Reed	123	Pacific*	11-9-74
Eddie Stewart	123	at Northern Illinois	9-12-70
Norm Nygaard	123	Hawai'i*	9-26-53
Art Preston	123	at Fresno State	11-3-51
220. Michael Franklin	122	Air Force*	11-22-03
Bill Kramer	122	Iowa State	12-1-73
222. Donnel Pumphrey	121	at Colorado State*	10-31-15
Larry Ned	121	New Mexico*	10-9-99
Phil DuBois	121	Colorado State*	11-4-78
Nate Johns	121	Cal Poly SLO*	10-2-65
226. Jim Allison	120	at Cal Poly Pomona	9-19-64
227. Adam Muema	119	(10) Boise State*	11-19-11
Jonas Lewis	119	New Mexico*	10-11-97
Chris Hardy	119	Hawai'i*	11-22-86
<b>230. Jordan Byrd</b>	<b>118</b>	<b>at New Mexico State</b>	<b>9-14-19</b>
Jonas Lewis	118	Hawai'i*	10-9-98
Marshall Faulk	118	at (11) UCLA	9-26-92
Marshall Faulk	118	Brigham Young*	11-16-91
T.C. Wright	118	(2) Miami (Fla.)	12-1-90
David Turner	118	Long Beach State	11-12-77
Marshall Malcolm	118	at Cal State L.A.*	10-23-53
237. Rashaad Penny	117	at Wyoming (CC)*	11-19-16
Donnel Pumphrey	117	at Air Force*	10-10-13
Ronnie Hillman	117	at Army	9-10-11
<b>240. Chance Bell</b>	<b>116</b>	<b>at New Mexico State</b>	<b>9-14-19</b>
Chris Hardy	116	Wyoming*	11-15-86
Joe Turpin (QB)	116	Cal Poly SLO*	9-30-67
Claude Lewis	116	at UC Santa Barbara*	11-10-56
244. Donnel Pumphrey	115	vs. Houston (LVB)	12-17-16
245. George Jones	114	(16) Wyoming*	11-7-96
Marshall Faulk	114	at Air Force*	9-21-91
David Turner	114	at Pacific	11-5-77
Bob Cozens	114	Redlands	10-19-40
Glenn Zinser	114	New Mexico State	10-23-37
250. Adam Muema	113	at San José State*	11-9-13
Lynell Hamilton	113	Eastern Washington	8-30-03
Justin Watson	113	Idaho	9-7-96
T.C. Wright	113	Long Beach State	9-8-91
Paul Hewitt	113	Utah*	9-12-87
Frank Geary	113	Florida State	10-27-73
Jim Allison	113	at San José State	11-28-64
257. Chase Jasmin	112	(23) Arizona State	9-15-18
Donnel Pumphrey	112	Hawai'i*	11-5-16
Chase Price	112	Nevada*	11-28-15
Donnel Pumphrey	112	Navy (PB)	12-23-14
Donnel Pumphrey	112	Nevada*	10-4-13

### 100-YARD RUSHING GAMES AGAINST MOUNTAIN WEST OPPONENTS

Opponent	100-Yard Gms.	High	Last
Air Force	17	259, Paul Hewitt, 9-11-88 (H)	128, Rashaad Penny, 9-23-17 (A)
Boise State	3	147, Donnel Pumphrey, 11-15-14 (A)	147, Donnel Pumphrey, 11-15-14 (A)
Colorado State	15	235, Chris Hardy, 9-28-85 (H)	121, Donnel Pumphrey, 10-31-15 (A)
Fresno State	22	270, George Jones, 10-14-95 (A)	220, Donnel Pumphrey, 10-14-16 (A)
Hawai'i	20	300, Marshall Faulk, 11-14-92 (H)	<b>160, Greg Bell, 11-14-20 (H)</b>
Nevada	9	222, Rashaad Penny, 11-18-17 (H)	222, Rashaad Penny, 11-18-17 (H)
New Mexico	22	246, Donnel Pumphrey, 11-1-14 (A)	203, Rashaad Penny, 11-24-17 (H)
San José State	16	261, Donnel Pumphrey, 11-29-14 (H)	<b>109, Greg Bell, 11-6-20 (H)</b>
UNLV	15	275, George Jones, 11-16-96 (A)	<b>111, Greg Bell, 10-24-20 (H)</b>
Utah State	6	223, Donnel Pumphrey, 10-28-16 (A)	<b>157, Greg Bell, 10-31-20 (A)</b>
Wyoming	19	255, Adam Muema, 11-24-12 (A)	117, Penny & 110 Pumphrey, 12-3-16 (A)

### 100-YARD RUSHING GAMES VS. 2021 NON-CONFERENCE OPPONENTS

Opponent	100-Yard Gms.	High	Last
Arizona	3	151, Tony Allen, 11-10-71	146, Larry Ned, 9-24-98
New Mexico State	9	167, Donnel Pumphrey, 9-28-13	118, Jordan Byrd & 116 Chance Bell, 9-14-19
Towson		first meeting	
Utah	11	203, Larry Ned, 10-23-99	112, Brandon BONES, 10-30-04

Walter Kazee	112	at UNLV	11-28-09
Larry Ned	112	at Ohio State	10-20-01
Jonas Lewis	112	UTEP*	11-21-98
Mac Dillingham	112	Northern Illinois	9-20-68
Norm Nygaard	112	at Pepperdine*	10-10-53
<b>267. Greg Bell</b>	<b>111</b>	<b>UNLV*</b>	<b>10-24-20</b>
Donnel Pumphrey	111	Northern Arizona	8-30-14
Adam Muema	111	(18) Fresno State	10-26-13
Brandon Sullivan	111	Southern Utah	9-12-09
Larry Ned	111	Hawai'i*	10-9-98
Phil DuBois	111	Utah*	12-2-78
David Turner	111	at San José State	11-26-77
Art Preston	111	Pepperdine*	10-14-50
275. Donnel Pumphrey	110	at Wyoming* (CC)	11-19-16
Rashaad Penny	110	UNLV*	10-8-16
Lynell Hamilton	110	at Hawai'i	12-3-05
Art Preston	110	at Arizona State	11-4-50
<b>279. Greg Bell</b>	<b>109</b>	<b>San José State*</b>	<b>11-6-20</b>
Ronnie Hillman	109	at (22) Michigan	9-24-11
Larry Maxey	109	at Wyoming*	10-6-90
Paul Hewitt	109	at Utah*	10-29-88
Chris Hardy	109	at New Mexico*	9-27-86
Jim Pyles	109	at Whittier	11-26-55
285. Rashaad Penny	108	Hawai'i*	11-5-16
Lynell Hamilton	108	at Colorado State*	11-12-05
David Turner	108	Brigham Young	10-2-76
288. Rashaad Penny	107	No. Illinois	9-30-17
Lynell Hamilton	107	at UTEP	9-13-03
Adam Victoria	107	Long Beach State*	11-13-71
Lloyd Edwards	107	Fresno State	11-2-68
Nate Johns	107	at Cal State L.A.*	10-16-65
293. Walter Kazee	106	Air Force*	11-10-12
Fred Collins	106	UNLV*	10-26-02
Marshall Faulk	106	at Air Force*	9-18-93
Tony Allen	106	at Colorado State*	10-20-79
Bill Kramer	106	New Mexico State	11-16-74
Art Preston	106	at Cal Poly SLO*	11-18-50
299. Rashaad Penny	105	San José State*	10-21-16
Walter Kazee	105	UNLV*	10-27-12
Adam Muema	105	Colorado State*	10-13-12
Walter Kazee	105	North Dakota	9-15-12
Brandon Sullivan	105	Wyoming	11-14-09
Michael Franklin	105	at Colorado State*	11-15-03
George Jones	105	Nevada	9-28-95
Wayne Pittman	105	at Wyoming*	10-22-94
Paul Hewitt	105	Hawai'i*	10-15-88
Ted Washington	105	at Northern Illinois	10-21-67
Lloyd Edwards	105	at Northern Illinois	10-21-67
Jim Allison	105	at Long Beach State*	10-10-64
Jim Pyles	105	at New Mexico	11-24-56
Max Glass	105	New Mexico State	10-23-37
313. Darrin Wagner	104	Pacific	10-21-89
Chris Hardy	104	Utah*	10-19-85
Mario Mendez	104	SD Marines	11-30-63
Claude Lewis	104	San José State*	10-20-56
317. Adam Muema	103	Brigham Young (PB)	12-20-12
Brandon BONES	103	at Air Force*	11-13-04

Jonas Lewis	103	at Kansas	9-25-99
Larry Maxey	103	at UCLA	10-13-90
Tommy Booker	103	at Oregon	9-8-90
Norm Nygaard	103	San Francisco State	11-8-52
Art Preston	103	at Redlands	11-10-51
324. Donnel Pumphrey	102	South Alabama	9-19-15
T.C. Wright	102	New Mexico*	10-12-91
Corey Gilmore	102	Utah*	10-19-85
Matt Kofler (QB)	102	New Mexico*	11-22-80
Craig Ellis	102	at Air Force*	9-20-80
Lloyd Edwards	102	Texas Southern	10-12-68
330. Walter Kazee	101	New Mexico State	10-3-09
Kevin O'Connell (QB)	101	at Brigham Young*	11-6-04
Michael Franklin	101	Idaho State	9-4-04
Tony Allen	101	Miami (Fla.)	10-13-79
George Brown	101	Southern Mississippi	10-10-70
George Brown	101	at UT Arlington	10-18-69
Kern Carson	101	at Pacific	11-9-63
Art Preston	101	Fresno State*	10-21-50
Walt Sefton	101	SD Marines	11-11-37
339. Donnel Pumphrey	100	at (21) North Carolina	9-16-14
Attyah Henderson	100	Idaho	9-27-08
Michael Franklin	100	Nevada	9-25-04
Frank Geary	100	at Arizona	9-14-74
Phil Prokop	100	San José State	9-27-52

AFB - Armed Forces Bowl. CC - Conference championship game. FreB - Freedom Bowl; FriB - Frisco Bowl; LVB - Las Vegas Bowl; NMB




# Rushing

10 BOWL GAME APPEARANCES SINCE 2010 ► 21 CONFERENCE CHAMPIONSHIPS



RUSHING ◀ RECORDS



**MARSHALL FAULK**

10-21-67	at Northern Illinois (W, 47-6)	Lloyd Edwards	14	105	0
		Ted Washington	21	105	0
11-2-68	Fresno State (W, 42-12)	George Brown	14	144	1
		Lloyd Edwards	22	107	0
11-6-76	San José State (W, 30-17)	Binky Benton	29	152	2
		Ron Smith	6	124	0
11-4-78	Colorado State* (W, 34-31)	Marcus Jennings	27	178	1
		Phil DuBois	14	121	0
10-19-85	Utah* (L, 37-39)	Chris Hardy	17	104	1
		Cory Gilmore	16	102	2
10-12-91	New Mexico* (W, 38-24)	Marshall Faulk	14	153	2
		T.C. Wright	18	102	1
10-9-98	Hawaii* (W, 35-13)	Jonas Lewis	16	118	1
		Larry Ned	11	111	2
10-17-98	at New Mexico* (W-ot, 36-33)	Jonas Lewis	23	166	3
		Larry Ned	23	146	1
9-15-12	North Dakota (W, 49-41)	Adam Muema	13	124	1
		Walter Kazee	18	105	2
10-27-12	UNLV* (W, 24-13)	Adam Muema	21	143	0
		Walter Kazee	21	105	1
10-4-13	Nevada* (W-ot, 51-44)	Adam Muema	24	134	2
		Donnel Pumphrey	11	112	1
10-10-14	at New Mexico* (W, 24-14)	Donnel Pumphrey	20	246	2
		Chase Price	17	141	1
10-3-15	Fresno State* (W, 21-7)				

		Chase Price	27	151	0
		Donnel Pumphrey	23	124	1
11-14-15	Wyoming* (W, 38-3)	Chase Price	17	152	2
		Donnel Pumphrey	29	140	0
11-28-15	Nevada* (W, 31-14)	Donnel Pumphrey	23	154	2
		Chase Price	19	112	1
10-8-16	UNLV* (W, 26-7)	Donnel Pumphrey	31	141	1
		Rashaad Penny	14	110	1
10-21-16	San José State* (W, 42-3)	Donnel Pumphrey	24	135	2
		Rashaad Penny	9	105	3
10-28-16	at Utah State* (W, 40-13)	Donnel Pumphrey	32	223	0
		Juwan Washington	14	137	2
11-5-16	Hawaii* (W, 55-0)	Rashaad Penny	8	108	1
		Donnel Pumphrey	21	112	0
11-12-16	at Nevada* (W, 46-16)	Rashaad Penny	10	208	2
		Donnel Pumphrey	26	198	1
12-3-16	at Wyoming (MW-CC) (W, 27-24)	Rashaad Penny	16	117	2
		Donnel Pumphrey	25	110	1
11-4-17	San José State* (W, 52-7)	Rashaad Penny	20	234	3
		Juwan Washington	16	134	2
9-15-18	(23) Arizona State (W, 28-21)	Juwan Washington	27	138	1
		Chase Jasmin	19	112	1
9-14-19	at New Mexico State (W, 31-10)	<b>Jordan Byrd</b>	<b>22</b>	<b>118</b>	<b>2</b>
		<b>Chance Bell</b>	<b>17</b>	<b>116</b>	<b>1</b>

## CONSECUTIVE 100-YARD RUSHING GAMES

Date	Opponent	No.	Yds.	TDs
<b>Marshall Faulk - 10</b>				
11-9-91	Colorado State*	30	174	1
11-16-91	Brigham Young*	20	118	2
11-30-91	at (1) Miami (Fla.)	27	154	0
12-30-91	vs. Tulsa (FB)	30	157	1
9-5-92	USC	27	220	3
9-10-92	at Brigham Young*	35	299	3
9-26-92	at (21) UCLA	23	118	1
10-3-92	at New Mexico*	25	200	2
10-17-92	UTEP*	30	156	1
10-24-92	Air Force*	29	129	0
<b>Donnel Pumphrey - 9</b>				
9-10-16	California	29	281	3
9-17-16	at Northern Illinois	23	220	3
10-1-16	at South Alabama	25	151	1
10-8-16	UNLV*	31	141	1
10-14-16	at Fresno State*	38	220	2
10-21-16	San José State*	24	135	2
10-28-16	at Utah State*	32	135	2
11-5-16	Hawaii*	21	112	0
10-12-16	at Nevada	26	198	1
<b>Donnel Pumphrey - 8</b>				
10-3-15	Fresno State*	23	124	1
10-10-15	at Hawaii*	30	148	3
10-17-15	at San José State*	20	152	1
10-23-15	Utah State*	23	181	2
10-31-15	at Colorado State*	20	121	2
11-14-15	Wyoming*	29	140	0
11-21-15	at UNLV*	14	139	2
11-28-15	Nevada*	23	154	2
<b>George Jones - 8</b>				
9-28-95	Nevada	25	105	1
10-7-95	at Utah*	39	160	1
10-14-95	Fresno State*	28	270	5
10-21-95	San José State	19	253	2
10-28-95	at UTEP*	21	173	2
11-4-95	New Mexico*	35	208	3
11-11-95	Wyoming*	27	133	1
11-18-95	at Hawaii*	21	164	3
<b>Rashaad Penny - 6</b>				
9-2-17	UC Davis	21	197	2
9-9-17	at Arizona State	18	216	1
9-16-17	(19) Stanford	32	175	1
9-23-17	at Air Force*	20	128	3
9-30-17	Northern Illinois	25	107	0
10-7-17	at UNLV*	27	170	2
<b>Ronnie Hillman - 6</b>				
11-27-10	UNLV*	19	152	1
12-23-10	vs. Navy (PB)	28	228	3
9-3-11	Cal Poly	28	189	2
9-10-11	at Army	17	117	2
9-17-11	Washington State	32	191	4
9-24-11	at (22) Michigan	21	109	0
<b>Rashaad Penny - 5</b>				
10-28-17	at Hawaii*	30	253	2
11-4-17	San José State*	20	234	3
11-18-17	Nevada*	24	222	2
11-24-17	New Mexico*	22	203	2
12-23-17	vs. Army (AFB)	14	221	4
<b>Donnel Pumphrey - 5</b>				
11-8-14	Idaho	26	142	1
11-15-14	at Boise State*	24	147	2
11-21-14	Air Force*	27	131	1
11-29-14	San José State*	21	261	3
12-23-14	Navy (PB)	21	112	1
<b>Greg Bell - 4</b>				
10-24-20	UNLV*	19	111	1
10-31-20	at Utah State*	22	157	1
11-6-20	San José State*	25	109	1
11-14-20	Hawaii*	19	160	2
<b>Adam Muema - 4</b>				
10-26-13	(18) Fresno State*	27	111	2
11-2-13	New Mexico*	27	233	3
11-9-13	at San José State*	21	113	2

11-16-13	at Hawaii*	24	163	1
<b>Larry Ned - 4</b>				
9-24-98	(16) Arizona	33	146	1
10-3-98	at Tulsa*	32	167	0
10-9-98	Hawaii*	11	111	2
10-17-98	at New Mexico*	23	146	1
<b>David Turner - 4</b>				
11-5-77	at Pacific	35	114	1
11-12-77	Long Beach State	26	118	3
11-19-77	(13) Florida State	25	189	2
11-26-77	at (16) San José State	27	111	0
<b>Jim Allison - 4</b>				
9-19-64	at Cal Poly Pomona	20	120	2
9-26-64	San Francisco State	20	271	4
10-3-64	at Cal Poly SLO*	22	185	3
10-10-64	at Long Beach State*	18	105	1
<b>Juwan Washington - 3</b>				
8-31-18	(13) Stanford	24	158	1
9-8-18	Sacramento State	36	156	3
9-15-18	(23) Arizona State	27	138	1
<b>Donnel Pumphrey - 3</b>				
9-28-13	at New Mexico State	19	167	3
10-4-13	Nevada*	11	112	1
10-10-13	at Air Force*	17	117	1
<b>Ronnie Hillman - 3</b>				
10-12-11	at Air Force*	27	172	2
10-29-11	Wyoming*	25	224	2
11-5-11	New Mexico*	29	141	1
<b>Lynell Hamilton - 3</b>				
11-12-05	at Colorado State*	21	108	1
11-19-05	Wyoming*	27	154	1
12-3-05	at Hawaii	26	110	1
<b>Michael Franklin - 3</b>				
11-15-03	at Colorado State*	18	105	0
11-22-03	Air Force*	29	122	1
9-4-04	Idaho State	12	101	1
<b>Larry Ned - 3</b>				
9-22-01	at Colorado State*	40	177	2
9-29-01	Air Force*	24	178	2
10-6-01	Eastern Illinois	30	285	3
<b>Jonas Lewis - 3</b>				
10-11-97	New Mexico*	26	119	0
10-18-97	UNLV*	36	127	1
10-25-97	at Hawaii*	30	129	0
<b>Wayne Pittman - 3</b>				
10-15-94	at New Mexico*	27	129	1
10-22-94	at Wyoming*	22	105	1
10-29-94	Hawaii*	33	183	2
<b>Marshall Faulk - 3</b>				
10-23-93	New Mexico*	36	186	1
10-30-93	at Utah*	22	141	1
11-11-93	Brigham Young*	32	252	2
<b>Wayne Pittman - 3</b>				
10-19-91	at UTEP*	28	149	2
10-26-91	at Utah*	36	153	0
11-2-91	Wyoming*	26	147	0
<b>T.C. Wright - 3</b>				
11-24-90	UTEP*	14	137	2
12-1-90	(2) Miami	22	118	1
9-8-91	Long Beach State	18	113	1
<b>Tony Allen - 3</b>				
10-13-79	Miami	28	101	1
10-20-79	at Colorado State*	16	106	0
10-27-79	at Utah*	28	151	1
<b>David Turner - 3</b>				
10-1-77	Utah State	22	165	1
10-8-77	at Fresno State	28	145	1
10-15-77	UTEP	19	129	3
<b>Jim Allison - 3</b>				
11-14-64	CSUN*	22	144	2
11-21-64	Cal Western	24	156	3
11-28-64	at San José State	23	113	1
<b>Norm Nygaard - 3</b>				
10-25-52	Cal State L.A.*	20	188	1
11-1-52	Fresno State	19	151	2
11-8-52	San Francisco State	18	103	2

AZTEC FOOTBALL MEDIA GUIDE

# Rushing



10 BOWL GAME APPEARANCES SINCE 2010 ► 21 CONFERENCE CHAMPIONSHIPS

## CONSECUTIVE 200-YARD RUSHING GAMES

Date	Opponent	No.	Yds.	TDs
<b>Rashaad Penny - 5</b>				
10-28-17	at Hawaii*	30	253	2
11-4-17	San José State*	20	234	3
11-18-17	Nevada*	24	222	2
11-24-17	New Mexico*	22	203	2
12-23-17	vs. Army (AFB)	14	221	4
<b>Donnel Pumphrey - 2</b>				
9-10-16	California	29	281	3
9-17-16	at Northern Illinois	23	220	3
<b>George Jones - 2</b>				
10-14-95	Fresno State*	28	270	5
10-21-95	San José State	19	253	2
<b>Marshall Faulk - 2</b>				
9-5-92	USC	27	220	3
9-10-92	at Brigham Young*	35	299	3

## 1,000-YARD RUSHING SEASONS

Date	Opponent	Att.	Yds.	TD	So.
<b>Norm Nygaard, 1952</b>					
Game-By-Game Unavailable					
<b>TOTALS</b>				<b>1,016</b>	

Date	Opponent	Att.	Yds.	TD	Sr.	
<b>Jim Allison, 1964</b>						
S.19	at Cal Poly Pomona	20	120	2		
S.26	San Francisco State	20	271	4		
O.3	at Cal Poly SLO*	22	185	3		
O.10	at Long Beach State*	18	105	1		
O.17	Cal State L.A.*	16	28	0		
O.24	at UC Santa Barbara	injured				
O.31	Fresno State*	9	64	0		
N.14	CSUN	22	144	2		
N.21	Cal Western University (1K)	24	156	3		
N.28	at San José State	23	113	1		
<b>TOTALS (9 games)</b>						
				<b>174</b>	<b>1,186</b>	<b>16</b>

Date	Opponent	Att.	Yds.	TD	Sr.	
<b>David Turner, 1977</b>						
S.10	Cal State Fullerton	11	76	0		
S.17	at Arizona	17	68	0		
O.1	Utah State	22	165	1		
O.8	at Fresno State	28	145	1		
O.15	UTEP	19	129	3		
O.22	UNLV	20	91	1		
O.29	Tulsa	10	46	0		
N.5	at Pacific	35	114	1		
N.12	Long Beach State	26	118	3		
N.19	(13) Florida State (1K)	25	189	2		
N.26	at San José State	27	111	0		
<b>TOTALS (11 games)</b>						
				<b>240</b>	<b>1,252</b>	<b>12</b>

Date	Opponent	Att.	Yds.	TD	Sr.	
<b>Tony Allen, 1979</b>						
S.8	at Missouri	1	9	0		
S.22	at Fresno State	24	202	2		
S.29	Wisconsin	15	54	0		
O.6	at New Mexico*	25	68	2		
O.13	Miami	28	101	1		
O.20	at Colorado State*	16	106	0		
O.27	at Utah*	28	151	1		
N.3	Wyoming*	18	54	1		
N.10	Arizona	28	151	2		
N.17	UTEP* (1K)	29	138	1		
N.24	(10) Brigham Young*	14	60	0		
<b>TOTALS (11 games)</b>						
				<b>226</b>	<b>1,094</b>	<b>10</b>

Date	Opponent	Att.	Yds.	TD	Jr.
<b>Chris Hardy, 1985</b>					
S.14	Long Beach State	10	54	1	
S.21	at (12) UCLA	5	50	0	
S.28	Colorado State*	20	235	2	
O.5	Stanford	17	80	0	
O.12	at (11) Brigham Young*	4	17	0	
O.19	Utah*	17	104	1	

O.26	Oregon	8	45	0		
N.2	at (7) Air Force*	20	97	0		
N.9	at Wyoming	11	68	0		
N.16	UTEP*	19	223	1		
N.23	New Mexico* (1K)	15	86	1		
N.30	at Hawaii*	12	91	1		
<b>TOTALS (12 games)</b>						
				<b>158</b>	<b>1,150</b>	<b>7</b>

Date	Opponent	Att.	Yds.	TD	Jr.	
<b>Paul Hewitt, 1987</b>						
S.5	at (3) UCLA	10	44	0		
S.12	Utah*	18	113	2		
S.19	at Air Force*	7	16	0		
S.26	at Oregon	21	63	1		
O.3	at Wyoming*	8	27	1		
O.10	UTEP*	31	149	2		
O.17	Stanford	8	32	0		
O.24	Long Beach State	35	203	3		
O.31	at Hawaii*	24	86	2		
N.7	at Brigham Young*	21	92	2		
N.14	Colorado State*	25	86	1		
N.21	New Mexico* (1K)	25	90	4		
<b>TOTALS (12 games)</b>						
				<b>233</b>	<b>1,001</b>	<b>18</b>

Date	Opponent	Att.	Yds.	TD	Sr.	
<b>Paul Hewitt, 1988</b>						
S.3	at (5) UCLA	6	23	0		
S.11	Air Force*	45	259	4		
S.17	at Stanford	12	37	1		
O.1	(20) Oregon	8	19	0		
O.8	Wyoming*	13	54	1		
O.15	Hawaii*	22	105	0		
O.22	at Colorado State*	16	71	0		
O.29	at Utah*	29	109	1		
N.5	(20) Brigham Young*	37	152	2		
N.12	at UTEP*	20	86	0		
N.19	at New Mexico* (1K)	32	140	1		
<b>TOTALS (11 games)</b>						
				<b>240</b>	<b>1,055</b>	<b>10</b>

Date	Opponent	Att.	Yds.	TD	T-Fr.	
<b>Marshall Faulk, 1991</b>						
S.8	Long Beach State	11	39	1		
S.14	Pacific	37	386	7		
S.21	at Air Force*	25	114	2		
S.26	UCLA	15	79	1		
O.5	at Hawaii*	22	212	5		
O.12	New Mexico*	14	153	2		
O.19	at UTEP*	injured				
O.26	at Utah*	injured				
N.2	Wyoming*	injured				
N.9	Colorado State* (1K)	30	174	1		
N.16	Brigham Young*	20	118	2		
N.30	at (1) Miami	27	154	0		
<b>TOTALS (9 games)</b>						
				<b>201</b>	<b>1,429</b>	<b>21</b>

<b>Freedom Bowl (Anaheim, Calif.)</b>						
D.30	vs. (23) Tulsa	30	157	1		
<b>TOTALS (10 games)</b>						
				<b>231</b>	<b>1,586</b>	<b>22</b>

Date	Opponent	Att.	Yds.	TD	So.	
<b>Marshall Faulk, 1992</b>						
S.5	vs. USC	27	220	3		
S.10	at Brigham Young	35	299	3		
S.26	at (11) UCLA	23	118	1		
O.3	at New Mexico*	25	200	2		
O.17	UTEP*	30	156	1		
O.24	Air Force* (1K)	29	129	0		
O.31	at Colorado State*	18	60	0		
N.7	at Wyoming*	33	127	0		
N.14	(23) Hawaii*	43	300	4		
N.21	Fresno State*	2	21	1		
N.28	(1) Miami	injured				
<b>TOTALS (10 games)</b>						
				<b>265</b>	<b>1,630</b>	<b>15</b>

Date	Opponent	Att.	Yds.	TD	Jr.
<b>Marshall Faulk, 1993</b>					
S.4	CSUN	27	170	3	
S.11	at (21) California	22	64	1	
S.18	at Air Force*	24	106	3	
S.25	Minnesota	22	81	1	
S.30	UCLA	19	53	1	

O.9	at Hawaii*	27	175	4		
O.16	Colorado State*	18	89	0		
O.23	New Mexico*	36	186	1		
O.30	at Utah* (1K)	22	141	1		
N.11	Brigham Young*	32	252	2		
N.20	at Fresno State*	21	63	1		
N.27	Wyoming*	30	150	3		
<b>TOTALS (12 games)</b>						
				<b>300</b>	<b>1,530</b>	<b>21</b>

Date	Opponent	Att.	Yds.	TD	Sr.	
<b>Wayne Pittman, 1994</b>						
S.3	Navy	13	86	2		
S.10	California	30	96	0		
S.17	at Minnesota	19	64	0		
S.24	at Colorado State*	29	129	1		
O.1	Air Force*	26	97	2		
O.8	Utah*	22	64	1		
O.15	at New Mexico*	27	129	1		
O.22	at Wyoming*	22	105	1		
O.29	Hawaii*	33	183	2		
N.10	at (23) Brigham Young* (1K)	23	48	0		
N.26	Fresno State*	30	135	2		
<b>TOTALS (11 games)</b>						
				<b>274</b>	<b>1,136</b>	<b>12</b>

Date	Opponent	Att.	Yds.	TD	Jr.	
<b>George Jones, 1995</b>						
S.2	California	24	147	3		
S.9	at (14) Oklahoma*	21	89	2		
S.16	at Brigham Young*	19	53	0		
S.28	Nevada	25	105	1		
O.7	at Utah*	39	160	1		
O.14	Fresno State*	28	270	5		
O.21	San José State (1K)	19	253	2		
O.28	at UTEP*	21	173	2		
N.4	New Mexico*	35	208	3		
N.11	Wyoming*	27	133	1		
N.18	at Hawaii*	21	164	3		
N.26	Colorado State*	26	87	0		
<b>TOTALS (12 games)</b>						
				<b>305</b>	<b>1,842</b>	<b>23</b>

Date	Opponent	Att.	Yds.	TD	So.	
<b>Jonas Lewis, 1997</b>						
S.5	Navy	11	44	0		
S.13	at (3) Washington	5	0	0		
S.20	at Wisconsin	did not play				
S.27	at (25) Air Force*	did not play				
O.4	at Arizona	8	56	1		
O.11	New Mexico*	27	120	0		
O.18	UNLV*	36	127	1		
O.25	at Hawaii*	30	129	0		
N.1	at Wyoming*	21	35	0		
N.8	San José State*	22	90	2		
N.15	at Fresno State*	40	253	2		
N.22	Colorado State* (1K)	27	167	0		
<b>TOTALS (11 games)</b>						
				<b>227</b>	<b>1,021</b>	<b>6</b>

Date	Opponent	Att.	Yds.	TD	Sr.	
<b>Larry Ned, 2001</b>						
A.30	Arizona	21	43	1		
S.8	at Arizona State	19	88	0		
S.22	at Colorado State*	40	177	2		
S.29	Air Force*	24	178	2		
O.6	Eastern Illinois	30	285	3		
O.13	at UNLV*	17	46	0		
O.20	at Ohio State	29	112	1		
O.27	(16) Brigham Young* (1K)	35	239	2		
N.3	New Mexico*	27	93	0		
N.10	at Utah*	22	79	0		
N.17	Wyoming*	47	209	4		
<b>TOTALS (11 games)</b>						
				<b>311</b>	<b>1,549</b>	<b>15</b>

Date	Opponent	Att.	Yds.	TD	T-Fr.
<b>Lynell Hamilton, 2003</b>					
A.30	Eastern Washington	23	113	2	
S.6	at (2) Ohio State	17			



# Rushing

10 BOWL GAME APPEARANCES SINCE 2010 ► 21 CONFERENCE CHAMPIONSHIPS



RUSHING ◀ RECORDS



**RASHAAD PENNY**

N.30	at UNLV*	12	11	0
<b>TOTALS (12 games)</b>		<b>228</b>	<b>1,015</b>	<b>12</b>
<b>Famous Idaho Potato Bowl (Boise, Idaho)</b>				
D.21	Buffalo	28	229	3
<b>TOTALS (13 games)</b>		<b>256</b>	<b>1,244</b>	<b>15</b>

<b>Donnel Pumphrey, 2014</b>				
<b>Date</b>	<b>Opponent</b>	<b>Att.</b>	<b>Yds.</b>	<b>TD</b>
A.30	Northern Arizona	19	111	2
S.7	at (21) North Carolina	17	100	2
S.20	at Oregon State	17	89	1
S.27	UNLV*	22	167	4
O.3	at Fresno State*	24	94	0
O.10	at New Mexico*	20	246	2
O.18	Hawaii*	25	182	1
N.1	at Nevada* (1K)	13	85	0
N.8	Idaho	26	142	1
N.15	at Boise State*	24	147	2
N.21	Air Force*	27	131	1
N.29	San José State*	21	261	3
<b>TOTALS (12 games)</b>		<b>255</b>	<b>1,755</b>	<b>19</b>
<b>Poinsettia Bowl (San Diego, Calif.)</b>				
D.23	Navy	21	112	1
<b>TOTALS (13 games)</b>		<b>276</b>	<b>1,867</b>	<b>20</b>

<b>Donnel Pumphrey, 2015</b>				
<b>Date</b>	<b>Opponent</b>	<b>Att.</b>	<b>Yds.</b>	<b>TD</b>
S.5	San Diego	19	62	1
S.12	at California	21	85	0
S.19	South Alabama	28	102	1
S.26	at Penn State	18	56	1
O.3	Fresno State*	23	124	1
O.10	at Hawaii*	30	148	3
O.17	at San José State*	20	152	1
O.23	Utah State*	23	181	2
O.31	at Colorado State* (1K)	20	121	2
N.14	Wyoming*	29	140	0
N.21	at UNLV*	14	139	2
N.28	Nevada*	23	154	2
D.5	Air Force	16	90	0
<b>TOTALS (13 games)</b>		<b>284</b>	<b>1,554</b>	<b>16</b>
<b>Hawaii Bowl (Honolulu, Hawaii)</b>				
D.24	vs. Cincinnati	25	99	1
<b>TOTALS (14 games)</b>		<b>309</b>	<b>1,653</b>	<b>17</b>

<b>Chase Price, 2015</b>				
<b>Date</b>	<b>Opponent</b>	<b>Att.</b>	<b>Yds.</b>	<b>TD</b>
S.5	San Diego	10	66	0
S.12	at California	9	35	0
S.19	South Alabama	4	41	0

## MOST RUSHING YARDS/TWO CONSECUTIVE GAMES

Pl.	Player	Cl.	Season	Yards	Opponents (Yards)	Dates
1.	George Jones	Jr.	1995	523	Fresno State* (270), SJSU* (253)	10-14/10-21
2.	Marshall Faulk	So.	1992	519	USC (220), at Brigham Young* (299)	9-3/9-10
3.	Donnel Pumphrey	Sr.	2016	501	California (281), at No. Illinois (220)	9-10/9-17
4.	Marshall Faulk	T-Fr.	1991	500	Pacific (386), at Air Force* (114)	9-14/9-21
5.	Rashaad Penny	Sr.	2017	487	at Hawaii** (253), at SJSU* (234)	10-28/11-4
6.	Larry Ned	Sr.	2001	463	Air Force* (178), Eastern Illinois (285)	9-29/10-6
7.	Rashaad Penny	Sr.	2017	456	at SJSU* (234), Nevada (222)	11-4/11-18
	Jim Allison	Sr.	1964	456	San Francisco State (271), at Cal Poly* (185)	9-26/10-3
9.	George Jones	Jr.	1995	430	at Utah* (160), Fresno State* (270)	10-7/10-14
10.	Donnel Pumphrey	So.	2014	428	at New Mexico* (246), Hawaii** (182)	10-10/10-18

## ■ Annual Rushing Leaders

Year	Player	Cl.	NR	CR	Att.	Yds.	Avg.	TDs
1947	Joe Riccobono	So.			101	405	4.0	3
1948	Murry Callan	So.			95	528	5.6	3
1949	Jim Simmons	Jr.			87	523	6.0	9
1950	Art Preston	Jr.			114	78	5.4	11
1951	Art Preston	Sr.			118	588	4.9	7
1952	Norm Nygaard	So.			153	1,016	6.6	9
1953	Norm Nygaard	Jr.			126	889	7.1	12
1954	Norm Nygaard	Sr.			128	714	5.6	4
1955	Jim Pyles	So.			54	326	6.0	2
1956	Claude Lewis	Sr.			87	470	5.4	4
1957	Cecil McGehee	Jr.			75	218	2.9	1
1958	Bob Ball	So.			77	344	4.7	0
1959	Dick Morris	Jr.			68	313	4.6	1
1960	Dick Morris	Sr.			83	306	3.7	3
1961	Kern Carson	So.			87	560	6.0	5
1962	Kern Carson	Jr.		1	114	796	6.7	10
1963	Kern Carson	Sr.		3	115	555	4.8	11
1964	Jim Allison	Sr.		1	174	1,186	6.8	16
1965	Nate Johns	Jr.			115	921	8.0	9
1966	Ted Washington	So.		2	97	591	6.1	6
1967	Ted Washington	Jr.			147	608	3.8	7
1968	Lloyd Edwards	Sr.			178	809	4.5	7
1969	George Brown	Jr.		3	134	558	4.2	5
1970	Eddie Steward	Jr.		4	84	580	6.9	3
1971	Adam Victoria	Sr.		6	147	483	3.2	9
1972	Dennis Haughn	Jr.			90	301	3.3	2
1973	Frank Geary	Jr.		5	106	479	4.5	4
1974	Bill Kramer	Sr.		3	148	905	6.1	2
1975	Monty Reedy	Sr.		6	144	617	4.3	9
1976	David Turner	Jr.			193	982	5.1	7
1977	David Turner	Sr.			240	1,252	5.2	13
1978	Phil DuBois	Sr.			153	705	4.6	3
1979	Tony Allen	Sr.	19	1	226	1,094	4.8	10
1980	Derrick Harvey	Fr.			71	338	4.8	2
1981	Bull Williams	Sr.			65	256	3.9	2
1982	Derrick Harvey	So.			155	558	3.6	6
1983	Mike Waters	Jr.			132	562	4.3	0
1984	Mike Waters	Sr.			180	704	3.9	5
1985	Chris Hardy	Jr.			158	1,150	7.3	7
1986	Chris Hardy	Sr.		3	237	947	4.0	12
1987	Paul Hewitt	Jr.		4	233	1,001	4.3	18
1988	Paul Hewitt	Sr.	21	1	240	1,055	4.4	10
1989	Ron Slack	Sr.			220	914	4.2	13
1990	T.C. Wright	So.		2	116	730	6.3	6
1991	Marshall Faulk	Fr.	1	1	201	1,429	7.1	21
1992	Marshall Faulk	So.	1	1	265	1,630	6.2	15
1993	Marshall Faulk	Jr.	5	2	300	1,530	5.1	21
1994	Wayne Pittman	Sr.	27	3	274	1,136	4.1	12
1995	George Jones	Jr.	3	1	305	1,842	6.0	23
1996	George Jones	Sr.			181	968	5.3	11
1997	Jonas Lewis	So.		10	227	1,021	4.5	6
1998	Jonas Lewis	Jr.	30	6	181	897	5.0	7
1999	Larry Ned	Jr.	44	4	162	894	5.5	11
2000	Larry Ned	Sr.			139	357	2.6	6
2001	Larry Ned	*Sr.	4	2	311	1,549	5.0	15
2002	James Truvillion	Sr.		14	120	392	3.3	3
2003	Lynell Hamilton	Fr.	18	2	234	1,087	4.6	4
2004	Brandon Bomes	Fr.		9	133	578	4.3	6
2005	Lynell Hamilton	So.		7	190	819	4.3	9
2006	Atiyah Henderson	Fr.	74	5	174	764	4.4	1
2007	Kevin O'Connell	Sr.		14	135	408	3.0	11
2008	Atiyah Henderson	Jr.		12	120	490	4.1	4
2009	Brandon Sullivan	Jr.		8	154	562	3.7	4
2010	Ronnie Hillman	Fr.	10	1	262	1,532	5.8	17
2011	Ronnie Hillman	So.	4	1	311	1,711	5.5	19
2012	Adam Muema	So.	18	4	237	1,458	6.2	16
2013	Adam Muema	Jr.	33	5	256	1,244	4.9	15
2014	Donnel Pumphrey	So.	4	1	276	1,867	6.8	20
2015	Donnel Pumphrey	Jr.	14	3	309	1,653	5.3	17
2016	Donnel Pumphrey	Sr.	2	1	349	♦ 2,133	6.1	17
2017	Rashaad Penny	Sr.	1	1	289	♦ 2,248	7.8	23
2018	Juwan Washington	Jr.		199	999	5.0	10	
2019	Juwan Washington	Sr.		150	500	3.3	2	
2020	Greg Bell	Sr.	34	2	113	637	5.6	6

NR - national ranking in yards per game. CR - conference ranking in yards per game.  
\* - regained second senior year after fulfilling academic requirements. ♦ - indicates led nation in this category.



S.26	at Penn State	4	24	0
O.3	Fresno State*	27	151	0
O.10	at Hawaii*	16	60	0
O.17	at San José State*	10	47	1
O.23	Utah State*	21	97	1
O.31	at Colorado State*	12	50	1
N.14	Wyoming*	17	152	2
N.21	at UNLV*	10	54	0
N.28	Nevada*	19	112	1
D.5	Air Force (CC)	18	51	0
<b>TOTALS (13 games)</b>		<b>177</b>	<b>940</b>	<b>6</b>
<b>Hawaii Bowl (Honolulu, Hawaii)</b>				
D.24	vs. Cincinnati (1K)	13	68	0
<b>TOTALS (14 games)</b>		<b>190</b>	<b>1,008</b>	<b>6</b>

<b>Donnel Pumphrey, 2016</b>				
Date	Opponent	Att.	Yds.	Sr. TD
S.3	New Hampshire	21	98	1
S.10	California	29	281	3
S.17	at Northern Illinois	23	220	3
O.1	at South Alabama	25	151	1
O.8	UNLV*	31	141	1
O.14	at Fresno State* (1K)	38	220	2
O.21	San José State*	24	135	2
O.28	at Utah State*	32	223	0
N.5	Hawaii*	21	112	0
N.12	at Nevada*	26	198	1
N.19	at Wyoming*	17	76	0
N.26	Colorado State*	18	53	1
D.3	at Wyoming (CC)	25	110	1
<b>TOTALS (13 games)</b>		<b>330</b>	<b>2,018</b>	<b>16</b>
<b>Las Vegas Bowl (Las Vegas, Nev.)</b>				
D.24	vs. Houston	19	115	1
<b>TOTALS (14 games)</b>		<b>349</b>	<b>2,133</b>	<b>17</b>

<b>Rashaad Penny, 2016</b>				
Date	Opponent	Att.	Yds.	Jr. TD
S.3	New Hampshire	9	33	1
S.10	California	8	28	0
S.17	at Northern Illinois	14	65	0
O.1	at South Alabama	9	62	1
O.8	UNLV*	14	110	1
O.14	at Fresno State*	15	49	0
O.21	San José State*	9	105	3
O.28	at Utah State*	5	16	0
N.5	Hawaii*	8	108	1
N.12	at Nevada*	10	208	2
N.19	at Wyoming*	5	79	0
N.26	Colorado State*	4	15	0
D.3	at Wyoming (CC)	16	117	2
<b>TOTALS (13 games)</b>		<b>126</b>	<b>995</b>	<b>11</b>
<b>Las Vegas Bowl (Las Vegas, Nev.)</b>				
D.24	vs. Houston (1K)	10	23	0
<b>TOTALS (14 games)</b>		<b>136</b>	<b>1,018</b>	<b>11</b>

<b>Rashaad Penny, 2017</b>				
Date	Opponent	Att.	Yds.	Sr. TD
S.2	UC Davis	21	197	2
S.9	at Arizona State	18	216	1
S.16	(19) Stanford	32	175	1
S.23	at Air Force*	20	128	3
S.30	Northern Illinois	25	107	0
O.7	at UNLV*	27	170	2
O.14	Boise State*	21	53	1
O.21	Fresno State*	15	69	0
O.28	at Hawaii*	30	253	2
N.4	at San José State*	20	234	3
N.18	Nevada*	24	222	2
N.24	New Mexico*	22	203	2
<b>TOTALS (12 games)</b>		<b>275</b>	<b>2,027</b>	<b>19</b>
<b>Armed Forces Bowl (Fort Worth, Texas)</b>				
D.24	vs. Army	14	221	4
<b>TOTALS (13 games)</b>		<b>289</b>	<b>2,248</b>	<b>23</b>

## ■ Most Rushing Yards in Any Half (since 2012)

Pl.	Player (Class)	Date	Opponent (Half)	Carries	Yards	Rush TD
1.	Donnel Pumphrey (Sr.)	Sept. 10, 2016	California (2nd)	20	194	2
2.	Rashaad Penny (Sr.)	Sept. 9, 2017	at Arizona State (1st)	13	178	1
3.	Rashaad Penny (Sr.)	Oct. 28, 2017	at Hawaii** (2nd)	14	173	2
4.	Rashaad Penny (Sr.)	Nov. 4, 2017	at San José State* (1st)	19	170	2
5.	Adam Muema (So.)	Nov. 24, 2012	at Wyoming* (2nd)	13	168	2
6.	Adam Muema (Jr.)	Nov. 2, 2013	New Mexico* (2nd)	19	166	2
7.	Donnel Pumphrey (Sr.)	Sept. 17, 2016	at Northern Illinois (2nd)	12	156	2
8.	Donnel Pumphrey (So.)	Nov. 29, 2014	San José State* (1st)	11	154	2
9.	Rashaad Penny (Sr.)	Sept. 2, 2017	UC Davis (1st)	14	153	2
10.	Donnel Pumphrey (Fr.)	Sept. 28, 2013	at New Mexico State (2nd)	15	153	3

## ■ Most Rushing Yards in Any Quarter (since 2012)

Pl.	Player (Class)	Date	Opponent (Quarter)	Carries	Yards	Rush TD
1.	Donnel Pumphrey (So.)	Nov. 29, 2014	San José State* (1st)	9	150	1
2.	Rashaad Penny (Sr.)	Nov. 4, 2017	at San José State* (1st)	11	144	2
3.	Rashaad Penny (Sr.)	Oct. 28, 2017	at Hawaii** (4th)	6	141	1
4.	Donnel Pumphrey (So.)	Oct. 18, 2014	Hawaii** (4th)	12	118	0
5.	Donnel Pumphrey (Sr.)	Sept. 10, 2016	California (3rd)	9	114	1
6.	Adam Muema (Jr.)	Nov. 2, 2013	New Mexico* (2nd)	13	113	2
7.	Adam Muema (So.)	Sept. 22, 2012	San José State* (2nd)	6	113	1
8.	Donnel Pumphrey (Sr.)	Sept. 17, 2016	at Northern Illinois (4th)	2	112	2
9.	Chase Price (Sr.)	Oct. 3, 2015	Fresno State* (4th)	18	111	0
10.	Adam Muema (So.)	Nov. 24, 2012	at Wyoming* (4th)	8	110	1

## NCAA Annual Team Champions

1969	Total Offense	532.2 yards per game	1983	Punt Returns	17.0 yards per return
1969	Passing Offense	374.2 yards per game	1996	Net Punting	44.9 yards per punt
1969	Scoring Offense	46.4 points per game	2015	Turnover Margin	+1.57 turnovers per game
1971	Passing Offense	251.4 yards per game	2016	Passes Intercepted	26 interceptions
1973	Passing Offense	305.0 yards per game		Kickoff Returns	28.1 yards per return
1975	Passing Offense	291.3 yards per game			

## NCAA Individual Statistical Champions

### Total Offense

Year	Player	Cl.	Plays	Rush	Pass	Total	YPG
1969	Dennis Shaw	Sr.	388	12	3,185	3,197	319.7
1973	Jesse Freitas	Sr.	410	-92	2,993	2,901	263.7
1987	Todd Santos	Sr.	562	-244	3,932	3,688	307.3

### Rushing

Year	Player	Cl.	Gms.	Att.	Yards	YPG
1991	Marshall Faulk	Fr.	9	201	1,429	158.8
1992	Marshall Faulk	So.	10	265	1,630	163.0
2016	Donnel Pumphrey	Sr.	14	349	2,133	*152.4
2017	Rashaad Penny	Sr.	13	289	2,248	172.9

\* - Pumphrey was the NCAA leader in rushing yards, but was second in RYPG

### Passing

Year	Player	Cl.	G	Att.	Cmp.	Int.	Pct.	Yds.	TD
1971	Brian Sipe	Sr.	11	369	196	21	.531	2,532	17
1973	Jesse Freitas	Sr.	11	347	227	17	.654	2,993	21
1975	Craig Penrose	Sr.	11	349	198	24	.567	2,660	15

Between 1970 and 1978, the NCAA ranked passing leaders by completions per game.

### Receiving

Year	Player	Cl.	Gms.	Rec.	RPG	Yards	TDs
1971	Tom Reynolds	Jr.	10	67	6.7	1,070	7
1974	Dwight McDonald	Sr.	11	86	7.8	1,157	7

### Receiving Yards Per Game

Year	Player	Cl.	Gms.	Rec.	Yards	Avg.	TDs
1990	Patrick Rowe	Jr.	11	71	1,392	126.6	8
2002	J.R. Tolver	Sr.	13	128	1,785	137.3	13

### Scoring

Year	Player	Cl.	Gms	TDs	2XP	FG	Pts.	Avg.
1987	Paul Hewitt	Sr.	12	24	0	0	144	12.0
1991	Marshall Faulk	Fr.	9	23	2	0	140	15.6

### Punt Returns

Year	Player	Cl.	No.	Yards	TDs	Long	Avg.
1983	Jim Sandusky	Sr.	20	381	1	90	19.0

### Kickoff Returns

Year	Player	Cl.	No.	Yards	Avg.
1980	Mike Fox	Fr.	11	361	32.8

### All-Purpose

Year	Player	G	Ru.	Rec.	PR	KR	IR	Yds.	Avg.
2017	Rashaad Penny	13	2,248	135	70	521	0	2,974	228.8

### Career Rushing Yards

Player	Years	Gms	Att.	Yards	Avg.	TD	YPG
Donnel Pumphrey	2013-16	54	1,059	6,405	6.0	62	118.6

### Career Points Per Game

Player	Years	Gms	TDs	2XP	FG	Pts.	Avg.
Marshall Faulk	1991-93	31	62	4	0	376	12.1





**Bold** indicates set by a current Aztec  
 \* - Indicates conference game  
 ^ - Indicates Division I era record

## ■ Team Records

### Most Attempts

**Game:** 64, vs. Eastern Illinois, 8/31/13  
**Season:** 584, in 2002 (4-9)

### Fewest Attempts

**Game:** 7, vs. San José State\*, 10/20/18 and at San José State\*, 11/4/17  
**Season:** 117, in 1972 (10-1)

### Most Completions

**Game:** 40, vs. Stanford, 10/17/87  
**Season:** 352, in 2002 (4-9)

### Fewest Completions

**Game:** 3, at Pacific, 11/9/63  
**DI era:** 4 vs. Hawai'i, 11/14/20  
**Season:** 62, in 1961 (7-2-1)

### Most Interceptions

**Game:** 7, at Missouri, 9/8/79  
**Season:** 28, in 1969 (11-0)

### Fewest Interceptions

**Game:** 0, many times, most recent: vs. Colorado State, 12/5/20  
**Season:** 3, in 2015 (11-3) and 1961 (7-2-1)

### Most Yards

**Game:** 568, vs. Brigham Young\*, 11/16/91  
**Season:** 4,302, in 2002 (4-9)

### Fewest Yards

**Game:** 14, at Utah State\*, 10/28/16  
**Season:** 1,017, in 1962 (8-2)

### Most Touchdowns

**Game:** 10, vs. New Mexico State, 11/15/69  
**Season:** 43, in 1969 (11-0)

### Fewest Touchdowns

**Game:** 0, many times, most recent: at Hawai'i\*, 11/23/19  
**Season:** 5, in 2001 (3-8) and 1976 (10-1)

### Most Yards Per Completion

**Season:** 18.9, in 1963 (7-2)

### Most Yards Per Game

**Season:** 374.2, in 1969 (11-0)

### Fewest Yards Per Game

**Season:** 59.4, in 1960 (1-6-1)

### Highest Completion Percentage

**Game:** 84.0, (21-25), vs. Pacific\*, 11/11/72 (min. 25 att.)  
**Season:** 64.2, in 1973 (9-1-1)

### Highest Passing Efficiency Rating

**Game:** 291.82, vs. Navy, 9/5/97 (min. 25 att.)  
**Season:** 166.9, in 1996 (8-3)

## MOST YARDS/GAME

Rk.	Opponent, Date (Result)	Yards
1.	vs. Brigham Young*, 11/16/91 (T, 52-52)	568
2.	vs. New Mexico State, 11/15/69 (W, 70-21)	549
3.	vs. Stanford, 10/17/87 (L, 40-44)	536
4.	at New Mexico*, 11/17/90 (W, 40-34)	530
5.	vs. (25) Utah*, 11/20/10 (L, 34-38)	528
6.	vs. Southern Mississippi, 11/9/68 (W, 68-7)	524
7.	vs. Arizona State, 9/14/02 (L, 28-39)	516
8.	at Hawai'i*, 11/6/82 (W, 31-28)	513
9.	at Utah*, 9/30/89 (W, 38-27)	510
10.	at Hawai'i*, 12/7/02 (L, 40-41)	507
	vs. Pacific*, 11/8/69 (W, 58-32)	507
12.	at Idaho, 9/21/02 (L, 38-48)	506
13.	at Fresno State*, 11/17/73 (W, 41-6)	505
14.	New Mexico State, 10/18/75 (W, 48-3)	483

15. at California, 9/14/96 (L, 37-42) 477

## HIGHEST PASSING COMPLETION PERCENTAGE/DI ERA

Pl.	Opponent	Date	Pct.
1.	at San José State*	11/4/17	85.71
2.	vs. Pacific*	11/11/72	84.00
3.	vs. Utah*	9/12/87	83.33
4.	vs. Navy	9/3/94	81.25
5.	vs. UTEP	8/31/06	80.65
6.	at Colorado State*	10/5/19	80.00
	vs. Navy	9/5/97	80.00
	vs. Cal State Fullerton	10/23/76	80.00
9.	vs. Brigham Young	11/30/19	79.17
	at Wyoming*	11/24/12	79.17
<i>in a Mountain West game</i>			
	at San José State*	11/4/17	85.71
<i>against a nationally ranked opponent</i>			
	vs. (16) Wyoming	11/7/96	75.00

## HIGHEST PASSING EFFICIENCY RATING/DI ERA

Pl.	Opponent	Date	Rating
1.	vs. Navy	9/5/97	291.82
2.	vs. Stanford	10/5/85	247.42
3.	at San José State*	11/4/17	245.66
4.	at Kansas	9/25/99	230.85
5.	vs. Utah State	9/25/10	230.45
6.	vs. Portland State	9/22/07	230.34
7.	vs. North Dakota	9/15/12	228.58
8.	vs. New Mexico*	11/4/95	226.88
9.	vs. Brigham Young*	11/16/91	226.18
10.	vs. Cincinnati (HB)	12/24/15	220.30
<i>in a Mountain West game</i>			
	at San José State*	11/4/17	245.66
<i>against a nationally ranked opponent</i>			
	vs. (23) Hawai'i	11/14/92	180.26

## SINGLE-SEASON HIGHS

Attempts	Yards Per Game
1. 584, in 2002 (4-9)	1. 374.2, in 1969 (11-0)
2. 509, in 1987 (4-4)	2. 371.5, in 1990 (6-5)
3. 489, in 2008 (2-10)	3. 332.5, in 1987 (4-4)
4. 485, in 1990 (6-5)	4. 330.9, in 2002 (4-9)
5. 465, in 1993 (6-6)	5. 319.7, in 1993 (6-6)
6. 458, in 2007 (4-8)	6. 308.1, in 1989 (6-5-1)
7. 455, in 1982 (7-5)	7. 306.0, in 1981 (6-5)
8. 449, in 1989 (6-5-1)	8. 305.0, in 1973 (9-1-1)
9. 447, in 1981 (6-5)	9. 303.3, in 1996 (8-3)
10. 444, in 2004 (4-7)	10. 295.4, in 2010 (9-4)

Yards	Touchdowns
1. 4,302, in 2002 (6-9)	1. 43, in 1969 (11-0)
2. 4,086, in 1990 (6-5)	2. 29, in 1996 (8-3)
3. 3,990, in 1987 (4-4)	29, in 1990 (6-5)
4. 3,840, in 2010 (9-4)	4. 28, in 2010 (9-4)
5. 3,836, in 1993 (6-6)	28, in 1993 (6-6)
6. 3,742, in 1969 (11-0)	28, in 1970 (9-2)
7. 3,697, in 1989 (6-5-1)	7. 27, in 1994 (4-7)
8. 3,447, in 1985 (5-6-1)	27, in 1964 (8-2)
9. 3,366, in 1981 (6-5)	9. 26, in 1987 (5-7)
10. 3,355, in 1973 (9-1-1)	26, in 1977 (10-1)

## ■ Individual Records

### Most Yards

**Game:** 568, David Lowery vs. Brigham Young\*, 11/16/91  
**Season:** 3,932, Todd Santos, 1987  
**Career:** 12,690, Ryan Lindley, 2008-09-10-11

### Most Yards By Senior

**Game:** 536, Todd Santos vs. Stanford, 10/17/87

**Season:** 3,932, Todd Santos, 1987

### Most Yards By Junior

**Game:** 528, Ryan Lindley vs. (25) Utah\*, 11/20/10  
**Season:** 3,830, Ryan Lindley, 2010

### Most Yards By Sophomore

**Game:** 568, David Lowery vs. Brigham Young\*, 11/16/91  
**Season:** 3,054, Ryan Lindley, 2009

### Most Yards By Freshman

**Game:** 433, Ryan Lindley vs. Idaho, 9/27/08  
**Season:** 2,653, Ryan Lindley, 2008

### Most Attempts

**Game:** 63, Adam Dingwell vs. Eastern Illinois 8/31/13  
**Season:** 492, Todd Santos, 1987  
**Career:** 1,732, Ryan Lindley, 2008-09-10-11

### Most Completions

**Game:** 40, Todd Santos vs. Stanford, 10/17/87  
**Season:** 306, Todd Santos, 1987  
**Career:** 961, Ryan Lindley, 2008-09-10-11

### Highest Completion Percentage

**Game:** 84.0, Tim Gutierrez (21-25), vs. Navy, 9/3/94 (min. 25 atts.)  
**Season:** 66.0, Billy Blanton, 1996 (min. 250 atts.)  
**Career:** 63.9, Billy Blanton, 1993-94-95-96 (min. 400 atts.)

### Highest Pass Efficiency Rating

**Game:** 291.8, Kevin McKechnie vs. Navy, 9/5/97 (min. 25 atts.)  
**Season:** 169.6, Billy Blanton, 1996 (min. 250 atts.)  
**Career:** 157.1, Billy Blanton, 1993-94-95-96 (min. 400 atts.)

### Most Touchdown Passes

**Game:** 9, Dennis Shaw vs. New Mexico State, 11/15/69  
**Season:** 39, Dennis Shaw, 1969  
**Career:** 90, Ryan Lindley, 2008-09-10-11

### Most 300-Yard Games

**Season:** 8, Dan McGwire, 1990

## YARDS PASSING/CAREER

Pl.	Player	Seasons	Comp.	Att.	Int.	Yards	TD	Rating
1.	Ryan Lindley	2008-09-10-11	961	1,732	47	12,690	90	128.75
2.	Todd Santos	1984-85-86-87	910	1,484	57	11,425	70	133.87
3.	Billy Blanton	1993-94-95-96	588	920	25	8,165	67	157.06
4.	Kevin O'Connell	2004-05-06-07	664	1,151	34	7,889	46	121.08
5.	Dan McGwire	1989-90	528	889	26	7,484	43	140.22
6.	David Lowery	1989-91-92-93	426	800	28	5,998	44	127.38
7.	Brian Sipe	1969-70-71	436	788	43	5,707	44	123.68
8.	Dennis Shaw	1968-69	333	575	41	5,324	58	154.72
9.	Adam Hall	2001-02-03	423	752	21	5,173	24	118.98
10.	Quinn Kaehler	2013-14	401	696	21	5,164	28	127.18
11.	Christian Chapman	2015-16-17-18	379	632	12	5,085	39	144.12
12.	Mark Halda	1977-78-79-80	406	757	45	4,812	29	107.78
13.	Tim Gutierrez	1992-93-94	357	580	19	4,740	36	144.13
14.	Lon Sheriff	1999-00-01-02	356	675	25	4,533	16	109.57
15.	Matt Kofler	1980-81	361	615	24	4,476	24	124.91
16.	Mark McKay	1982-83	329	587	29	4,475	24	123.70
17.	Craig Penrose	1974-75	330	584	33	4,343	25	121.80
18.	Jesse Freitas	1972-73	324	518	31	4,193	28	136.41
19.	Ryan Agnew	2016-17-18-19	355	603	12	4,189	24	126.38
20.	Don Horn	1965-66	257	459	25	3,922	39	144.91
21.	Rod Dowhower	1963-64	159	313	15	2,864	33	152.87
22.	Matt Dlugolecki	2003-04	256	433	16	2,597	10	109.73
23.	Joe Davis	1976-77	190	326	15	2,541	25	139.86
24.	Jack Hawley	1999-00	184	352	12	2,280	16	114.86
25.	Joe Duke	1957-58-59	174	403	34	2,204	17	86.16
26.	Jesse Thompson	1949-50-51	133	263	17	2,022	19	126.06



## ■ Single-Game Passing Leaders

### PASSING YARDS

Pl.	Player	(Rk.) Opponent	Comp.	Att.	Int.	Yards	TD	Rating
1.	David Lowery	vs. Brigham Young*, Nov. 16, 1991	26	39	1	568	5	226.18
2.	Todd Santos	vs. Stanford, Oct. 17, 1987	40	60	1	536	5	165.87
3.	Dan McGwire	at New Mexico*, Nov. 17, 1990	33	49	2	530	2	163.51
4.	Ryan Lindley	vs. (25) Utah*, Nov. 20, 2010	36	54	3	528	4	162.13
5.	Dennis Shaw	vs. Southern Mississippi, Nov. 9, 1968	17	38	1	524	7	216.09
6.	Adam Hall	vs. Arizona State, Sept. 14, 2002	32	60	1	516	3	138.74
7.	Mark McKay	at Hawai'i*, Nov. 6, 1982	30	46	3	513	1	153.03
8.	Dan McGwire	at Utah*, Sept. 30, 1989	24	37	1	510	2	193.08
9.	Adam Hall	at Idaho*, Sept. 21, 2002	29	49	0	506	5	179.60
10.	Dennis Shaw	vs. Pacific*, Nov. 8, 1969	25	38	0	463	7	228.93

### PASSING ATTEMPTS

Pl.	Player	(Rk.) Opponent	Comp.	Att.	Int.	Yards	TD	Rating
1.	Adam Dingwell	vs. Eastern Illinois, Aug. 31, 2013	27	63	4	318	0	72.56
2.	Adam Hall	vs. Arizona State, Sept. 14, 2002	32	60	1	516	3	138.74
	Todd Santos	vs. Stanford, Oct. 17, 1987	40	60	1	536	5	165.87
4.	Ryan Lindley	at Notre Dame, Sept. 6, 2008	29	59	1	274	1	90.37
	Adam Hall	at (17) Colorado, Sept. 7, 2002	39	59	0	359	0	117.21
	Tim Gutierrez	vs. Air Force*, Oct. 1, 1994	35	59	5	421	3	119.09
	Dan McGwire	at (4) Brigham Young*, Sept. 22, 1990	32	59	0	362	3	122.56
8.	Jack Hawley	vs. Arizona State, Aug. 31, 2000	24	57	1	219	1	76.66
	Matt Kofler	vs. Air Force*, Nov. 29, 1981	33	57	1	386	2	122.85
10.	Kevin O'Connell	vs. (21) Brigham Young, Dec. 1, 2007	33	55	1	288	1	106.35

### PASSING COMPLETIONS

Pl.	Player	(Rk.) Opponent	Comp.	Att.	Int.	Yards	TD	Rating
1.	Todd Santos	vs. Stanford, Oct. 17, 1987	40	60	1	536	5	165.87
2.	Adam Hall	at (17) Colorado, Sept. 7, 2002	39	59	0	359	0	117.21
3.	Ryan Lindley	vs. (25) Utah*, Nov. 20, 2010	36	54	3	528	4	162.13
4.	Ryan Lindley	vs. UNLV*, Nov. 22, 2008	35	50	0	387	2	148.22
	Tim Gutierrez	vs. Air Force*, Oct. 1, 1994	35	59	5	421	3	119.09
	Todd Santos	vs. Utah*, Sept. 12, 1987	35	42	1	462	4	202.40
	Matt Kofler	at Colorado State*, Sept. 12, 1981	35	52	3	359	2	126.45
8.	Todd Santos	vs. New Mexico*, Nov. 23, 1985	34	44	1	423	3	175.98
9.	Kevin O'Connell	vs. (21) Brigham Young, Dec. 1, 2007	33	55	1	288	1	106.35
	Kevin O'Connell	at Hawai'i, Dec. 3, 2005	33	51	1	421	3	149.54
	Billy Blanton	vs. (16) Wyoming*, Nov. 7, 1996	33	44	2	366	2	150.78
	Dan McGwire	at New Mexico*, Nov. 17, 1990	33	49	2	530	2	163.51
	Matt Kofler	vs. Air Force*, Nov. 29, 1981	33	57	1	386	2	122.85
	Jesse Freitas	at Fresno State*, Nov. 17, 1973	33	42	0	450	4	200.00

### PASSING EFFICIENCY (MIN. 12 ATT.)

Pl.	Player	(Rk.) Opponent	Comp.	Att.	Int.	Yards	TD	Rating
1.	Kevin McKechnie	vs. Navy, Sept. 5, 1997	16	20	1	371	4	291.82
2.	Craig Penrose	vs. Cal State Fullerton*, Oct. 4, 1975	8	12	0	163	3	263.27
3.	Jack Hawley	at Kansas, Sept. 25, 1999	19	24	0	343	3	240.47
4.	Kevin O'Connell	vs. Portland State, Sept. 22, 2007	19	31	0	443	5	234.55
5.	Ryan Lindley	vs. Utah State, Sept. 25, 2010	17	24	1	362	3	230.45
6.	Joe Davis	vs. UTEP, Oct. 15, 1977	12	18	0	230	3	229.00
7.	Ryan Katz	vs. North Dakota, Sept. 15, 2012	11	18	0	241	3	228.58
8.	Billy Blanton	vs. New Mexico*, Nov. 4, 1995	17	24	0	328	3	226.88
9.	David Lowery	vs. Brigham Young*, Nov. 16, 1991	26	39	1	568	5	226.18
10.	Brian Sipe	vs. UC Santa Barbara*, Nov. 14, 1970	10	14	0	171	2	221.17

### PASSING TOUCHDOWNS

Pl.	Player	(Rk.) Opponent	Comp.	Att.	Int.	Yards	TD	Rating
1.	Dennis Shaw	vs. New Mexico State, Nov. 15, 1969	26	42	3	441	9	206.53
2.	Dennis Shaw	vs. Pacific, Nov. 8, 1969	25	38	0	463	7	228.93
	Dennis Shaw	vs. Southern Mississippi, Nov. 9, 1968	17	38	1	524	7	216.09
4.	Rod Dowhower	vs. Fresno State, Oct. 31, 1964	15	24	1	374	6	267.57
	Ryan Lindley	at Colorado State*, Oct. 24, 2009	29	43	0	459	6	203.15
6.	Kevin O'Connell	vs. Portland State, Sept. 22, 2007	19	31	0	443	5	234.55
	Adam Hall	at Idaho, Sept. 21, 2002	29	49	0	506	5	179.60
	David Lowery	vs. Brigham Young*, Nov. 16, 1991	26	39	1	568	5	226.18
	Dan McGwire	at Wyoming*, Oct. 6, 1990	27	42	0	415	5	186.57
	Todd Santos	vs. Stanford, Oct. 17, 1987	40	60	1	536	5	165.87
	Todd Santos	vs. Stanford, Oct. 5, 1985	34	44	1	423	5	190.98
	Matt Kofler	vs. UTEP*, Nov. 21, 1981	31	43	2	460	5	191.02
	Don Horn	at Weber State, Sept. 24, 1966	18	43	0	346	5	147.82

## YARDS PASSING/SEASON

Pl.	Name	Cl.	Season	Att. Comp.	Int.	Pct.	Yds.	TD	GP	3K	TGP	3K
1.	Todd Santos	Sr.	1987	492/306	15	62.2	3,932	26	10	10		10
2.	Dan McGwire	Sr.	1990	448/270	7	60.3	3,833	27	9	9		9
3.	Ryan Lindley	Jr.	+2010	421/243	14	57.7	3,830	28	11	11		11
4.	Dan McGwire	Jr.	1989	440/258	19	58.6	3,651	16	9	9		9
5.	Dennis Shaw	Sr.	+1969	363/214	29	59.0	3,394	40	10	10		10
6.	Matt Kofler	Sr.	1981	436/262	15	60.1	3,337	21	11	11		11
7.	Billy Blanton	Jr.	1995	389/243	14	62.5	3,300	23	12	12		12
8.	Adam Hall	Jr.	2002	452/272	9	60.2	3,253	17	10	10		10
9.	Billy Blanton	Sr.	1996	344/227	5	66.0	3,221	29	10	10		10
10.	Ryan Lindley	Sr.	+2011	447/237	8	53.0	3,153	23	13	13		13
11.	Kevin O'Connell	Sr.	2007	439/257	8	58.5	3,063	15	12	12		12
12.	Ryan Lindley	So.	2009	437/239	16	54.7	3,054	23	12	12		12
13.	Quinn Kaehler	Jr.	+2013	389/232	9	59.6	3,007	19	13	13		13

+ indicated team participated in bowl game. GP 3K - games played to date when reaching 3,000 yards; TGP 3K - team games to date when player reached 3,000 yards.

Multiple 3,000-Yard Seasons: Ryan Lindley (3), Billy Blanton (2), Dan McGwire (2)

Head Coaches for 3,000-Yard Seasons: Rocky Long (2), Al Luginbill (2), **Brady Hoke (2)**, Ted Tollner (2), Don Coryell (1), Tom Craft (1), Chuck Long (1), Doug Scovil (1), Denny Stolz (1)

## ■ Attempts

### SEASON

Pl.	Player, Season	Attempts
1.	Todd Santos, 1987	492
2.	Adam Hall, 2002	452
3.	Dan McGwire, 1990	449
4.	Ryan Lindley, 2011	447
5.	Dan McGwire, 1989	440
6.	Kevin O'Connell, 2007	439
7.	Ryan Lindley, 2009	437
8.	Matt Kofler, 1981	436
9.	Ryan Lindley, 2008	427
10.	Ryan Lindley, 2010	421
11.	Quinn Kaehler, 2013	389
	Billy Blanton, 1995	389
13.	Kevin O'Connell, 2005	375
14.	Ryan Agnew, 2019	371
15.	Brian Sipe, 1971	369

### CAREER

Pl.	Player, Seasons	Attempts
1.	Ryan Lindley, 2008-09-10-11	1,732
2.	Todd Santos, 1984-85-86-87	1,484
3.	Kevin O'Connell, 2004-05-06-07	1,151
4.	Billy Blanton, 1993-94-95-96	920
5.	Dan McGwire, 1989-90	889
6.	David Lowery, 1989-91-92-93	860
7.	Brian Sipe, 1969-70-71	788
8.	Mark Halda, 1977-78-79-80	757
9.	Adam Hall, 2001-02-03	752
10.	Quinn Kaehler, 2013-14	696
11.	Lon Sheriff, 1999-00-01-02	675
12.	Christian Chapman, 2015-16-17-18	632
13.	Matt Kofler, 1980-81	615
14.	Ryan Agnew, 2016-17-18-19	603
15.	Mark McKay, 1982-83	587

## ■ Completions

### SEASON

Pl.	Player, Season	Completions
1.	Todd Santos, 1987	306
2.	Adam Hall, 2002	272
3.	Dan McGwire, 1990	270
4.	Matt Kofler, 1981	262
5.	Dan McGwire, 1989	258
6.	Kevin O'Connell, 2007	257
7.	Ryan Lindley, 2010	243
	Billy Blanton, 1995	243
9.	Ryan Lindley, 2008	242
10.	Ryan Lindley, 2009	239
11.	Ryan Lindley, 2011	237
12.	Ryan Agnew, 2019	234
13.	Kevin O'Connell, 2005	233

14.	Quinn Kaehler, 2013	232
15.	Billy Blanton, 1996	227
	Jesse Freitas, 1973	227

### CAREER

Pl.	Player, Seasons	Completions
1.	Ryan Lindley, 2008-09-10-11	961
2.	Todd Santos, 1984-85-86-87	910
3.	Kevin O'Connell, 2004-05-06-07	664
4.	Billy Blanton, 1993-94-95-96	588
5.	Dan McGwire, 1989-90	528
6.	Brian Sipe, 1969-70-71	436
7.	David Lowery, 1989-91-92-93	426
8.	Adam Hall, 2001-02-03	423
9.	Mark Halda, 1977-78-79-80	406
10.	Quinn Kaehler, 2013-14	401
11.	Christian Chapman, 2015-16-17-18	379
12.	Matt Kofler, 1980-81	361
13.	Tim Gutierrez, 1992-93-94	357
14.	Lon Sheriff, 1999-00-01-02	356
15.	Ryan Agnew, 2016-17-18-19	355

## ■ Completion Pct.

### SEASON

(minimum 250 attempts)

Pl.	Player, Season	Pct.
1.	Billy Blanton, 1996 (227-344)	66.0
2.	Jesse Freitas, 1973 (227-347)	65.4
3.	Todd Santos, 1985 (226-357)	63.3
4.	Ryan Agnew, 2019 (234-371)	63.1
5.	Billy Blanton, 1995 (243-389)	62.5
6.	Todd Santos, 1986 (218-350)	62.3
7.	Todd Santos, 1987 (306-492)	62.2
8.	Kevin O'Connell, 2005 (233-375)	62.1
9.	Tim Gutierrez, 1993 (208-341)	60.997
10.	Christian Chapman, 2016 (153-251)	60.956
11.	Dan McGwire, 1990 (270-448)	60.3
12.	Adam Hall, 2002 (272-452)	60.2
13.	Matt Kofler, 1981 (262-436)	60.1
14.	Joe Davis, 1977 (174-290)	60.0
15.	Quinn Kaehler, 2013 (232-389)	59.6

### CAREER

(minimum 400 attempts)

Pl.	Player, Seasons	Pct.
1.	Billy Blanton, 1993-94-95-96	63.9
2.	Jesse Freitas, 1972-73	62.5
3.	Tim Gutierrez, 1992-93-94	61.6
4.	Todd Santos, 1984-85-86-87	61.3
5.	Christian Chapman, 2015-16-17-18	59.9
6.	Dan McGwire, 1989-90	59.4
7.	Matt Dlugolecki, 2003-04-05	59.1
8.	Ryan Agnew, 2016-17-18-19	58.9
9.	Matt Kofler, 1980-81	58.7





10. Dennis Shaw, 1968-69	57.9
11. Kevin O'Connell, 2004-05-06-07	57.7
12. Quinn Kaehler, 2013-14	57.6
13. Craig Penrose, 1974-75	56.5
14. Adam Hall, 2001-02-03	56.3
15. Mark McKay, 1982-83	56.0

# - Shaw's 1968 Division II season stats are included.

## ■ Rating

### SEASON

Pl. Player, Season	Rating
1. Billy Blanton, 1996	169.6
2. Dennis Shaw, 1969	162.2
3. Billy Blanton, 1994	158.8
4. Rod Dowhower, 1964	155.8
5. Tim Gutierrez, 1993	153.1
6. Ryan Katz, 2012	151.6
7. Don Horn, 1965	151.5
8. Ryan Lindley, 2010	149.4
9. Christian Chapman, 2016	149.2
10. Dan McGwire, 1990	148.6
11. Jesse Freitas, 1973	148.0
12. Joe Davis, 1977	147.4
Jesse Thompson, 1951	147.4
14. Billy Blanton, 1995	146.0
15. Christian Chapman, 2018	143.7

### CAREER

Pl. Player, Seasons	Rating
1. Billy Blanton, 1993-94-95-96	157.1
2. Dennis Shaw, 1968-69	154.7
3. Rod Dowhower, 1963-64	152.9
4. Don Horn, 1965-66	144.9
5. Tim Gutierrez, 1992-93-94	144.13
6. Christian Chapman, 2015-16-17-18	144.12
7. Dan McGwire, 1989-90	140.2
8. Joe Davis, 1976-77	139.9
9. Jesse Freitas, 1972-73	136.4
10. Todd Santos, 1984-85-86-87	133.9
11. Ryan Lindley, 2008-09-10-11	128.8
12. David Lowery, 1989-91-92-93	127.4
13. Quinn Kaehler, 2013-14	127.2
14. Ryan Agnew, 2016-17-18-19	126.4
15. Matt Kofler, 1980-81	124.9

# - Shaw's 1968 Division II season stats are included.

## ■ Touchdowns

### SEASON

Pl. Player, Season	TDs
1. Dennis Shaw, 1969	39
2. Billy Blanton, 1996	29
3. Ryan Lindley, 2010	28
4. Dan McGwire, 1990	27
5. Todd Santos, 1987	26
6. Tim Gutierrez, 1993	24
Joe Davis, 1977	24
8. Ryan Lindley, 2011	23
Ryan Lindley, 2009	23
Billy Blanton, 1995	23
Brian Sipe, 1970	23
12. Rod Dowhower, 1964	22
13. David Lowery, 1992	21
Todd Santos, 1985	21
Matt Kofler, 1981	21
Jesse Freitas, 1973	21
One other tied at	21

### CAREER

Pl. Player, Seasons	TDs
1. Ryan Lindley, 2008-09-10-11	90
2. Todd Santos, 1984-85-86-87	70
3. Billy Blanton, 1993-94-95-96	67
4. Dennis Shaw, 1968-69	58

5. Kevin O'Connell, 2004-05-06-07	46
6. David Lowery, 1991-92-93	44
Brian Sipe, 1969-70-71	44
8. Dan McGwire, 1989-90	43
9. Christian Chapman, 2015-16-17-18	39
Don Horn, 1965-66	39
11. Tim Gutierrez, 1992-93-94	36
12. Rod Dowhower, 1963-64	33
13. Mark Halda, 1977-78-79-80	29
14. Jesse Freitas, 1972-73	28
15. Joe Davis, 1976-77	25
Craig Penrose, 1974-75	25

## ■ QB Starts

### CAREER

Pl. Player, Season	Games Started
1. Ryan Lindley, 2008-09-10-11	49
2. Todd Santos, 1984-85-86-87	45
3. Christian Chapman, 2015-16-17-18	35
4. Kevin O'Connell, 2004-05-06	33
5. Billy Blanton, 1993-94-95-96	28
6. David Lowery, 1991-92-93	24
7. Dan McGwire, 1989-90	23
8. Quinn Kaehler, 2013-14	22
Brian Sipe, 1969-70-71	22
10. Lon Sheriff, 1999-00-01-02	21
Dennis Shaw, #1968-69	21

# - Shaw's 1968 Division II season stats are included

### CONSECUTIVE STARTS

Pl. Player, Dates	Games Started
1. Ryan Lindley, Oct. 18, 2008-Dec. 17, 2011	44
2. Christian Chapman, Dec. 5, 2015-Sept. 8, 2018	31
3. Billy Blanton, Oct. 15, 1994-Nov. 28, 1996	28
4. Dan McGwire, Sept. 2, 1989-Dec. 1, 1990	23
5. David Lowery, Oct. 5, 1991-Sept. 18, 1993	22
Brian Sipe, Sept. 12, 1970-Dec. 4, 1971	22
7. Dennis Shaw, Sept. 14, 1968-Nov. 29, 1969	20
8. Craig Penrose, Oct. 12, 1974-Nov. 22, 1975	19
9. Kevin O'Connell, Oct. 23, 2004-Aug. 31, 2006	17
Todd Santos, Oct. 18, 1985-Nov. 27, 1986	17
Mark Halda, Sept. 16, 1978-Oct. 20, 1979	17

### CAREER VICTORIES

Pl. Player, Dates	Wins
1. Christian Chapman, 2015-16-17-18	24
2. Ryan Lindley, 2008-09-10-11	23
3. Todd Santos, 1984-85-86-87	22
4. Dennis Shaw, #1968-69	20
5. Billy Blanton, 1993-94-95-96	18
6. Ryan Agnew, 2016-17-18-19	15
Brian Sipe, 1969-70-71	15
8. Quinn Kaehler, 2013-14	14
Craig Penrose, 1974-75	14
10. David Lowery, 1991-92-93	13
Joe Davis, 1976-77	13
12. Kevin O'Connell, 2004-05-06-07	12
Dan McGwire, 1989-90	12

# - Shaw's 1968 Division II season stats are included.

### CAREER WINNING PERCENTAGE

(minimum 15 career starts)

Pl. Player, Dates	W-L-T	Pct.
1. Dennis Shaw, #1968-69	20-0-1	.976
2. Ryan Agnew, 2016-17-18-19	15-4	.789
3. Craig Penrose, 1974-75	14-5-1	.725
4. Christian Chapman, 2015-16-17	24-11-0	.686
5. Brian Sipe, 1969-70-71	15-7-0	.682
6. Billy Blanton, 1993-94-95-96	18-10-0	.643
7. Quinn Kaehler, 2013-14	14-8-0	.636

# - Shaw's 1968 Division II season stats are included

## ■ Single-Game Passing Leaders (cont.)

### SINGLE GAME QB TOTAL TD LEADERS (PASS + RUSH)/SINCE 1996

Pl.	Player	(Rk.) Opponent	Pass Yds.	Rush Yds.	Pass TD	Rush TD	Total TD
1.	Ryan Lindley	at Colorado State*, Oct. 24, 2009	459	-9	6	0	6
2.	Ryan Katz	vs. Hawai'i*, Oct. 6, 2012	190	57	2	3	5
	Kevin O'Connell	vs. Portland State, Sept. 22, 2007	443	15	5	0	5
	Adam Hall	at Idaho, Sept. 21, 2002	506	-10	5	0	5
	Kevin McKenchie	vs. Navy, Sept. 5, 1997	371	0	4	1	5
	Billy Blanton	vs. Oklahoma, Sept. 21, 1996	258	8	5	0	5
7.	nine tied (last: Ryan Lindley vs. Cal Poly, Sept. 3, 2011)						4

### HIGHEST COMPLETION PERCENTAGE (MIN. 20 ATT.)/SINCE 1996

Pl.	Player	(Rk.) Opponent	Comp.	Att.	Int.	Yards	TD	Pct.
1.	Ryan Agnew	at Colorado State*, Oct. 5, 2019	16	20	0	147	3	80.00
	Kevin McKenchie	vs. Navy, Sept. 5, 1997	16	20	1	371	4	80.00
3.	Kevin O'Connell	vs. San José State, Sept. 24, 2005	23	29	0	271	4	79.31
4.	Carson Baker	vs. Brigham Young, Nov. 30, 2019	19	24	0	172	1	79.17
	Adam Dingwell	at Wyoming*, Nov. 24, 2012	19	24	1	164	2	79.17
	Jack Hawley	at Kansas, Sept. 25, 1999	19	24	0	343	3	79.17
7.	Ryan Lindley	vs. Navy (PB), Dec. 23, 2010	18	23	0	276	2	78.26
8.	Christian Chapman	vs. UC Davis, Sept. 2, 2017	16	21	1	220	2	76.19
	Quinn Kaehler	vs. New Mexico*, Nov. 2, 2013	16	21	0	201	2	76.19
	Billy Blanton	vs. Hawai'i*, Oct. 11, 1996	16	21	0	159	2	76.19

### PASSING YARDS PER COMPLETION (MIN. 20 ATT.)/SINCE 1996

Pl.	Player	(Rk.) Opponent	Comp.	Att.	Int.	Yards	TD	Yds/C
1.	Ryan Lindley	at (3) TCU, Nov. 13, 2010	11	26	2	262	2	23.82
2.	Ryan Agnew	vs. Air Force, Oct. 12, 2018	9	25	1	213	1	23.67
3.	Kevin O'Connell	vs. Portland State, Sept. 22, 2007	19	31	0	443	5	23.32
4.	Kevin McKenchie	vs. Navy, Sept. 5, 1997	16	20	1	371	4	23.19
5.	Ryan Lindley	at Wyoming*, Oct. 30, 2010	16	32	2	365	3	22.81
6.	Ryan Lindley	vs. Utah State, Sept. 25, 2010	17	24	1	362	3	21.29
7.	Christian Chapman	vs. Boise State*, Oct. 14, 2017	12	27	0	240	1	20.00
8.	Billy Blanton	at California, Sept. 14, 1996	22	40	1	438	4	19.91
9.	Adam Hall	vs. Brigham Young*, Oct. 4, 2003	18	34	1	352	3	19.56
10.	Lon Sheriff	vs. UNLV*, Nov. 25, 2000	17	32	1	328	1	19.29

## ■ Individual Passing Streaks Leaders

### MOST CONSECUTIVE PASS ATTEMPTS W/OUT INT. / SINCE 2012

Pl.	Player	Dates	Gms. Covered	Gms. w/Out INT.	Streak
1.	Christian Chapman	Sept. 2, 2017 - Oct. 28, 2017	9	7	167
2.	Maxwell Smith	Sept. 12, 2015 - Nov. 28, 2015	11	9	164
3.	Ryan Agnew	Sept. 21, 2019 - Oct. 26, 2019	5	3	124
4.	Ryan Agnew	Nov. 15, 2019 - Dec. 21, 2019	3	1	101
5.	Ryan Agnew	Oct. 12, 2018 - Nov. 10, 2018	5	3	95
6.	Quinn Kaehler	Nov. 9, 2013 - Nov. 23, 2013	3	1	93
7.	Ryan Katz	Sept. 1, 2012 - Sept. 29, 2012	4	2	88
8.	Christian Chapman	Sept. 12, 2015 - Sept. 10, 2016	10	8	87
9.	Christian Chapman	Sept. 17, 2016 - Oct. 21, 2016	5	3	80
10.	Quinn Kaehler	Sept. 28, 2013 - Oct. 10, 2013	3	1	77

### SAN DIEGO STATE ALL-TIME SCHOOL RECORD:

1. Dan McGwire	Sept. 15, 1990 - Oct. 13, 1990	5	3	178
----------------	--------------------------------	---	---	-----

### MOST CONSECUTIVE COMPLETIONS/SINCE 2012

Pl.	Player	Dates	Streak
1.	Quinn Kaehler	Aug. 30, 2014 - Sept. 6, 2014	11
2.	Ryan Agnew	Sept. 7, 2019 - Sept. 14, 2019	10
	Maxwell Smith	Oct. 10, 2015 - Oct. 17, 2015	10
4.	Carson Baker	Nov. 30, 2019 - Nov. 30, 2019	9
	Ryan Agnew	Nov. 15, 2019 - Nov. 23, 2019	9
	Ryan Agnew	Oct. 12, 2019 - Oct. 12, 2019	9
	Christian Chapman	Oct. 8, 2016 - Oct. 14, 2016	9
	Christian Chapman	Oct. 1, 2016 - Oct. 1, 2016	9
	Adam Dingwell	Nov. 24, 2012 - Nov. 24, 2012	9
10.	Ryan Agnew	Nov. 23, 2019 - Nov. 23, 2019	8
	Ryan Agnew	Sept. 7, 2020 - Sept. 7, 2020	8
	Maxwell Smith	Nov. 14, 2015 - Nov. 21, 2015	8



### 300-YARD PASSING GAMES AGAINST MOUNTAIN WEST OPPONENTS

Opponent	300-Yard Gms.	High	Last
Air Force	6	421, Tim Gutierrez, 10-1-94 (H)	326, Quinn Kaehler, 11-21-14 (H)
Boise State	1	350, Ryan Lindley, 11-9-11 (H)	350, Ryan Lindley, 11-9-11 (H)
Colorado State	8	418, Todd Santos, 10-20-84 (H)	393, Lon Sheriff, 10-28-00 (H)
Fresno State	9	450, Jesse Freitas, 11-17-73 (A)	323, Ryan Agnew, 11-15-19 (H)
Hawai'i	9	513, Mark McKay, 11-6-82 (A)	421, Kevin O'Connell, 12-3-05 (A)
Nevada	0		
New Mexico	7	530, Dan McGwire, 11-17-90 (A)	328, Billy Blanton, 11-4-95 (H)
San José State	3	427, Jesse Freitas, 11-3-73 (A)	343, Billy Blanton, 11-2-96 (A)
UNLV	7	395, Billy Blanton, 11-16-96 (A)	338, Ryan Lindley, 11-27-10 (H)
Utah State	2	439, Brian Sipe, 10-22-71 (H)	362, Ryan Lindley, 9-25-10 (H)
Wyoming	8	415, Dan McGwire, 10-6-90 (A)	365, Ryan Lindley, 10-30-10 (A)

### 300-YARD PASSING GAMES VS. 2018 NON-CONFERENCE OPPONENTS

Opponent	300-Yard Gms.	High	Last
Arizona	1	363, Brian Sipe, 11-20-71 (H)	363, Brian Sipe, 11-20-71 (H)
New Mexico State	3	441, Dennis Shaw, 11-15-69 (H)	319, Ryan Lindley, 9-11-10 (A)
Towson		first meeting	
Utah	6	528, Ryan Lindley, 11-20-10 (H)	528, Ryan Lindley, 11-20-10 (H)

## ■ Top Performances

### 300-YARD PASSING GMS/SEASON

Pl.	Player, Season	Games
1.	Dan McGwire, 1990	8
2.	Todd Santos, 1987	7
3.	Ryan Lindley, 2010	6
	Billy Blanton, 1996	6
5.	Adam Hall, 2002	5
	Billy Blanton, 1995	5
	Tim Gutierrez, 1993	5
	Dan McGwire, 1989	5
	Jesse Freitas, 1973	5
10.	Ryan Lindley, 2008	4
	Todd Santos, 1986	4
	Todd Santos, 1985	4
	Matt Kofler, 1981	4
	Brian Sipe, 1971	4
	Dennis Shaw, 1969	4

### 300-YARD PASSING GMS/CAREER

Pl.	Player, Seasons	Games
1.	Todd Santos, 1984-85-86-87	17
2.	Ryan Lindley, 2008-09-10-11	14
3.	Dan McGwire, 1989-90	13
4.	Billy Blanton, 1993-94-95-96	12
5.	Tim Gutierrez, 1992-93-94	7
	Brian Sipe, 1969-70-71	7
7.	Adam Hall, 2001-02-03	6
	David Lowery, 1989-91-92-93	6
9.	Jesse Freitas, 1972-73	5
	Matt Kofler, 1980-81	5
	Mark McKay, 1982-83	5
	Dennis Shaw, 1968-69	5
13.	Kevin O'Connell, 2004-05-06-07	4
	Lon Sheriff, 1999-00-01-02	4
15.	Quinn Kaehler, 2013-14	3

**500-Yard Performances By Player (9 Total; 7 Players)** - Adam Hall 2, Dan McGwire 2, Ryan Lindley 1, David Lowery 1, Mark McKay 1, Todd Santos 1, Dennis Shaw 1.

**400-Yard Performances By Player (34 Total; 14 Players)** - Dan McGwire 5, Todd Santos 5, Ryan Lindley 4, Tim Gutierrez 3, Dennis Shaw 3, Billy Blanton 2, Jesse Freitas 2, Adam Hall 2, Matt Kofler 2, Kevin O'Connell 2, David Lowery 1, Mark McKay 1, Lon Sheriff 1, Brian Sipe 1.

**Most 400-Yard Performances in a Season - 3** by Dan McGwire in 1990.

**300-Yard Performances By Player (125 Total; 25 Players)** - Todd Santos 17, Ryan Lindley 14, Dan McGwire 13, Billy Blanton 12, Tim Gutierrez 7, Brian Sipe 7, Adam Hall 6, David Lowery 6, Jesse Freitas 5, Matt Kofler 5, Mark McKay 5, Dennis Shaw 5, Kevin O'Connell 4, Lon Sheriff 4, Quinn Kaehler 3, Joe Davis 2, Don Horn 2, Ryan Agnew 1, Adam Dingwell 1, Rod Dowhower 1, Mark Halda 1, Jack Hawley 1, Rick Hansen 1, Kevin McKechnie 1, Craig Penrose 1.

### 300-YARD PASSING GAMES

Rk.	Player	Yards	Opponent	Date
1.	David Lowery	568	Brigham Young*	11-16-91
2.	Todd Santos	536	Stanford	10-17-87
3.	Dan McGwire	530	at New Mexico*	11-17-90
4.	Ryan Lindley	528	(25) Utah*	11-20-10
5.	Dennis Shaw	524	Southern Mississippi	11-9-68
6.	Adam Hall	516	Arizona State	9-14-02
7.	Mark McKay	513	at Hawai'i*	11-6-82
8.	Dan McGwire	510	at Utah*	9-30-89
9.	Adam Hall	506	at Idaho	9-21-02
10.	Dennis Shaw	463	Pacifica*	11-8-69
11.	Todd Santos	462	Utah*	9-12-87
12.	Matt Kofler	460	UTEP*	11-21-81
13.	Ryan Lindley	459	at Colorado State*	10-24-09
14.	Jesse Freitas	450	at Fresno State*	11-17-73
15.	Tim Gutierrez	449	at Fresno State*	11-20-93
16.	Billy Blanton	447	Fresno State*	11-26-94
17.	Matt Kofler	444	(12) Iowa State	10-10-81
18.	Kevin O'Connell	443	Portland State	9-22-07
19.	Dennis Shaw	441	New Mexico State	11-15-69
20.	Brian Sipe	439	Utah State	10-22-71
21.	Billy Blanton	438	at California	9-14-96
22.	Todd Santos	434	Long Beach State	10-24-87
23.	Ryan Lindley	433	Idaho	9-27-08
24.	Dan McGwire	429	Hawai'i*	11-10-90
25.	Jesse Freitas	427	at San José State*	11-3-73
26.	Dan McGwire	426	New Mexico*	11-4-89
27.	Todd Santos	423	New Mexico*	11-23-85
28.	Kevin O'Connell	421	at Hawai'i	12-3-05
	Tim Gutierrez	421	Air Force*	10-1-94
30.	Lon Sheriff	420	at Hawai'i	12-7-02
31.	Tim Gutierrez	419	at Utah*	10-30-93
32.	Todd Santos	418	Colorado State*	10-20-84
33.	Dan McGwire	415	at Wyoming*	10-6-90
34.	Ryan Lindley	413	vs. Louisiana	12-17-11
35.	Todd Santos	398	Oregon	10-26-85
36.	Billy Blanton	395	Fresno State*	11-23-96
	Billy Blanton	395	at UNLV*	11-16-96
38.	Lon Sheriff	393	(24) Colorado State*	10-28-00
39.	Todd Santos	391	Colorado State*	11-14-87
40.	Ryan Lindley	387	UNLV*	11-22-08
	David Lowery	387	Fresno State*	11-21-92

Dennis Shaw	387	North Texas	11-22-69
Don Horn	387	Cal State L.A.*	11-26-66
44. Matt Kofler	386	vs. Air Force*	11-29-81
45. Kevin O'Connell	384	at Air Force*	11-17-07
46. Rick Hansen	382	Oklahoma State	11-27-82
47. Billy Blanton	376	at Brigham Young*	9-16-95
48. Tim Gutierrez	375	Minnesota	9-25-93
49. Rod Dowhower	374	Fresno State	10-31-64
50. Todd Santos	373	New Mexico*	11-21-87
Todd Santos	373	at Hawai'i*	10-31-87
Craig Penrose	373	New Mexico State	10-18-75
53. David Lowery	372	UTEP*	10-17-92
54. Kevin McKechnie	371	Navy	9-5-97
55. Brian Sipe	370	Iowa State	11-28-70
56. Kevin O'Connell	366	vs. TCU*	11-24-07
Billy Blanton	366	(16) Wyoming*	11-7-96
58. Ryan Lindley	365	at Wyoming*	10-30-10
59. Brian Sipe	363	Arizona	11-20-71
60. Ryan Lindley	362	Utah State	9-25-10
Dan McGwire	362	at (4) Brigham Young*	9-22-90
62. Dan McGwire	361	at Air Force*	9-2-89
63. Adam Hall	359	at (17) Colorado	9-7-02
Matt Kofler	359	at Colorado State*	9-12-81
65. Todd Santos	358	at New Mexico*	9-27-86
66. Todd Santos	356	at Colorado State*	11-1-86
67. Billy Blanton	355	Fresno State*	10-14-95
68. Ryan Lindley	352	Cal Poly	8-30-08
Adam Hall	352	Brigham Young*	10-4-03
70. Todd Santos	351	at Wyoming*	11-9-85
71. Ryan Lindley	350	(10) Boise State*	11-19-11
Tim Gutierrez	350	(25) UCLA	9-30-93
Dennis Shaw	350	at West Texas State	10-11-69
74. Don Horn	346	at Weber State	9-24-66
75. David Lowery	345	(23) Hawai'i*	11-14-92
Matt Kofler	345	at UNLV	11-14-81
77. Dan McGwire	344	UTEP*	11-24-90
78. Jack Hawley	343	at Kansas	9-25-99
Billy Blanton	343	at San José State*	11-2-96
Dan McGwire	343	at UCLA	10-13-90
Dan McGwire	343	Air Force*	9-29-90
82. Quinn Kaehler	341	at (21) North Carolina	9-6-14
Ryan Lindley	341	at UNLV*	11-28-09
84. Ryan Lindley	338	UNLV*	11-27-10
85. Quinn Kaehler	337	(18) Fresno State*	10-26-13
Brian Sipe	337	North Texas	12-4-71
87. Adam Hall	335	at Wyoming*	10-19-02
88. Mark McKay	331	at UTEP*	9-24-83
89. Todd Santos	330	Long Beach State	9-6-86
90. Todd Santos	329	at Oregon	9-26-87
91. Lon Sheriff	328	UNLV*	11-25-00
Billy Blanton	328	New Mexico*	11-4-95
Mark Halda	328	at Long Beach State*	10-28-78
94. Quinn Kaehler	326	Air Force*	11-21-14
95. Joe Davis	325	at San José State	11-26-77
96. Ryan Agnew	323	Fresno State*	11-15-19
David Lowery	323	at (21) California	9-11-93
Dan McGwire	323	(2) Miami (Fla.)	12-1-90
99. Billy Blanton	321	at Hawai'i*	11-18-95
Jesse Freitas	321	North Texas	11-24-73
101. Todd Santos	320	Stanford	10-5-85
102. Ryan Lindley	319	at New Mexico State	9-11-10
103. Adam Hall	319	UNLV*	10-26-02
Dan McGwire	319	at (20) Hawai'i*	10-7-89
105. Adam Dingwell	318	Eastern Illinois	8-31-13
Brian Sipe	318	Southern Mississippi	10-10-70
107. Lon Sheriff	317	at Wyoming*	10-7-00
Mark McKay	317	at Colorado State*	10-15-83
109. Tim Gutierrez	314	California	9-10-94
Mark McKay	314	New Mexico*	10-16-82
Joe Davis	314	at Pacific	11-5-77
112. Mark McKay	312	Wyoming*	11-12-83
113. Ryan Lindley	311	at Wyoming*	11-1-08
Billy Blanton	311	Colorado State*	11-25-95
Todd Santos	311	at Hawai'i*	10-27-84
116. Brian Sipe	310	Brigham Young	10-3-70
117. David Lowery	308	at Utah*	10-21-91
Jesse Freitas	308	Florida State	10-27-73
119. Dan McGwire	307	Cal State Fullerton	9-23-89
120. Billy Blanton	306	Idaho	9-7-96
Todd Santos	306	at Utah*	9-13-86
122. Tim Gutierrez	304	Colorado State*	10-16-93
Brian Sipe	304	Iowa State	11-27-71
124. Ryan Lindley	303	Nicholls State	9-4-10
125. Jesse Freitas	303	Iowa State	12-1-73

### CONSECUTIVE 300-YARD PASSING GAMES

Date	Opponent	A-C-1	TDs	Yards		
<b>Billy Blanton - 4</b>						
11-2-96	at San José State*	32-22-0	4	343		
11-7-96	Wyoming*	44-33-2	2	366		
11-16-96	at UNLV*	32-21-0	3	395		
11-23-96	Fresno State*	34-25-1	2	395		
<b>Billy Blanton - 4</b>						
11-18-95	at Hawai'i*	26-16-0	2	321		
11-25-95	Colorado State*	48-33-2	1	311		
9-7-96	Idaho	30-19-0	2	306		
9-14-96	at California	40-22-1	4	438		
<b>Dan McGwire - 4</b>						
11-10-90	Hawai'i*	36-23-1	2	429		
11-17-90	at New Mexico*	49-33-2	2	530		
11-24-90	UTEP*	38-26-0	0	344		
12-1-90	(2) Miami	53-32-1	2	323		
<b>Dan McGwire - 4</b>						
9-22-90	at Brigham Young*	59-32-0	3	362		
9-29-90	Air Force*	29-19-0	3	343		
10-6-90	at Wyoming*	42-27-0	5	415		
10-13-90	at UCLA	46-23-1	3	343		
<b>Ryan Lindley - 3</b>						
11-28-09	at UNLV*	45-25-2	1	341		
9-4-10	Nicholls State	26-17-0	2	303		
9-11-10	at New Mexico State	42-20-0	1	319		
<b>Adam Hall - 3</b>						
9-7-02	at Colorado	59-39-0	0	359		
9-14-02	Arizona State	60-32-1	3	516		
9-21-02	at Idaho	49-29-0	5	506		
<b>Dan McGwire - 3</b>						
9-23-89	Cal State Fullerton	26-17-2	2	307		
9-30-89	at Utah*	37-24-1	2	510		
10-7-89	at (20) Hawai'i	41-23-1	1	319		
<b>Todd Santos - 3</b>						
10-17-87	Stanford	60-40-1	5	536		
10-24-87	Long Beach State	40-26-1	3	434		
10-31-87	at Hawai'i*	40-29-2	1	373		
<b>Matt Kofler - 3</b>						
11-14-81	at UNLV*	34-20-0	2	345		
11-21-81	at UTEP*	43-31-2	5	460		
11-29-81	vs. Air Force*	57-33-0	2	386		
<b>Jesse Freitas - 3</b>						
11-17-73	at Fresno State*	42-33-0	4	450		
11-24-73	North Texas	32-23-2	4	321		
12-1-73	Iowa State	28-19-1	3	303		
<b>Dennis Shaw - 3</b>						
11-8-69	Pacific*	38-25-0	7	463		
11-15-69	New Mexico State	42-26-3	9	441		
11-22-69	North Texas	46-28-5	3	387		
<b>3,000-YARD PASSING SEASONS</b>						
<b>Dennis Shaw, 1969</b>						
<b>Date</b>	<b>Opponent</b>	<b>A</b>	<b>C</b>	<b>I</b>	<b>Yds.</b>	<b>TD</b>
S.27	Cal State L.A.*	36	22	0	251	3
O.4	at San José State*	25	16	1	235	5
O.11	at West Texas State	37	19	4	350	2
O.18	at UT Arlington	28	14	5	262	1
O.25	UC Santa Barbara*	21	13	1	241	4
N.1	at Fresno State*	32	17	3	278	3
N.8	Pacific*	38	25	2	463	7
N.15	New Mexico State	42	26	3	441	9
N.22	North Texas	46	28	5	387	3
N.29	Long Beach State* (3K)	29	18	3	267	2
<b>TOTALS (10 games)</b>						<b>334-198-26</b>
						<b>3,175 39</b>
<b>Pasadena Bowl (Pasadena, Calif.)</b>						
D.6	vs. Boston University	29	16	3	219	1
<b>TOTALS (11 games)</b>						<b>363-214-29</b>
<b>Matt Kofler, 1981</b>						
<b>Date</b>	<b>Opponent</b>	<b>A</b>	<b>C</b>	<b>I</b>	<b>Yds.</b>	<b>TD</b>
S.12	at Colorado State*	52				





N.14	at UNLV	34	20	0	345	2
N.21	UTEP*	43	31	2	460	5
<b>Mirage Bowl (Japan, regular season game)</b>						
N.29	vs. Air Force* (3K)	57	33	0	386	2
<b>TOTALS (11 games)</b>		<b>436-263-15</b>				
		<b>3,337 21</b>				

<b>Todd Santos, 1987</b>						
		<b>Sr.</b>				
<b>Date</b>	<b>Opponent</b>	<b>A</b>	<b>C</b>	<b>I</b>	<b>Yds.</b>	<b>TD</b>
S.5	at UCLA	42	22	2	186	2
S.12	Utah*	42	35	1	462	4
S.19	at Air Force*	40	20	0	258	1
S.26	at Oregon	47	26	1	329	2
O.3	at Wyoming*	35	16	2	150	0
O.10	UTEP*	37	21	0	192	2
O.17	Stanford	60	40	1	536	5
O.24	Long Beach State	40	26	1	434	3
O.31	at Hawaii*	40	29	2	373	1
N.7	at Brigham Young* (3K)	38	19	3	248	1
N.14	Colorado State*	40	29	0	391	2
N.21	New Mexico*	31	23	2	373	3
<b>TOTALS (12 games)</b>		<b>492-306-15</b>				
		<b>3,932 26</b>				

<b>Dan McGwire, 1989</b>						
		<b>Jr.</b>				
<b>Date</b>	<b>Opponent</b>	<b>A</b>	<b>C</b>	<b>I</b>	<b>Yds.</b>	<b>TD</b>
S.2	at Air Force*	46	30	2	361	2
S.16	UCLA	48	27	1	286	0
S.23	Cal State Fullerton	26	17	2	307	2
S.30	at Utah*	37	24	1	510	2
O.7	at Hawaii*	41	23	1	319	1
O.14	Long Beach State	42	24	0	299	2
O.21	Pacific	28	18	2	227	2
O.28	at UTEP*	35	20	6	282	1
N.4	New Mexico* (3K)	39	25	1	426	2
N.11	Wyoming*	36	18	0	256	1
N.18	at Miami	41	18	3	163	0
N.25	Brigham Young*	21	14	1	215	1
<b>TOTALS (12 games)</b>		<b>440-258-19</b>				
		<b>3,651 16</b>				

<b>Dan McGwire, 1990</b>						
		<b>Sr.</b>				
<b>Date</b>	<b>Opponent</b>	<b>A</b>	<b>C</b>	<b>I</b>	<b>Yds.</b>	<b>TD</b>
S.8	at Oregon	40	20	0	223	2
S.15	Long Beach State	24	13	1	235	1
S.22	at Brigham Young*	59	32	0	362	3
S.29	Air Force*	29	19	0	343	3
O.6	at Wyoming*	42	27	0	415	5
O.13	at UCLA	46	23	1	343	3
N.3	Utah*	32	22	1	286	4
N.10	Hawaii*	36	23	1	429	2
N.17	at New Mexico* (3K)	49	33	2	530	2
N.24	UTEP*	38	26	0	344	0
D.1	Miami	53	32	1	323	2
<b>TOTALS (11 games)</b>		<b>448-270-7</b>				
		<b>3,833 27</b>				

<b>Tim Gutierrez, 1993</b>						
		<b>Jr.</b>				
<b>Date</b>	<b>Opponent</b>	<b>A</b>	<b>C</b>	<b>I</b>	<b>Yds.</b>	<b>TD</b>
S.4	CSUN	did not play				
S.11	at California	did not play				
S.18	at Air Force*	21	13	0	217	2
S.25	Minnesota	48	32	0	375	4
S.30	UCLA	47	30	2	350	1
O.9	at Hawaii*	27	12	0	259	1
O.16	Colorado State*	31	21	1	304	3
O.23	New Mexico*	34	23	1	251	1
O.30	at Utah*	49	32	2	419	4
N.11	Brigham Young*	29	15	1	265	4
N.20	at Fresno State*	36	20	3	449	4
N.27	Wyoming* (3K)	19	10	0	144	0
<b>TOTALS (10 games)</b>		<b>341-208-10</b>				
		<b>3,033 24</b>				

<b>Billy Blanton, 1995</b>						
		<b>Jr.</b>				
<b>Date</b>	<b>Opponent</b>	<b>A</b>	<b>C</b>	<b>I</b>	<b>Yds.</b>	<b>TD</b>
S.2	California	27	18	1	172	1
S.9	at Oklahoma	42	22	3	252	1
S.16	at Brigham Young*	45	30	3	376	3
S.28	Nevada	35	21	1	286	2
O.7	at Utah*	41	26	0	297	2
O.14	Fresno State*	31	21	1	355	1
O.21	San José State	22	11	1	254	4
O.28	at UTEP*	27	13	1	146	1
N.4	New Mexico*	24	17	0	328	3

N.11	Wyoming*	21	15	1	202	2
N.18	at Hawaii*	26	16	0	321	2
N.25	Colorado State* (3K)	48	33	2	311	1
<b>TOTALS (12 games)</b>		<b>389-243-14</b>				
		<b>3,300 23</b>				

<b>Billy Blanton, 1996</b>						
		<b>Sr.</b>				
<b>Date</b>	<b>Opponent</b>	<b>A</b>	<b>C</b>	<b>I</b>	<b>Yds.</b>	<b>TD</b>
S.7	Idaho	30	19	0	306	2
S.14	at California	40	22	1	438	4
S.21	Oklahoma	26	18	1	258	5
O.11	Hawaii*	21	16	0	159	2
O.19	at New Mexico*	25	15	0	260	2
O.26	at Colorado State*	32	18	0	138	1
N.2	at San José State*	32	22	0	307	4
N.7	Wyoming*	44	33	2	366	2
N.16	at UNLV*	32	21	0	395	3
N.23	Fresno State* (3K)	34	25	1	395	2
N.28	Air Force*	27	18	0	199	2
<b>TOTALS (11 games)</b>		<b>343-227-5</b>				
		<b>3,221 29</b>				

<b>Adam Hall, 2002</b>						
		<b>Jr.</b>				
<b>Date</b>	<b>Opponent</b>	<b>A</b>	<b>C</b>	<b>I</b>	<b>Yds.</b>	<b>TD</b>
A.29	at Fresno State	37	25	1	240	0
S.7	at (17) Colorado	59	39	0	359	0
S.14	Arizona State	60	32	1	516	3
S.21	at Idaho	49	29	0	506	5
S.28	UCLA	34	16	2	183	1
O.12	Utah*	39	26	1	294	2
O.19	at Wyoming*	33	22	1	335	1
O.26	UNLV*	45	28	1	319	2
N.2	at Brigham Young*	46	26	1	228	1
N.9	at New Mexico* (3K)	35	18	1	153	0
N.15	(17) Colorado State*	15	11	0	120	1
N.23	at Air Force*	injured				
D.7	at Hawaii	injured				
<b>TOTALS (11 games)</b>		<b>452-272-9</b>				
		<b>3,253 16</b>				

<b>Ryan Lindley, 2009</b>						
		<b>So.</b>				
<b>Date</b>	<b>Opponent</b>	<b>A</b>	<b>C</b>	<b>I</b>	<b>Yds.</b>	<b>TD</b>
S.5	at UCLA	45	18	3	238	2
S.12	Southern Utah	30	20	0	287	2
S.19	at Idaho	35	21	1	200	1
S.26	at Air Force*	41	25	4	284	2
O.3	New Mexico State	27	7	1	123	1
O.17	Brigham Young*	33	21	1	298	3
O.24	at Colorado State*	43	29	0	459	6
O.31	New Mexico*	38	22	0	253	3
N.7	TCU*	34	16	2	164	1
N.14	Wyoming*	29	18	0	200	0
N.21	at Utah*	37	17	2	207	1
N.28	at UNLV* (3K)	45	25	2	341	1
<b>TOTALS (12 games)</b>		<b>437-239-16</b>				
		<b>3,054 23</b>				

<b>Ryan Lindley, 2010</b>						
		<b>Jr.</b>				
<b>Date</b>	<b>Opponent</b>	<b>A</b>	<b>C</b>	<b>I</b>	<b>Yds.</b>	<b>TD</b>
S.4	Nicholls State	26	17	0	303	2
S.11	at New Mexico State	42	20	0	319	1
S.18	at Missouri	44	20	1	190	0
S.25	Utah State	24	17	1	362	3
O.9	at Brigham Young*	34	20	1	220	3
O.16	(23) Air Force*	26	14	1	247	1
O.23	at New Mexico*	37	18	1	249	2
O.30	at Wyoming*	32	16	2	365	3
N.6	Colorado State*	23	14	2	171	1
N.13	at (3) TCU*	26	11	2	262	2
N.20	(25) Utah (3K)	54	36	3	528	4
N.27	UNLV	30	22	0	338	4
<b>TOTALS (12 games)</b>		<b>398-225-14</b>				
		<b>3,554 26</b>				

<b>Poinsettia Bowl (San Diego, Calif.)</b>						
D.23	Navy	23	18	0	276	2
<b>TOTALS (13 games)</b>		<b>421-243-14</b>				
		<b>3,830 28</b>				

<b>Ryan Lindley, 2011</b>						
		<b>Sr.</b>				
<b>Date</b>	<b>Opponent</b>	<b>A</b>	<b>C</b>	<b>I</b>	<b>Yds.</b>	<b>TD</b>
S.3	Cal Poly	27	15	0	203	4
S.10	at Army	18	8	0	146	1
S.17	Washington State	37	21	1	273	2
S.24	at (22) Michigan	48	23	0	253	1
O.8	TCU*	41	15	3	201	2

## ■ Annual Passing Leaders

Year	Player	Cl.	NR	CR	A	C	I	Yds.	TDs	Pct.	Eff.
1947	Art Filson	So.			49	19	0	363	1	38.8	107.7
1948	John Simcox	Sr.			103	49	7	665	9	47.6	117.1
1949	Leon Parma	Jr.			87	40	11	603	9	46.0	113.1
1950	Leon Parma	Sr.			103	49	11	732	7	47.6	108.3
1951	Jesse Thompson	Sr.			155	86	5	1,304	13	55.5	147.4
1952	Paul Held	Jr.			194	82	14	1,062	12	42.3	94.2
1953	Paul Held	Sr.			98	39	11	603	4	39.8	82.5
1954	Bill Richardson	So.			60	27	4	251	3	45.0	83.3
1955	Don Magee	So.			123	66	12	792	4	53.7	99.0
1956	Robert Moneymaker	Jr.			65	25	6	433	3	38.5	91.2
1957	Joe Duke	So.			121	49	8	719	4	40.5	88.1
1958	Joe Duke	Jr.			150	62	12	787	7	41.3	84.8
1959	Joe Duke	Sr.			132	63	14	698	6	47.7	85.9
1960	Russ Boehmke	So.			74	37	8	293	2	50.0	70.6
1961	Harry Korsmeier	Jr.			72	35	3	547	4	48.6	122.4
1962	Wayne Sevier	Sr.			62	40	4	578	5	66.7	156.5
1963	Rod Dowhower	Jr.			120	58	6	1,136	11	48.3	148.1
1964	Rod Dowhower	Sr.			193	101	9	1,728	22	52.3	155.8
1965	Don Horn	Jr.			206	123	11	1,688	21	59.7	151.5
1966	Don Horn	Sr.			253	134	14	2,234	18	53.0	139.6
1967	Thom Williams	Jr.			103	59	3	945	7	57.3	151.0
1968	Dennis Shaw	Jr.			240	134	15	2,139	19	55.8	144.3
1969	Dennis Shaw	Sr.	1	1	335	199	26	3,185	39	59.4	162.2
1970	Brian Sipe	Jr.			337	195	20	2,618	23	57.9	133.8
1971	Brian Sipe*	Sr.			369	196	21	2,532	17	53.1	114.6
1972	Jesse Freitas	Jr.			171	97	14	1,200	7	56.6	12.8
1973	Jesse Freitas*	Sr.	1	1	347	227	17	2,993	21	65.4	148.0
1974	Craig Penrose	Jr.			235	132	9	1,683	10	56.3	122.7
1975	Craig Penrose*	Sr.			349	198	24	2,660	15	56.7	121.2
1976	Tom Craft	Jr.			109	75	1	809	2	68.8	135.4
1977	Joe Davis	Sr.			290	174	12	2,360	24	60.0	147.4
1978	Mark Halda	So.			358	205	14	2,262	14	57.3	115.4
1979	Mark Halda	Jr.			234						



O.13	at Air Force*	21	15	0	209	2
O.29	Wyoming*	27	13	1	247	2
N.5	New Mexico*	24	16	0	271	0
N.12	at Colorado State*	35	19	1	154	1
N.19	(10) Boise State*	51	30	1	350	3
N.26	at UNLV*	29	13	1	152	2
D.3	Fresno State	40	21	0	281	0
<b>TOTALS (12 games)</b>		<b>398</b>	<b>209-8</b>			
			<b>2,740</b>	<b>20</b>		
<b>R+L Carriers NO Bowl (New Orleans, La.)</b>						
D.17	vs. Louisiana	49	28	0	413	3
<b>TOTALS (13 games)</b>		<b>447</b>	<b>237-8</b>			
			<b>3,153</b>	<b>23</b>		
<b>Quinn Kaehler, 2013 Jr.</b>						
<b>Date</b>	<b>Opponent</b>	<b>A</b>	<b>C</b>	<b>I</b>	<b>Yds.</b>	<b>TD</b>
A.31	Northern Arizona				Did Not Play	
S.7	at (3) Ohio State	36	22	1	216	1

S.21	Oregon State	25	16	2	251	2
S.26	at New Mexico State	34	22	0	229	0
O.4	Nevada*	32	23	0	286	3
O.10	at Air Force*	21	15	1	249	3
O.26	Fresno State*	26	15	1	337	0
N.2	New Mexico*	21	16	0	207	2
N.9	at San José State*	31	18	1	235	2
N.16	at Hawai'i*	34	17	0	265	1
N.23	Boise State*	37	23	1	288	2
N.30	at UNLV*	46	24	2	239	1
<b>TOTALS (12 games)</b>		<b>361</b>	<b>217-9</b>			
			<b>2,796</b>	<b>17</b>		
<b>Famous Idaho Potato Bowl (Boise, Idaho)</b>						
D.21	vs. Buffalo (3K)	28	15	0	211	2
<b>TOTALS (13 games)</b>		<b>389</b>	<b>232-9</b>			
			<b>3,007</b>	<b>19</b>		

## ■ Most 4th Quarter GW Drives / QB (since 1982)

Pl.	Player	GW Drives
1.	Quinn Kaehler	6
	Todd Santos	6
3.	Ryan Agnew	5
4.	Christian Chapman	4
	Ryan Lindley	4
6.	Billy Blanton	3
	Tim Gutierrez	3
	Mark McKay	3
	Kevin O'Connell	3
	Lon Sheriff	3

## ■ Most 4th Quarter & Less Than Two Mins. Remaining Comebacks / QB (since 1982)

Pl.	Player	GW Drives
1.	Quinn Kaehler	4
2.	Tim Gutierrez	2
	Mark McKay	2
	Kevin O'Connell	2
	Brian Russell	2
	Lon Sheriff	2

## ■ Game-Winning Drives (since 1982)

Below is a list of all San Diego State game-winning drives (defined as giving San Diego State a lead it never relinquished in the fourth quarter. Game winning drives designated with a \* occurred in the final two minutes or in overtime. + - did not start game.

Date	Opponent	Quarterback	Score at Start	Final Score	Time at Start of Drive	TOL	Used TO	Time when Scored	Scoring Play	Scoring Pl	Yds	Drive Time
Oct. 9, 1982	at Wyoming*	* Mark McKay	21-21	24-21	4th/4:11	3	0	0:05	Morales 19-yd FG	7	46	4:06
Oct. 30, 1982	Utah*	* Mark McKay	14-17	21-17	4th/1:28	0	0	0:52	McKay 47-yd pass to Sampson	4	80	0:36
Nov. 6, 1982	at Hawai'i	Mark McKay	24-28	31-28	4th/3:53	3	0	2:03	Harvey 2-yd. run	7	99	1:50
Sept. 8, 1986	Long Beach State	Todd Santos	20-24	27-20	4th/12:32	2	0	10:08	Santos 38-yd. pass to Jackson	6	63	2:24
Sept. 13, 1986	at Utah*	* Todd Santos	29-30	37-30	4th/2:14	1	0	0:52	Hardy 2-yd. run	5	71	1:22
Sept. 27, 1986	at New Mexico*	Todd Santos	24-28	38-34	4th/9:28	2	0	7:42	Santos 28-yd. to Conyers	4	44	1:46
Nov. 14, 1987	Colorado State*	Todd Santos	10-12	26-12	4th/12:11	3	0	7:33	Santos 13-yd. to Reed-Martin	13	72	4:38
Oct. 31, 1987	at Hawai'i*	Todd Santos	14-21	29-21	4th/4:33	3	0	3:08	Santos 4-yd. to Hewitt	6	41	1:25
Oct. 24, 1987	Long Beach State	Todd Santos	38-42	52-42	4th/14:00	3	0	12:00	Santos 29-yd. to Jackson	6	51	2:00
Sept. 11, 1988	Air Force*	* Brad Platt	32-36	39-36	4th/3:02	2	2	0:34	Hewitt 1-yd. run	8	61	2:38
Nov. 11, 1989	Wyoming*	Dan McGwire	17-17	27-17	4th/10:38	3	1	7:57	Slack 49-yd. run	6	71	2:41
Oct. 28, 1989	at UTEP*	Dan McGwire	27-31	34-31	4th/14:43	3	0	8:17	McGwire 1-yd. run	14	80	6:26
Oct. 26, 1991	at Utah*	David Lowery	16-21	24-21	4th/9:41	3	1	5:28	Lowery 3-yd. to Wright	12	88	4:13
Oct. 23, 1993	New Mexico*	Tim Gutierrez	17-17	20-17	4th/11:29	1	0	6:54	Holt 31-yd. FG	12	74	4:35
Sept. 18, 1993	at Air Force*	* Tim Gutierrez+	31-31	38-31	4th/1:51	1	0	0:34	Gutierrez 36-yd. to Scott	6	63	1:17
Sept. 10, 1994	California	* Tim Gutierrez	19-20	22-20	4th/3:22	0	1	0:00	Holt 32-yd. FG	9	65	3:22
Oct. 7, 1995	at Utah*	Billy Blanton	17-21	24-21	4th/9:43	3	0	9:27	Blanton 48-yd. to Hakim	2	48	0:16
Oct. 19, 1996	at New Mexico*	Billy Blanton	42-42	48-42	4th/6:26	3	0	5:33	Jones 2-yd. run	4	15	0:53
Nov. 7, 1996	Wyoming	* Billy Blanton	21-24	28-24	4th/1:39	3	1	0:38	Blanton 11-yd. run	7	72	1:01
Sept. 5, 1997	Navy	Kevin McKechnie	31-31	45-31	4th/14:16	3	0	12:17	McKechnie 47-yd. to Hakim	3	78	1:59
Oct. 18, 1997	UNLV*	* Spencer Brinton+	17-17	20-17	overtime	0	0	0:00	Tandberg 24-yd. FG	6	18	----
Nov. 15, 1997	at Fresno State*	Spencer Brinton	13-19	20-19	3rd/2:15	3	0	12:16	Lewis 1-yd. run	11	49	4:59
Oct. 17, 1998	at New Mexico*	* Brian Russell	30-33	36-33	overtime	0	0	0:00	Russell 25-yd. to Gourdine	2	25	----
Oct. 24, 1998	Utah*	* Brian Russell	14-20	21-20	overtime	1	0	0:00	Russell 6-yd. to Gourdine	6	25	----
Oct. 16, 1999	at Colorado State*	Jack Hawley	10-10	17-10	4th/14:09	3	0	11:05	Hawley 40-yd. to Gourdine	7	83	3:04
Oct. 21, 2000	at Brigham Young*	* Lon Sheriff	13-15	16-15	4th/0:46	2	1	0:01	Tandberg 36-yd. FG	6	62	0:45
Nov. 4, 2000	at New Mexico*	Lon Sheriff	13-16	17-16	4th/10:59	2	0	5:27	Tandberg 18-yd. FG	12	64	5:32
Nov. 23, 2002	at Air Force*	* Lon Sheriff	31-34	38-34	4th/3:07	3	1	0:58	Truvillion 1-yd. run	8	58	2:09
Nov. 19, 2005	Wyoming*	Kevin O'Connell	17-21	34-21	4th/8:10	2	0	6:24	O'Connell 18-yd. to Ortiz	5	76	1:46
Oct. 21, 2006	Air Force*	* Kevin Craft	10-12	19-12	4th/6:01	1	1	0:02	Palmer 30-yd. FG	12	58	3:06
Oct. 6, 2007	at Colorado State*	* Kevin O'Connell	17-20	24-20	4th/2:23	2	0	0:43	O'Connell 1-yd. run	7	80	1:40
Nov. 3, 2007	Wyoming*	* Kevin O'Connell	20-24	27-24	4th/3:46	1	0	1:06	O'Connell 27-yd. to Brown	6	38	2:40
Oct. 31, 2009	New Mexico*	Ryan Lindley	16-20	23-20	4th/12:13	3	0	7:54	Lindley 4-yd. to Sampson	10	75	4:19
Sept. 10, 2011	at Army	Ryan Lindley	20-20	23-20	4th/12:37	3	0	9:29	Perez 42-yd. FG	8	55	3:14
Nov. 12, 2011	at Colorado State*	Ryan Lindley	15-15	18-15	4th/9:41	3	1	5:49	Perez 37-yd FG	8	43	3:52
Dec. 3, 2011	Fresno State	* Ryan Lindley	28-28	35-28	4th/2:13	3	0	1:09	Hillman 2-yd. run	9	66	1:04
Oct. 20, 2012	at Nevada*	Adam Dingwell+	28-31	31-31	4th/0:50	0	0	0:00	Marden 35-yd. FG	7	25	0:50
		* Adam Dingwell+	31-38	39-38	overtime	1	0	0:00	Dingwell 21-yd. to Escobar	2	25	0:00
						1	1		Dingwell to Roberts (2pt. PAT)			
Sept. 28, 2013	at New Mexico State	Quinn Kaehler	11-16	26-16	3rd/3:32			14:55	Pumphrey 2-yd run	8	60	3:37
Oct. 4, 2013	Nevada*	* Quinn Kaehler	44-44	51-44	overtime	1	0	0:00	Kaehler 13-yd. to Judge	5	25	0:00
Oct. 10, 2013	at Air Force*	* Quinn Kaehler	19-20	27-20	4th/7:06	3	1	1:39	Kaehler 3-yd. to Vizzi	13	77	5:27
Nov. 9, 2013	at San José State*	Quinn Kaehler	27-30	34-30	4th/9:51	3	0	3:32	Muema 12-yd. run	6	38	2:28
Nov. 16, 2013	at Hawai'i	* Quinn Kaehler	21-21	28-21	overtime	0	0	0:00	Muema 2-yd. run	3	25	0:00
Nov. 23, 2013	Boise State	* Quinn Kaehler	28-31	34-31	overtime	0	0	0:00	Kaehler 10-yd. to Lockett	5	25	0:00
Dec. 5, 2015	Air Force (CC)	Christian Chapman	24-24	27-24	4th/8:08	3	0	5:10	Hageman 46-yd. FG	6	46	2:58
Sept. 16, 2017	(19/19) Stanford	* Christian Chapman	13-17	20-17	4th/6:15	2	1	0:54	Chapman 8-yd. to Wells	11	75	5:21
Sept. 23, 2017	at Air Force*	Christian Chapman	21-24	28-24	4th/6:16	3	3	5:39	Penny 53-yd. run	2	75	0:37
Sept. 8, 2018	Sacramento State	Ryan Agnew+	13-14	28-14	4th/9:18	3	1	4:05	Washington 4-yd. run	13	82	5:13
Sept. 22, 2018	Eastern Michigan	* Ryan Agnew	20-20	23-20	overtime	0	0	0:00	Baron 38-yd. FG	4	4	0:00
Oct. 12, 2018	Air Force*	Ryan Agnew	14-17	21-17	4th/9:18	3	0	6:10	Agnew 29-yd. to Houston	8	94	3:08
Oct. 20, 2018	San José State*	Ryan Agnew	13-13	16-13	4th/7:15	3	1	4:36	Baron 51-yd. FG	4	1	2:39
Nov. 3, 2018	at New Mexico*	Christian Chapman+	21-23	31-23	4th/5:32	3	0	2:56	Baron 32-yd. FG	5	26	2:36
Oct. 12, 2019	Wyoming*	Ryan Agnew	19-22	26-22	4th/6:43	2	0	2:09	Agnew 12-yd to Bellinger	9	76	4:34



# Receiving



10 BOWL GAME APPEARANCES SINCE 2010 ► 21 CONFERENCE CHAMPIONSHIPS

**Bold indicates set by a current Aztec**  
\* - Indicates conference game

## Individual Records

### Most Receptions

**Game:** 18, J.R. Tolver at Hawai'i, 12/7/02  
**Season:** 128, J.R. Tolver, 2002  
**Career:** 262, J.R. Tolver, 1999-00-01-02

### Most Receptions By Senior

**Game:** 18, J.R. Tolver at Hawai'i, 12/7/02  
**Season:** 128, J.R. Tolver, 2002

### Most Receptions By Junior

**Game:** 16, Tim Delaney vs. New Mexico State, 11/15/69  
**Season:** 85, Tim Delaney, 1969

### Most Receptions By Sophomore

**Game:** 15, Will Blackwell at Brigham Young\*, 9/16/95  
**Season:** 86, Will Blackwell, 1995

### Most Receptions By Freshman

**Game:** 10, Will Blackwell vs. Fresno State\*, 11/26/94  
**Season:** 51, Will Blackwell, 1994

### Most Receptions Per Game

**Season:** 9.8, J.R. Tolver, 2002  
**Career:** 6.4, Will Blackwell, 1994-95-96 (min. 15 gms.)

### Most Yards

**Game:** 363, Tom Nettles vs. Southern Mississippi, 11/9/68  
**Season:** 1,785, J.R. Tolver, 2002  
**Career:** 3,572, J.R. Tolver, 1999-00-01-02

### Most Yards By Senior

**Game:** 363, Tom Nettles vs. Southern Mississippi, 11/9/68  
**Season:** 1,785, J.R. Tolver, 2002

### Most Yards By Junior

**Game:** 289, Gary Garrison vs. Fresno State\*, 10/31/64  
**Season:** 1,392, Patrick Rowe, 1990

### Most Yards By Sophomore

**Game:** 274, Darnay Scott vs. UTEP\*, 10/17/92  
**Season:** 1,207, Will Blackwell, 1995

### Most Yards By Freshman

**Game:** 243, Darnay Scott vs. Brigham Young\*, 11/16/91  
**Season:** 727, Darnay Scott, 1991

### Most Yards Per Reception

**Game:** 37.3 (6), Brett Swain vs. Portland State, 9/22/07 (min. 5 rec.)  
**Season:** 25.2 (31), Derrick Lewis, 2000 (min. 30 rec.)  
**Career:** 20.6 (105), Vince Warren, 1981-82-83-84-85 (min. 50 rec.)

### Most Yards Per Game

**Season:** 137.3, J.R. Tolver, 2002  
**Career:** 93.4, Will Blackwell, 1994-95-96 (min. 15 gms.)

### Most Touchdowns

**Game:** 6, Tim Delaney vs. New Mexico State, 11/15/69  
**Season:** 18, Tom Reynolds, 1969

**Career:** 26, Gary Garrison, 1964-65

### Most 100-Yard Games

**Season:** 9, Patrick Rowe, 1990  
**Career:** 17, Vincent Brown, 2007-08-09-10 and J.R. Tolver, 1999-00-01-02

### Most Consecutive 100-Yard Games

**Season:** 9, Patrick Rowe, 9/22/90-12/1/90  
**Career:** 9, Patrick Rowe, 9/22/90-12/1/90

## Receptions

### SEASON

Pl.	Player, Season	Rec.
1.	J.R. Tolver, 2002	128
2.	Kassim Osgood, 2002	108
3.	Jeff Webb, 2005	92
4.	Will Blackwell, 1995	86
	Dwight McDonald, 1974	86
6.	Tim Delaney, 1969	85
7.	Webster Slaughter, 1985	82
8.	Craig Scoggins, 1966	81
9.	Monty Gilbreath, 1989	80
10.	Gary Garrison, 1964	78
11.	Darnay Scott, 1993	75
12.	Jeff Webb, 2004	71
	Patrick Rowe, 1990	71
14.	Vincent Brown, 2010	69
	Jim Sandusky, 1983	69

### SENIOR SEASON

Pl.	Player, Season	Rec.
1.	J.R. Tolver, 2002	128
2.	Kassim Osgood, 2002	108
3.	Jeff Webb, 2005	92
4.	Dwight McDonald, 1974	86
5.	Webster Slaughter, 1985	82

### JUNIOR SEASON

Pl.	Player, Season	Rec.
1.	Tim Delaney, 1969	85
2.	Gary Garrison, 1964	78
3.	Darnay Scott, 1993	75
4.	Jeff Webb, 2004	71
	Patrick Rowe, 1990	71

### SOPHOMORE SEASON

Pl.	Player, Season	Rec.
1.	Will Blackwell, 1995	86
2.	Darnay Scott, 1992	68
3.	Vincent Brown, 2008	64
4.	J.R. Tolver, 2000	62
5.	<b>Kobe Smith, 2019</b>	<b>58</b>
	Colin Lockett, 2011	58

### FRESHMAN SEASON

Pl.	Player, Season	Rec.
1.	Will Blackwell, 1995	51
2.	<b>Jesse Matthews, 2019</b>	<b>48</b>
3.	Darnay Scott, 1991	35
4.	Vincent Brown, 2007	31
5.	Gavin Escobar, 2010	29

### SEASON/TIGHT END

Pl.	Player, Season	Rec.
1.	Tim Delaney, 1970	62
2.	Gavin Escobar, 2011	51
3.	Kerry Reed-Martin, 1987	49
4.	Robert Awalt, 1986	45

### SEASON/RUNNING BACK

Pl.	Player, Season	Rec.
1.	Don Roberts, 1982	53
2.	Corey Gilmore, 1986	48
3.	Marshall Faulk, 1993	47



J.R. TOLVER

### RECEPTIONS/CAREER

Pl.	Player	Seasons	Rec.	Yards	Avg.	TD	Long
1.	J.R. Tolver	1999-00-01-02	262	3,572	13.6	18	71
2.	Jeff Webb	2001-03-04-05	234	2,890	12.4	20	70
3.	Vincent Brown	2007-08-09-10	209	3,110	14.9	23	90
4.	Will Blackwell	1994-95-96	197	2,896	14.7	25	80
5.	Monty Gilbreath	1986-87-88-89	187	2,241	12.0	8	74
6.	Tim Delaney	1968-69-70	180	2,535	14.1	22	48
7.	Darnay Scott	1991-92-93	178	3,139	17.6	25	82
8.	Patrick Rowe	1987-88-90-91	155	2,678	17.3	13	68
9.	Gary Garrison	1964-65	148	2,188	14.8	26	65
10.	Az Hakim	1994-95-96-97	147	2,622	17.8	21	67
11.	DeMarco Sampson	2005-08-09-10	146	2,242	15.4	18	71
12.	Robert Ortiz	2002-03-04-05	137	1,620	11.8	13	61
13.	Brett Swain	2004-05-06-07	133	1,893	14.2	8	80
14.	Colin Lockett	2010-11-12-13	130	1,999	15.4	16	80
15.	Craig Scoggins	1965-66	129	1,809	14.0	16	84
16.	Darius Durham	1979-80-81-82	127	1,988	15.7	11	55
17.	Gavin Escobar	2010-11-12	122	1,646	13.5	17	55
18.	Webster Slaughter	1984-85	122	1,647	13.5	13	51
19.	Tom Reynolds	1969-70-71	117	1,955	16.7	25	68
20.	Damon Gourdine	1997-98-99	114	1,370	12.0	12	65
21.	Ezell Ruffin	2012-13-14	111	1,877	16.9	5	75
	Jimmy Raye	1988-89-90	111	1,518	13.7	10	71
	Haven Moses	1966-67	111	2,103	18.9	15	60
24.	Kassim Osgood	2002	108	1,552	14.4	8	87
25.	Vince Warren	1981-82-83-84-85	105	2,164	20.6	14	84
26.	DeAndre Maxwell	1992-93-94-95	104	1,513	14.5	13	56
27.	Chaz Schilens	2005-06-07	103	1,603	15.6	7	97
28.	Dennis Arey	1988-89-90	101	1,714	17.0	12	71
29.	Donnel Pumphrey	2013-14-15-16	100	1,041	10.4	5	40
---							
	<b>Kobe Smith</b>	<b>2018-19-20</b>	<b>80</b>	<b>926</b>	<b>11.6</b>	<b>6</b>	<b>42</b>
	<b>Jesse Matthews</b>	<b>2019-20</b>	<b>72</b>	<b>959</b>	<b>13.3</b>	<b>3</b>	<b>74</b>

# Receiving



10 BOWL GAME APPEARANCES SINCE 2010 ► 21 CONFERENCE CHAMPIONSHIPS

## YARDS RECEIVING/SEASON

Pl.	Name	Cl.	Season	No.	Yds.	TD	Avg.	YPG	GP	1K	TGP	1K
1.	J.R. Tolver	Sr.	2002	128	1,785	13	13.95	137.31	7	7		
2.	Kassim Osgood	Sr.	2002	108	1,552	8	14.37	119.38	9	9		
3.	Patrick Rowe	Jr.	1990	71	1,392	8	19.61	126.55	9	9		
4.	Vincent Brown	Sr.	+2010	69	1,352	10	19.59	104.00	11	11		
5.	Craig Scoggins	Sr.	+1966	85	1,301	8	15.31	118.27	10	10		
6.	Tim Delaney	Jr.	+1969	89	1,300	14	14.61	118.18	9	9		
7.	Gary Garrison	Jr.	1964	78	1,272	15	16.31	127.20	8	8		
8.	Darnay Scott	Jr.	1993	75	1,262	10	16.83	114.73	8	8		
9.	Tom Nettles	Sr.	1968	62	1,227	14	19.79	122.70	8	8		
10.	DeMarco Sampson	Sr.	+2010	67	1,220	8	18.21	93.85	11	11		
11.	Will Blackwell	So.	1995	86	1,207	8	14.03	109.73	10	11		
12.	Haven Moses	Jr.	+1966	62	1,206	10	19.45	109.64	10	10		
13.	Jim Sandusky	Sr.	1983	69	1,171	6	16.97	97.58	10	10		
14.	Dwight McDonald	Sr.	1974	86	1,157	7	13.45	105.18	10	10		
15.	Darnay Scott	So.	1992	68	1,150	9	16.91	104.55	10	10		
16.	Ezell Ruffin	Jr.	+2013	68	1,136	3	16.71	87.38	11	11		
17.	Dennis Arey	Sr.	1990	68	1,118	10	16.44	101.64	10	10		
18.	Jeff Webb	Sr.	2005	92	1,109	10	12.05	92.42	12	12		
19.	Webster Slaughter	Sr.	1985	82	1,071	10	13.06	89.25	11	11		
20.	Tom Reynolds	Sr.	1971	67	1,070	7	15.97	107.00	10	11		
21.	Az Hakim	So.	1995	57	1,022	8	17.93	85.17	12	12		
22.	Will Blackwell	Jr.	1996	60	1,000	11	16.67	111.11	9	11		

+ - indicated team participated in bowl game. GP 1K - games played to date when reaching 1,000 yards. TGP 1K - team games to date when player reached 1,000 yards.

Multiple 1,000-Yard Seasons: Will Blackwell (2), Darnay Scott (2)

Head Coaches for 1,000-Yard Seasons: Don Coryell (6), Al Luginbill (4), Tom Craft (3), Ted Tollner (3), Brady Hoke (2), Doug Scovil (2), Claude Gilbert (1), Rocky Long (1)

## YARDS RECEIVING/CAREER

Pl.	Player	Seasons	Rec.	Yards	Avg.	TD	Long
1.	J.R. Tolver	1999-00-01-02	262	3,572	13.6	18	71
2.	Darnay Scott	1991-92-93	178	3,139	17.6	25	82
3.	Vincent Brown	2007-08-09-10	209	3,110	14.9	23	90
4.	Will Blackwell	1994-95-96	197	2,896	14.7	25	80
5.	Jeff Webb	2001-03-04-05	234	2,890	12.4	20	70
6.	Patrick Rowe	1987-88-90-91	155	2,678	17.3	13	68
7.	Az Hakim	1994-95-96-97	147	2,622	17.8	21	67
8.	Tim Delaney	1968-69-70	180	2,535	14.1	22	48
9.	DeMarco Sampson	2005-08-09-10	146	2,242	15.4	18	71
10.	Monty Gilbreath	1986-87-88-89	187	2,241	12.0	8	74
11.	Gary Garrison	1964-65	148	2,188	14.8	26	65
12.	Vince Warren	1981-82-83-84-85	105	2,164	20.6	14	84
13.	Haven Moses	1966-67	111	2,103	18.9	15	60
---							
	Jesse Matthews	2019-20	72	959	13.3	3	74
	Kobe Smith	2018-19-20	80	926	11.6	6	42

## Receiving Yards

### SENIOR SEASON

Pl.	Player, Season	Yards
1.	J.R. Tolver, 2002	1,785
2.	Kassim Osgood, 2002	1,552
3.	Vincent Brown, 2010	1,352
4.	Tom Nettles, 1968	1,227
5.	DeMarco Sampson, 2010	1,220

### JUNIOR SEASON

Pl.	Player, Season	Yards
1.	Patrick Rowe, 1990	1,392
2.	Gary Garrison, 1964	1,272
3.	Darnay Scott, 1993	1,262
4.	Tim Delaney, 1969	1,259
5.	Ezell Ruffin, 2013	1,136

### SOPHOMORE SEASON

Pl.	Player, Season	Yards
1.	Will Blackwell, 1995	1,207
2.	Darnay Scott, 1992	1,150
3.	Az Hakim, 1995	1,022
4.	Colin Lockett, 2011	970
5.	J.R. Tolver, 2000	808

### FRESHMAN SEASON

Pl.	Player, Season	Yards
1.	Darnay Scott, 1991	727
2.	Will Blackwell, 1994	689
3.	Jesse Matthews, 2019	633
4.	Az Hakim, 1994	370
5.	Gavin Escobar, 2010	323

### SEASON/TIGHT END

Pl.	Player, Season	Yards
1.	Tim Delaney, 1970	794
2.	Gavin Escobar, 2011	780
3.	Kerry Reed-Martin, 1987	719
4.	Gavin Escobar, 2012	543
5.	Robert Awalt, 1986	541

### SEASON/RUNNING BACK

Pl.	Player, Season	Yards
1.	Marshall Faulk, 1993	644
2.	David Turner, 1977	417
3.	Donnel Pumpfrey, 2015	416
4.	Brandon Sullivan, 2010	383
5.	Don Roberts, 1982	380

## Single-Game Receiving Leaders

### RECEPTIONS

Pl.	Player	Opponent, Date	Rec.	Yards	Avg.	TD
1.	J.R. Tolver	at Hawai'i, Dec. 7, 2002	18	283	15.7	2
2.	Curtis Shearer	vs. Air Force*, Oct. 1, 1994	17	195	11.5	2
	Don Roberts	at California, Sept. 18, 1982	17	150	8.8	0
	Tom Reynolds	vs. Utah State, Oct. 22, 1971	17	290	17.1	1
5.	J.R. Tolver	vs. Utah*, Oct. 12, 2002	16	185	11.6	1
	Tim Delaney	vs. New Mexico State, Nov. 22, 1969	16	275	17.2	6
7.	DeMarco Sampson	at Colorado State*, Oct. 24, 2009	15	257	17.1	3
	Will Blackwell	at Brigham Young*, Sept. 16, 1995	15	197	13.1	2
	Webster Slaughter	vs. Oregon, Oct. 26, 1985	15	168	11.2	2
	Craig Scoggins	vs. Cal State L.A.*, Nov. 26, 1966	15	239	15.9	2

### RECEIVING YARDS

Pl.	Player	Opponent, Date	Rec.	Yards	Avg.	TD
1.	Tom Nettles	vs. Southern Mississippi, Nov. 9, 1968	11	362	32.9	4
2.	J.R. Tolver	vs. Arizona State, Sept. 14, 2002	12	296	24.7	1
3.	Tom Reynolds	vs. Utah State, Oct. 22, 1971	17	290	17.1	1
4.	Gary Garrison	vs. Fresno State*, Oct. 31, 1964	11	289	26.3	4
5.	J.R. Tolver	at Hawai'i, Dec. 7, 2002	18	283	15.7	2
6.	Will Blackwell	at California, Sept. 14, 1996	11	280	25.5	4
7.	Tim Delaney	vs. New Mexico State, Nov. 15, 1969	16	275	17.2	6
8.	Darnay Scott	vs. UTEP*, Oct. 17, 1992	12	274	22.8	3
9.	DeMarco Sampson	at Colorado State*, Oct. 24, 2009	15	257	17.1	3
10.	Jeff Webb	vs. Brigham Young*, Oct. 4, 2003	10	253	25.3	3

### RECEIVING TOUCHDOWNS

Pl.	Player	Opponent, Date	Rec.	Yards	Avg.	TD
1.	Tim Delaney	vs. New Mexico State, Nov. 15, 1969	16	275	17.2	6
2.	Will Blackwell	at California, Sept. 14, 1996	11	280	25.5	4
	Tom Nettles	vs. Southern Mississippi, Nov. 9, 1968	11	362	32.9	4
	Gary Garrison	vs. Fresno State*, Oct. 31, 1964	11	289	26.3	4
5.	Vincent Brown	vs. (25) Utah*, Nov. 20, 2010	8	184	23.0	3
	DeMarco Sampson	at Colorado State*, Oct. 24, 2009	15	257	17.1	3
	Vincent Brown	vs. Idaho, Sept. 27, 2008	8	183	22.9	3
	Brett Swain	vs. Portland State, Sept. 22, 2007	6	224	37.3	3
	Jeff Webb	vs. Brigham Young*, Oct. 4, 2003	10	253	25.3	3
	J.R. Tolver	at Idaho, Sept. 21, 2002	14	184	13.1	3
	Az Hakim	vs. Oklahoma, Sept. 21, 1996	6	120	20.0	3
	Darnay Scott	vs. UTEP*, Oct. 17, 1992	12	274	22.8	3
	13 other occasions with					
						3

### LONGEST RECEPTION/PASS

Pl.	Quarterback	Receiver	Opponent	Yards
1.	Kevin O'Connell	Chaz Schilens	vs. TCU, Nov. 24, 2007 (L, 33-45)	97
2.	Brian Sipe	Robert West	at Fresno State*, Oct. 30, 1971 (L, 10-17)	92
3.	Ryan Lindley	Vincent Brown	vs. (25) Utah*, Nov. 20, 2010 (L, 34-38)	90
4.	Christian Chapman	Fred Trevillion	vs. Boise State*, Oct. 14, 2017 (L, 14-31)	89
5.	J.R. Tolver	Kassim Osgood	at Hawai'i, Dec. 7, 2002 (L, 40-41)	87
	Jack Hawley	Derrick Lewis	at UNLV*, Nov. 20, 1999 (W, 37-7)	87
	Tim Gutierrez	Marshall Faulk	at Fresno State*, Nov. 20, 1993 (L, 37-63)	87
8.	Christian Chapman	Mikah Holder	vs. New Hampshire, Sept. 3, 2016 (W, 31-0)	86
	Dennis Shaw	Tom Nettles	vs. Southern Mississippi, Nov. 9, 1968 (W, 68-7)	86
10.	Billy Blanton	Nate Jacquet	at UNLV*, Nov. 16, 1996 (L, 42-44)	85
	Doug Matheson	Dan Laskowski	vs. Weber State, Sept. 23, 1967 (W, 58-12)	85
12.	Todd Santos	Vince Warren	vs. Colorado State*, Oct. 20, 1984 (W, 41-24)	84
13.	Mark Halda	Bobby Taylor	vs. Miami, Oct. 13, 1979 (W, 31-20)	83
	Mark Halda	Steve Stapler	vs. Wisconsin, Sept. 29, 1979 (W, 24-17)	83
	Jeff Atteberry	Mike Reed	vs. UC Santa Barbara*, Nov. 14, 1970 (W, 65-7)	83
16.	Ryan Lindley	Vincent Brown	vs. Utah State, Sept. 25, 2010 (W, 41-7)	82
	David Lowery	Darnay Scott	at California, Sept. 11, 1993 (W, 22-20)	82
	Don Horn	Craig Scoggins	vs. Cal State L.A.*, Nov. 26, 1966 (W, 39-12)	82

## Yards Per Catch

### SEASON

(minimum 30 catches)

Pl. Player, Season (Rec.-Yards) YPC

1.	Derrick Lewis, 2000 (31-782)	25.23
2.	Steve Stapler, 1979 (37-794)	21.46

3.	Clinton Sampson, 1982 (32-665)	20.78
4.	Darnay Scott, 1991 (35-727)	20.77
5.	Vince Warren, 1985 (38-788)	20.74
6.	Tom Nettles, 1968 (62-1,227)	19.79
7.	Patrick Rowe, 1990 (71-1,392)	19.61
8.	Vincent Brown, 2010 (69-1,352)	19.59
9.	Chaz Schilens, 2007 (35-679)	19.40
10.	Keith Denson, 1973 (48-922)	19.21
11.	Isaac Curtis, 1972 (44-832)	18.91





## ■ Annual Receiving Leaders/Yards

Year	Player	Cl.	NR	CR	No.	Yds.	Avg.	TDs
1947	Jack Kaiser	So.			12	216	18.0	5
1948	Leo Heaton	Jr.			17	229	13.5	1
1949	Bud Milke	Jr.			16	192	12.0	1
1950	Bud Milke	Sr.			25	315	12.6	3
1951	Chet Nicholson	Sr.			30	510	17.0	6
1952	Don Jurk	Sr.			21	383	18.2	6
1953	Bob Lyon	Sr.			19	312	16.4	0
1954	Claude Lewis	So.			11	120	10.9	3
1955	Braxton Pinkins	So.			13	214	16.5	2
1956	Braxton Pinkins	Jr.			14	294	21.0	3
1957	Braxton Pinkins	Sr.			15	288	19.2	1
1958	Bob Ball	So.			20	264	13.2	3
1959	Dick Morris	Jr.			28	283	10.1	3
1960	Dick Morris	Sr.			13	118	9.1	2
1961	Neal Petties	So.			19	428	22.5	4
1962	Neal Petties	Jr.			22	384	17.5	4
1963	Neal Petties	Sr.		7	22	465	21.1	5
1964	Gary Garrison	Jr.		1	78	1,272	16.3	15
1965	Gary Garrison	Sr.			70	916	13.1	11
1966	Craig Scoggins	Sr.		1	81	1,212	15.0	8
1967	Haven Moses	Sr.			54	958	17.7	7
1968	Tom Nettles	Sr.			62	1,227	19.8	14
1969	Tim Delaney	Jr.	3	1	85	1,259	14.8	14
1970	Tim Delaney	Sr.		1	62	794	12.8	6
1971	Tom Reynolds	Sr.		1	67	1,070	16.0	7
1972	Isaac Curtis	Sr.		3	44	832	18.9	7
1973	Darold Nogle	Sr.		1	59	945	16.0	6
1974	Dwight McDonald	Sr.	1	1	86	1,157	13.5	7
1975	Duke Ferguson	Sr.	6	1	57	886	15.5	4
1976	Ronnie Smith	Jr.			27	416	15.4	3
1977	Dennis Pearson	Sr.			49	864	17.6	5
1978	Don Warren	Sr.			39	483	12.4	4
1979	Steve Stapler	Sr.			37	794	21.5	5
1980	Bobby Taylor	Sr.			40	656	16.4	4
1981	Darius Durham	Jr.	3	1	65	988	15.2	7
1982	Don Roberts	Sr.			53	380	7.2	0
1983	Jim Sandusky	Sr.	12	1	69	1,171	17.0	6
1984	Webster Slaughter	Jr.			40	576	14.4	3
1985	Webster Slaughter	Sr.	4	1	82	1,071	13.1	10
1986	Corey Gilmore	Sr.		5	48	325	6.8	1
1987	Kerry Reed-Martin	Jr.			49	719	14.7	4
1988	Monty Gilbreath	Jr.		2	60	799	13.3	2
1989	Monty Gilbreath	Sr.		2	80	903	11.3	4
1990	Patrick Rowe	Jr.		3	71	1,392	19.6	8
1991	Patrick Rowe	Sr.		4	57	822	14.4	4
1992	Darnay Scott	So.		2	68	1,150	16.9	9
1993	Darnay Scott	Jr.	5	1	75	1,262	16.8	10
1994	Curtis Shearer	Sr.	22	4	55	737	13.4	6
1995	Will Blackwell	So.	5	1	86	1,207	14.0	8
1996	Will Blackwell	Jr.	8	3	60	1,000	16.7	11
1997	Taj Johnson	Jr.		11	44	802	18.2	2
1998	Damon Gourdine	Jr.			55	649	11.8	4
1999	Damon Gourdine	Sr.		3	38	439	11.6	4
2000	J.R. Tolver	So.	32	2	62	808	13.0	1
2001	J.R. Tolver	Jr.	35	3	63	878	13.9	2
2002	J.R. Tolver	Sr.	2	1	128	1,785	13.9	13
2003	Jeff Webb	So.	41	4	55	706	12.8	4
2004	Jeff Webb	Jr.	18	2	71	863	12.2	6
2005	Jeff Webb	Sr.	21	4	92	1,109	12.1	10
2006	Brett Swain	Jr.			47	528	11.2	2
2007	Brett Swain	Sr.	30	2	58	973	16.8	5
2008	Vincent Brown	So.		9	64	631	9.9	5
2009	DeMarco Sampson	Jr.	51	2	62	851	13.7	8
2010	Vincent Brown	Sr.	6	1	69	1,352	19.6	10
2011	Colin Lockett	So.	48	4	58	970	16.7	8
2012	Gavin Escobar	Jr.			42	543	12.9	6
2013	Ezell Ruffin	Jr.	29	6	68	1,136	16.7	3
2014	Eric Judge	So.			24	471	19.6	2
2015	Mikah Holder	So.			24	439	18.3	6
2016	Mikah Holder	Jr.	200	18	27	581	21.5	5
2017	Mikah Holder	Sr.	167	10	43	602	14.0	2
2018	Fred Trevillion	Sr.	182	17	22	598	27.2	3
2019	<b>Kobe Smith</b>	<b>So.</b>	<b>136</b>	<b>17</b>	<b>58</b>	<b>691</b>	<b>11.9</b>	<b>4</b>
2020	<b>Jesse Matthews</b>	<b>So.</b>	<b>24</b>	<b>24</b>	<b>326</b>	<b>13.6</b>	<b>1</b>	<b>1</b>

NR - national ranking in receiving yards per game. CR - conference ranking in receiving yards per game.

## ■ Annual Receiving Leaders/Receptions

Year	Player	Cl.	NR	CR	No.	Yds.	Avg.	TDs
1965	Gary Garrison	Sr.			70	916	13.1	11
1966	Craig Scoggins	Sr.			81	1,212	15.0	8
1967	Haven Moses	Sr.			54	958	17.7	7
1968	Tom Nettles	Sr.			62	1,227	19.8	14
1969	Tim Delaney	Jr.			85	1,259	14.8	14
1970	Ken Burrow	Sr.			54	904	16.6	12
1971	Tom Reynolds	Sr.			67	1,070	16.0	7
1972	Isaac Curtis	Sr.			44	832	18.9	7
1973	Darold Nogle	Sr.			59	945	15.9	6
1974	Dwight McDonald	Sr.			86	1,157	13.5	7
1975	Duke Ferguson	Sr.			57	886	15.5	4
1976	Ronnie Smith	Jr.			29	416	14.3	3
1977	Dennis Pearson	Sr.			49	864	17.6	5
1978	Rick Garretson	Sr.			36	509	14.1	2
1979	Steve Stapler	Sr.			37	794	21.5	5
1980	Bobby Taylor	Sr.			40	656	16.4	4
1981	Darius Durham	Jr.			65	988	15.2	7
1982	Darius Durham	Sr.			45	781	17.4	4
1983	Jim Sandusky	Sr.			69	1,171	17.0	6
1984	Vince Warren	Sr.			29	616	21.2	3
1985	Webster Slaughter	Sr.			82	1,071	13.1	10
1986	Robert Await	Sr.			45	541	12.0	2
1987	Kerry Reed-Martin	Jr.			49	719	14.7	4
1988	Monty Gilbreath	Jr.			60	799	13.3	2
1989	Robert Claiborne	Sr.			55	938	17.1	4
1990	Patrick Rowe	Jr.			71	1,392	19.6	8
1991	Patrick Rowe	Sr.			57	822	14.4	4
1992	Darnay Scott	So.			68	1,150	16.9	9
1993	Darnay Scott	Jr.			75	1,262	16.8	10
1994	Curtis Shearer	Sr.			55	737	13.4	6
1995	Will Blackwell	So.			86	1,207	14.0	8
1996	Will Blackwell	Jr.			60	1,000	16.7	11
1997	Taj Johnson	Sr.			44	802	18.2	2
1998	Damon Gourdine	Jr.		7	55	649	11.8	4
1999	Derrick Lewis	Jr.		11	26	551	21.2	4
2000	J.R. Tolver	So.	46	5	62	808	13.0	1
2001	J.R. Tolver	Jr.	39	3	63	878	13.9	2
2002	J.R. Tolver	Sr.	1	1	128	1,785	13.9	13
2003	Jeff Webb	So.	63	4	55	706	12.8	4
2004	Jeff Webb	Jr.	33	6	71	863	12.2	6
2005	Jeff Webb	Sr.	3	1	92	1,109	12.1	10
2006	Brett Swain	Jr.			47	528	11.2	2
2007	Brett Swain	Sr.	79	4	58	973	16.8	5
2008	Vincent Brown	So.	46	5	64	631	9.9	5
2009	DeMarco Sampson	Jr.	50	4	62	851	13.7	8
2010	Vincent Brown	Sr.	44	1	69	1,352	19.6	10
2011	Colin Lockett	So.	94	6	58	970	16.7	8
2012	Gavin Escobar	Jr.			42	543	12.9	6
2013	Ezell Ruffin	Jr.	58	12	68	1,136	16.7	3
2014	Ezell Ruffin	Sr.			26	422	16.2	2
2015	Donnel Pumphrey	Jr.			28	416	14.9	3
2016	Mikah Holder	Jr.			27	581	21.5	5
2017	Mikah Holder	Sr.	191	14	43	602	14.0	2
2018	Kahale Warring	Jr.			31	372	12.0	3
2019	<b>Kobe Smith</b>	<b>So.</b>	<b>93</b>	<b>10</b>	<b>58</b>	<b>691</b>	<b>11.9</b>	<b>4</b>
2020	<b>Jesse Matthews</b>	<b>So.</b>	<b>24</b>	<b>24</b>	<b>326</b>	<b>13.6</b>	<b>1</b>	<b>1</b>

NR - national ranking in receptions per game. CR - conference ranking in receptions per game.

# Receiving



10 BOWL GAME APPEARANCES SINCE 2010 ► 21 CONFERENCE CHAMPIONSHIPS

12. Byron Olander, 1969 (38-709)	18.66
13. Nate Fergerson, 1974 (42-771)	18.36
14. Taj Johnson, 1997 (44-802)	18.23
15. DeMarco Sampson, 2010 (67-1,220)	18.21

## CAREER

(minimum 50 catches)

Pl. Player, Seasons (Yards)	YPC
1. Vince Warren, 1981-82-83-84-85 (2,164)	20.61
2. Derrick Lewis, 1999-00-01 (1,718)	20.45
3. Keith Denson, 1972-73 (1,023)	19.30
4. Clinton Sampson, 1981-82 (973)	18.71
5. Nate Fergerson, 1973-74 (908)	18.16
6. Az Hakim, 1994-95-96-97 (2,622)	17.84
7. Steve Stapler, 1978-79 (1,284)	17.83
8. Darnay Scott, 1991-92-93 (3,139)	17.63
9. Ken Burrow, 1969-70 (1,358)	17.41
10. Patrick Rowe, 1987-88-90-01 (2,678)	17.28
11. Eric Judge, 2013-14-15-16 (1,167)	17.16
12. Jim Sandusky, 1983 (1,171)	16.971
13. Dennis Arey, 1988-89-90 (1,714)	16.970
14. Mikah Holder, 2014-15-16-17 (1,675)	16.919
15. Ezell Ruffin, 2012-13-14 (1,877)	16.910

## TDs Receiving

### SEASON

Pl. Player, Season	TDs
1. Tom Reynolds, 1969	18
2. Gary Garrison, 1964	15
3. Tim Delaney, 1969	14
Tom Nettles, 1968	14
5. J.R. Tolver, 2002	13
6. Ronnie Smith, 1977	12
Ken Burrow, 1970	12
8. Will Blackwell, 1996	11
Keith Denson, 1973	11
Gary Garrison, 1965	11
11. Vincent Brown, 2010	10
Jeff Webb, 2005	10
Darnay Scott, 1993	10
Dennis Arey, 1990	10
Webster Slaughter, 1985	10

## CAREER

Pl. Player, Seasons	TDs
1. Gary Garrison, 1964-65	26
2. Will Blackwell, 1994-95-96	25
Darnay Scott, 1991-92-93	25
Tom Reynolds, 1969-70-71	25
5. Vincent Brown, 2007-08-09-10	23
6. Tim Delaney, 1968-69-70	22
7. Az Hakim, 1994-95-96-97	21
8. Jeff Webb, 2001-03-04-05	20
9. DeMarco Sampson, 2005-08-09-10	18
J.R. Tolver, 1999-00-01-02	18
11. Gavin Escobar, 2010-11-12	17
12. Colin Lockett, 2010-11-12-13	16
Craig Scoggins, 1965-66	16
14. Ken Burrow, 1969-70	15
Haven Moses, 1966-67	15

---	
<b>Kobe Smith, 2018-19-20</b>	<b>6</b>
<b>Daniel Bellinger, 2018-19-20</b>	<b>3</b>
<b>Jesse Matthews, 2019-20</b>	<b>3</b>

## Top Performances

### 100-YARD GAMES/SEASON

Rk Player, Season	Games
1. Patrick Rowe, 1990	9
2. Kassim Osgood, 2002	8
J.R. Tolver, 2002	8
Dennis Arey, 1990	8
5. Webster Slaughter, 1985	7
Gary Garrison, 1964	7
7. Vincent Brown, 2010	6
DeMarco Sampson, 2010	6
Jeff Webb, 2005	6
Will Blackwell, 1995	6
Darnay Scott, 1993	6
Jim Sandusky, 1983	6
Dwight McDonald, 1974	6
Tom Nettles, 1968	6
15. Vincent Brown, 2009	5
Darnay Scott, 1992	5
Ken Burrow, 1970	5
Tom Delaney, 1969	5
Haven Moses, 1967	5
Haven Moses, 1966	5
Gary Garrison, 1965	5

### 100-YARD GAMES/CAREER

Pl. Player, Seasons	Games
1. Vincent Brown, 2007-08-09-10	13
J.R. Tolver, 1999-00-01-02	13
3. Jeff Webb, 2001-03-04-05	12
Will Blackwell, 1994-95-96	12
Darnay Scott, 1991-92-93	12
Patrick Rowe, 1987-88-90-91	12
Gary Garrison, 1964-65	12
8. Az Hakim, 1994-95-96-97	11
9. Haven Moses, 1966-67	10
10. Tim Delaney, 1968-69-70	9
11. Kassim Osgood, 2002	8
Dennis Arey, 1988-89-90	8
Webster Slaughter, 1984-85	8
14. DeMarco Sampson, 2005-08-09-10	7
Vince Warren, 1981-82-83-84-85	7
Tom Reynolds, 1969-70-71	7
Ken Burrow, 1969-70	7
Craig Scoggins, 1965-66	7
---	
<b>Jesse Matthews, 2019-20</b>	<b>3</b>
<b>Kobe Smith, 2018-19-20</b>	<b>3</b>

### 300-Yard Performances By Player (1 Total; 1 Player)

- Tom Nettles 1.


### 200-Yard Performances By Player (22 Total; 15 Players)

- Darnay Scott 4, Will Blackwell 2, Tim Delaney 2, Tom Reynolds 2, J.R. Tolver 2, Marshall Faulk 1, Gary Garrison 1, Tom Nettles 1, Jimmy Rave 1, Patrick Rowe 1, Chaz Schilens 1, Craig Scoggins 1, Brett Swain 1, Jeff Webb 1, DeMarco Sampson 1.

### Most 200-Yard Performances in a Season - 2 by J.R. Tolver in 2002, Darnay Scott in 1992, Tim Delaney in 1969.

### 100-Yard Performances By Player (331 Total; 86 Players)

- Vincent Brown 13, J.R. Tolver 13, Will Blackwell 12, Gary Garrison 12, Patrick Rowe 12, Darnay Scott 12, Jeff Webb 12, Az Hakim 11, Haven Moses 10, Tim Delaney 9, Dennis Arey 8, Kassim Osgood 8, Webster Slaughter 8, Ken Burrow 7, Tom Reynolds 7, DeMarco Sampson 7, Craig Scoggins 7, Vince Warren 7, Darius Durham 6, Derrick Lewis 6, Dwight McDonald 6, Tom Nettles 6, Ezell Ruffin 6, Jim Sandusky 6, Monty Gilbreath 5, Colin Lockett 5, Robert Claiborne 4, Gavin Escobar 4, Darold Nogle 4, Dennis Pearson 4, Jimmy Rave 4, Chaz Schilens 4, Isaac



TIM DELANEY

Curtis 3, Keith Denson 3, **Jesse Matthews 3**, Byron Olander 3, Kerry Reed-Martin 3, **Kobe Smith 3**, Steve Stapler 3, Brett Swain 3, Bobby Taylor 3, Jeff Baker 2, Jim Beatrow 2, Leandrew Childs 2, Vollen Dixon 2, Marshall Faulk 2, Nate Fergerson 2, Mikah Holder 2, DeAndre Maxwell 2, Kenny Moore 2, Marv Owens 2, Don Roberts 2, Curtis Shearer 2, Ronnie Smith 2, Fred Trevillion 2, Tim Boyer 1, Roger Clark 1, Anthony Conyers 1, Dylan Denso 1, Duke Fergerson 1, Damon Gourdine 1, Chris Hardy 1, Merton Harris 1, Nathaniel Jacquet 1, Taj Johnson 1, Eric Judge 1, Mario Mendez 1, DeAngelo Mitchell 1, Lonnie Mitchell 1, Lonnie Moore 1, Greg Moses 1, Robert Ortiz 1, Neal Petties 1, Braxton Pinkins 1, Volney Quinlan 1, Michael Reed 1, Jesus Reyes 1, Clinton Sampson 1, Phil Smith 1, Tim Thorn 1, David Turner 1, Roberto Wallace 1, Don Warren 1, Mekell Wesley 1, Bull Williams 1, Tim Wilson Jr. 1.

### 100-YARD RECEIVING GAMES

Rk. Player	Yards	Opponent	Date
1. Tom Nettles	362	Southern Mississippi	11-9-68
2. J.R. Tolver	296	Arizona State	9-14-02
3. Tom Reynolds	290	Utah State	10-22-71
4. Gary Garrison	289	Fresno State*	10-31-64
5. J.R. Tolver	283	at Hawai'i	12-7-02
6. Will Blackwell	280	at California	9-14-96
7. Tim Delaney	275	New Mexico State	11-15-69
8. Darnay Scott	274	UTEP*	10-17-92
9. DeMarco Sampson	257	at Colorado State*	10-24-09
10. Jeff Webb	253	Brigham Young*	10-4-03
11. Darnay Scott	243	Brigham Young*	11-16-91
12. Craig Scoggins	239	Cal State L.A.*	11-26-66
13. Brett Swain	224	Portland State	9-22-07
Patrick Rowe	224	at UCLA	10-13-90
15. Darnay Scott	217	at Air Force*	9-18-93
16. Chaz Schilens	215	at Air Force*	11-17-07

17. Tom Reynolds	211	at West Texas State	10-11-69
18. Will Blackwell	210	New Mexico*	11-4-95
19. Jimmy Rave	209	Hawai'i*	11-10-90
20. Marshall Faulk	205	at Fresno State*	11-20-93
21. Darnay Scott	204	Fresno State*	11-21-92
22. Tim Delaney	203	Long Beach State*	11-29-69
23. Will Blackwell	197	at Brigham Young*	9-15-95
Darius Durham	197	UTEP*	11-21-81
25. Will Blackwell	196	at UNLV*	11-16-96
Dwight McDonald	196	at North Texas	11-2-74
27. Curtis Shearer	195	Air Force*	10-1-94
28. Haven Moses	193	Cal State L.A.*	1-26-66
29. Craig Scoggins	192	Northern Arizona	11-19-66
30. Fred Trevillion	189	at Fresno State*	11-17-18
31. Keith Denson	188	at Fresno State*	11-17-73
32. Will Blackwell	187	Fresno State*	11-26-94
33. J.R. Tolver	185	Utah*	10-12-02
34. Vincent Brown	184	(25) Utah*	11-20-10
J.R. Tolver	184	at Idaho	9-21-02
Haven Moses	184	Mexico Poly	9-17-66
37. Vincent Brown	183	Idaho	9-27-08
Webster Slaughter	183	New Mexico*	11-23-85
Tim Delaney	183	North Texas	11-22-69
40. Ezell Ruffin	181	(18) Fresno State*	10-26-13
41. DeMarco Sampson	179	Nicholls State	9-4-10
42. Kassim Osgood	178	at Idaho	9-21-02
Kassim Osgood	178	(17) Colorado	9-7-02
Tom Reynolds	178	Pacific*	11-8-69
45. Vincent Brown	177	Utah State	9-25-10
46. DeMarco Sampson	175	at Wyoming*	10-30-10
Vince Warren	175	at UTEP*	9-24-83
Tom Nettles	175	Fresno State	11-2-68
49. Chaz Schilens	174	TCU*	11-24-07
Az Hakim	174	Idaho	9-7-96
Patrick Rowe	174	Wyoming*	10-6-90
52. Dwight McDonald	173	Bowling Green	11-23-74
53. Az Hakim	172	Navy	9-5-97



# Receiving



## 10 BOWL GAME APPEARANCES SINCE 2010 ► 21 CONFERENCE CHAMPIONSHIPS

AZTEC FOOTBALL MEDIA GUIDE RECEIVING RECORDS

Will Blackwell	172	Fresno State*	10-14-95
Tom Reynolds	172	North Texas	12-4-71
Gary Garrison	172	Cal Western	11-27-65
57. Dennis Arey	171	at Wyoming*	10-6-90
58. Kassim Osgood	170	(17) Colorado State*	11-15-02
Haven Moses	170	Weber State	9-23-67
60. Gary Garrison	169	at Cal Poly SLO*	10-3-64
61. Webster Slaughter	168	Oregon	10-26-85
62. Vincent Brown	167	at (3) TCU*	11-13-10
63. Darold Nogle	166	North Texas	11-24-73
Isaac Curtis	166	at Long Beach State*	11-25-72
65. Ezell Ruffin	165	New Mexico*	11-2-13
Vincent Brown	165	vs. Navy (PB)	12-23-10
67. Keith Denson	164	at San José State*	11-3-73
68. Taj Johnson	163	Navy	9-5-97
69. Jim Sandusky	162	at Hawaii*	10-1-83
Isaac Curtis	162	Bowling Green	10-21-72
Tim Delaney	162	at Fresno State*	11-1-69
Haven Moses	162	at Long Beach State*	10-8-66
73. Patrick Rowe	161	UTEP*	11-24-90
Craig Scoggins	161	North Dakota State	11-5-66
75. Mikah Holder	160	New Hampshire	9-17-16
Damay Scott	160	at (21) California	9-11-93
Darold Nogle	160	at San José State*	11-3-73
78. Kassim Osgood	158	Arizona State	9-14-02
J.R. Tolver	158	at Fresno State	8-29-02
80. Robert Claiborne	157	New Mexico*	11-4-89
81. Darius Durham	156	New Mexico*	10-16-82
82. Patrick Rowe	155	Hawaii*	11-10-90
Gary Garrison	155	Cal Poly Pomona	10-23-65
84. DeMarco Sampson	154	(25) Utah*	11-20-10
85. Derrick Lewis	153	UNLV*	11-25-00
Anthony Conyers	153	at Colorado State*	11-1-86
Isaac Curtis	153	Oregon State	9-8-72
88. Leandrew Childs	152	(16) Wyoming*	11-7-96
Dennis Pearson	152	UTEP	10-15-77
Gary Garrison	152	Akron	9-25-65
91. J.R. Tolver	151	UNLV*	10-26-02
Nate Ferguson	151	Tampa	9-21-74
Tom Reynolds	151	Iowa State	11-27-71
94. Dennis Arey	150	at New Mexico*	11-17-90
Don Roberts	150	at California	9-18-82
Dwight McDonald	150	Utah State	11-30-74
97. Colin Lockett	149	(10) Boise State*	11-19-11
Gary Garrison	149	at UC Santa Barbara	10-24-64
99. Damay Scott	148	(25) UCLA	9-30-93
Michael Reed	148	UC Santa Barbara*	11-14-70
101. Vincent Brown	147	Brigham Young*	10-17-09
Keith Denson	147	Iowa State	12-1-73
103. J.R. Tolver	146	(24) Colorado State*	10-28-00
Gary Garrison	146	CSUN*	11-14-64
105. Kassim Osgood	145	UCLA	9-28-02
Will Blackwell	145	Fresno State*	11-23-96
107. Mikah Holder	144	at UNLV*	10-7-17
Vincent Brown	144	at Wyoming*	10-30-10
Robert Claiborne	144	at (20) Hawaii*	10-7-89
110. Vincent Brown	143	at Idaho	9-19-09
Az Hakim	143	at Wyoming*	10-22-94
Vince Warren	143	Colorado State*	10-20-84
113. Vincent Brown	142	Southern Utah	9-12-09
Jeff Webb	142	at Hawaii*	12-3-05
Jeff Webb	142	at Utah*	11-15-05
Jimmy Raye	142	New Mexico*	11-4-89
Monty Gilbreath	142	at Utah*	9-30-89
118. Monty Gilbreath	141	Long Beach State	10-14-89
Clinton Sampson	141	Oklahoma State	11-27-82
Darius Durham	141	at Hawaii*	11-6-82
Braxton Pinkins	141	Arizona State	10-26-57
122. J.R. Tolver	140	at Utah*	11-10-01
Az Hakim	140	at California	9-14-96
Tom Reynolds	140	Arizona	11-20-71
Craig Scoggins	140	at Weber State	9-24-66
126. Jesse Matthews	139	San José State*	11-6-20
Vincent Brown	139	at UCLA	9-5-09
Jeff Webb	139	Wyoming*	10-25-03
Damay Scott	139	Minnesota	9-25-93
Ken Burrow	139	UC Santa Barbara*	10-25-69
131. Jeff Webb	138	(9) Utah*	10-30-04
Kassim Osgood	138	Brigham Young*	11-2-02
Derrick Lewis	138	Air Force*	11-18-00
Haven Moses	138	Cal State L.A.*	10-14-67
135. J.R. Tolver	137	Eastern Illinois	10-6-01
Robert Claiborne	137	Cal State Fullerton	9-23-89

Vince Warren	137	Wyoming*	11-12-83
138. Will Blackwell	136	Hawaii*	11-18-95
Tom Nettles	136	Montana State	9-28-68
140. DeAngelo Mitchell	135	Long Beach State	10-24-87
Marv Owens	135	Southern Mississippi	10-10-70
142. Darius Durham	134	Wyoming*	11-7-81
Dennis Pearson	134	at Pacific	11-5-77
Jeff Baker	134	Brigham Young	10-3-70
145. Jeff Webb	133	San José State	9-24-05
J.R. Tolver	133	at Wyoming*	10-19-02
Dennis Arey	133	at (4) Brigham Young*	11-22-90
Vollon Dixon	133	Arizona	11-8-75
Tim Delaney	133	Pacific*	11-8-69
150. Ezell Ruffin	132	Army	9-8-12
Jeff Webb	132	New Mexico*	10-22-05
Damay Scott	132	(23) Hawaii*	11-14-92
Vince Warren	132	at Hawaii*	10-27-84
Tim Boyer	132	Bowling Green	10-21-72
Tim Delaney	132	at Pacific*	11-7-70
Tom Nettles	132	Utah State	11-30-68
157. Kobe Smith	131	at UCLA	9-7-19
DeAndre Maxwell	131	San José State	10-21-95
Patrick Rowe	131	at New Mexico*	11-17-90
Jim Sandusky	131	at Colorado State*	10-15-83
161. Ken Burrow	130	Iowa State	11-28-70
Haven Moses	130	North Dakota State	11-5-66
Mario Mendez	130	Cal State L.A.*	10-19-63
164. Jeff Webb	129	Brigham Young*	10-1-05
Jeff Webb	129	Colorado State*	10-16-04
Derrick Lewis	129	at Brigham Young*	10-21-00
J.R. Tolver	129	at Wyoming*	10-7-00
Vince Warren	129	New Mexico*	11-25-85
Haven Moses	129	Fresno State*	10-29-66
170. Fred Trevillion	128	Boise State*	10-14-17
DeMarco Sampson	128	UNLV*	11-27-10
Will Blackwell	128	Hawaii*	10-29-94
Darold Nogle	128	(13) Houston	10-6-73
Tom Reynolds	128	UC Santa Barbara*	10-25-69
175. DeMarco Sampson	127	at New Mexico	10-23-10
J.R. Tolver	127	Air Force*	9-29-01
Ken Burrow	127	at Northern Illinois	9-12-70
178. Ezell Ruffin	126	vs. Air Force*	11-21-14
Kassim Osgood	126	at Hawaii*	12-7-02
J.R. Tolver	126	at Air Force*	11-23-02
Vince Warren	126	UCLA	9-9-84
Jim Bearrow	126	Colorado State*	11-10-82
Gary Garrison	126	Pacific	9-18-65
184. Gavin Escobar	125	Fresno State	12-3-11
Robert Ortiz	125	at (17) Michigan	9-18-04
Neal Petties	125	UC Santa Barbara	10-26-63
187. Tom Nettles	124	Cal State L.A.	10-19-68
Haven Moses	124	Montana State	11-18-67
189. Tim Wilson Jr.	123	UNLV*	11-10-18
Vincent Brown	123	at Air Force*	9-26-09
Kassim Osgood	123	at Air Force*	11-23-02
Leandrew Childs	123	at San José State*	11-2-96
Az Hakim	123	at Hawaii*	11-18-95
Kenny Moore	123	Oregon	10-26-85
Tim Thorn	123	San José State*	10-19-74
Byron Olander	123	North Texas	11-22-69
197. Damay Scott	122	New Mexico*	10-23-93
Webster Slaughter	122	New Mexico*	11-17-84
Darius Durham	122	vs. Air Force*	11-29-81
Dwight McDonald	122	at Arizona	11-14-74
201. Derrick Lewis	121	at Kansas	9-25-99
Webster Slaughter	121	Stanford	10-5-85
Ronnie Smith	121	(13) Florida State	11-19-77
204. Az Hakim	120	Oklahoma	9-21-96
Az Hakim	120	at UTEP*	10-28-95
Patrick Rowe	120	Utah*	11-3-90
Darius Durham	120	(12) Iowa State	10-10-81
Don Warren	120	at Long Beach State*	10-28-78
Ken Burrow	120	Fresno State*	10-31-70
Gary Garrison	120	at Cal Poly Pomona	9-19-64
211. Jesse Matthews	119	vs. Fresno State*	11-15-19
Vincent Brown	119	UNLV*	11-22-08
Chaz Schliens	119	at Hawaii*	12-3-05
Will Blackwell	119	Nevada	9-28-95
Chris Hardy	119	Air Force*	10-25-86
Marv Owens	119	at San José State*	11-6-71
Tim Delaney	119	Texas Southern	10-12-68
218. Gavin Escobar	117	North Dakota	9-15-12
Dennis Arey	117	Long Beach State	9-15-90

Jimmy Raye	117	Pacific	10-21-89
Robert Claiborne	117	at Utah*	9-30-89
Bobby Taylor	117	at Wyoming*	10-25-80
Ken Burrow	117	Long Beach State*	10-20-70
224. Marshall Faulk	116	Brigham Young*	11-16-91
Patrick Rowe	116	at (4) Brigham Young*	9-22-90
Webster Slaughter	116	at (12) UCLA	9-21-85
Gary Garrison	116	at San José State	11-18-64
228. Jeff Webb	115	Wyoming*	11-19-05
Jim Sandusky	115	Long Beach State	8-10-83
Tim Delaney	115	Long Beach State*	11-20-70
Ken Burrow	115	at UT Arlington	10-18-69
232. Webster Slaughter	114	Long Beach State	9-14-85
Nate Ferguson	114	Long Beach State*	10-26-74
Haven Moses	114	Utah State	11-25-67
235. Colin Lockett	113	Oregon State	9-21-13
Gavin Escobar	113	(10) Boise State	11-19-11
Colin Lockett	113	at Army	9-10-11
Damay Scott	113	at Utah*	10-30-93
Patrick Rowe	113	Colorado State*	9-11-91
Webster Slaughter	113	at Wyoming*	11-9-85
Steve Stapler	113	at Missouri	9-8-79
Byron Olander	113	UC Santa Barbara*	10-25-69
Gary Garrison	113	at Northern Arizona	11-20-65
244. Merton Harris	112	Wyoming*	11-2-91
Patrick Rowe	112	Air Force*	9-29-90
Kerry Reed-Martin	112	Colorado State*	11-14-87
Craig Scoggins	112	Cal State L.A.*	10-16-65
David Turner	112	Long Beach State	11-12-77
Ken Burrow	112	Brigham Young	10-3-70
250. Jesse Matthews	111	Central Mich. (NMB)	12-21-19
Brett Swain	111	at Colorado State*	10-6-07
Jeff Baker	111	Iowa State	11-28-70
253. Nathaniel Jacquet	110	Fresno State*	11-23-96
Will Blackwell	110	Colorado State*	11-25-95
Jimmy Raye	110	at New Mexico*	11-17-90
Webster Slaughter	110	Utah*	10-19-85
Dylan Denso	109	Louisiana	12-17-11
Mekell Wesley	109	Idaho	9-27-08
Damon Gourdine	109	UTEP*	11-21-98
Jim Sandusky	109	Wyoming*	11-12-83
Jim Bearrow	109	at Colorado State*	11-12-81
Bull Williams	109	(12) Iowa State	10-10-81
Bobby Taylor	109	Miami (Fla.)	10-13-79
Darold Nogle	109	New Mexico State	10-13-73
265. Ezell Ruffin	108	at Air Force*	10-10-13
Gavin Escobar	108	UNLV*	10-27-12
Brett Swain	108	New Mexico	11-25-06
Az Hakim	108	at (3) Washington	9-13-97
Kenny Moore	108	at New Mexico*	9-27-86
270. Eric Judge	107	Idaho	11-8-14
Jeff Webb	107	at (17) Michigan	9-18-04
Az Hakim	107	at Wisconsin	9-10-97
DeAndre Maxwell	107	at Minnesota	9-17-94
Lonnie Moore	107	UNLV	11-10-80
Bobby Taylor	107	(12) Missouri	9-27-80
Duke Ferguson	107	New Mexico State	10-18-75
277. Colin Lockett	106	at Hawaii*	11-16-13
DeMarco Sampson	106	(23) Air Force*	10-16-10
Roberto Wallace	106	at UNLV*	11-28-09
Chaz Schliens	106	(21) Brigham Young*	12-1-07
Jesus Reyes	106	San José State*	11-8-97
Greg Moses	106	Iowa State	12-1-73
Az Hakim	106	Nevada	9-28-95
Monty Gilbreath	106	Wyoming*	10-8-88
Ronnie Smith	106	at San José State	11-26-77
286. Derrick Lewis	105	Wyoming*	11-27-99
Damay Scott	105	at Brigham Young*	9-10-92
Dennis Arey	105	UTEP*	11-24-90
Kerry Reed-Martin	105	Stanford	10-17-87
Dennis Pearson	105	at Fresno State	10-8-77
Dwight McDonald	105	Tampa	9-21-74
Tom Nettles	105	Texas Southern	10-12-68
Haven Moses	105	Cal Poly SLO*	9-30-67
294. Derrick Lewis	104	(24) Colorado State*	10-28-00
Dennis Arey	104	Air Force*	9-29-90
Dwight McDonald	104	New Mexico State	11-16-74
Volney Quinlan	104	Arizona State	10-20-51
298. Az Hakim	103	San José State	10-21-95
Monty Gilbreath	103	Cal State Fullerton	9-23-89
Steve Stapler	103	Utah*	12-2-78
Gary Garrison	103	Cal Western	11-21-64
302. Kobe Smith	102	Utah State*	9-21-19

Colin Lockett	102	Fresno State	12-3-11
Patrick Rowe	102	at UTEP*	10-19-91
Patrick Rowe	102	(2) Miami (Fla.)	12-1-90
Dennis Arey	102	Utah*	11-3-90
Monty Gilbreath	102	New Mexico*	11-21-87
Vince Warren	102	UTEP*	11-16-85
Jim Sandusky	102	California	9-10-83
Phil Smith	102	Oklahoma State	11-27-82
Steve Stapler	102	at Colorado State*	10-20-79
Roger Clark	102	UC Santa Barbara	10-26-63
313. Kobe Smith	101	at Colorado State*	10-5-19
Ezell Ruffin	101	at New Mexico State	9-28-13
Vincent Brown	101	at Brigham Young*	10-9-10
Jeff Webb	101	Nevada	9-25-04
Lonnie Mitchell	101	at Utah*	10-23-99
Will Blackwell	101	(16) Wyoming*	11-7-96
Curtis Shearer	101	at Colorado State*	10-31-92
Patrick Rowe	101	at Utah*	10-26-91
Dennis Arey	101	(2) Miami (Fla.)	12-1-90
Kerry Reed-Martin	101	at Brigham Young*	11-7-87
Jim Sandusky	101	at New Mexico*	11-19-83
Dennis Pearson	101	Cal State Fullerton	9-10-77
Tim Delaney	101	Cal State L.A.*	9-26-70
Craig Scoggins	101	at CSUN*	11-13-65
Craig Scoggins	101	Cal Poly SLO*	10-2-65
328. Damay Scott	100	at New Mexico*	10-3-92
Don Roberts	100	vs. Air Force*	11-29-81
Vollon Dixon	100	at San José State*	11-15-75
Byron Olander	100	Pacific*	11-8-69

### MULTIPLE 100-YARD RECEIVING GAMES

47 times, SDSU is 30-14-3 when multiple players have 100 yards or more receiving

Date	Opponent	No.	Yds.	TDs
10-26-63	UC Santa Barbara (W, 42-14)	6	125	1

# Receiving



10 BOWL GAME APPEARANCES SINCE 2010 ► 21 CONFERENCE CHAMPIONSHIPS

11-27-82	Oklahoma State (W, 35-6)	Phil Smith	5	102	1
		Clinton Sampson	4	141	2
11-12-83	Wyoming* (L, 21-33)	Vince Warren	7	137	1
		Jim Sandusky	4	109	1
10-26-85	Oregon (L, 37-49)	Webster Slaughter	15	168	2
		Kenny Moore	6	123	0
9-23-89	Cal State Fullerton (T, 41-41)	Robert Claiborne	6	137	0
		Monty Gilbreath	7	103	1
9-30-89	at Utah* (W, 38-27)	Monty Gilbreath	7	142	0
		Robert Claiborne	9	117	1
11-4-89	New Mexico* (W, 45-28)	Robert Claiborne	7	157	1
		Jimmy Raye	8	142	1
9-29-90	Air Force* (W, 48-18)	Patrick Rowe	5	112	1
		Dennis Arey	4	104	2
10-6-90	at Wyoming* (L, 51-52)	Patrick Rowe	10	174	1
		Dennis Arey	8	171	3
11-3-90	Utah* (W, 66-14)	Patrick Rowe	7	120	2
		Dennis Arey	7	102	2
11-10-90	Hawaii* (W, 44-38)	Jimmy Raye	10	209	1
		Patrick Rowe	6	155	0
11-17-90	at New Mexico* (W, 40-34)	Dennis Arey	8	150	0
		Patrick Rowe	6	131	0
		Jimmy Raye	8	110	2
11-24-90	UTEP* (W, 53-31)	Patrick Rowe	7	161	1
		Dennis Arey	8	105	0
12-1-90	(2) Miami (L, 28-30)	Patrick Rowe	9	102	0
		Dennis Arey	7	101	1
11-16-91	Brigham Young* (T, 52-52)	Damay Scott	8	243	2
		Marshall Faulk	6	116	2
9-28-95	Nevada (W, 30-27)	Will Blackwell	8	119	1
		Az Hakim	5	106	1
10-21-95	San José State (W, 49-20)	DeAndre Maxwell	5	131	2
		Az Hakim	3	103	2
11-18-95	at Hawaii* (W, 49-10)	Will Blackwell	7	136	1
		Az Hakim	4	123	1
9-14-96	at California (L, 37-42)	Will Blackwell	11	280	4
		Az Hakim	6	140	0
11-7-96	(16) Wyoming* (W, 28-24)	Leandrew Childs	11	152	1
		Will Blackwell	8	101	0
11-23-96	Fresno State* (W, 31-21)	Will Blackwell	8	145	1
		Nathaniel Jacquet	5	110	0
9-5-97	Navy (W, 45-31)	Az Hakim	6	172	2
		Taj Johnson	6	163	1
9-14-02	Arizona State (L, 28-39)	J.R. Tolver	12	296	1
		Kassim Osgood	10	158	1
9-21-02	at Idaho (L, 38-48)	J.R. Tolver	14	184	3
		Kassim Osgood	6	178	1
11-23-02	at Air Force* (W, 38-34)	J.R. Tolver	13	126	0
		Kassim Osgood	12	123	1
12-7-02	at Hawaii* (L, 40-41)	J.R. Tolver	18	283	2
		Kassim Osgood	5	126	1
9-18-04	at (17) Michigan (L, 21-24)	Robert Ortiz	7	125	1
		Jeff Webb	11	107	1
12-3-05	at Hawaii* (L, 38-49)	Jeff Webb	13	142	2
		Chaz Schilens	8	119	1

9-27-08	Idaho (W, 45-17)	Vincent Brown	8	183	3
		Mekell Wesley	6	109	0
10-30-10	at Wyoming (W, 48-38)	DeMarco Sampson	7	175	2
		Vincent Brown	5	144	0
11-20-10	(25) Utah (L, 34-38)	Vincent Brown	8	184	3
		DeMarco Sampson	12	154	0
11-19-11	(10) Boise State (L, 35-52)	Colin Lockett	8	149	0
		Gavin Escobar	8	113	2
12-3-11	Fresno State (W, 35-28)	Gavin Escobar	6	125	0
		Colin Lockett	6	102	0

## CONSECUTIVE 100-YARD RECEIVING GAMES

Date	Opponent	No.	Yds.	TDs
<b>Patrick Rowe - 9</b>				
9-22-90	at (4) Brigham Young*	6	116	1
9-29-90	Air Force*	5	112	1
10-6-90	at Wyoming*	10	174	1
10-13-90	at UCLA	11	224	1
11-3-90	Utah*	7	120	2
11-10-90	Hawaii**	6	155	0
11-17-90	at New Mexico*	6	131	0
11-24-90	UTEP*	7	161	1
12-1-90	(2) Miami	9	102	0

<b>Gary Garrison - 7</b>				
10-24-64	at UC Santa Barbara	9	149	1
10-31-64	Fresno State*	11	289	4
11-14-64	CSUN*	7	146	2
11-21-64	Cal Western	14	103	1
11-28-64	at San José State	6	116	1
9-18-65	Pacific	10	126	2
9-25-65	Akron	10	152	1

<b>Vincent Brown - 5</b>				
11-22-08	UNLV*	8	119	0
9-5-09	at UCLA	5	139	1
9-12-09	Southern Utah	6	142	1
9-19-09	at Idaho	13	143	1
9-26-09	at Air Force*	10	123	2

<b>Tim Delaney - 5</b>				
11-1-69	at Fresno State*	10	162	1
11-8-69	Pacific*	8	133	3
11-15-69	New Mexico State	16	275	6
11-22-69	North Texas	12	183	1
11-29-69	Long Beach State*	13	203	2

<b>Kassim Osgood - 4</b>				
9-7-02	at (17) Colorado	14	178	0
9-14-02	Arizona State	10	158	1
9-21-02	at Idaho	6	178	1
9-28-02	UCLA	10	145	1

<b>Darnay Scott - 4</b>				
9-11-93	at California	7	160	2
9-18-93	at Air Force*	11	217	2
9-25-93	Minnesota	9	139	2
9-30-93	UCLA	8	148	1

<b>Dennis Arey - 4</b>				
9-15-90	Long Beach State	4	117	1
9-22-90	at (4) Brigham Young*	11	133	0
9-29-90	Air Force*	4	104	2
10-6-90	at Wyoming*	8	171	3

<b>Ezell Ruffin - 3</b>				
10-10-13	at Air Force*	6	108	1
10-26-13	(18) Fresno State*	10	181	0
11-2-13	New Mexico	7	165	2

<b>DeMarco Sampson - 3</b>				
10-16-10	(25) Air Force*	4	106	0
10-23-10	at New Mexico*	7	127	2
10-30-10	at Wyoming*	7	175	2

<b>Chaz Schilens - 3</b>				
11-17-07	at Air Force*	8	215	0
11-24-07	TCU*	6	174	1
12-1-07	(21) Brigham Young*	8	106	0

<b>Kassim Osgood - 3</b>				
11-15-02	Colorado State*	10	170	1
11-23-02	at Air Force*	12	123	1
12-7-02	at Hawaii*	5	126	1

<b>Az Hakim - 3</b>				
9-5-97	Navy	6	172	2
9-13-97	at Washington	7	108	0



PATRICK ROWE

9-20-97	at Wisconsin	10	107	1
---------	--------------	----	-----	---

<b>Will Blackwell - 3</b>				
11-7-96	Wyoming*	8	101	0
11-16-96	at UNLV*	12	196	1
11-23-96	Fresno State*	8	145	1

<b>Az Hakim - 3</b>				
9-7-96	Idaho	6	174	1
9-14-96	at California	6	140	0
9-21-96	Oklahoma	6	120	3

<b>Dennis Arey - 3</b>				
11-17-90	at New Mexico*	8	150	0
11-24-90	UTEP*	8	105	0
12-1-90	(2) Miami	7	101	1

<b>Robert Claiborne - 3</b>				
9-23-89	Cal State Fullerton	6	137	0
9-30-89	at Utah*	9	117	1
10-7-89	at (20) Hawaii*	7	144	1

<b>Jim Sandusky - 3</b>				
10-1-83	at Hawaii**	8	162	2
10-8-83	Long Beach State	11	115	0
10-15-83	at Colorado State*	5	131	1

<b>Dwight McDonald - 3</b>				
11-16-74	New Mexico State	7	104	1
11-23-74	Bowling Green	11	173	1
11-30-74	Utah State	11	150	2

<b>Tom Reynolds - 3</b>				
11-20-71	Arizona	9	140	0
11-27-71	Iowa State	10	151	3
12-4-71	North Texas	9	172	1

<b>Tom Nettles - 3</b>				
9-28-68	at Montana State	6	136	1
10-12-68	Texas Southern	4	105	0
10-19-68	Cal State L.A.	5	124	1

## 1,000-YARD RECEIVING SEASONS

Date	Opponent	Att.	Yds.	TD	Sr.
Game-By-Game Unavailable					

<b>Jim Allison, 1964</b>					
S.19	at Cal Poly Pomona	8	120	1	
S.26	San Francisco State	5	55	0	
O.3	at Cal Poly SLO*	9	169	3	
O.10	at Long Beach State*	2	43	1	
O.17	Cal State L.A.*	7	82	0	
O.24	UC Santa Barbara	9	149	2	
O.31	Fresno State*	11	289	4	
N.14	CSUN* (1K)	7	146	2	
N.21	Cal Western	14	103	1	
N.28	at San José State	6	116	1	
<b>TOTALS (10 games)</b>		<b>78</b>	<b>1,272</b>	<b>15</b>	

<b>Haven Moses, 1966</b>					
S.17	Mexico Poly	4	184	3	
S.24	at Weber State	4	84	0	
O.1	at Cal Poly SLO*	6	60	0	
O.8	at Long Beach State*	7	162	0	
O.19	at San José State	6	80	2	
O.29	Fresno State*	5	129	0	
N.5	North Dakota State	6	130	1	
N.12	CSUN*	6	85	0	
N.19	Northern Arizona	4	43	0	
N.26	Cal State L.A.* (1K)	9	193	2	
<b>TOTALS (10 games)</b>		<b>57</b>	<b>1,150</b>	<b>8</b>	
<b>Camellia Bowl (Sacramento, Calif.)</b>					
D.10	vs. Montana State	5	56	2	
<b>TOTALS (11 games)</b>		<b>62</b>	<b>1,206</b>	<b>10</b>	



# Receiving



10 BOWL GAME APPEARANCES SINCE 2010 ► 21 CONFERENCE CHAMPIONSHIPS

RECEIVING ◀ RECORDS

**Craig Scoggins, 1966** Sr.

Date	Opponent	No.	Yds.	TD
S.17	Mexico Poly	3	92	1
S.24	at Weber State	10	140	2
O.1	at Cal Poly SLO*	11	91	0
O.8	at Long Beach State*	9	124	1
O.19	at San José State	2	25	0
O.29	Fresno State*	4	65	1
N.5	North Dakota State	9	161	0
N.12	CSUN*	8	73	1
N.19	Northern Arizona	9	192	0
N.26	Cal State L.A.* (1K)	15	239	2
<b>TOTALS (10 games)</b>		<b>80</b>	<b>1,202</b>	<b>8</b>

**Camellia Bowl (Sacramento, Calif.)**

D.10	vs. Montana State	5	99	0
<b>TOTALS (11 games)</b>		<b>85</b>	<b>1,301</b>	<b>8</b>

**Tom Nettles, 1968** Sr.

Date	Opponent	No.	Yds.	TD
S.14	UT Arlington	4	39	0
S.20	Northern Illinois	6	10	2
S.28	at Montana State	6	136	1
O.12	Texas Southern	4	105	0
O.19	Cal State L.A.	5	124	1
O.26	San José State	5	52	2
N.2	Fresno State	9	175	3
N.9	Southern Mississippi (1K)	11	362	4
N.23	Tennessee State	5	92	1
N.30	Utah State	7	132	0
<b>TOTALS (10 games)</b>		<b>62</b>	<b>1,227</b>	<b>14</b>

**Tim Delaney, 1969** Jr.

Date	Opponent	No.	Yds.	TD
S.27	Cal State L.A.*	8	94	0
O.4	at San José State*	6	73	1
O.11	at West Texas State	6	79	0
O.18	at UT Arlington	2	29	0
O.25	UC Santa Barbara*	4	28	0
N.1	at Fresno State*	10	162	1
N.8	Pacific*	8	133	3
N.15	New Mexico State	16	275	6
N.22	North Texas (1K)	12	183	1
N.29	Long Beach State*	13	203	2
<b>TOTALS (10 games)</b>		<b>85</b>	<b>1,259</b>	<b>14</b>

**Pasadena Bowl (Pasadena, Calif.)**

D.6	vs. Boston University	4	41	0
<b>TOTALS (11 games)</b>		<b>89</b>	<b>1,300</b>	<b>14</b>

**Tom Reynolds, 1971** Sr.

Date	Opponent	No.	Yds.	TD
S.25	at Southern Mississippi	7	82	0
O.2	Northern Illinois	did not play		
O.9	Pacific*	3	49	0
O.16	at UC Santa Barbara*	6	98	2
O.22	Utah State	17	290	1
O.30	at Fresno State*	1	9	0
N.6	at San José State*	3	60	0
N.13	Long Beach State*	2	19	0
N.20	Arizona	9	140	0
N.27	Iowa State	10	151	3
D.4	North Texas (1K)	9	172	1
<b>TOTALS (10 games)</b>		<b>67</b>	<b>1,070</b>	<b>7</b>

**Dwight McDonald, 1974** Sr.

Date	Opponent	No.	Yds.	TD
S.14	at Arizona	9	122	1
S.21	Tampa	5	105	1
S.28	at UTEP	5	59	1
O.12	Fresno State*	9	82	0
O.19	San José State*	6	84	0
O.26	Long Beach State*	6	59	0
N.2	at North Texas	14	196	0
N.9	Pacific*	3	23	0
N.16	New Mexico State	7	104	1
N.23	Bowling Green (1K)	11	173	1
N.30	Utah State	11	150	2
<b>TOTALS (11 games)</b>		<b>86</b>	<b>1,157</b>	<b>7</b>

**Jim Sandusky, 1983** Sr.

Date	Opponent	No.	Yds.	TD
S.3	at Tulsa	5	99	0
S.10	California	4	102	0
S.17	at Utah*	3	51	0

S.24	at UTEP*	5	95	0
O.1	at Hawai'i*	8	162	2
O.8	Long Beach State	11	115	0
O.15	at Colorado State*	5	131	1
O.22	Brigham Young*	11	93	1
O.27	at UNLV	3	55	0
N.12	Wyoming* (1K)	4	109	1
N.19	at New Mexico*	7	101	0
D.3	Air Force*	3	58	1
<b>TOTALS (12 games)</b>		<b>69</b>	<b>1,171</b>	<b>6</b>

**Webster Slaughter, 1985** Sr.

Date	Opponent	No.	Yds.	TD
S.14	Long Beach State	5	114	1
S.21	at UCLA	13	116	2
S.28	Colorado State*	2	23	0
O.5	Stanford	4	121	2
O.12	at Brigham Young*	6	43	0
O.19	Utah*	7	110	1
O.26	Oregon	15	168	2
N.2	at Air Force*	4	31	1
N.9	at Wyoming*	8	113	0
N.16	UTEP*	2	24	0
N.23	New Mexico* (1K)	13	183	1
N.30	at Hawai'i*	3	25	0
<b>TOTALS (12 games)</b>		<b>82</b>	<b>1,071</b>	<b>10</b>

**Dennis Arey, 1990** Sr.

Date	Opponent	No.	Yds.	TD
S.8	at Oregon	4	51	0
S.15	Long Beach State	4	117	1
S.22	at Brigham Young*	11	133	0
S.29	Air Force*	4	104	2
O.6	at Wyoming*	8	171	3
O.13	at UCLA	5	64	1
N.3	Utah*	7	102	2
N.10	Hawai'i*	2	20	0
N.17	at New Mexico*	8	150	0
N.24	UTEP* (1K)	8	105	0
D.1	Miami	7	101	1
<b>TOTALS (11 games)</b>		<b>68</b>	<b>1,118</b>	<b>10</b>

**Patrick Rowe, 1990** Jr.

Date	Opponent	No.	Yds.	TD
S.8	at Oregon	2	42	1
S.15	Long Beach State	2	55	0
S.22	at Brigham Young*	6	116	1
S.29	Air Force*	5	112	1
O.6	at Wyoming*	10	174	1
O.13	at UCLA	11	224	1
N.3	Utah*	7	120	2
N.10	Hawai'i*	6	155	0
N.17	at New Mexico* (1K)	6	131	0
N.24	UTEP*	7	161	1
D.1	Miami	9	102	0
<b>TOTALS (11 games)</b>		<b>71</b>	<b>1,392</b>	<b>8</b>

**Darnay Scott, 1992** So.

Date	Opponent	No.	Yds.	TD
S.5	USC	7	78	1
S.10	at Brigham Young*	7	105	2
S.26	at UCLA	1	45	0
O.3	at New Mexico*	7	100	0
O.17	UTEP*	12	274	3
O.24	Air Force*	6	57	0
O.31	at Colorado State*	5	43	0
N.7	at Wyoming*	3	42	0
N.14	Hawai'i*	7	132	1
N.21	Fresno State* (1K)	7	204	1
N.28	Miami	6	70	1
<b>TOTALS (11 games)</b>		<b>68</b>	<b>1,150</b>	<b>9</b>

**Darnay Scott, 1993** Jr.

Date	Opponent	No.	Yds.	TD
S.4	CSUN	7	91	0
S.11	at California	7	160	2
S.18	at Air Force*	11	217	2
S.25	Minnesota	9	139	2
S.30	UCLA	8	148	1
O.9	at Hawai'i*	4	93	1
O.16	Colorado State*	5	68	0
O.23	New Mexico* (1K)	7	122	1
O.30	at Utah*	9	113	1

N.11	Brigham Young*	did not play		
N.20	at Fresno State*	5	91	0
N.27	Wyoming*	3	20	0
<b>TOTALS (11 games)</b>		<b>75</b>	<b>1,262</b>	<b>10</b>

**Will Blackwell, 1995** So.

Date	Opponent	No.	Yds.	TD
S.2	California	4	32	0
S.9	at Oklahoma	8	84	0
S.16	at Brigham Young*	15	197	2
S.28	Nevada	8	119	1
O.7	at Utah*	10	81	1
O.14	Fresno State*	8	172	1
O.21	San José State	did not play		
O.28	at UTEP*	1	1	0
N.4	New Mexico*	8	210	1
N.11	Wyoming*	5	65	1
N.18	at Hawai'i* (1K)	7	136	1
N.25	Colorado State*	12	110	0
<b>TOTALS (11 games)</b>		<b>86</b>	<b>1,207</b>	<b>8</b>

**Az Hakim, 1995** So.

Date	Opponent	No.	Yds.	TD
S.2	California	7	73	0
S.9	at Oklahoma	6	94	1
S.16	at Brigham Young*	4	73	1
S.28	Nevada	5	106	1
O.7	at Utah*	6	90	1
O.14	Fresno State*	2	31	0
O.21	San José State	3	103	2
O.28	at UTEP*	5	120	0
N.4	New Mexico*	4	76	1
N.11	Wyoming*	4	69	0
N.18	at Hawai'i*	4	123	1
N.25	Colorado State* (1K)	7	64	0
<b>TOTALS (12 games)</b>		<b>57</b>	<b>1,022</b>	<b>8</b>

**Will Blackwell, 1996** Jr.

Date	Opponent	No.	Yds.	TD
S.7	Idaho	did not play		
S.14	at California	11	280	4
S.21	Oklahoma	did not play		
O.12	Hawai'i*	1	8	0
O.19	at New Mexico*	3	98	2
O.26	at Colorado State*	5	22	1
N.2	at San José State*	5	64	2
N.7	Wyoming*	8	101	0
N.16	at UNLV*	12	196	1
N.23	Fresno State*	8	145	1
N.28	Air Force* (1K)	7	86	0
<b>TOTALS (9 games)</b>		<b>60</b>	<b>1,000</b>	<b>11</b>

**Kassim Osgood, 2002** Sr.

Date	Opponent	No.	Yds.	TD
A.29	at Fresno State	9	58	0
S.7	at (17) Colorado	14	178	0
S.14	Arizona State	10	158	1
S.21	at Idaho	6	178	1
S.28	UCLA	10	145	1
O.12	Utah*	8	94	1
O.19	at Wyoming*	3	73	1
O.26	UNLV*	5	40	0
N.2	at Brigham Young* (1K)	12	138	0
N.9	at New Mexico*	4	71	0
N.15	(17) Colorado State*	10	170	1
N.23	at Air Force*	12	123	1
D.7	at Hawai'i	5	126	1
<b>TOTALS (13 games)</b>		<b>108</b>	<b>1,552</b>	<b>8</b>

**J.R. Tolver, 2002** Sr.

Date	Opponent	No.	Yds.	TD
A.29	at Fresno State	10	158	1
S.7	at (17) Colorado	8	79	0
S.14	Arizona State	12	296	1
S.21	at Idaho	14	184	3
S.28	UCLA	3	30	0
O.12	Utah*	16	185	1
O.19	at Wyoming* (1K)	7	133	0
O.26	UNLV*	9	151	2
N.2	at Brigham Young*	4	30	1
N.9	at New Mexico*	4	34	0
N.15	(17) Colorado State*	10	96	2
N.23	at Air Force*	13	126	0

D.7	at Hawai'i	18	283	2
<b>TOTALS (13 games)</b>		<b>128</b>	<b>1,785</b>	<b>13</b>

**Jeff Webb, 2005** Sr.

Date	Opponent	No.	Yds.	TD
S.3	UCLA	5	71	1
S.10	at Air Force*	8	91	0
S.17	at (9) Ohio State	4	18	0
S.24	San José State	8	133	1
O.1	Brigham Young*	13	129	0
O.8	at UNLV*	3	25	0
O.15	at Utah*	9	142	2
O.22	New Mexico*	9	132	2
O.29	(20) TCU*	9	50	1
N.12	at Colorado State*	4	61	1
N.19	Wyoming*	7	115	0
D.3	at Hawai'i (1K)	13	142	2
<b>TOTALS (12 games)</b>		<b>92</b>	<b>1,109</b>	<b>10</b>

**Vincent Brown, 2010** Sr.

Date	Opponent	No.	Yds.	TD
S.4	Nicholls State	5	39	0
S.11	at New Mexico State	5	99	0
S.18	at Missouri	5	17	0
S.25	Utah State	5	177	2
O.9	at Brigham Young*	6	101	1
O.16	(23) Air Force*	3	60	0
O.23	at New Mexico*	7	85	0
O.30	at Wyoming*	5	144	0
N.6	Colorado State*	3	40	0
N.13	at (3) TCU*	4	167	2
N.20	(25) Utah* (1K)	8	184	3
N.27	UNLV*	5	74	1
<b>TOTALS (12 games)</b>		<b>61</b>	<b>1,187</b>	<b>9</b>

**Poinsettia Bowl (San Diego, Calif.)**

D.23	Navy	8	165	1
<b>TOTALS (13 games)</b>		<b>69</b>	<b>1,352</b>	<b>10</b>

**DeMarco Sampson, 2010** Sr.

Date	Opponent	No.	Yds.	TD
S.4	N			



**Bold** indicates set by a current Aztec  
\* - Indicates conference game.

## ■ Team Records

### Most Plays

**Game:** 110, vs. North Texas, 11/22/69  
**Season:** 972, in 2013 (8-5)

### Fewest Plays

**Game:** 31, vs. Army (FWB), 12/23/17  
**Season:** 418, in 1959 (1-6-1)

### Most Yards

**Game:** 769, vs. New Mexico State, 11/15/69  
**Season:** 5,937, in 2010 (9-4)

### Fewest Yards

**Game:** 85, at TCU\*, 10/4/08  
**Season:** 1,397, in 1960 (1-6-1)

### Most Yards Per Game

**Season:** 527.9, in 1990 (6-5)

### Fewest Yards Per Game

**Season:** 174.6, in 1960 (1-6-1)

### Most Yards Per Play

**Season:** 6.86, in 2010 (9-4)

## MOST YARDAGE

Pl.	Opponent (Plays) Date	Yards
1.	vs. New Mexico State (81), Nov. 15, 1969	769
2.	vs. Mexico Poly (56), Sept. 17, 1966	730
3.	vs. Pacific (99), Sept. 14, 1991	699
4.	vs. Brigham Young* (79), Nov. 16, 1991	695
5.	vs. UTEP* (95), Nov. 24, 1990	688
	at New Mexico* (95), Nov. 17, 1990	688
7.	vs. Long Beach State (84), Oct. 24, 1987	676
8.	vs. (23) Hawaii* (83), Nov. 14, 1992	675
9.	at UNLV* (76), Nov. 16, 1996	670
10.	at Utah* (86), Sept. 30, 1989	659

## MOST OFFENSIVE PLAYS

Pl.	Opponent (Yards) Date	Plays
1.	vs. North Texas (634), Nov. 22, 1969	110
2.	vs. UTEP* (492), Nov. 17, 1979	102
3.	at (4) Brigham Young* (496), Sept. 22, 1990	101
4.	vs. Eastern Illinois (440), Aug. 31, 2013	99
	vs. Pacific (699), Sept. 14, 1991	99
	vs. North Texas (417), Dec. 4, 1971	99
7.	at (1) Miami (427), Nov. 30, 1991	97
	at Long Beach State (524), Oct. 28, 1978	97
9.	vs. (25) UCLA (380), Sept. 30, 1993	96
	at Wyoming* (530), Nov. 9, 1985	96
	at (19) Iowa State (496), Sept. 16, 1978	96

## SINGLE-SEASON HIGHS

Total Plays	Yards
1. 972, in 2013 (8-5)	1. 5,937, in 2010 (9-4)
2. 955, in 1991 (8-4-1)	2. 5,798, in 1990 (6-5)
3. 954, in 2002 (4-9)	3. 5,785, in 1995 (8-4)
4. 951, in 1989 (6-5-1)	4. 5,739, in 1991 (8-4-1)
5. 935, in 2011 (8-5)	5. 5,703, in 2016 (11-3)
6. 933, in 2019 (10-3)	6. 5,610, in 1989 (6-5-1)
7. 927, in 2015 (11-3)	7. 5,586, in 1993 (6-6)
8. 927, in 1990 (6-5)	8. 5,556, in 2011 (8-5)
9. 924, in 1987 (5-7)	9. 5,524, in 2013 (8-5)
10. 914, in 1993 (8-4)	10. 5,322, in 1969 (11-0)

### Yards Per Game

1. 532.2, in 1969 (11-0)	1. 62, in 2016 (11-3)
2. 527.9, in 1990 (6-5)	2. 61, in 1969 (11-0)
3. 482.1, in 1995 (8-4)	3. 58, in 2010 (9-4)
4. 478.3, in 1991 (8-4-1)	4. 57, in 2015 (11-3)
5. 476.5, in 1996 (8-3)	57, in 1990 (6-5)
6. 467.5, in 1989 (6-5-1)	6. 53, in 2011 (8-5)
7. 465.5, in 1993 (6-6)	7. 52, in 2017 (10-3)
8. 456.7, in 2010 (9-4)	8. 51, in 2012 (9-4)
9. 438.6, in 1987 (5-7)	51, in 1996 (8-3)
10. 436.8, in 1985 (5-6-1)	51, in 1995 (8-4)
	51, in 1993 (8-4)

### Touchdowns

## ■ Individual Records

### Most Plays

**Game:** 70, Todd Santos vs. Stanford, 10/17/87  
**Season:** 584, Matt Kofler, 1981  
**Career:** 1,822, Ryan Lindley, 2008-09-10-11

### Most Yards

**Game:** 528, David Lowery vs. Brigham Young\*, 11/16/91 and Dan McGwire at New Mexico\*, 10/17/87  
**Season:** 3,799, Ryan Lindley, 2010  
**Career:** 12,415, Ryan Lindley, 2008-09-10-11

### Touchdowns Responsible For

**Game:** 9, Dennis Shaw vs. New Mexico State, 11/15/69  
**Season:** 45, Dennis Shaw, 1969  
**Career:** 92, Ryan Lindley, 2008-09-10-11

### Games with 100 Yards Passing and 100 Yards Rushing

**Career:** 1, Kevin O'Connell at Brigham Young\*, 11/6/04 (229 passing, 101 rushing) and 1, Joe Turpin vs. Cal Poly SLO, 9/30/67 (102 passing, 116 rushing)

## SEASON

Pl.	Player, Season	Yards
1.	Ryan Lindley, 2010	3,799
2.	Todd Santos, 1987	3,688
3.	Dan McGwire, 1990	3,664
4.	Matt Kofler, 1981	3,528
5.	Kevin O'Connell, 2007	3,471
6.	Dan McGwire, 1989	3,423
7.	Billy Blanton, 1995	3,324
8.	Dennis Shaw, 1969	3,197
9.	Billy Blanton, 1996	3,161
10.	Adam Hall, 2002	3,143
11.	Ryan Lindley, 2011	3,102
12.	Kevin O'Connell, 2005	3,065
13.	Ryan Lindley, 2009	2,923
14.	Jesse Freitas, 1973	2,901
15.	Quinn Kaehler, 2013	2,898

## SEASON PER GAME

Pl.	Player, Season	YPG
1.	Dan McGwire, 1990	333.1
2.	Matt Kofler, 1981	320.7
3.	Todd Santos, 1987	307.3
4.	Ryan Lindley, 2010	292.2
5.	Dennis Shaw, 1969	290.6

## CAREER PER GAME

(minimum 15 attempts per game)

Pl.	Player, Seasons	YPG
1.	Dan McGwire, 1989-90	308.1
2.	Dennis Shaw, #1968-69	268.6
3.	Billy Blanton, 1993-94-95-96	258.5
4.	Ryan Lindley, 2008-09-10-11	253.4



RYAN LINDLEY

## TOTAL OFFENSE/CAREER

Pl.	Player	Seasons	Rush	Rush TDs	Passing	Pass TDs	Total Off.
1.	Ryan Lindley	2008-09-10-11	-275	2	12,690	90	12,415
2.	Todd Santos	1984-85-86-87	-912	1	11,425	70	10,513
3.	Kevin O'Connell	2004-05-06-07	1,312	19	7,689	46	9,001
4.	Billy Blanton	1993-94-95-96	-151	1	8,165	67	8,014
5.	Dan McGwire	1989-90	-397	3	7,484	43	7,087
6.	Donnel Pumphrey	2013-14-15-16	6,405	62	16	1	6,421
7.	David Lowery	1989-91-92-93	-68	4	5,998	44	5,930
8.	Brian Sipe	1969-70-71	-333	1	5,707	44	5,374
9.	Dennis Shaw	1968-69	47	14	5,324	58	5,371
10.	Christian Chapman	2015-16-17-18	90	1	5,085	39	5,175
11.	Adam Hall	2001-02-03	-166	1	5,173	24	5,007
12.	Quinn Kaehler	2013-14	-214	1	5,164	28	4,950
13.	Matt Kofler	1980-81	215	14	4,476	24	4,691
14.	Ryan Agnew	2016-17-18-19	342	1	4,189	24	4,531
15.	Tim Gutierrez	1992-93-94	-291	0	4,740	36	4,449
16.	Mark Halda	1977-78-79-80	-365	1	4,812	29	4,447
17.	Mark McKay	1982-83	-181	3	4,475	24	4,294
18.	Lon Sheriff	1999-00-01-02	-368	1	4,533	16	4,165
19.	Craig Penrose	1974-75	-248	2	4,343	25	4,095
20.	Jesse Freitas	1972-73	-123	4	4,193	28	4,070

## ■ Single-Game Total Offense Leaders

### TOTAL OFFENSE

Pl.	Player	Opponent, Date	Rushing	Passing	Total	TDRF
1.	David Lowery	vs. Brigham Young*, Nov. 16, 1991	-40	568	528	5
	Dan McGwire	at New Mexico*, Nov. 17, 1990	-2	530	528	2
3.	Dennis Shaw	vs. Southern Mississippi, Nov. 9, 1968	2	524	526	7
4.	Ryan Lindley	vs. (25) Utah*, Nov. 20, 2010	-10	528	518	4
5.	Matt Kofler	vs. (12) Iowa State, Oct. 10, 1981	73	444	517	5
6.	Mark McKay	at Hawaii*, Nov. 6, 1982	-3	513	510	1
7.	Todd Santos	vs. Stanford, Oct. 17, 1987	-32	536	504	5
8.	Dan McGwire	vs. Utah*, Sept. 30, 1989	-12	510	498	2
9.	Adam Hall	vs. Arizona State, Sept. 14, 2002	-19	516	497	3
10.	Adam Hall	at Idaho, Sept. 21, 2002	-10	506	496	5



# Total Offense



10 BOWL GAME APPEARANCES SINCE 2010 ► 21 CONFERENCE CHAMPIONSHIPS

AZTEC FOOTBALL MEDIA GUIDE

## ■ Annual Total Offense Leaders

Year	Player	Cl.	NR	CR	Pass	Rush	Total	TDR
1947	John Simcox	Jr.			317	295	612	8
1948	John Simcox	Sr.			665	88	753	6
1949	Leon Parma	Jr.			603	-30	573	9
1950	Art Preston	Jr.			0	780	780	7
1951	Jesse Thompson	Sr.			1,304	-113	1,191	13
1952	Norm Nygaard	So.			0	1,016	1,016	9
1953	Norm Nygaard	Jr.			0	889	889	12
1954	Norm Nygaard	Sr.			0	714	714	4
1955	Don Magee	So.			792	-155	637	4
1956	Claude Lewis	Sr.			0	470	470	4
1957	Joe Duke	So.			719	-3	716	5
1958	Joe Duke	Jr.			787	-122	665	7
1959	Joe Duke	Sr.			696	47	745	8
1960	Russ Boehmke	So.			293	111	404	2
1961	Wayne Sevier	Jr.			463	319	782	13
1962	Wayne Sevier	Sr.	3		578	289	867	9
1963	Rod Dowhower	Jr.	3		1,136	98	1,234	16
1964	Rod Dowhower	Sr.	1		1,728	6	1,734	27
1965	Don Horn	Jr.			1,688	-66	1,622	23
1966	Don Horn	Sr.	2		2,234	-38	2,196	21
1967	Joe Turpen	Jr.			495	284	779	11
1968	Dennis Shaw	Jr.			2,139	35	2,174	27
1969	Dennis Shaw	Sr.	1		3,185	12	3,197	45
1970	Brian Sipe	Jr.	7	1	2,618	-196	2,422	23
1971	Brian Sipe	Sr.	1		2,532	-204	2,328	17
1972	Bill Donckers	Sr.		5	1,325	223	1,558	14
1973	Jesse Freitas	Sr.	1	1	2,993	-92	2,901	23
1974	Craig Penrose	Jr.	20	4	1,683	-78	1,605	12
1975	Craig Penrose	Sr.	2	1	2,660	-191	2,469	15
1976	David Turner	Jr.			16	982	998	7
1977	Joe Davis	Sr.			2,260	-152	2,208	25
1978	Mark Halda	So.			2,262	-99	2,163	14
1979	Mark Halda	Jr.			1,684	-132	1,552	11
1980	Matt Kofler	Jr.			1,139	24	1,163	10
1981	Matt Kofler	Sr.			3,337	191	3,528	28
1982	Mark McKay	Jr.			1,985	4	1,989	12
1983	Mark McKay	Sr.			2,490	-185	2,305	15
1984	Todd Santos	Fr.			2,063	-233	1,830	9
1985	Todd Santos	So.			2,877	-111	2,766	21
1986	Todd Santos	Jr.			2,553	-324	2,229	15
1987	Todd Santos	Sr.	1	1	3,932	-244	3,688	26
1988	Brad Platt	Sr.			1,466	-190	1,276	6
1989	Dan McGwire	Jr.			3,651	-228	3,423	18
1990	Dan McGwire	Sr.			3,833	-169	3,664	28
1991	David Lowery	So.			2,575	15	2,590	22
1992	David Lowery	Jr.			2,632	-71	2,561	21
1993	Tim Gutierrez	Jr.			3,033	-209	2,824	24
1994	Tim Gutierrez	Sr.			1,575	-76	1,499	11
1995	Billy Blanton	Jr.			3,300	24	3,324	23
1996	Billy Blanton	Sr.			3,221	-60	3,161	30
1997	Kevin McKechnie	Sr.			1,449	-23	1,426	11
1998	Brian Russell	So.		11	1,438	176	1,614	13
1999	Jack Hawley	Jr.	3		1,942	90	2,032	16
2000	Lon Sheriff	So.	50	4	2,163	-162	2,001	7
2001	Larry Ned	Sr.		9	0	1,549	1,549	15
2002	Adam Hall	Jr.	10	1	3,253	-110	3,143	17
2003	Adam Hall	Sr.		5	1,320	-56	1,264	6
2004	Kevin O'Connell	Fr.	69	5	1,328	347	1,675	10
2005	Kevin O'Connell	So.	29	3	2,663	402	3,065	24
2006	Kevin O'Connell	Jr.			635	155	790	5
2007	Kevin O'Connell	Sr.	24	2	3,063	408	3,471	26
2008	Ryan Lindley	Fr.	42	4	2,653	-62	2,591	17
2009	Ryan Lindley	So.	39	3	3,054	-131	2,923	24
2010	Ryan Lindley	Jr.	14	1	3,830	-31	3,799	28
2011	Ryan Lindley	Sr.	42	3	3,153	-51	3,102	23
2012	Ryan Katz	Sr.			1,348	287	1,635	17
2013	Quinn Kaehler	Jr.	46	7	3,007	-109	2,898	20
2014	Quinn Kaehler	Sr.	97	10	2,052	-105	2,157	9
2015	Donnel Pumphrey	Jr.			16	1,653	1,669	18
2016	Donnel Pumphrey	Sr.	104	8	0	2,133	2,133	17
2017	Rashaad Penny	Sr.	88	9	0	2,248	2,248	23
2018	Ryan Agnew	Jr.	102	8	1,651	141	1,792	10
2019	Ryan Agnew	Sr.	77	7	2,462	116	2,578	15
2020	Greg Bell	Sr.			0	637	637	7

NR - national ranking in total yards per game. CR - conference ranking in total yards per game. TDR - touchdowns responsible for (passing TDs + rushing TDs).

## ■ Division I Era Team Records

### MOST FIRST DOWNS

Pl.	Opponent	Date	First Downs
1.	vs. Long Beach State	10/24/87	37
2.	vs. New Mexico State	11/15/69	36
3.	vs. UTEP*	11/24/90	35
	at New Mexico*	9/27/86	35
	vs. North Texas	11/24/73	35
6.	vs. Pacific	9/14/91	34
	at New Mexico*	11/17/90	34
	at Long Beach State	10/28/78	34
9.	vs. North Texas	11/22/69	33
10.	at New Mexico*	10/3/92	32
	at UTEP*	10/28/89	32
	vs. Utah*	9/12/87	32
	in a Mountain West game		
	at San José State*	11/4/17	31
	against a nationally ranked opponent		
	vs. (23) Hawai'i	11/14/92	30
	at (19) Iowa State	9/16/78	30

### MOST YARDS PER PLAY

Pl.	Opponent	Date	Yards/Play
1.	at Nevada*	11/12/16	10.16
2.	vs. San José State	10/21/95	9.98
3.	vs. New Mexico State	11/15/69	9.49
4.	vs. Army (AFB)	12/23/17	9.03
5.	vs. Navy	9/5/97	8.92
6.	vs. Portland State	9/22/07	8.90
7.	at UNLV*	11/16/96	8.82
8.	vs. Brigham Young*	11/16/91	8.80
9.	vs. Fresno State*	10/14/95	8.75
10.	vs. North Dakota	9/15/12	8.74
	against a nationally ranked opponent		
	vs. (25) Utah*	11/20/10	7.83
	vs. (13) Florida State	11/19/77	7.83


HB - Hawai'i Bowl; PB - Poinsettia Bowl.

## LARGEST TOTAL OFFENSE MARGIN

Pl.	Opponent	Date	Yards
1.	at San José State*	11/4/17	448
2.	vs. Eastern Illinois	10/6/01	403
3.	at Kansas	9/25/99	391
4.	vs. North Texas	11/24/73	387
	vs. New Mexico State	11/15/69	387
6.	vs. UTEP*	11/24/90	381
7.	vs. Cal State L.A.*	9/27/69	377
8.	vs. Nicholls	9/4/10	360
9.	vs. (23) Hawai'i*	11/14/92	358
10.	at Utah State*	10/31/20	355
	in a Mountain West game		
	at San José State*	11/4/17	448
	against a nationally ranked opponent		
	vs. (23) Hawai'i*	11/14/92	358

## MOST TIME OF POSSESSION (SINCE 1982)

Pl.	Opponent	Date	TOP
1.	at San José State*	11/4/17	43:19
2.	vs. (19) Stanford	9/16/17	41:14
3.	at Colorado State*	11/12/11	40:36
4.	at San José State*	10/19/19	40:22
5.	vs. Fresno State*	11/7/98	40:05
6.	vs. UC Davis	9/2/17	39:06
7.	at Brigham Young*	10/7/06	38:55
8.	vs. UNLV*	10/26/02	38:44
9.	vs. Long Beach State	10/14/89	38:35
10.	vs. Air Force*	9/11/88	38:30
	in a Mountain West game		
	at San José State*	11/4/17	43:19
	against a nationally ranked opponent		
	vs. (19) Stanford	9/16/17	41:14



# All-Purpose Yardage



10 BOWL GAME APPEARANCES SINCE 2010 ► 21 CONFERENCE CHAMPIONSHIPS

**Bold** indicates set by a current Aztec  
\* - Indicates conference game.

## Individual Records

### Most Yards

Season: 2,974, Rashaad Penny, 2017  
Career: 7,515, Donnel Pumphrey, 2013-14-15-16

### Most Yards Per Play

Season: 21.8, Derrick Lewis, 2000  
Career: 19.6, Patrick Rowe, 1987-88-90-91


## SEASON

Pl.	Player, Season (Plays)	Yards
1.	Rashaad Penny, 2017 (289)	2,974
2.	Donnel Pumphrey, 2016 (377)	2,370
3.	Marshall Faulk, 1993 (347)	2,174
4.	Donnel Pumphrey, 2015 (337)	2,069
5.	Donnel Pumphrey, 2014 (299)	2,027
6.	Ronnie Hillman, 2011 (335)	1,981
7.	George Jones, 1995 (317)	1,961
8.	Jim Sandusky, 1983 (103)	1,877
9.	Rashaad Penny, 2016 (171)	1,866
10.	J.R. Tolver, 2002 (136)	1,830
11.	Webster Slaughter, 1985 (134)	1,812

## ALL-PURPOSE YARDAGE/CAREER

Pl.	Player	Seasons	Rush	Rec.	KOR	PR	IR	Total
1.	Donnel Pumphrey	2013-14-15-16	6,405	1,041	69	0	0	7,515
2.	Rashaad Penny	2014-15-16-17	3,656	479	2,449	70	0	6,654
3.	Marshall Faulk	1991-92-93	4,589	973	33	0	0	5,595
4.	Darnay Scott	1991-92-93	118	3,139	1,399	2	0	4,658
5.	Monty Gilbreath	1986-87-88-89	29	2,241	1,543	795	0	4,608
6.	Colin Lockett	2010-11-12-13	190	1,999	2,187	0	0	4,376
7.	Juwan Washington	2016-17-18-19	2,699	284	1,017	0	0	4,000
8.	Vincent Brown	2007-08-09-10	34	3,110	767	46	0	3,957
9.	Patrick Rowe	1987-88-90-91	19	2,678	1,243	0	0	3,940
10.	Larry Ned	1998-99-00-01	3,562	343	0	0	0	3,905
11.	Az Hakim	1994-95-96-97	15	2,622	999	68	0	3,704
12.	J.R. Tolver	1999-00-01-02	34	3,572	66	5	0	3,677
13.	Chris Hardy	1983-84-85-86	2,341	616	685	-6	0	3,636
14.	Ronnie Hillman	2010-11	3,243	338	0	0	0	3,581
15.	Art Preston	1949-50-51	1,664	N/A	N/A	N/A	N/A	3,463
16.	Norm Nygaard	1952-53-54	2,619	92	457	37	38	3,243
17.	Adam Muema	2011-12-13	2,852	214	0	0	0	3,066

---  
**Jordan Byrd** 2018-19-20 **717** **83** **848** **134** **0** **1,782**



**DARNAY SCOTT**

12.	Marshall Faulk, 1992 (283)	1,758
13.	Patrick Rowe, 1990 (87)	1,712
14.	Larry Ned, 2001 (327)	1,687
15.	Darnay Scott, 1992 (93)	1,669
	David Turner, 1977 (27)	1,669

## SEASON PER GAME

Pl.	Player, Season	YPG
1.	Rashaad Penny, 2017	228.8
2.	Marshall Faulk, 1993	181.2
3.	Donnel Pumphrey, 2016	169.3
4.	George Jones, 1995	163.4
5.	Juwan Washington, 2018	162.6

## CAREER PER GAME

(minimum 15 games)

Pl.	Player, Seasons	YPG
1.	Marshall Faulk, 1991-92-93	174.8
2.	George Jones, 1995-96	156.1
3.	David Turner, 1976-77	151.3
4.	Darnay Scott, 1991-92-93	141.2
5.	Donnel Pumphrey, 2013-14-15-16	139.2

## Single-Game All-Purpose Leaders

Pl.	Player	Opponent, Date	Rush	Rec.	Other	Total
1.	Rashaad Penny	vs. Nevada*, Nov. 18, 2017	222	6	201	429
2.	Marshall Faulk	vs. Pacific, Sept. 14, 1991	386	11	25	422
3.	Darnay Scott	vs. UTEP*, Oct. 17, 1992	0	274	80	354
4.	Rashaad Penny	at Arizona State, Sept. 9, 2017	219	38	99	353
5.	Darnay Scott	vs. Brigham Young*, Nov. 16, 1991	0	243	104	347
6.	Patrick Rowe	at UCLA, Oct. 13, 1990	0	224	106	330
7.	Ron Slack	vs. Long Beach State, Oct. 14, 1989	197	57	68	322
8.	Larry Ned	vs. Eastern Illinois, Oct. 6, 2001	285	34	0	319
9.	Donnel Pumphrey	vs. California, Sept. 10, 2016	281	29	0	310
10.	George Jones	vs. Fresno State*, Oct. 14, 1995	270	36	0	306
11.	Ronnie Hillman	vs. Wyoming*, Oct. 29, 2011	224	81	0	305
12.	Marshall Faulk	vs. (23) Hawai'i*, Nov. 14, 1992	300	3	0	303
13.	Marshall Faulk	at Brigham Young*, Sept. 10, 1992	299	3	0	302

## Annual All-Purpose Leaders

Year	Player	Cl.	NR	CR	Rush	Rec.	PR	KR	IR	Yards
1970	Tim Delaney	Sr.			794					794
1971	Tom Reynolds	Sr.			1,070					1,070
1972	Tim Boyer	Jr.			464	91	324			879
1973	Keith Denson	Sr.			-21	922	339			1,240
1974	Dwight McDonald	Sr.			1,157					1,157
1975	Duke Ferguson	Sr.			-1	886	127			1,012
1976	David Turner	Jr.			982	72				1,054
1977	David Turner	Sr.			1,252	417				1,669
1978	Steve Stapler	Jr.			-1	490	13	552		1,054
1979	Tony Allen	Sr.			1,094	170				1,264
1980	Bobby Taylor	Sr.			-23	656				633
1981	Phil Smith	Jr.			-2	476		553		1,027
1982	Phil Smith	Sr.			68	355		450		873
1983	Jim Sandusky	Sr.	5	1	-15	1,171	381	340		1,877
1984	Mike Waters	Sr.			704	234		399		1,337
1985	Webster Slaughter	Sr.	10	1	58	1,071	270	413		1,812
1986	Chris Hardy	Sr.			947	287				1,234
1987	Paul Hewitt	Jr.			1,001	378				1,379
1988	Paul Hewitt	Sr.			1,055	140				1,195
1989	Monty Gilbreath	Sr.			29	903	173	206		1,311
1990	Patrick Rowe	Jr.			-4	1,392		324		1,712
1991	Marshall Faulk	Fr.	3	1	1429	201		33		1,663
1992	Marshall Faulk	So.	3	1	1,630	128				1,758
1993	Marshall Faulk	Jr.			1,530	644				2,174
1994	Curtis Shearer	Sr.			9	737		630		1,376
1995	George Jones	Jr.			1,842	119				1,961
1996	George Jones	Sr.			968	119				1,087
1997	Jonas Lewis	So.		17	1,021	36		42		1,099
1998	Damon Gourdine	Jr.	26	4	26	649	294	539		1,508
1999	Larry Ned	Jr.			9	894	161			1,055
2000	Derrick Lewis	Jr.	75	4	20	782	56	296		1,154
2001	Larry Ned	Sr.	13	2	1,549	138				1,687
2002	J.R. Tolver	Sr.	24	1	40	1,785		5		1,830
2003	Lynell Hamilton	Fr.	47	3	1,087	100				1,187
2004	Brandon Bomes	Fr.		9	578	27		294		899
2005	Jeff Webb	Sr.			12	1,109				1,121
2006	Atiyah Henderson	Fr.			764	78				842
2007	Brett Swain	Sr.		10	3	973	88			973
2008	Atiyah Henderson	Jr.			490	228				718
2009	Vincent Brown	Jr.			10	778	33	220		1,041
2010	Ronnie Hillman	Fr.	42	1	1,532	68				1,600
2011	Ronnie Hillman	So.	15	1	1,711	270				1,981
2012	Adam Muema	So.	42	5	1,458	147				1,605
2013	Colin Lockett	Sr.	33	3	52	736		761		1,549
2014	Donnel Pumphrey	So.	8	2	1,867	160				2,027
2015	Donnel Pumphrey	Jr.	12	3	1,653	416				2,069
2016	Donnel Pumphrey	Sr.	7	2	2,133	231		6		2,370
2017	Rashaad Penny	Sr.	1	1	2,248	135	70	521		2,974
2018	Juwan Washington	Jr.			999	73		391		1,463
2019	<b>Jordan Byrd</b>	<b>So.</b>			<b>355</b>	<b>64</b>	<b>93</b>	<b>319</b>		<b>831</b>
2020	<b>Greg Bell</b>	<b>Sr.</b>	<b>71</b>	<b>12</b>	<b>637</b>	<b>114</b>	<b>0</b>	<b>0</b>		<b>751</b>

NR - national ranking in yards per game. CR - conference ranking in yards per game. In some cases, SDSU had a player with a higher YPG average but the player listed as the annual leader is the individual with the most yards in the season.



# Scoring



10 BOWL GAME APPEARANCES SINCE 2010 ▶ 21 CONFERENCE CHAMPIONSHIPS

**Bold** indicates set by a current Aztec  
 \* - Indicates conference game  
 ^ - Indicates Division I era record

## ■ Team Records

### Most Points

**Quarter:** 31, Cal State Fullerton\*, 10/4/75  
**Half:** 49, vs. New Mexico State, 11/15/69  
**Game:** 72, vs. UC Santa Barbara\*, 11/21/53  
**Season:** 493 in 2016 (11-3)

### Fewest Points

**Game:** 0, many times, most recent:  
 vs. Ohio (FriB), 12/19/18  
**Season:** 50, in 1942 (0-6-1) and 1921 (4-6)

### Most Points Per Game

**Season:** 42.2, in 1969 (11-0)

### Fewest Points Per Game

**Season:** 6.5, in 1955 (2-8)

### Most Touchdowns

**Quarter:** 4, 13 times, most recent:  
 vs. Fresno State, 11-26-94  
**Half:** 7 vs. New Mexico State, 11-15-69  
**Game:** 10 vs. New Mexico State, 11-15-69  
**Season:** 66 in 1969 (11-0)

### Most Field Goals

**Game:** 4, nine times, most recent:  
 at Utah State\*, 10/26/16  
**Season:** 21, 2016

## MOST POINTS/QUARTER

Pl.	Opponent (Quarter)	Date	Points
1.	vs. Cal State Fullerton* (1st)	Oct. 4, 1975	31
2.	vs. Long Beach State (3rd)	Sept. 8, 1991	30
	vs. Northern Illinois (3rd)	Oct. 21, 1967	30
4.	vs. Fresno State* (4th)	Nov. 26, 1994	28
	vs. Navy (2nd)	Sept. 3, 1994	28
	at New Mexico* (2nd)	Nov. 17, 1990	28
	vs. Utah* (2nd)	Nov. 3, 1990	28
	vs. Utah* (1st)	Sept. 12, 1987	28
	vs. Hawaii* (1st)	Nov. 22, 1986	28
	vs. (12) Iowa State (3rd)	Oct. 10, 1981	28
	vs. New Mexico State (2nd)	Nov. 16, 1974	28

vs. New Mexico State (2nd)	Nov. 15, 1969	28
vs. Southern Mississippi (4th)	Nov. 9, 1968	28

## MOST POINTS/GAME

Pl.	Opponent, Date	Points
1.	vs. UC Santa Barbara*, Nov. 21, 1953	72
2.	vs. California Christian, Oct. 1, 1927	71
3.	vs. New Mexico State, Nov. 15, 1969	70
4.	vs. Cal Poly SLO*, Oct. 5, 1963	69
5.	vs. Southern Mississippi, Nov. 9, 1968	68
6.	vs. Utah*, Nov. 3, 1990	66
7.	vs. UC Santa Barbara*, Nov. 14, 1970	64
	vs. Cal State L.A.*, Oct. 27, 1951	64
9.	vs. UTEP*, Nov. 21, 1981	59
	vs. Cal State Fullerton*, Oct. 4, 1975	59
	vs. Cal Poly SLO*, Oct. 3, 1964	59
12.	vs. UTEP*, Nov. 24, 1990	58
	vs. Pacific*, Nov. 8, 1969	58
	vs. Weber State, Sept. 23, 1967	58
	at El Centro J.C.*, Nov. 5, 1924	58

## MOST POINTS/SEASON

Pl.	Season (Record)	Points
1.	2016 (11-3)	493
2.	1969 (11-0)	464
3.	1990 (6-5)	459
4.	2010 (9-4)	455
5.	2015 (11-3)	450
6.	1996 (8-3)	428
7.	2012 (9-4)	427
8.	1964 (8-2)	423
9.	1993 (6-6)	413
10.	1991 (8-4-1)	403
11.	1995 (8-4)	401
12.	2017 (10-3)	400
13.	2013 (8-5)	387
	2011 (8-5)	387
15.	1968 (9-0-1)	377

## ■ Individual Records

### Most Points

**Game:** 44, Marshall Faulk vs. Pacific, 9/14/91  
**Season:** 168, Rashaad Penny, 2017  
**Career:** 402, Donnel Pumphrey, 2013-14-15-16



JOHN BARON II

### Most Touchdowns

**Game:** 7, Marshall Faulk vs. Pacific, 9/14/91  
**Season:** 28, Rashaad Penny, 2017  
**Career:** 67, Donnel Pumphrey, 2013-14-15-16

### Most Points Kick Scoring

**Game:** 16, five times, most recent:  
 John Baron II at Utah State, 10/28/16  
**Season:** 119, John Baron II, 2016  
**Career:** 338, Andy Trakas, 1989-90-91-92

### Most Extra Points

**Game:** 10, Al Limahelu vs. New Mexico State, 11/22/69  
**Season:** 59, Al Limahelu, 1969  
**Career:** 170, Andy Trakas, 1989-90-91-92

### Best Extra-Point Percentage

**Season:** 100.0%, 18 times, most recent:  
**Matt Araiza (28-28), 2019**  
**Career:** 100.0%, Donny Hageman (94-94), 2014-15;  
 Marco Morales (50-50), 1982-83  
 and Steve Duncan (40-40), 1977-78

### Most Two-Point Conversions

**Season:** 3, Mario Mendez, 1963  
**Career:** 5, Mario Mendez, 1961-62-63

### Most Field Goals

**Game:** 4, nine times, most recent:  
 John Baron II at Utah State\*, 10/28/16  
**Season:** 22, Matt Araiza, 2019  
**Career:** 56, Andy Trakas, 1989-90-91-92

### Most Field Goals Attempted

**Game:** 5, four times, most recent:  
 J.C. Mejia vs. Wyoming\*, 10/25/03  
**Season:** 29, J.C. Mejia, 2003  
**Career:** 82, Andy Trakas, 1989-90-91-92

### Highest Field Goal Percentage

**Season:** .913 (21-23), John Baron II, 2016  
 (min. 10 att.)  
**Career:** .875 (28-32), Chris O'Brien, 1984-85  
 (min. 25 att.)

### Most Consecutive Field Goals Made

**Career:** 18, Chris O'Brien, 1984-85



MARSHALL FAULK

## SCORING/CAREER

Pl.	Player	Seasons	TD	FG	PAT1	PAT2	S/DXP	Points
1.	Donnel Pumphrey	2013-14-15-16	67	0-0	0-0	0-0	0	402
2.	Marshall Faulk	1991-92-93	62	0-0	0-0	1-2	0	376
3.	Andy Trakas	1989-90-91-92	0	56-82	170-178	0-0	0	338
4.	Rashaad Penny	2014-15-16-17	52	0-0	0-0	0-0	0	312
5.	Peter Holt	1993-94-95-96	0	48-72	158-169	0-0	0	302
6.	John Baron II	2016-17-18	0	50-60	135-137	0-0	0	285
7.	Garrett Palmer	2004-05-06-07	0	48-67	116-121	0-0	0	260
8.	Nate Tandberg	1997-98-99-00	0	46-80	101-104	0-0	0	239
9.	Ronnie Hillman	2010-11	38	0-0	0-0	0-0	0	228
10.	Adam Muema	2011-12-13	36	0-0	0-0	2-2	0	220
11.	Larry Ned	1998-99-00-01	36	0-0	0-0	0-0	0	216
12.	George Jones	1995-96	34	0-0	0-0	1-2	0	206
13.	Donny Hageman	2014-15	0	37-47	94-94	0-0	0	205
14.	Paul Hewitt	1987-88	34	0-0	0-0	0-0	0	204
15.	Art Preston	1949-50-51	32	0-0	0-0	0-0	0	192
---								
	<b>Matt Araiza</b>	<b>2019-20</b>	<b>0</b>	<b>32-40</b>	<b>51-52</b>	<b>0-0</b>	<b>0</b>	<b>147</b>



## ■ Points

### SEASON

Pl.	Player, Season (How Scored)	Points
1.	Rashaad Penny, 2017 (28 TD)	168
2.	Marshall Faulk, 1993 (24 TD)	144
	Paul Hewitt, 1987 (24 TD)	144
4.	Marshall Faulk, 1991 (23 TD, 1 2XP)	140
5.	George Jones, 1995 (23 TD)	138
6.	Donnel Pumphrey, 2015 (20 TD)	120
	Donnel Pumphrey, 2014 (20 TD)	120
	Ronnie Hillman, 2011 (20 TD)	120
9.	John Baron II, 2016 (56 XP, 21 FG)	119
10.	Ronnie Hillman, 2010 (18 TD)	108
	Tom Reynolds, 1969 (18 TD)	108
12.	Andy Trakas, 1990 (53 XP, 18 FG)	107
13.	Abelardo Perez, 2010 (54 XP, 17 FG)	105
14.	Donnel Pumphrey, 2016 (17 TD)	102
	Adam Muema, 2012 (17 TD)	102

## ■ Touchdowns

### SEASON

Pl.	Player, Season	TDs
1.	Rashaad Penny, 2017	28
2.	Marshall Faulk, 1993	24
	Paul Hewitt, 1987	24
4.	George Jones, 1995	23
	Marshall Faulk, 1991	23
6.	Donnel Pumphrey, 2015	20
	Donnel Pumphrey, 2014	20
	Ronnie Hillman, 2011	20
9.	Ronnie Hillman, 2010	18
	Tom Reynolds, 1969	18
11.	Rashaad Penny, 2016	16
	Jim Allison, 1964	16
13.	Adam Muema, 2013	15
	Larry Ned, 2001	15
	Marshall Faulk, 1992	15

### CAREER

Pl.	Player, Seasons	TDs
1.	Donnel Pumphrey, 2013-14-15-16	67
2.	Marshall Faulk, 1991-92-93	62
3.	Rashaad Penny, 2014-15-16-17	52
4.	Ronnie Hillman, 2010-11	38
5.	Adam Muema, 2011-12-13	36
	Larry Ned, 1998-99-00-01	36
7.	George Jones, 1995-96	34
	Paul Hewitt, 1987-88	34
9.	Juwan Washington, 2016-17-18-19	31
10.	Will Blackwell, 1994-95-96	25
	Darmay Scott, 1991-92-93	25
	Casey Brown, 1982-83-84-85	25
	Tom Reynolds, 1969-70-71	25
14.	Vincent Brown, 2007-08-09-10	23
	Chris Hardy, 1983-84-85-86	23

## ■ Kicking Points

### SEASON

Pl.	Player, Season (How Scored)	Points
1.	John Baron II, 2016 (56 XP, 21 FG)	119
2.	Donny Hageman, 2015 (57 XP, 17 FG)	108
3.	Andy Trakas, 1990 (53 XP, 18 FG)	107
4.	Abelardo Perez, 2010 (54 XP, 17 FG)	105
5.	Peter Holt, 1993 (45 XP, 16 FG)	103
6.	Donny Hageman, 2014 (37 XP, 20 FG)	97
7.	<b>Matt Araiza, 2019 (28 XP, 22 FG)</b>	<b>94</b>
8.	Chris O'Brien, 1985 (39 XP, 17 FG)	90
9.	John Baron II, 2017 (52 XP, 12 FG)	88
10.	Peter Holt, 1996 (41 XP, 15 FG)	86
	Andy Trakas, 1989 (38 XP, 16 FG)	86
12.	Tommy Kirovski, 2002 (32 XP, 17 FG)	83

13.	Chance Marden, 2012 (51 XP, 10 FG)	81
	Garrett Palmer, 2005 (36 XP, 15 FG)	81
15.	John Baron II, 2018 (27 XP, 17 FG)	78
	Andy Trackas, 1992 (39 XP, 13 FG)	78

### CAREER

Pl.	Player, Seasons	Points
1.	Andy Trakas, 1989-90-91-92	338
2.	Peter Holt, 1993-94-95-96	302
3.	John Baron II, 2016-17-18	285
4.	Garrett Palmer, 2004-05-06-07	260
5.	Nate Tandberg, 1997-98-99-00	246
6.	Donny Hageman, 2014-15	205
7.	Abelardo Perez, 2010-11	170
8.	<b>Matt Araiza, 2019-20</b>	<b>147</b>
9.	Chris O'Brien, 1984-85	146
10.	Tommy Kirovski, 2001-02	133
	Tyler Ackerson, 1987-88	133
12.	Steve LaPlant, 1975-76	131
13.	Benny Ricardo, 1973-74	125
14.	Al Limahelu, 1969-70	118
15.	Marco Morales, 1982-83	116

## ■ PATs

### SEASON

Pl.	Player, Season	PAT
1.	Al Limahelu, 1969	59
2.	Donny Hageman, 2015	57
3.	John Baron II, 2016	56
4.	Abelardo Perez, 2010	54
5.	Andy Trakas, 1990	53
6.	John Baron II, 2017	52
7.	Chance Marden, 2012	51
8.	Abelardo Perez, 2011	47
9.	Peter Holt, 1993	45
10.	Al Limahelu, 1970	44
11.	Peter Holt, 1996	41
12.	Peter Holt, 1995	40
	Andy Trakas, 1991	40
14.	Andy Trackas, 1992	39
	Chris O'Brien, 1985	39
	Benny Ricardo, 1973	39

### CAREER

Pl.	Player, Seasons	PAT
1.	Andy Trakas, 1989-90-91-92	170
2.	Peter Holt, 1993-94-95-96	158
3.	John Baron II, 2016-17-18	135
4.	Garrett Palmer, 2004-05-06-07	116
5.	Al Limahelu, 1969-70	103
6.	Abelardo Perez, 2010-11	101
	Nate Tandberg, 1997-98-99-00	101
8.	Donny Hageman, 2014-15	94
9.	Benny Ricardo, 1973-74	71
10.	Chris O'Brien, 1984-85	62
11.	Tyler Ackerson, 1987-88	58
12.	Benny Ricardo, 1973-74	71
13.	Chris O'Brien, 1984-85	62
14.	Tyler Ackerson, 1987-88	58
15.	Lane Yoshida, 2008-09	57

---  
**Matt Araiza, 2019** **51**

## ■ Annual Scoring Leaders

Year	Player	Cl.	NR	CR	TDs	1XP	2XP	FGs	Pts.	
1947	John Simcox	Jr.			7	0	0	0	42	
1948	Dick Simmons	Jr.			5	0	0	0	30	
1949	Jim Simmons	Jr.			9	0	0	0	54	
1950	Art Preston	Jr.			11	0	0	0	66	
1951	Art Preston	Sr.			14	0	0	0	84	
1952	Norm Nygaard	So.			9	0	0	0	54	
1953	Norm Nygaard	Jr.			12	0	0	0	72	
1954	Verne Dodds	Sr.			5	8	0	0	38	
1955	Braxton Pinkins	So.			2	0	0	0	12	
	Jim Pyles	So.			2	0	0	0	12	
	Hugh Simpson	Sr.			2	0	0	0	12	
	Al Canizales	Jr.			2	0	0	0	12	
1956	Harold Jackson	Jr.			7	0	0	0	42	
1957	Cecil McGehee	Jr.			3	0	0	0	18	
	Al Silva	So.			3	0	0	0	18	
1958	Bob Ball	So.			6	0	0	0	36	
1959	Dick Morris	Jr.			4	5	0	1	32	
1960	Dick Morris	Sr.			5	3	0	0	33	
1961	Wayne Sevier	Jr.			8	7	2	0	59	
1962	Kern Carson	Jr.		1	12	0	0	0	72	
1963	Kern Carson	Sr.		2	12	0	0	0	72	
1964	Jim Allison	Sr.		2	16	0	0	0	96	
1965	Gary Garrison	Sr.			14	0	0	0	84	
1966	Craig Scoggins	Sr.		1	8	19	0	2	73	
1967	Dick Wood	Jr.			0	32	0	4	44	
1968	Tom Nettles	Sr.			14	0	0	0	84	
1969	Tom Reynolds	Sr.		2	18	0	0	0	108	
1970	Ken Burrow	Sr.		2	12	0	1	0	74	
1971	Adam Victoria	Jr.		3	9	0	0	0	54	
1972	Dennis Haughan	Jr.		8	2	16	0	6	46	
1973	Keith Denson	Sr.		2	11	0	0	0	66	
1974	Benny Ricardo	Sr.		3	0	32	0	10	62	
1975	Steve LaPlant	Jr.	25	3	0	35	0	13	74	
1976	Steve LaPlant	Sr.			0	21	0	12	57	
1977	Ronnie Smith	Sr.			14	0	0	0	84	
1978	Steven Duncan	Sr.			0	23	0	15	68	
1979	Tony Allen	Sr.			10	0	0	0	60	
1980	Matt Kofler	Jr.			7	0	0	0	42	
1981	Dave Meyer	Jr.			0	31	0	7	52	
1982	Marco Morales	Jr.			0	34	0	14	76	
1983	Jim Sandusky	Sr.			8	0	0	0	48	
1984	Casey Brown	Jr.			10	0	0	0	60	
1985	Chris O'Brien	Sr.			0	39	0	17	90	
1986	Chris Hardy	Sr.			12	0	0	0	72	
1987	Paul Hewitt	Jr.			24	0	0	0	144	
1988	Tyler Ackerson	Sr.			0	20	0	14	62	
1989	Andy Trakas	Fr.			0	38	0	16	86	
1990	Andy Trakas	So.	5	1	0	53	0	18	107	
1991	Marshall Faulk	Fr.	1	1	23	0	1	0	140	
1992	Marshall Faulk	So.	3	1	15	0	1	0	92	
1993	Marshall Faulk	Jr.	2	1	24	0	0	0	144	
1994	Wayne Pittman	Sr.			13	0	0	0	78	
1995	George Jones	Jr.	2	1	23	0	0	0	138	
1996	Peter Holt	Sr.			0	41	0	15	86	
1997	Nate Tandberg	Fr.			0	28	0	13	67	
1998	Nate Tandberg	So.			0	24	0	8	48	
1999	Nate Tandberg	Jr.		4	0	31	0	13	70	
2000	Nate Tandberg	Sr.		9	0	18	0	12	54	
2001	Larry Ned	Sr.	26	4	15	0	0	0	90	
2002	J.R. Tolver	Sr.	78	6	14	0	2	0	86	
2003	J.C. Mejia	Sr.	87	7	0	20	0	18	74	
2004	Garrett Palmer	Fr.			7	0	26	0	62	
2005	Garrett Palmer	So.			6	0	36	0	81	
2006	Garrett Palmer	Jr.			0	20	0	8	44	
2007	Garrett Palmer	Sr.			10	0	34	0	73	
2008	Lane Yoshida	Jr.			18	0	27	0	8	51
2009	Lane Yoshida	Sr.			11	0	30	0	10	60
2010	Ronnie Hillman	Fr.	32	1	18	0	0	0	108	
2011	Ronnie Hillman	So.	16	1	20	0	0	0	120	
2012	Adam Muema	So.	56	2	17	0	0	0	102	
2013	Adam Muema	Jr.	75	10	15	0	2	0	94	
2014	Donnel Pumphrey	So.	17	2	20	0	0	0	120	
2015	Donnel Pumphrey	Jr.	37	3	20	0	0	0	120	
2016	John Baron II	So.	35	4	0	56	0	21	119	
2017	Rashaad Penny	Sr.	2	1	28	0	0	0	168	
2018	John Baron II	Sr.	127	13	0	27	0	17	78	
2019	<b>Matt Araiza</b>	<b>Fr.</b>	<b>76</b>	<b>5</b>	<b>0</b>	<b>18</b>	<b>0</b>	<b>22</b>	<b>94</b>	
2020	<b>Matt Araiza</b>	<b>So.</b>	<b>97</b>	<b>7</b>	<b>0</b>	<b>23</b>	<b>0</b>	<b>10</b>	<b>53</b>	

NR - national ranking in points per game. CR - conference ranking in points per game.





## ■ Single-Game Scoring Leaders

### MOST POINTS

Pl.	Player	(Rk.) Opponent	TD	FG	1XP	2XP S/DX	Total	
1.	Marshall Faulk	vs. Pacific, Sept. 14, 1991	7	0	0	1	0	44
2.	Tim Delaney	vs. New Mexico State, Nov. 15, 1969	6	0	0	0	0	36
3.	George Jones	at New Mexico*, Oct. 19, 1996	5	0	0	1	0	32
4.	George Jones	vs. Fresno State*, Oct. 14, 1995	5	0	0	0	0	30
	Marshall Faulk	at Hawaii*, Oct. 5, 1991	5	0	0	0	0	30
6.	Rashaad Penny	vs. Army (AFB), Dec. 23, 2017	4	0	0	0	0	24
	Rashaad Penny	vs. Nevada*, Nov. 18, 2017	4	0	0	0	0	24
	Donnel Pumphrey	vs. UNLV*, Sept. 27, 2014	4	0	0	0	0	24
	Adam Muema	at Wyoming*, Nov. 24, 2012	4	0	0	0	0	24
	Ronnie Hillman	vs. Fresno State, Dec. 3, 2011	4	0	0	0	0	24
	Ronnie Hillman	vs. Washington State, Sept. 17, 2011	4	0	0	0	0	24
	Ronnie Hillman	vs. Navy (PB), Dec. 2, 2010	4	0	0	0	0	24
	Ronnie Hillman	at New Mexico State, Sept. 11, 2010	4	0	0	0	0	24
	Larry Ned	vs. Wyoming*, Nov. 17, 2001	4	0	0	0	0	24
	Will Blackwell	at California, Sept. 14, 1996	4	0	0	0	0	24
	Marshall Faulk	at Hawaii*, Oct. 19, 1993	4	0	0	0	0	24
	Marshall Faulk	vs. (20) Hawaii*, Nov. 14, 1992	4	0	0	0	0	24
	Paul Hewitt	vs. Air Force*, Sept. 11, 1988	4	0	0	0	0	24
	Marv Owens	vs. Southern Mississippi, Oct. 10, 1970	4	0	0	0	0	24

### MOST TOUCHDOWNS

Pl.	Player	(Rk.) Opponent	Rush	Rec	KOR	PR	Def	Total
1.	Marshall Faulk	vs. Pacific, Sept. 14, 1991	7	0	0	0	0	7
2.	Tim Delaney	vs. New Mexico State, Nov. 15, 1969	0	6	0	0	0	6
3.	George Jones	at New Mexico*, Oct. 19, 1996	5	0	0	0	0	5
	George Jones	vs. Fresno State*, Oct. 14, 1995	5	0	0	0	0	5
	Marshall Faulk	at Hawaii*, Oct. 5, 1991	5	0	0	0	0	5
6.	Rashaad Penny	vs. Army (AFB), Dec. 23, 2017	4	0	0	0	0	4
	Rashaad Penny	vs. Nevada*, Nov. 18, 2017	2	0	1	1	0	4
	Donnel Pumphrey	vs. UNLV*, Sept. 27, 2014	4	0	0	0	0	4
	Adam Muema	at Wyoming*, Nov. 24, 2012	4	0	0	0	0	4
	Ronnie Hillman	vs. Fresno State, Dec. 3, 2011	4	0	0	0	0	4
	Ronnie Hillman	vs. Washington State, Sept. 17, 2011	4	0	0	0	0	4
	Ronnie Hillman	vs. Navy (PB), Dec. 2, 2010	4	0	0	0	0	4
	Ronnie Hillman	at New Mexico State, Sept. 11, 2010	4	0	0	0	0	4
	Larry Ned	vs. Wyoming*, Nov. 17, 2001	4	0	0	0	0	4
	Will Blackwell	at California, Sept. 14, 1996	0	4	0	0	0	4
	Marshall Faulk	at Hawaii*, Oct. 19, 1993	4	0	0	0	0	4
	Marshall Faulk	vs. (20) Hawaii*, Nov. 14, 1992	4	0	0	0	0	4
	Paul Hewitt	vs. Air Force*, Sept. 11, 1988	4	0	0	0	0	4
	Marv Owens	vs. Southern Mississippi, Oct. 10, 1970	4	0	0	0	0	4

### MOST PAT

Pl.	Player (Rk.)	(Rk.) Opponent, Date	PAT
1.	Al Limahelu	vs. New Mexico State, Nov. 15, 1969	10
2.	Andy Trakas	vs. Utah*, Nov. 3, 1990	9
3.	Peter Holt	vs. Hawaii*, Oct. 11, 1996	8
	Steve LaPlant	vs. Cal State Fullerton*, Oct. 4, 1975	8
	Dave Meyer	vs. UTEP*, Nov. 21, 1981	8
6.	John Baron II	at San José State*, Nov. 4, 2017	7
	John Baron II	vs. Hawaii*, Nov. 5, 2016	7
	Donny Hageman	at UNLV*, Nov. 21, 2015	7
	Wes Feer	vs. Buffalo (FIPB), Dec. 21, 2013	7
	Chance Marden	vs. Hawaii*, Oct. 6, 2012	7
	Chance Marden	vs. North Dakota, Sept. 15, 2012	7
	Abelardo Perez	vs. Cal Poly SLO, Sept. 3, 2011	7
	15 other occasions with		7

### MOST FIELD GOALS MADE

Pl.	Player	(Rk.) Opponent, Date	Made	Missed	FGs
1.	John Baron II	at Utah State*, Oct. 28, 2016	4	0	4
	Wes Feer	vs. Eastern Illinois, Aug. 31, 2013	4	0	4
	J.C. Mejia	vs. Wyoming*, Oct. 25, 2003	4	1	4
	Tommy Kirovski	at Hawaii*, Dec. 7, 2002	4	1	4
	Peter Holt	vs. Idaho, Sept. 7, 1996	4	0	4
	Peter Holt	vs. Minnesota, Sept. 25, 1993	4	1	4
	Marco Morales	vs. UNLV*, Sept. 25, 1982	4	0	4
	Steve LaPlant	at Oregon State, Sept. 13, 1975	4	0	4
	Benny Ricardo	at UTEP*, Sept. 28, 1974	4	2	4



## ■ PAT Percentage

### SEASON

Pl.	Player, Season	Pct.	XP-A
1.	Donny Hageman, 2015	1.000	57-57
	Andy Trakas, 1990	1.000	53-53
	John Baron II, 2017	1.000	52-52
	Andy Trakas, 1992	1.000	39-39
	Tyler Ackerson, 1989	1.000	38-38
	Donny Hageman, 2014	1.000	37-37
	Marco Morales, 1982	1.000	34-34
	Peter Holt, 1994	1.000	32-32
	Ed Corral, 1980	1.000	31-31
	<b>Matt Araiza, 2019</b>	<b>1.000</b>	<b>28-28</b>
	Nate Tandberg, 1997	1.000	28-28
	John Baron II, 2018	1.000	27-27
	Steve Duncan, 1978	1.000	23-23
	Steve LaPlant, 1976	1.000	21-21
	Garrett Palmer, 2006	1.000	20-20
	Nate Tandberg, 2000	1.000	18-18
	Steve Duncan, 1977	1.000	17-17
	Marco Morales, 1983	1.000	16-16

### CAREER

Pl.	Player, Seasons	Pct.	XP-A
1.	Donny Hageman, 2014-15	1.000	94-94
	Marco Morales, 1982-83	1.000	50-50
	Steve Duncan, 1977-78	1.000	40-40
4.	John Baron II, 2016-17-18	.985	135-137
5.	Tyler Ackerson, 1987-88	.983	58-59
6.	<b>Matt Araiza, 2019</b>	<b>.981</b>	<b>51-52</b>
	Chance Marden, 2012	.981	51-52
8.	Nate Tandberg, 1997-98-99-00	.971	101-104
9.	Abelardo Perez, 2010-11	.962	101-105
10.	Garrett Palmer, 2004-05-06-07	.959	116-121
11.	Andy Trakas, 1989-90-91-92	.955	170-178
12.	Al Limahelu, 1969-70	.954	103-108
13.	Ed Corral, 1979-80	.950	38-40
14.	Chris O'Brien, 1984-85	.939	62-66
15.	Peter Holt, 1993-94-95-96	.935	158-169

## ■ Field Goals

### SEASON

Pl.	Player, Season	FGs
1.	<b>Matt Araiza, 2019</b>	<b>22</b>
2.	John Baron II, 2016	21
3.	Donny Hageman, 2014	20
4.	J.C. Mejia, 2003	18
	Andy Trakas, 1990	18
6.	John Baron II, 2018	17

Donny Hageman, 2015	17
Abelardo Perez, 2010	17
Tommy Kirovski, 2002	17
Chris O'Brien, 1985	17
11. Peter Holt, 1993	16
Andy Trakas, 1989	16
13. Garrett Palmer, 2005	15
Peter Holt, 1996	15
Steve Duncan, 1978	15

### CAREER

Pl.	Player, Seasons	FGs
1.	Andy Trakas, 1989-90-91-92	56
2.	John Baron II, 2016-17-18	50
3.	Garrett Palmer, 2004-05-06-07	48
	Peter Holt, 1993-94-95-96	48
5.	Nate Tandberg, 1997-98-99-00	46
6.	Donny Hageman, 2014-15	37
7.	<b>Matt Araiza, 2019-20</b>	<b>32</b>
8.	Chris O'Brien, 1984-85	28
9.	Tommy Kirovski, 2001-02	27
10.	Tyler Ackerson, 1987-88	25
	Steve LaPlant, 1975-76	25
12.	Abelardo Perez, 2010-11	23
	Marco Morales, 1982-83	22
14.	Lane Yoshida, 2008-09	18
	J.C. Mejia, 2003	18

## ■ Field-Goal Percentage

### SEASON

(minimum 10 attempts)

Pl.	Player, Season	Pct.	FG-A
1.	John Baron II, 2016	.913	21-23
2.	Chris O'Brien, 1985	.895	17-19
3.	Garrett Palmer, 2005	.882	15-17
4.	Garrett Palmer, 2007	.867	13-15
5.	<b>Matt Araiza, 2019</b>	<b>.846</b>	<b>22-26</b>
	Chris O'Brien, 1984	.846	11-13
7.	John Baron II, 2017	.800	12-15
	Donny Hageman, 2014	.800	20-25
9.	Peter Holt, 1996	.789	15-19
10.	John Baron II, 2018	.773	17-22
	Donny Hageman, 2015	.773	17-22
	Abel Perez, 2010	.773	17-22
13.	Tommy Kirovski, 2001	.769	10-13
14.	Marco Morales, 1982	.737	14-19
15.	Tyler Ackerson, 1987	.733	11-15

# Scoring/Kickoffs



10 BOWL GAME APPEARANCES SINCE 2010 ► 21 CONFERENCE CHAMPIONSHIPS



MATT ARAIZA

## CAREER

(minimum 25 attempts)

Pl. Player, Seasons	Pct.	FG-A
1. Chris O'Brien, 1984-85	.875	28-32
2. John Baron II, 2016-17	.833	50-60
3. <b>Matt Araiza, 2019-20</b>	<b>.800</b>	<b>32-40</b>
4. Donny Hageman, 2014-15	.787	37-47
5. Marco Morales, 1982-83	.733	22-30
6. Garrett Palmer, 2004-05-06-07	.716	48-67
7. Tyler Ackerson, 1987-88	.714	25-35
8. Steve Duncan, 1977-78	.690	20-29
9. Andy Trakas, 1989-90-91-92	.683	56-82
10. Tommy Kirovski, 2001-02	.675	27-40
11. Peter Holt, 1993-94-95-96	.667	48-72
12. Abelardo Perez, 2010-11	.662	23-37
13. Lane Yoshida, 2008-09	.621	18-29
J.C. Mejia, 2003	.621	18-29
Benny Ricardo, 1973-74	.621	18-29

## ■ Kickoffs

### SEASON (SINCE 2005)

Pl. Player, Season	KO
1. John Baron II, 2016	94
2. Donny Hageman, 2015	86
Abelardo Perez, 2010	86
4. John Baron II, 2017	77
5. Abelardo Perez, 2011	70
6. Seamus McMorrow, 2012	68
7. <b>Matt Araiza, 2019</b>	<b>65</b>
8. John Baron II, 2018	62
9. Garrett Palmer, 2007	60
Michael Hughes, 2005	60
11. Lane Yoshida, 2009	54

12. Seamus McMorrow, 2014	52
13. Lane Yoshida, 2008	50
14. Seamus McMorrow, 2013	48
15. <b>Matt Araiza, 2020</b>	<b>41</b>

### CAREER (SINCE 2005)

Pl. Player, Seasons	KO
1. John Baron II, 2016-17-18	233
2. Seamus McMorrow, 2012-13-14	168
3. Abelardo Perez, 2010-11	156
4. <b>Matt Araiza, 2019-20</b>	<b>106</b>
5. Donny Hageman, 2014-15	105
6. Lane Yoshida, 2008-09	104
7. Garrett Palmer, 2006-07	97
8. Michael Hughes, 2005	60
9. Wes Feer, 2012-13	26
10. Chance Marden, 2012	5
11. Bryan Shields, 2009	2

## ■ Kickoff Yards

### SEASON (SINCE 2005)\*

Pl. Player, Season	Yards
1. John Baron II, 2016	5,891
2. Abelardo Perez, 2010	5,797
3. Donny Hageman, 2015	5,407
4. John Baron II, 2017	4,843
5. Abelardo Perez, 2011	4,762
6. Seamus McMorrow, 2012	4,268
7. <b>Matt Araiza, 2019</b>	<b>4,057</b>
8. John Baron II, 2018	3,894
9. Garrett Palmer, 2007	3,646
10. Michael Hughes, 2005	3,469
11. Lane Yoshida, 2009	3,394

12. Seamus McMorrow, 2014	3,273
13. Lane Yoshida, 2008	3,169
14. Seamus McMorrow, 2013	2,969
15. <b>Matt Araiza, 2020</b>	<b>2,637</b>

### CAREER (SINCE 2005)\*

Pl. Player, Seasons	Yards
1. John Baron II, 2016-17-18	14,628
2. Abelardo Perez, 2010-11	10,559
3. Seamus McMorrow, 2012-13-14	10,510
4. <b>Matt Araiza, 2019</b>	<b>6,694</b>
5. Donny Hageman, 2014-15	6,599
6. Lane Yoshida, 2008-09	6,563
7. Garrett Palmer, 2006-07	5,779
8. Michael Hughes, 2005	3,469
9. Wes Feer, 2012-13	1,600
10. Chance Marden, 2012	252

## ■ Kickoff Average

### SEASON (SINCE 2005)\*

Pl. Player, Season (KO-KO Yds.)	Avg.
1. Abelardo Perez, 2011 (70-4,762)	68.03
2. Abelardo Perez, 2010 (86-5,797)	67.41
3. <b>Matt Araiza, 2020 (41-2,637)</b>	<b>64.31</b>
4. Lane Yoshida, 2008 (50-3,169)	63.38
5. Wes Feer, 2013 (21-1,330)	63.33
6. Seamus McMorrow, 2014 (52-3,273)	62.94
7. John Baron II, 2017 (77-4,843)	62.90
8. Donny Hageman, 2015 (86-5,407)	62.87
9. Lane Yoshida, 2009 (54-3,394)	62.85
10. John Baron II, 2018 (62-3,894)	62.81
11. Seamus McMorrow, 2012 (68-4,268)	62.76
12. Donny Hageman, 2014 (19-1,192)	62.74
13. John Baron II, 2016 (94-5,891)	62.67
14. <b>Matt Araiza, 2019 (65-4,057)</b>	<b>62.42</b>
15. Seamus McMorrow, 2013 (48-2,969)	61.85

### CAREER (SINCE 2005)\*

Pl. Player, Seasons (KO-KO Yds.)	Avg.
1. Abelardo Perez, 2010-11 (156-10,559)	67.69
2. <b>Matt Araiza, 2019-20 (106-6,694)</b>	<b>63.15</b>
3. Lane Yoshida, 2008-09 (104-6,563)	63.11
4. Donny Hageman, 2014-15 (105-6,599)	62.85
5. John Baron II, 2016-17-18 (233-14,628)	62.78
6. Seamus McMorrow, 2012-13-14 (168-10,510)	62.56
7. Wes Feer, 2012-13 (26-1,600)	61.54
8. Garrett Palmer, 2006-07 (97-5,779)	59.58
9. Michael Hughes, 2005 (60-3,469)	57.82
10. Chance Marden, 2012 (5-252)	50.40

## ■ Touchbacks

### SEASON (SINCE 2005)\*

Pl. Player, Season	TB
1. <b>Matt Araiza, 2019</b>	<b>51</b>
2. John Baron II, 2018	45
3. John Baron II, 2017	33
John Baron II, 2016	33
Seamus McMorrow, 2012	33
6. <b>Matt Araiza, 2020</b>	<b>28</b>
Abelardo Perez, 2010	28
8. Donny Hageman, 2015	24
Abelardo Perez, 2011	24
10. Seamus McMorrow, 2013	18
11. Seamus McMorrow, 2014	13
12. Michael Hughes, 2005	10
13. Wes Feer, 2013	9
14. Garrett Palmer, 2006	6
15. Garrett Palmer, 2007	5
Donny Hageman, 2014	5

### CAREER (SINCE 2005)\*

Pl. Player, Seasons	TB
1. John Baron II, 2016-17-18	111
2. <b>Matt Araiza, 2019-20</b>	<b>79</b>
3. Seamus McMorrow, 2012-13-14	64
4. Abelardo Perez, 2010-11	52
5. Donny Hageman, 2014-15	29
6. Garrett Palmer, 2006-07	11
7. Michael Hughes, 2005	10
8. Wes Feer, 2013	9
9. Lane Yoshida, 2008-09	4

## ■ Touchback Pct.

### SEASON (SINCE 2005)\*

Pl. Player, Season (TB/KO)	Pct.
1. <b>Matt Araiza, 2019 (51/65)</b>	<b>78.46</b>
2. John Baron II, 2018 (45/62)	72.58
3. <b>Matt Araiza, 2020 (28/41)</b>	<b>68.29</b>
4. Seamus McMorrow, 2012 (33/68)	48.53
5. John Baron II, 2017 (33/77)	42.86
Wes Feer, 2013 (9/21)	42.86
7. Seamus McMorrow, 2013 (18/48)	37.50
8. John Baron II, 2016 (33/94)	35.11
9. Abelardo Perez, 2011 (24/70)	34.29
10. Abelardo Perez, 2010 (28/86)	32.56
11. Donny Hageman, 2015 (24/86)	27.91
12. Donny Hageman, 2016 (5/19)	26.32
13. Seamus McMorrow, 2014 (13/52)	25.00
14. Michael Hughes, 2005 (10/60)	16.67
15. Garrett Palmer, 2006 (6/37)	16.22

### CAREER (SINCE 2005)\*

Pl. Player, Seasons (TB/KO)	Pct.
1. <b>Matt Araiza, 2019-20 (79/106)</b>	<b>74.52</b>
2. John Baron II, 2016-17-18 (111/233)	47.64
3. Seamus McMorrow, 2012-13-14 (64/168)	38.10
4. Wes Feer, 2012-13 (9/26)	34.62
5. Abelardo Perez, 2010-11 (52/156)	33.33
6. Donny Hageman, 2014-15 (29/105)	27.62
7. Michael Hughes, 2005 (10/60)	16.67
8. Garrett Palmer, 2006-07 (11/97)	11.34
9. Lane Yoshida, 2008-09 (4/104)	3.85

\* The starting kickoff location was the 30-yard line from 2007-11 and the 35-yard line all other mentioned years





**Bold** indicates set by a current Aztec  
\* - Indicates conference game

## ■ Team Records

### Fewest Points Allowed

**Game:** 0, many times, most recent: vs. Weber State, 8/31/19  
**Season:** 16, in 1937 (7-1)  
**DI Era:** 123, in 1970 (9-2)

### Most Points Allowed

**Game:** 70, at New Mexico\*, 11/18/08  
**Season:** 446, in 2008 (2-10)

### Fewest Points Allowed Per Game

**Season:** 2.0, in 1937 (7-1)  
**DI Era:** 11.2, in 1970 (9-2)

### Most Points Allowed Per Game

**Season:** 37.2, in 2008 (2-10)

### Fewest Total Plays Allowed

**Game:** 41, at Wyoming\*, 11/4/06  
**Season:** 524, in 1954 (5-4)  
**DI Era:** 520, in 2020 (4-4)

### Most Total Plays Allowed

**Game:** 111, vs. TCU\*, 11/24/07  
**Season:** 1,003, in 2002 (4-9)

### Fewest Total Off. Yards Allowed

**Game:** 55, vs. Cal Western, 11/27/65  
**Season:** 1,964, in 1965 (8-2)  
**DI Era:** 2,263, in 1970 (9-2)

### Most Total Offense Yards Allowed

**Game:** 767, vs. Brigham Young\*, 11/16/91  
**Season:** 5,978, in 2007 (4-8)

### Fewest Total Off. Per Game Allowed

**Season:** 255.5, in 1975 (8-3)

### Most Total Off. Per Game Allowed

**Season:** 498.2, in 2007 (4-8)

### Fewest First Downs Allowed

**Game:** 5, vs. Weber State, 8/31/09  
**Season:** 86, in 1953 (5-3-1)

### Most First Downs Allowed

**Game:** 39, vs. TCU\*, 11/24/07  
**Season:** 322, in 2007 (4-8)

### Fewest Rushing Attempts Allowed

**Game:** 17, at San Jose State\*, 10/19/19, and vs. Idaho State, 9/4/04  
**Season:** 323, in 1963 (7-2)

### Most Rushing Attempts Allowed

**Game:** 87, vs. Army (AFB), 12/23/17  
**Season:** 1,964, in 1965 (8-2)  
**DI Era:** 639, in 1983 (2-9-1)

### Fewest Rushing Yards Allowed

**Game:** -95, vs. Cal Western, 10/27/65  
**Season:** 510, in 1965 (8-2)

### Most Rushing Yards Allowed

**Game:** 539, at Air Force\*, 9/2/89  
**Season:** 3,323, in 1983 (2-9-1)

### Fewest Rushing TDs Allowed

**Game:** 0, many times, most recent: at No. 15/16 Brigham Young, 12/12/20  
**Season:** 4, in 1967 (10-1) and 1965 (8-2)

### Most Rushing TDs Allowed

**Game:** 8, at New Mexico\*, 10/18/08 and at Air Force\*, 11/17/07  
**Season:** 36, in 1987 (5-7)

### Most Quarterback Sacks (Since 1982)

**Game:** 9, vs. New Mexico\*, 10/12/91 and at Hawaii\*, 10/31/87  
**Season:** 42, in 1991

### Fewest Quarterback Sacks (Since 1982)

**Game:** 0, many times, most recent: at Nevada\*, 11/21/20  
**Season:** 13, in 2008

### Fewest Passing Attempts Allowed

**Game:** 3, vs. Air Force\*, 10/25/86  
**Season:** 125, in 1958 (3-5)

### Most Passing Attempts Allowed

**Game:** 72, vs. California, 9/10/16  
**Season:** 488, in 2013 (8-5)

### Fewest Passing Completions Allowed

**Game:** 1, four times, most recent: vs. Army West Point (AFB), 12/23/17  
**Season:** 47, in 1953 (5-3-1)

### Most Passing Completions Allowed

**Game:** 42, at Fresno State\*, 9/29/12 and vs. Portland State, 9/22/07  
**Season:** 285, in 1995 (8-4)

### Fewest Passing Yards Allowed

**Game:** 2, vs. Utah State, 11/30/74  
**Season:** 657, in 1953 (5-3-1)

### Most Passing Yards Allowed

**Game:** 599, vs. Brigham Young\*, 11/16/91  
**Season:** 3,643, in 1991 (8-4-1)

### Fewest Passing TDs Allowed

**Game:** 0, many times, most recent: vs. Central Michigan, 12/21/19 (NMB)  
**Season:** 4, three times, most recent: 1976 (10-1)

### Most Passing TDs Allowed

**Game:** 6, at Idaho, 9/21/02 and vs. Brigham Young, 11/16/91  
**Season:** 31, in 2002 (4-9)

### Most Interceptions

**Game:** 7, vs. UC Santa Barbara\*, 11/22/51  
**Season:** 36, in 1969 (11-0)

### Most Interceptions Returned For TDs

**Game:** 2, three times, most recent: vs. Hawaii\*, 11/5/16  
**Season:** 5, in 2016 (11-3)

## DIVISION I ERA BESTS

### FEWEST TOTAL OFFENSE YARDS ALLOWED

Pl. (Rk.)	Opponent, Date	Yards
1.	at North Texas, Sept. 19, 1970	59
2.	San José State*, Oct. 17, 1970	88
3.	Fresno State*, Oct. 3, 2015	89
4.	UNLV*, Oct. 8, 2016	122
5.	at Fresno State*, Oct. 11, 1975	124
6.	Cal State L.A.*, Sept. 27, 1969	125
7.	Cal State L.A.*, Sept. 26, 1970	126
8.	at Long Beach State, Nov. 20, 1976	135
9.	Fresno State*, Nov. 7, 1998	136
10.	New Hampshire, Sept. 3, 2016	141
11.	at New Mexico*, Nov. 3, 2018	142
12.	at San José State*, Oct. 17, 2015	148

13.	at Oregon State, Sept. 13, 1975	152
14.	Weber State, Aug. 31, 2019	154
15.	Pacific*, Oct. 9, 1971	158

### FEWEST RUSHING YARDS ALLOWED

Pl. (Rk.)	Opponent, Date	Yards
1.	Cal State L.A.*, Sept. 27, 1969	-44
2.	at Brigham Young*, Sept. 16, 1995	-16
3.	at San José State*, Oct. 4, 1969	-8
4.	at North Texas, Sept. 19, 1970	-6
5.	at Brigham Young*, Nov. 11, 1978	-5
6.	at Kansas, Sept. 25, 1999	0
7.	Hawaii*, Nov. 22, 1986	1
8.	at California, Sept. 18, 1982	2
	San José State*, Oct. 17, 1970	2
10.	Fresno State*, Oct. 31, 1970	4
11.	North Texas, Nov. 24, 1973	8
	UTEP*, Nov. 24, 1990	8
13.	Oregon State, Sept. 21, 2013	10
14.	Long Beach State, Sept. 6, 1986	11
15.	Fresno State*, Oct. 3, 2015	12
	at (14) Pacific*, Nov. 7, 1970	12

### FEWEST PASSING YARDS ALLOWED

Pl. (Rk.)	Opponent, Date	Yards
1.	Utah State, Nov. 30, 1974	2
2.	Cal State L.A.*, Sept. 26, 1970	5
3.	vs. Army (AFB), Dec. 23, 2017	6
	at Colorado State*, Oct. 20, 1979	6
5.	UNLV*, Oct. 8, 2016	9
6.	at (19) Iowa State, Sept. 16, 1978	11
7.	Navy (PB), Dec. 23, 2014	17
8.	at Air Force*, Sept. 29, 1990	21
9.	Air Force*, Oct. 25, 1986	24
	(18) Air Force*, Dec. 3, 1983	24
	Pacific*, Nov. 11, 1972	24
12.	West Texas State, Nov. 4, 1972	27
13.	Long Beach State*, Nov. 20, 1970	29
14.	Long Beach State*, Nov. 13, 1971	32
15.	at Air Force*, Sept. 23, 2017	33
	vs. North Carolina, Dec. 19, 1998 (LVB)	33

MWCC - Mountain West Championship game; HB - Hawaii Bowl; LVB - Las Vegas Bowl; PB - Poinsettia Bowl

## SINGLE SEASON BESTS

Total Points Per Gm.	Rushing Yards Per Gm.
1. 7.1, in 1964 (8-2)	1. 51.0, in 1965 (8-2)
2. 8.7, in 1965 (8-2)	2. 61.7, in 1964 (8-2)
3. 9.8, in 1966 (11-0)	3. 74.7, in 1966 (11-0)
4. 11.2, in 1970 (9-2)	4. 75.4, in 2019 (10-3)
5. 11.4, in 1976 (10-1)	5. 80.0, in 1967 (10-1)
6. 11.7, in 1973 (9-1-1)	6. 98.2 in 2020 (4-4)
7. 12.0, in 1951 (10-0-1)	7. 100.1, in 1968 (9-0-1)
8. 12.7, in 2019 (10-3)	8. 103.8, in 2018 (7-6)
9. 12.9, in 1967 (10-1)	9. 105.7, in 2016 (11-3)
10. 13.0, in 1972 (10-1)	10. 106.9, in 1969 (11-0)

Total Offense Per Gm.	Passing Yards Per Gm.
1. 169.4, in 1965 (8-2)	1. 72.7, in 1953 (5-3-1)
2. 189.6, in 1953 (5-3-1)	2. 88.0, in 1954 (5-4)
3. 192.6, in 1964 (8-2)	3. 89.9, in 1951 (10-0-1)
4. 205.7, in 1970 (9-2)	4. 95.0, in 1962 (8-2)
5. 220.9, in 1966 (11-0)	5. 96.5, in 1970 (9-2)
6. 235.3, in 1962 (8-2)	6. 107.6, in 1958 (1-6-1)
7. 239.6, in 1951 (10-0-1)	7. 108.2, in 1961 (7-2-1)
8. 240.4, in 1954 (5-4)	8. 111.6, in 1976 (10-1)
9. 244.6, in 1963 (7-2)	9. 117.4, in 1950 (5-3-1)
10. 253.5, in 1967 (10-1)	10. 118.8, in 1955 (2-8)

### Interceptions

1. 36, in 1969 (11-0)	1. 391, in 1973 (9-1-1)
2. 32, in 1951 (10-0-1)	2. 368, in 1995 (8-4)
3. 31, in 1973 (9-1-1)	3. 364, in 2016 (11-3)
4. 26, in 2016 (11-3)	4. 342, in 1980 (4-8)
26, in 1995 (8-4)	5. 306, in 2005 (5-7)
26, in 1968 (9-0-1)	6. 308, in 2015 (11-3)
7. 24, in 1954 (5-4)	7. 301, in 1974 (8-2-1)
8. 23, in 2015 (11-3)	8. 297, in 1986 (8-4)
23, in 1964 (8-2)	9. 288, in 1979 (8-3)
23, in 1962 (8-2)	10. 271, in 1977 (10-1)
11. 22, in 1979 (8-3)	11. 268, in 1982 (7-5)
22, in 1977 (10-1)	

### INT. Returned For TDs

1. 5, in 2016 (11-3)
2. 4, in 2015 (11-3)
3. 3, in 2012 (9-4)
3, in 2005 (5-7)
3, in 1979 (8-3)
3, in 1979 (9-2)
7. 2, in 2020 (4-4)
2, in 2008 (2-10)
2, in 2007 (4-8)
2, in 2004 (4-7)
2, in 2002 (4-9)
2, in 2000 (3-8)
2, in 1999 (5-6)
2, in 1996 (8-3)
2, in 1984 (4-7-1)
2, in 1975 (8-3)
2, in 1969 (11-0)

## ■ Individual Records

### Most Total Tackles

**Game:** 22, Russell Allen at Utah, 10/13/07  
**Season:** 198, Rick Carusa, 1980  
**Career:** 407, Whip Walton, 1974-75-76-77

### Most Unassisted Tackles

**Game:** 17, Matt McCoy at Michigan, 9/18/04 (since 1972)  
**Season:** 108, Rick Carusa, 1980 (since 1979)  
**Career:** 241, Kirk Morrison, 2001-02-03-04 (since 1979)

### Most Assisted Tackles

**Game:** 17, three times, most recent: Jack Eaton at Utah\*, 9/17/83 (since 1972)  
**Season:** 93, Alan Dale, 1981 (since 1979)  
**Career:** 161, Russell Allen, 2005-06-07-08 (since 1979)

### Most Tackles For Loss

**Game:** 6, Michael Duran at Utah\*, 10/23/99  
**Season:** 33, Kabeer Gbaja-Biamila, 1998  
**Career:** 67.0, Kabeer Gbaja-Biamila, 1996-97-98-99

### Most Sacks

**Game:** 5.0, Mike Douglass at UTEP, 10/30/76  
**Season:** 21.0, Mike Douglass, 1976  
**Career:** 33.0, Kabeer Gbaja-Biamila, 1996-97-98-99

### Most Interceptions

**Game:** 4, Dick Adair vs. New Mexico State, 10/15/49  
**Season:** 12, Ed Ricketts, 1951  
**Career:** 17, Damontae Kazee, 2013-14-15-16

### Most Interception Return Yardage

**Game:** 146, Ricky Parker at Oklahoma, 9/9/95  
**Season:** 223, Tony Nixon, 1984  
**Career:** 313, Ricky Parker, 1993-94-95-96



## ■ Single-Game Defensive Leaders

### MOST TACKLES

Pl.	Player	(Rk.) Opponent, Date	Tackles
1.	Russell Allen	at Utah*, Oct. 13, 2007	22
2.	Corey Boudreaux	vs. Air Force*, Oct. 11, 2008	21
	Alan Dale	vs. (12) Iowa State, Oct. 10, 1981	21
	Ty Youngs	vs. Iowa State, Nov. 27, 1971	21
5.	Lee Brannon	vs. Hawai'i*, Oct. 15, 1988	20
	Whip Walton	vs. Tulsa, Oct. 29, 1977	20
7.	Heath Farwell	at Air Force*, Nov. 13, 2004	19
	Kirk Morrison	at Air Force*, Nov. 13, 2004	19
	Lyndon Earley	at Utah*, Oct. 29, 1988	19
	Jack Eaton	at Utah*, Sept. 17, 1983	19
	Scott Carter	at Miami, Nov. 18, 1978	19
	Scott Carter	at UTEP*, Sept. 23, 1978	19

### MOST TACKLES/TWO PLAYERS COMBINED

Pl.	Player	(Rk.) Opponent, Date	Tackles
1.	Corey Boudreaux (21), Andrew Preston (18)	vs. Air Force*, Oct. 11, 2008	39
2.	Heath Farwell (19), Kirk Morrison (19)	vs. Air Force*, Nov. 13, 2004	38
	Ty Youngs (21), Bill Ferguson (17)	vs. Iowa State, Nov. 27, 1971	38
4.	Russell Allen (22), Ray Bass (14)	at Utah, Oct. 13, 2007	36
5.	Bobby Henderson (18), Joe Amaral (16)	vs. Kent State, Sept. 30, 1973	34

### MOST UNASSISTED TACKLES

since 1972

Pl.	Player	(Rk.) Opponent, Date	Tackles
1.	Matt McCoy	at (17) Michigan, Sept. 18, 2004	17
2.	Andy Osborne	at Hawai'i*, Oct. 25, 1997	15
3.	Corey Boudreaux	vs. Air Force*, Oct. 11, 2008	14
	Rico Curtis	vs. Air Force*, Oct. 2, 1999	14
5.	Nat Berhe	at Nevada*, Oct. 20, 2012	13
	Robert Griffith	at UCLA, Oct. 13, 1990	13
	Mark Sims	vs. Bowling Green, Nov. 23, 1974	13
	Ken Jackson	vs. Pacific*, Nov. 11, 1972	13
9.	Andrew Preston	vs. Air Force*, Oct. 11, 2008	12
	Jomar Butler	at Brigham Young*, Oct. 21, 2000	12
	Jason Moore	at Colorado State*, Oct. 26, 1996	12
	Darrell Lewis	vs. Air Force*, Oct. 24, 1992	12
	Todd Richards	vs. Oregon, Oct. 26, 1985	12

### MOST ASSISTED TACKLES

(since 1979)

Pl.	Player (Rk.)	(Rk.) Opponent, Date	Tackles
1.	Jack Eaton	at Utah*, Sept. 17, 1983	17
	Bill Fairbrother	at Oklahoma State, Sept. 26, 1981	17
	Travis Hitt	vs. New Mexico, Nov. 27, 1976	17
4.	Bill Fairbrother	vs. Hawai'i*, Oct. 24, 1981	16
	Scott Carter	at UTEP*, Sept. 23, 1978	16
6.	Alan Dale	vs. (12) Iowa State, Oct. 10, 1981	15
	Whip Walton	vs. Brigham Young, Oct. 2, 1976	15
8.	Whip Walton	vs. UNLV, Oct. 22, 1977	14
9.	Lee Brannon	vs. Hawai'i*, Oct. 15, 1988	13
	nine other occasions with		13

### MOST TACKLES FOR LOSS

(since 1979)

Pl.	Player	(Rk.) Opponent, Date	TFL
1.	Michael Duran	at Utah*, Oct. 23, 1999	6.0
2.	Joseph Tuipala	at Hawai'i*, Nov. 18, 1995	5.0
3.	Russell Allen	at San José State, Sept. 13, 2008	4.5
	Siaosi Fifita	vs. Wyoming*, Nov. 3, 2007	4.5
5.	Jay Henderson	vs. Northern Illinois, Sept. 30, 2017	4.0
	Calvin Munson	at San José State*, Oct. 17, 2015	4.0
	Miles Burris	vs. Colorado State*, Nov. 6, 2010	4.0
	B.J. Williams	at (17) Brigham Young, Nov. 8, 2008	4.0
	Andy Osborne	at Fresno State*, Nov. 15, 1997	4.0
	Kabeer Gbaja-Biamila	at Wyoming*, Nov. 1, 1997	4.0
	Lou Foster	vs UTEP*, Nov. 24, 1990	4.0
	Ron Spears	vs. UNLV*, Oct. 11, 1980	4.0

### MOST SACKS

(since 1976)

Pl.	Player	(Rk.) Opponent, Date	Sacks
1.	Mike Douglass	at UTEP, Oct. 30, 1976	5.0
2.	Andy Coviello	vs. New Mexico*, Oct. 12, 1991	4.5
3.	Kyle Kelley	vs. Cincinnati, Dec. 24, 2015 (HB)	3.5
	Levi Esene	vs. Brigham Young*, Nov. 29, 1986	3.5
5.	Jay Henderson	vs. Northern Illinois, Sept. 30, 2017	3.0
	Calvin Munson	at San José State*, Oct. 17, 2015	3.0
	Heath Farwell	vs. Nevada, Sept. 25, 2004	3.0
	Blake Lobel	at (17) Michigan, Sept. 18, 2004	3.0
	Kabeer Gbaja-Biamila	vs. Southern Florida, Sept. 4, 1999	3.0
	Kabeer Gbaja-Biamila	vs. UNLV*, Oct. 18, 1997	3.0
	Andy Coviello	vs. Wyoming*, Nov. 2, 1991	3.0
	Eric Duncan	vs. (20) Brigham Young*, Nov. 5, 1988	3.0
	Brett Faryniarz	vs. Colorado State*, Nov. 14, 1987	3.0
	Brett Faryniarz	at Hawai'i*, Oct. 31, 1987	3.0
	James Johnson	at UTEP*, Sept. 24, 1983	3.0

### MOST PASSES DEFLECTED/PBU

(since 1979)

Pl.	Player	(Rk.) Opponent, Date	PD
1.	Darrell Lewis	at Hawai'i*, Oct. 9, 1993	8
2.	J.J. Whittaker	vs. Nevada*, Oct. 4, 2013	5
3.	Mike Fox	vs. Oklahoma State, Nov. 27, 1982	5
	Mike Fox	vs. (12) Iowa State, Oct. 10, 1981	5
5.	Luq Barcoo	vs. Brigham Young, Nov. 30, 2019	4
	nine other occasions with		4

### MOST FORCED FUMBLES

Pl.	Player	(Rk.) Opponent, Date	FF
1.	Darren Hall	at New Mexico State, Sept. 14, 2019	2
	12 other occasions with		2

### MOST FUMBLE RECOVERIES

(since 1972)

Pl.	Player	(Rk.) Opponent, Date	FR
1.	Kirk Morrison	at New Mexico*, Nov. 9, 2002	2
	Brad Hicks	vs. New Mexico*, Nov. 17, 1984	2
	Gary Nobles	vs. Long Beach State, Oct. 23, 1982	2
	Terrell Ward	at New Mexico*, Oct. 6, 1979	2
	Kevin Feeney	vs. Arkansas State, Sept. 12, 1976	2
	Rance Olison	vs. (13) Houston, Oct. 6, 1973	2

### MOST INTERCEPTIONS

Pl.	Player	(Rk.) Opponent, Date	Int.
1.	Dick Adair	vs New Mexico State, Oct. 15, 1949	4
2.	Luq Barcoo	at Colorado State*, Oct. 5, 2019	3
	Damontae Kazee	vs. San Diego, Sept. 5, 2015	3
	Ed Ricketts	vs. Marines, Oct. 13, 1951	3
5.	Luq Barcoo	vs. Fresno State*, Nov. 15, 2019	2
	Tariq Thompson	vs. New Mexico*, Nov. 24, 2017	2
	Tariq Thompson	vs. Northern Illinois, Sept. 30, 2017	2
	34 other occasions with		2

### MOST INTERCEPTION RETURN YARDAGE


(since 1969)

Pl.	Player	(Rk.) Opponent, Date	Yards
1.	Ricky Parker	at Oklahoma, Sept. 9, 1995	146
2.	Harold Hicks	vs. Hawai'i*, Nov. 22, 1986	133
3.	Dave Croudip	vs. Long Beach State, Oct. 23, 1982	100
4.	Terrell Ward	at New Mexico*, Oct. 6, 1979	98
5.	Tory Nixon	at Air Force*, Sept. 1, 1984	97

### MOST INTERCEPTIONS RETURNED FOR A TOUCHDOWN

Pl.	Player	(Rk.) Opponent, Date	TDs
1.	Calvin Munson	vs. San Diego, Sept. 5, 2015	2
2.	Darren Hall	at Colorado, Nov. 28, 2020	1
	<b>Segun Olubi</b>	<b>vs. Hawai'i, Nov. 14, 2020</b>	<b>1</b>
	Tariq Thompson	vs. Northern Illinois, Sept. 30, 2017	1
	Damontae Kazee	vs. Hawai'i*, Nov. 5, 2016	1
	Ron Smith	vs. Hawai'i*, Nov. 5, 2016	1
	Malik Smith	at Utah State*, Oct. 28, 2016	1
	Ronley Lakalaka	vs. California, Sept. 10, 2016	1
	51 other occasions with		1





WHIP WALTON

**Most Interceptions Returned For TDs**  
**Game:** 2, Calvin Munson vs. USD, Sept. 5, 2015  
**Season:** 2, Ron Smith, 2016, Calvin Munson, 2015 and Leon McFadden, 2012  
**Career:** 3, Calvin Munson, 2013-14-15-16 and Ricky Parker, 1993-94-95-96

**Most Passes Defended**  
**Game:** 8, Darrell Lewis at Hawaii\*, 10/9/93  
**Season:** 22, Marlon Andrews, 1990  
**Career:** 39, Leon McFadden, 2009-10-11-12

**Most Forced Fumbles (since 1980)**  
**Game:** 2, 13 times, most recent: Darren Hall at New Mexico State, 9/14/19  
**Season:** 6, Kevin Mitchell, 1980  
**Career:** 11, Robert Griffith, 1990-91-92

**Most Fumble Recoveries (since 1972)**  
**Game:** 2, seven times, most recent: Kirk Morrison at New Mexico\*, 11/9/02  
**Season:** 6, Kevin Mitchell, 1980  
**Career:** 10, Kirk Morrison, 2001-02-03-04

## ■ Tackles

### SEASON

(since 1972)

Pl. Player, Season	Tackles
1. Rick Carusa, 1980	198
2. Whip Walton, 1976	184
3. Whip Walton, 1977	171
4. Bobby Henderson, 1974	165
5. Bobby Henderson, 1973	158
6. Travis Hitt, 1975	153
7. Damon Pieri, 1991	143
8. Alan Dale, 1981	140
9. Scott Carter, 1978	139
10. Andy Osborne, 1997	137
11. Scott Carter, 1978	132
12. Lou Foster, 1991	131
13. Kyahva Tezino, 2018	127

14. Matt McCoy, 2003	125
Todd Richards, 1985	125

### SEASON/SENIOR

(since 1978)

Pl. Player, Season	Tackles
1. Rick Carusa, 1980	198
2. Andy Osborne, 1997	137
3. Lou Foster, 1991	131
4. Todd Richards, 1985	125
5. John Wesselman, 1989	124
Randy Kirk, 1986	124

### SEASON/JUNIOR

(since 1978)

Pl. Player, Season	Tackles
1. Damon Pieri, 1991	143
2. Alan Dale, 1981	140
3. Kyahva Tezino, 2018	127
4. Russell Allen, 2007	119
5. Kirk Morrison, 2003	115

### SEASON/SOPHOMORE

(since 1978)

Pl. Player, Season	Tackles
1. Matt McCoy, 2003	125
2. Rico Curtis, 1997	112
3. Craigus Thompson, 1994	101
4. Jason Moore, 1995	99
5. Ricky Parker, 1994	97

### SEASON/FRESHMAN

(since 1979)

Pl. Player, Season	Tackles
1. Morey Paul, 1987	98
2. Joseph Tuipala, 1995	90
3. Larry Maxey, 1989	76
4. Andrew Preston, 2007	72
5. Rico Curtis, 1996	70
Kevin Richey, 1979	70

## ■ Annual Total Tackle Leaders

Year	Player	Cl.	NR	CR	UA	AT	Total	TFL	Sacks
1972	Bill Ferguson	Sr.			56	34	90	n/a	n/a
1973	Bobby Henderson	Jr.			88	70	158	n/a	0
1974	Bobby Henderson	Sr.			98	67	165	n/a	0
1975	Travis Hitt	Jr.			69	84	153	n/a	0
1976	Whip Walton	Jr.			82	102	184	n/a	0
1977	Whip Walton	Sr.			97	74	171	n/a	2
1978	Scott Carter	Sr.			71	68	139	n/a	1
1979	Terrell Ward	Sr.			45	50	95	1	0
1980	Rick Carusa	Sr.			108	90	198	7	n/a
1981	Alan Dale	Jr.			47	93	140	3	0.5
1982	Mike Fox	Sr.			54	35	89	4	2
1983	Thomas Carter	Sr.			51	36	87	9	6
1984	Herb Bohn	Sr.			45	42	87	8	2
1985	Todd Richards	Sr.			49	76	125	2	0
1986	Randy Kirk	Sr.			41	83	124	3	1
1987	Brett Faryniarz	Sr.			49	57	106	3	13
1988	Lyndon Earley	Jr.			55	54	109	0	0
1989	John Wesselman	Sr.			90	34	124	12	1
1990	Lou Foster	Jr.			52	32	84	8	0
1991	Damon Pieri	Jr.			95	48	143	3	0
1992	Darrell Lewis	Jr.			67	46	113	0	0
1993	Darrell Lewis	Sr.			67	42	109	4	0
1994	Craigus Thompson	So.			58	43	101	2	2
1995	Craigus Thompson	Jr.			46	53	99	10	0
1996	Jason Moore	Jr.			53	39	92	0	0
1997	Andy Osborne	Sr.			68	69	137	14	4
1998	Rico Curtis	Jr.			52	37	89	3	0
1999	Joey Mayo	Sr.			51	38	89	7	0
2000	Jomar Butler	Jr.			89	23	112	9	2
2001	Will Demps	Sr.			59	33	92	9	0
2002	Kirk Morrison	So.			60	37	97	9	3
2003	Matt McCoy	So.			75	50	125	13	4
2004	Kirk Morrison	Sr.			72	43	115	9	0
2005	Freddy Keiaho	Sr.			68	45	113	11.5	1
2006	Joe Martin	Sr.			58	51	109	7.5	3
2007	Russell Allen	Jr.	33	2	71	48	119	5.5	1
2008	Russell Allen	Sr.	32	4	63	44	107	9.5	2.5
2009	Jerry Milling	Sr.		15	44	31	75	9.5	1.5
2010	Miles Burris	Jr.	21	54	26	80	20.0	9.5	
2011	Miles Burris	Sr.	15	46	32	78	19.5	8.0	
2012	Nat Berhe	Jr.	10	68	26	94	2.0	0.0	
2013	Nat Berhe	Sr.	16	60	39	99	5.5	1.0	
2014	Josh Gavert	Sr.	19	54	35	89	4.5	1.0	
2015	Calvin Munson	Jr.		45	53	98	15.0	9.5	
2016	Calvin Munson	Sr.	68	10	57	59	116	11.0	4.5
2017	Ronley Lakalaka	Jr.	171	20	44	38	82	5.5	3.0
2018	Kyahva Tezino	Jr.	26	4	70	57	127	14.5	8.5
2019	Kyahva Tezino	Sr.	83	10	43	56	99	10.5	3.5
2020	Tariq Thompson	Sr.			25	16	41	1.5	0.0

### SEASON/LINEMAN

(since 1979)

Pl. Player, Season	Tackles
1. Brett Faryniarz, 1987	106
2. Levi Esene, 1986	97
3. Kevin Richey, 1980	86
4. Kabeer Gbaja-Biamila, 1997	82
5. Randy Mastin, 1979	80

### SEASON/SECONDARY

(since 1979)

Pl. Player, Season	Tackles
1. Damon Pieri, 1991	143
2. John Wesselman, 1989	124
3. Darrell Lewis, 1992	113
4. Rico Curtis, 1997	112
Steve Lauter, 1986	112

### CAREER

(since 1974)

Pl. Player, Seasons	Tackles
1. Whip Walton, 1974-75-76-77	407
2. Kirk Morrison, 2001-02-03-04	396
3. Russell Allen, 2005-06-07-08	375
4. Rico Curtis, 1996-97-98-99	355
5. Jason Moore, 1994-95-96-97	328
6. Calvin Munson, 2013-14-15-16	301
7. Nat Berhe, 2010-11-12-13	299
8. John Wesselman, 1987-88-89	296
9. Mike Fox, 1979-80-81-82	293
10. Craigus Thompson, 1993-94-95-96	292
11. Kyahva Tezino, 2016-17-18-19	290
12. Chris Johnson, 1990-91-92-93	284
13. Darrell Lewis, 1991-92-93	279
14. Damon Pieri, 1990-91-92	276
15. Joe Tuipala, 1995-96-97-98	271



## CAREER/LINEMAN

(since 1979)

Pl. Player, Seasons	Tackles
1. Brett Faryniarz, 1984-85-86-87	261
2. Kevin Richey, 1979-80-81-82	226
3. Kabeer Gbaja-Biamila, 1996-97-98-99	221
4. Brad Hicks, 1982-83-84	205
5. Eric Duncan, 1988-89-90-91	176

## CAREER/SECONDARY

(since 1979)

Pl. Player, Seasons	Tackles
1. Rico Curtis, 1996-97-98-99	355
2. Jason Moore, 1994-95-96-97	328
3. Nat Berhe, 2010-11-12-13	299
4. Mike Fox, 1979-80-81-82	293
5. Chris Johnson, 1990-91-92-93	284

## ■ Unassisted Tackles

### SEASON

(since 1978)

Pl. Player, Season	Tackles
1. Rick Carusa, 1980	108
2. Damon Pieri, 1991	95
3. John Wesselman, 1989	90
4. Jomar Butler, 2000	89
5. Matt McCoy, 2003	75
6. Brian Berg, 2000	73
7. Kirk Morrison, 2004	72
8. Ricky Parker, 1994	71
Russell Allen, 2007	71
Ray Bass, 2007	71
11. Kyahva Tezino, 2019	70
12. Nat Berhe, 2012	68
Freddy Keiaho, 2005	68
Andy Osborne, 1997	68
15. Andy Coviello, 1991	67
Darrell Lewis, 1993	67
Darrell Lewis, 1992	67

## CAREER

(since 1979)

Pl. Player, Seasons	Tackles
1. Kirk Morrison, 2001-02-03-04	241
2. Russell Allen, 2005-06-07-08	214
3. Rico Curtis, 1996-97-98-99	199
4. Nat Berhe, 2010-11-12-13	191
5. Damon Pieri, 1990-91-92	186
6. Jason Moore, 1994-95-96-97	184
7. Darrell Lewis, 1991-92-93	176
8. Damontae Kazee, 2013-14-15-16	171
Andrew Preston, 2007-08-09-10	171
John Wesselman, 1987-88-89	171
11. Matt McCoy, 2002-03-04	170
12. Chris Johnson, 1990-91-92-93	168
13. Ricky Parker, 1993-94-95-96	160
14. Calvin Munson, 2013-14-15-16	158
15. Jake Fely, 2010-11-12-13-14-15	157

## ■ Assisted Tackles

### SEASON

(since 1979)

Pl. Player, Season	Tackles
1. Alan Dale, 1981	93
2. Rick Carusa, 1980	90
3. Randy Kirk, 1986	83
4. Lou Foster, 1991	76
Steve Lauter, 1986	76
Todd Richards, 1985	76
7. Richard Brown, 1986	71
8. Andy Osborne, 1997	69
9. Bill Fairbrother, 1981	68
10. Levi Esene, 1986	61
11. Calvin Munson, 2016	59
Mike Fox, 1981	59
Randy Mastin, 1979	59
14. Kyahva Tezino, 2018	57
Brett Faryniarz, 1987	57

## CAREER

(since 1979)

Pl. Player, Seasons	Tackles
1. Russell Allen, 2005-06-07-08	161
2. Rico Curtis, 1996-97-98-99	156
3. Kirk Morrison, 2001-02-03-04	155
4. Joseph Tuipala, 1995-96-97-98	144
Jason Moore, 1994-95-96-97	144
6. Calvin Munson, 2013-14-15-16	142
Brett Faryniarz, 1984-85-86-87	142
8. Kyahva Tezino, 2016-17-18-19	140
9. Craigus Thompson, 1993-94-95-96	137
Mike Fox, 1979-80-81-82	137
11. Alan Dale, 1981-82	134
12. Steve Lauter, 1984-85-86	128
13. Lyndon Earley, 1986-87-88	126
14. Rick Carusa (1979-80)	123
15. Richard Brown (1983-84-85-86)	119

## ■ Tackles for Loss

### SEASON


(since 1979)

Pl. Player, Season	TFL
1. Jack Eaton, 1985	24.0
2. Levi Esene, 1984	22.0
Doug Reed, 1982	22.0
4. Kabeer Gbaja-Biamila, 1999	21.0
Kevin Richey, 1979	21.0
Mike Douglass, 1976	21.0
7. Miles Burris, 2010	20.0
Andy Coviello, 1991	20.0
Mike Stevens, 1984	20.0
James Johnson, 1983	20.0
11. Miles Burris, 2011	19.5
12. Kirk Morrison, 2003	17.0
13. Calvin Munson, 2015	15.0
Will Demps, 2000	15.0
Kabeer Gbaja-Biamila, 1998	15.0

## CAREER

(since 1979)

Pl. Player, Seasons	TFL
1. Kabeer Gbaja-Biamila, 1996-97-98-99	58.5
2. Kevin Richey, 1979-80-81-82	55.5
3. Miles Burris, 2008-09-10-11	47.0
4. La'Roi Glover, 1992-93-94-95	44.5
5. Adrian Loja, 1993-94-95-96	43.5
6. Levi Esene, 1984-85-86	41.5
7. Alex Barrett, 2013-14-15-16	40.0
8. Kirk Morrison, 2001-02-03-04	40.0
9. Mike Stevens, 1982-83-84-85	39.5
10. Mike Hooper, 1984-85-86-87	37.5
11. Calvin Munson, 2013-14-15-16	36.5



12. Brett Faryniarz, 1984-85-86-87	35.5
13. Kyahva Tezino, 2016-17-18-19	32.5

---	
Keshawn Banks, 2018-19-20	19.5
Cameron Thomas, 2019-20	18.5

## ■ Sacks

### SEASON

Pl. Player, Season	Sacks
1. Mike Douglass, 1976	21.0
2. Brett Faryniarz, 1987	13.0
3. Andy Coviello, 1991	12.5
4. Kabeer Gbaja-Biamila, 1999	12.0
Kabeer Gbaja-Biamila, 1997	12.0
6. Levi Esene, 1986	10.5
7. Calvin Munson, 2015	9.5
Miles Burris, 2010	9.5
Jack Eaton, 1985	9.5
10. Doug Reed, 1982	9.0
Kevin Richey, 1979	9.0
12. Kyahva Tezino, 2018	8.5
James Johnson, 1983	8.5
14. Miles Burris, 2011	8.0
Adrian Loja, 1996	8.0
Levi Esene, 1984	8.0

## CAREER

Pl. Player, Seasons	Sacks
1. Kabeer Gbaja-Biamila, 1996-97-98-99	34.0
2. Mike Douglass, 1976-77	26.0
3. Brett Faryniarz, 1984-85-86-87	20.5
4. Alex Barrett, 2013-14-15-16	19.0
Miles Burris, 2008-09-10-11	19.0
6. La'Roi Glover, 1992-93-94-95	18.5
Levi Esene, 1984-85-86	18.5
Kevin Richey, 1979-80-81-82	18.5
9. Calvin Munson, 2013-14-15-16	18.0
10. Adrian Loja, 1993-94-95-96	17.5
11. Antwan Applewhite, 2004-05-06	17.0
Milt Wilson, 1986-87-88-89	17.0
13. Kyahva Tezino, 2016-17-18-19	15.5
Jamal Duff, 1991-92-93-94	15.5
Andy Coviello, 1990-91	15.5

---	
Cameron Thomas, 2019-20	9.5

## ■ Interceptions

### SEASON

Pl. Player, Season	Int.
1. Ed Ricketts, 1951	12
2. Luq Barcoo, 2019	9
3. Damontae Kazee, 2015	8
Tom Deckert, 1969	8
5. Damontae Kazee, 2016	7
Larry Parker, 2011	7
Galen Pavelko, 1969	7
Fred Bates, 1950	7
9. Ricky Parker, 1995	6
John Wesselman, 1989	6
Vernon Dean, 1981	6
Terry Jackson, 1977	6
Monte Jackson, 1974	6
John Beck, 1967	6
David Lawson, 1964	6
Verne Dodds, 1954	6
Ed Fletcher, 1952	6

## CAREER

Pl. Player, Seasons	Int.
1. Damontae Kazee, 2013-14-15-16	17
2. Jack Kaiser, 1946-47-48	14
3. Jason Moore, 1994-95-96-97	13
Bob Tomlinson, 1946-47-48-49	13
5. Tariq Thompson, 2017-18-19-20	12
Ed Ricketts, 1950-51	12
Dick Adair, 1947-48-49	12
8. Tom Deckert, 1969, 1971	11
Dick Morris, 1958-59-60	11
Verne Dodds, 1952-53-54	11
11. Luq Barcoo, 2018-19	10
Kameron Kelly, 2014-15-16-17	10
Ricky Parker, 1993-94-95-96	10
Terry Jackson, 1975-76-77	10
15. Malik Smith, 2013-14-15-16	9
Tory Nixon, 1983-84	9
Willie Buchanon, 1970-71	9





**LUQ BARCOO**

## ■ Interception Return Yards

### CAREER

Pl. Player, Seasons	Yards
1. Ricky Parker, 1993-94-95-96	355
2. Bob Tomlinson, 1946-47-48-49	269
3. Calvin Munson, 2013-14-15-16	244
4. Jason Moore, 1994-95-96-97	237
5. Tony Nixon, 1983-84	233
6. Monte Jackson, 1973-74	224
7. Damontae Kazee, 2013-14-15-16	214
8. Will Demps, 1999-00-01	187
9. Leon McFadden, 2009-10-11-12	186
10. Eldridge Cooks, 1961-62-63	177
George Coleman, 1946-47-48	177
12. Harold Hicks, 1986-87	176
13. Ed Ricketts, 1950-51	172
14. Bob Jones, 1965-66	170

## ■ Interceptions Returned for TD

### SEASON

Pl. Player, Season	TDs
1. Ron Smith, 2016	2
Calvin Munson, 2015	2
Leon McFadden, 2012	2
Tony Nixon, 1984	2
5. 55 players tied, last Darren Hall and Segun Olubi, 2020	1

## ■ CAREER

(since 1969)

Pl. Player, Seasons	TDs
1. Calvin Munson, 2013-14-15-16	3
Ricky Parker, 1993-94-95-96	3
3. Ron Smith, 2016	2
Damontae Kazee, 2013-14-15-16	2
Leon McFadden, 2009-10-11-12	2
Ricky Sharpe, 1999-00-01-02	2
Will Demps, 1999-00-01	2
Tory Nixon, 1983-84	2
Thomas Hayes, 1969-70	2
Leon Van Gorkum, 1969-70	2
---	---
Segun Olubi, 2020	1

## ■ Pass Breakups

### SEASON

Pl. Player, Season	PBU
1. Marlon Andrews, 1990	22
2. Luq Barcoo, 2019	16
Darren Hall, 2019	16
Ron Smith, 2017	16
5. Leon McFadden, 2011	15
Terry Jackson, 1977	15
7. Jacob Ellimimian, 2003	14
Jeff Shoate, 2003	14
Eric Lewis, 1995	14
Ricky Parker, 1995	14
Tory Nixon, 1984	14
12. Damontae Kazee, 2014	13
Ricky Sharpe, 2002	13
Gary Taylor, 1991	13
Herm Edwards, 1975	13

## ■ CAREER

Pl. Player, Seasons	PBU
1. Leon McFadden, 2009-10-11-12	39
2. Eric Lewis, 1995-96-97-98	38
Gary Taylor 1989-90-91-92	38
4. Donny Baker, 2003-04-05-06	34
Mario Mitchell, 1985-86-87-88	34
6. Ricky Sharpe, 1999-00-01-02	31
7. Damontae Kazee, 2013-14-15-16	30
8. Jeff Shoate, 2001-02-03	29
Marlon Andrews, 1989-90	29
Mike Fox, 1979-80-81-82	29
11. Ron Smith, 2016-17-18	26
Ricky Parker, 1993-94-95-96	26
Gary Taylor, 1989-90-91-92	26
14. Darren Hall, 2017-18-19-20	25
J.J. Whittaker, 2013-14-15	25
Clarence Nunn, 1983-85-86-87	25

## ■ Forced Fumbles

### SEASON

Since 1980

Pl. Player, Season	FF
1. Kevin Mitchell, 1980	6
2. Robert Griffith, 1990	5
Mike Fox, 1982	5
4. Damontae Kazee, 2013	4
Miles Burris, 2010	4
Heath Farwell, 2004	4
Kirk Morrison, 2003	4
Heath Farwell, 2002	4
Jeff Shoate, 2001	4
Andy Osborne, 1997	4
Robert Griffith, 1991	4
Kabeer Gbaja-Biamila, 1996	4
13. many tied, last Jake Fely, 2015	3

## ■ CAREER

Pl. Player, Seasons	FF
1. Robert Griffith, 1990-91-92	11
2. Heath Farwell, 2002-03-04	9
3. Jake Fely, 2010-11-12-13-14-15	8
Kabeer Gbaja-Biamila, 1996-97-98-99	8
5. Kirk Morrison, 2001-02-03-04	7
6. Tariq Thompson, 2017-18-19-20	6
Damontae Kazee, 2013-14-15-16	6
Kevin Mitchell, 1979-80	6
9. Luke Laolagi, 2006-07-08-09	5
Jonathan Bailes, 2003-04-05-06	5
La'Roi Glover, 1992-93-94-95	5
Mario Mitchell, 1985-86-87-88	5
Ramondo Stallings, 1990-91-92-93	5
14. many tied, last Calvin Munson, 2013-14-15-16	4

## ■ Fumble Recoveries

### SEASON

Pl. Player, Season	FR
1. Kevin Mitchell, 1980	6
2. Kirk Morrison, 2002	5
3. Lou Foster, 1991	4
Ken Moore, 1983	4
Bob Epps, 1979	4
6. Tariq Thompson, 2019	3
Derek Largent, 2012	3
Miles Burris, 2011	3
Russell Allen, 2008	3
Antwan Applewhite, 2005	3
Kirk Morrison, 2004	3
Ricky Sharpe, 2000	3
Andy Osborne, 1997	3

Mitch Burton, 1988	3
Levi Esene, 1984	3
David Croudip, 1982	3
Rick Carusa, 1980	3
Terrell Ward, 1979	3

## ■ CAREER

Pl. Player, Seasons	FR
1. Kirk Morrison, 2001-02-03-04	10
2. Kevin Mitchell, 1979-80	7
3. Lou Foster, 1990-91	6
Thomas Carter, 1982-83	6
5. Tariq Thompson, 2017-18-19	5
Jake Fely, 2010-11-12-13-14-15	5
Lyndon Earley, 1986-87-88	5
Brad Hicks, 1982-83-84	5
Steve Lauter, 1984-85-86	5
Rick Carusa, 1979-80	5
Bob Epps, 1979-80	5
12. many tied, last Derek Largent, 2012-13-14	4

## ■ Blocked Kicks

### SEASON

Pl. Player, Season	Blk.
1. Brad Burton, 1989	3
2. Noble Hall, 2018	2
Scott Graves, 2013	2
Leon McFadden, 2009	2
Freddy Keiaho, 2002	2
Robert Griffith, 1991	2
John Wesselman, 1989	2
Alfred Jackson, 1985	2
9. many tied, last Trenton Thompson, 2020	1

## ■ CAREER

Pl. Player, Seasons	Blk.
1. Freddy Keiaho, 2002-03-04-05	4
Brad Burton, 1986-87-88-89	4
3. John Wesselman, 1987-88-89	3
4. Trenton Thompson, 2016-18-19-20	2
Noble Hall, 2015-16-17-18	2
Sam Meredith, 2011-12-13-14	2
Scott Graves, 2012-13	2
Leon McFadden, 2009-10-11-12	2
Robert Griffith, 1990-91-92	2
Alfred Jackson, 1985-86-87-88	2

## ■ Quarterback Hurries

### SEASON

Started tracking in 2014

Pl. Player, Season	QBH
1. Kyahva Tezino, 2019	21
2. Kyahva Tezino, 2018	17
Calvin Munson, 2016	17
4. Alex Barrett, 2016	16
5. Cameron Thomas, 2020	14
Myles Cheatum, 2019	15
7. Cameron Thomas, 2019	13
8. Kyle Kelley, 2016	12
9. Caden McDonald, 2020	10
Jon Sanchez, 2014	10
11. Keshawn Banks, 2019	9
Troy Cassidy, 2019	9
Ronley Lakalaka, 2018	9
14. Noble Hall, 2018	8
Kyle Kelley, 2015	8



## CAREER

Started tracking in 2014, seasons below since 2014

Pl. Player, Seasons	QBH
1. Kyahva Tezino, 2016-17-18-19	45
2. Alex Barrett, 2014-15-16	29
3. <b>Cameron Thomas, 2018-19-20</b>	27
4. Calvin Munson, 2014-15-16	26
5. Myles Cheatum, 2016-17-18-19	23
6. Noble Hall, 2015-16-17-18	21
7. Troy Cassidy, 2016-17-18-19	20
Ronley Lakalaka, 2015-16-17-18	20
Kyle Kelley, 2015-16	20
10. <b>Caden McDonald, 2018-19-20</b>	17
11. <b>Keshawn Banks, 2018-19-20</b>	16
12. Jay Henderson, 2014-15-16-17	14
Jon Sanchez, 2014-15	14
14. Chibu Onyeukwu, 2017-18	11
15. Dakota Turner, 2014-15-16-17	11
---	---
<b>Andrew Aleki, 2017-18-19-20</b>	9
<b>Jonah Tavai, 2019-20</b>	5
<b>Kahi Neves, 2019-20</b>	4

## ■ Division I Era Team Records

### FEWEST FIRST DOWNS ALLOWED

Pl. Opponent	Date	First Downs
1. vs. Weber State	8/31/19	5
2. vs. Fresno State*	10/3/15	6
vs. UC Santa Barbara*	10/25/69	6
4. at Long Beach State	11/20/76	7
vs. Fresno State*	10/31/70	7
vs. San José State*	10/17/70	7
7. vs. Central Michigan (NMB)	12/21/19	8
at San José State*	11/4/17	8
vs. New Hampshire	9/3/16	8
vs. New Mexico*	11/5/11	8
vs. North Carolina	12/19/98	8
vs. Fresno State*	11/7/98	8
at Fresno State*	10/11/75	8
at North Texas	11/2/74	8
<i>in a Mountain West game</i>		
vs. Fresno State	10/3/15	6
<i>against a nationally ranked opponent</i>		
vs. (19) Stanford	9/16/17	9

### FEWEST YARDS PER RUSH ALLOWED

Pl. Opponent	Date	YPR
1. vs. Cal State L.A.*	9/27/69	-1.63
2. at Brigham Young*	9/16/95	-0.62
3. at San José State*	10/4/69	-0.24
4. at North Texas	9/19/70	-0.14
5. at Brigham Young*	11/11/78	-0.12
6. at Kansas	9/25/99	0.00
7. vs. Hawaii*	11/22/86	0.04
8. at California	9/18/82	0.06
9. vs. San José State*	10/17/70	0.07
10. vs. Fresno State*	10/31/70	0.13
<i>in a Mountain West game</i>		
vs. Fresno State*	10/3/15	0.55
<i>against a nationally ranked opponent</i>		
vs. (13) Brigham Young*	11/6/99	1.22

### LOWEST PASSING COMPLETION PERCENTAGE ALLOWED

Pl. Opponent	Date	Pct.
1. vs. Cal State L.A.*	9/26/70	11.11
2. vs. West Texas State	11/4/72	11.76
3. at Colorado State*	10/20/79	14.29
4. vs. UNLV*	10/8/16	15.38
5. at Wyoming*	10/14/78	16.67

at (19) Iowa State	9/16/78	16.67
7. at North Texas	9/19/70	17.24
8. vs. Arizona	11/10/79	19.05
9. at Hawaii*	10/5/91	19.23
10. vs. Utah State	11/30/74	20.00
at Fresno State*	10/30/71	20.00

*in a Mountain West game*  
vs. UNLV\* 10/8/16 15.38  
*against a nationally ranked opponent*  
at (19) Iowa State 9/16/78 16.67

### LOWEST PASSING EFFICIENCY RATING ALLOWED

Pl. Opponent	Date	Rating
1. vs. Army West Point (AFB)	12/23/17	-12.40
2. vs. Arizona	11/10/79	-8.57
3. vs. Cal State L.A.*	9/26/70	-6.44
4. vs. West Texas State	11/4/72	1.58
5. vs. UNLV*	10/8/16	5.82
6. at North Texas	9/19/70	15.33
7. at Fresno State*	10/30/71	20.46
8. at Colorado State*	10/20/79	21.49
9. at San José State*	11/15/75	22.88
10. at UT Arlington	10/18/69	23.23
<i>in a Mountain West game</i>		
vs. UNLV*	10/8/16	5.82
<i>against a nationally ranked opponent</i>		
vs. (18) Air Force*	12/3/83	33.60

### LOWEST YARDS PER PLAY ALLOWED

Pl. Opponent	Date	Yards/Play
1. at North Texas	9/19/70	0.82
2. vs. Cal State L.A.*	9/26/70	1.70
3. vs. San José State*	10/17/70	1.83
4. vs. Cal State L.A.*	9/27/69	1.84
5. vs. Fresno State*	10/3/15	1.89
6. at Oregon State	9/13/75	2.20
7. at Fresno State*	10/30/71	2.21
8. at Fresno State*	10/11/75	2.38
9. vs. Pacific*	10/9/71	2.43
10. at Brigham Young*	11/11/78	2.44
vs. UC Santa Barbara*	11/14/70	2.44
<i>in a Mountain West game</i>		
vs. Fresno State*	10/3/15	1.89
<i>against a nationally ranked opponent</i>		
at (2) Ohio State	9/6/03	3.44

### MOST TURNOVERS FORCED

Pl. Opponent	Date	Turnovers
1. vs. North Texas	11/24/73	10
2. vs. Wyoming*	11/17/01	9
vs. North Texas	12/4/71	9
4. vs. Long Beach State	10/23/82	8
vs. Utah*	11/29/80	8
vs. Arizona	11/10/79	8
vs. Kent State	9/30/73	8
at UT Arlington	10/18/69	8
at San José State*	10/4/69	8
10. at UTEP*	10/28/95	7
5 other occasions with		7
<i>in a Mountain West game</i>		
at Air Force*	11/13/04	6
<i>against a nationally ranked opponent</i>		
at (7) at Miami	11/18/99	6

SDSU is 15-0 in the Division I era when forcing at least seven turnovers and 29-1-1 when forcing six-plus.

## ■ Annual Interception Leaders

Year	Player	Cl.	NR	CR	No.	Yds.	Avg.	TDs		
1950	Fred Bates	Sr.			7	47	6.7	0		
1951	Ed Ricketts	Sr.			12	172	14.6	1		
1952	Ed Fletcher	Sr.			6	67	11.2	0		
1953	Verne Dodds	Jr.			4	29	7.3	0		
1954	Verne Dodds	Sr.			6	31	5.2	0		
1955	Jim Pyles	So.			2	38	19.0	0		
	Claude Lewis	Jr.			2	0	0.0	0		
1956	Jay Gutowski	Sr.			3	65	21.7	0		
	Claude Lewis	Sr.			3	47	15.7	0		
1957	Joe Duke	So.			5	31	6.2	0		
1958	Bob Ball	So.			4	53	13.3	0		
1959	Dick Morris	Jr.			3	57	19.0	0		
1960	not available									
1961	Neal Petties	So.			3	18	6.0	0		
1962	Larry Korsmeier	Sr.			5	11	2.0	0		
1963	Jim Allison	Jr.			5	58	11.6	0		
1964	David Lawson	Sr.			6	22	3.7	0		
1965	Cliff Kinney	Sr.			3	57	19.0	0		
1966	John Williams	Sr.			5	46	9.2	0		
1967	John Beck	Sr.			6	40	6.7	0		
1968	Nate Wright	Sr.			5	39	7.8	0		
1969	Tom Deckert	Jr.			8	36	4.5	0		
1970	Willie Buchanon	Jr.			4	47	11.8	1		
1971	Willie Buchanon	Sr.			5	42	8.4	0		
1972	Ken Jackson	Sr.			4	61	15.3	0		
1973	Bobby Henderson	Jr.			2	5	77	15.4	0	
1974	Monte Jackson	Sr.			1	6	160	26.7	0	
1975	Ed Kertel	Sr.			3	5	114	22.8	0	
1976	Gary Marshall	Sr.			3	77	25.7	1		
1977	Terry Jackson	Sr.			6	102	17.0	1		
1978	Steve Jorde	Sr.			3	61	20.3	0		
1979	Reuben Henderson	Jr.			4	1	0.3	0		
1980	Rick Boyer	Jr.			3	65	21.7	0		
1981	Vernon Dean	Sr.			1	6	89	14.8	0	
1982	Trent Collins	Jr.			4	94	23.5	0		
	Gary Nobles	Sr.			4	5	1.3	0		
1983	Tony Nixon	Jr.			4	10	2.5	0		
1984	Tony Nixon	Sr.			5	223	44.6	2		
1985	Steve Lauter	Jr.			2	5	2.5	0		
	Ellis Powers	Jr.			2	2	1.0	0		
1986	Steve Lauter	Sr.			4	51	12.8	0		
1987	Clarence Nunn	Sr.			3	12	4.0	0		
1988	Casey Copeland	Sr.			3	14	4.7	0		
	Lyndon Earley	Jr.			3	14	4.7	0		
1989	John Wesselman	Sr.			2	6	75	12.5	0	
1990	Gary Taylor	So.			4	0	0.0	0		
1991	Damon Pieri	Jr.			4	3	32	10.7	0	
1992	Darrell Lewis	Jr.			4	80	20.0	1		
1993	Chris Johnson	Sr.			3	85	28.3	1		
1994	Eric Sutton	Sr.			3	64	21.3	0		
1995	Ricky Parker	Jr.			17	2	6	199	33.2	1
1996	Jason Moore	Jr.			14	4	5	154	30.8	1
1997	Aazaar Abdul-Rahim	Jr.			14	3	0	0.0	0	
1998	Rico Curtis	Jr.			8	3	20	6.7	0	
1999	Aazaar Abdul-Rahim	Sr.			10	3	16	5.3	0	
2000	Will Demps	Jr.			9	2	43	21.5	1	
	Donte Gamble	Jr.			6	2	6	3.0	0	
2001	Garret Pavelko	Sr.			34	4	4	40	10.0	0
2002	Kirk Morrison	So.			7	3	91	30.3	1	
	Ricky Sharpe	Sr.			7	3	37	12.3	1	
	Marviel Underwood	So.			7	3	10	3.3	0	
2003	Jacob Elimimian	So.			50	3	4	106	26.5	1
2004	Josh Dean	Sr.			86	7	3	0	0.0	0
2005	Marcus Demps	Sr.			42	3	4	46	11.5	1
2006	Donny Baker	Sr.			3	24	8.0	0	0	
2007	Vonnie Holmes	Jr.			61	3	4	65	16.2	1
	Aaron Moore	So.			61	3	4	18	4.5	0
2008	Jose Perez	So.			11	2	9	4.5	0	
	Corey Boudreaux	Sr.			12	2	120	60.0	1	
2009	Luke Laolagi	Sr.			8	3	82	27.3	0	
2010	Andrew Preston	Sr.			3	69	23.0	0	0	
2011	Larry Parker	Sr.			4	1	7	57	8.1	0
2012	Eric Pinkins	Jr.			5	3	70	23.3	1	
	Leon McFadden	Sr.			5	3	124	41.3	2	
2013	J.J. Whittaker	So.			12	3	29	9.7	1	
2014	Calvin Munson	So.			45	5	4	146	36.5	1
2015	Damontae Kazee	Jr.			2	1	8	58	7.2	1
2016	Damontae Kazee	Sr.			5	2	7	156	22.3	1
2017	Tariq Thompson	Fr.			15	1	5	83	16.6	1
2018	Darren Hall	Fr.			2	9	4.5	0	0	
	Parker Baldwin	Sr.			2	0	0.0	0	0	
	Tariq Thompson	So.			2	41	20.5	0	0	
2019	Luq Barcoo	Sr.			1	1	9	5	0.6	0
2020	Darren Hall	Jr.			32	3	3	72	24.0	1

NR - national ranking in interceptions per game. CR - conference ranking in interceptions per game.



# Punt Returns



10 BOWL GAME APPEARANCES SINCE 2010 ► 21 CONFERENCE CHAMPIONSHIPS

**Bold** indicates set by a current Aztec  
\* - Indicates conference game

## ■ Team Records

### Most Returns

**Game:** 10, vs. San José State\*, 10/17/70 and Cal Western, 11/27/66  
**Season:** 54, in 1970 (9-2)

### Most Return Yardage

**Game:** 158, vs. Utah\*, 10/24/98  
**Season:** 483, in 1969 (11-0)

### Highest Return Average Per Return

**Game:** 46.0, (3) at Utah, 9/17/83 (min. 3)  
**Season:** 18.8, in 1998 (7-5)

### Most Returns for Touchdowns

**Game:** 1, many times, most recent: vs. Colorado State, 12/5/20  
**Season:** 3, in 1998 and 1975

## ■ Individual Records

### Most Returns

**Game:** 10, T.C. Wright at Hawai'i\*, 10/5/91  
**Season:** 36, Ray Peterson, 1992  
**Career:** 87, Monty Gilbreath, 1986-87-88-89

### Most Return Yards

**Game:** 138, Jim Sandusky at Utah\*, 9/17/83  
**Season:** 381, Jim Sandusky, 1983  
**Career:** 1,195, Ray Peterson, 1992-93-94-95

### Highest Return Average

**Game:** 46.0, Jim Sandusky at Utah\*, 9/17/83 (min. 3)  
**Season:** 20.7, Volney Quinlan, 1951  
**Career:** 13.5, Nate Wright, 1967-68

### Most Returns For TDs

**Game:** 1, many times, most recent: BJ Busbee vs. Colorado State\*, 12/5/20  
**Season:** 2, four times, most recent: Tim Vizzi, 2013  
**Career:** 3, Ray Peterson, 1992-93-94-95

## ■ Returns

### SEASON

Pl. Player, Season	Number
1. T.C. Wright, 1991	39
2. Ray Peterson, 1992	32
3. Quest Truxton, 2016	30
Kyle Conerly, 2003	30
Ray Peterson, 1993	30
Jon Robertson, 1970	30
7. Webster Slaughter, 1986	29
Mel Jacobs, 1975	29
9. Sean Pierce, 2000	28
10. Donte Gamble, 2001	27
Monty Gilbreath, 1988	27
12. Tom Deckert, 1969	26
13. Monty Gilbreath, 1989	25
14. Tom Deckert, 1971	24
15. Quest Truxton, 2017	23
Gary Nobles, 1981	23
Nate Wright, 1968	23

## CAREER

Pl. Player, Seasons	Number
1. Ray Peterson, 1992-93-94-95	96
2. Monty Gilbreath, 1986-87-88-89	87
3. Kyle Conerly, 2001-02-03-04	63
4. Quest Truxton, 2016-17	53
5. Tom Deckert, 1969, 1971	50
6. Michael Franklin, 2002-03-04-05	47
7. Ken Mathis, 1976-77	43
8. Sean Pierce, 1997-99-00	42
9. Mel Jacobs, 1974-75	40
10. T.C. Wright, 1990-91	39
Nate Wright, 1967-68	39
12. Craig Scroggins, 1965-66	34
13. Lloyd Mills, 2013-14-15	33
14. Webster Slaughter, 1984-85	32
15. Donte Gamble, 2000-01	31

---  
**Jesse Mathews, 2019-20** 24  
**Jordan Byrd, 2018-19-20** 22

## ■ Yards

### SEASON

Pl. Player, Season	Yards
1. Jim Sandusky, 1983	381
2. T.C. Wright, 1991	376
3. Ray Peterson, 1992	355
4. Tom Deckert, 1969	346
5. Leandrew Childs, 1996	332
6. Ray Peterson, 1993	330
7. Ray Peterson, 1995	320
8. Volney Quinlan, 1951	311
9. Damon Gouridine, 1998	294
10. Art Preston, 1949	283
11. Monty Gilbreath, 1988	276
12. Quest Truxton, 2016	271
13. Webster Slaughter, 1984-85	268
14. Nate Wright, 1967	264
15. Nate Wright, 1968	262

## CAREER

Pl. Player, Seasons	Yards
1. Ray Peterson, 1992-93-94-95	1,194
2. Monty Gilbreath, 1986-87-88-89	795
3. Kyle Conerly, 2001-02-03-04	599
4. Nate Wright, 1967-68	526
5. Tom Deckert, 1969, 1971	479
6. Quest Truxton, 2016-17	465
7. Art Preston, 1949-50-51	462
8. Art Delvaux, 1963-64	438
9. Jim Sandusky, 1983	381
10. T.C. Wright, 1990-91	376
11. Ed Fletcher, 1951-52	362
12. Sean Pearce, 1999-00	352
13. Lloyd Mills, 2013-14-15	348
Damon Gouridine, 1996-97-98	348
15. Eric Lewis, 1995-96-97-98	342

---  
**Jesse Mathews, 2019-20** 191  
**Jordan Byrd, 2018-19-20** 134

## ■ Yards Per Return

### SEASON

(minimum 12 returns)

Pl. Player, Season (PR - Yards)	Avg.
1. Volney Quinlan, 1951 (15-311)	20.7
2. Jim Sandusky, 1983 (20-381)	19.1
3. Damon Gouridine, 1998 (16-294)	18.4
4. Nate Wright, 1967 (16-264)	16.5
5. Ray Peterson, 1994 (12-190)	15.8
6. LeAndrew Childs, 1996 (22-332)	15.1

## ■ Single-Game Punt Return Leaders

### MOST YARDS

Pl. Player	(Rk.) Opponent, Date	No.	Yards	Avg.	TD
1. Jim Sandusky	at Utah*, Sept. 17, 1983	3	138	46.0	1
2. Ray Peterson	vs. CSUN, Sept. 4, 1993	8	136	17.0	0
3. Ray Peterson	vs. San José State*, Oct. 21, 1995	5	129	25.8	0
4. Eric Lewis	vs. San José State*, Nov. 8, 1997	6	128	21.3	1
5. T.C. Wright	vs. Long Beach State, Sept. 8, 1991	6	127	21.2	0
6. Damon Gouridine	vs. Utah*, Oct. 24, 1998	3	120	40.0	1
7. Craig Scroggins	vs. Cal Western, Nov. 27, 1965	7	112	16.0	0
8. T.C. Wright	at Hawai'i*, Oct. 5, 1991	10	108	10.8	0
9. Kyle Conerly	vs. UNLV*, Oct. 26, 2002	4	107	26.8	1
10. Lloyd Mills	vs. South Alabama, Sept. 19, 2015	5	106	21.2	0

### MOST ATTEMPTS

Pl. Player	(Rk.) Opponent, Date	No.	Yards	Avg.	TD
1. T.C. Wright	at Hawai'i*, Oct. 5, 1991	10	108	10.8	0
2. Ray Peterson	vs. CSUN, Sept. 4, 1993	8	136	17.0	0
Tom Deckert	vs. Utah State, Oct. 22, 1971	6	21	3.5	0
4. Michael Franklin	vs. San José State, Sept. 24, 2005	6	43	7.2	0
Donte Gamble	at Colorado State*, Sept. 22, 2001	6	4	0.7	0
Eric Lewis	vs. San José State*, Nov. 8, 1997	6	128	21.3	1
T.C. Wright	vs. Long Beach State, Sept. 8, 1991	6	127	21.2	0
8. Jesse Matthews	vs. Hawai'i*, Nov. 14, 2020	5	60	12.0	0
Quest Truxton	at Hawai'i*, Oct. 28, 2017	5	44	8.8	0
Quest Truxton	at UNLV*, Oct. 7, 2017	5	54	10.8	0
Quest Truxton	vs. UNLV*, Oct. 8, 2016	5	44	8.8	0
Lloyd Mills	vs. South Alabama, Sept. 19, 2015	5	106	21.2	0
Michael Franklin	vs. Wyoming*, Nov. 19, 2005	5	13	2.6	0
Kyle Conerly	vs. Colorado State*, Oct. 16, 2004	5	37	7.4	0
Kyle Conerly	at UNLV*, Nov. 8, 2003	5	56	11.2	0
Michael Franklin	at Idaho, Sept. 21, 2002	5	44	8.8	0

- 7. Ray Peterson, 1995 (22-320) 14.5
- 8. Tom Deckert, 1969 (26-346) 13.3
- 9. Monty Gilbreath, 1987 (16-205) 12.8
- 10. Tim Vizzi, 2013 (17-213) 12.5
- 11. Art Dalvaux, 1964 (21-250) 11.9
- 12. Craig Scroggins, 1965 (19-223) 11.7
- Eric Lewis, 1997 (19-223) 11.7
- 14. Nate Wright, 1968 (23-262) 11.391
- 15. Lloyd Mills, 2014 (18-205) 11.389

## CAREER

(minimum 30 returns)

Pl. Player, Seasons	Avg.
1. Nate Wright, 1967-68	13.5
2. Ray Peterson, 1992-93-94-95	12.5
3. Eric Lewis, 1995-96-97-98	11.8
4. Lloyd Mills, 2014-15	10.5
5. Tim Vizzi, 2012-13	10.3
6. Craig Scroggins, 1965-66	10.0
7. T.C. Wright, 1990-91	9.64
8. Tom Deckert, 1969, 1971	9.58
9. Kyle Conerly, 2001-02-03-04	9.5
10. Monty Gilbreath, 1986-87-88-89	9.1
11. Quest Truxton, 2016-17	8.8
12. Sean Pearce, 1999-00	8.381
13. Webster Slaughter, 1984-85	8.375
14. Jon Robertson, 1970	7.4
15. Michael Franklin, 2002-03-04-05	7.2

## ■ Touchdowns

### SEASON

Pl. Player, Season	Number
1. Tim Vizzi, 2013	2
Damon Gouridine, 1998	2
Ray Peterson, 1994	2
Mike Fox, 1985	2
5. many tied, most recent BJ Busbee, 2020 (2018-19-20)	1

### CAREER

Pl. Player, Seasons	Number
1. Ray Peterson, 1992-93-94-95	3
2. Tim Vizzi, 2012-13	2
Damon Gouridine, 1997-98-99	2
Mike Fox, 1979-80-81-82	2
5. many tied, most recent BJ Busbee (2018-19-20)	1

# Kickoff Returns



10 BOWL GAME APPEARANCES SINCE 2010 ► 21 CONFERENCE CHAMPIONSHIPS

**Bold** indicates set by a current Aztec  
 \* - Indicates conference game  
 A - Indicates Division I era record

## ■ Team Records

### Most Returns

**Game:** 9, five times, most recent:  
 vs. (24) Cincinnati, 9/29/07  
**Season:** 64, in 1987 (5-7)

### Most Return Yardage

**Game:** 218, at Cal State L.A.\*, 10/19/63  
**Season:** 1,418, in 1988 (3-8)

### Highest Return Average Per Return

**Game:** 48.3, (3) vs. (20) Brigham Young\*,  
 11/5/88 (min. 3)  
**Season:** 29.1 in 2015 (11-3)

### Most Returns for Touchdowns

**Game:** 2 at Wyoming, 11/19/16  
**Season:** 4 in 2017 (10-3)

## ■ Individual Records

### Most Returns

**Game:** 8, Vincent Brown vs. (24) Cincinnati,  
 9/29/07 and Ray Bass at TCU\*, 11/18/06  
**Season:** 40, Monty Gilbreath, 1987  
**Career:** 92, Colin Lockett, 2010-11-12-13

### Most Return Yards

**Game:** 188, Ray Bass at TCU\*, 11/18/06  
**Season:** 880, Monty Gilbreath, 1987  
**Career:** 2,449, Rashaad Penny, 2014-15-16-17

### Highest Return Average

**Game:** 48.3, Patrick Rowe vs. Brigham Young,  
 11/5/88 (min. 3)  
**Season:** 33.5, Rashaad Penny, 2015  
**Career:** 30.2, Rashaad Penny, 2014-15-16-17

### Most Returns For TDs

**Game:** 1, many times, most recent:  
**Jordan Byrd, vs. Colorado State\*,  
 12/5/20**  
**Season:** 3, Rashaad Penny, 2015  
**Career:** 7, Rashaad Penny, 2014-15-16-17

## ■ Returns

### SEASON

Pl.	Player, Season	Number
1.	Monty Gilbreath, 1987	40
2.	Curtis Shearer, 1994	33
3.	Darnay Scott, 1991	32
4.	Colin Lockett, 2013	31
	Colin Lockett, 2011	31
	Patrick Rowe, 1988	31
7.	Colin Lockett, 2012	30
8.	Davion Mauldin, 2009	29
	Michael Franklin, 2005	29
	Donte Gamble, 2001	29
11.	Davion Mauldin, 2008	26
	Mekell Wesley, 2007	26
13.	Vincent Brown, 2007	25
14.	Rashaad Penny, 2015	24
	Steve Stapler, 1978	24

## CAREER

Pl.	Player, Seasons	Number
1.	Colin Lockett, 2010-11-12-13	92
2.	Rashaad Penny, 2014-15-16-17	81
3.	Monty Gilbreath, 1986-87-88-89	74
4.	Darnay Scott, 1991-92-93	64
5.	Davion Mauldin, 2008-09	55
6.	Patrick Rowe, 1987-88-90-91	50
7.	Mekell Wesley, 2006-07-08-09	48
8.	Curtis Shearer, 1992-93-94	47
9.	Michael Franklin, 2002-03-04-05	46
10.	Juwan Washington, 2016-17-18-19	43
	Brandon Davis, 2008-09-10-11	43
12.	Steve Sapler, 1978-79	41
13.	Az Hakim, 1994-95-96-97	40
	Phil Smith, 1981-82	40
15.	Vincent Brown, 2007-08-09-10	36
	Damon Gourdine, 1997-98-99	36
---		
	<b>Jordan Byrd, 2018-19-20</b>	<b>35</b>

## ■ Yards

### SEASON

Pl.	Player, Season	Yards
1.	Monty Gilbreath, 1987	880
2.	Rashaad Penny, 2015	804
3.	Patrick Rowe, 1988	799
4.	Colin Lockett, 2012	777
5.	Colin Lockett, 2013	761
6.	Darnay Scott, 1991	680
7.	Colin Lockett, 2011	678
8.	Davion Mauldin, 2009	636
9.	Curtis Shearer, 1994	630
10.	Rashaad Penny, 2015	624
11.	Donte Gamble, 2001	594
12.	Davion Mauldin, 2008	588
13.	Mekell Wesley, 2007	568
14.	Damon Gourdine, 1998	558
15.	Jon Robertson, 1970	557

## CAREER

Pl.	Player, Seasons	Yards
1.	Rashaad Penny, 2014-15-16-17	2,449
2.	Colin Lockett, 2010-11-12-13	2,216
3.	Monty Gilbreath, 1986-87-88-89	1,543
4.	Darnay Scott, 1991-92-93	1,399
5.	Patrick Rowe, 1987-88-90-91	1,248
6.	Davion Mauldin, 2008-09	1,224
7.	Mekell Wesley, 2006-07-08-09	1,020
8.	Juwan Washington, 2016-17-18	1,017
9.	Phil Smith, 1981-82	1,003
10.	Az Hakim, 1994-95-96-97	999
11.	Brandon Davis, 2008-09-10-11	952
12.	Steve Sapler, 1978-79	886
13.	Curtis Shearer, 1991-92-93-94	875
14.	<b>Jordan Byrd, 2018-19-20</b>	<b>848</b>
15.	Damon Gourdine, 1997-98-99	835

## ■ Yards Per Return

### SEASON

(minimum 15 returns)

Pl.	Player, Season (KR - Yards)	Avg.
1.	Rashaad Penny, 2015 (24-804)	33.5
2.	Rashaad Penny, 2016 (20-624)	31.2
3.	Rashaad Penny, 2017 (17-521)	30.6
4.	Jon Robertson, 1970 (20-557)	27.9
5.	LeAndrew Childs, 1996 (15-408)	27.2
6.	Colin Lockett, 2012 (30-777)	25.9
7.	Patrick Rowe, 1988 (31-799)	25.8
8.	Phil Smith, 1981 (22-553)	25.1
9.	Rashaad Penny, 2014 (20-500)	25.0
	Phil Smith, 1982 (18-450)	25.0

## ■ Single-Game Kickoff Return Leaders

### MOST YARDS

Pl.	Player	(Rk.) Opponent, Date	No.	Yards	Avg.	TD
1.	Ray Bass	at TCU, Nov. 18, 2006	8	188	23.5	0
2.	Mekell Wesley	at UNLV, Nov. 10, 2007	5	178	35.6	1
3.	Mike Fox	vs. New Mexico*, Nov. 22, 1980	5	171	34.2	0
4.	Davion Mauldin	vs. Brigham Young*, Oct. 17, 2009	6	160	26.7	0
5.	Darnay Scott	vs. UCLA, Sept. 26, 1991	6	159	26.5	0
6.	Patrick Rowe	vs. Hawaii*, Oct. 15, 1988	7	157	22.4	0
7.	Patrick Rowe	vs. Wyoming*, Oct. 8, 1988	5	154	30.8	0
8.	Davion Mauldin	vs. (6) TCU*, Nov. 7, 2009	8	151	18.9	0
9.	<b>Jordan Byrd</b>	<b>vs. Colorado State*, Dec. 5, 2020</b>	<b>2</b>	<b>148</b>	<b>74.0</b>	<b>1</b>
10.	Vincent Brown	at Washington State, Sept. 8, 2007	6	146	24.3	0

### MOST ATTEMPTS

Pl.	Player	(Rk.) Opponent, Date	No.	Yards	Avg.	TD
1.	Davion Mauldin	vs. (6) TCU*, Nov. 7, 2009	8	151	18.9	0
	Vincent Brown	vs. (24) Cincinnati, Sept. 29, 2007	8	142	17.8	0
	Ray Bass	at TCU*, Nov. 18, 2006	8	188	23.5	0
4.	Colin Lockett	at Fresno State*, Sept. 29, 2012	7	102	14.8	0
	Michael Franklin	at Hawaii, Dec. 4, 2005	7	113	16.1	0
	Michael Franklin	vs. New Mexico*, Oct. 22, 2005	7	129	18.4	0
	Darnay Scott	vs. Brigham Young*, Nov. 16, 1991	7	104	14.9	0
	Patrick Rowe	vs. Hawaii*, Oct. 15, 1988	7	157	22.4	0
	Monty Gilbreath	at Brigham Young*, Nov. 7, 1987	7	145	20.7	0
	Monty Gilbreath	at (3) UCLA, Sept. 5, 1987	7	136	19.4	0

11.	Colin Lockett, 2013 (31-761)	24.5	<b>Kaegun Williams, 2018-19-20</b>	<b>1</b>
12.	Damon Gourdine, 1998 (23-558)	24.3	Many others tied at	1
13.	Eugene Carter, 1969 (17-412)	24.2		
14.	Az Hakim, 1995 (21-491)	23.4		
15.	Steve Stapler, 1978 (24-552)	23.0		

## CAREER

(minimum 35 returns)

Pl.	Player, Seasons	Avg.
1.	Rashaad Penny, 2014-15-16-17	30.2
2.	Phil Smith, 1981-82	25.1
3.	Az Hakim, 1994-95-96-97	24.98
4.	Patrick Rowe, 1987-88-90-91	24.96
5.	<b>Jordan Byrd, 2018-19-20</b>	<b>24.2</b>
6.	Colin Lockett, 2010-11-12-13	24.1
7.	Juwan Washington, 2016-17-18	23.7
8.	Damon Gourdine, 1997-98-99	23.2
9.	Davion Mauldin, 2008-09	22.3
10.	Brandon Davis, 2008-09-10-11	22.1
11.	Darnay Scott, 1991-92-93	21.9
12.	Steve Sapler, 1978-79	21.6
13.	Vincent Brown, 2007-08-09-10	21.31
14.	Mekell Wesley, 2006-07-08-09	21.25
15.	Monty Gilbreath, 1986-87-88-89	20.9

## ■ Touchdowns

### SEASON

Pl.	Player, Season	Number
1.	Rashaad Penny, 2015	3
2.	Rashaad Penny, 2017	2
	Juwan Washington, 2017	2
	Rashaad Penny, 2016	2
	Colin Lockett, 2012	2
6.	Many times, most recently	1
	<b>Jordan Byrd, 2020</b>	

## CAREER

Pl.	Player, Seasons	Number
1.	Rashaad Penny, 2014-15-16-17	7
2.	Juwan Washington, 2016-17-18-19	3
	Colin Lockett, 2010-11-12-13	3
4.	<b>Jordan Byrd, 2018-19-20</b>	<b>1</b>





**Bold** indicates set by a current Aztec  
\* - Indicates conference game

## ■ Team Records

### Most Punts

**Game:** 12, four times, most recent:  
at Wisconsin, 9/16/06  
**Season:** 86, in 1980 (4-8)

### Fewest Punts

**Game:** 0, many times, most recent:  
at San José State\*, 11/4/17  
**Season:** 25, in 1959 (1-6-1)

### Most Yardage

**Game:** 543, Wayne Ross vs. Brigham Young\*,  
11/29/86  
**Season:** 3,435, in 1980 (4-8)

### Highest Average Per Punt

**Game:** 53.0 (6), at Brigham Young\*, 9/16/95 (min. 3)  
**Season:** 45.2, in 2019 (10-3)

## ■ Individual Records

### Most Punts

**Game:** 12, Michael Hughes at Wisconsin, 9/16/06,  
Wayne Ross vs. Brigham Young\*, 11/29/86,  
and John Beck vs. Tennessee State, 9/15/67  
**Season:** 84, Mike Jezulin, 1980  
**Career:** 248, vs. Wayne Ross, 1984-85-86-87

### Most Yards

**Game:** 543, Wayne Ross vs. Brigham Young\*,  
11/29/86  
**Season:** 3,435, Mike Jezulin, 1980  
**Career:** 10,556, Brian Stahovich, 2008-09-10-11

### Highest Average

**Game:** 54.8, Mike Saxon vs. Brigham Young\*,  
10/22/83 (min. 6)  
**Season:** 46.5, Noel Prefontaine, 1996  
**Career:** 44.7, Noel Prefontaine, 1995-96

## ■ Attempts

### SEASON

Pl.	Player, Season	Number
1.	Mike Jezulin, 1980	84
2.	Tanner Blain, 2015	77
3.	Brandon Heicklen, 2019	74
4.	Wayne Ross, 1984	73
5.	Michael Hughes, 2007	72
6.	Brian Stahovich, 2008	71
7.	Seth Santoro, 2003	70
8.	Wayne Ross, 1986	69
	Willie Buchanon, 1971	69
10.	Brandon Heicklen, 2018	68
11.	Michael Hughes, 2005	67
	Don Copeland, 1998	67
13.	Don Copeland, 1997	65
	Scott Oatsvall, 1992	65
15.	Tanner Blain, 2016	63
	Brian Simjanovski, 2001	63

### CAREER

Pl.	Player, Seasons	Number
1.	Wayne Ross, 1984-85-86-87	248
2.	Brian Stahovich, 2008-09-10-11	246
3.	Michael Hughes, 2004-05-06-07	230
4.	Brandon Heicklen, 2017-18-19	201

5.	Brian Simjanovski, 1999-00-01-02	178
6.	Tanner Blain, 2015-16	140
	Tim Thorn, 1972-73-74	140
8.	Mike Jezulin, 1980-81	139
9.	Willie Buchanon, 1970-71	129
10.	Don Copeland, 1997-98	126
11.	Joel Alesi, 2012-13-14	117
12.	Ed Kaszycki, 1993-94	109
13.	Jason Savorn, 1990-91-93	108
14.	Joe Santos, 1988-89	104
15.	Noel Prefontaine, 1995-96	100

## ■ Yards

### SEASON

Pl.	Player, Season	Yards
1.	Mike Jezulin, 1980	3,435
2.	Brandon Heicklen, 2019	3,347
3.	Michael Hughes, 2007	3,163
4.	Wayne Ross, 1984	3,128
5.	Tanner Blain, 2015	3,102
6.	Michael Hughes, 2005	3,003
7.	Seth Santoro, 2003	2,915
8.	Brandon Heicklen, 2018	2,844
9.	Brian Stahovich, 2008	2,807
10.	Don Copeland, 1997	2,797
11.	Wayne Ross, 1986	2,782
12.	Brian Simjanovski, 2001	2,747
13.	Don Copeland, 1998	2,690
14.	Brian Stahovich, 2009	2,674
15.	Brian Stahovich, 2011	2,669

### CAREER

Pl.	Player, Seasons	Yards
1.	Brian Stahovich, 2008-09-10-11	10,556
2.	Wayne Ross, 1984-85-86-87	10,402
3.	Michael Hughes, 2004-05-06-07	9,807
4.	Brandon Heicklen, 2017-18-19	8,449
5.	Brian Simjanovski, 1999-00-01-02	7,627
6.	Mike Jezulin, 1980-81	5,794
7.	Tanner Blain, 2015-16	5,704
8.	Don Copeland, 1997-98	5,487
9.	Tim Thorn, 1972-73-74	5,157
10.	Willie Buchanon, 1970-71	4,751
11.	Noel Prefontaine, 1995-96	4,469
12.	Joel Alesi, 2012-13-14	4,450
13.	Joe Santos, 1988-89	4,287
14.	Ed Kaszycki, 1993-94	4,192
15.	Jason Savorn, 1990-91-93	4,134

## ■ Average

### SEASON

Pl.	Player, Season (No.-Yds.)	Avg.
1.	Noel Prefontaine, 1996 (48-2,234)	46.54
2.	Mike Saxon, 1983 (57-2,592)	45.47
3.	<b>Tanner Kuljian, 2020 (35-1,589)</b>	<b>45.40</b>
4.	Brian Stahovich, 2010 (53-2,406)	45.39
5.	Brandon Heicklen, 2019 (74-3,347)	45.23
6.	Michael Hughes, 2005 (67-3,003)	44.82
7.	Michael Hughes, 2007 (72-3,163)	43.93
8.	Brian Stahovich, 2009 (61-2,674)	43.84
9.	Brian Stahovich, 2011 (61-2,669)	43.75
10.	Brian Simjanovski, 2001 (63-2,747)	43.60
11.	Don Copeland, 1997 (65-2,797)	43.03
12.	Noel Prefontaine, 1995 (52-2,235)	42.98
13.	Mike Jezulin, 1981 (55-2,359)	42.89
14.	Wayne Ross, 1984 (73-3,128)	42.85
15.	Brian Simjanovski, 2000 (55-2,356)	42.84

### CAREER

(minimum 90 attempts)

Pl.	Player, Seasons	Avg.
1.	Noel Prefontaine, 1995-96	44.7
2.	Mike Saxon, 1982-83	44.1

## ■ Single-Game Punting Leaders

### MOST YARDS

Pl.	Player	(Rk.) Opponent, Date	No.	Yards	Avg.
1.	Wayne Ross	vs. Brigham Young*, Nov. 29, 1986	12	543	45.3
2.	Michael Hughes	at (9) Ohio State, Sept. 17, 2005	11	483	43.9
3.	Mike Jezulin	vs. New Mexico*, Nov. 22, 1980	11	482	43.8
4.	Michael Hughes	vs. Wyoming*, Nov. 3, 2007	10	481	48.1
5.	John Beck	vs. Tennessee State, Sept. 15, 1967	12	479	39.9
6.	Michael Hughes	at Wisconsin, Sept. 16, 2006	12	478	39.8
7.	Brian Stahovich	at Missouri, Sept. 18, 2010	10	456	45.6
8.	Brandon Heicklen	vs. Weber State, Aug. 31, 2019	9	441	49.0
9.	Joe Santos	at (7) Miami, Nov. 18, 1989	11	437	39.7
10.	Don Copeland	at Air Force*, Sept. 27, 1997	9	432	48.0

### MOST ATTEMPTS

Pl.	Player	(Rk.) Opponent, Date	No.	Yards	Avg.
1.	Michael Hughes	at Wisconsin, Sept. 16, 2006	12	478	39.8
	Wayne Ross	vs. Brigham Young*, Nov. 29, 1986	12	543	45.3
	John Beck	vs. Tennessee State, Sept. 15, 1967	12	479	39.9
4.	Michael Hughes	at (9) Ohio State, Sept. 17, 2005	11	483	43.9
	Joe Santos	at (7) Miami, Nov. 18, 1989	11	437	39.7
	Mike Jezulin	vs. New Mexico, Nov. 22, 1980	11	482	43.8
7.	Brandon Heicklen	vs. Northern Illinois, Sept. 30, 2017	10	399	39.9
	Brian Stahovich	at Missouri, Sept. 18, 2010	10	456	45.6
	Brian Stahovich	at TCU*, Oct. 4, 2008	10	361	36.1
	Michael Hughes	vs. Wyoming*, Nov. 3, 2007	10	481	48.1
	Justin Sisco	at Illinois, Sept. 11, 1999	10	374	37.4
	Don Copeland	at USC, Sept. 12, 1998	10	377	37.7
	Bill Kushner	at (5) UCLA, Sept. 3, 1988	10	367	36.7

### HIGHEST AVERAGE

minimum four punts

Pl.	Player	(Rk.) Opponent, Date	No.	Yards	Avg.
1.	Mike Saxon	vs. Brigham Young*, Oct. 22, 1983	6	329	54.833
2.	Michael Hughes	at Air Force*, Nov. 17, 2007	4	219	54.750
3.	Noel Prefontaine	at Brigham Young*, Sept. 16, 1995	5	265	53.000
4.	<b>Tanner Kuljian</b>	<b>at Nevada*, Nov. 21, 2020</b>	<b>8</b>	<b>420</b>	<b>52.500</b>
	Seamus McMorrow	at Nevada*, Oct. 20, 2012	4	210	52.500
	Brian Stahovich	at Air Force*, Sept. 26, 2009	6	315	52.500
7.	Michael Hughes	at Wyoming*, Nov. 4, 2006	5	261	52.200
8.	Noel Prefontaine	vs. Air Force*, Nov. 28, 1996	6	310	51.667
9.	Brandon Heicklen	vs. Nevada*, Nov. 9, 2019	6	307	51.167
10.	Mike Saxon	at Hawaii*, Oct. 1, 1983	5	255	51.000
	Michael Hughes	at UNLV*, Oct. 8, 2005	8	408	51.000

3.	Brian Stahovich, 2008-09-10-11	42.9
4.	Brian Simjanovski, 1999-00-01-02	42.8
5.	Michael Hughes, 2004-05-06-07	42.5
6.	Don Copeland, 1997-98	42.2
7.	Brandon Heicklen, 2017-18-19	42.0
8.	Wayne Ross, 1984-85-86-87	41.9
9.	Mike Jezulin, 1980-81	41.7
10.	Joe Santos, 1988-89	40.8
11.	Tanner Blain, 2015-16	40.7
12.	Ed Kaszycki, 1993-94	38.5
13.	Jason Savorn, 1990-91-93	38.3
14.	Joel Alesi, 2012-13-14	38.0
15.	Tim Thorn, 1972-73-74	36.8
9.	Brandon Heicklen, 2017	18
	Brian Stahovich, 2010	18
11.	Joel Alesi, 2013	17
	Brian Stahovich, 2011	17
13.	Michael Hughes, 2007	15
14.	Brian Stahovich, 2008	14
15.	Seamus McMorrow, 2012	13
	Brian Stahovich, 2009	13

### CAREER

(Mountain West era - since 1999)

Pl.	Player, Seasons	Avg.
1.	Brandon Heicklen, 2017-18-19	79
2.	Brian Stahovich, 2008-09-10-11	62
3.	Michael Hughes, 2004-05-06-07	54
4.	Tanner Blain, 2015-16	51
5.	Joel Alesi, 2012-13-14	40
6.	Brian Simjanovski, 1999-00-01-02	37
7.	Seth Santoro, 2003	20
8.	Seamus McMorrow, 2012-13	15
9.	<b>Tanner Kuljian, 2020</b>	<b>12</b>
10.	Justin Sisco, 2000	9
11.	Alan Gomez, 2006	3
12.	<b>Matt Araiza, 2019-20</b>	<b>2</b>
	Garrett Palmer, 2004	2
14.	Ryan Katz, 2012	1

## ■ Punts I20

### SEASON

(Mountain West era - since 1999)

Pl.	Player, Season	I20
1.	Brandon Heicklen, 2019	35
2.	Brandon Heicklen, 2018	26
	Tanner Blain, 2016	26
4.	Tanner Blain, 2015	25
5.	Joel Alesi, 2014	22
	Brian Simjanovski, 2001	22
7.	Seth Santoro, 2003	20
8.	Michael Hughes, 2005	19

# Miscellaneous Records



10 BOWL GAME APPEARANCES SINCE 2010 ► 21 CONFERENCE CHAMPIONSHIPS

**Bold** indicates set by a current Aztec  
 \* - Indicates conference game. ^ - Indicates Division I era record.

## ■ Team Records

### Most Wins

Season: 11, in 2016 (11-3), in 2015 (11-3), 1969 (11-0) and 1966 (11-0)

### Most Consecutive Wins

Overall: 25, (10/23/65 - 11/18/67)  
 Season: 11, in 1969 (11-0) and 1966 (11-0)

### Most Conference Wins

Season: 8, in 2015 (8-0 in Mountain West)

### Most Returns for Touchdowns

Game: 3, vs. San Diego, 9/3/15 and vs. Hawai'i, 10/11/96  
 Season: 8, in 2016 (11-3) and in 2015 (11-3)

### Largest Winning Margin

Game: 72, vs. UC Santa Barbara, 11/21/53  
 League: 72, vs. UC Santa Barbara, 11/21/53  
 MW: 55 vs. Hawai'i\*, 11-5-16

## LARGEST WINNING MARGIN

Pl.	Opponent, Date	Pts.
1.	UC Santa Barbara*, Nov. 21, 1953	72
2.	California Christian, Oct. 1, 1927	71
3.	Cal Poly SLO*, Oct. 5, 1963	69
4.	Cal State L.A.*, Oct. 27, 1951	64
5.	Southern Mississippi, Nov. 9, 1968	61
6.	UC Santa Barbara*, Nov. 14, 1970	58
	at El Centro Junior College, Nov. 5, 1924	58
8.	Hawai'i*, Nov. 5, 2016	55
9.	San Francisco State, Sept. 26, 1964	54
10.	CSUN*, Nov. 14, 1964	53
11.	Utah*, Nov. 3, 1990	52
	at Cal Poly SLO*, Oct. 3, 1964	52
13.	at CSUN*, Nov. 13, 1965	50
	at Santa Ana Junior College*, Nov. 4, 1922	50
15.	UTEP*, Sept. 15, 1984	49
	New Mexico State, Nov. 15, 1969	49
	Cal State L.A.*, Sept. 27, 1969	49

### Most First Downs

Game/DI Era: 37 vs. Long Beach State, 10/24/87  
 Game/MW: 31 at San José State\*, 11/4/17  
 Season: 305, in 1993 (6-6)

## FIRST DOWNS/SEASON

Pl.	Season	First Downs
1.	1993 (6-6)	305
2.	1989 (6-5-1)	292
3.	1991 (8-4-1)	291
4.	1990 (6-5)	287
5.	1995 (8-4)	282

6.	2011 (8-5)	281
	2002 (4-9)	281
	1987 (5-7)	281
9.	2016 (11-3)	278
	2012 (9-4)	278
11.	2013 (8-5)	269
12.	2010 (9-4)	264
	1969 (11-0)	264
14.	2015 (11-3)	260
	1996 (8-3)	260

### Fewest First Downs

Season: 80, in 1958 (3-5)  
 DI Era: 187, in 2000 (3-8)

### Fewest First Downs Allowed

Game/DI Era: 5 vs. Weber State, 8/31/19  
 Game MW: 8 at San José State\*, 11/4/17 and vs. New Mexico\*, 11/5/11  
 Season: 86, in 1958 (3-5)  
 DI Era: 134, in 1970 (9-2)

### Most First Downs Allowed

Season: 322, in 2007 (4-8)  
 DI Era: 39 vs. TCU\*, 11/24/07

### Most First Downs Passing

Season: 174, in 1990 (6-5)

### Most First Downs Rushing

Season: 165, in 2016 (11-3)

### Most First Downs By Penalty

Season: 27, in 1993 (6-6)

### Fewest Penalties

Season: 27, in 1959 (1-6-1)  
 DI Era: 38, in 2020 (4-4)

### Most Penalties

Season: 110, in 1985 (5-6-1)

### Fewest Penalty Yards

Season: 243, in 1959 (1-6-1)  
 DI Era: 339, in 2020 (4-4)

### Most Penalty Yards

Season: 1,144, in 1970 (9-2)

### Fewest Fumbles

Season: 6, in 2019 (10-3)

### Most Fumbles

Season: 54, in 1955 (2-8)  
 DI Era: 39, in 1973 (9-1-1)

### Fewest Fumbles Lost

Season: 2, in 2019 (10-3)

### Most Fumbles Lost

Season: 29, in 1955 (2-8)  
 DI Era: 25, in 1973 (9-1-1)





# Longest Plays



10 BOWL GAME APPEARANCES SINCE 2010 ► 21 CONFERENCE CHAMPIONSHIPS

## PASSING PLAYS (18 82-PLUS-YARD PASSES)

Yds.	Passer to Receiver, Opponent, Date (Result)
97	Kevin O'Connell to Chaz Schilens vs. TCU*, Nov. 24, 2007 (L, 33-45)
92	Brian Sipe to Robert West at Fresno State*, Oct. 30, 1971 (L, 10-17)
90	Ryan Lindley to Vincent Brown vs. (25) Utah*, Nov. 20, 2010 (L, 34-38)
89	Christian Chapman to Fred Trevillion vs. Boise State*, Oct. 14, 2017 (L, 14-31)
87	J.R. Tolver to Kassim Osgood at Hawaii*, Dec. 7, 2002 (L, 40-41)
87	Jack Hawley to Derrick Lewis at UNLV*, Nov. 20, 1999 (W, 37-7)
87	Tim Gutierrez to Marshall Faulk at Fresno State*, Nov. 20, 1993 (L, 37-63)
86	Christian Chapman to Mikah Holder vs. New Hampshire, Dec. 17, 2016 (W, 31-0)
86	Dennis Shaw to Tom Nettles vs. Southern Mississippi, Nov. 9, 1968 (W, 68-7)
85	Billy Blanton to Nate Jacquet at UNLV*, Nov. 16, 1996 (L, 42-44)
85	Doug Matheson to Dan Laskowski vs. Weber State, Sept. 23, 1967 (W, 58-12)
84	Todd Santos to Vince Warren vs. Colorado State*, Oct. 20, 1984 (W, 41-24)
83	Mark Halda to Bobby Taylor vs. Miami, Oct. 13, 1979 (W, 31-20)
83	Mark Halda to Steve Stapler vs. Wisconsin, Sept. 29, 1979 (W, 24-17)
83	Jeff Atteberry to Mike Reed vs. UC Santa Barbara*, Nov. 14, 1970 (W, 65-7)
82	Ryan Lindley to Vincent Brown vs. Utah State, Sept. 25, 2010 (W, 41-7)
82	David Lowery to Darnay Scott at California, Sept. 11, 1993 (W, 22-20)
82	Don Horn to Craig Scoggins vs. Cal State L.A.*, Nov. 26, 1966 (W, 39-12)

## RUSHING PLAYS (24 75-PLUS-YARD RUSHES)

Yds.	Player, Opponent, Date (Result)
99	Ronnie Hillman vs. Wyoming*, Oct. 29, 2011 (L, 27-30)
98	Phil Prokop vs. Pepperdine*, Oct. 11, 1952 (W, 33-13)
95	Rashaad Penny at Arizona State, Sept. 9, 2017 (W, 30-20)
93	Donnel Pumphrey at New Mexico*, Oct. 10, 2014 (W, 24-14)
93	Ronnie Hillman at Missouri, Sept. 18, 2010 (L, 24-27)
92	Chris Hardy vs. UTEP*, Nov. 16, 1985 (W, 34-6)
92	Chris Hardy vs. Colorado State*, Sept. 28, 1985 (W, 48-23)
92	Volney Quinlan vs. San Diego Marines, Oct. 13, 1951 (W, 34-18)
88	Kern Carson at Fresno State*, Nov. 2, 1963 (W, 34-6)
86	Ted Washington vs. North Dakota State, Nov. 5, 1966 (W, 36-0)
85	Bob Tomlinson vs. Utah State, Sept. 19, 1947 (W, 24-19)
83	Adam Muema vs. San José State*, Sept. 22, 2012 (L, 34-38)
82	Rashaad Penny at San José State, Nov. 4, 2017 (W, 52-7)
82	Adam Muema at Wyoming*, Nov. 24, 2012 (W, 42-28)
81	Rashaad Penny vs. Army (AFB), Dec. 23, 2017 (L, 35-42)
81	Juwan Washington vs. Colorado State*, Nov. 26, 2016 (L, 31-63)
81	Adam Muema vs. (10) Boise State*, Nov. 19, 2011 (L, 35-52)
79	Donnel Pumphrey at Northern Illinois, Sept. 17, 2016 (W, 42-28)
79	Jesus Reyes vs. UTEP*, Nov. 21, 1998 (W, 34-29)
77	Larry Ned at Utah*, Oct. 23, 1999 (L, 16-38)
76	Bob Cozens vs. Cal Tech, Nov. 14, 1941 (W, 44-6)
75	George Jones vs. Fresno State*, Oct. 14, 1995 (W, 48-24)
75	Jimmy Pyles at New Mexico, Nov. 24, 1966 (L, 6-34)
75	Jim Simmons at Cal Poly SLO*, Nov. 20, 1949 (W, 40-19)

## INTERCEPTION RETURNS (13 85-PLUS-YARD INTERCEPTION RETURNS)

Yds.	Player, Opponent, Date (Result)
100	Harold Hicks vs. Hawaii*, Nov. 22, 1986 (W, 35-5)
100	Dave Croudip vs. Long Beach State, Oct. 23, 1982 (W, 51-17)
98	Terrell Ward at New Mexico*, Oct. 6, 1979 (W, 35-7)
98	Bob Jones vs. North Dakota State, Nov. 5, 1966 (W, 36-0)
97	Tory Nixon at Air Force*, Sept. 1, 1984 (L, 16-34)
96	Leon McFadden at Fresno State*, Sept. 29, 2012 (L, 40-52)
96	James McMichael vs. LaVerne*, Oct. 19, 1935 (W, 14-6)
91	Dick Weber at CSUN*, Nov. 11, 1967 (W, 30-21)
88	Ricky Parker at Oklahoma, Sept. 9, 1995 (L, 22-38)
86	Joe Martin at UNLV*, Oct. 8, 2005 (L, 10-13)
85	Jacob Elimimian at UTEP, Sept. 13, 2003 (W, 34-0)
85	Bob Tomlinson at Fresno State*, Nov. 5, 1949 (W, 18-7)
85	Eddie Preisler vs. San Diego Marines, Nov. 11, 1938 (W, 9-0)

## KICKOFF RETURNS (24 90-PLUS-YARD KICKOFF RETURNS)

Yds.	Player, Opponent, Date (Result)
100	Rashaad Penny vs. Nevada*, Nov. 18, 2018 (W, 42-23)
100	Rashaad Penny vs. California, Sept. 10, 2016 (W, 45-40)
100	Rashaad Penny vs. Cincinnati (HB), Dec. 24, 2015 (W, 42-7)
100	Rashaad Penny at Penn State, Sept. 26, 2015 (L, 21-37)
100	Colin Lockett at (19) Boise State*, Nov. 3, 2012 (W, 21-19)
100	Charlie Crews vs. UTEP*, Nov. 17, 1979 (W, 42-20)
100	Mel Jacobs vs. North Texas, Sept. 20, 1975 (W, 31-10)
99	Rashaad Penny at Arizona State, Sept. 9, 2017 (W, 30-20)
99	Mike Fox vs. Colorado State*, Nov. 20, 1982 (W, 38-10)
98	Brandon Davis at Air Force*, Oct. 13, 2011 (W, 41-27)
98	Jon Robertson vs. Brigham Young, Oct. 3, 1970 (W, 31-11)

97	Rashaad Penny vs. San Diego, Sept. 5, 2015 (W, 37-3)
97	Jim Sandusky at New Mexico*, Nov. 19, 1983 (L, 14-34)
96	Juwan Washington vs. Northern Illinois, Sept. 30, 2017 (W, 34-28)
96	Colin Lockett vs. Army, Sept. 8, 2012 (W, 42-7)
96	Jesus Reyes at Wyoming*, Nov. 1, 1997 (L, 17-41)
96	Art Preston vs. Arizona State, Oct. 20, 1951 (T, 27-27)
95	<b>Kaegun Williams at San José State, Oct. 19, 2019 (W, 27-17)</b>
94	Colin Lockett vs. Cal Poly, Sept. 3, 2011 (W, 49-21)
93	<b>Jordan Byrd vs. Colorado State*, Dec. 5, 2020 (W, 29-17)</b>
93	Rashaad Penny at Wyoming*, Nov. 19, 2016 (L, 33-34)
93	Davion Mauldin vs. Colorado State*, Oct. 25, 2008 (L, 34-38)
92	Juwan Washington at Wyoming*, Nov. 19, 2016 (L, 33-34)
91	Kern Carson at Cal St. L.A.*, Oct. 19, 1963 (L, 30-43)

## PUNT RETURNS (13 75-PLUS-YARD PUNT RETURNS)

Yds.	Player, Opponent, Date (Result)
95	Damon Gourdine vs. Utah*, Oct. 24, 1998 (W, 21-20)
91	Ray Peterson vs. Fresno State*, Nov. 21, 1992 (L, 41-45)
90	<b>BJ Busbee vs. Colorado State*, Dec. 5, 2020 (W, 29-17)</b>
90	Jim Sandusky at Utah*, Sept. 17, 1983 (L, 24-27)
88	Art Preston at Pepperdine, Oct. 1, 1949 (W, 9-7)
87	Kyle Conerly vs. UNLV*, Oct. 26, 2002 (W, 31-21)
86	Mel Jacobs vs. UTEP, Sept. 6, 1975 (W, 31-10)
80	Gilbert Warren vs. CSUN, Nov. 3, 1962 (W, 39-0)
79	Eric Lewis vs. San José State*, Nov. 8, 1997 (W, 48-21)
79	Nate Wright at Fresno State*, Oct. 28, 1967 (W, 28-21)
78	T.C. Wright vs. Long Beach State, Sept. 8, 1991 (W, 49-13)
76	Webster Slaughter vs. New Mexico*, Nov. 23, 1985 (W, 52-20)
75	Ray Peterson vs. Navy, Sept. 3, 1994 (W, 56-14)

## FIELD GOALS (25 50-PLUS-YARD FIELD GOALS)

Yds.	Player, Opponent, Date (Result)
57	Ed Corral at Air Force*, Sept. 20, 1980 (W, 13-10)
54	John Baron II vs. (23) Arizona State, Sept. 15, 2018 (W, 28-21)
54	Donny Hageman at Colorado State*, Oct. 31, 2015 (W, 41-17)
54	Donny Hageman vs. South Alabama, Sept. 19, 2015 (L, 27-34)
54	Chris O'Brien at Air Force*, Nov. 2, 1985 (L, 10-31)
53	John Baron II vs. Hawaii**, Nov. 24, 2018 (L, 30-31 (OT))
53	Abel Perez vs. UNLV*, Nov. 27, 2010 (W, 48-14)
53	Peter Holt at Colorado State*, Oct. 26, 1996 (L, 18-27)
53	Steve LaPlant vs. Arizona, Nov. 8, 1975 (L, 24-31)
52	John Baron II vs. Sacramento State, Sept. 8, 2018 (W, 28-14)
52	Dave Meyer at New Mexico*, Oct. 3, 1981 (W, 17-15)
51	John Baron II vs. San José State*, Oct. 20, 2018 (W, 16-13)
51	J.C. Mejia at Colorado State*, Nov. 15, 2003 (L, 6-21)
51	Chris O'Brien vs. New Mexico*, Nov. 17, 1984 (W, 37-31)
50	John Baron II vs. Eastern Michigan, Sept. 22, 2018 (W, 23-20 (OT))
50	John Baron II vs. UNLV*, Oct. 8, 2016 (W, 26-7)
50	Garrett Palmer at Arizona State, Sept. 15, 2007 (L, 13-34)
50	Garrett Palmer vs. Nevada, Sept. 25, 2004 (W, 27-10)
50	Nate Tandberg vs. New Mexico*, Oct. 11, 1997 (L, 21-36)
50	Andy Trakas vs. Long Beach State, Sept. 15, 1990 (W, 38-20)
50	Andy Trakas at Miami, Nov. 18, 1989 (L, 6-42)
50	Tyler Ackerson at Stanford, Sept. 17, 1988 (L, 10-31)
50	Chris O'Brien vs. New Mexico*, Nov. 17, 1984 (W, 37-31)
50	Marco Morales at Air Force*, Sept. 11, 1982 (L, 32-44)
50	Steve Duncan vs. Cal State Fullerton, Sept. 10, 1977 (W, 34-17)

## PUNTS (14 68-PLUS-YARD PUNTS)

Yds.	Player, Opponent, Date (Result)
89	Brian Stahovich at Wyoming*, Oct. 30, 2010 (W, 48-38)
82	Noel Prefontaine at New Mexico*, Oct. 19, 1996 (W, 48-42)
80	Mike Saxon at Brigham Young*, Nov. 13, 1982 (L, 8-58)
78	Michael Hughes at UNLV*, Oct. 8, 2005 (L, 10-13)
76	Joe Duke vs. San Diego Marines, Nov. 21, 1959 (L, 6-64)
75	Tanner Blain at Wyoming (MWCG), Dec. 3, 2016 (W, 27-24)
75	Michael Hughes vs. Wyoming*, Nov. 3, 2007 (W, 27-24)
73	Michael Hughes at Colorado State*, Nov. 12, 2005 (W, 30-10)
73	Ed Mendez vs. Long Beach State*, Oct. 12, 1963 (W, 33-8)
70	<b>Tanner Kuljian vs. San José State*, Nov. 6, 2020 (L, 17-28)</b>
70	Noel Prefontaine vs. Air Force*, Nov. 28, 1996 (W, 28-23)
70	Jack Henley vs. Cal Poly Pomona, Oct. 28, 1950 (W, 49-20)
69	Mike Saxon vs. Brigham Young*, Nov. 22, 1983 (W, 32-7)
68	Tim Thorn at Kent State, Sept. 30, 1972 (W, 14-0)

\* - Indicates conference game.

# Opponent Longest Plays



10 BOWL GAME APPEARANCES SINCE 2010 ► 21 CONFERENCE CHAMPIONSHIPS

## PASSING PLAYS (18 80-PLUS-YARD PASSES)

Yds.	Passer to Receiver, Opponent, Date (Result)
99	Terry Peel to Robert Ford at Houston, Oct. 14, 1972 (L, 14-49)
98	Paul Oates to Sean Foster vs. Long Beach State, Oct. 14, 1989 (W, 30-26)
96	Mark Miller to Dave Dudley at Bowling Green, Sept. 25, 1976 (W, 27-15)
91	Marquise Williams to Mack Hollins at No. 21/23 North Carolina, Sept. 6, 2014 (L, 27-31)
88	Derek Carr to Jalen Saunders vs. Fresno State, Dec. 3, 2011 (W, 35-28)
87	Graham Leigh to Martinez Williams at New Mexico*, Oct. 17, 1998 (W, 36-33-ot)
87	Mike McCoy to Henry Lusk at Utah*, Oct. 30, 1993 (L, 41-45)
86	Marcus McMaryion to Jamire Jordan at Fresno State*, Nov. 17, 2018 (L, 14-23)
84	Gary Wann to Dan Jones at Long Beach State*, Nov. 25, 1972 (W, 33-14)
82	Ty Gangi to Wyatt Demps vs. Nevada*, Nov. 18, 2017 (W, 42-23)
82	John Beck to Austin Collie at Brigham Young*, Nov. 6, 2004 (L, 16-49)
81	Daniel Santacaterina to Spencer Tears vs. Northern Illinois, Sept. 30, 2017 (W, 34-28)
80	K.J. Costello to JJ Arcega-Whiteside at No. 13/13 Stanford, Aug. 31, 2018 (L, 10-31)
80	Marshall Lobbestael to Marquess Wilson vs. Washington State, Sept. 17, 2011 (W, 42-24)
80	Ben Mauk to Marcus Bennett vs. No. 24/- Cincinnati, Sept. 29, 2007 (L, 23-52)
80	Bradlee Van Pelt to Joe Cappari vs. No. 21/17 Colorado State*, Oct. 18, 1980 (L, 7-26)
80	Tom Corontzos to Ryan Yarborough at Wyoming*, Oct. 6, 1990 (L, 51-52)
80	Jim McMahon to Clay Brown at Brigham Young*, Sept. 13, 1980 (L, 11-35)

## RUSHING PLAYS (10 80-PLUS-YARD RUSHES)

Yds.	Player, Opponent, Date (Result)
97	Jimmy Pyles vs. San Diego Marines, Nov. 8, 1958 (L, 0-25)
96	Trung Canidate at Arizona, Oct. 4, 1997 (L, 28-31)
95	Reynaldo Brathwaite vs. Brigham Young, Oct. 4, 2003 (L, 36-44)
90	Tarik Smith at California, Sept. 14, 1996 (L, 37-42)
86	Dabby Dawson vs. Wyoming*, Oct. 8, 1988 (L, 27-55)
86	DeMond Parker vs. Oklahoma, Sept. 21, 1996 (W, 51-31)
84	Reggie Cherry vs. No. 13 Houston, Oct. 6, 1973 (L, 9-14)
82	Jim Kirby vs. Long Beach State*, Nov. 20, 1970 (L, 11-27)
81	Wilton Davis vs. Hardin-Simmons (Harbor Bowl), Jan. 1, 1948 (L, 0-53)
80	Ron Rivers vs. Fresno State*, Nov. 21, 1992 (L, 41-45)

## INTERCEPTION RETURNS (11 75-PLUS-YARD INTERCEPTION RETURNS)

Yds.	Player, Opponent, Date (Result)
100	Brian Walker at No. 21/23 North Carolina, Sept. 6, 2014 (L, 27-31)
100	Will Allen at No. 2/2 Ohio State, Sept. 9, 2003 (L, 13-16)
100	Emmanuel Franklin at Arizona State, Sept. 8, 2001 (L, 7-38)
100	Harold Hicks vs. Hawaii*, Nov. 22, 1986 (W, 35-5)
97	Troy Reffett at UTEP, Nov. 12, 1988 (L, 7-58)
89	Deshawn vs. No. 8/7 Utah*, Nov. 15, 2008 (L, 14-63)
86	Erroll Tucker vs. Utah*, Oct. 19, 1985 (L, 37-39)
80	Quincy Rogers vs. Wyoming*, Nov. 3, 2007 (W, 27-24)
80	Tim Curry at No. 25/25 Air Force*, Sept. 27, 1997 (L, 18-24-ot)
80	Russ Wylie vs. Whittier, Nov. 27, 1954 (W, 41-28)
75	Jerome Davis at Minnesota, Sept. 13, 1994 (L, 17-40)

## KICKOFF RETURNS (8 90-PLUS-YARD KICKOFF RETURNS)

Yds.	Player, Opponent, Date (Result)
100	Bryan Douglas vs. Boise State, Nov. 23, 2013 (W, 34-31-ot)
100	Dexter Wynn vs. No. 24/- Colorado State*, Oct. 28, 2000 (L, 22-34)
100	Jessie Kendrick vs. Cal State L.A.*, Oct. 25, 1952 (W, 41-26)
99	Roy Ross vs. UTEP*, Nov. 24, 1990 (W, 53-31)
98	Mike Harris vs. Tampa, Sept. 21, 1974 (W, 28-25)
97	Tyler Ervin vs. San José State, Sept. 22, 2012 (L, 34-38)
96	Terance Mathis vs. New Mexico*, Nov. 4, 1989 (W, 45-28)
91	Ralph Reed at Nevada, Nov. 11, 1945 (L, 6-44)

## PUNT RETURNS (9 75-PLUS-YARD PUNT RETURNS)

Yds.	Player, Opponent, Date (Result)
92	Clayton Tave at Pepperdine*, Nov. 14, 1959 (T, 14-14)
91	Robert Ruiz vs. Colorado State*, Nov. 26, 2016 (L, 31-63)
89	Darryl Henley at No. 5 UCLA, Sept. 3, 1988 (L, 6-59)
88	Joe Womack vs. Cal State L.A.*, Sept. 29, 1959 (L, 3-21)
87	Darry Sargent vs. Louisiana (New Orleans Bowl), Dec. 17, 2011 (L, 30-32)
84	Grey Myers vs. Colorado State*, Nov. 26, 1995 (L, 13-24)
84	James Dye at Brigham Young*, Sept. 16, 1995 (L, 19-31)
81	Paul Baldwin at Cal State L.A.*, Oct. 19, 1963 (L, 30-43)
81	Robert Coe vs. Pacific, Dec. 7, 1935 (L, 6-19)

## FIELD GOALS (21 50-PLUS-YARD FIELD GOALS)

Yds.	Player, Opponent, Date (Result)
56	Rick Walsh vs. New Mexico*, Nov. 19, 1988 (W, 18-10)
54	Wayne Lammle at Utah*, Sept. 30, 1989 (W, 38-27)
53	Ryan Longwell at California, Sept. 14, 1996 (L, 27-42)

## All Opponent Plays

Yds.	Player, Opponent (Rk.), Date (Result)
100	Brian Walker interception return at (21/23) North Carolina, Sept. 6, 2014 (L, 27-31)
100	Bryan Douglas kickoff return vs. Boise State, Nov. 23, 2013 (W, 34-31 (ot))
100	Will Allen interception return at (2) Ohio State, Sept. 9, 2003 (L, 13-16)
100	Emmanuel Franklin interception return at Arizona State, Sept. 8, 2001 (L, 7-38)
100	Dexter Wynn kickoff return vs. Colorado State, Oct. 28, 2000 (L, 22-34)
100	Jessie Kendrick kickoff return vs. Cal State L.A., Oct. 25, 1952 (W, 41-28)
99	Terry Peel pass to Robert Ford at Houston, Oct. 14, 1972 (L, 14-49)
99	Roy Ross kickoff return vs. UTEP, Nov. 24, 1990 (W 53-31)
98	Paul Oates pass to Sean Foster vs. Long Beach State, Oct. 14, 1989 (W, 30-26)
98	Mike Harris kickoff return vs. Tampa, Sept. 21, 1974 (W, 28-25)
52	Will Conant vs. Air Force*, Oct. 10, 2013 (W, 27-20)
52	Aric Goodman at Wyoming*, Nov. 4, 2006 (L, 24-27)
52	1-Sergio Aguayo at UNLV*, Oct. 8, 2005 (L, 10-13)
52	2-Sergio Aguayo at UNLV*, Oct. 8, 2005 (L, 10-13)
52	Andy Cottingham at Wyoming*, Nov. 9, 1985 (L, 20-41)
52	Jason Staurovsky at Tulsa, Sept. 3, 1983 (L, 9-34)
51	Chad Ryland vs. Eastern Michigan, Sept. 22, 2018 (W, 23-20-ot)
51	Louie Sakoda at Utah*, Oct. 13, 2007 (L, 7-23)
51	Kris Mindlin at Wyoming*, Nov. 7, 1992 (L, 6-17)
51	Chris Jacke at UTEP*, Nov. 12, 1988 (L, 7-58)
51	Hugh Castellanos vs. UTEP*, Oct. 10, 1987 (L, 33-34)
50	<b>Jake Oldroyd at Brigham Young, Dec. 12, 2020 (L, 14-28)</b>
50	Nolan Kohorst at UNLV*, Nov. 30, 2013 (L, 19-45)
50	Brett Baer vs. Louisiana (New Orleans Bowl), Dec. 17, 2011 (L, 30-32)
50	Kai Forbath at UCLA, Sept. 5, 2009 (L, 14-33)
50	Owen Pochman at Brigham Young*, Oct. 21, 2000 (W, 16-15)
50	Jason Bloom vs. New Mexico*, Oct. 11, 1997 (L, 21-36)
50	Colin Ankerson vs. Oklahoma State, Nov. 1, 1980 (L, 6-15)

## PUNTS (7 67-PLUS-YARD PUNTS)

Yds.	Player, Opponent, Date (Result)
76	Matt Payne at Brigham Young*, Nov. 2, 2002 (L, 10-34)
73	Harold Roberts at Houston, Oct. 14, 1972 (L, 14-49)
71	Don Clayton at Wyoming*, Oct. 14, 1978 (L, 22-31)
71	William Foster vs. Pacific, Dec. 7, 1935 (L, 6-19)
68	Quinton Conaway at Nevada*, Oct. 27, 2018 (L, 24-28)
67	Brandon McKee at South Alabama, Oct. 1, 2016 (L, 24-42)
67	Jason Kirkland at No. 25/25 Air Force*, Sept. 27, 1997 (L, 18-24-ot)

\* - Indicates conference game.



# Attendance Records



10 BOWL GAME APPEARANCES SINCE 2010 ► 21 CONFERENCE CHAMPIONSHIPS

## LARGEST HOME GAME ATTENDANCE

Rk.	Att.	(NR) Opponent	Date	Result
1.	59,473	(16) Iowa (HB)	Dec. 30, 1986	L, 38-39
2.	57,286	Washington State (FW)	Sept. 17, 2011	W, 42-24
3.	57,216	Idaho State (so) (FW)	Sept. 4, 2004	W, 38-21
4.	56,737	Brigham Young*	Nov. 16, 1991	T, 52-52
5.	55,868	San José State (FW)	Sept. 24, 2005	W, 52-21
6.	53,794	Utah (FW)*	Sept. 23, 2006	L, 7-38
7.	53,611	Arizona	Nov. 8, 1975	L, 24-31
8.	53,110	Portland State (FW)	Sept. 22, 2007	W, 52-17
9.	52,256	(10) Boise State*	Nov. 19, 2011	L, 35-52
10.	52,168	vs. USC (HC)	Sept. 5, 1992	T, 31-31
11.	52,108	(1) Miami	Nov. 28, 1992	L, 17-63
12.	50,710	UCLA (so)	Sept. 3, 2005	L, 21-44
13.	50,586	Hawai'i* (FW)	Oct. 6, 2012	W, 52-14
14.	50,453	(13) Florida State	Nov. 19, 1977	W, 41-16
15.	50,338	(19) UCLA	Sept. 20, 1986	L, 14-45
16.	50,021	(23) Hawai'i	Nov. 14, 1992	W, 52-28
17.	49,466	UTEP	Oct. 17, 1992	W, 49-27
18.	49,220	(4) UCLA	Sept. 9, 1984	L, 15-18
19.	49,053	Boise State*	Oct. 14, 2017	L, 14-31
20.	48,817	North Texas	Nov. 22, 1969	W, 42-24
21.	48,785	San Diego (so) (FW)	Sept. 5, 2015	W, 37-3
22.	48,632	Pacific*	Nov. 8, 1969	W, 58-32
23.	48,049	Navy (PB)	Dec. 23, 2010	W, 35-14
24.	47,605	UC Santa Barbara*	Oct. 25, 1969	W, 55-13
25.	47,125	Montana State	Nov. 18, 1967	W, 14-3

## OTHER DIVISION I ERA HOME CROWDS OF 45,000 OR MORE

46,486	New Hampshire (so) (FW)	Sept. 3, 2016	W, 31-0
46,294	Fresno State*	Oct. 25, 1969	W, 56-14
46,293	Idaho (FW)	Nov. 8, 2014	W, 35-21
46,121	Brigham Young*	Nov. 24, 1979	L, 14-63
45,750	Iowa State	Oct. 10, 1981	W, 52-31
45,682	Utah State (FW)	Sept. 25, 2010	W, 41-7
46,132	UC Davis (so) (FW)	Sept. 2, 2017	W, 38-17
45,755	Sacramento State (so) (FW)	Sept. 8, 2018	W, 28-14
45,062	Brigham Young	Nov. 29, 1986	W, 10-3
45,022	New Mexico State	Oct. 18, 1975	W, 48-3

## YEAR-BY-YEAR ATTENDANCE/DIVISION I ERA

Year	All Gms.	Overall Record	Overall Total	Overall Average	Home Gms.	Home Record	Home Total	Home Average
1969	11	11 0 0	354,938	32,267	6	6 0 0	246,834	41,139
1970	11	9 2 0	312,466	28,406	7	6 1 0	236,845	33,835
1971	11	6 5 0	231,022	21,002	7	5 2 0	182,471	26,047
1972	11	10 1 0	279,168	25,278	7	7 0 0	215,715	30,816
1973	11	9 1 1	261,893	23,808	7	6 1 0	212,407	30,201
1974	11	8 2 1	294,617	26,783	8	7 0 1	229,524	28,691
1975	11	8 3 0	323,717	29,428	6	4 2 0	252,242	42,040
1976	11	10 1 0	314,962	28,633	8	7 1 0	278,889	34,861
1977	11	10 1 0	354,739	32,249	7	7 0 0	274,068	38,153
1978	11	4 7 0	312,434	28,403	5	4 1 0	179,047	35,809
1979	11	8 3 0	379,955	34,541	6	5 1 0	236,978	39,978
1980	12	4 8 0	352,968	32,088	6	2 4 0	149,068	24,450
1981	11	6 5 0	391,934	35,630	5	2 3 0	171,829	34,366
1982	12	7 5 0	359,464	29,955	6	5 1 0	122,711	20,452
1983	12	2 9 1	248,626	20,719	5	1 4 0	89,743	17,949
1984	12	4 7 1	372,895	31,074	7	3 3 1	163,650	23,378
1985	12	5 6 1	339,385	28,282	7	5 2 0	136,396	19,485
1986	12	8 4 0	310,297	28,208	7	4 3 0	249,809	35,687
1987	12	5 7 0	385,968	32,164	6	4 2 0	137,464	22,911
1988	11	3 8 0	270,224	24,565	5	2 3 0	111,992	22,398
1989	12	6 5 1	319,800	26,650	7	4 2 1	143,236	20,462
1990	11	6 5 0	299,133	27,193	6	5 1 0	132,365	22,061
1991	13	8 4 1	461,660	35,512	7	5 1 1	232,689	33,241
1992	11	5 5 1	457,556	41,596	6	2 3 1	280,601	46,766
1993	12	6 6 0	461,122	38,426	7	4 3 0	269,339	38,477
1994	11	4 7 0	362,640	32,967	6	3 3 0	191,271	31,879

## ROAD/NEUTRAL GAME ATTENDANCE

Rk.	Att.	(NR) Opponent	Date	Result
1.	110,707	at (22) Michigan	Sept. 24, 2011	L, 7-28
2.	109,432	at (17) Michigan	Sept. 18, 2004	L, 21-24
3.	104,984	at (3) Ohio State	Sept. 7, 2013	L, 7-42
4.	104,533	at (9) Ohio State	Sept. 17, 2005	L, 6-27
5.	104,433	at (2) Ohio State	Sept. 9, 2003	L, 13-16
6.	102,432	at Ohio State	Oct. 20, 2001	L, 12-27
7.	95,107	at Penn State	Sept. 26, 2015	L, 21-37
8.	81,090	at Wisconsin	Sept. 16, 2006	L, 0-14
9.	80,795	at Notre Dame	Sept. 6, 2008	L, 13-21
10.	80,000	vs. Air Force* (MB)	Nov. 29, 1981	L, 16-21
11.	76,864	at Wisconsin	Sept. 20, 1997	L, 10-36
12.	76,340	at Wisconsin	Oct. 4, 1980	L, 12-35
13.	71,119	at (14) Oklahoma	Sept. 9, 1995	L, 22-38
14.	71,081	at (3) Washington	Sept. 13, 1997	L, 3-36
15.	66,044	at (4) Brigham Young*	Sept. 22, 1990	L, 34-62
16.	65,407	at (11) Brigham Young*	Oct. 12, 1985	L, 0-28
17.	65,261	at Brigham Young*	Sept. 10, 1992	W, 45-38
18.	64,471	at Brigham Young*	Nov. 13, 1982	L, 8-58
19.	64,341	at Brigham Young*	Nov. 7, 1987	L, 21-38
20.	64,107	at Brigham Young*	Nov. 15, 2008	L, 12-41
21.	64,050	at (4) Brigham Young*	Nov. 10, 1984	L, 3-34
22.	63,496	at Brigham Young*	Oct. 29, 1998	L, 0-13
23.	62,176	at Brigham Young*	Oct. 9, 2010	L, 21-24
24.	62,168	at Missouri	Sept. 8, 1979	L, 15-45
25.	61,194	at Brigham Young*	Oct. 21, 2000	W, 16-15
26.	60,804	at Brigham Young*	Oct. 7, 2006	L, 17-47

## LARGEST SDSU ROAD CROWDS FOR 2021 ROAD OPPONENTS / DIV. I ERA

Arizona	44,973	Sept. 16, 2000	L, 3-17
San Jose State	20,399	Nov. 15, 1975	L, 7-31
Air Force	48,399	Sept. 27, 1997	L, 18-24
Hawai'i	45,641	Oct. 9, 1993	W, 45-14
UNLV	22,100	Oct. 13, 2001	L, 3-31

\* - indicates conference game. so - indicates season opener; FW - indicates KGB SkyShow; HB - Holiday Bowl; PB - Poinsettia Bowl; HC - Ralph's Holiday Classic; MB - Mirage Bowl (Tokyo, Japan)

Year	All Gms.	Overall Record	Overall Total	Overall Average	Home Gms.	Home Record	Home Total	Home Average
1995	12	8 4 0	416,559	34,713	7	5 2 0	215,386	30,769
1996	11	8 3 0	283,032	25,730	6	6 0 0	170,498	28,416
1997	12	5 7 0	439,923	36,660	5	3 2 0	130,109	26,022
1998	12	7 5 0	325,944	29,361	6	4 2 0	155,181	25,864
1999	11	5 6 0	361,894	32,899	5	2 3 0	149,398	29,880
2000	11	3 8 0	326,081	29,643	5	0 5 0	117,244	23,449
2001	11	3 8 0	378,840	34,440	6	2 4 0	135,109	22,518
2002	13	4 9 0	394,023	30,309	5	2 3 0	126,316	25,263
2003	12	6 6 0	396,227	33,019	6	4 2 0	135,754	22,626
2004	11	4 7 0	480,708	43,701	5	3 2 0	179,976	35,995
2005	12	5 7 0	465,423	38,785	6	3 3 0	217,339	36,223
2006	12	3 9 0	395,339	32,945	6	3 3 0	175,364	29,227
2007	12	4 8 0	390,436	32,536	6	2 4 0	167,637	27,940
2008	12	2 10 0	380,105	31,675	6	2 4 0	146,255	24,376
2009	12	4 8 0	328,151	27,346	6	3 3 0	146,785	24,464
2010	13	9 4 0	452,481	34,806	7	6 1 0	238,930	34,133
2011	13	8 5 0	522,758	40,212	7	4 3 0	279,056	39,865
2012	13	9 4 0	406,365	31,259	8	6 2 0	247,029	30,879
2013	13	8 5 0	422,018	32,463	6	3 3 0	199,344	33,224
2014	13	7 6 0	427,589	32,891	7	6 1 0	226,839	32,406
2015	14	11 3 0	427,141	30,510	7	6 1 0	203,459	29,066
2016	14	11 3 0	354,895	25,350	6	5 1 0	223,735	37,289
2017	13	10 3 0	453,742	34,093	7	5 2 0	275,428	39,347
2018	13	7 6 0	374,006	28,770	7	5 2 0	220,071	31,439
2019	13	10 4 0	337,888	25,991	6	4 2 0	179,376	29,896
2020	8	4 4 0	6,265	783	4	3 1 0		COVID



*Donnel Pumphrey left San Diego State as the all-time leading rusher in NCAA FBS history, racking up 6,405 yards from 2013-16.*

## Inside:

Offense Year-By-Year	172
Defense Year-By-Year	174
Coaching History	176
Bowl History	177
First-Team All-Americans	181
National Honors	183
Conference Honors	185
Team Awards	189
NFL Draft	192
Aztecs in the NFL	194
Letter Winners	196
All-Time Scores	202
All-Time Series Results	215
Second-Half Comebacks	218
Largest Comebacks	219
National Rankings	220
Game Types	221
Starting QB Debuts	223
Year-By-Year Records	224



# Offense Year-By-Year



10 BOWL GAME APPEARANCES SINCE 2010 ► 21 CONFERENCE CHAMPIONSHIPS

OFFENSE YEAR-BY-YEAR ◀ HISTORY

Season	G			Conf.			Rushing					NR		Passing							NR	
	G	W-L-T	Pct.	W-L-T	Pct.	Place	No.	Yds.	TDs	YPG	YPC	NR	CR	Att.	Com.	Int.	TDs	Yards	Rating	YPG	NR	CR
1949	9	6-3	.667	3-1	.750	2nd	432	1,771		196.8	4.1			164	71	18	10	967	91.0	107.4		
1950	9	5-3-1	.611	3-0-1	.875	1st	403	1,561	18	173.4	3.9			171	83	17	13	1,275	116.4	141.7		
1951	11	10-0-1	.954	4-0	1.000	1st	417	2,083	30	208.3	5.0			219	107	12	17	1,585	124.3	158.5		
1952	9	4-5	.444	2-2	.500	3rd	427	2,425		269.4	5.7			200	86	16	12	1,145	94.9	127.2		
1953	9	5-3-1	.611	3-1-1	.700	2nd	387	1,959	28	217.7	5.1			136	50	17	5	812	74.1	90.2		
1954	9	5-4	.556	2-2	.500	2nd	404	1,782	20	198.0	4.4			147	58	13	6	585	68.7	65.0		
1955	10	2-8	.200	no conference standings			390	988	5	98.8	2.5			159	75	18	5	930	84.0	93.0		
1956	9	4-3-2	.556	2-1-1	.625	t-2nd	419	1,522		169.1	3.6			136	56	12	5	845	87.9	93.9		
1957	9	2-7	.222	0-1	.000	5th	340	933		103.7	2.7			175	68	17	6	1,088	83.0	120.9		
1958	8	3-5	.375	1-4	.200	4th	262	637	9	79.6	2.4			167	68	14	9	888	86.4	111.0		
1959	8	1-6-1	.187	0-5	.000	6th	278	880	4	110.0	3.2			140	66	16	7	742	85.3	92.8		
1960	8	1-6-1	.187	0-5	.000	6th		922	4	115.3				111	64	9	2	475	83.3	59.4		
1961	10	7-2-1	.750	2-2-1	.500	3rd	442	2,140	24	214.0	4.8			124	62	3	10	1,079	144.9	107.9		
1962	10	8-2	.800	5-0	1.000	1st	490	2,317	31	231.7	4.7			117	66	8	9	1,018	141.2	101.8		
1963	9	7-2	.778	3-1	.750	t-1st	417	1,977	30	219.7	4.7			147	68	7	13	1,287	139.5	143.0		
1964	10	8-2	.800	4-1	.800	2nd	408	2,150	32	215.0	5.2			250	132	10	27	2,076	150.2	207.6		
1965	10	8-2	.800	3-2	.600	3rd	382	2,022	22	202.2	5.3			256	160	13	25	2,083	152.2	208.3		
1966	11	11-0	1.000	5-0	1.000	1st	361	1,585	18	158.5	4.4			299	166	17	19	2,681	140.4	268.1		
1967	11	10-1	.909	5-0	1.000	1st	449	1,738	21	173.8	3.8			220	114	11	15	1,819	133.8	181.9		
1968	10	9-0-1	.950	independent			489	1,813	25	181.3	3.7			278	150	17	21	2,370	138.3	237.0		
1969	11	11-0	1.000	6-0	1.000	1st	423	1,580	18	158.0	3.7	4		417	244	28	43	3,742	154.5	374.2		1
1970	11	9-2	.818	5-1	.833	t-1st	465	1,438	16	130.7	3.1	4		390	215	24	28	3,029	131.8	275.4		1
1971	11	8-4	.667	5-1	.833	t-4th	371	763	14	69.4	2.0	7		409	211	27	18	2,765	109.7	251.4		1
1972	11	10-1	.909	4-0-0	1.000	1st	502	1,728	17	157.1	3.4	2		327	184	25	18	2,525	124.0	229.5		1
1973	11	9-1-1	.863	3-0-1	.875	1st	434	1,422	18	129.3	3.2	2		385	247	24	24	3,355	145.5	305.0		1
1974	11	8-2-1	.773	4-0	1.000	1st	489	2,025	22	184.1	4.1	3		358	174	18	15	2,496	110.9	226.9	3	1
1975	11	8-3	.727	3-2	.600	1st	396	1,316	18	119.5	3.3	5		411	238	27	17	3,204	123.9	291.3	1	1
1976	11	10-1	.909	independent			559	2,060	17	187.2	3.7			215	125	8	5	1,371	111.9	124.6		
1977	11	10-1	.909	independent			418	1,890	19	171.8	4.5			331	192	16	26	2,685	142.4	244.1		
1978	11	4-7	.363	2-4	.300	6th	503	1,880	13	170.9	3.7			378	212	15	14	2,347	112.5	213.4		
1979	11	8-3	.727	5-2	.714	t-2nd	512	1,194	20	108.5	3.9			338	174	25	13	2,426	109.7	220.5		
1980	12	4-8	.333	4-4	.500	4th	504	1,151	12	95.9	2.3			366	183	24	7	2,028	89.7	169.0		
1981	11	6-5	.545	3-5	.375	6th	342	839	16	76.2	2.5			447	265	15	21	3,366	131.3	306.0		
1982	12	7-5-0	.583	4-3	.571	t-3rd	411	1,169	12	97.4	2.8			455	250	18	21	3,264	122.5	272.0		
1983	12	2-9-1	.208	1-6-1	.187	8th	373	920	10	76.7	2.5			403	216	25	14	2,835	111.8	236.3		
1984	12	4-7-1	.375	4-3-1	.562	t-4th	400	1,141	19	95.1	2.9			360	198	16	12	2,542	116.4	211.8		
1985	12	5-6-1	.458	3-4-1	.438	6th	390	1,795	16	149.6	4.6			437	269	21	24	3,447	136.3	287.3		
1986	12	8-4	.667	7-1	.875	1st	443	1,029	15	93.5	2.3		9	390	241	12	14	2,766	127.1	251.5		4
1987	12	5-7	.417	4-4	.500	5th	415	1,273	20	106.1	3.1	88	6	509	314	16	26	3,990	138.1	332.5	2	1
1988	11	3-8	.273	3-5	.375	t-6th	433	1,161	16	105.5	2.7	97	7	387	220	18	7	2,473	107.2	224.8	25	5
1989	12	6-5-1	.542	4-3	.571	t-5th	502	1,913	30	159.4	3.8	49	4	449	262	20	16	3,697	130.4	308.1	8	4
1990	11	6-5	.545	5-2	.714	3rd	442	1,712	28	155.6	3.9	59	4	485	287	8	29	4,086	146.4	371.5	3	2
1991	13	8-4-1	.654	6-1-1	.813	2nd	521	2,476	30	206.3	4.8	24	3	433	228	15	22	3,263	125.8	271.9	11	4
1992	11	5-5-1	.500	5-3	.625	4th	421	2,012	18	182.9	4.8	36	6	386	201	11	22	2,764	125.3	251.3	20	5
1993	12	6-6	.500	4-4	.500	t-6th	449	1,750	23	145.8	3.9	65	8	465	269	14	28	3,836	141.0	319.7	9	3
1994	11	4-7	.364	2-6	.250	8th	405	1,236	14	112.4	3.1	93	10	410	257	16	27	3,244	143.1	294.9	6	2
1995	12	8-4	.667	5-3	.625	5th	487	2,433	27	202.8	5.0	26	4	396	246	14	24	3,352	146.2	279.3	11	3
1996	11	8-3	.727	6-2	.750	*t-2nd	443	1,905	22	173.2	4.3	43	7	360	235	5	29	3,336	166.9	303.3	11	3
1997	12	5-7	.417	4-4	.500	*t-4th	441	1,356	9	113.0	3.1	93	12	359	186	16	18	2,638	121.2	219.8	45	4
1998	11	7-5	.583	7-1	.875	*t-1st	472	2,052	17	186.6	4.4	32	5	270	144	11	8	1,616	105.2	146.9	91	11
1999	11	5-6	.455	3-4	.429	t-5th	441	1,936	14	176.0	4.4	30	2	331	175	11	17	2,270	120.8	206.4	65	5
2000	11	3-8	.273	3-4	.429	t-5th	365	854	10	77.6	2.3	108	8	376	194	13	7	2,501	106.7	227.4	41	3
2001	11	3-8	.273	2-5	.286	7th	429	1,627	17	147.9	3.8	63	7	333	160	15	5	1,927	92.6	175.2	89	5
2002	13	4-9	.308	4-3	.571	t-3rd	370	948	9	72.9	2.6	114	8	584	352	10	24	4,302	132.3	330.9	5	1
2003	12	6-6	.500	3-4	.429	t-4th	413	1,470	11	122.5	3.6	88	6	442	241	17	10	2,609	103.9	217.4	60	3
2004	11	4-7	.364	2-5	.286	7th	377	1,432	9	130.2	3.8	80	5	444	240	17	16	2,691	109.2	244.6	33	4
2005	12	5-7	.417	4-4	.500	t-4th	458	1,770	16	147.5	3.9	54	6	401	246	14	20	2,779	129.0	231.6	45	5
2006	12	3-9	.250	3-5	.375	t-6th	423	1,430	10	119.2	3.4	80	6	294	171	17	8	1,804	107.1	150.3	107	8
2007	12	4-8	.333	3-5	.375	6th	359	1,247	19	103.9	3.5	105	9	458	270	9	16	3,272	126.6	272.7	28	2
2008	12	2-10	.166	1-7	.125	t-8th	284	878	11	73.2	3.1	117	9	489	271	11	16	2,871	111.0	239.3	42	4
2009	12	4-8	.333	2-6	.250	7th	328	940	8	78.3	2.9	116	9	448	246	16	25	3,163	125.5	263.6	30	2
2010	13	9-4	.692	5-3	.625	t-3rd	439	2,097	29	161.3	4.8	48	4	426	244	14	28	3,840	148.1	295.4	12	1
2011	13	8-5	.615	4-3	.571	4th	486	2,398	28	184.5	4.9	30	3	449	238	8	23	3,158	125.4	242.9	49	2
2012	13	9-4	.692	7-1	.875	t-1st	578	2,869	30	220.7	5.0	20	4	309	182	11	21	2,287	136.4	175.9	103	8
2013	13	8-5	.615	6-2	.750	t-2nd	510	2,166	30	166.6	4.2	68	9	462	260	14	19	3,358	124.8	258.3	38	7
2014	13	7-6	.5																			

# Offense Year-By-Year



10 BOWL GAME APPEARANCES SINCE 2010 ► 21 CONFERENCE CHAMPIONSHIPS

Season	Total Offense				Scoring				First Downs				Fumbles		SDSU Miscellaneous					
	Plays	Yards	YPP	YPG	NR	CR	Points	PPG	NR	CR	Rush	Pass	Pen	Total	No-Lost	TOs	ToP	Pen-Yds	Return	Punts
1949	596	2,738	4.6	304.2			195	21.7						116						58-33.6
1950	574	2,836	4.9	315.1			212	23.6			79	50	2	131	31-17	34		52-491	1,167	50-32.8
1951	636	3,668	5.8	366.8			352	35.2						127	19	31		660	1,237	53-33.5
1952	627	3,570	5.7	396.6			238	26.4						164	14	30		599	1,237	42-31.7
1953	523	2,771	5.3	307.9			230	25.6						135	21	38		442	869	37-32.8
1954	551	2,352	4.3	261.3			177	19.7						111	17	30		64-579	1,005	50-31.7
1955	549	1,918	3.5	191.8			65	6.5			57	43	7	107	54-29	47		43-383	1,084	51-35.8
1956	558	2,367	4.2	263.0			149	16.6			73	38	4	115	22-14	26		378	1,115	40-31.9
1957	515	2,021	3.9	224.6			77	8.6			49	40	4	93	30-17	34		42-333	852	55-37.2
1958	429	1,525	3.5	190.6			84	10.5			34	43	3	80	20-13	27		29-275	974	49-34.6
1959	418	1,622	3.8	202.8			74	9.3			55	26	7	88	15-8	22		27-243	906	45-38.2
1960		1,397		139.7			53	6.6						87						
1961	566	3,219	5.5	321.9			231	23.1			116	27	5	148	19-5	8		44-468	960	36-35.0
1962	607	3,335	5.5	333.5			294	29.4			125	45	5	169	30-16	24		42-406	1,258	29-36.3
1963	564	3,264	5.8	362.7			317	35.2			115	43	8	166	20-10	17		70-668	1,212	33-39.3
1964	658	4,226	6.4	426.6			423	42.3			106	83	12	201	23-9	19		88-839	1,096	40-34.9
1965	638	4,105	6.3	410.5			353	35.3			95	77	11	183	34-22	35		88-832	982	39-40.3
1966	660	4,266	6.4	426.6			289	28.9			68	105	14	188	29-17	34		77-817	838	45-41.9
1967	669	3,557	5.3	355.7			292	29.2			82	64	11	157	30-19	30		84-888	1,366	62-38.0
1968	767	4,183	5.4	418.3			377	34.3			96	92	12	200	22-13	30		72-643	761	60-35.3
1969	840	5,322	6.3	532.2		1	464	46.4			98	152	14	264	19-14	42		78-882	1,667	36-33.8
1970	855	4,467	5.2	406.1		1	364	33.1			110	102	22	234	24-16	40	106-1,144	1,328	65-37.0	
1971	780	3,528	4.5	320.1		3	245	22.3			58	116	16	190	34-17	44		86-891	1,235	70-36.5
1972	829	4,254	5.1	386.7		1	266	24.2			89	106	15	210	32-20	45		80-779	909	58-38.2
1973	819	4,777	5.8	434.3		1	321	29.2			72	164	15	251	39-25	49		76-826	1,199	50-32.5
1974	847	4,521	5.3	411.0	8	1	292	26.5			107	115	20	242	37-20	38		83-864	1,234	56-35.9
1975	806	4,520	5.6	410.8	8	1	320	29.0			77	148	17	242	29-17	44		80-794	1,039	37-36.9
1976	774	3,431	4.4	311.9			197	17.9			114	68	11	193	34-16	24		67-672	786	66-36.8
1977	749	4,575	6.1	415.9			349	31.7			89	112	11	212	23-9	25		90-986	1,071	56-38.1
1978	881	4,227	4.8	384.3			242	22.0			123	109	21	253	29-18	33		84-854	1,154	50-37.9
1979	850	4,420	5.2	401.8			286	26.0			114	96	14	224	36-22	47		86-890	1,332	51-41.7
1980	870	3,179	3.65	264.9			161	13.4			85	89	18	192	31-15	39		87-884	1,468	86-39.9
1981	789	4,205	5.32	382.2			279	25.3			61	144	20	225	24-9	24		91-967	1,193	57-41.7
1982	866	4,433	5.12	369.4			308	25.7			79	133	20	232	26-17	35	105-1,004	1,323	76-37.5	
1983	776	3,755	4.84	312.9			221	18.4			57	127	17	201	16-8	33		94-707	1,370	74-44.0
1984	760	3,683	4.85	306.9			265	22.1			66	109	17	192	23-11	27		99-742	1,411	76-42.5
1985	827	5,242	6.34	436.8			348	29.0			94	149	16	259	38-17	29		110-917	988	48-41.5
1986	833	3,795	4.6	345.0		8	254	23.1		7	84	127	12	233	19-8	20		86-678	1,264	69-40.3
1987	924	5,263	5.7	438.6	10	3	357	29.8	17	3	87	169	25	281	27-19	35		109-908	1,581	60-42.6
1988	820	3,634	4.4	330.4	68	8	204	18.5	79	7	70	124	11	205	26-8	26		75-673	1,738	71-39.8
1989	951	5,610	5.9	467.5	7	3	368	30.7	19	5	108	166	18	292	24-12	32		90-831	1,344	55-39.8
1990	927	5,798	6.3	527.9	3	2	459	41.7	3	2	95	174	18	287	20-7	15		92-829	1,080	50-37.1
1991	955	5,739	6.0	478.3	6	2	403	33.6	14	2	127	143	21	291	26-14	29		97-893	1,421	61-37.6
1992	807	4,776	5.9	434.2	13	3	334	30.4	14	3	104	110	16	230	13-5	16		75-615	4,399	32-11.1
1993	914	5,586	6.1	465.5	11	4	413	34.4	14	3	110	168	27	305	20-12	26		102-838	1,440	55-36.1
1994	815	4,480	5.5	407.3	26	7	332	30.2	23	5	96	131	16	243	28-15	31		79-567	1,363	59-38.4
1995	883	5,785	6.6	482.1	7	1	401	33.4	12	1	133	132	17	282	21-13	27		94-875	1,610	52-43.0
1996	813	5,241	6.5	476.5	8	3	428	38.9	8	3	101	147	12	260	17-7	12	27-59	84-631	1,597	48-46.5
1997	800	3,994	5.0	332.8	76	10	257	21.4	77	12	77	107	15	199	25-10	26	28-41	103-907	1,315	66-42.4
1998	742	3,668	4.9	333.5	75	12	230	20.9	78	10	101	76	15	192	20-9	20	31-06	78-679	1,229	63-40.0
1999	772	4,206	5.4	382.4	49	4	272	24.7	68	5	108	92	17	217	25-13	24	30-44	80-670	985	57-36.8
2000	804	3,852	4.8	305.0	103	6	170	15.5	106	8	64	109	14	187	22-11	24	29-17	58-487	1,170	81-40.5
2001	762	3,554	4.7	323.1	98	8	184	16.7	111	8	85	88	15	188	23-13	28	31-03	66-566	1,256	67-41.4
2002	954	5,250	5.5	403.8	29	2	309	23.8	82	6	68	188	25	281	24-17	27	27-47	82-686	1,450	65-39.2
2003	855	4,079	4.8	339.9	88	6	224	18.7	102	7	84	118	20	222	21-12	29	30-13	81-737	1,007	71-41.1
2004	821	4,123	5.0	374.8	56	4	234	21.3	91	6	85	115	18	218	21-10	27	29-24	89-817	1,131	62-36.0
2005	859	4,549	5.3	379.1	58	7	323	26.9	56	6	94	126	19	239	23-12	26	28-56	72-566	1,124	67-44.8
2006	717	3,234	4.5	269.5	108	9	170	14.2	113	9	85	74	16	175	26-8	25	29-55	71-260	1,057	64-39.9
2007	817	4,519	5.5	376.6	73	5	301	25.1	76	6	70	136	12	218	13-7	16	27-14	72-602	1,632	73-43.6
2008	773	3,749	4.8	312.4	99	8	231	19.3	104	8	59	129	19	207	17-14	25	26-14	73-612	1,518	72-39.1
2009	776	4,103	5.3	341.9	86	7	280	23.3	85	6	50	145	19	214	17-9	25	27-47	67-570	1,525	62-43.7
2010	865	5,937	6.9	456.7	16	2	455	35.0	20	2	92	154	18	264	13-8	22	28-15	77-672	1,020	55-43.7
2011	935	5,556	5.9	427.4	32	4	387	29.8	46	4	114	148	19	281	15-8	16	30-24	60-534	1,388	61-43.8
2012	887	5,156	5.8	396.6	61	4	427	32.8	36	3	150	103	25	278	25-14	25	30-56	73-638	1,338	49-41.0
2013	972	5,524	5.7	424.9	51	7	387	29.8	59	9	114	139	16	269	27-16	30	32-03	88-768	1,478	57-38.8
2014	866	5,128	5.9	394.5	71	8	325	25.0	88	8	129	105	18	252	14-7	22	31-19	77-694	1,177	59-35.8
2015	927	5,254	5.7	375.3	85	7	450	32.1	46	3	150	85	25	260	16-9	12	32-43	89-813	1,565	77-40.3
2016	892	5,703	6.4	407.4	68	6	493	35.2	29	4	165	94	19	278	16-9	17	31-23	98-845	1,619	63-41.3
2017	827	5,202	6.3	400.2	64	6	400	30.8	45	4	140	92	23	255	13-9	13	31-55	85-758	1,339	60-37.6
2018	831	4,535	5.5	348.8	111	9	268	20.6	119	12	105	105	15	225	17-11	18	30-18	93-803	812	68-



# Defense Year-By-Year



10 BOWL GAME APPEARANCES SINCE 2010 ► 21 CONFERENCE CHAMPIONSHIPS

DEFENSE YEAR-BY-YEAR ◀ HISTORY

Season	G			Conf.			Rushing					NR		Passing							NR	
	G	W-L-T	Pct.	W-L-T	Pct.	Place	No.	Yds.	TDs	YPG	YPC	NR	CR	Att.	Com.	Int.	TDs	Yards	Rating	YPG	NR	CR
1949	9	6-3	.667	3-1	.750	2nd		1,307		145.2								1,091		121.2		
1950	9	5-3-1	.611	3-0-1	.875	1st		1,539		171.0				199	89	11	11	1,057	96.5	117.4		
1951	11	10-0-1	.954	4-0	1.000	1st		1,497		149.7				220	65	32	7	899	45.2	89.9		
1952	9	4-5	.444	2-2	.500	3rd		2,049		227.7				208	94	17		1,309		145.4		
1953	9	5-3-1	.611	3-1-1	.700	2nd		1,052		116.9				151	47	15	4	657	56.6	72.7		
1954	9	5-4	.556	2-2	.500	2nd	364	1,354		150.4				160	64	24	5	789	61.7	88.0		
1955	10	2-8	.200			no conference standings	438	1,787		178.7				173	77	11	12	1,188	112.4	118.8		
1956	9	4-3-2	.556	2-1-1	.625	t-2nd	350	1,820		202.2				196	103	13	11	1,482	121.3	164.7		
1957	9	2-7	.222	0-1	.000	5th	423	2,181		242.3				139	69	13	11	1,075	122.0	119.4		
1958	8	3-5	.375	1-4	.200	4th	419	2,052		256.5				125	52	12		861		107.6		
1959	8	1-6-1	.187	0-5	.000	6th		2,001	23	250.1				159	85	8	7	1,161	119.3	145.1		
1960	8	1-6-1	.187	0-5	.000	6th		1,313		164.1				146	80	6		1,153		144.1		
1961	10	7-2-1	.750	2-2-1	.500	4th	385	1,573		157.3	4.1			195	94	18		1,082		108.2		
1962	10	8-2	.800	5-0	1.000	1st	374	1,403		140.3	3.8			175	75	23		950		95.0		
1963	9	7-2	.778	3-1	.750	t-1st	323	1,123	9	124.8	3.5			216	102	21	7	1,078	80.4	119.8		
1964	10	8-2	.800	4-1	.800	2nd	349	617	5	61.7	1.8			267	123	23	4	1,309	75.0	130.9		
1965	10	8-2	.800	3-2	.600	3rd	354	510	4	51.0	1.4			255	98	17	7	1,184	73.2	118.4		
1966	11	11-0	1.000	5-0	1.000	1st	356	747	7	74.7	2.1			278	137	14	7	1,462	91.7	146.2		
1967	11	10-1	.909	5-0	1.000	1st	409	880	4	80.0	2.2			326	136	14	15	1,655	91.0	165.5		
1968	10	9-0-1	.950			independent	398	1,001	9	100.1	2.5			321	146	26	11	1,828	88.4	182.8		
1969	11	11-0	1.000	6-0	1.000	1st	411	1,069	15	106.9	2.6			314	128	36	11	1,700	74.9	170.0		
1970	11	9-2	.818	5-1	.833	t-1st	512	1,201	10	109.2	2.3		1	230	85	12	6	1,062	73.9	96.5		1
1971	11	8-4	.667	5-1	.833	t-4th	549	1,534	20	139.5	2.8		3	260	112	17	8	1,562	90.6	142.0		3
1972	11	10-1	.909	4-0	1.000	1st	506	1,608	9	146.2	3.2		4	233	98	12	9	1,364	93.7	124.0		4
1973	11	9-1-1	.863	3-0-1	.875	1st	551	1,820	10	165.5	3.3		4	332	136	31	6	1,660	70.3	150.9		4
1974	11	8-2-1	.773	4-0	1.000	1st	527	1,807	11	164.3	3.4		2	277	106	18	10	1,512	83.0	137.5		3
1975	11	8-3	.727	3-2	.600	1st	507	1,449	10	131.7	2.8	12	2	240	106	20	7	1,361	84.8	123.7		3
1976	11	10-1	.909			independent	498	1,713	10	155.7	3.4			247	107	16	4	1,228	77.5	111.6		
1977	11	10-1	.909			independent	512	1,243	13	113.0	2.4			334	169	22	9	2,266	103.3	206.0		
1978	11	4-7	.363	2-4	.300	t-5th	530	2,191	20	199.2	4.1			225	106	11	10	1,444	105.9	131.3		
1979	11	8-3	.727	5-2	.714	t-6th	513	2,024	18	184.0	3.9			278	125	22	11	1,773	95.8	161.2		
1980	12	4-8	.333	4-4	.500	4th	626	2,357	21	196.4	3.8			277	144	15	16	1,944	119.2	162.0		
1981	11	6-5	.545	3-5	.375	6th	517	1,891	17	171.9	3.7			322	165	19	14	2,057	107.5	187.0		
1982	12	7-5-0	.583	4-3-0	.571	t-3rd	517	2,166	19	151.5	3.5			382	205	17	21	2,573	119.5	214.4		
1983	12	2-9-1	.208	1-6-1	.187	8th	639	3,323	30	250.8	4.7			315	175	15	14	2,554	128.8	212.8		
1984	12	4-7-1	.375	4-3-1	.562	t-4th	548	2,307	14	160.1	3.5			363	189	14	10	2,501	111.3	208.4		
1985	12	5-6-1	.458	3-4-1	.438	6th	517	2,423	23	167.3	3.9			408	254	9	15	2,859	128.8	238.3		
1986	12	8-4	.667	7-1	.875	1st	393	1,373	10	124.8	3.5		3	379	194	15	16	2,353	109.4	213.9		3
1987	12	5-7	.417	4-4	.500	5th	508	2,219	36	184.9	4.4	70	7	344	205	16	18	2,994	140.7	249.5	100	8
1988	11	3-8	.273	3-5	.375	t-6th	495	2,528	35	229.8	5.1	89	7	295	165	10	11	2,218	124.6	201.6	68	3
1989	12	6-5-1	.542	4-3	.571	t-5th	454	2,171	27	180.9	4.8	69	4	412	211	19	20	3,143	122.1	261.9	101	7
1990	11	6-5	.545	5-2	.714	3rd	399	1,681	27	152.8	4.2	46	7	375	195	9	22	3,139	136.9	285.3	92	7
1991	13	8-4-1	.654	6-1-1	.813	2nd	453	1,790	22	149.2	4.0	39	1	436	216	11	26	3,643	134.4	303.5	90	6
1992	12	5-5-1	.500	5-3	.625	4th	477	2,189	21	199.0	4.6	83	5	335	176	9	20	2,443	128.1	222.1	92	9
1993	12	6-6	.500	4-4	.500	t-6th	480	2,222	24	185.2	4.6	72	5	381	186	11	26	2,915	129.8	242.9	74	3
1994	11	4-7	.364	2-6	.250	8th	497	2,036	18	185.1	4.1	69	6	379	221	14	19	2,836	130.3	257.8	76	6
1995	12	8-4	.667	5-3	.625	5th	451	1,898	13	158.2	4.2	54	3	479	285	26	17	3,606	123.6	300.5	63	5
1996	11	8-3	.727	6-2	.750	*t-2nd	460	1,882	23	171.1	4.1	70	5	363	217	12	16	3,103	139.5	282.1	95	14
1997	12	5-7	.417	4-4	.500	*t-4th	517	1,912	20	159.3	3.7	63	9	337	197	11	19	2,682	137.4	223.5	87	14
1998	12	7-5	.583	7-1	.875	*t-1st	431	1,477	10	134.4	3.4	34	4	345	198	10	16	2,224	121.1	202.2	91	11
1999	11	5-6	.455	3-4	.429	t-5th	425	1,188	2.8	108.0	2.8	19	2	313	180	12	15	2,161	123.7	196.5	67	3
2000	11	3-8	.273	3-4	.429	t-5th	455	1,602	15	145.6	3.5	52	5	349	202	8	15	2,250	121.6	204.6	40	4
2001	11	3-8	.273	2-5	.286	7th	444	1,546	18	140.6	3.5	50	3	309	170	13	15	2,178	121.8	198.0	33	3
2002	13	4-9	.308	4-3	.571	t-3rd	568	2,226	19	171.2	3.9	83	6	435	243	14	31	3,121	133.2	240.1	91	7
2003	12	6-6	.500	3-4	.429	t-4th	468	1,944	5	129.5	3.3	32	2	345	176	12	12	1,923	102.4	160.3	4	1
2004	11	4-7	.364	2-5	.286	7th	451	1,526	13	138.7	3.4	44	2	383	207	14	17	2,501	116.2	227.4	75	7
2005	12	5-7	.417	4-4	.500	t-4th	514	2,223	30	185.2	4.3	95	8	407	236	18	10	2,649	111.9	220.8	61	3
2006	12	3-9	.250	3-5	.375	t-6th	489	2,169	14	180.8	4.4	106	9	294	174	9	22	2,052	136.3	171.0	17	2
2007	12	4-8	.333	3-5	.375	6th	547	2,898	28	241.5	5.3	118	9	397	266	16	23	3,080	143.2	256.7	94	9
2008	12	2-10	.166	1-7	.125	t-8th	583	2,970	35	247.5	5.1	118	9	311	205	9	21	2,559	151.5	213.2	68	6
2009	12	4-8	.333	2-6	.250	7th	503	1,986	23	165.5	3.9	85	7	348	204	11	15	2,598	129.2	216.5	53	4
2010	13	9-4	.692	5-3	.625	t-3rd	521	1,934	16	148.8	3.7	57	4	427	221	10	18	2,665	113.4	205.0	39	4
2011	13	8-5	.615	4-3	.571	4th	533	2,204	23	169.5	4.1	78	3	364	204	15	18	2,882	130.6	221.7	55	5
2012	13	9-4	.692	7-1	.875	t-1st	486	1,735	16	133.5	3.6	28	1	443	274	14	23	3,062	130.7	235.5	65	7
2013	13	8-5	.615	6-2	.750	*t-2nd	467	1,708	20	131.4	3.7	22	2	488	296	8	31	3,312	135.4	254.8	98	7
2014	13	7-6	.538	5-3	.625	*t-1st	522	2,001	22	153.9	3.8	48	4	355	198	14	10					

# Defense Year-By-Year



10 BOWL GAME APPEARANCES SINCE 2010 ► 21 CONFERENCE CHAMPIONSHIPS

Season	Total Offense				Scoring				First Downs				Fumbles		Opponent Miscellaneous					
	Plays	Yards	YPP	YPG	NR	CR	Points	PPG	NR	CR	Rush	Pass	Pen	Total	No-Lost	TOs	ToP	Pen-Yds	Return	Punts
1949		2,398		266.4			200	22.2						102						
1950		2,596		288.4			186	20.7			88	43	6	137	41-24	35		46-412		53-30.2
1951		2,396		239.6			120	12.0						127	27	59		538		31.9
1952		3,358		373.1			267	29.7						142	15	32		532		33.5
1953		1,706		189.6			142	15.8						86	15	30		418		36.7
1954	524	2,146	4.1	240.4			141	15.7						94	17	41		52-567		54-32.9
1955	611	2,975	4.9	297.5			231	23.1			93	44	11	148	45-18	29		69-594	811#^	44-36.4
1956	545	3,101	5.7	344.6			217	24.1			86	51	3	140	24-20	33		534	665#^	29-38.7
1957	562	3,256	5.8	361.8			243	27.0			106	41	6	153	35-22	35		56-567	1,090	37-30.0
1958	544	2,913	5.4	364.1			200	25.0			95	38	2	135	31-19	31		61-524	526#	26-36.3
1959		2,963		370.4			208	26.1			84	42	2	128	17-9	17		51-523	736#	25-34.7
1960		2,466		308.3			207	25.9						116						
1961	580	2,655	4.6	265.5			154	15.4			98	45	1	144	10-6	24		50-417	841	45-32.0
1962	549	2,353	4.3	235.3			135	13.5			68	44	5	117	21-12	35		37-334	1,491	41-36.2
1963	539	2,201	4.1	244.6			118	13.1			67	43	12	122	15-9	30		44-413	1,136	42-36.4
1964	616	1,926	3.1	192.6			71	7.1			54	54	21	129	37-20	43		61-537	1,068	65-33.2
1965	609	1,694	2.8	169.4			87	8.7			47	54	20	121	28-21	38		51-447	1,225	77-34.5
1966	634	2,209	3.5	220.9			98	9.8			54	61	19	134	16-11	25		52-569	1,049	77-37.6
1967	735	2,535	3.4	253.5			129	12.9			62	76	26	164	28-17	31		59-630	1,373	76-35.2
1968	719	2,829	3.9	282.9			155	15.5			69	70	15	154	28-17	43		59-743	1,535	74-37.0
1969	725	2,769	3.8	276.9			187	18.7			67	57	23	147	22-12	48		50-486	1,648	71-36.0
1970	742	2,263	3.0	205.7		1	123	11.2			77	37	20	134	36-15	29		62-681	1,328	103-35.3
1971	809	3,096	3.8	281.5		2	230	20.9			101	58	23	182	38-19	36		64-659	1,235	67-34.1
1972	739	2,972	4.0	270.2		4	143	13.0			85	52	14	151	36-25	37		71-718	1,258#	84-35.3
1973	883	3,480	4.0	316.4		4	129	11.7			95	86	17	198	38-19	40		61-607	1,192#	59-37.1
1974	816	3,319	4.1	301.7		2	170	15.5			105	62	18	185	27-16	34		73-848	1,393#	75-34.3
1975	747	2,810	3.8	255.5		1	145	13.1			86	61	21	168	33-15	35		58-672	1,199#	73-35.8
1976	745	2,941	3.9	267.3			125	11.4			101	52	21	174	25-15	31		67-697	931#	75-36.0
1977	856	3,509	4.1	319.0			165	15.0			85	106	28	219	25-14	36		49-518	1,023#	60-35.0
1978	755	3,635	4.8	330.5			257	23.3			110	68	27	205	28-18	29		75-729	1,031	60-40.8
1979	791	3,797	4.8	345.2			276	25.1			95	78	27	200	43-21	43		78-756	1,694	60-38.7
1980	903	4,301	4.8	358.4			294	24.5			141	79	29	249	41-28	43		86-901	1,057	65-41.5
1981	839	3,948	4.7	358.9			227	20.6			111	88	15	214	27-14	33		79-785	1,241	65-37.7
1982	899	4,386	4.9	365.5			320	26.7			104	116	22	242	28-14	31		86-707	940	77-36.2
1983	954	5,563	5.8	463.6			347	28.9			159	117	13	289	29-17	32		84-751	731	53-41.8
1984	911	4,422	4.9	368.5			250	20.8			106	120	19	245	36-15	29		78-699	983	69-40.3
1985	925	4,867	5.3	405.6			317	26.4			117	133	21	271	25-12	21		93-798	1,293	67-40.4
1986	772	3,726	4.8	338.7		3	240	21.8		5	92	96	13	201	30-16	31		75-600	1,526	63-39.6
1987	852	5,213	6.1	434.4	95	7	428	35.7	98	8	113	137	19	269	25-14	30		85-802	1,731	53-38.6
1988	790	4,746	6.0	431.5	95	6	384	34.9	100	8	134	102	17	253	22-12	22		64-523	1,407	50-38.0
1989	866	5,314	6.1	442.8	96	7	378	31.5	90	6	104	133	20	257	22-9	28		76-665	1,870	58-39.0
1990	774	4,820	6.2	438.2	95	9	386	35.1	100	9	94	115	24	233	21-16	25		72-606	1,541	64-37.6
1991	889	5,433	6.1	452.8	103	8	361	30.1	86	5	107	124	25	256	26-12	23		93-757	1,169	69-37.7
1992	812	4,632	5.7	421.1	97	8	337	30.6	95	9	111	109	10	229	29-12	21		68-523	1,212	64-40.0
1993	878	5,137	5.9	428.1	94	7	392	32.7	99	8	106	116	14	236	21-9	20		103-964	1,694	68-38.2
1994	876	4,872	5.6	442.9	95	7	337	30.6	87	7	112	133	8	253	24-13	27		77-583	1,171	53-38.0
1995	947	5,504	5.8	458.7	95	8	283	23.6	56	3	99	168	17	284	26-11	37		104-872	1,738	59-36.8
1996	823	4,985	6.1	453.2	100	13	303	27.6	69	8	103	129	19	251	19-8	20	32:01	56-551	1,158	59-43.3
1997	854	4,594	5.4	382.8	72	13	333	27.8	74	11	107	98	34	243	25-12	23	31:19	70-609	1,578	62-40.5
1998	776	3,701	4.8	336.5	35	5	224	20.4	32	5	87	101	20	208	22-10	20	28:54	67-570	1,361	58-39.3
1999	738	3,349	4.5	304.5	16	1	226	20.5	30	3	67	94	17	178	18-8	20	29:14	78-631	1,174	65-39.6
2000	804	3,852	4.8	350.2	45	5	273	24.8	57	5	84	113	12	209	25-11	17	30:43	72-640	1,504	68-41.4
2001	753	3,724	4.9	338.6	34	3	290	26.4	66	5	87	89	16	192	21-6	19	28:57	70-604	1,405	61-40.8
2002	1,003	5,347	5.3	410.9	95	7	411	31.6	92	7	130	139	23	292	31-13	27	32:08	79-665	1,177	73-39.9
2003	813	3,477	4.3	289.8	8	1	207	17.3	13	1	77	87	27	191	23-16	28	29:47	73-700	1,511	76-41.6
2004	834	4,027	4.8	366.1	52	3	282	25.6	62	4	91	103	28	222	21-12	26	30:36	66-604	1,359	65-39.2
2005	921	4,872	5.3	406.0	83	6	325	27.1	71	4	129	118	16	263	19-10	28	31:04	80-722	1,587	61-39.9
2006	783	4,221	5.4	351.8	73	6	325	27.1	94	8	125	91	18	234	15-9	18	30:05	51-430	1,208	41-37.1
2007	944	5,978	6.3	498.2	115	9	413	34.4	103	9	168	145	9	322	15-6	22	32:45	69-610	1,742	49-40.4
2008	894	5,529	6.2	460.8	113	9	446	37.2	113	9	157	113	10	280	15-10	19	33:45	64-573	1,529	51-37.5
2009	851	4,584	5.4	382.0	74	5	366	30.5	98	7	114	116	20	250	12-4	15	32:13	76-707	1,741	49-42.0
2010	948	4,599	4.9	353.8	44	5	287	22.1	35	5	112	126	25	263	16-6	16	31:45	81-687	1,711	77-39.5
2011	897	5,086	5.7	391.2	68	4	325	25.0	57	3	119	107	17	243	28-13	28	29:36	78-644	1,361	70-39.9
2012	929	4,797	5.2	369.0	39	3	317	24.4	42	3	109	140	25	274	22-12	14	29:04	66-590	1,286	57-37.3
2013	955	5,020	5.3	386.2	53	2	412	31.7	92	5	95	145	26	266	18-11	19	27:57	82-628	1,100	71-40.6
2014	877	4,322	4.9	332.5	16	1	258	19.8	13	2	113	97	25	235	18-12	14	28:41	66-556	1,361	69-41.0
2015	863	4,022	4.7	287.3	5	1	230	16.4	7	1	83	104	33	220	25-11	34	27:16	74-634	1,490	89-42.0
2016	925	4,416	4.8	315.4	11	1	283	20.2	17	1	92	126	18	236	12-3	29	28:37	73-673	1,411	83-41.7
2017	804	4,088	5.1	314.5	11	1	263	20.2	21	3	98	85	16	199	16-6	20	28:05	61-545	1,148	72-41.9
2018	854	4,350	5.1	334.6	21	3	288	22.2	32	4	77	120	19	216	16-5	16	29:42	58-543	449	74-41.2
2019	804	3,741	4.7	287.8	5	1	165	1												



# Coaching History



10 BOWL GAME APPEARANCES SINCE 2010 ► 21 CONFERENCE CHAMPIONSHIPS

## Coaching Ledger

18 head coaches listed chronologically

Coach	Alma Mater	Years	Seasons	Games	W	L	T	Pct.	PF	PA	APF	APA	CC	BG
C.E. Peterson	Oregon State	1921-29	9	78	43	31	4	.577	1,274	828	16.33	10.62	3	0
W.B. Herreid	Washington State	1930-34	5	46	20	21	5	.489	383	366	8.33	7.96	0	0
Leo Calland	USC '23	1935-41	7	60	34	22	4	.600	638	552	10.63	9.20	2	0
John Eubank	Washington State '33	1942	1	7	0	6	1	.071	50	211	7.14	30.14	0	0
Bob Breitbard	San Diego State '41	1945	1	7	2	5	0	.286	65	163	9.29	23.29	0	0
Bill Terry	Western Kentucky '32	1946	1	10	6	4	0	.600	152	105	15.20	10.50	0	0
Bill Schutte	Idaho '33	1947-55	9	88	48	36	4	.568	1,852	1,645	21.05	18.69	2	2
Paul Governali	Columbia '43	1956-60	5	42	11	27	4	.310	437	1,075	10.40	25.60	0	0
Don Coryell	Washington '50	1961-72	12	125	104	19	2	.840	3,998	1,630	31.98	13.04	7	3
Claude Gilbert	San José State '59	1973-80	8	89	61	26	2	.697	2,167	1,561	24.35	17.54	2	0
Doug Scovil	Pacific '52	1981-85	5	59	24	32	3	.432	1,415	1,466	23.98	24.85	0	0
Denny Stolz	Alma College '55	1986-88	3	35	16	19	0	.457	853	1,091	24.37	31.17	1	1
Al Luginbill	Cal Poly Pomona '67	1989-93	5	59	31	25	3	.551	1,994	1,833	33.80	31.41	0	1
Ted Tollner	Cal Poly SLO '62	1994-01	8	91	43	48	0	.473	2,266	2,371	24.90	26.05	1	1
Tom Craft	San Diego State '77	2002-05	4	48	19	29	0	.396	1,090	1,225	22.71	25.52	0	0
Chuck Long	Iowa '85	2006-08	3	36	9	27	0	.250	742	1,184	20.61	32.89	0	0
<b>Brady Hoke</b>	<b>Ball State '82</b>	<b>2009-10; 20-current</b>	<b>3</b>	<b>33</b>	<b>17</b>	<b>16</b>	<b>0</b>	<b>.515</b>	<b>932</b>	<b>795</b>	<b>28.24</b>	<b>24.09</b>	<b>0</b>	<b>1</b>
Rocky Long	New Mexico '74	2011-19	9	119	81	38	0	.681	3,413	2,541	28.68	21.35	3	9
<b>PROGRAM TOTALS</b>			<b>98</b>	<b>1,032</b>	<b>569</b>	<b>431</b>	<b>32</b>	<b>.567</b>					<b>21</b>	<b>18</b>

APF - Average Points For; APA - Average Points Against; CC - Conference Championships (outright or shared); BG - Bowl Games.

### Most Victories

Coach (Seasons)	Wins
Don Coryell (1961-72)	104
Rocky Long (2011-19)	81
Claude Gilbert (1973-80)	61
Bill Schutte (1947-55)	48
Ted Tollner (1994-2001)	43
C.E. Peterson (1921-29)	43
Leo Calland (1935-41)	34
Al Luginbill (1989-93)	31
Doug Scovil (1981-85)	24
W.B. Herreid (1930-34)	20
Tom Craft (2002-05)	19
<b>Brady Hoke (2009-10, 2020-present)</b>	<b>17</b>
Denny Stolz (1986-88)	16
Paul Governali (1956-60)	11
Chuck Long (2006-08)	9
Bill Terry (1946)	6
Bob Breitbard (1945)	2
John Eubank (1942)	0

### Highest Winning Percentage

Coach (Seasons)	Percentage
Don Coryell (1961-72)	.840
Claude Gilbert (1973-80)	.697
Rocky Long (2011-19)	.681
Leo Calland (1935-41)	.600
Bill Terry (1946)	.600
C.E. Peterson (1921-29)	.577
Bill Schutte (1947-55)	.568
Al Luginbill (1989-93)	.534
<b>Brady Hoke (2009-10, 2020-present)</b>	<b>.515</b>
W.B. Herreid (1930-34)	.489
Ted Tollner (1994-2001)	.473
Denny Stolz (1986-88)	.457
Doug Scovil (1981-85)	.432
Tom Craft (2002-05)	.396
Paul Governali (1956-60)	.310
Bob Breitbard (1945)	.286
Chuck Long (2006-08)	.250
John Eubank (1942)	.071

### Most Games Coached

Coach (Seasons)	Games
Don Coryell (1961-72)	125
Rocky Long (2011-19)	119
Ted Tollner (1994-2001)	91
Claude Gilbert (1973-80)	89
Bill Schutte (1947-55)	88
C.E. Peterson (1921-29)	78
Leo Calland (1935-41)	60
Doug Scovil (1981-85)	59
Al Luginbill (1989-93)	58
W.B. Herreid (1930-34)	48
W.B. Herreid (1930-34)	46
Paul Governali (1956-60)	42
Chuck Long (2006-08)	36
Denny Stolz (1986-88)	35
<b>Brady Hoke (2009-10, 2020-present)</b>	<b>33</b>
Bill Terry (1946)	10
Bob Breitbard (1945)	7
John Eubank (1942)	7

### Most Bowl Games Coached

Coach (Seasons)	Games
Rocky Long (2011-19)	9
Don Coryell (1961-72)	3
Bill Schutte (1947-55)	2
<b>Brady Hoke (2009-10, 2020-present)</b>	<b>1</b>
Ted Tollner (1994-2001)	1
Al Luginbill (1989-93)	1
Denny Stolz (1986-88)	1



**C.E. Peterson**

1921-29  
Record: 43-31



**W.B. Herreid**

1930-34  
Record: 20-21-5




**Bill Terry**

1946  
Record: 6-4




**Bill Schutte**

1947-55  
Record: 48-36-4



**Paul Governali**

1955-60  
Record: 11-27-4




**Don Coryell**

1961-72  
Record: 104-19-2



**Claude Gilbert**

1973-80  
Record: 61-26-2



**Doug Scovil**

1981-85  
Record: 24-32-3



**Denny Stoltz**

1986-88  
Record: 16-19



**Al Luginbill**

1989-93  
Record: 31-25-2



**Ted Tollner**

1994-2001  
Record: 43-48-0



**Tom Craft**

2002-05  
Record: 19-29



**Chuck Long**

2006-08  
Record: 9-27



**Rocky Long**

2011-19  
Record: 81-38

# Bowl History



10 BOWL GAME APPEARANCES SINCE 2010 ▶ 21 CONFERENCE CHAMPIONSHIPS

## All-Time Bowl Appearances

18 Appearances - 9 Wins, 9 Losses || Division I Era: 14 Appearances - 6 Wins, 8 Losses

Season	Bowl	Date	Opponent	Result	SDSU MVP*
1947	Harbor Bowl	1/1/48	Hardin-Simmons	L, 0-53	
1951	Pineapple Bowl	1/1/52	Hawai'i	W, 34-13	
1966	Camellia Bowl	12/10/66	Montana State	W, 28-7	
1967	Camellia Bowl	12/9/67	San Francisco State	W, 27-6	
1969	Pasadena Bowl	12/6/69	Boston Univ.	W, 28-7	
1986	Holiday Bowl	12/30/86	Iowa	L, 38-39	
1991	Freedom Bowl	12/30/91	Tulsa	L, 17-28	
1998	Las Vegas Bowl	12/19/98	North Carolina	L, 13-20	
2010	Poinsettia Bowl	12/23/10	Navy	W, 35-14	Hillman (o)/Preston (d)
2011	New Orleans Bowl	12/17/11	Louisiana	L, 30-32	
2012	Poinsettia Bowl	12/20/12	Brigham Young	L, 6-23	
2013	Famous Idaho Potato Bowl	12/21/13	Buffalo	W, 49-24	Adam Muema
2014	Poinsettia Bowl	12/23/14	Navy	L, 16-17	
2015	Hawai'i Bowl	12/24/15	Cincinnati	W, 42-7	Dakota Gordon
2016	Las Vegas Bowl	12/17/16	Houston	W, 34-10	Donnel Pumphrey
2017	Armed Forces Bowl	12/23/17	Army West Point	L, 35-42	Rashaad Penny
2018	Frisco Bowl	12/19/18	Ohio	L, 0-27	
2019	New Mexico Bowl	12/21/19	Central Michigan	W, 38-11	Byrd & Matthews (o)/Tezino (d)

\* - As announced by the bowl game (if applicable)

## Team Records

**Points** - 49 vs. Buffalo, 2013 Famous Idaho Potato Bowl  
**First Downs** - 29 vs. Louisiana, 2011 New Orleans Bowl  
**Rushing Attempts** - 55 vs. San Francisco State, 1967 Camellia Bowl  
**Rushing Yards** - 279 vs. Navy, 2010 Poinsettia Bowl  
**Rushing Touchdowns (since 1953)** - 4 vs. Navy, 2010 Poinsettia Bowl  
**Pass Attempts** - 49 vs. Louisiana, 2011 New Orleans Bowl  
**Pass Completions** - 28 vs. Louisiana, 2011 New Orleans Bowl  
**Pass Yards** - 413 vs. Louisiana, 2011 New Orleans Bowl  
**Pass Touchdowns** - 4 vs. Montana State, 1966 Camellia Bowl  
**Total Offense** - 555 vs. Navy, 2010 Poinsettia Bowl  
**Penalty Yards** - 166 (21 penalties) vs. San Francisco State, 1967 Camellia Bowl  
**3rd Down Conversion Pct.** - .700 (7-for-10) vs. Navy, 2010 Poinsettia Bowl  
**Quarterback Sacks By** - 5 vs. Iowa, 1986 Holiday Bowl

## Individual Records

**Rushing Yards** - 229 by Adam Muema (28 carries) vs. Buffalo, 2013 Famous Idaho Potato Bowl  
**Rushing Touchdowns (since 1953)** - 4 by Rashaad Penny vs. Army West Point, 2017 Armed Forces Bowl and Ronnie Hillman vs. Navy, 2010 Poinsettia Bowl  
**Pass Yards** - 413 by Ryan Lindley vs. Louisiana, 2011 New Orleans Bowl  
**Pass Touchdowns** - 4 by Don Horn vs. Montana State, 1966 Camellia Bowl  
**Made Field Goals** - 3 by Donny Hageman vs. Navy, 2014 Poinsettia Bowl  
**Tackles** - 17 by Kyahva Tezino vs. Army West Point, 2017 Armed Forces Bowl  
**Sacks** - 3.5 by Kyle Kelley vs. Cincinnati, 2015 Hawai'i Bowl

## 1948 Harbor Bowl

**HARDIN-SIMMONS 53, SAN DIEGO STATE 0**

Jan. 1, 1948 ▶ Balboa Stadium ▶ Att: 12,000

**SAN DIEGO** -- Hardin-Simmons blanked San Diego State, 53-0, before 12,000 in the 1948 Harbor Bowl at Balboa Stadium.

The loss snapped the Aztecs' five-game unbeaten streak, as the Cowboys controlled the ball for the majority of the game, outgaining SDSU, 470-66, on the ground.

San Diego State still finished its bowl season with a 7-3-1 record.

Score by Quarter	1	2	3	4	F
Hardin-Simmons	14	13	14	12	53
San Diego State	0	0	0	0	0

Team Statistics	SDSU	HS
First Downs	11	11
Rushing (Net Yds)	66	470
Passing (Comp.-Att.-Int-Yds)	5-20-1-60	3-5-0-75
Total Net Yardage	126	545

## 1952 Pineapple Bowl

**SAN DIEGO STATE 34, HAWAII 13**

Jan. 1, 1952 ▶ Honolulu Stadium ▶ Att: N/A

**HONOLULU** -- Despite the heat and humidity that slowed down a potent San Diego State offense in the first half of the 1952 Pineapple Bowl, the Aztecs pulled away in the second half to take a 34-13 victory

over Hawai'i.

After a 14-6 SDSU lead at the half, the Aztecs took advantage of cooler temperatures in the second half with three quick touchdowns by Art Preston, Preston Robinson and Don Jurk.

It would be all the offense they would need as the SDSU defense stopped UH's running back Jimmy Asato and their dangerous single-wing attack.

Most of the Aztecs suffered from a bout of food poisoning following the game, but recovered in time for the flight back to the mainland.

## 1966 Camellia Bowl

**SAN DIEGO STATE 28, MONTANA STATE 7**

Dec. 10, 1966 ▶ Hughes Stadium ▶ Att: 15,740

**SACRAMENTO, Calif.** -- Don Horn completed 23-of-38 passes for 343 yards and four touchdowns to lead San Diego State to a 28-7 win over Montana State in the 1966 Camellia Bowl.

Horn had touchdown passes of 22, 50, 32 and 12 yards.

Tom Nettles led the Aztecs with eight catches for 95 yards and a TD. Craig Scoggins had five receptions for 99 yards and Haven Moses caught five passes for 56 yards and two scores. Robert Jones had the other TD for SDSU on a 50-yard reception.

Score by Quarter	1	2	3	4	F
San Diego State	14	7	7	0	28
Montana State	0	0	0	7	7

Team Statistics	SDSU	MSU
First Downs	21	12
Rushing (Att-Net Yds)	28-112	41-115
Passing (Comp.-Att.-Int-Yds)	23-40-1-343	13-19-0-117
Total Offensive Plays	68	60
Total Net Yardage	455	232

## 1967 Camellia Bowl

**SDSU 27, SAN FRANCISCO STATE 6**

Dec. 9, 1967 ▶ Hughes Stadium ▶ Att: 15,740

**SACRAMENTO, Calif.** -- The San Diego State defense limited San Francisco State to minus 11 rushing yards and forced eight Gator turnovers en route to a 27-6 victory over San Francisco State at the Camellia Bowl.

Jim Crossley's interception return for a touchdown was the only score of the first half as the Aztecs went into intermission with a 7-0 lead. The interception was one of six SDSU had in the game.

Tom Nettles made it a 14-0 lead for the Aztecs just 2:17 into the second half when he caught a 32-yard TD pass from Joseph Turpen. Two TD runs of one and two yards by Ted Washington gave SDSU all the points it would need down the stretch.

Washington led a balanced Aztec ground game with 94 yards on 23 carries, while Turpen contributed 74 yards on 10 carries and Daniel Laskowski added 61 rushing yards. Turpen also completed 10-of-16 passes for 118 yards and the 32-yard touchdown score to Nettles.

Score by Quarter	1	2	3	4	F
San Diego State	0	7	14	6	27
San Francisco State	0	0	0	6	6

Team Statistics	SDSU	SFSU
First Downs	18	22
Rushing (Att-Net Yds)	55-249	22-(-11)
Passing (Comp.-Att.-Int-Yds)	11-22-1-122	28-60-6-267
Total Offensive Plays	77	82
Total Net Yardage	371	256

## 1969 Pasadena Bowl

**SAN DIEGO STATE 28, BOSTON UNIV. 7**

Dec. 6, 1969 ▶ Rose Bowl ▶ Att: 41,276

**PASADENA, Calif.** -- San Diego State spotted Boston University an early touchdown before scoring the final 28 points to earn a 28-7 triumph over the Terriers at the Rose Bowl in Pasadena. It was the third bowl win for the Aztecs in four years.

John Featherstone had touchdown catches of 34 and 57 yards for the SDSU offense, which outgained Boston, 485-167, including a 294-57 advantage through the air.

Dennis Shaw completed 16-of-29 passes for 219 yards and one score, and rushed for another 59 yards on eight carries. Del Pifer led the Aztecs with 60 yards rushing, while Galen Pavelko had two interceptions on defense.

Score by Quarter	1	2	3	4	F
San Diego State	0	14	7	7	28
Boston University	7	0	0	0	7



# Bowl History



10 BOWL GAME APPEARANCES SINCE 2010 ▶ 21 CONFERENCE CHAMPIONSHIPS

Team Statistics	SDSU	BU
First Downs	24	12
Rushing (Att-Net Yds)	50-191	46-110
Passing (Comp.-Att.-Int-Yds)	28-32-3-294	7-17-3-57
Total Offensive Plays	82	63
Total Net Yardage	485	167

## ■ 1986 Holiday Bowl

**IOWA 39, SAN DIEGO STATE 38**

Dec. 30, 1986 ▶ Jack Murphy Stadium ▶ Att: 59,478

**SAN DIEGO** -- Rob Houghtlin hit a field goal as time expired to lift Iowa to a 39-38 victory over San Diego State in the Holiday Bowl before the largest crowd (59,478) ever to watch an Aztec football game at that time.

Rick Bayless led the Hawkeyes, who were down 28-13 with 7:52 left in the third quarter, with 110 yards and one touchdown on 19 carries.

After two Iowa touchdowns in the fourth quarter, SDSU's Kevin Rahill nailed a 21-yard field goal to give the Aztecs a 38-36 lead with only 47 seconds remaining. However, the Hawkeyes marched down to the Aztec 24-yard-line and Houghtlin made the game-winning kick for Iowa.

Todd Santos completed 21-of-33 passes for 298 yards and three touchdowns to lead the SDSU offense. Corey Gilmore caught nine passes for 70 yards and ran for 35 more, including a 1-yard touchdown run in the third quarter.

Score by Quarter	1	2	3	4	F
Iowa	7	6	8	18	39
San Diego State	6	15	7	10	38

Team Statistics	SDSU	IU
First Downs	17	21
Rushing (Att-Net Yds)	36-117	41-141
Passing (Comp.-Att.-Int-Yds)	21-33-2-298	15-29-1-222
Total Offensive Plays	69	70
Total Net Yardage	415	363

## ■ 1991 Freedom Bowl

**TULSA 28, SAN DIEGO STATE 17**

Dec. 30, 1991 ▶ Anaheim Stadium ▶ Att: 34,217

**ANAHEIM, Calif.** -- Ron Jackson rushed for 211 yards and a Freedom Bowl-record four touchdowns on 46 carries to lead Tulsa to a 28-17 victory over San Diego State at Anaheim Stadium.

Freshman All-American Marshall Faulk rushed for 157 yards on 30 carries, including a 2-yard touchdown run with 5:23 remaining in the first quarter to give the Aztecs an early 7-0 lead.

After two Tulsa scores, SDSU QB David Lowery capped a 10-play, 65-yard drive with a 4-yard touchdown run to tie the game at 14 at the half.

The Hurricane defense limited the Aztecs to just 83 total yards and a 26-yard field goal by Andy Trakas in the second half, before Jackson's 4-yard TD run with 3:59 remaining sealed the victory for Tulsa.

Score by Quarter	1	2	3	4	F
Tulsa	7	7	7	7	28
San Diego State	7	7	0	3	17

Team Statistics	SDSU	UT
First Downs	21	23
Rushing (Att-Net Yds)	38-189	58-256
Passing (Comp.-Att.-Int-Yds)	19-37-0-164	9-17-0-122
Total Offensive Plays	75	75
Total Net Yardage	353	378

## ■ 1998 Las Vegas Bowl

**NORTH CAROLINA 20, SAN DIEGO STATE 13**

Dec. 19, 1998 ▶ Sam Boyd Stadium ▶ Att: 21,429

**LAS VEGAS** -- Freshman quarterback Ronald Curry ran for a 48-yard touchdown in the first quarter and linebacker Keith Newman intercepted a Brian Russell pass at the goal line in the final minute as North Carolina held on for a 20-13 victory over San Diego State in the Las Vegas Bowl.

After a 60-yard TD run by SDSU's Lonny Mitchell, UNC rattled off 20 straight points before Nate Tandberg's 32-yard field goal with 2:16 left in the first half brought the Aztecs to within 20-10.

With 9:49 to play in the game, SDSU took control on their own 6-yard line and began a march that covered 75 yards in 13 plays, culminating with a 38-yard field goal by Tanberg with 3:51 left.

The Aztecs got the ball back when Joe Tuipala recovered a fumble on the UNC 23. Two plays later, Russell hooked up with Damon Gourdine on a 13-yard gain to the 10. After an incompleteness in the left corner of the end zone, SDSU saw its hopes end moments later when Russell's pass over the middle was tipped by Brandon Spoon and picked off by Newman.

With the wind blowing at nearly 50 miles per hour, the Aztecs limited the Tar Heels to 33 yards passing for the game and held a 20-8 advantage in first downs, while controlling the time of possession, 33:47-26:13.

Score by Quarter	1	2	3	4	F
North Carolina	12	8	0	0	20
San Diego State	7	3	0	3	13

Team Statistics	SDSU	UNC
First Downs	20	8
Rushing (Att-Net Yds)	49-193	37-163
Passing (Comp.-Att.-Int-Yds)	11-23-1-102	4-13-0-33
Total Offensive Plays	72	50
Total Net Yardage	295	196

## ■ 2010 Poinsettia Bowl

**SAN DIEGO STATE 35, NAVY 14**

Dec. 23, 2010 ▶ Qualcomm Stadium ▶ Att: 48,049

**SAN DIEGO** -- Ronnie Hillman scored four touchdowns and tied his career best with 228 yards rushing on 28 carries to lead San Diego State to its first bowl victory since 1969, a 35-14 win over Navy at Qualcomm Stadium.

Hillman, the Mountain West Conference Freshman of the Year, scored on runs of 22, 37 and 2 yards, and pulled in a 15-yard scoring pass from Ryan Lindley.

Hillman broke the previous Poinsettia Bowl record of 129 yards rushing by Navy's Adam Ballard in 2005. The Aztecs outrushed Navy 279-235.

SDSU took a 14-0 lead in the first quarter on Hillman's 22-yard TD run and Lindley's 53-yard TD pass to Vincent Brown. Navy pulled to 14-7 on Ricky Dobbs' 30-yard scoring pass to Greg Jones early in the second quarter. Hillman put the Aztecs up by two touchdowns again as he ran untouched 37 yards up the middle with 3:15 before halftime. Navy closed within one score on Dobbs' 1-yard keeper seven seconds before halftime.

Lindley then hit a wide-open Hillman in the right corner of the end zone for a 28-14 lead on the first play of the fourth quarter. Hillman scored on a 2-yard run midway through the period for the final score of the game.

Lindley completed 18 of 23 passes for 276 yards. Wide receiver Vincent Brown had eight catches for 165 yards, also a Poinsettia Bowl record.

Score by Quarter	1	2	3	4	F
Navy	0	14	0	0	14
San Diego State	14	7	0	14	35

Team Statistics	SDSU	NAVY
First Downs	27	22
Rushing (Att-Net Yds)	41-279	51-235
Passing (Comp.-Att.-Int-Yds)	18-23-0-276	8-15-1-147
Total Offensive Plays	64	66
Total Net Yardage	555	382

## ■ 2011 New Orleans Bowl

**LOUISIANA 32, SAN DIEGO STATE 30**

Dec. 17, 2011 ▶ M.-B. Superdome ▶ Att: 42,841

**NEW ORLEANS** -- Making back-to-back bowl game appearances for the first time in its 43-year Division I history, San Diego State dropped a heartbreaking 32-30 decision to Louisiana at the R+L Carriers New Orleans Bowl.

The Aztecs rallied from a 16-point third-quarter deficit to take the lead at 30-29 with just 35 seconds remaining in the game. That was enough time, however, for the Ragin' Cajuns' offense which completed two quick pass plays for a combined 39 yards to get into Aztec territory. Louisiana would move up 10 more yards, including five on a controversial penalty, to set up Brett Baer's game-winning 50-yard field goal as time expired.

San Diego State trailed nearly the entire game, opening scoring in the first quarter with a 27-yard field goal, but then allowing 19 unanswered points, including seven following an 87-yard punt return. Trailing 19-3, the Aztecs got back-to-back touchdowns on identical 16-yard pass plays from quarterback Ryan Lindley to wideout Colin Lockett to close the gap to just a pair heading into the final 15 minutes.

The two sides combined for 26 points in the fourth quarter with SDSU getting into the end zone twice and Louisiana notching a touchdown and two field goals, including the game winner.

Score by Quarter	1	2	3	4	F
San Diego State	3	0	14	13	30
Louisiana	6	7	6	13	32



Team Statistics	ULL	SDSU
First Downs	25	29
Rushing (Att-Net Yds)	30-76	31-68
Passing (Comp.-Att.-Int-Yds)	25-44-1-492	28-49-0-413
Total Offensive Plays	74	80
Total Net Yardage	568	481

## ■ 2012 Poinsettia Bowl

### BRIGHAM YOUNG 23, SAN DIEGO STATE 6

Dec. 20, 2012 ▶ Qualcomm Stadium ▶ Att: 35,442

**SAN DIEGO** – Four San Diego State turnovers in the fourth quarter doomed the Aztecs in a 23-6 loss to Brigham Young at the Poinsettia Bowl.

Playing in their school-record third straight bowl game, three of the four turnovers in the quarter led to 20 of the Cougars' 23 points.

SDSU had taken a 6-0 lead with a pair of field goals by Chance Marden. BYU, however, completed a 12-play, 74-yard drive with a 23-yard field goal by Justin Sorensen as the first half expired to halve San Diego State's lead.

After a scoreless third quarter, Kyle Van Noy sacked Aztec quarterback Adam Dingwell and recovered the ball in the end zone to give Brigham Young its first lead of the game at 10-6 with 12:32 remaining.

Dingwell fumbled the snap on SDSU's next play from scrimmage and Jamaal Williams answered with a 14-yard touchdown run on the Cougars' first play.

With 6:09 left, Van Noy intercepted Dingwell's pass on the San Diego State 17 and got into the end zone for BYU's final points of the game.

Aztec running back Adam Muema led all players with 103 rushing yards on 26 carries.

Score by Quarter	1	2	3	4	F
Brigham Young	0	3	0	20	23
San Diego State	3	3	0	0	6

Team Statistics	SDSU	BYU
First Downs	13	17
Rushing (Att-Net Yds)	39-119	30-52
Passing (Comp.-Att.-Int-Yds)	12-29-3-144	23-44-3-244
Total Offensive Plays	68	74
Total Net Yardage	263	296

## ■ 2013 Famous Idaho Potato Bowl

### SAN DIEGO STATE 49, BUFFALO 24

Dec. 21, 2013 ▶ Bronco Stadium ▶ Att: 21,951

**BOISE, Idaho** – Adam Muema rushed for 229 yards and three touchdowns en route to earning the game's most valuable player award and helping San Diego State defeat Buffalo, 49-24, in the 2013 Famous Idaho Potato Bowl. It was SDSU's first bowl win outside of its own stadium since the 1969 Pasadena Bowl.

The Aztecs, who never trailed in the contest, capitalized on three crucial Bulls turnovers, scoring 28 unanswered points during the second and third quarters to put the game out of reach.

SDSU rode the legs of quarterback Quinn Kaehler on its initial scoring drive as he hip-toed 29 yards down the right sideline on a bootleg to provide the Scarlet and Black a 7-0 advantage with 21 seconds left in the opening quarter.

After forcing a turnover, Muema tallied the first of his three scores on a 3-yard sweep to increase the SDSU lead to 14-0.

The Bulls, who were held without a first down until the 10:42 mark of the second period, managed to narrow the gap to 14-10 on a 10-yard toss from Licata to Brandon Oliver and a 38-yard field goal by Patrick Clarke.

However, the Aztecs quickly countered with a 5 play, 67-yard march, capped by Muema's 8-yard TD scamper around left end, while Kaehler hit Dylan Denso with a 25-yard scoring strike on the first play following Marcus Andrews' interception return from midfield, giving SDSU a 28-10 bulge at intermission.

Denso also made a key contribution on special teams, recovering a Buffalo fumble on the opening kickoff of the second half to put the Aztecs in business at the Bulls 26. Moments later, Kaehler connected with Adam Roberts from 11 yards out on a post pattern for his second TD pass of the day.

After forcing a three-and-out, Chad Young's 1-yard touchdown plunge increased the Aztec lead to 42-10 with 8:18 left in the third quarter.

Buffalo ended its offensive drought early in the fourth quarter, driving 73 yards in seven plays, culminating in a 23-yard touchdown reception by Alex Neutz. However, the score proved too little too late as Muema wrapped up his dazzling afternoon with a 30-yard burst into the end zone with 6:40 left in the contest.

Kaehler completed 15 of 28 passes for 211 yards with two touchdowns, while wide receiver Ezell Ruffin hauled in five catches, including a 39-yarder on SDSU's third scoring drive.

Score by Quarter	1	2	3	4	F
Buffalo	0	10	0	14	24
San Diego State	7	21	14	7	49

Team Statistics	SDSU	UB
First Downs	22	20
Rushing (Att-Net Yds)	43-249	26-113
Passing (Comp.-Att.-Int-Yds)	15-29-0-211	13-31-1-196
Total Offensive Plays	72	74
Total Net Yardage	460	309

## ■ 2014 Poinsettia Bowl

### NAVY 17, SAN DIEGO STATE 16

Dec. 23, 2014 ▶ Qualcomm Stadium ▶ Att: 33,077

**SAN DIEGO** – Donny Hageman missed a 34-yard field goal with 20 seconds left as Navy held on for a narrow 17-16 triumph over San Diego State in the 2014 Poinsettia Bowl.

After the Midshipmen scored the go-ahead points on a 30-yard field goal by Austin Grebe with 1:27 remaining, the Aztecs mounted one last charge, marching 63 yards to the Navy 17. Quinn Kaehler completed 4 of 6 passes on the drive, connecting with Eric Judge on a 32-yard gain followed by a 16-yarder to Donnel Pumphrey to put SDSU in striking position. However, Hageman's game-winning attempt was wide right, snapping the Aztecs' eight-game home victory streak.

Pumphrey ran for 112 yards and one touchdown to establish an SDSU single-season rushing record with 1,867 yards, eclipsing George Jones' standard of 1,852 yards set in 1995.

Navy drew first blood on a 1-yard plunge by quarterback Keenan Reynolds before the Aztecs reeled off 13 straight points on a 5-yard burst by Pumphrey and Hageman field goals of 43 and 37 yards.

The Midshipmen scored on their first possession of the second half, driving 92 yards on 13 plays, capped by Reynolds' second touchdown of the evening.

After forcing a punt, Navy got the ball back. But on 3rd and 10, Devante Davis recovered a fumble by Midshipmen slot back DeBrandon Sanders, putting SDSU in business at the Navy 18. Four plays later, Hageman split the uprights from 30 yards out, giving the Aztecs a 16-14 advantage.

SDSU had a chance to extend its lead in the fourth quarter after reaching the Navy 12. However, Kaehler's fourth-down pass to Mikah Holder fell incomplete.

Kaehler completed just 11 of 27 passes for 141 yards with two interceptions, including one on the Aztecs' opening drive, which led to Navy's first touchdown.

Score by Quarter	1	2	3	4	F
Navy	7	0	7	3	17
San Diego State	10	3	3	0	16

Team Statistics	SDSU	NAVY
First Downs	18	14
Rushing (Att-Net Yds)	33-186	58-254
Passing (Comp.-Att.-Int-Yds)	11-27-2-141	3-7-0-17
Total Offensive Plays	60	65
Total Net Yardage	327	271

## ■ 2015 Hawai'i Bowl

### SAN DIEGO STATE 42, CINCINNATI 7

Dec. 24, 2015 ▶ Aloha Stadium ▶ Att: 22,793

**HONOLULU** – Fueled by a strong running game, timely special teams play and a dominating defense, San Diego State routed Cincinnati, 42-7, in the 2015 Hawai'i Bowl. The Aztecs (11-3) tied a program record with their 10th straight victory and finished the year with their first 11-win season since 1969.

SDSU wasted no time in establishing control as Rashaad Penny returned the opening kickoff 100 yards for a touchdown. It was the third score on a kickoff return this season for the Mountain West Special Teams Player of the Year, who also broke the Hawai'i Bowl record for longest return.

Fullback Dakota Gordon collected the game's Most Valuable Player award after scoring two touchdowns, including a 16-yard reception on an option pass from Donnel Pumphrey in the second quarter, which gave the Aztecs an insurmountable 21-0 lead by halftime.

Pumphrey, the Mountain West Offensive Player of the Year, carried the ball 25 times for 99 yards and one touchdown, while teammate Chase Price added 68 yards on 13 attempts. With their totals, Pumphrey (1,658 yards) and Price (1,008 yards) became the first pair of running backs in Aztec history to rush for over 1,000 yards in the same season.

The Bearcats entered the game ranked first nationally in passing yards (373.1) and total offense (559.4), but were limited to 279 yards on the day by a stifling SDSU defense which registered four sacks and three interceptions, including a 43-yard return for a touchdown by defensive lineman Alex Barrett in the fourth quarter.

Making just his second collegiate start, Aztec quarterback Christian Chapman completed 8 of 11 passes for 113 yards, highlighted by a 14-yard scoring strike to Mikah Holder in the first quarter.

In addition, to Barrett's pick, defensive backs Malik Smith and Damontae Kazee thwarted two Cincinnati drives with interceptions in the first half, while lineman Kyle Kelley led the SDSU pass rush with a career-high 3.5 sacks.

Score by Quarter	1	2	3	4	F
San Diego State	14	7	7	14	42
Cincinnati	0	0	0	7	7

Team Statistics	SDSU	CIN
First Downs	22	15
Rushing (Att-Net Yds)	52-207	32-77
Passing (Comp.-Att.-Int-Yds)	9-12-0-129	19-31-3-202
Total Offensive Plays	64	63
Total Net Yardage	336	279



# Bowl History



10 BOWL GAME APPEARANCES SINCE 2010 ▶ 21 CONFERENCE CHAMPIONSHIPS

## ■ 2016 Las Vegas Bowl

**SAN DIEGO STATE 34, HOUSTON 10**  
Dec. 17, 2016 ▶ Sam Boyd Stadium ▶ Att: 29,286

**LAS VEGAS** -- Donnel Pumphrey broke the NCAA career rushing record in 2016 in his college finale, running for 115 yards and a touchdown in San Diego State's 34-10 victory over Houston in the Las Vegas Bowl.

Pumphrey passed former Wisconsin star Ron Dayne's mark of 6,397 yards on a 15-yard run early in the fourth quarter, with teammates swarming him on the sideline, and wrapping up his sensational career in his Nevada hometown with 6,405 yards.

Pumphrey's senior total of 2,133 yards rushing ranked him in the top 10 for an FBS player at the time. Ron Smith returned an interception 54 yards for a touchdown, Curtis Anderson caught a 28-yard touchdown pass from Christian Chapman, Juwan Washington ran for a touchdown, and John Baron kicked two field goals for the Aztecs (11-3). They overcame a 10-0 first-quarter deficit against the Cougars (9-4) for their second consecutive bowl win.

Neither the victory nor Pumphrey's record-setting performance seemed likely after Houston's defense absolutely smothered the Aztecs in the first quarter. Led by freshman Ed Oliver, Houston had seven tackles for loss on San Diego State's first 16 plays. Pumphrey had minus-1 yard rushing on seven carries in the first quarter and the Aztecs didn't have a first down until the first play of the second quarter - on a penalty for running into the kicker.

But Pumphrey started to gash Houston on the perimeter, giving San Diego State the lead for good on a 32-yard touchdown run late in the third quarter, and the defense intercepted four of Houston quarterback Greg Ward Jr.'s passes in the second half.

Ward threw for 229 yards and had a 2-yard touchdown run, tying Bryce Beall's school record of 39 rushing touchdowns.

Score by Quarter	1	2	3	4	F
San Diego State	0	6	14	14	34
Houston	10	0	0	0	10

Team Statistics	SDSU	HOU
First Downs	13	16
Rushing (Att-Net Yds)	37-127	41-25
Passing (Comp.-Att.-Int-Yds)	10-14-0-128	25-34-4-229
Total Offensive Plays	51	75
Total Net Yardage	255	254

## ■ 2017 Armed Forces Bowl

**ARMY WEST POINT 42, SAN DIEGO STATE 35**  
Dec. 23, 2017 ▶ Amon Carter Stadium ▶ Att: 35,986

**FORT WORTH, Texas** -- Despite 221 yards and four touchdowns from Rashaad Penny, San Diego State fell to Army West Point, 42-35, in the final minute of the 2017 Lockheed Martin Armed Forces Bowl.

The Black Knights' Darnell Woolfolk scored on a 1-yard touchdown run with 18 seconds left and then Kell Walker converted the go-ahead two-point conversion run, before Army West Point's Elijah Riley returned a SDSU fumble 29 yards as time expired.

San Diego State was able to run only 31 plays to Army West Point's 91 and lost the time of possession battle by 32 minutes (46:00 to 14:00).

The Aztecs went into the game ranked ninth in FBS rush defense, allowing 110.4 yards per game. However, Army West Point ran for 120 in the first quarter and for 440 overall.

Penny ran for 221 yards, which made him just the fourth FBS player to run for 200 yards in five straight games. His scores came on runs of 81, on his first carry, 31, 49 and 4 yards. Penny finished with a school-record 2,248 rushing yards on the year, breaking the mark set in 2016 by Donnel Pumphrey.

Juwan Washington also returned a kick 78 yards for a touchdown for San Diego State's other score and added 44 rushing yards on five carries.

Army West Point only completed one pass on four attempts while the Aztecs' Christian Chapman went 6-for-10 for 25 yards with an interception.

SDSU had three players with double-digit tackles: Kyahva Tezino (17), Ronley Lakalaka (15), and Parker Baldwin (10). Tezino's 17 stops were the most by an Aztec since Corey Boudreaux (21) and Andrew Preston (18) on October 11, 2008, vs. Air Force.

Ahmad Bradshaw ran for 180 yards to lead the Black Knights, while matching Penny with four touchdowns.

Score by Quarter	1	2	3	4	F
San Diego State	7	14	7	7	35
Army West Point	7	14	0	21	42

Team Statistics	SDSU	ARMY
First Downs	11	31
Rushing (Att-Net Yds)	21-255	87-440
Passing (Comp.-Att.-Int-Yds)	6-10-1-25	1-4-1-6
Total Offensive Plays	31	91
Total Net Yardage	280	446

## ■ 2018 Frisco Bowl

**OHIO 27, SAN DIEGO STATE 0**  
Dec. 19, 2018 ▶ Toyota Stadium ▶ Att: 11,029

**FRISCO, Texas** -- Nathan Rourke ran for two touchdowns and threw for another score, leading Ohio to a 27-0 victory over San Diego State in the drizzly DXL Frisco Bowl in Frisco, Texas.

A.J. Ouellette rushed for 164 yards and the Bobcats finished with 215 on the ground, the most the Aztecs allowed all season with the fourth-best run defense in FBS.

San Diego State was shut out for the first time since Nov. 18, 2006 at TCU and for the first time in a bowl since its first postseason appearance -- a 53-0 loss to Hardin-Simmons in the 1948 Harbor Bowl at Balboa Stadium in San Diego.

Juwan Washington rushed for 129 yards to lead SDSU, missing 1,000 yards for the season by just one yard (999), despite missing four-plus games with an injury.

The loss was the first by the Aztecs against a Mid-American Conference team. SDSU was 13-0-1 against the MAC prior to the Frisco Bowl.

SDSU had gone 10 straight games decided by single-digits, which stands as the longest such streak since at least 1980.

Ryan Agnew threw for 126 yards after replacing Aztec starter Christian Chapman in the first half. Rourke scored on a 9-yard run around left end to cap a 15-play drive for a 10-0 Bobcat lead in the second quarter.

Rourke's other scoring run was from 11 yards before halftime, and he threw a 35-yard TD to Andrew Meyer near the goal line on a flea-flicker from Ouellette in the fourth quarter.

Score by Quarter	1	2	3	4	F
San Diego State	0	0	0	0	0
Ohio	3	14	3	7	27

Team Statistics	SDSU	OHIO
First Downs	18	21
Rushing (Att-Net Yds)	36-153	40-215
Passing (Comp.-Att.-Int-Yds)	12-26-134	10-22-1-206
Total Offensive Plays	62	62
Total Net Yardage	287	421

## ■ 2019 New Mexico Bowl

**SAN DIEGO STATE 48, CENTRAL MICHIGAN 11**  
Dec. 21, 2019 ▶ Dreamstyle Stadium ▶ Att: 18,823

**ALBUQUERQUE, N.M.** -- Ryan Agnew passed for 287 yards and three touchdowns, and Jordan Byrd ran for a career-high 139 yards and a score to lead San Diego State to a 48-11 win over Central Michigan in the 2019 New Mexico Bowl.

Jesse Matthews, who shared co-offensive MVP honors for the bowl game, caught three passes for 111 yards and his first two touchdowns for the Aztecs, who finished with double-digit victories for the fourth time in the last five seasons.

Kyahva Tezino, who was named the game's defensive MVP, picked off CMU quarterback Quinten Dormady on the opening drive to set the tone for the SDSU defense. It was one of three turnovers in the game by the Chippewas, which led to 21 of San Diego State's 48 points. Agnew found Matthews with a 22-yard strike in the corner of the end zone off the Tezino pick to put the Aztecs on the scoreboard.

Central Michigan answered with a 33-yard field goal, the only other points of the first quarter.

A pair of field goals by freshman Matt Araiza early in the second quarter put SDSU up by 10. Following a Tariq Thompson pick off Dormady, Agnew found a wide open Matthews for a 74-yard touchdown to put San Diego State up, 20-3, at the half.

Byrd, playing in front of his hometown of Albuquerque, punched it in from 2 yards and TJ Sullivan made a one-handed 29-yard catch in the end zone to give the Aztecs a commanding 34-4 led midway through the third quarter.

CMU stopped the bleeding with a 66-yard run up the middle by Kobe Lewis and converted the 2-pt. conversion, but SDSU answered late in the third on a 2-yard run by Chase Jasmin.

San Diego State finished its scoring with 5:16 left in the game when Darren Hall returned a fumble 20 yards.

San Diego State prevented Central Michigan from sustaining consistent offense, with quarterback Quinten Dormady under pressure and forced to throw into tight coverage. He passed for 164 and threw three interceptions. CMU's Jonathan Ward, who came into the game with 1,082 yards and 15 touchdowns, was held to seven rushing yards and 26 yards receiving.

Score by Quarter	1	2	3	4	F
Central Michigan	3	0	8	0	11
San Diego State	7	13	21	7	48

Team Statistics	CMU	SDSU
First Downs	8	24
Rushing (Att-Net Yds)	27-112	45-223
Passing (Comp.-Att.-Int-Yds)	12-30-3	18-31-1
Total Offensive Plays	57	76
Total Net Yardage	277	510

# First-Team All-Americans



10 BOWL GAME APPEARANCES SINCE 2010 ▶ 21 CONFERENCE CHAMPIONSHIPS



## HENRY ALLISON All-American - 1970

Played two seasons at San Diego State after transferring from College of Sequoias where he also lettered twice ... He anchored the offensive line that set the record for points in a season (44.9 per game) ... Received first-team All-America honors in 1970, his last year at SDSU ... Was drafted in the fifth round by Philadelphia and finished his five-year NFL career with St. Louis and Denver ... SDSU Hall of Fame member.



## WILLIE BUCHANON All-American - 1971

A two-year letter winner at San Diego State (1970 and 1971) and a team captain his senior season ... Earned most valuable player honors in the 1971 East-West Shrine All-Star Game ... He also played in the Coaches All-America Game and College All-Star Game ... Had five interceptions as a senior, the most on the team and the fifth-highest total in the Pacific Coast Athletic Association ... Also punted 39 times for a 36.5 yard average, the fifth-best mark in the PCAA ... Selected as a cornerback on *The Sporting News* all-time college team ... First-round draft choice by the Green Bay Packers in 1972 ... Named NFL Defensive Rookie of the Year in 1972 ... Charter member of the Aztec Hall of Fame (1988) ... Also inducted into the Packers Hall of Fame (1993) and San Diego Hall of Champions (1994) and has had his No. 28 jersey retired by San Diego State.



## JOHN BUTLER Little All-American - 1935

The first Aztec football player to receive national recognition ... A three-year letter winner (1933, '34, '35), Butler earned All-America accolades in 1935 ... Played both ways, as a pulling guard on offense and a linebacker on defense ... Voted to the all-conference team all three seasons ... Served as the mayor of San Diego from 1951 to 1955 ... Member of the Aztec Hall of Fame.



## FRED DRYER Little All-American - 1968

A two-year letter winner and starter at San Diego State (1967, 1968) who helped guide the Aztecs to a 19-1-1 record during his tenure ... Played 13 seasons in the National Football League for the New York Giants and the Los Angeles Rams ... A two-time Pro Bowl selection, Dryer anchored a defensive line that led the Rams to an appearance in Super Bowl XIV ... Following his football career, he had a successful acting career, starting in the long-running television series "Hunter" and later starting his own production company ... Inducted into the Aztec Hall of Fame in 1988 and the College Football Hall of Fame in 1997.



## JOHN DUICH Little All-American - 1938

Played three seasons (1936, '37, '38) ... Was captain and most valuable player on the 1938 team ... Played professional football for the Los Angeles Bulldogs ... His son, Steve, was also an All-American at SDSU ... Was an Aztec Hall of Fame inductee in 2007.



## STEVE DUICH Little All-American - 1967

A two-year letter winner and starter (1966, '67) who helped guide the Aztecs to a 21-1 record during his stay ... Anchored the offensive line that averaged 29.2 points and 355.7 yards of offense in 10 games ... In his All-America season, the Aztecs averaged nearly four yards per rush with four players gaining more than 280 yards rushing ... Selected in the fifth round of the NFL Draft by the Green Bay Packers ... Son of Aztec All-American John Duich ... Was an Aztec Hall of Fame inductee in 2007.



## LLOYD EDWARDS Little All-American - 1968

Lettered in 1967 and 1968 at San Diego State, helping the Aztecs to a 19-1-1 record in his two seasons ... Earned All-America honors as a senior in 1968 ... Second leading rusher on the '67 squad, with 442 yards on 71 carries for an impressive 6.2 yards per carry ... Followed that up with an 809-yard rushing campaign in 1968, carrying 178 times for a 4.5 rush average ... Also had seven rushing touchdowns in his All-America campaign ... He had three rushing touchdowns and was not stopped for a loss in any of his 71 carries ... Selected in the third round of the 1969 NFL Draft by Oakland.



## MARSHALL FAULK All-American - 1991, '92, '93

Three-time All-American (1991, '92, '93), two-time unanimous consensus All-American (1992, '93) ... Led the nation in rushing as a freshman in 1991 with 1,429 yards and in 1992 as a sophomore with 1,630 yards ... Despite playing just three collegiate seasons, collected 4,557 yards rushing ... Fifth player in NCAA history and first since Cornell's Ed Marinaro in 1970-71 to record back-to-back rushing titles ... Other NCAA Division I-A career ranks include: first in points per game (12.1), seventh in rushing yards per game (148.0), 10th in all-purpose yards per game (180.5), and 13th in career rushing touchdowns (57) and career points (376) among non-kickers ... Finished in the top nine of the Heisman Trophy balloting in all three of his seasons, including second in 1992 and fourth in 1993 ... Career totals included 766 carries for 4,589 yards and 57 touchdowns ... Rushed for at least 100 yards in 23 of his 32 career outings ... Posted seven 200-yard games and two 300-yard games ... Rushed 201 times for 1,429 yards and 21 touchdowns in 1991 to become first freshman in NCAA history to lead nation in scoring (15.6 ppg) and rushing (158 ypg) ... Set a career high and then-NCAA freshman record with 386 rushing yards and seven touchdowns on 37 carries vs. Pacific in his second collegiate game ... Recorded four NCAA freshman records and tied Emmitt Smith for earliest game for freshman to surpass 1,000 yards by doing so in his seventh ... Second overall pick by Indianapolis in 1994 NFL Draft ... A seven-time NFL Pro Bowl selection, he earned league most valuable player honors in 2000 ... Won the world championship with St. Louis in Super Bowl XXXIV on Jan. 30, 2000 ... NFL Hall of Fame inductee in 2011, College Hall of Fame inductee in 2017 and SDSU Hall of Fame in 1998.

Marshall Faulk - SDSU Totals						
Rushing						
	G	Att.	Yds.	Avg.	LG	TDs
1991	9	201	1,429	7.1	63	21
1992	10	265	1,630	6.2	68	15
1993	12	300	1,530	5.1	71	21
<b>Totals</b>	<b>31</b>	<b>766</b>	<b>4,589</b>	<b>6.0</b>	<b>71</b>	<b>57</b>
Receiving						
	G	Rec.	Yds.	Avg.	LG	TDs
1991	9	17	201	11.8	80	2
1992	10	18	128	7.1	17	0
1993	12	47	644	13.7	87	3
<b>Totals</b>	<b>31</b>	<b>82</b>	<b>973</b>	<b>11.9</b>	<b>87</b>	<b>5</b>



## GARY GARRISON Little All-American - 1964

A two-year letter winner for the Aztecs (1964, '65) ... Set San Diego State records with 26 career touchdown receptions and 1,272 receiving yards in 1964 ... Was the first Aztec player to participate in the East-West Shrine Game ... Taken in the first round of the 1965 futures draft by the San Diego Chargers ... A two-time Pro Bowl selection (1971, '73) ... Inducted into the Aztec Hall of Fame in 1988.



## DON HORN Little All-American - 1966

A two-year player at SDSU, he produced a remarkable senior season ... Led the Aztecs to a perfect 10-0 mark by passing for 2,234 yards, completing 134-of-253 passes (53.0 percent) ... He also threw for 18 touchdowns and rushed for three more ... Led an offense that averaged 28.9 points and 426.6 yards per game ... One of eight Aztec players taken in the 1967 draft, he was selected in the first round by the Green Bay Packers.



## MIKE MALANO All-American - 1999

A four-year letter winner, Malano earned All-America honors as a senior by the *Football Writers Association* ... All-MW first-team choice as a senior ... Started every game at center, recording 30 knockdowns while not allowing a quarterback sack the entire season ... Helped an offense that generated 373.3 yards per game ... All-WAC first-team selection as a junior in 1998 ... Didn't allow a sack all season and registered 22 knockdowns ... Named Aztecs' Lineman of the Year ... Started the first seven games in 1997 at strong-side offensive guard before moving to center vs. Hawai'i and the remainder of the season ... Started every game at strong-side guard in 1996 ... Part of an offense that finished eighth in the nation in total and scoring offense ... Started all 46 games of his college career ... Selected in the seventh round by the Minnesota Vikings in the 2000 Draft.



## KIRK MORRISON All-American - 2003

Capped off a standout junior season by being named a first-team All-American as well as the Mountain West Defensive Player of the Year ... Repeated as MWC Defensive Player of the Year as a senior ... In 2003, finished fourth in the MWC with 9.6 tackles per game and led the league with 1.33 tackles for loss per game ... Finished second in the conference with 17 tackles for loss on the season ... Led SDSU in tackles for loss, forced fumbles and recoveries ... Reached



# First-Team All-Americans



10 BOWL GAME APPEARANCES SINCE 2010 ▶ 21 CONFERENCE CHAMPIONSHIPS

double figures in tackles six times, including 15 stops against BYU ... A three-time first-team all-Mountain West selection ... *College Football News* listed him as one of the top 40 players in the country ... Left SDSU as the school's second all-time leading tackler ... Drafted in 2005 by the Raiders.



## HAVEN MOSES

**All-American - 1967**


Played for two seasons at San Diego State after attending Los Angeles Harbor Junior College ... Helped the Aztecs to a 19-1 mark in 1966 and 1967 ... In addition to earning All-America honors from *The Sporting News* and *Time Magazine* in 1967, he also earned Little All-Coast by the AP and UPI that same year ... Played in the 1967 East-West Shrine Game and also played in the 1968 College All-Star Game and Senior Bowl ... Pulled in 54 passes for 958 yards and seven touchdowns in his All-America senior campaign ... Caught 111 passes for 2,103 yards and 15 TDs in his two seasons on the Mesa ... Was a 1968 first-round draft pick of the Buffalo Bills ... Member of the 1974 Pro Bowl team.



## NORM NYGAARD

**Little All-American - 1954**

A two-time all-conference performer who played for the Aztecs for three seasons (1952, 53, 54) ... His 2,619 career rushing yards were a San Diego State record until Marshall Faulk's arrival ... Aztec Hall of Fame inductee in 2002.



## CRAIG PENROSE

**All-American - 1975**

Played two seasons with the Aztecs (1974 and 1975) after transferring from Colorado ... Led the nation in passing in 1975, becoming the third Aztec player in a five-year span to lead the NCAA in that category (Brian Sipe - 1971, Jesse Freitas - 1973) ... 1975 team MVP ... Finished the 1975 season ranked second nationally in total offense ... Impressive numbers during his All-America campaign, connecting on 198-of-349 passes (56.7 percent) for 2,660 yards with 15 touchdowns while leading SDSU to an 8-3 record ... Selected in the fourth round of the 1976 NFL Draft by Denver ... Played portions of four seasons with the Broncos, logging 18 career games ... Also spent time in the USFL ... Aztec Hall of Fame inductee in 2017.



## NOEL PREFONTAINE

**All-American - 1996**

Named a first-team All-America selection by the *Associated Press* and *Football Writers Association* ... Played at SDSU for two seasons after playing as a freshman at Cal State Fullerton in 1992 and as a sophomore at Arizona State in 1993 ... Punted 48 times for a school-record average of 46.5 yards per punt ... That average was good for second in the nation, just one-tenth of a yard behind the national leader in the category ... Did not have any of his 100 punts in his junior or senior seasons blocked ... Showed amazing consistency as a senior, averaging 41.7 yards or better per punt in all 11 games ... He averaged more than 50 yards per punt in a game twice in 1996, including a 53.5 average against Hawaii ... Recorded a school-record 82-yard punt at New Mexico ... Holds school records for best punting average in both a season and a career ... A CFL all-star ... An Aztec Hall of Fame inductee in 2016.



## RASHAAD PENNY

**All-American - 2017**

2017 NCAA FBS consensus first-team All-American ... 2017 first-team All-American by *Associated Press*, *FWSA*, *The Sporting News*, *ESPN*, *Sports Illustrated*, *USA Today*, *CBS Sports*, *All-American* and *Bleacher Report* ... Finished his career tied for the most kick return touchdowns (7) and return (KR/PR) touchdowns (8) in FBS history ... Also finished with SDSU career records in kick return yards (2,449) and rushing yards per carry (7.49, min. 1,100 yards) ... Was the 2017 MW Offensive Player of the Year and a three-time MW Special Teams Player of the Year (2015-17), becoming the first player in league history to win multiple MW player-of-the-year awards ... Was a four-time MW first-team selection (2015-17 at kick returner, 2017 at running back), two-time Walter Camp FBS Offensive Player of the Week, five-time MW Offensive Player of the Week and four-time MW Special Teams Player of the Week ... Was SDSU's MVP and offensive MVP as a senior, and a two-time SDSU special teams player of the year (2015-16) ... As a senior in 2017, led the nation in rushing yards (2,248), rushing yards per game (172.9), all-purpose yards (2,974) and all-purpose yards per game (228.8), all which were school season records along with 200-yard rushing games (6) and overall touchdowns (28) ... Ranked fifth in NCAA FBS single-season history in both rushing yards (2,248) and all-purpose yards (2,974) ... Finished fifth in the voting for the Heisman Trophy as a senior, and also as a Walter Camp Player-of-the-Year finalist, Maxwell Award semifinalist and Doak Walker Award semifinalist ... Played in all 54 games over his career ... Selected in the first round of the 2018 NFL Draft by Seattle.

Rashaad Penny - SDSU Totals						
Rushing						
	G	Att.	Yds.	Avg.	LG	TDs
2014	13	2	22	11.0	21	0
2015	14	61	368	6.0	55	4
2016	14	136	1,018	7.5	73	11
2017	13	289	2,248	7.8	95	23
<b>Totals</b>	<b>54</b>	<b>488</b>	<b>3,656</b>	<b>7.5</b>	<b>95</b>	<b>38</b>
Kick Return						
	G	KR	Yds.	Avg.	LG	TDs
2014	13	20	500	25.0	57	0
2015	14	24	804	33.5	100	3
2016	14	20	624	31.2	100	2
2017	13	17	521	30.6	100	2
<b>Totals</b>	<b>54</b>	<b>81</b>	<b>2,449</b>	<b>30.2</b>	<b>100</b>	<b>7</b>



## DONNEL PUMPHREY

**All-American - 2016**

2016 first-team All-American by *Walter Camp* and *Sports Illustrated*, and a second-team pick by *Associated Press*, *AFCA*, *USA Today* and *The Sporting News* ... Finished his career ranked first all-time in NCAA FBS history in rushing yards (6,405) ... Also is fifth in all-purpose yards (7,515), tied for eighth in overall touchdowns (67) and ninth in rushing touchdowns (62) ... Is the only player in NCAA FBS history with at least 5,000 rushing yards (or 6,000 yards) and 1,000 receiving yards ... Broke numerous SDSU school records, passing Marshall Faulk his senior year in rushing yards (6,405), all-purpose yards (7,515), 100-yard rushing games (33), overall touchdowns (67), rushing touchdowns (62), overall points (402) and rushing attempts (1,059) ... Finished as the all-time Mountain West leader in rushing yards, all-purpose yards, rushing touchdowns, overall touchdowns and 100-yard games ... Was a two-time MW Offensive Player of

the year (2015-16), three-time MW first-team selection (2014-16) and six-time MW Offensive Player of the Week ... Was SDSU's MVP and offensive MVP three straight seasons (2014-16) ... Led the nation with 2,133 rushing yards as a senior ... As of 2018, has three of the top six rushing seasons in SDSU history ... Tied for 10th in the voting for the Heisman Trophy as a senior, and was also a Doak Walker Award finalist, and a Maxwell Award and Walter Camp Player-of-the-Year Award semifinalist ... Played in all 54 games over his career ... Drafted in the fourth round of the 2017 NFL Draft by Philadelphia.



## TOM REYNOLDS

**All-American - 1971**

An all-Pacific Coast Athletic Association performer who earned team most valuable player honors as a senior ... The nation's leading receiver in 1971 when he hauled in 67 receptions for 1,070 yards and seven touchdowns ... Caught 25 more passes than any other player in the PCAA ... A second-round selection of the New England Patriots in the 1972 NFL Draft ... Played in 21 NFL games and caught 15 passes for 279 yards and two touchdowns in two NFL seasons ... Inducted into the Aztec Hall of Fame in 1990.



## NICO SIRAGUSA

**All-American - 2016**

Was a 2016 *USA Today* first-team All-American and a third-team All-America selection by *Associated Press* ... A two-time first-team all-Mountain West pick (2015-16) ... Blocked for Donnel Pumphrey, the all-time NCAA leading rusher, for all four seasons from 2013-16 ... Blocked for Pumphrey (2,133 yards) and Rashaad Penny (1,018 yards) as a senior, making SDSU the first team in NCAA history with a 2,000-yard and 1,000-yard rusher in the same season ... Played in all 54 games of his career, starting 42 times ... Drafted in the third round of the 2017 NFL Draft by Baltimore.



## KYLE TURLEY

**All-American - 1997**

Joins Marshall Faulk as the only consensus All-Americans in SDSU history ... A semifinalist for both the Outland Trophy and Lombardi Award his senior season ... Earned All-America honors as a senior, becoming the first Aztec offensive lineman to earn that distinction since Henry Allison in 1970 ... Selected to play in both the Senior Bowl and the East-West Shrine postseason all-star games ... Blocked for three different 1,000-yard rushers during his Aztec tenure ... Selected seventh overall in the 1998 draft ... A 2000 *Associated Press* All-Pro ... Set a New Orleans team record against St. Louis in 2000 with three fumble recoveries ... Was a teammate of Marshall Faulk with the Rams ... SDSU Hall of Famer.



## HENRY WILLIAMS

**All-American - 1978**

A two-year letter winner (1977 and 1978) for the Aztecs, Williams was named a Kodak All-American his senior season ... Also earned second-team honors by *United Press International* in 1978 ... Selected in the sixth round of the 1978 NFL Draft by the Oakland Raiders.

# National Honors



10 BOWL GAME APPEARANCES SINCE 2010 ▶ 21 CONFERENCE CHAMPIONSHIPS

## DIVISION I ERA MULTIPLE ALL-AMERICA RECIPIENTS

14 Players (2 three-time, 12 two-time)

### 3-Time All-American

^Marshall Faulk, RB (1991-1st, 1992-1st, 1993-1st)  
Donnel Pumphrey, RB (2014-HM, 2015-HM, 2016-1st)

### 2-Time All-Americans

Doug Aronson, OG (1985-HM, 1986-3rd)  
Darius Durham, WR (1981-HM, 1982-HM)  
Chris Hardy, RB (1985-HM, 1986-HM)  
Paul Hewitt, RB (1987-HM, 1988-HM)  
Michael Hughes, P (2005-HM, 2007-HM)  
^Pete Inge, OG (1978-2nd, 1979-2nd)  
^Kirk Morrison, LB (2003-1st, 2004-2nd)  
Ricky Parker, DB (1995-HM, 1996-HM)  
^Todd Santos, QB (1986-HM, 1987-3rd)  
^Brian Sipe, QB (1970-HM, 1971-HM)  
^Kyle Turley, OT (1996-HM, 1997-1st)  
Kevin Wells, C (1987-HM, 1988-HM)  
^ - Member of Aztec Hall of Fame

## FIRST-TEAM ALL-AMERICANS

16 times by 14 players  
four consensus All-America selections

Yr.	Player, Position	Source
67	Haven Moses, WR	SN, TM
70	Henry Allison, OG	SN, TM, NEA
71	Willie Buchanan, DB	SN, TM, PW
	Tom Reynolds, WR	TM
75	Craig Penrose, QB	SN, TM
78	Henry Williams, DB	FC
91	Marshall Faulk, RB	AP, SN
92	** Marshall Faulk, RB	AP, FC, FN, FW, SN, UP, WC
93	** Marshall Faulk, RB	AP, FC, FN, FW, SN, UP, WC
96	Noel Prefontaine, P	AP, FW
97	* Kyle Turley, OT	FC, FN, FW, SN
99	Mike Malano, C	FW
03	Kirk Morrison, LB	CF
16	Donnel Pumphrey, RB	SI, WC
	Nico Siragusa, OG	USAT
17	* Rashaad Penny, RB	AA, AP, BR, CBS, ESPN, FW, SI, SN, USAT

## SECOND-TEAM ALL-AMERICANS

16 times by 13 players

Yr.	Player, Position	Source
78	Pete Inge, OG	AP
	Henry Williams, DB	UP
79	Pete Inge, OG	AP, UP
85	Webster Slaughter, WR	AP, FN
90	Patrick Rowe, WR	AP
95	George Jones, RB	AP
96	Noel Prefontaine, P	FN
97	Kyle Turley, OT	AP
01	Larry Ned, RB	AP
04	Kirk Morrison, LB	SN
15	Damontae Kazee, DB	USAT
16	Donnel Pumphrey, RB	AP, FC, USAT, SN
17	Rashaad Penny, RB	SBN, WC, CBS (at all-purpose)
19	Luq Barcoo, CB	WC, FW, PS

## THIRD-TEAM ALL-AMERICANS

15 times by 15 players

Yr.	Player, Position	Source
63	Neal Petties, WR	AP
70	Tim Delaney, WR	AP
73	Jesse Freitas, QB	AP
79	Pete Inge, OG	FN
83	Jim Sandusky, WR	FN
86	Doug Aronson, OG	AP
	Rob Awalt, TE	AP, FN
87	Todd Santos, QB	SN
95	George Jones, RB	FN
98	Damon Gourdine, WR/KR	SN

02	J.R. Tolver, WR	SN
11	Ronnie Hillman, RB	AP, PS
16	Nico Siragusa, OG	AP
19	Luq Barcoo, CB	AP
	Keith Ismael, C	PFF

## FOURTH-TEAM ALL-AMERICANS

three times by three players

Yr.	Player, Position	Source
01	Larry Ned, RB	SN
02	J.R. Tolver, WR	SN
15	Rashaad Penny, KR	PS

## HONORABLE MENTION ALL-AMERICANS

65 times by 53 players

Yr.	Player, Position	Source
64	James Allison, RB	NEA
70	Tim Delaney, WR	UP
	Brian Sipe, QB	AP
	Leon Van Gorkum, DE	AP, UP
71	Brian Sipe, QB	AP, UP
76	Travis Hitt, LB	UP
78	Pete Inge, OG	UP
	Don Warren, TE	AP, UP
	Henry Williams, DB	AP
79	Tony Allen, RB	AP
	Pete Inge, OG	SN
	Pat Mulholland, P	SN
	Steve Stapler, WR	AP
	Terrell Ward, DB	AP
80	Kevin Mitchell, LB	SN
81	Vernon Dean, DB	AP, SN
	Darius Durham, WR	AP
	Mike Jezulin, P	AP
	Matt Kofler, QB	SN
82	Darius Durham, WR	AP
83	Matt Long, C	AP
	Jim Sandusky, WR	AP
	Mike Saxon, P	AP
84	Tory Nixon, CB	AP
85	Doug Aronson, OG	AP
	Chris Hardy, RB	AP
	Mike Hooper, DT	AP
	Chris O'Brien, PK	AP
	Todd Richards, LB	AP
	Mike Stevens, MG	AP
86	Levi Esene, DT	AP
	Chris Hardy, RB	AP
	Steve Lauter, DB	AP
	Mario Mitchell, CB	AP
	Todd Santos, QB	AP
87	Paul Hewitt, RB	AP
	Kerry Reed-Martin, TE	AP
	Todd Santos, QB	AP
	Kevin Wells, C	AP
88	Monty Gilbreath, WR	AP
	Paul Hewitt, RB	AP
	Kevin Wells, C	AP
95	Chris Finch, OG	FN
	Ricky Parker, DB	FN
96	Will Blackwell, WR	FN
	Billy Blanton, QB	FN
	Peter Holt, PK	FN
	Adrian Ioja, DE	FN
	Ricky Parker, CB	FN
	Kyle Turley, OT	FN
98	Kabeer Gbaja-Biamila, DE	FN
05	Michael Hughes, P	CF
07	Michael Hughes, P	CF
10	DeMarco Sampson, WR	SI
11	Gavin Escobar, TE	SI
	Ronnie Hillman, RB	SI
	Larry Parker, DB	SI
	Gavin Escobar, TE	PFW
12	Donnel Pumphrey, RB	SI
14	Donnel Pumphrey, RB	SI
15	Damontae Kazee, DB	SI

	Donnel Pumphrey, RB	SI
19	Luq Barcoo, FLEX	PFF
	Dwayne Johnson Jr., S	PFF
	Kyahva Tezino, LB	PFF, PS

## FRESHMAN ALL-AMERICANS

17 times by nine players

Yr.	Player, Position	Team	Source
01	Kirk Morrison, LB	4th	SN
03	Lynell Hamilton, RB	1st	SN, RI
05	Russell Allen, LB	HM	SN
10	Gavin Escobar, TE	1st	SN
	Ronnie Hillman, RB	1st	FW, PS
	Gavin Escobar, TE	2nd	RI, CF, PS
13	Donnel Pumphrey, RB	2nd	RI, CF, CS
17	Tyler Roemer, OL	1st	USAT
	Tariq Thompson, DB	1st	FW, USAT
19	Cameron Thomas, DT	2nd	TA

\* - Consensus All-American as defined by the NCAA

\*\* - Consensus All-American unanimous selection

AA - All-American, AP - Associated Press, BR - Bleacher Report, CBS - CBS Sports, CF - Collegefootballnews, ESPN - ESPN, FC - American Football Coaches Association (Kodak), FN - Football News, FW - Football Writers Association of America, NEA - Newspaper Enterprise Association, PFF - Pro Football Focus, PFW - Pro Football Weekly, PS - Phil Steele.com, PW - Pop Warner, RI - Rivals.com, SBN - SB Nation, SI - Sports Illustrated, SN - Sporting News, TA - The Athletic, TM - Time Magazine, UP - United Press, USAT - USA Today.

## LITTLE ALL-AMERICANS (PRE-DIVISION I ERA)

14 times by 13 players

Yr.	Player, Position
35	John Butler, OG
38	John Duich, OT
54	Norm Nygaard, RB
	Ron Steward, WR
55	Jay Gutowski, OG
56	Jay Gutowski, OG
64	Jim Allison, RB
	Gary Garrison, WR
66	Leo Carroll, DE
	Don Horn, QB
67	Steve Duich, OT
	Haven Moses, WR
68	Fred Dryer, DL
	Lloyd Edwards, RB

## ACADEMIC ALL-AMERICANS

three times by three players

Yr.	Player, Position	Team
78	Don Warren, TE	2nd
98	Scott Auerbach, DB	1st
01	Brian Simjanovski, P	2nd

## NATIONAL AWARD CANDIDATES

### Recognized by NCAA

#### Heisman Trophy (Top College Player)

91	Marshall Faulk (9th; 52 pts.)
92	Marshall Faulk (2nd; 1,080 pts.)
93	Marshall Faulk (4th; 250 pts.)
16	Donnel Pumphrey (T-10th; 67 pts.)
17	Rashaad Penny (5th; 175 pts.)

#### Walter Camp Award (National Player of the Year)

11	Ronnie Hillman, RB (preseason)
16	Donnel Pumphrey, RB (semifinalist)
17	Rashaad Penny, RB (finalist)



# National Honors



10 BOWL GAME APPEARANCES SINCE 2010 ▶ 21 CONFERENCE CHAMPIONSHIPS

NATIONAL HONORS < HISTORY

## Maxwell Award (College Player of the Year)

- 06 Lynell Hamilton, RB (preseason)
- 11 Ronnie Hillman, RB (preseason)
- Ryan Lindley, QB (preseason)
- 13 Adam Muema, RB (preseason)
- 15 Donnel Pumphrey, RB (preseason)
- 16 Donnel Pumphrey, RB (semifinalist)
- 17 Rashaad Penny, RB (semifinalist)
- 18 Juwan Washington, RB (preseason)
- 19 Juwan Washington, RB (preseason)

## Bednarik Award (Outstanding Defensive Player)

- 04 Kirk Morrison, LB (preseason)
- 13 Jake Fely, LB (preseason)
- 16 Damontae Kazee, CB (preseason)
- Calvin Munson, LB (preseason)
- 19 Kyhava Tezino, LB (preseason)
- 20 Cameron Thomas, DT (preseason)
- Tariq Thompson, S (preseason)

## Biletnikoff Award (Top Wide Receiver)

- 02 J.R. Tolver (semifinalist)
- Kassim Osgood (preseason)
- 09 Vincent Brown (semifinalist)
- 10 Vincent Brown (preseason)
- 11 Colin Lockett (midseason)
- 12 Colin Lockett (preseason)
- 13 Ezell Ruffin (midseason)
- 14 Ezell Ruffin (preseason)

## Bronko Nagurski Award (Top Defensive Player)

- 03 Kirk Morrison, LB (preseason)
- 04 Matt McCoy, LB (preseason)
- Kirk Morrison, LB (preseason)
- 06 Antwan Applewhite, DE (preseason)
- 11 Miles Burris, LB (preseason)
- 12 Leon McFadden DB (preseason)
- 16 Calvin Munson, LB (preseason)
- 19 Kyhava Tezino, LB (preseason)
- 20 Cameron Thomas, DT (preseason)

## Butkus Award (Outstanding Linebacker)

- 02 Kirk Morrison (preseason)
- 03 Kirk Morrison (preseason)
- 04 Kirk Morrison (semifinalist)
- Matt McCoy (preseason)
- 07 Russell Allen (preseason)
- 08 Russell Allen (preseason)
- 11 Miles Burris (preseason)
- 16 Calvin Munson (preseason)
- 19 Kyhava Tezino, LB (preseason)

## Davey O'Brien Award (Outstanding Quarterback)

- 03 Adam Hall (preseason)
- 11 Ryan Lindley (preseason)

## Doak Walker Award (Top Running Back)

- 01 Larry Ned (semifinalist)
- 04 Lynell Hamilton (preseason)
- 05 Lynell Hamilton (preseason)
- 11 Ronnie Hillman (semifinalist)
- 12 Walter Kazee (preseason)
- 13 Adam Muema (preseason)
- 14 Donnel Pumphrey (preseason)
- 15 Donnel Pumphrey (preseason)
- 16 Donnel Pumphrey (finalist)
- 17 Rashaad Penny (semifinalist)

## John Mackey Award (Top Tight End)

- 10 Alston Umuolo (preseason)
- 11 Gavin Escobar (midseason)
- 12 Gavin Escobar (semifinalist)
- 17 David Wells (preseason)
- 18 Kahale Warring (preseason)
- 19 Parker Houston (preseason)
- 20 Daniel Bellinger (preseason)

## Lou Groza Award (Outstanding Kicker)

- 96 Peter Holt (finalist)
- 03 J.C. Mejia (semifinalist)
- 11 Abelardo Perez (preseason)
- 15 Donny Hageman (preseason)

- 16 John Baron II (semifinalist)
- 17 John Baron II (preseason)
- 18 John Baron II (semifinalist)
- 20 Matt Araiza (preseason)

## Outland Trophy (Top Interior Lineman)

- 04 Mike Kracalik, OG (preseason)
- 16 Nico Siragusa, OG (preseason)
- 19 Keith Ismael, C (preseason)

## Paul Hornung Award (Most Versatile Player)

- 16 Rashaad Penny (preseason)
- 17 Rashaad Penny (preseason)
- 18 Juwan Washington (preseason)
- 19 Juwan Washington (preseason)
- 20 Jordan Byrd (preseason)

## Jim Thorpe Award (Top Defensive Back)

- 12 Leon McFadden, CB (preseason)
- 13 Nat Berhe, S (preseason)
- 14 J.J. Whittaker, CB (preseason)
- 15 Damontae Kazee, CB (preseason)
- J.J. Whittaker, CB (preseason)
- 16 Damontae Kazee, CB (preseason)
- 19 Luq Barcoo, CB (semifinalist)
- Tariq Thompson, S (preseason)
- 20 Darren Hall, CB (preseason)
- Tariq Thompson, S (preseason)

## Ray Guy Award (Outstanding Punter)

- 03 Brian Simjanovski (preseason)
- 06 Michael Hughes (preseason)
- 07 Michael Hughes (preseason)
- 09 Brian Stahovich (preseason)
- 10 Brian Stahovich (preseason)
- 11 Brian Stahovich (preseason)
- 13 Joel Alesi (preseason)
- 14 Joel Alesi (preseason)
- 16 Tanner Blain (preseason)
- 19 Brandon Hecklen (preseason)

## Rimington Award (Outstanding Center)

- 02 Johnathan Ingram (preseason)
- 04 Jasper Harvey (preseason)
- 05 Jasper Harvey (preseason)
- 09 Trask Iosefa (preseason)
- 10 Trask Iosefa (preseason)
- 12 Alec Johnson (preseason)
- 14 Jordan Smith (preseason)
- 16 Arthur Flores (preseason)
- 19 Keith Ismael (preseason)

## Wuerffel Trophy Watch List (Community Service, Athletic & Academic)

- 16 Daniel Brunskill, TE (preseason)
- 17 David Wells, TE (preseason)
- 18 Ron Smith, CB (preseason)
- 19 Parker Houston, TE (preseason)

## Other Awards

### Burlsworth Trophy (Top Walk-On)

- 10 Darryn Lewis, S (preseason)
- 13 Chad Young, FB (preseason)
- 14 Joel Alesi, P (preseason)
- 15 Dakota Gordon, FB (preseason)
- 16 Daniel Brunskill, TE (preseason)
- 17 Kahale Warring, TE (preseason)
- 18 Kahale Warring, TE (preseason)
- 19 Jesse Matthews, WR (preseason)
- 20 Jesse Matthews, WR (preseason)

### Earl Campbell Tyler Rose Award (Ties to Texas, Performance, Integrity, Tenacity)

- 13 Adam Dingwell, QB (preseason)
- 14 Adam Roberts, TE (preseason)
- 17 Juwan Washington, RB (preseason)
- 19 Juwan Washington, RB (preseason)

### William V. Campbell Trophy (Best Scholar-Athlete)

- 11 Miles Burris, LB (semifinalist)
- 19 Parker Houston, TE (semifinalist)

## NFF Hampshire Society (3.2 GPA, Starter/Contributor & in Last Season of Eligibility)

- 07 Patrick Justman, C
- 08 Scotty James, CB
- 10 Matthew Kawulok, TE/FB
- 12 Miles Burris, LB
- 16 Jeff Overbaugh, LS
- 17 Arthur Flores, C
- 18 Ron Smith, CB
- 19 Brandon Hecklen, P
- Parker Houston, TE

## Ted Hendricks Award (Top Defensive End)

- 06 Antwan Applewhite (preseason)

## Lombardi Award (Top Down Lineman)

- 03 Kirk Morrison, LB (preseason)
- 04 Mike Kracalik, OG (preseason)
- Kirk Morrison, LB (preseason)
- 08 Russell Allen, LB (preseason)
- 11 Miles Burris, LB (preseason)
- 12 Gavin Escobar, TE (preseason)
- 13 Jake Fely, LB (preseason)
- 15 Alex Barrett, DE (preseason)
- Darrell Greene, OG (preseason)
- Pearce Slater, OT (preseason)

## Lott IMPACT Trophy (Impact On & Off Field)

- 13 Nat Berhe, S (preseason)
- 16 Calvin Munson, LB (quarterfinalist)

## Manning Award (Top Quarterback)

- 09 Ryan Lindley (preseason)
- 11 Ryan Lindley (preseason)

## Manning Award (Top Quarterback)

- 09 Ryan Lindley (preseason)
- 11 Ryan Lindley (preseason)

## Polynesian College Football Player of the Year

- 17 Ronley Lakalaka, LB (preseason)
- 18 Ronley Lakalaka, LB (preseason)

## Johnny Unitas Golden Arm Award (Quarterback On & Off Field)

- 17 Christian Chapman (preseason)
- 18 Christian Chapman (preseason)

## Awards No Longer Presented

### Hossman Award (National Player of the Year)

- 04 Kirk Morrison, LB (preseason)

### Rudy Award (Character, Courage, Contribution, Commitment)

- 10 Doug Deakin

## NATIONAL WEEKLY AWARDS

### Walter Camp National FBS Player of the Week

Yr.	Player, Position (Date)	Honor
15	Calvin Munson, LB (Sept. 6)	Defensive
17	Rashaad Penny, RB (Sept. 10)	Offensive
	Rashaad Penny, RB (Nov. 19)	Offensive

### FWAA/Bronko Nagurski Player of the Week

Yr.	Player, Position (Date)	Honor
04	Matt McCoy, LB (Sept. 18)	Defensive
17	Kameron Kelly, DB (Sept. 19)	Defensive

AZTEC FOOTBALL MEDIA GUIDE

# Conference Honors



10 BOWL GAME APPEARANCES SINCE 2010 ▶ 21 CONFERENCE CHAMPIONSHIPS

## LEAGUE PLAYER OF THE YEAR

13 times by seven players

Yr.	Player, Position	Honor
<b>Western Athletic Conference (1978-99)</b>		
87	Todd Santos, QB	Offensive PoY
92	Marshall Faulk, RB	Offensive PoY
95	George Jones, RB	Offensive PoY
<b>Mountain West (1999-)</b>		
03	Kirk Morrison, LB	Defensive PoY
04	Kirk Morrison, LB	Co-Defensive PoY
15	Donnel Pumphrey, RB	Offensive PoY
	Damontae Kazee, DB	Defensive PoY
	Rashaad Penny, KR	Special Teams PoY
16	Donnel Pumphrey, RB	Offensive PoY
	Damontae Kazee, DB	Defensive PoY
	Rashaad Penny, KR	Special Teams PoY
17	Rashaad Penny, RB	Offensive PoY
	Rashaad Penny, KR	Special Teams PoY

## LEAGUE FRESHMAN OF THE YEAR

two times by two players

Yr.	Player, Position
<b>Mountain West (1999-)</b>	
03	Lynell Hamilton, RB
10	Ronnie Hillman, RB

## LEAGUE COACH OF THE YEAR

five times by four coaches

Yr.	Coach
<b>Western Athletic Conference (1978-99)</b>	
86	Denny Stolz
98	Ted Tollner (Pacific Division)
<b>Mountain West (1999-)</b>	
10	Brady Hoke
12	Rocky Long
15	Rocky Long

## FIRST-TEAM ALL-LEAGUE

284 times by 218 players

Yr.	Player, Position	No. 1st Team Selections
<b>Southern Calif. Intercollegiate Athletic Conference (1926-38)</b>		
26	Dave Barnes, OT	1st
	Ed Ruffa, RB	1st
27	Paul Mott, FB	1st
28	Werner Peterson, OT	1st
	Art Wilson, FB	1st
29	Gordon Cox	1st
	Art Wilson, FB	2nd
30	Elden Dilley, FG	1st
	George Mosolf, E	1st
32	Bill Bailey, FB	1st
	George Mosolf, E	2nd
	Glen Warren, C	1st
33	Bill Bailey, FB	2nd
	John Butler, OG	1st
	George Mosolf, E	3rd
	Jack Rand, E	1st
	Owen Rice, OT	1st
34	John Butler, OG	2nd
	Owen Rice, OT	1st
35	John Butler, OG	3rd
	Ed Smyth, E	1st
36	Herb Ward, OG	1st
37	Max Glass, FB	1st
	Herb Ward, OT	1st
	Abbie Vanoni, OG	1st
38	Bill Timmons, E	1st
	Hal Tracy, FB	1st
	Abbie Vanoni, OG	2nd
<b>California Collegiate Athletic Association (1939-67)</b>		
41	Bob Cozens, B	1st
	Joe Seminario, OG	1st
46	Leo Heaton, E	1st
	Bill Nelson, B	1st
	Al Sawaya, OT	1st

47	George Brown, OG	1st
48	Tom Dahms, OT	1st
49	Tom Dahms, OT	2nd
	James Dowd, OG	1st
	Tom Wilson, E	1st
50	Byron Chase, OT	1st
	Bob Conklin, OG	1st
	Bob Embrey, DB	1st
	Ralph Freitag, C	1st
	Art Preston, B	1st
	Birt Slater, DE	1st
51	Jim Erkenbeck, OT-DG	1st
	Hugh Lathman, DG	1st
	George Leja, LB	1st
	Ferman McPhatter, DG	1st
	Chet Nicholson, E	1st
	Art Preston, B	2nd
	Ed Ricketts, DB	1st
	Jesse Thompson, B	1st
52	Ed Fletcher, DB	1st
	Paul Held, B	1st
	Bob Lyons, DE	1st
	Dick Ortega, OT-DT	1st
53	Paul Held, B	2nd
	Harry Higgins, C	1st
	Marshall Malcolm, DB	1st
	Norm Nygaard, RB-DB	1st
54	Harry Higgins, C	2nd
	Marshall Malcolm, DB	2nd
	Norm Nygaard, RB-DB	2nd
55	Jay Gutowski, OG	1st
	William Ledford, OT	1st
56	Jay Gutowski, OG	2nd
	William Ledford, OT	2nd
	Joe Duke, B	1st
58	Joe Duke, B	2nd
	Braxton Pinkins, E	1st
59	Dick Morris, B	1st
60	Pat Robbins, OG	1st
62	Kern Carson, B	1st
	David Lay, OT	1st
	Neal Petties, E	1st
63	Kern Carson, B	2nd
	John Farris, OT	1st
	Mario Mendez, B	1st
	Dave Stenson, OG	1st
64	Jim Allison, B	1st
	John Farris, OT	2nd
	Gary Garrison, E	1st
65	Gary Garrison, E	2nd
	Nate Johns, B	1st
	Cliff Kenney, LB	1st
	Ken Madison, E	1st
	Larry Martin, MG	1st
	Ralph Wenzel, OG	1st
66	Leo Carroll, DE	1st
	Don Fisher, E	1st
	Don Horn, QB	1st
	Bob Howard, DB	1st
	Larry Schakel, OG	1st
	Craig Scoggins, E	1st
	Jeff Staggs, LB	1st
	Teddy Washington, B	1st
	Jon Wittler, LB	1st
67	John Beck, DB	1st
	Paul Daniels, OG	1st
	Steve Duich, OT	1st
	Lloyd Edwards, B	1st
	Cliff Hancock, DB	1st
	Jim Hight, MG	1st
	Haven Moses, E	1st
<b>Pacific Coast Athletic Association (1969-75)</b>		
69	Tim Burnett, DL	1st
	Tim Delaney, TE	1st
	Lee Felice, OT	1st
	Billie Hayes, DB	1st
	Bill Pierson, C	1st
	Tom Reynolds, WR	1st
	Dennis Shaw, QB	1st
	Tom Shellabarger, OT	1st
	Bill Van Leeuwen, DL	1st
	Carl Weathers, LB	1st
	Lon Woodard, DL	1st
70	Henry Allison, OG	1st

	Ken Burrow, WR	1st
	Tim Delaney, TE	2nd
	Tom Hayes, DB	2nd
	Al Limahelu, K	1st
	Tom Shellabarger, OT	2nd
	Leon Van Gorkum, DE	1st
71	Willie Buchanon, DB	1st
	Steve Henson, OT	1st
	Tom Reynolds, WR	1st
	Brian Sipe, QB	1st
	Ty Youngs, DT	1st
72	Randy Bixler, DL	1st
	Isaac Curtis, WR	1st
	Bill Donckers, QB	1st
	Bill Ferguson, LB	1st
	Joe Lavender, DB	1st
73	Joe Amaral, LB	1st
	Rick Ash, DL	1st
	Tony Bachmann, OG	1st
	Pat Cassidy, LB	1st
	Keith Denson, WR	1st
	Jesse Freitas, QB	1st
	Bobby Henderson, LB	1st
	Monte Jackson, DB	1st
	Dave Limebrook, C	1st
	Claudie Minor, OT	1st
	Darold Nogle, TE	1st
74	Rick Ash, DL	2nd
	Tony Bachmann, RB	2nd
	Burt Blackwell, LB	1st
	Mike Gilbert, DL	1st
	Bobby Henderson, LB	2nd
	Monte Jackson, DB	2nd
	Bill Kramer, RB	1st
	Dwight McDonald, WR	1st
75	Duke Ferguson, WR	1st
	Mike Gilbert, DL	2nd
	Travis Hitt, LB	1st
	Mel Jacobs, KR	1st
	Craig Penrose, QB	1st
	Charlie Wortiska, OG	1st
<b>Western Athletic Conference (1978-98)</b>		
78	Pete Inge, OG	1st
	Don Warren, TE	1st
	Henry Williams, DB	1st
79	Tony Allen, RB	1st
	Pete Inge, OG	2nd
	Steve Stapler, WR	1st
	Terrell Ward, DB	1st
80	Kevin Mitchell, LB	1st
81	Vernon Dean, DB	1st
	Mike Jezulin, P	1st
82	Darius Durham, WR	1st
83	Jim Sandusky, WR & Ret. Specialist	1st
84	Rich Moran, OT	1st
	Tory Nixon, CB	1st
85	Doug Aronson, OG	1st
	Chris Hardy, HB	1st
	Chris O'Brien, PK	1st
	Todd Richards, LB	1st
	Webster Slaughter, WR	1st
86	Doug Aronson, OG	2nd
	Rob Awalt, TE	1st
	Levi Esene, DT	1st
	Steve Lauter, S	1st
87	Monty Gilbreath, Ret. Spec.	1st
	Clarence Nunn, DB	1st
	Todd Santos, QB	1st
88	Paul Hewitt, RB	1st
89	Monty Gilbreath, WR	2nd
	John Wesselman, DB	1st
90	Dennis Arey, WR	1st
	Dan McGwire, QB	1st
	Patrick Rowe, WR	1st
	Nick Subis, OL	1st
91	Eric Duncan, DL	1st
	Marshall Faulk, RB	1st
	Jim Jennings, OL	1st
	Damon Pieri, DB	1st
	Patrick Rowe, WR	2nd
92	Marshall Faulk, RB	2nd
	Tony Nichols, OL	1st
	Damon Pieri, CB	2nd
	Darnay Scott, WR	1st

HISTORY ▶ CONFERENCE HONORS

AZTEC FOOTBALL MEDIA GUIDE



# Conference Honors



10 BOWL GAME APPEARANCES SINCE 2010 ▶ 21 CONFERENCE CHAMPIONSHIPS

CONFERENCE HONORS < HISTORY

93	Marshall Faulk, RB	3rd
	Darnay Scott, WR	2nd
94	La'Roi Glover, DL	1st
	Ricky Parker, DB	1st
95	Will Blackwell, WR	1st
	Chris Finch, OG	1st
	George Jones, RB	1st
	Ricky Parker, DB	2nd
96	Will Blackwell, WR	(PD) 2nd
	Leandrew Childs, Ret. Specialist	(PD) 1st
	Adrian Ioja, DE	(PD) 1st
	Ricky Parker, CB	(PD) 1st
	Noel Prefontaine, P	(PD) 1st
	Kyle Turley, OT	(PD) 1st
97	Kabeer Gbaja-Biamila, DE	(PD) 1st
	Kyle Turley, OT	(PD) 2nd
98	Rick Austin, OL	(PD) 1st
	Kabeer Gbaja-Biamila, DE	(PD) 2nd
	Damon Gourdine, WR & Ret. Specialist	(PD) 1st
	Mike Malano, OL	(PD) 1st
<b>Mountain West (1999-)</b>		
99	Rico Curtis, DB	1st
	Kabeer Gbaja-Biamila, DL	3rd
	Mike Malano, OL	2nd
	Gray McNeill, TE	1st
00	Will Demps, DB	1st
01	Will Demps, DB	2nd
	David Moreno, OL	1st
	Larry Ned, RB	1st
02	Kirk Morrison, LB	1st
	Kassim Osgood, WR	1st
	J.R. Tolver, WR	1st
03	Brendan Darby, OL	1st
	Lynell Hamilton, RB	1st
	Kirk Morrison, LB	2nd
04	Kirk Morrison, LB	3rd
05	Marcus Demps, S	1st
	Freddy Keiaho, LB	1st
06	Antwan Applewhite, DE	1st
10	Vincent Brown, WR	1st
	Miles Burris, LB	1st
	Ronnie Hillman, RB	1st
	Leon McFadden, DB	1st
	DeMarco Sampson, WR	1st
	Brian Stahovich, P	1st
11	Miles Burris, LB	2nd
	Gavin Escobar, TE	1st
	Tommie Draheim, OL	1st
	Ronnie Hillman, RB	2nd
	Leon McFadden, DB	2nd
	Larry Parker, DB	1st
	Brian Stahovich, P	2nd
12	Nik Embernate, OL	1st
	Gavin Escobar, TE	2nd
	Leon McFadden, DB	3rd
13	Nat Berhe, DB	1st
14	Donnel Pumphrey, RB	1st
15	Alex Barrett, DL	1st
	Damontae Kazee, DB	1st
	Calvin Munson, LB	1st
	Rashaad Penny, KR	1st
	Donnel Pumphrey, RB	2nd
	Nico Siragusa, OL	1st
	Pearce Slater, OL	1st
16	John Baron II, PK	1st
	Alex Barrett, DL	2nd
	Damontae Kazee, DB	2nd
	Calvin Munson, LB	2nd
	Rashaad Penny, KR	2nd
	Donnel Pumphrey, RB	3rd
	Nico Siragusa, OL	2nd
17	Kameron Kelly, DB	1st
	Rashaad Penny, RB	3rd
	Rashaad Penny, KR	4th
18	Keith Ismael, OL	1st
	Kyahva Tezino, LB	1st
19	Luq Barcoo, DB	1st
	Myles Cheatum, DL	1st
	Keith Ismael, OL	2nd
	Kyahva Tezino, LB	2nd
	Cameron Thomas, DL	1st
20	Darren Hall, CB	1st
	Caden McDonald, LB	1st
	Kyle Spalding, OL	1st

	Cameron Thomas, DL	2nd
	Tariq Thompson, S	1st

## SECOND-TEAM ALL-LEAGUE

69 times by 55 players

Yr.	Player, Position
<b>Mountain West (1999-)</b>	
99	Jerome Haywood, DL
	Jonas Lewis, RB
	Joey Mayo, LB
	Larry Ned, RB
	Scott Nicholson, DL
	Ted Printy, OL
00	Jomar Butler, LB
	Jerome Haywood, DL
	Ricky Sharpe, DB
	Brian Simjanovski, P
	J.R. Tolver, WR
01	Jerome Haywood, DL
	Brian Simjanovski, P
	J.R. Tolver, WR
02	Amon Arnold, DL
	Jonathan Ingram, OL
	Jeff Shoate, OL
03	Mike Kracalik, OL
	Matt McCoy, LB
	Brandon Rager, DL
	Jeff Shoate, DB
04	Mike Kracalik, OL
	Blake Lobel, DL
	Matt McCoy, LB
05	Michael Hughes, P
	Kurt Kahui, DL
	Jeff Webb, WR
06	Joe Martin, LB
07	Michael Hughes, P
	Kevin O'Connell, QB
	Brett Swain, WR
09	Vincent Brown, WR
	DeMarco Sampson, WR
	Brian Stahovich, P
10	Ryan Lindley, QB
	Gavin Escobar, TE
	Trask Iosefa, OL
	Abelardo Perez, PK
11	Alec Johnson, OL
	Jerome Long, DL
12	Nat Berhe, DB
	Jake Fely, LB
	Alec Johnson, OL
	Adam Muema, RB
13	Bryce Quigley, OL
14	Damontae Kazee, DB
	Lloyd Mills, PR
	Terry Poole, OL
	J.J. Whittaker, DB
15	Jake Fely, LB
	J.J. Whittaker, DB
16	Daniel Brunskill, OL
	Malik Smith, DB
	David Wells, TE
17	Keith Ismael, OL
	Ronley Lakalaka, LB
	Tyler Roemer, OL
	Tariq Thompson, DB
	David Wells, TE
18	John Baron II, PK
	Ryan Pope, OL
	Tariq Thompson, DB
19	Keshawn Banks, DL
	Daishawn Dixon, OL
	Parker Houston, TE
	Tariq Thompson, DB
20	Greg Bell, RB
	Jordan Byrd, KR
	Tanner Kuljian, P
	Zachary Thomas, OL

## HONORABLE MENTION ALL-LEAGUE

95 times by 82 players

Yr.	Player, Position
<b>Mountain West (1999-)</b>	
00	Brian Berg, LB
	Mike Houghton, OL
	Johnathan Ingram, OL
	Chester Pitts, OL
	Brian Russell, DB
	Lon Sheriff, QB
01	Andrew Bringham, DL
	Jomar Butler, LB
	Donte Gamble, KR
	Johnathan Ingram, OL
	Gray McNeill, TE
	Kirk Morrison, LB
	Garret Pavelko, DB
	Chester Pitts, OL
	Dylan Robles, LB
	Ricky Sharpe, DB
02	Kyle Conerly, PR/KR
	Brendan Darby, OL
	Akbar Gbaja-Biamila, DL
	Adam Hall, QB
	Jared Ritter, DL
	Ricky Sharpe, DB
	Brian Simjanovski, P/PK
03	Jacob Elimimian, DB
	J.C. Mejia, PK
	Brook Miller, DL
	Seth Santoro, P
	Marviel Underwood, DB
	Jeff Webb, WR
04	Jonathan Bailes, DL
	Heath Farwell, LB
	Marviel Underwood, DB
	Jeff Webb, WR
05	Antwan Applewhite, DL
	Reggie Grigsby, DB
	Jasper Harvey, OL
	Joe Martin, LB
	Terrell Maze, DB
	Garrett Palmer, PK
06	Atiyah Henderson, RB
	Patrick Justman, C
	Nick Osborn, DL
07	Russell Allen, LB
	Ray Bass, DB
	Mike Kravetz, OL
	Nick Osborn, DL
	Will Robinson, OL
08	Russell Allen, LB
	Corey Boudreaux, DB
	B.J. Williams, DE
09	Davion Mauldin, KR
	Jerry Whilling, LB
10	Ernie Lawson, DL
	Jose Perez, DB
	Andrew Preston, DB
11	Nat Berhe, DB
12	Derek Largent, LB
	Sam Meredith, DL
	Bryce Quigley, OL
13	Colin Lockett, WR/KR
	Adam Muema, RB
	Terry Poole, OL
	Ezell Ruffin, WR
	Nick Tenhaeff, LB
	J.J. Whittaker, DB
14	Alex Barrett, DL
	Darrell Greene, OL
	Ezell Ruffin, WR
	Calvin Munson, LB
	Malik Smith, DB
15	Daniel Brunskill, TE
	Donny Hageman, PK
	Christian Heyward, DL
	Jon Sanchez, DL
	Malik Smith, DB
16	Kyle Kelley, DL
	Quest Truxton, PR

# Conference Honors



10 BOWL GAME APPEARANCES SINCE 2010 ▶ 21 CONFERENCE CHAMPIONSHIPS

17	Parker Baldwin, DB
	Mikah Holder, WR
18	Parker Baldwin, DB
	Noble Hall, DL
	Brandon Heicklen, P
	Kahale Warring, TE
	Juwan Washington, RB
19	Matt Araiza, PK
	William Dunkle, OL
	Darren Hall, DB
	Brandon Heicklen, P
	Dwayne Johnson Jr., DB
20	Matt Araiza, PK
	Keshawn Banks, DL
	Daniel Bellinger, TE
	Taylor Hawkins, DB
	Dwayne Johnson Jr., DB
	Jonah Tavai, DL

## PLAYER OF THE WEEK

163 times by 97 players

Yr.	Player, Position (Date)	Honor
<b>Western Athletic Conference (1978-98)</b>		
80	Rick Carusa, LB (Nov. 1)	Defensive
	Kevin Mitchell, LB (Nov. 29)	Defensive
81	Matt Kofler, QB (Sept. 12)	Offensive
	Matt Kofler, QB (Oct. 10)	Offensive
82	Dave Croudip, DB (Oct. 23)	Defensive
	Mark McKay, QB (Nov. 6)	Offensive
	Mike Fox, DB (Nov. 20)	Co-Defensive
84	Todd Santos, QB (Sept. 8)	Offensive
85	Chris Hardy, QB (Sept. 30)	Offensive
	Webster Slaughter, WR (Oct. 28)	Offensive
	Todd Santos, QB (Nov. 25)	Offensive
86	Chris Hardy, RB (Sept. 13)	Offensive
	Todd Santos, QB (Nov. 1)	Offensive
	Lyndon Earley, DB (Nov. 15)	Defensive
	Levi Essene, DT (Nov. 29)	Defensive
87	Todd Santos, QB (Sept. 12)	Offensive
	Todd Santos, QB (Oct. 17)	Co-Offensive
88	Paul Hewitt, RB (Nov. 5)	Offensive
89	Darin Wagner, RB (Sept. 23)	Offensive
	John Wesselman, DB (Sept. 30)	Defensive
	Ron Slack, RB (Oct. 14)	Offensive
90	Dan McGwire, QB (Sept. 29)	Offensive
	Patrick Rowe, WR (Oct. 13)	Offensive
	Dan McGwire, QB (Nov. 17)	Offensive
	T.C. Wright, RB (Nov. 24)	Offensive
91	Marshall Faulk, RB (Sept. 14)	Offensive
	Andy Coviello, LB (Oct. 12)	Defensive
	David Lowery, QB (Oct. 26)	Offensive
	David Lowery, QB (Nov. 16)	Co-Offensive
92	Marshall Faulk, RB (Sept. 5)	Offensive
	Marshall Faulk, RB (Sept. 12)	Offensive
	Darnay Scott, WR (Oct. 17)	Offensive
	Marshall Faulk, RB (Nov. 14)	Offensive
93	Craigus Thompson, LB (Oct. 9)	Defensive
	Marshall Faulk, RB (Nov. 13)	Offensive
94	Tim Gutierrez, QB (Sept. 10)	Offensive
95	Ricky Parker, CB (Sept. 11)	Defensive
	Julius McChristian, SS (Oct. 2)	Defensive
	Craigus Thompson, LB (Oct. 9)	Defensive
	George Jones, RB (Oct. 16)	Offensive
96	Peter Holt, PK (Sept. 9)	PD-Special Teams
	Will Blackwell, WR (Sept. 16)	PD-Offensive
	Peter Holt, PK (Sept. 23)	PD-Special Teams
	Leandrew Childs, RS (Oct. 13)	PD-Special Teams
	Noel Prefontaine, P (Nov. 4)	PD-Special Teams
	Billy Blanton, QB (Nov. 11)	PD-Offensive
	Jason Moore, DB (Nov. 25)	PD-Defensive
	Billy Blanton, QB (Dec. 2)	PD-Offensive
	Charles Gatlin, DL (Dec. 2)	PD-Defensive
	Noel Prefontaine, P (Dec. 2)	PD-Special Teams
97	Az Hakim, RS (Sept. 8)	PD-Special Teams
	Jonas Lewis, RB (Nov. 17)	PD-Offensive
98	Larry Ned, RB (Oct. 5)	PD-Offensive
	Damon Gourdine, RS (Oct. 12)	PD-ST
	Kabeer Gbaja-Biamila, DE (Oct. 26)	PD-Defensive
	Don Copeland, P (Nov. 9)	PD-Special Teams
<b>Mountain West (1999-)</b>		
99	Jack Hawley, QB (Sept. 27)	Offensive
	Scott Nicholson, DL (Nov. 29)	Defensive
00	Will Demps, DB (Sept. 4)	Defensive

	Lon Sheriff, QB (Oct. 9)	Offensive
	Derrick Lewis, WR (Oct. 23)	Offensive
	Jomar Butler, LB (Oct. 23)	Defensive
	Nate Tandberg, PK (Oct. 23)	Special Teams
	Dylan Robles, LB (Nov. 4)	Defensive
01	Larry Ned, RB (Sept. 24)	Offensive
	Larry Ned, RB (Oct. 7)	Co-Offensive
02	J.R. Tolver, WR (Sept. 16)	Offensive
	Ricky Sharpe, DB (Oct. 14)	Defensive
	J.R. Tolver, WR (Oct. 21)	Offensive
	Kyle Conerty, PR (Oct. 28)	Special Teams
03	Jeff Webb, WR (Oct. 6)	Co-Offensive
	Kirk Morrison, LB (Oct. 27)	Defensive
	Matt McCoy, LB (Nov. 10)	Defensive
	Marviel Underwood, DB (Nov. 24)	Defensive
04	Matt McCoy, LB (Sept. 20)	Defensive
	Kirk Morrison, LB (Oct. 18)	Defensive
	Heath Farwell, LB (Nov. 15)	Co-Defensive
	Kirk Morrison, LB (Nov. 15)	Co-Defensive
	Garrett Palmer, PK (Nov. 15)	Special Teams
05	Russell Allen, LB (Oct. 3)	Defensive
	Reggie Grigsby, S (Oct. 17)	Defensive
	Garrett Palmer, PK (Nov. 13)	Special Teams
06	Joe Martin, LB (Oct. 23)	Defensive
	Garrett Palmer, PK (Oct. 23)	Special Teams
	Ray Bass, S (Nov. 13)	Defensive
	Joe Martin, LB (Dec. 4)	Defensive
	Freddy Dunkle, LB (Dec. 4)	Special Teams
07	Russell Allen, LB (Oct. 15)	Defensive
	Luke Laolagi, LB (Nov. 5)	Defensive
	Mekell Wesley, KR (Nov. 12)	Special Teams
	Michael Hughes, P (Nov. 15)	Special Teams
	Michael Hughes, P (Nov. 19)	Special Teams
	Garrett Palmer, PK (Dec. 3)	Special Teams
08	Ryan Lindley, QB (Sept. 29)	Offensive
	Luke Laolagi, LB (Nov. 23)	Co-Defensive
09	Dey Juan Hemmings, DB (Oct. 5)	Co-Defensive
	Ryan Lindley, QB (Oct. 26)	Co-Offensive
	DeMarco Sampson, WR (Oct. 26)	Co-Offensive
	Brian Stahovich, P (Nov. 2)	Special Teams
10	Ronnie Hillman, RB (Sept. 13)	Offensive
	Ronnie Hillman, RB (Sept. 20)	Co-Offensive
	Ronnie Hillman, RB (Oct. 18)	Co-Offensive
	DeMarco Sampson, WR (Nov. 1)	Offensive
	Brian Stahovich, P (Nov. 1)	Special Teams
	Miles Burris, LB (Nov. 8)	Co-Defensive
	Ryan Lindley, QB (Nov. 29)	Offensive
11	Jerome Long, DL (Sept. 13)	Defensive
	Brian Stahovich, P (Sept. 13)	Special Teams
	Ronnie Hillman, RB (Sept. 19)	Co-Offensive
	Larry Parker, DB (Sept. 19)	Co-Defensive
	Ronnie Hillman, RB (Oct. 17)	Co-Offensive
	Ronnie Hillman, RB (Oct. 31)	Co-Offensive
	Nat Berhe, DB (Nov. 14)	Co-Defensive
	Ronnie Hillman, RB (Dec. 5)	Offensive
	Brian Stahovich, P (Dec. 5)	Special Teams
12	Nat Berhe, DB (Sept. 10)	Defensive
	Ryan Katz, QB (Oct. 8)	Co-Offensive
	Jake Fely, LB (Oct. 15)	Defensive
	Chance Marden, PK (Oct. 22)	Special Teams
	Jake Fely, LB (Oct. 29)	Defensive
	Colin Lockett, KR (Nov. 5)	Special Teams
	Adam Muema, RB (Nov. 26)	Co-Offensive
13	Joel Alesi, P (Oct. 7)	Special Teams
	J.J. Whittaker, DB (Nov. 25)	Defensive
	Tim Vizzi, PR (Nov. 25)	Special Teams
14	Joel Alesi, P (Sept. 29)	Special Teams
	Donnel Pumphrey, RB (Sept. 29)	Offensive
	Donnel Pumphrey, RB (Oct. 13)	Offensive
	Calvin Munson, LB (Nov. 24)	Defensive
15	Calvin Munson, LB (Sept. 7)	Defensive
	Rashaad Penny, KR (Sept. 28)	Special Teams
	Donnel Pumphrey, RB (Oct. 12)	Offensive
	Donnel Pumphrey, RB (Nov. 2)	Offensive
	Damontae Kazee, DB (Nov. 2)	Defensive
	Donny Hageman, PK (Nov. 2)	Special Teams
	Malik Smith, DB (Nov. 30)	Defensive
16	Donnel Pumphrey, RB (Sept. 12)	Offensive
	Rashaad Penny, KR (Sept. 12)	Special Teams
	Donnel Pumphrey, RB (Sept. 19)	Offensive
	Tanner Blain, P (Sept. 19)	Special Teams
	John Baron II, PK (Oct. 31)	Special Teams
17	Rashaad Penny, RB (Sept. 4)	Offensive
	Rashaad Penny, RB (Sept. 11)	Offensive

	Noble Hall, DL (Sept. 11)	Defensive
	Rashaad Penny, KR (Sept. 11)	Special Teams
	Rashaad Penny, RB (Sept. 18)	Offensive
	Kameron Kelly, DB (Sept. 18)	Defensive
	Rashaad Penny, RB (Sept. 25)	Offensive
	Juwan Washington, KR (Oct. 2)	Special Teams
	Rashaad Penny, KR (Nov. 6)	Offensive
	Rashaad Penny, KR (Nov. 20)	Special Teams
	Tariq Thompson, DB (Nov. 27)	Defensive
18	John Baron II, PK (Sept. 17)	Special Teams
	Darren Hall, DB (Sept. 24)	Defensive
	John Baron II, PK (Sept. 24)	Special Teams
	Darren Hall, DB (Oct. 8)	Defensive
	John Baron II, PK (Oct. 8)	Special Teams
	Kyahva Tezino, LB (Oct. 15)	Defensive
	Kaelin Himphill, LB (Oct. 15)	Special Teams
	John Baron II, PK (Oct. 22)	Special Teams
	Kyahva Tezino, LB (Nov. 5)	Defensive
	John Baron II, PK (Nov. 5)	Special Teams
19	Kyahva Tezino, LB (Sept. 9)	Defensive
	Matt Araiza, PK (Sept. 9)	Special Teams
	Luq Barcoo, DB (Oct. 7)	Defensive
	Brandon Heicklen, P (Oct. 21)	Special Teams
	Brandon Heicklen, P (Nov. 25)	Special Teams
	Brandon Heicklen, P (Dec. 2)	Special Teams
20	Caden McDonald, LB (Oct. 26)	Defensive
	Jordan Byrd, KR (Dec. 7)	Special Teams

PD - Pacific Division

## SCHOLAR-ATHLETE AWARD

Cumulative grade point average of 3.5 or better and contributor 56 times by 34 players

Yr.	Player, Position	No. Selections
<b>Mountain West (1999-)</b>		
00	Lon Sheriff, QB	1st
	Brian Simjanovski, PK	1st
05	Patrick Justman, OL	1st
06	Patrick Justman, OL	2nd
09	D.J. Shields, TE	1st
10	Logan Ketchum, LB	1st
	Bryce Quigley, TE	1st
	D.J. Shields, TE	2nd
11	Logan Ketchum, LB	2nd
	Bryce Quigley, TE	2nd
	D.J. Shields, TE	3rd
12	Jeff Overbaugh, LS	1st
	Bryce Quigley, TE	3rd
	Dominique Sandifer, WR	1st
	D.J. Shields, TE	4th
13	Jake Bernards, QB	1st
	Jeff Overbaugh, LS	2nd
	Bryce Quigley, OL	4th
	Chad Young, FB	1st
14	Jeff Overbaugh, LS	3rd
	Paul Pitts, WR	1st
	J.J. Whittaker, DB	1st
15	Jeff Overbaugh, LS	4th
	Paul Pitts, WR	2nd
16	Kendrick Mathis, WR	1st
	Ron Smith, DB	1st
	David Wells, TE	1st
17	Brandon Heicklen, P	1st
	Tyler Morris, LB	1st
	Ron Smith, DB	2nd
	David Wells, TE	2nd
18	Daniel Bellinger, TE	1st
	Josh Bringuel, DL	1st
	Brandon Heicklen, P	2nd
	Elijah Kothe, WR	1st
	Ron Smith, DB	3rd
19	Matt Araiza, K	1st
	Daniel Bellinger, TE	2nd
	Jacob Capra, OL	1st
	Brandon Heicklen, P	3rd
	Parker Houston, TE	1st
	Jacob Jimenez, OL	1st
	Elijah Kothe, WR	2nd
	Isaac Lessard, FB	1st
20	Matt Araiza, K	2nd
	Daniel Bellinger, TE	3rd
	Baylor Horning, QB	1st
	Lucas Johnson, QB	1st

HISTORY ▶ CONFERENCE HONORS

AZTEC FOOTBALL MEDIA GUIDE



# Conference Honors



10 BOWL GAME APPEARANCES SINCE 2010 ▶ 21 CONFERENCE CHAMPIONSHIPS

CONFERENCE HONORS < HISTORY

Elijah Kothe, WR	3rd
Tanner Kuljian, P	1st
Thomas Mirabella, OL	1st
Connor Mitchell, DL	1st
Segun Olubi, LB	1st
Jay Rudolph, TE	1st
Mekhi Shaw, DB	1st
Michael Shawcroft, LB	1st

## ACADEMIC ALL-LEAGUE

Cumulative grade point average of 3.0 or better  
217 times by 130 players

Yr.	Player, Position	No. Selections
<b>Mountain West (1999-)</b>		
99	Jim Ange, TE	1st
	Brian Berg, LB	1st
	Mac Cleary, LB	1st
	Brad Elmore, OL	1st
	Sheldon Pope, DB	1st
	Brian Russell, DB	1st
00	Brian Berg, LB	2nd
	Mac Cleary, LB	2nd
	Brendan Darby, OL	1st
	Shane Johnson, DB	1st
	Garret Pavelko, DB	1st
	Brian Russell, DB	2nd
	Lon Sheriff, QB	1st
	Brian Simjanovski, PK	1st
	J.R. Tolver, WR	1st
01	Lon Sheriff, QB	2nd
	Brian Simjanovski, PK	2nd
02	David Gorman, TE	1st
	Kurt Kahui, DL	1st
	Kassim Osgood, WR	1st
	Brian Simjanovski, PK	3rd
04	Matthew Callahan, OL	1st
	James Finkle, DB	1st
	Patrick Justman, OL	1st
05	Russell Allen, LB	1st
	Matthew Callahan, OL	2nd
	James Finkle, DB	2nd
	Patrick Justman, OL	2nd
06	Russell Allen, LB	2nd
	Matthew Callahan, OL	3rd
	Tyler Campbell, RB	1st
	Tony DeMartinis, DL	1st
	Scotty James, DB	1st
	Patrick Justman, OL	3rd
	Matthew Kawulok, TE	1st
	Joe Martin, LB	1st
	Nick Sandford, DB	1st
07	Russell Allen, LB	3rd
	Tony DeMartinis, DL	2nd
	Scotty James, DB	2nd
	Matthew Kawulok, TE	2nd
	Nick Sandford, DB	2nd
08	Michael Stewart, DB	1st
	Russell Allen, LB	4th
	Aaron Brewer, LS	1st
	Miles Burris, LB	1st
	Tyler Campbell, RB	2nd
	Matthew Kawulok, TE	3rd
	Darren Mougey, WR	1st
09	Aaron Brewer, LS	2nd
	Miles Burris, LB	2nd
	Doug Deakin, WR	1st
	Hunter Hewitt, TE	1st
	Matthew Kawulok, TE	4th
	Logan Ketchum, LB	1st
	Leon McFadden, DB	1st
	D.J. Shields, TE	1st
	Jonathan Soto, DL	1st
	Jacob Tauanuu, DL	1st
	Jon Toledo, WR	1st
10	Aaron Brewer, LS	3rd
	Miles Burris, LB	3rd
	Doug Deakin, WR	2nd
	Dylan Denso, WR	1st
	Larry Gibbs, DL	1st
	Alex Johnson, OL	1st
	Logan Ketchum, LB	2nd
	Ernie Lawson, DL	1st
	Leon McFadden, DB	2nd

Bryce Quigley, TE	1st	
D.J. Shields, TE	2nd	
Colin Shumate, LB	1st	
Rene Siluano, DB	1st	
Jordan Thomas, DL	1st	
11	Aaron Brewer, LS	4th
	Miles Burris, LB	4th
	Larry Gibbs, DL	2nd
	Logan Ketchum, LB	3rd
	Osmond Nicholas, WR	1st
	Bryce Quigley, TE	2nd
	Adam Roberts, TE	1st
	D.J. Shields, TE	3rd
	Alston Umuolo, TE	1st
	Chad Young, FB	1st
12	Dylan Denso, WR	2nd
	Japheth Gordon, OL	1st
	Ryan Katz, QB	1st
	Daniel Kottman, DL	1st
	Derek Largent, LB	1st
	Chance Marden, PK	1st
	Jeff Overbaugh, LS	1st
	Bryce Quigley, TE	1st
	Adam Roberts, TE	1st
	Pierre Romain, DB	1st
	Dominique Sandifer, WR	1st
	D.J. Shields, TE	4th
	Tim Vizzi, WR	1st
	Chad Young, FB	1st
13	Joel Alesi, P	1st
	Jake Bernards, QB	1st
	Dylan Denso, WR	3rd
	Quinn Kaehler, QB	1st
	Derek Largent, LB	2nd
	Jeff Overbaugh, LS	2nd
	Terry Poole, OL	1st
	Brandon Porter, DB	1st
	Bryce Quigley, OL	4th
	Adam Roberts, TE	3rd
	Pierre Romain, DB	2nd
	Stan Sedberry, DB	1st
	Tim Vizzi, WR	2nd
	Chad Young, FB	3rd
14	Joel Alesi, P	1st
	Daniel Brunskill, TE	1st
	Hunter Christensen, LS	1st
	Josh Gavert, LB	1st
	Quinn Kaehler, QB	2nd
	Lloyd Mills, WR	1st
	Jeff Overbaugh, LS	3rd
	Terry Poole, OL	2nd
	Adam Roberts, FB	4th
	Pierre Romain, DB	3rd
	David Wells, TE	1st
	J.J. Whittaker, DB	1st
15	Daniel Brunskill, TE	2nd
	Luke Bussey, DB	1st
	Christian Cumberlander, WR	1st
	Arthur Flores, OL	1st
	Lloyd Mills, WR	2nd
	Jeff Overbaugh, LS	4th
	Paul Pitts III, WR	1st
	Pierre Romain, DB	4th
	Maxwell Smith, QB	1st
	David Wells, TE	2nd
	J.J. Whittaker, DB	2nd
16	Daniel Brunskill, OL	3rd
	Troy Cassidy, LB	1st
	Arthur Flores, OL	2nd
	Parker Houston, TE	1st
	Kyle Kelley, DL	1st
	Isaac Lessard, FB	1st
	Kendrick Mathis, WR	1st
	Ron Smith, DB	1st
	Sam Tai, DL	1st
	David Wells, TE	3rd
17	John Carroll, FB	1st
	Troy Cassidy, LB	2nd
	Dominic Gudino, OL	1st
	Brandon Heicklen, P	1st
	Parker Houston, TE	2nd
	Isaac Lessard, FB	2nd
	Trey Lomax, DB	1st
	Anthony Luke, DL	1st

Tyler Morris, LB	1st	
Ron Smith, DB	2nd	
David Wells, TE	4th	
18	Daniel Bellinger, TE	1st
	Troy Cassidy, LB	3rd
	Marc Ellis, S	1st
	Darren Hall, DB	1st
	Brandon Heicklen, P	2nd
	Parker Houston, TE	3rd
	Elijah Kothe, WR	1st
	Isaac Lessard, FB	3rd
	Anthony Luke, DL	2nd
	Caden McDonald, LB	1st
	Kobe Smith, WR	1st
	Ron Smith, DB	3rd
19	Andrew Alves, FB	1st
	Matt Araiza, PK	1st
	Daniel Bellinger, TE	2nd
	Jacob Capra, OL	1st
	Troy Cassidy, LB	4th
	Darren Hall, DB	2nd
	Brandon Heicklen, P	3rd
	Parker Houston, TE	4th
	Elijah Kothe, WR	2nd
	Isaac Lessard, FB	4th
	Caden McDonald, LB	2nd
	Michael Shawcroft, LB	1st
	Grady Vazquez, FB	1st
20	Andrew Alves, TE	2nd
	Matt Araiza, K	2nd
	Daniel Bellinger, TE	3rd
	Dominic Benson, WR	1st
	Jordan Brookshire, QB	1st
	Jacob Capra, OL	2nd
	Joey Capra, OL	1st
	David Delgado, K	1st
	Marshall Eucker, QB	1st
	Ronald Gilliam, WR	1st
	Nolan Givan, TE	1st
	Aaron Greene, TE	1st
	Darren Hall, CB	3rd
	Baylor Horning, QB	1st
	Brody Hughes, S	1st
	Lucas Johnson, QB	1st
	Elijah Kothe, WR	3rd
	Tanner Kuljian, P	1st
	Darrell Masaniai, LB	1st
	Connor McBride, TE	1st
	Caden McDonald, LB	3rd
	Isaiah McElvane, DB	1st
	Thomas Mirabella, OL	1st
	Connor Mitchell, DL	1st
	Segun Olubi, LB	1st
	Charlie Rogers, TE	1st
	Jay Rudolph, TE	1st
	Mark Salazar, QB	1st
	Mekhi Shaw, DB	1st
	Michael Shawcroft, LB	2nd
	Cameron Thomas, DL	1st
	Kyle Trombley, OL	1st
	Sam Whipple, LB	1st
	Alex Wilson, TE	1st
	Joey Wright, OL	1st

# Team Awards



10 BOWL GAME APPEARANCES SINCE 2010 ► 21 CONFERENCE CHAMPIONSHIPS

## JOHN SIMCOX MEMORIAL TROPHY

The Simcox Trophy has been presented annually since 1962 by former Aztec Leon W. Parma ('51) to the team MVP.

Yr.	Player
<b>CCAA (1939-67)</b>	
1962	Kern Carson, RB
1963	Mario Mendez, RB
1964	Gary Garrison, WR
1965	Gary Garrison, WR
1966	Don Horn, QB
1967	Haven Moses, WR
1968	Tom Nettles, WR
<b>PCAA (1969-75)</b>	
1969	Dennis Shaw, QB
1970	Tim Delaney, TE
1971	Tom Reynolds, WR
1972	Isaac Curtis, WR
1973	Jesse Freitas, QB
1974	Dwight McDonald, WR
1975	Craig Penrose, QB
1976	Travis Hitt, LB
1977	David Turner, RB
<b>WAC (1978-98)</b>	
1978	Phil DuBois, RB
1979	Tony Allen, RB
1980	Kevin Mitchell, LB
1981	Matt Kofler, QB
1982	Darius Durham, WR
1983	Jim Sandusky, WR
1984	Tory Nixon, DB
1985	Webster Slaughter, WR
1986	Todd Santos, QB
1987	Todd Santos, QB
1988	Monty Gilbreath, WR
	Paul Hewitt, RB
1989	John Wesselman, DB
1990	Dan McGwire, QB
1991	David Lowery, QB
1992	Marshall Faulk, RB
1993	Marshall Faulk, RB
1994	Wayne Pittman, RB
1995	George Jones, RB
1996	Billy Blanton, QB
1997	Kyle Turley, OL
1998	Damon Gourdine, WR
<b>MW (1999-)</b>	
1999	Rico Curtis, DB
2000	Jomar Butler, LB
2001	Larry Ned, RB
2002	J.R. Tolver, WR
2003	Kirk Morrison, LB
2004	Kirk Morrison, LB
2005	Freddy Keiaho, LB
2006	Joe Martin, LB
2007	Kevin O'Connell, QB
2008	Russell Allen, LB
2009	Jerry Milling, LB
2010	Vincent Brown, WR
2011	Ronnie Hillman, RB
2012	Leon McFadden, DB
2013	Nat Berhe, DB
2014	Donnel Pumphrey, RB
2015	Donnel Pumphrey, RB
2016	Donnel Pumphrey, RB
2017	Rashaad Penny, RB
2018	Kyahva Tezino, LB
2019	Kyahva Tezino, LB

## BYRON H. CHASE MEMORIAL TROPHY

Originally presented to the outstanding offensive and defensive linemen in memory of Byron H. Chase '50. From 1994 to 2001, the award was expanded to include six positions. Currently, the award is presented to the outstanding offensive and defensive players.

Yr.	Player, Position
<b>CCAA (1939-67)</b>	
1952	Bill Vincent
1953	Frank Acosta
	Ed Johns
1954	Ed Johns
1955	Jay Gutowski
1956	Jay Gutowski
1957	Braxton Pinkins
1958	Dennis Magee
1959	Leroy Dotson
1960	Bob Moss
1961	David Lay
1962	David Lay
1963	John Farris
1964	John Farris
1965	Ralph Wenzel
1966	Leo Carroll
1967	Steve Duich
1968	Larry Findley, off.
	Fred Dryer, def.
<b>PCAA (1969-75)</b>	
1969	Bill Pierson, off.
	Bill Van Leeuwen, def.
1970	Henry Allison, off.
	Leon Van Gorkum, def.
1971	Steve Henson, off.
	Ty Youngs, def.
1972	Chris Miller, off.
	Randy Bixler, def.
1973	Claudie Minor, off.
	Rich Ash, def.
1974	Tony Bachmann, off.
	Bobby Henderson, def.
1975	Charlie Wortiska, off.
	Reggie Lewis, def.
1976	Ed Imo, def.
	Mike Solari, off.
	Dave Johnston, off.
1977	Scott Bradley, off.
	Ed Imo, def.
<b>WAC (1978-98)</b>	
1978	Pete Inge, off.
	Kent Perkov, def.
1979	Pete Inge, off.
	Randy Mastin, def.
1980	Ulima Afoa, off.
	Jim Wilks, def.
1981	Matt Long, off.
	Mike Vance, def.
1982	Greg Foster, off.
	Doug Reed, def.
1983	Matt Long, off.
	Jeff Miller, def.
1984	Rich Moran, off.
	Mike Stevens, def.
1985	Doug Aronson, off.
	Todd Richards, def.
1986	Doug Aronson, off.
	Levi Esene, def.
1987	Dave DesRochers, off.
	Brett Faryniarz, def.
1988	Kevin Wells, off.
	Brad Burton, def.

1989	Roman Fortin, off.
	Milt Wilson, def.
1990	Nick Subis, off.
	Pio Sagapolutele, def.
1991	Kevin Macon, off.
	Eric Duncan, def.
1992	Tony Nichols, off.
	Jamal Duff, def.
	La'Roi Glover, def.
1993	Carlson Leomiti, off.
	La'Roi Glover, def.
1994	Chris Finch, OG
	La'Roi Glover, DL
	Wayne Pittman, RB
	Curtis Shearer, WR
	Scott Blade, LB
	Ricky Parker, DB
1995	Chris Finch, OG
	La'Roi Glover, DT
	George Jones, RB
	Will Blackwell, WR
	Craigus Thompson, LB
	Ricky Parker, DB
1996	Kyle Turley, OT
	Adrian Ioja, DE
	George Jones, RB
	Will Blackwell, WR
	Craigus Thompson, LB
	Jason Moore, DB
1997	Kyle Turley, OT
	Jonas Lewis, RB
	Az Hakim, WR
	Kabeer Gbaja-Biamila, DE
	Rico Curtis, SS
	Andy Osborne, LB
1998	Mike Malano, C
	Jonas Lewis, RB
	Damon Gourdine, WR
	Kabeer Gbaja-Biamila, DE
	Joseph Tuipala, LB
	Rico Curtis, FS
<b>MW (1999-)</b>	
1999	Mike Malano, C
	Larry Ned, RB
	Damon Gourdine, WR
	Kabeer Gbaja-Biamila, DE
	Jerome Haywood, DT
	Joey Mayo, LB
	Rico Curtis, DB
2000	David Moreno, OL
	Jerome Haywood, DT
	James Truvillion, RB
	J.R. Tolver, WR
	Jomar Butler, LB
	Ricky Sharpe, DB
2001	Chester Pitts, OL
	Jerome Haywood, DL
	Larry Ned, RB
	J.R. Tolver, WR
	Jomar Butler, LB
	Will Demps, DB
2002	Johnathan Ingram, C
2003	Lynell Hamilton, RB
	Matt McCoy, LB
2004	Jeff Webb, WR
	Heath Farwell, LB
2005	Jeff Webb, WR
	Kurt Kahui, DL
2006	Atiyyah Henderson, RB
	Brett Sturm, S
2007	Kevin O'Connell, QB
	Ray Bass, S
2008	Ryan Lindley, QB
	Corey Boudreaux, S

2009	Ryan Lindley, QB
	DeMarco Sampson, WR
	Jerry Milling, LB
	Luke Laolagi, LB
2010	Ryan Lindley, QB
	DeMarco Sampson, WR
	Ernie Lawson, DL
	Miles Burris, LB
2011	Ryan Lindley, QB
	Miles Burris, LB
2012	Adam Muema, RB
	Jake Fely, LB
2013	Quinn Kaehler, QB
	Ezell Ruffin, WR
	Nat Berhe, DB
2014	Donnel Pumphrey, RB
	Calvin Munson, LB
2015	Donnel Pumphrey, RB
	Damontae Kazee, DB
	Calvin Munson, LB
2016	Donnel Pumphrey, RB
	Damontae Kazee, DB
2017	Rashaad Penny, RB
	Kameron Kelly, DB
2018	Ryan Agnew, QB
	Kyahva Tezino, LB
2019	Jesse Matthews, WR
	Kyahva Tezino, LB

## DR. R. HARDY/ C.E. PETERSON MEMORIAL TROPHY

Presented annually to honor team captains. Perpetual trophy donated by Ken Johnson, 1928.

Yr.	Player, Position
<b>CCAA (1939-67)</b>	
1966	Don Horn, off.
	John Wittler, def.
1967	Haven Moses, off.
	Cliff Hancock, def.
1968	Dennis Shaw, off.
	Mike Meagher, def.
<b>PCAA (1969-75)</b>	
1969	Dennis Shaw, off.
	Tim Burnett, def.
1970	Tim Delaney, off.
	Leon Van Gorkum, def.
1971	Brian Sipe, off.
	Willie Buchanon, def.
1972	Bill Donckers, off.
	Bill Ferguson, def.
1973	Jesse Freitas, off.
	Joe Amaral, def.
1974	Bill Kramer, off.
	Bobby Henderson, def.
1975	Monty Reed, off.
	Ed Kertel, def.
1976	Tom Craft, off.
	Travis Hitt, def.
1977	Joe Davis, off.
	Whip Walton, def.
<b>WAC (1978-98)</b>	
1978	Don Warren, off.
	Steve Jorde, def.
1979	Pete Inge, off.
1980	Ulima Afoa, off.
	Rick Carusa, def.
1981	Matt Kofler, off.
	Vernon Dean, def.
1982	Matt Long, off.
	Mike Fox, def.

HISTORY ► TEAM AWARDS

AZTEC FOOTBALL MEDIA GUIDE



# Team Awards



10 BOWL GAME APPEARANCES SINCE 2010 ► 21 CONFERENCE CHAMPIONSHIPS

TEAM AWARDS ◀ HISTORY

1983	Matt Long, off. Thomas Carter, def.
1984	Rich Moran, off. Herb Brohn, def. Casey Brown, off. Dan Knight, off. Mike Stevens, def. LeRoy Wardell, def.
1986	Levi Esene, def. Doug Aronson, def. Corey Gilmore, off.
1987	Todd Santos, off. Brett Faryniarz, def. Reggie Blaylock, off. Clarence Nunn, def. Alfred Jackson, off. Kevin Wells, off. Mario Mitchell, def.
1989	Monty Gilbreath, off. John Wesselman, def. Keith Owens, spec. teams
1990	Dan McGwire, off. Lou Foster, def. Andy Trakas, spec. teams
1991	Jim Jennings, off. Lou Foster, def. Zac Stokes, spec. teams
1992	David Lowery, off. Tracey Mao, def. Andy Trakas, spec. teams
1993	Carlson Leomiti, off. Darrell Lewis, def.
1994	Wayne Pittman, off. Chris Finch, off. Scott Blade, def. La'Roi Glover, def.
1995	Chris Finch, off. La'Roi Glover, def. Ricky Parker, def.
1996	Billy Blanton, off. Adrian Ioja, def. Craigus Thompson, def. Freddie Edwards, spec. teams
1997	Kyle Turley, off. Andy Osborne, def. Julius McChristian, def.
1998	Brian Russell, off. Joe Jackson, def. Joseph Tuipala, def. Mike Duran, spec. teams Mac Cleary, spec. teams

**MW (1999-)**

1999	Mike Malano, off. Larry Ned, off. Rico Curtis, def. Scottie Nicholson, def. Sheldon Pope, spec. teams
2000	Lon Sheriff, off. J.R. Tolver, off. Brian Russell, def. Jerome Haywood, def. Ricky Sharpe, spec. teams
2001	Larry Ned, off. Jerome Haywood, def. Will Demps, def. Josh Dean, spec. teams
2002	J.R. Tolver, off. Akbar Gbaja-Biamila, def.
2003	Adam Hall, off. Jeff Shoate, def.
2004	Kevin O'Connell, off. Kirk Morrison, def. Stephen Larsen, spec. teams
2005	Kevin O'Connell, off.

2006	Freddy Keiaho, def. Kevin O'Connell, off. Lynell Hamilton, off. Reggie Grigsby, def. Joe Martin, def.
2007	Kevin O'Connell, off. Mike Kravetz, off. Chaz Schilens, off. Russell Allen, def. Ray Bass, def. Nick Osborn, def.
2008	Darren Mougey, off. Mike Schmidt, off. Corey Boudreaux, def. Russell Allen, def. Siaosi Fifita, def.
2009	Tony DeMartinis, off. Jerry Milling, def.
2010	Doug Deakin, off. Ernie Lawson, def. Andrew Preston, def.
2011	Ryan Lindley, off. J.J. Autele, def. Miles Burris, def. Walter Kazee, off.
2012	Dominique Sandifer, off. Leon McFadden, def. Colin Lockett, off. Bryce Quigley, off. Nat Berhe, def. Terry Poole, off. Ezell Ruffin, off. Sam Meredith, def.
2015	J.J. Whittaker, def. Dakota Gordon, off. Pearce Slater, off. Jake Fely, def. J.J. Whittaker, def.
2016	Donnel Pumphrey, off. Nico Siragusa, off. Alex Barrett, def. Damontae Kazee, def. Calvin Munson, def.
2017	Rashaad Penny, off. Antonio Rosales, off. Kameron Kelly, def. Trey Lomax, def.
2018	John Baron II, spec. teams Christian Chapman, off. Ronley Lakalaka, def. Kyahva Tezino, def.
2019	none

**PRESIDENT'S AWARD**  
*Presented to the player who has achieved the highest standards of athletic and academic excellence.*

Yr.	Player, Class
<b>WAC (1978-98)</b>	
1986	Chris Kilby
1987	Chuck Nixon
1988	Roman Fortin
1989	Brad Burton
1990	Derek Sang
1991	Damon Pieri
1992	Darrell Lewis
1993	Damon Pieri
1994	Peter Holt
1995	Ray Peterson
1996	Daryl Hawkins
1997	Peter Holt
1998	Miles Fates
1999	Scott Auerbach

**MW (1999-)**

1999	Sheldon Pope
2000	Brian Russell
2001	Lon Sheriff Sikot Uipi, most imp.
2002	Brook Miller, most imp. Lon Sheriff
2003	James Finkle, So. Adam Gray-Hayward, Jr. Reggie Grigsby, most imp. Adam Hall, Sr. Kwan Howard, R-Fr. Patrick Justman, Fr.
2004	Matt Callahan, Fr. Derrick Durbin, most imp. Patrick Justman, So. Kirk Morrison, Sr. Shane Russell, Jr.
2005	Matt Callahan, So. Kwan Howard, most imp. Patrick Justman, Jr. Adam Miller, Sr. Josh Ulibarri, Fr.
2006	Matt Callahan, Jr. Scotty James, Jr. Patrick Justman, Sr. Mike Kravetz, most imp. Nick Sandford, Fr. Josh Ulibarri, So.
2007	Ted Edwards, Sr. Matthew Kawulok, So. Chaz Schilens, most imp. Michael Stewart, Jr. B.J. Williams, Fr. Russell Allen, Sr. Miles Burris, Fr. Doug Deakin, So. Bryan Finkel, Jr.
2009	Matthew Kawulok, Fr.
2010	Logan Ketchum, Jr.
2011	Miles Burris, Sr.
2012	D.J. Shields, Sr.
2013	Bryce Quigley, Sr.
2014	Jeff Overbaugh, Jr.
2015	Pierre Romain, Sr.
2016	Daniel Brunskill, Fr. Arthur Flores, Sr. David Wells, Sr.
2017	Mark Ellis, Sr.
2018	Ron Smith, Jr.
2019	Brandon Hecklen, Sr. Parker Houston, Sr.

**MOST INSPIRATIONAL PLAYER**

Yr.	Player
<b>PCAA (1969-75)</b>	
1961	David Stenson
1962	Warren Simmons
1963	Joe Gibbs
1964	John Goddon
1965	Ken Madison
1966	Jon Wittler
1967	Cliff Hancock
1968	Mike Meagher
1969	Tim Delaney
1970	Tim Delaney Terry Mendenhall
1971	Ty Youngs
1972	Bill Ferguson
1973	Darold Nogle
1974	Rance Olison
1975	Bob Johnson

1976	Herman Edwards
1977	Ed Imo
<b>WAC (1978-98)</b>	
1978	Dave Katzenmeyer
1979	Terrell Ward
1980	Kevin Mitchell
1981	Jerome Franey
1982	Alan Dale
1983	Thomas Carter
1984	Mike Waters
1985	Jack Eaton
1986	Mike Ariey
1987	Reggie Blaylock
1988	Monty Gilbreath
1989	Joe Santos
1990	Lou Foster
1991	Lou Foster
1992	Tracey Mao
1993	Wayne Pittman
1994	Ray Peterson
1995	Ricky Parker
1996	Craigus Thompson
1997	Julius McChristian
1998	Joe Jackson Scottie Nicholson
<b>MW (1999-)</b>	
1999	Scottie Nicholson
2000	Jerome Haywood
2001	Jerome Haywood
2002	Johnathan Ingram
2003	Jeff Shoate
2004	Robert Ortiz Marviel Underwood
2005	Kurt Kahui
2006	Robert Miller
2007	Ernie Lawson
2008	Eric Miclot
2009	Davion Mauldin
2010	Doug Deakin
2011	J.J. Autele
2012	Walter Kazee
2013	Chad Young
2014	Jake Fely
2015	Jake Fely J.J. Whittaker
2016	Calvin Munson
2017	Antonio Rosales
2018	John Baron II
2019	Ronley Lakalaka Isaac Lessard Kyahva Tezino

**PREP PLAYER AWARD**  
*Awarded by the Mesa Distributing Co., Inc., to the top scout-team players.*

Yr.	Player, Position
<b>WAC (1978-98)</b>	
1982	Mark Grey, off. James Johnson, def.
1983	Dan Knight, off. Todd Richards, def. Maurice Sowell, off.
1984	Stuart Busbee, def.
1985	Ron Hawkins, off. Dave DesRochers, def.
1986	John Moomaw, off. Brett Branco, def.
1987	Jim Miele, off. Frank Pulice, def.
1988	Larry Maxey, off. Eric Nelson, def.
1989	Bob Shults, off. George Glaze, def. Chris Rodahoffer, def.

AZTEC FOOTBALL MEDIA GUIDE

# Team Awards



10 BOWL GAME APPEARANCES SINCE 2010 ► 21 CONFERENCE CHAMPIONSHIPS

1990	Beveren Means, off. Tyrone Morrison, def.
1991	Ray Peterson, off. Shawn Smith, def. Marlon Manassa, off.
1992	Michael Driver, def.
1993	Will Blackwell, off. Avo Avetisyan, def.
1994	Tyrone Evans, off. Joseph Tuipala, def.
1995	Andrew Kline, off. Kabeer Gbaja-Biamila, def.
1996	Lamont Webb, off. M.J. Rzezniak, def.
1997	Mac Cleary, def. Greg Morena, off. Akbar Gbaja-Biamila, def.
1998	Daniel Gourdine, off. M.J. Rzezniak, def.
<b>MW (1999-)</b>	
1999	Jon Geisler, off. DeAngelo Nedd, def. Beau Trickey, def.
2000	Adam Hall, off. Kirk Morrison, def. Jason Perry, def.
2001	Jasper Harvey, off. Robert Ortiz, off. Heath Farwell, def.
2002	Joe Martin, def. Brett Sturm, off. Jason Van, off.
2003	Darron Howard, off. Chaz Schilens, off. Antwan Applewhite, def.
2004	Darren Mougey, off. Emil Metroka, def.
2005	Tyler Campbell, off. Avery Williams, def.
2006	Davon Brown, off. Andrew Preston, def.
2007	John Rivera, off. DeMarco Sampson, off. Miles Burris, def.
2008	Josh Ulibarri, off. Demetrius Barksdale, def.
2009	Robert Gregorio, off. Eron Moses, def. Jacob Driver, spec. teams Adam Dingwell, off. Everett Beed, def.
2010	Jacob Driver, spec. teams Chase Price, off. Chris Gordert, def. Daniel Brunskill, off. Kendrick Mathis, off. Lloyd Mills, off. Kevin Campano, def. Kenny Galea'i, def.
2011	Nick Rudolph, spec. teams Kene Anigbogdu, off. Chase Favreau, off. D.J. Hunter, def. Fred Melifonwu, def. Kalan Montgomery, spec. teams
2012	Kevin Campano, off. Andrew Schuurs, off. Joe Salcedo, def. Noble Hall, def.
2013	Ryan Agnew, off. Kyahva Tezino, def. Jeff Clay, special teams
2014	Elijah Preston, off. Dru Mathis, def.

2017	Brandon Fitzpatrick, spec. teams Brandon Fitzpatrick, off. Mark Brown, def.
2018	Micah Wierenga, spec. teams Kashan Griffin, off. Jesse Matthews, off. Josh Bornes, def. Andrew Alves, spec. teams
2019	Brandon Crenshaw-Dickson, off. Nassir Sims, def. Garret Fountain, spec. teams

## MOST VALUABLE SPECIAL TEAMS PLAYER

*Perpetual trophy donated by Richard L. Wagner.*

<b>Yr.</b>	<b>Player</b>
<b>PCAA (1969-75)</b>	
1976	Terry Donovan
1977	Lew Chumich
<b>WAC (1978-98)</b>	
1978	Steve Duncan
1979	Al Fanchin
1980	Al Fanchin
1981	Mike Jezulin
1982	Steve Bullington
1983	Marco Morales
1984	Tracy Thompson
1985	Chris O'Brien
1986	Monty Gilbreath
1987	Wayne Ross
1988	John Wesselman
1989	John Wesselman
1990	Andy Trakas
1991	Zac Stokes
1992	Andy Trakas
1993	Curt Collins
1994	Ken Overby
1995	Freddie Edwards
1996	Freddie Edwards
1997	Noel Prefontaine
1998	Rico Curtis
1999	Mac Cleary
2000	Mike Duran

<b>MW (1999-)</b>	
1999	James Truvillion
2000	Garret Pavelko
2001	Brian Simjanovski
2002	Brian Simjanovski
2003	J.C. Mejia
2004	Kyle Conerly
2005	Michael Hughes
2006	Tyler Schmitt
2007	Tyler Schmitt
2008	Tyler Campbell
2009	Brian Stahovich
2010	Chad Young
2011	Scott Graves
2012	Tim Vizzi
2013	Donny Hageman
2014	Rashaad Penny
2015	Rashaad Penny
2016	Quest Truxton
2017	Israel Cabrera
2018	John Baron II
2019	Brandon Heicklen

## OUTSTANDING FRESHMAN AWARD

<b>Yr.</b>	<b>Player</b>
<b>MW (1999-)</b>	
2009	Nik Embernate, OL
2010	Ronnie Hillman, RB
2011	Jake Fely, LB
2012	Seamus McMorrow, PK/P
2013	Donnel Pumphrey, RB
2014	Trey Lomax, S
2015	Parker Baldwin, S
2016	Parker Houston, TE
2017	Juwan Washington, RB
2018	Keith Ismael, OL
2019	Tariq Thompson, S
2020	Jordan Byrd, RB/KR/PR
2021	Darren Hall, CB
2022	Jesse Matthews, WR
2023	Cameron Thomas, DL

## OFFENSIVE LINEMAN OF THE YEAR

<b>Yr.</b>	<b>Player</b>
<b>MW (1999-)</b>	
2011	Tommie Draheim
2012	Nik Embernate
2013	Bryce Quigley
2014	Terry Poole
2015	Pearce Slater
2016	Daniel Brunskill
2017	Tyler Roemer
2018	Keith Ismael
2019	Keith Ismael

## DEFENSIVE LINEMAN OF THE YEAR

<b>Yr.</b>	<b>Player</b>
<b>MW (1999-)</b>	
2011	Jerome Long
2012	Sam Meredith
2013	Jordan Thomas
2014	Alex Barrett
2015	Alex Barrett
2016	Alex Barrett
2017	Dakota Turner
2018	Noble Hall
2019	Cameron Thomas

### Awards No Longer Presented

## MOST IMPROVED PLAYER

<b>Yr.</b>	<b>Player, Position</b>
<b>WAC (1978-98)</b>	
1983	Richard Brown
1984	Dan Gaston
1985	Vince Warren
1986	Duane Pettitt
1987	Mike Knutson
1988	Samida Tuiaana
1989	Jim Jennings
1990	Kevin Macon
1991	Sebastian Glaze
1992	Mark Roberts
1993	Doug Tom
1994	Billy Blanton
1995	Kyle Turley
1996	Obafemi Ayanbadejo
1997	Jason Moore

1997	Rico Curtis
1998	Jesus Reyes
1999	Rick Austin
2000	Darryl Jones
<b>MW (1999-2008)</b>	
1999	Ted Printy
2000	Antwone Young
2001	Brendan Darby, off. Andrew Brigham, def. Brian Simjanovski, spec. teams
2002	Johnathan Ingram, off. Kirk Morrison, def. Garret Pavelko, def. Justin Green, spec. teams
2003	Jason Perry, spec. teams
2004	Amon Arnold
2005	Mike Kracalik, off.
2006	Brook Miller, def.
2007	Brandon Bornes, off. Blake Lobel, def.
2008	Chaz Schilens
2009	Ornan Nwansi
2010	Mike Kravetz, off.
2011	Corey Boudreaux, def.
2012	Roberto Wallace, off.
2013	B.J. Williams, def.
2014	Lance Louis, off.
2015	Jerry Milling, def.

## IRON MAN SPECIAL TEAMS AWARD

<b>Yr.</b>	<b>Player</b>
<b>MW (1999-2008)</b>	
2004	Heath Farwell
2005	Eric Hodge
2006	Freddy Dunkle
2007	Nick Sanford
2008	Tyler Campbell
2009	Dey Juan Hemmings

## ACADEMIC INITIATIVE AWARD

<b>Yr.</b>	<b>Player</b>
<b>MW (1999-2008)</b>	
2003	Michael Franklin
2004	Reggie Grigsby
2005	Fale Poumele
2006	Andrew Schantz
2007	Mike Kravetz
2008	Lance Louis
2009	Jerry Milling

## COACHES AWARD

<b>Yr.</b>	<b>Player, Position</b>
<b>MW (2004-08)</b>	
2004	Josh Dean, def. Mike Kracalik, off.
2005	Marcus Demps, def. Michael Franklin, off. Robert Ortiz, off.
2006	Jonathan Bailes, def. Patrick Justman, off. Terrell Maze, def. Emil Metroka, def.
2007	Fred Amano, off. Lynell Hamilton, off. Steve Schmidt, off. Ornan Nwansi, def.
2008	Gerard Armstrong, def. T.J. McKay, def. Darren Mougey, off. Mike Schmidt, off. Justin Shaw, off.

HISTORY ► TEAM AWARDS

AZTEC FOOTBALL MEDIA GUIDE






## AZTECS In The NFL Draft

**San Diego State** has a storied history of sending its student-athletes to the National Football League. Over the years, the Aztecs have had 162 players selected in the NFL Draft, which leads the Mountain West. Of that total, 57 have been picked within the first 100 selections.



*Rashaad Penny (above) was a first-round pick by the Seattle Seahawks in 2018, making him the second running back taken in the draft.*



*Tight end Kahale Warring (above) was taken in the third round with the 86th pick in the 2019 NFL Draft by the Houston Texans. Warring caught 51 passes for 637 yards and eight touchdowns for his career, including 31 catches for 372 yards and three TDs in 2018 as an honorable mention all-MW pick.*



*Guard Nico Siragusa (left), was chosen in the fourth round at 122nd overall by the Baltimore Ravens, while his former teammate, running back Donnel Pumphrey (above), was selected in the fourth round as the 132nd overall pick of the 2017 NFL Draft by the Philadelphia Eagles.*

### Aztecs In First 100 NFL Picks

Ranked By Selection -- 57 top-100 selections

Year	Name, Team	Pos.	Rd.	Pick
1994	Marshall Faulk, Indianapolis Colts	RB	1	2
1998	Kyle Turley, New Orleans Saints	T	1	7
1972	Willie Buchanon, Green Bay Packers	DB	1	7
1968	Haven Moses, Buffalo Bills	WR	1	9
1969	Fred Dryer, New York Giants	DE	1	13
1973	Isaac Curtis, Cincinnati Bengals	WR	1	15
1991	Dan McGwire, Seattle Seahawks	QB	1	16
1967	Don Horn, Green Bay Packers	QB	1	25
2018	Rashaad Penny, Seattle Seahawks	RB	1	27
1975	Monte Jackson, Los Angeles Rams	DB	2	28
1994	Darnay Scott, Cincinnati Bengals	WR	2	30
1970	Dennis Shaw, Buffalo Bills	QB	2	30
1967	Leon Carroll, Atlanta Falcons	DE	2	31
1985	Tory Nixon, Washington Redskins	DB	2	33
1971	Ken Burrow, Atlanta Falcons	WR	2	33
1967	Don Shy, Pittsburgh Steelers	RB	2	35
1967	Bob Jones, Chicago Bears	DB	2	36
1986	Webster Slaughter, Cleveland Browns	WR	2	43
1978	David Turner, Cincinnati Bengals	RB	2	45
1954	Norm Nygaard, Los Angeles Rams	B	4	46
2013	Gavin Escobar, Dallas Cowboys	TE	2	47
1982	Matt Kofler, Buffalo Bills	QB	2	48
1967	Bob Howard, San Diego Chargers	DB	2	48
1982	Vernon Dean, Washington Redskins	DB	2	49
1972	Tom Reynolds, New England Patriots	WR	2	49
1952	Volney Quinlan, Los Angeles Rams	B	4	49
2002	Chester Pitts, Houston Texans	G	2	50
1971	Henry Allison, Philadelphia Eagles	G	2	50
1992	Patrick Rowe, Cleveland Browns	WR	2	52
1997	Will Blackwell, Pittsburgh Steelers	WR	2	53
1978	Ron Smith, Los Angeles Rams	WR	2	53
1983	Clinton Sampson, Denver Broncos	WR	3	60
1987	Robert Awalt, St. Louis Cardinals	TE	3	62
1985	James Johnson, Detroit Lions	LB	3	62
2005	Matt McCoy, Philadelphia Eagles	OLB	2	63
2012	Ronnie Hillman, Denver Broncos	RB	3	67
2013	Leon McFadden, Cleveland Browns	DB	3	68
1974	Claudie Minor, Denver Broncos	T	3	68
1985	Rich Moran, Green Bay Packers	G	3	71
1976	Duke Ferguson, Dallas Cowboys	WR	3	73
1978	Whip Walton, Minnesota Vikings	LB	3	75
1969	Lloyd Edwards, Oakland Raiders	TE	3	75
1965	Gary Garrison, Philadelphia Eagles	WR	6	77
2005	Kirk Morrison, Oakland Raiders	ILB	3	78
1984	Sean McNanie, Buffalo Bills	DE	3	79
1983	Todd Seabaugh, Pittsburgh Steelers	LB	3	79
2011	Vincent Brown, San Diego Chargers	WR	3	82
1972	Martin Imhof, St. Louis Cardinals	DT	4	84
1991	Pio Sagapolutele, Cleveland Browns	DT	4	85
1983	Phil Smith, Baltimore Colts	WR	4	85
2019	Kahale Warring, Houston Texans	TE	3	86
1973	Bill Ferguson, New York Jets	LB	4	90
1972	Robert West, Dallas Cowboys	WR	4	90
2008	Kevin O'Connell, New England Patriots	QB	3	94
2006	Freddy Keiaho, Indianapolis Colts	ILB	3	94
1998	Az Hakim, St. Louis Rams	WR	4	96
1986	Dan Knight, Green Bay Packers	T	4	98



Year	Name, Team	Pos.	Rd.	OP
1952	Volney Quinlan, Los Angeles Rams	B	4	49
	Art Preston, Los Angeles Rams	B	21	253
1953	Hugh Latham, San Francisco 49ers	T	17	201
	Paul Held, Detroit Lions	B	19	229
1954	Norm Nygaard, Los Angeles Rams	B	4	46
1955	Bob Newton, San Francisco 49ers	G	17	202
1963	Neal Petties, Baltimore Colts	E	14	187
	Kern Carson, Baltimore Colts	B	17	229
1964	John Farris, Los Angeles Rams	T	11	147
	John Butler, Baltimore Colts	RB	20	274
1965	Gary Garrison, Philadelphia Eagles	WR	6	77
	Jim Allison, San Diego Chargers	FB	12	94
	John Godden, San Diego Chargers	LB	16	126
	Leon Standridge, San Francisco 49ers	E	18	240
1966	Jeff Staggs, San Diego Chargers	LB	3	26
	Ray Schmutz, Oakland Raiders	LB	8	na
	Cliff Kinney, Oakland Raiders	LB	9	80
	Ralph Wenzel, Green Bay Packers	G	11	168
	Larry Martin, Minnesota Vikings	T	13	195
	Houston Ridge, San Diego Chargers	DE	13	117
1967	Don Horn, Green Bay Packers	QB	1	25
	Leo Carroll, Atlanta Falcons	DE	2	31
	Don Shy, Pittsburgh Steelers	RB	2	35
	Bob Jones, Chicago Bears	DB	2	36
	Bob Howard, San Diego Chargers	DB	2	48
	Nate Johns, San Diego Chargers	WR	6	147
	John Williams, Philadelphia Eagles	DB	7	174
	Craig Scoggins, San Diego Chargers	WR	15	381
	1968	Haven Moses, Buffalo Bills	WR	1
Steve Duich, Green Bay Packers		T	5	121
John Beck, New Orleans Saints		DB	12	303
Ted Washington, Cincinnati Bengals		RB	13	354
1969	Fred Dryer, New York Giants	DE	1	13
	Lloyd Edwards, Oakland Raiders	TE	3	75
	Tom Nettles, Kansas City Chiefs	WR	7	179
	Doug Fisher, Pittsburgh Steelers	LB	12	290
1970	Dennis Shaw, Buffalo Bills	QB	2	30
	Billie Hayes, Cincinnati Bengals	DB	4	104
	Lon Woodard, New Orleans Saints	DE	7	166
	Bill Pierson, New York Jets	C	12	306
1971	Ken Burrow, Atlanta Falcons	WR	2	33
	Henry Allison, Philadelphia Eagles	G	2	50
	Tom Shellabarger, Philadelphia Eagles	T	5	108
	Tom Hayes, Atlanta Falcons	DB	6	137
	Leon Van Gorkum, San Diego Chargers	DE	8	195
	Lindsey James, Atlanta Falcons	RB	16	397
1972	Willie Buchanon, Green Bay Packers	DB	1	7
	Tom Reynolds, New England Patriots	WR	2	49
	Martin Imhof, St. Louis Cardinals	DT	4	84
	Robert West, Dallas Cowboys	WR	4	90
	Bruce Ward, San Diego Chargers	G	6	141
	Brian Sipe, Cleveland Browns	QB	13	330
	Marv Owens, Minnesota Vikings	RB	14	361
1973	Isaac Curtis, Cincinnati Bengals	WR	1	15
	Bill Ferguson, New York Jets	LB	4	90
	Jim Peterson, Los Angeles Rams	DE	6	133
	Joe Lavender, Philadelphia Eagles	DB	12	288
1974	Claudie Minor, Denver Broncos	T	3	68
	Jesse Freitas, San Diego Chargers	QB	6	133

Year	Name, Team	Pos.	Rd.	OP
1975	Monte Jackson, Los Angeles Rams	DB	2	28
1976	Duke Ferguson, Dallas Cowboys	WR	3	73
	Craig Penrose, Denver Broncos	QB	4	107
	Greg Boyd, New England Patriots	DE	6	170
	Mike Gilbert, Philadelphia Eagles	DT	11	300
	Mel Jacobs, Detroit Lions	WR	13	363
Reggie Lewis, San Francisco 49ers	DE	16	443	
1977	Bill Helms, New York Giants	TE	11	284
1978	David Turner, Cincinnati Bengals	RB	2	45
	Ron Smith, Los Angeles Rams	WR	2	53
	Whip Walton, Minnesota Vikings	LB	3	75
	Mike Douglass, Green Bay Packers	LB	5	116
	Terry Jackson, New York Giants	DB	5	120
	Dennis Pearson, Atlanta Falcons	WR	5	125
1979	Don Warren, Washington Redskins	TE	4	103
	Henry Williams, Oakland Raiders	DB	6	156
	Kent Perkov, Cleveland Browns	DE	8	204
1980	Terrell Ward, Philadelphia Eagles	DB	7	188
	Kevin Fidel, Cleveland Browns	C	10	263
1981	Reuben Henderson, Chicago Bears	DB	6	150
	Jim Wilks, New Orleans Saints	DT	12	305
1982	Matt Kofler, Buffalo Bills	QB	2	48
	Vernon Dean, Washington Redskins	DB	2	49
1983	Clinton Sampson, Denver Broncos	WR	3	60
	Todd Seabaugh, Pittsburgh Steelers	LB	3	79
	Phil Smith, Baltimore Colts	WR	4	85
	Doug Reed, Los Angeles Rams	DT	4	111
	Darius Durham, Tampa Bay Buccaneers	WR	10	270
1984	Sean McNanie, Buffalo Bills	DE	3	79
	Mike Saxon, Detroit Lions	P	11	300
1985	Tory Nixon, Washington Redskins	DB	2	33
	James Johnson, Detroit Lions	LB	3	62
	Rich Moran, Green Bay Packers	G	3	71
Mike Waters, New York Jets	RB	9	235	
1986	Webster Slaughter, Cleveland Browns	WR	2	43
	Dan Knight, Green Bay Packers	T	4	98
	Vince Warren, New York Giants	WR	5	130
1987	Robert Awalt, St. Louis Cardinals	TE	3	62
1988	Harold Hicks, Washington Redskins	DB	7	193
	Clarence Nunn, New Orleans Saints	DB	9	246
	Todd Santos, New Orleans Saints	QB	10	274
	Wayne Ross, Washington Redskins	P	12	315
	Dave DesRochers, Seattle Seahawks	T	12	326
1989	Alfred Jackson, Los Angeles Rams	DB	5	135
1990	Roman Fortin, Detroit Lions	C	8	203
	Robert Claiborne, Detroit Lions	WR	12	313
1991	Dan McGwire, Seattle Seahawks	QB	1	16
	Pio Sagapolutele, Cleveland Browns	DT	4	85
	Nick Subis, Denver Broncos	C	6	142
1992	Patrick Rowe, Cleveland Browns	WR	2	52
	Ray Rowe, Washington Redskins	TE	6	168
	Jim Jennings, Kansas City Chiefs	G	8	213
1994	Marshall Faulk, Indianapolis Colts	RB	1	2
	Darnay Scott, Cincinnati Bengals	WR	2	30
	Ramondo Stallings, Cincinnati Bengals	DE	7	195

Year	Name, Team	Pos.	Rd.	OP
1995	Jamal Duff, New York Giants	DE	6	204
1996	La'Roi Glover, Oakland Raiders	DT	5	166
	DeAndre Maxwell, Washington Redskins	WR	7	250
1997	Will Blackwell, Pittsburgh Steelers	WR	2	53
	Nathaniel Jacquet, Indianapolis Colts	WR	5	150
	George Jones, Pittsburgh Steelers	RB	5	154
Ricky Parker, Chicago Bears	DB	6	201	
1998	Kyle Turley, New Orleans Saints	T	1	7
	Az Hakim, St. Louis Rams	WR	4	96
	Ephraim Salaam, Atlanta Falcons	T	7	199
2000	Kabeer Gbaja-Biamila, Green Bay Packers	OLB	5	149
	Andrew Kline, St. Louis Rams	G	7	220
	Mike Malano, Minnesota Vikings	C	7	240
2002	Chester Pitts, Houston Texans	G	2	50
	Larry Ned, Oakland Raiders	RB	6	197
	Mike Houghton, Green Bay Packers	T	6	200
2003	J.R. Tolver, Miami Dolphins	WR	5	169
	Jeff Shoate, Denver Broncos	CB	5	152
2005	Matt McCoy, Philadelphia Eagles	OLB	2	63
	Kirk Morrison, Oakland Raiders	ILB	3	78
	Marviel Underwood, Green Bay Packers	FS	4	115
2006	Freddy Keiaho, Indianapolis Colts	ILB	3	94
	Jeff Webb, Kansas City Chiefs	WR	6	190
2008	Kevin O'Connell, New England Patriots	QB	3	94
	Tyler Schmitt, Seattle Seahawks	LS	6	189
	Brett Swain, Green Bay Packers	WR	7	217
Chaz Schilens, Oakland Raiders	WR	7	226	
2009	Lance Louis, Chicago Bears	G	7	246
	Vincent Brown, San Diego Chargers	WR	3	82
DeMarco Sampson, Arizona Cardinals	WR	7	249	
2012	Ronnie Hillman, Denver Broncos	RB	3	67
	Miles Burris, Oakland Raiders	OLB	4	129
	Ryan Lindley, Arizona Cardinals	QB	6	185
	Jerome Long, Kansas City Chiefs	DL	7	218
2013	Gavin Escobar, Dallas Cowboys	TE	2	47
	Leon McFadden, Cleveland Browns	DB	3	68
	Brice Butler, Oakland Raiders	WR	7	209
2014	Nat Berhe, New York Giants	DB	5	152
	Eric Pinkins, Seattle Seahawks	DB	6	208
2015	Terry Poole, Seattle Seahawks	T	4	130
2017	Nico Siragusa, Baltimore Ravens	G	4	122
	Donnel Pumphrey, Philadelphia Eagles	RB	4	132
	Damontae Kazee, Atlanta Falcons	DB	5	149
2018	Rashaad Penny, Seattle Seahawks	RB	1	27
	Nick Bawden, Detroit Lions	FB	7	237
2019	Kahale Warring, Houston Texans	TE	3	86
2020	Keith Ismael, Washington Redskins	OL	5	156
2021	Darren Hall, Atlanta Falcons	CB	4	108



# Aztecs in the NFL



10 BOWL GAME APPEARANCES SINCE 2010 ▶ 21 CONFERENCE CHAMPIONSHIPS

† - indicates won Super Bowl. ♦ - indicates Pro Bowl selection. Bold indicates player was on NFL roster during the 2020 season (practice squad players not included).

A		
Allen, Russell (LB)	Jacksonville	2009-13
Allison, Henry (OL)	Philadelphia	1971-72
	St. Louis	1975-77
	Denver	1977
Allison, Jim (RB)	San Diego	1965-68
Applewhite, Antwan (DE)	San Diego	2007-10
	Carolina	2011-12
Ariey, Mike (OL)	Green Bay	1989
Aronson, Doug (OL)	Cincinnati	1987-88
Awalt, Rob (TE)	St. Louis/Phoenix	1987-89
	Dallas	1990-91
	Denver	1992
	Buffalo	1993
Ayanbadejo, Obafemi (TE/FB/RB) †	Minnesota	1998-99
	Baltimore	2000-01
	Miami	2003
	Arizona	2004-06

B		
Barrett, Alex (DE)	Detroit	2017-18
	San Francisco	2019-20
Barcoo, Luq (CB)	Jacksonville	2020
Bawden, Nick (FB)	Detroit	2018-20
Berhe, Nat (S)	N.Y. Giants	2014-17
	Pittsburgh	2018
Blackwell, Will (WR/KR)	Pittsburgh	1997-2001
Bledsoe, Curtis (RB)	Kansas City	1981-82
Boyd, Greg (DE) †	New England	1977-78
	Denver	1980-82
	L.A. Raiders	1984
	San Francisco	1984
Brewer, Aaron (LS) †	Denver	2012-15
	Arizona	2016-20
Brown, Richard (LB)	L.A. Rams	1987, 89
	San Diego	1990
	Cleveland	1991-92
	Minnesota	1994-96
Brown, Vincent (WR)	San Diego	2011-13
	Oakland	2014
	San Diego	2015
Brunskill, Daniel (OL)	Atlanta	2018
	San Francisco	2019-20
Buchanan, Willie (DB) ♦♦♦	Green Bay	1972-78
	San Diego	1979-82
Burris, Miles (LB)	Oakland	2012-14
Burrow, Ken (WR)	Atlanta	1971-75
Butler, Brice (WR)	Oakland	2013-15
	Dallas	2015-17
	Miami	2018

C		
Carroll, Leo (DE)	Green Bay	1968
	Washington	1969-70
Carson, Kern (RB)	New York Jets	1965
	San Diego	1965
Claiborne, Robert (WR)	San Diego	1992
	Tampa Bay	1993
Croudip, David (DB, CB)	L.A. Rams	1984
	San Diego	1985
	Atlanta	1985, 86-88
Curtis, Isaac (WR) ♦♦♦♦	Cincinnati	1973-84

D		
Dahms, Tom (OL)	L.A. Rams	1951-54
	Green Bay	1955
	Chi. Cardinals	1956
	San Francisco	1957
Dean, Vernon (CB) †	Washington	1982-87
	Seattle	1988
Demps, Will (FS)	Baltimore	2002-05
	N.Y. Giants	2006
	Houston	2007-08
Denson, Keith (WR/KR)	N.Y. Jets	1976
Dobbins, Herb (OL)	Philadelphia	1974
Dombrowski, Brandyn (OL)	San Diego	2009-12
Donckers, Bill (QB)	St. Louis	1976-77
Douglass, Mike (LB)	Green Bay	1978-85
	San Diego	1986
Dryer, Fred (DE) ♦	N.Y. Giants	1969-71
	L.A. Rams	1972-81
DuBois, Phil (TE)	Washington	1979-80
Duff, Jamal (DE)	N.Y. Giants	1995
	Washington	1997-98
Duich, Steve (OL)	Atlanta	1968
	Washington	1969

E		
Edwards, Herman (CB)	Philadelphia	1977-85
	Atlanta	1986
	L.A. Rams	1986
Edwards, Lloyd (RB)	Oakland	1969
Escobar, Gavin (TE)	Dallas	2013-16
	Baltimore	2017
	Miami	2018

F		
Farris, John (OL)	San Diego	1965-66
Farwell, Heath (LB) †♦	Minnesota	2005-10
	Seattle	2011-14
Faryniarz, Brett (LB/DE)	L.A. Rams	1988-91
	San Francisco	1993
	Houston	1994
	Carolina	1995
Faulk, Marshall (RB) †♦♦♦♦♦♦	Indianapolis	1994-98
	St. Louis	1999-2005
Ferguson, Duke (WR)	Seattle	1977-79
	Buffalo	1980
Ferguson, Bill (LB)	N.Y. Jets	1973-74
Fisher, Doug (LB)	Pittsburgh	1969-70
Fortin, Roman (OL)	Detroit	1991
	Atlanta	1992-97
	San Diego	1998-2000
Freitas, Jesse (QB)	San Diego	1974-75

G		
Garrison, Gary (WR) ♦♦♦♦	San Diego	1966-76
	Houston	1977
Gbaja-Biamila, Akbar (LB)	Oakland	2003-04
	San Diego	2006
	Miami	2007
Gbaja-Biamila, Kabeer (DE) ♦	Green Bay	2000-08
Glover, La'Roi (DL) ♦♦♦♦♦	Oakland	1996
	New Orleans	1997-2001
	Dallas	2002-2005
	St. Louis	2006-08
Greene, Darrell (OL) †	Philadelphia	2016-17
Griffith, Robert (SS/FS/DB) ♦	Minnesota	1994-2001
	Cleveland	2002-04
	Arizona	2005-06

H		
Hakim, Az (WR) †	St. Louis	1998-01
	Detroit	2002-04, 06
	New Orleans	2005
Hamilton, Lynell (RB) †	New Orleans	2008-09
Hayes, Billie (DB)	New Orleans	1972
Hayes, Tom (DB)	Atlanta	1971-75
	San Diego	1976
Held, Paul (QB/K)	Pittsburgh	1954
	Green Bay	1955
Henderson, Reuben (CB/DB)	Chicago	1981-82
	San Diego	1983-84
Hillman, Ronnie (RB) †	Denver	2012-15
	San Diego	2016
	Minnesota	2016
Horn, Don (QB) †	Green Bay	1967-70
	Denver	1971-72
	Cleveland	1973
	San Diego	1974
Houghton, Mike (OL)	Buffalo	2002
Howard, Bob (CB)	San Diego	1967-74
	New England	1975-77
	Philadelphia	1978-79

I		
Imhof, Martin (DE/DT)	St. Louis	1972
	Washington	1974
	New England	1975
	Denver	1976
Ingram, Johnathan (OL)	Kansas City	2005

J		
Jackson, Alfred (DB)	L.A. Rams	1989-90
	Cleveland	1991-92
	Minnesota	1995-96
Jackson, Monte (DB) †	L.A. Rams	1975-77
	Oakland/L.A.	1978-82
	L.A. Rams	1983
Jackson, Terry (CB/DB)	N.Y. Giants	1978-83
	Seattle	1984-85
Jacquet, Nate (WR/PR/KR)	Indianapolis	1997
	Miami	1998-99
	San Diego	2000
	Minnesota	2000-01
Johnson, James (LB)	Detroit	1986
	San Diego	1987
	San Francisco	1987
Jones, Bob (DB/WR)	Chicago	1967-68
Jones, George (RB)	Pittsburgh	1997
	Jacksonville	1998
	Cleveland	1999

K		
Kazee, Damontae (S)	Atlanta	2017-20
Keiaho, Freddy (LB) †	Indianapolis	2006-09
Kirk, Randy (LB)	San Diego	1987-88, 91
	Phoenix	1989
	Cleveland	1991
	Cincinnati	1992-93
	Arizona	1994-95
	San Francisco	1996-99
Kofler, Matt (QB)	Buffalo	1982-84
	Indianapolis	1985
Kracalik, Mike (OL)	Baltimore	2006-08

L		
Laughton, Jim (TE)	Seattle	1986

# Aztecs in the NFL



10 BOWL GAME APPEARANCES SINCE 2010 ▶ 21 CONFERENCE CHAMPIONSHIPS

Lavender, Joe (DB) †♦♦	Philadelphia Washington	1973-75 1976-82
Lewis, Derrick (WR)	New Orleans Houston	2002-03 2006
Lewis, Jonas (RB)	San Francisco	2000-01
Lewis, Reggie (DE)	New Orleans	1982-84
Lindley, Ryan (QB)	Arizona San Diego	2012-13 2014
	Arizona Indianapolis	2014 2015
Long, Jerome (DT)	Kansas City Jacksonville Dallas	2012 2012 2013
Louis, Lance (OL)	Chicago Indianapolis	2010-2012 2014

## M

Martin, Larry (DL) †	San Diego	1966
Martin, Saladin (DB)	N.Y. Jets San Francisco	1980 1981
McCoy, Lloyd (OL)	San Diego	1964
McCoy, Matt (LB)	Philadelphia New Orleans Tampa Bay Seattle	2005-07 2007 2008-09 2010-11
McDonald, Dwight (WR)	San Diego	1975-78
McFadden, Leon (CB)	Cleveland N.Y. Jets San Francisco N.Y. Giants Dallas Atlanta	2013 2014 2014-15 2015 2016 2017
McGwire, Dan (QB)	Seattle Miami	1991-94 1995
McNanie, Sean (DE)	Buffalo Phoenix Indianapolis	1984-87 1988 1990
Mendenhall, Terry (LB)	Oakland	1971-72
Mendez, Mario (WR)	San Diego	1964
Milks, John (LB)	San Diego	1966
Minor, Claudie (OL)	Denver	1974-82
Moran, Rich (OL)	Green Bay	1985-93
Morrison, Kirk (LB)	Oakland Jacksonville Buffalo	2005-09 2010 2011-12
Moses, Haven (WR) ♦♦	Buffalo Denver	1968-72 1972-81
Munson, Calvin (LB) †	N.Y. Giants Miami	2017-18 2019-20

## N

Ned, Larry (RB)	Minnesota	2003-04
Nixon, Tory (DB) †	San Francisco	1985-88

## O

O'Connell, Kevin (QB)	New England N.Y. Jets	2008 2011
Ogas, Dave (LB)	Oakland Buffalo	1968 1969
Oliver, Clancy (DB)	Pittsburgh STL Cardinals	1969-70 1973
Osgood, Kassim (WR) ♦♦♦	San Diego Jacksonville Detroit San Francisco	2003-09 2010-11 2012 2013-14
Owens, Marv (WR)	STL Cardinals N.Y. Jets	1973 1974

## P

Parker, Ricky (DB)	Jacksonville	1997
Penrose, Craig (QB)	Denver	1976-79
Pearson, Dennis (WR/KR)	Atlanta	1978-79
<b>Penny, Rashaad (RB/KR)</b>	Seattle	2018-20
Peterson, Jim (LB)	L.A. Rams Tampa Bay	1974-75 1976
	Balt. Colts	1964-66
Petties, Neal (WR)	N.Y. Jets	1993
Pieri, Damon (DB)	Carolina	1996-97
Pinkins, Eric (DB)	Seattle N.Y. Giants	2014-15 2016
Pitts, Chester (OL)	Houston Seattle	2002-09 2010
Poole, Terry (OL)	Seattle	2015-16
	Miami	2016
Pumphrey, Donnel (RB)	Philadelphia	2017

## Q

Quinlan, Volney (Skeets) (WR) ♦	L.A. Rams Cleveland	1952-56 1956
---------------------------------	------------------------	-----------------

## R

Raye, Jimmy (WR/KR)	L.A. Rams	1991
Reed, Doug (DT)	L.A. Rams	1984-90
Reynolds, Tom (WR)	New England Chicago	1972 1973
Ricardo, Benny (K)	Buffalo Detroit New Orleans Minnesota San Diego	1976 1976, 78-79 1980-81 1983 1984
Ridge, Houston (DE/DT)	San Diego	1966-69
Robinson, Will (OT)	Seattle Washington New Orleans Jacksonville New Orleans	2008, 2010 2009 2011 2011 2012
Rowe, Patrick (WR)	Cleveland	1993
Rowe, Ray (TE)	Washington	1992-93
Russell, Brian (DB)	Minnesota Cleveland Seattle Jacksonville Houston	2002-04 2005-06 2007-08 2009 2009

## S

Sagapolutele, Pio (DT/DE)	Cleveland New England New Orleans	1991-95 1996 1997
Salaam, Ephraim (OT)	Atlanta Denver Jacksonville Houston Detroit Houston	1998-2001 2002-2003 2004-05 2006-08 2009 2010
Sampson, Clint (WR)	Denver	1983-86
Sampson, DeMarco (WR)	Arizona	2011
Saxon, Mike (P) †	Dallas New England Minnesota	1985-92 1993 1994-95
Schilens, Chaz (WR)	Oakland N.Y. Jets	2008-11 2012
Schmautz, Ray (LB)	Oakland	1966
Schmitt, Tyler (LS)	Seattle	2008
Scott, Darnay (WR)	Cincinnati Dallas	1994-99, 01 2002
Seabaugh, Todd (LB)	Pittsburgh	1984

Shaw, Dennis (QB)	Buffalo	1970-73
	St. Louis	1974-75
Shoate, Jeff (DB)	Denver	2004, 07
Shy, Don (RB)	Pittsburgh New Orleans Chicago STL Cardinals	1967-68 1969 1970-72 1973
Sipe, Brian (QB) ♦	Cleveland	1974-83
Slater, Pearce (OL)	Carolina	2016
Slaughter, Webster (WR)	Cleveland Houston Kansas City N.Y. Jets San Diego	1986-91 1992-94 1995 1996 1998
Siragusa, Nico (OL)	Baltimore Green Bay	2017 2018
Smith, Phil (WR)	Balt./Ind. Colts Philadelphia L.A. Rams	1983-84 1986 1987
Smith, Ron (WR)	L.A. Rams San Diego Philadelphia	1978-79 1980-81 1981-83
Spears, Ron (DE)	New England Green Bay	1982-83 1983
Staggs, Jeff (LB)	San Diego St. Louis	1966-71, 74 1972-73
Stallings, Ramondo (DL)	Cincinnati	1994-97
Subis, Nick (OL)	Denver	1991
Swain, Brett (WR) †	Green Bay San Francisco	2009-10 2011

## T

Tuipala, Joe (LB)	Jacksonville	2001-02
Turley, Kyle (OL) ♦	New Orleans St. Louis Kansas City	1998-2002 2003 2006-07
Turner, David (Deacon) (RB/KR)	Cincinnati	1978-80

## U

Underwood, Marviel (S)	Green Bay	2005
------------------------	-----------	------

## W

Wallace, Roberto (WR)	Miami	2010-11
Walton, Whip (LB)	N.Y. Giants	1980
Warren, Don (TE) †††	Washington	1979-92
Warren, Vince (WR)	N.Y. Giants	1986
<b>Warring, Kahale (TE)</b>	Houston	2019-20
Washington, Teddy (RB)	Cincinnati	1968
Watson, Justin (RB) †	STL Rams	1999-2001
Weathers, Carl (LB)	Oakland	1970-71
Webb, Jeff (WR)	Kansas City	2006-08
Wenzel, Ralph (OL)	Pittsburgh San Diego	1966-70 1972-73
West, Robert (WR/KR)	Kansas City San Francisco	1972-73 1974
Wilks, Jim (DE/DT/NT)	New Orleans	1981-93
Williams, Henry (DB)	Oakland San Diego L.A. Rams	1979 1983 1983
Wright, Nate (DB)	Atlanta St. Louis Minnesota	1969 1969-70 1971-80

## Y

Young, Antwone (DL/FB)	Minnesota	2000
------------------------	-----------	------



# Letter Winners



10 BOWL GAME APPEARANCES SINCE 2010 ▶ 21 CONFERENCE CHAMPIONSHIPS

LETTER WINNERS ◀ HISTORY

AZTEC FOOTBALL MEDIA GUIDE

## A

Abras, Taft - 1966-67  
Abdul-Rahim, Aazaar - 1997-98-99  
Ackerson, Tyler - 1987-88  
Acosta, Javier - 1952-53  
Adair, Dick - 1947-48-49  
Adams, Marty - 1983  
Adler, Murray - 1952  
Afoa, Ulima - 1979-80  
Agnew, Ryan - 2016-17-18-19  
Aiken, Fred (Dennis) - 1955-56  
Aken-Moleta, Ikaika - 2008-09  
**Aleki, Andrew - 2017-18-19-20**  
Alesi, Joel - 2012-13-14  
Alexander, Mike - 1992-93  
Alexander, Jason - 2007  
Algra, Bruce - 1973-74  
Allen, Percy - 1927-29-30  
Allen, Red - 1948  
Allen, Rodney - 1999-00-01-02  
Allen, Russell - 2005-06-07-08  
Allen, Ted - 1922  
Allen, Tony - 1979  
Allison, Henry - 1969-70  
Allison, Jim - 1963-64  
Allred, Phil - 1940  
Almond, Steve - 1979-80-81  
**Alves, Andrew - 2019-20**  
Amano, Frederick - 2006-07  
Amaral, Joe - 1973-74  
Amaral, Justin - 2005-06  
Amend, Ray - 1923  
Andersen, Barry - 1968-69  
Anderson, Archie - 1928  
Anderson, Cal Ray - 1978  
Anderson III, Curtis - 2015-16  
Anderson, Jack - 1938  
Anderson, Jay - 1971-72  
Anderson, Marv - 1985-86  
Anderson, Mike - 1982-83  
Andrews, Colin - 2017  
Andrews, Marcus - 2010-11-12-13  
Andrews, Marlon - 1989-90  
Andrews, Rob - 2009-10-11-12  
Ange, Jim - 1998-99  
Applegarth, Bill Dean - 1958  
Applewhite, Antwan - 2004-05-06  
**Araiza, Matt - 2019-20**  
Arey, Dennis - 1988-89-90  
Arguello, Tim - 1979  
Ariey, Mike - 1983-84-85-86  
Armstrong, Gerard - 2005-06-07-08  
Arnett, Kendall - 1932  
Arnold, Amon - 1999-00-01-02  
Aronson, Art - 1986  
Aronson, Doug - 1983-84-85-86  
Arosemena, Eder - 2006  
Arriaran, Jim - 1981  
Asbury, Jason - 1997-98-99-00  
Ash, Rick - 1972-73  
Ashley, Richard - 1997  
Ashley, William - 1950  
Atteberry, Jeff - 1970  
Auerbach, Scott - 1996-97-98  
Ault, Don - 1927-28-29  
Austin, Rick - 1998  
Autele, J.J. - 2009-10-11  
Avetisyan, Avo - 1994-95  
Avey, Howard - 1927  
Avey, Paul - 1927-29-30  
Avii, Tuffy - 1971-72  
Awalt, Robert - 1985-86  
Ayala, Simon - 2008  
Ayanbadejo, Obafemi - 1995-96

## B

Babiash, Derek - 2015-16  
Bachmann, Tony - 1972-73-74  
Baecht, Herman - 1937  
Bailes, Jonathan - 2003-04-05-06  
Bailey, Bill - 1931-32-33  
Bailey George - 1938

Baker, Carson - 2020  
Baker, Donny - 2003-04-05-06  
Baker, Jeff - 1970  
Baldwin, Damon - 1986-87-88-89  
Baldwin, Parker - 2015-16-17-18  
Balistreri, Pete - 1998  
Ball, Orville - 1945  
Ball, Robert - 1958  
**Banks, Keshawn - 2018-19-20**  
Barbier, Matt - 2005  
Barcoo, Luq - 2018-19  
Bardot, Don - 1947  
**Barfield, Cedarius - 2019-20**  
Barksdale, Demetrius - 2009-10-11  
Barlow, Harold - 1986  
Barnan, Barnard - 1934  
Barnes, David - 1924-25-26  
Barnes, Sam - 1979-80  
Baron II, John - 2016-17-18  
Barrick, Scott - 1988  
Barrett, Alex - 2013-14-15-16  
Bartels, Joe - 1976-77  
Bass, Ray - 2006-07  
Bates, Aubra - 1933-34  
Bates, Fred - 1948-49-50  
Bates, Hugh - 1955  
Bawden, Nick - 2014, 2016-17  
Bean, David - 1958  
Beautrow, Jim - 1981-82  
Beck, John - 1966-67  
Bejarano, Brandon - 1991-92-93-94  
Beckman, Bob - 1941  
Beed, Everett - 2012-13  
Belcher, Kirk - 1985  
Belenzon, Art - 1953  
**Bell, Chance - 2018-19-20**  
Bell, Demetrius - 1986  
**Bell, Greg - 2020**  
Bell, Tony - 2012  
Bell, Kipperr - 1979-80  
**Bellinger, Daniel - 2018-19-20**  
Belmont, Allen - 1928-29  
Bender, Jeff - 1973  
Bender, Roger - 1979-80-82-83  
Benjamin, Harry - 1968  
Benson, Dominic - 2020  
Benson, Harry - 1971-72  
Benton, Binky - 1976-77  
Benton, John - 1940  
Berg, Brian - 1999-00  
Berger, Larry - 1945, 47  
Bergeron, Lonny - 1996  
Bergland, John - 1933-34  
Berhe, Nat - 2010-11-12-13  
Bernard, Kenny - 1987  
Bernard, Turner - 2017-18-19-20  
Bernards, Jake - 2013  
Bienhoff, Wayne - 1964-65  
Bill, Jason - 1989-90  
Binkley, Garrett - 2018  
Bird, Ruben - 1934  
Bishop, Henry Jr. - 1961-62  
Bixler, Randy - 1971-72  
Bixler, Steve - 1972-73  
Black, Paul - 1978  
Blackwell, Burt - 1973-74  
Blackwell, Will - 1994-95-96  
Blade, Scott - 1993-94  
Blain, Tanner - 2015-16  
Blaisdell, Art - 1973-74  
Blake, Roger - 1994-95  
Blanchard, Bob - 1973  
Blanchard, Brett - 1983-84-85-86  
Blanton, Billy - 1994-95-96  
Blaylock, Lance - 1992  
Blaylock, Reggie - 1986-87  
Blecha, James - 1966-67  
Bledsoe, Curtis - 1978  
Bletchen, Jim - 1935  
Blyth, Steve - 1988-89  
Boaz, Jack - 1937  
Boehmke, Russell - 1960-61

Boesch, Aaron - 2013  
Bogard, Stan - 1999  
Boles, James - 1946-47  
Bonatus, Donald - 1952-53  
Bonatus, Kenneth - 1945  
Bond, Lawrence - 1926  
Bond, Ross - 1921  
Booker, Tommy - 1987-88-90  
Booth, Jalen - 2020  
Bordier, Bud - 1948  
Bornes, Brandon - 2004-05-06-07  
Bosse, Brenndon - 1963  
Boudreaux, Corey - 2007-08  
Boyd, Dave - 1971  
Boyd, Greg - 1974-75  
Boyer, Rick - 1980-81  
Boyer, Tim - 1972-73  
Bradley, Scott - 1976-77  
**Branch, Dallas - 2020**  
Brandow, Paul - 1975-76  
Brannon, Lee - 1987-88  
Branstetter, Gary - 1963  
Brassey, Dale - 1946  
Breitbard, Bob - 1938-39-40  
Brewer, Aaron - 2008-09-10-11  
Brigham, Andrew - 2000-01  
Brinkley, Steve - 1968-69  
Brinton, Spencer - 1997  
Bristow, Gib - 1941-42  
Brohn, Herb - 1980-82-83-84  
Bronson, Joel - 1984  
Brooks, Mitch - 1984  
Broome, Michael - 1987-88  
Brossard, Dan - 1971  
Brown, Casey - 1982-83-84-85  
Brown, Darrell - 1980-82-83-84  
Brown, Davon - 2007-08-09-10  
Brown, George - 1968-69-70  
Brown, George - 1947  
Brown, Harold - 1946  
Brown, Lloyd - 1924  
Brown, Marv - 1975  
Brown, Mike - 1953-54  
Brown, Ollie - 1973-74-75-76  
Brown, Richard - 1983-84-85-86  
Brown, Robert - 1938-39-40  
Brown, Robert - 1931-32-33  
Brown, Vincent - 2007-08-09-10  
Brunskill, Daniel - 2013-14-15-16  
Bryant, Jess - 1946-47-48  
Bryant, Walter - 1921  
Buchanan, Willie - 1970-71  
Buckin, Al - 1936  
Bullington, Steve - 1982-83  
Bunkley, Mike - 1977  
Burnett, Tim - 1968-69  
Burns, Linden - 1934  
Burns, Mike - 1992-93  
Burriss, Miles - 2008-09-10-11  
Burrow, Ken - 1969-70  
Burson, Gene - 1966-67  
Burton, Brad - 1986-87-88-89  
Burton, Kevin - 1998-99  
Burton, Mitch - 1986-87-88-89  
**Busbee, BJ - 2018-19-20**  
Busbee, Stuart - 1984-85  
Bussey, Luke - 2015  
Bush, Alvin - 1981-82  
Butcher, Warren - 1942  
Butler, Brice - 2012  
Butler, John - 1962-63-64  
Butler, John - 1933-34-35  
Butler, Jomar - 1998-2000-01  
Butler, William - 1945  
Butts, Curtis - 1989-90-91  
Buzbee, Tim - 1972-73  
**Byrd, Jordan - 2018-19-20**  
Byrns, Kenneth - 1938

## C

Cabrera, Israel - 2016-17  
Cabrera, Liam - 2017

Calhoun, Lawrence - 1991  
Caliste, Hubert - 2001-02-03-04  
Callahan, Matt - 2004-05  
Callan, Murry - 1948-49  
Callies, Gil - 1934  
Cameron, Milton - 1927  
Campano, Kevin - 2014  
Campbell, Tyler - 2006-07-08  
Canizales, Albert - 1956-57  
Cannon, Don - 1947  
Cano, Octavio - 1957-58-59  
Capra, Jacob - 2019-20  
Carmada, Vincent - 2009  
Carman, Bernard - 1933-35  
Caron, Bobby - 1978  
Carr, Fletcher - 1930-32  
Carr, Jack - 1941  
Carr, Larry - 1928  
Carr, Leslie - 1940  
Carroll, John - 2017  
Carroll, Leo - 1965-66  
Carsey, Mike - 1967-68  
Carson, Kern - 1961-62-63  
Carter, Eugene - 1968-69  
Carter, Scott - 1978-80  
Carter, Thomas - 1982-83  
Carver, Leon - 1941  
Carusa, Rick - 1979-80  
Cassady, Pat - 1972-73  
Cassidy, Lloyd - 1946-47-48-49  
Cassidy, Troy - 2016-17-18-19  
Castellanos, Rudy - 1976-77  
Catsimehas, John - 1945  
Chacon, Larry - 1980  
Chaffin, Randy - 1960-61-62  
Chambers, Wendell - 1966  
Chambliss, Phil - 1977-78  
Champion, George - 1921  
Chandler, Garland - 1972-73  
Chandler, Jim - 1974-75  
Chaney, Jerry - 2018  
Chapman, Robby - 1981  
Chance, Cameron - 1996-97  
Chapman, Christian - 2015-16-17-18  
Chase, Byron - 1949-50  
Chavez, Bill - 1969  
Cheatum, Myles - 2017-18-19  
Childs, Leandrew - 1996  
Chlumak, Martin - 1998-99  
Cholewa, Tom - 1959  
Chornomod, Dwight - 1994-95  
Chumich, Lew - 1977  
Churchman, Al - 1933-34-35  
Claiborne, Robert - 1987-89  
Clancy, Mike - 1976-77  
Clark, Anthony - 1964  
Clark, Avery - 1972-73  
Clark, Larry - 2013-14  
Clark, Mervyn - 1930-31-32  
Clark, Roger - 1963  
Clarke, Zach - 2007-08  
Clay, Jeff - 2016-17-18  
Clayton, John - 1996  
Clemmer, Terry - 1976-77  
Clemmer, Curt - 1941-42  
Clearbrook, Harold - 1924  
Cleary, Mac - 1998-99-00  
Ciine, Theron - 1929  
Clyde, Dick - 1973-74  
Cochran, Kenneth - 1958  
Cole, David - 1991  
Coleman, David - 1979  
Coleman, George - 1946-47-48  
Coleman, Mark - 1981  
Coleman, Shane - 2018  
Collett, Randy - 1975  
Collins, Chaz - 2019  
Collins, Curt - 1992-93-94  
Collins, Frederick - 2002  
Collins, Mike - 1962-63-64  
Collins, Trent - 1982-83  
Colongi, John - 1971

# Letter Winners



10 BOWL GAME APPEARANCES SINCE 2010 ▶ 21 CONFERENCE CHAMPIONSHIPS

Conard, Kevin - 1987  
Conerly, Kyle - 2001-02-03-04  
Conklin, Bob - 1949-50-51  
Connell, George - 1931  
Conner, Don - 1945  
Conyers, Anthony - 1986  
Cooks, Eldridge - 1961-62-63  
Coomes, Todd - 1988-89  
Cooper, David - 1987-88-89-90  
Coover, Charles - 1945  
Copeland, Casey - 1987-88  
Copeland, Don - 1997-98  
Copp, Roy - 1969-70  
Corbett, Garrett - 2011  
Corral, Ed - 1979-80  
Corrin, Merle - 1932-33-34  
Costello, John - 1968  
Cota, Alex - 1974-75  
Cotton, Bill - 1958  
Coviello, Andy - 1990-91  
Cox, Bobby - 1975  
Cox, Gordon - 1929-30-31  
Cozens, Bob - 1939-40-41  
Cozens, Tom - 1937-38-39  
Craft, Kevin - 2006  
Craft, Tom - 1975-76  
Craig, Thomas - 1945  
Craighead, Robert - 2012-13-14-15  
Craney, Jay - 1971-72  
Crawford, Travis - 2007-08  
Crews, Charlie - 1976-77  
Crosby, Craig - 1992-93-94-95  
Crossley, Jim - 1966-67  
Crosthwaite, Gil - 1938-39-40  
Croudpip, Dave - 1981-82  
Cruz, Ben - 1951  
Cubley, Walter - 1961-62-63  
Cumberlander, Christian - 2015  
Cummings, Garry - 1952  
Curry, Don - 1947  
Curtis, Isaac - 1972  
Curtis, Rico - 1996-97-98-99

## D

Dahms, John - 1945  
Dahms, Tom - 1947-48-49  
Dale, Alan - 1981-82  
Damon, Andy - 1985-86  
Daniels, Charles - 1948-49-50  
Daniels, Paul - 1967-68  
Darby, Brendan - 2000-01-02-03  
Darcey, Mike - 1974-75  
Darden, Dave - 1973  
Dasovich, Percy - 1934  
Dave, Al - 1972  
Davenport, Ronnie - 2002  
Davis, Bill - 1949-50-51  
Davis, Brandon - 2008-09-10-11  
Davis, Chris - 1984-85  
Davis, Devante - 2014  
Davis, Dick - 1941-42  
Davis, Joe - 1976-77  
Davis, Lance - 1995  
Davis, Tedd - 1977-78  
Dawson, Jack - 1932  
Dawson, Reldon (Bing) - 1964-65  
Deakin, Doug - 2009-10  
Deal, Walter - 1924-25  
Dean, Josh - 2001-02-03-04  
Dean, Vernon - 1980-81  
Deckert, Tom - 1969, 71  
**Dedeaux, Ethan - 2018-19-20**  
DeFelice, Garth - 1975-76  
Delaney, Tim - 1968-69-70  
Delvaux, Art - 1963-64  
DeMartinis, Tony - 2006-07-08  
Demp, Marcus - 2002-03-04-05  
Demp, Will - 1999-00-01  
Dennis, Jim - 1984-85  
Denso, Dylan - 2010-11-12-13  
Denson, Keith - 1972-73  
Derrick, Jim - 1932-33-34  
DesRochers, Dave - 1986-87

Diamond, Frank - 1940  
Dias, John - 1950  
Dickerson, Don - 1956  
Dickie, Shawn - 2000-01-02-03  
Diebel, Paul - 1971  
Dilley, Elden - 1924-25, 30-31  
Dilley, Zach - 2012-13  
Dillingham, McKinley - 1967-68  
Dillon, Hi - 1921  
Dillon, Mike - 1930-32  
Dimich, Milan - 1960  
Dimmick, Jim - 1974  
Dingwell, Adam - 2011-12-13  
Dion, Jason - 2003  
Dirks, John - 1933-34  
Dixon, Daishawn - 2016-17-18-19  
Dixon, Vollon - 1975-76  
Dlugolecki, Matt - 2003-04-05  
Dobbins, Herbie - 1972-73  
Dodd, Charlie - 1972  
Dodds, Verne - 1952-53-54  
Doleman, Tom - 1977  
Dombrowski, Brandyn - 2004-05-06-07  
Donovan, Terry - 1975-76  
Donckers, Bill - 1971-72  
Donnell, Al - 1940  
Dorsey, Dan - 1996-97  
Dostoy, George - 1924-25  
Doutson, Leroy - 1958-59-60  
Douglass, Mike - 1976-77  
Dowd, Bill - 1984-85  
Dowd, Jim - 1947-48-49  
Dowhower, Rod - 1963-64  
**Draeger, Wyatt - 2020**  
Draheim, Tommie - 2009-10-11  
Draper, Paul - 1949  
Drayton, Kevin - 1988-89  
Driscoll, Paul - 1931-32-33  
Driver, Michael - 1993-94  
Driver, Jacob - 2010-11-12-13  
Dryer, Fred - 1967-68  
DuBois, Phil - 1977-78  
Duckett, Ed - 1960-61  
Duff, Jamal - 1991-92-93-94  
Duich, John - 1935-37  
Duich, Steve - 1966-67  
Duke, Alan - 1964-65  
Duke, Dennis - 1969  
Duke, Joe - 1957-58-59  
Duncan, Eric - 1988-89-90-91  
Duncan, Steve - 1977-78  
Dunkle, Freddy - 2004-05-06-07  
**Dunkle, William - 2019-20**  
Dunlap, Daryl - 2014  
Dunn, Brooke - 1975-76  
Dunn, Ryan - 2015-16-17  
Duran, Josh - 2006  
Duran, Michael - 1996-97-98-99  
Durbin, Derrick - 2003-04  
Durham, Darius - 1980-81-82  
Durland, Charles - 1934-35

## E

Early, John - 1954-55-56  
Earley, Lyndon - 1986-87-88  
Eaton, Jack - 1982-83-84-85  
Echenique, Tom - 1972-73  
Eckis, Rollin - 1923-24  
Edens, Bennis - 1946-47-48  
Edwards, Alfred (Gene) - 1953  
Edwards, Freddie - 1992, 94-95-96  
Edwards, Herman - 1976  
Edwards, Kwincy - 2008-09  
Edwards, Lloyd - 1967-68  
Edwards, Marcus - 2004-05  
Edwards, Ted - 2006  
Eilerts, Douglas - 1964-65  
Elimimian, Jacob - 2002-03-04  
Ellis, Craig - 1980  
Ellis, Marc - 2018  
Ellison, Keith - 2002  
Ellwood, Rick - 1975  
Elmore, Brad - 1998-99

Emanuel, Vince - 1979-80, 82  
Embermate, Nik - 2009-10-11-12  
Embrey, Robert - 1948-49-50  
England, Max - 1923  
Engle, George - 1965-66  
Engle, Jerry - 1970-71  
Engstrand, Tanner - 2004  
Enriquez, Henry - 1961  
Epps, Bob - 1979-80  
Erkenbeck, James - 1949-50-51  
Erwin, Larry - 1955  
Escalera, Gabriel - 1965-66  
Escobar, Gavin - 2010-11-12  
Esene, Levi - 1984, 86  
Evans, Dallas - 1956-57  
Evans, Demario - 1993  
Evans, Don - 1986  
Evans, Tyrone - 1995-96-97  
Ewert, Burton - 1991-93-94  
Eyherabide, Pascal - 1970-71

## F

Fackrell, Rey Dee - 1956-57  
Fairbrother, Bill - 1981-82  
Fanchin, Al - 1978-79-80  
Fantroy, Martrell - 2007, 09  
Farias, Philip - 1961-62  
Farr, Kellen - 2008, 2010  
Farris, John - 1962-63-64  
Farwell, Heath - 2002-03-04  
Faryniarz, Brett - 1984-85-86-87  
Fates, Miles - 1995-96-97  
Faulk, Marshall - 1991-92-93  
Favreau, Chase - 2014-15-16  
Feaster, Andrew - 2011-12  
Featherstone, John - 1969-70  
Feeney, Kevin - 1975-76  
Feer, Wes - 2012-13  
Fehoko, Whitley - 2006  
Feldt, Don - 1948  
Felice, Lee - 1969-70  
Felice, Lynn - 1968-69  
Fely, Jake - 2011-12-13-15  
Ferguson, Duke - 1975  
Ferguson, Nate - 1973-74  
Ferguson, Bill - 1971-72  
Fernandez, Lawrence - 1963  
Fidel, Kevin - 1977-78  
Fifita, Siasosi - 2005-06-07-08  
Filson, Art - 1947-48  
Finan, John - 1945  
Finch, Chris - 1992-93-94-95  
Findley, Larry - 1965-68  
Finkel, Bryan - 2009  
Finkle, James - 2005  
Fish, Don - 1951-52  
Fisher, Doug - 1967-68  
Fisher, Thane - 1986-89  
Fitz, Hollis - 1925-26-27  
Fitzpatrick, Harold - 1923  
Flaherty, Bernard - 1953-54-55  
Fletcher, Ed - 1951-52  
Fletcher, Raleigh - 2000-01-02  
Fletcher, Rocky - 1971-72  
Fletcher, Tom - 1991-92-93-94  
Flick, Chad - 1996-97  
Flisher, Gary - 1969-70  
Flisher, Ron - 1965-66  
Flores, Arthur - 2015-16  
Flores, Emmett - 1987  
Fluegge, Donald - 1995  
Fodor, Al - 1947  
Fogel, Steve - 1979, 81  
Foli, Anthony - 2000-01-02-03  
Foote, Herbert - 1946  
**Fountain, Garrett - 2020**  
Foran, Williams - 1945  
Ford, Bob - 1937, 39  
Ford, Garrett - 1990  
Ford, Glen - 1975  
Forni, Chris - 2011  
Fortin, Roman - 1987-88-89  
Foster, Dustan - 1980

Foster, Greg - 1981-82  
Foster, Lou - 1990-91  
Fox, Guy - 1927-28  
Fox, John - 1975-76  
Fox, Maurice - 1928  
Fox, Mike - 1979-80-81-82  
Fragile, Jack - 1974-75  
Frame, Joe - 1935-36  
Francis, Bob - 1976  
Francis, Henry - 1922-23  
Frane, Jerome - 1981-82  
Franklin, Michael - 2002-03-04-05  
Franson, Lou - 1971  
Freeman, Tom - 1967-68  
Freitag, Ralph - 1949-50  
Freitas, Jesse - 1972-73  
Frew, Dean - 1984  
Frisco, Carl - 1940  
Fritz, Monte - 1952-53-54-55  
Frost, Jack - 1939-40  
Fry, Wayne - 1937  
Fudge, Bill - 1974-75

## G

Gabalton, Joe - 1960  
Galea, Cody - 2011-12-13-14  
Galea'i, Kenny - 2013-14  
Galindo, Joe - 1949-50  
Galindo, Frank - 1936-37  
Galpin, Harry - 1942  
Gamble, Donte - 2000-01  
Garcia, Rick - 1960  
Garner, Barkham - 1924-25-26-27  
Garrett, Dwayne - 2012-13  
Garretson, Rick - 1975-76-77-78  
Garrison, Diallo - 1996  
Garrison, Gary - 1964-65  
Gaston, Dan - 1983-84  
Gatlin, Charles - 1995-96-97  
Gauld, Riley - 2011-12  
Gavert, Josh - 2011-12-13-14  
Gbaja-Biamila, A. - 1999-00-01-02  
Gbaja-Biamila, K. - 1996-97-98-99  
Geddies, Terry - 1927-28  
Geary, Frank - 1973-74  
Gearty, Steve - 1976-77-78  
Gelt, Brian - 2000-01  
George, Donald - 1957-58-59  
George, Matt - 1994  
Gerhard, Nick - 2018  
Gibbs, Joe - 1961-62-63  
Gibbs, Larry - 2010-11  
Gilbert, Mike - 1974-75  
Gilbreath, Monty - 1986-87-88-89  
Gilliland, George - 1939-40  
Gillis, Curtis - 1987  
Gillison, Steve - 1984  
Gilmore, Corey - 1983-84-85-86  
Givan, Nolan - 2020  
Glover, Rob - 1981-82  
Glass, Max - 1936-37  
Glaze, George - 1991-92-93  
Glaze, Raymond Jr. - 1957-58  
Glaze, Sebastian - 1990-91-92-93  
Glenn, Donnie - 1977-78  
Glenn, Ricky - 1979  
Glover, Darcel - 1994-95  
Glover, La'Roi - 1992-93-94-95  
Godden, John - 1962-63-64  
Goebel, Dave - 1980  
Goetchiuss, Randy - 1977-78  
Gomez, Alan - 2006  
Gomez, Raul - 2000-01-02  
Goodchild, Bill - 1940-41  
Goodwin, Daryle - 1957  
Gordert, Chris - 2011-12  
Gordon, Dakota - 2014-15  
Gordon, Japheth - 2012-13  
Gordon, Lynn - 1962  
Gorham, C.S. - 1921  
Gorman, David - 2002  
Gourdine, Damon - 1997-98-99  
Gourdine, Daniel - 2000



# Letter Winners



10 BOWL GAME APPEARANCES SINCE 2010 ▶ 21 CONFERENCE CHAMPIONSHIPS

Grading, Leo - 1979-80  
Graff, Rob - 1986-87-88-89  
Graham, Marty - 1996-97  
Grant, Harold - 1931  
Graves, Scott - 2012  
Gray-Hayward, Adam - 2002-03-04  
Green, Justin - 2001  
Green, Robert - 1984  
Greene, Darrell - 2012-13-14-15  
Gregorio, Andy - 2010  
Gregorio, Robert - 2011  
Gresoro, Max - 1959-60-61  
Grider, Buss - 1978  
Griffith, Gordon - 1971-72  
Griffith, Robert - 1990-91-92  
Grigsby, Reggie - 2003-04-05-06  
Grimaud, Ronald - 1952  
Gross, Morris - 1922-23-24, 26  
**Gudino, Dominic - 2017-18-19**  
Guillory, Darius - 2012  
Gunther, Kurtis - 2008, 10-11  
Gutierrez, Al - 1966  
Gutierrez, Tim - 1993-94  
Gutowski, Jay - 1953-54-55-56

**H**  
Hageman, Donny - 2014-15  
Hailey, Bryan - 1983-84-85-86  
Hakim, Az - 1994-95-96-97  
Halda, Mark - 1977-79-80  
Hall, Adam - 2001-02-03  
Hall, Darren - 2018-19-20  
Hall, Darryl - 1979, 81  
Hall, Noble - 2015-16-17-18  
Halte, Donald - 1961-62-63  
Hamilton, Lynnell - 2003, 05-06-07  
Hammerschmidt, Benn - 1937-38  
Hammes, Richard - 1959-60  
Hammett, Bill - 1972-73  
Hammett, Bill - 1999-00  
Hammond, Scott - 1993  
Hammons, Jim - 1966  
Hanawalt, Jim - 1988-89-90  
Hancock, Cliff - 1966-67  
Hancock, John - 1921-22-23-24  
Hansen, Curtis - 1966-67  
Hansen, Harold - 1927-28-29  
Hansen, James - 1950  
Hansen, Norman - 1959  
Hansen, Rick - 1980-81-82  
Hanzal, Brian - 1949  
Hardaway, Charles - 1989  
Hardy, Chris - 1983-84-85-86  
Harmon, Buford - 1965-66  
Harris, Clarence - 1937  
Harris, Fred - 1994  
Harris, Herman - 1921  
Harris, Merton - 1990-91  
Harris, Nolen - 2019  
Harris, Vanessa - 2011-12-13  
Harrison, Robbie - 1981  
Harvey, Derrick - 1980-82-83  
Harvey, Jasper - 2002-03, 05  
Harvey, Walt - 1937-38-39  
Hastings, Reed - 1936-37  
Hatch, Mike - 1996-97  
Hathaway, Jones - 1921  
Haughn, Dennis - 1972-73  
Hawkins, Daryl - 1994-95  
**Hawkins, Tayler - 2017-18-19-20**  
Hawley, Dale - 1963-64-65  
Hawley, Jack - 1999-00  
Hayes, Billie - 1968-69  
Hayes, Thomas - 1969-70  
Hays, Carl - 1959-60  
Haywood, Jerome - 1998-99-00-01  
Hazel, Willard - 1953  
Hazely, Jemond - 2012-14-15  
Heather, George - 1999-00  
Heaton, Leo - 1946, 48  
Heggins, James - 1996-97  
Heiborn, Arthur - 1921  
Heicklen, Brandon - 2017-18-19

Heinz, Joe - 1990-91-92  
Held, Paul - 1951-52-53  
Held, Spencer - 1921-22  
Helms, Bill - 1975-76  
Helzer, Daniel - 1964  
Hemmings, Dey Juan - 2007-08-09, 11  
Hemp, Ralph - 1958  
Hemphill, Charles - 1966-67  
Henderson, Atiyah - 2006-07-08  
Henderson, Bobby - 1973-74  
Henderson, Jay - 2014-15-16-17  
Henderson, Reuben - 1978-79-80  
Henley, Jack - 1949-50-51  
Henley, Sam - 1950  
Henry, Danny - 1994-95  
Henson, Steve - 1971  
Hertsch, Neil - 1982-83  
Herrill, Clair (Red) - 1949-50  
Hershey, Jay - 1935-36  
Hestor, Tom - 1921-22-23, 25  
Hewitt, Hunter - 2009-12  
Hewitt, Paul - 1987-88  
Heyward, Christian - 2014-15  
Hickman, T.J. - 2013-14  
Hicks, Brad - 1982-83-84  
Hicks, Harold - 1986  
Higashi, Hideo - 1935, 37  
Higgins, Clark - 1946  
Higgins, Dennis - 1970-71  
Higgins, Harry - 1952-53-54  
Hight, Fred - 1971-72-73  
Hight, Jim - 1966-67  
Hildreth, James - 1927-28-29  
Hill, Mike - 1977-78  
Hill, Theron - 1995  
Hillard, Lawrence - 1964-65  
Hillman, Ronnie - 2010-11  
Himphill, Kaelin - 2018-19  
Hines, Sam - 2019  
Hinton, Ken - 1975-76  
Hitt, Travis - 1973-74-75-76  
Hodge, Eric - 2005  
Hoffman, Tom - 1962-63-64  
Holder, King - 2011-12-13  
Holder, Mikah - 2014-15-16-17  
Holman, Damien - 2002  
Holmes, Donny - 1976-77  
Holmes, Vonnice - 2007-08  
Holt, Peter - 1993-94-95-96  
Home, Samson - 1972  
Homesly, Bob - 1941  
Hons, Cory - 1980  
Hooper, Mike - 1984-85-86-87  
Horn, Don - 1965-66  
Horn, Romeo - 2007-08, 11  
Houghton, Mike - 1999-00-01  
Houston, Parker - 2016-17-18-19  
Howard, Bob - 1965-66  
Howard, Kwan - 2003-04-05-06  
Howard, Thomas - 1999-00-01  
Howell, Kevin - 1981-82  
Howell, Lou - 1951  
Hoyt, Loris - 1926  
Hubbard, Warren - 1956  
Huffaker, Charles - 1961  
Hufford, Lyle - 1950  
Hughes, Everett - 1956-57  
Hughes, Jim - 1935  
Hughes, Michael - 2004-05-06-07  
Hull, James - 1957-58  
Hull, Marc - 2004-05-06-07  
Hunt, James - 1970-71  
Huth, Eric - 1979-80  
Hyatt, Mark - 1988

**I**  
Iata, Ryan - 2000-01-03  
Iavelli, Carl - 1966  
Ibe, Mike - 1990-91  
Ikonne, Eric - 2008  
Imhof, Martin - 1971  
Imo, Ed - 1976-77  
Inge, Pete - 1976-77-78-79

Ingram, Johnathan - 1999-00-01-02  
Iloja, Adrian - 1993-94-95-96  
Iosefa, Trask - 2007-08-09-10  
Irvin, Bill - 1939-40  
Ismael, Keith - 2017-18-19

**J**  
Jackson, Alfred - 1985-86-87-88  
Jackson, Harold - 1956  
Jackson, Joe - 1995-96-97-98  
Jackson, Jonas - 1972-73  
Jackson, Ken - 1972  
Jackson, Monte - 1973-74  
Jackson, Terry - 1975-76-77  
Jacobs, Ambrous - 1966-67  
Jacobs, Mel - 1974-75  
Jacquet, Nathaniel - 1995-96  
James, Lindsey - 1969-70  
James, Scotty - 2006-07  
Jantz, Jack - 1952-53  
Jasmin, Chase - 2017-18-19  
Jeffries, Kipp - 1990-91-92  
Jenkins, Dennis - 1966  
Jennings, Jim - 1988-89-90-91  
Jennings, Marcus - 1978  
Jensen, Kris - 1985-86  
Jessop, Dave - 1931-32-33  
Jessup, John - 1980-82  
Jezulin, Mike - 1980-81  
Johns, Edward - 1952-53-54  
Johns, Nathan - 1965-66  
Johnson, Alec - 2010-11-12  
Johnson, Bob - 1974-75  
Johnson, Buster - 1945  
Johnson, Chris - 1990-91-92-93  
Johnson, Dwayne - 2017-18-19-20  
Johnson, James - 1983-84  
Johnson, Ken - 1925, 27-28  
Johnson, Mark - 1975  
Johnson, Scott - 1996-97-98-99  
Johnson, Shane - 2000-02  
Johnson, Taj - 1996-97  
Johnson, Tim - 1977-78  
Johnston, Dave - 1976  
Jones, Darius - 2008  
Jones, Darryl - 1997-98  
Jones, George - 1995-96  
Jones, Harry - 1931-32  
Jones, Harry - 1959  
Jones, Jason - 1995-96  
Jones, Leonard - 1992-93-94  
Jones, Robert - 1965-66  
Jones, Steve - 1976  
Jones, Tom - 1967  
Jordan, Karl - 1957  
Jordan, LaDrue - 1969  
Jordan, Steve - 1970-71  
Jorde, Steve - 1977-78  
Joyner, Stephen - 1964-65  
Judge, Eric - 2013-14-15-16  
Jurk, Don - 1951-52  
Justice, Jeremy - 2003-04  
Justice, Walt - 1974-75  
Justman, Patrick - 2004-05-06

**K**  
Kaehler, Quinn - 2013-14  
Kafka, John - 1968-69  
Kahan, Charles - 1956  
**Kaho, Vai - 2020**  
Kahui, Kurt - 2002-03-04-05  
Kalati, Mau - 1974-75  
Kaiser, Jack - 1946-47-48  
Kaiser, Robert - 1946, 48  
Kalbach, Bart - 1986-87  
Karno, Rich - 1978  
Kaszycy, Ed - 1993-94  
Katz, Ryan - 2012  
Katzenmeyer, Dave - 1977-78  
Kawulok, Matthew - 2006-07-08-09  
Kazee, Damontae - 2013-14-15-16  
Kazee, Walter - 2009-10-11-12  
Kearney, Bryant - 1927

Keels, Mahbu - 2011-12  
Keesey, Dan - 1981  
Keiaho, Freddy - 2002-03-04-05  
Keil, Don - 1941  
Kelley, Arthur - 1930-31  
Kelley, Kyle - 2015-16  
Kelly, Jack - 1940  
Kelly, Kameron - 2014-15-16-17  
Kelly, Leonard - 1964-65  
Kelly, Percy - 1929  
Kenion, Mike - 1980  
Kentris, Jim - 1978  
Kenyon, Bill - 1942  
Kertel, Ed - 1974-75  
Ketchum, Logan - 2009-10-11  
Kilby, Chris - 1983-84-85-86  
King, James - 1958-59  
King, Preston - 2009  
Kinney, Cliff - 1964-65  
Kirk, Randy - 1985-86  
Kirovski, Tommy - 2001-02  
Kirschner, Todd - 1978  
Kita, George - 1939-40-41  
Klatt, Bobby - 1973  
Kleck, Bert - 1938-39-40  
Kline, Andrew - 1996-97-98-99  
Kmet, John - 1977-79-80  
Knight, Dan - 1984-85  
Knoles, Norman - 1932-33  
Knutson, Mike - 1986-87  
Koenig, Mark - 1991-92-93  
Kofler, Matt - 1980-81  
Kohn, Brandon - 2009  
Kollar, Ward - 1981  
Kopp, Frank - 1926  
Korsmeier, Larry - 1961-62  
Kos, Jay - 2000-01  
**Kothe, Elijah - 2018-19-20**  
Kottman, Dan - 2012  
Kracalik, Mike - 2001-02-03-04  
Kramer, Bill - 1973-74  
Kravetz, Mike - 2004, 06-07  
Krupens, Harold - 1956  
Kruse, Bill - 1939-40-41  
Kruzsch, Phill - 1941  
Krzysiak, Pat - 1979-80  
Kuljian, Tanner - 2020  
Kushner, Bill - 1988  
Kutsuris, Jon - 1985

**L**  
Lakalaka, Ronley - 2015-16-17-18  
**Lakalaka, Seyddrick - 2018-19-20**  
Lamar, David - 2012-13-14  
Lamar, James - 1977-78  
Lambert, Mike - 1973  
LaMonda, Zach - 2000-01  
Lancaster, Jeff - 1967-68  
Landis, Harold - 1945  
Langley, Everett - 1970-71  
Laolagi, Luke - 2006-07-08-09  
LaPlant, Steve - 1975-76  
Largent, Derek - 2012-13-14  
Larsen, Stephen - 2001-02-03-04  
Larson, Bo - 1976-77  
Laskowski, Daniel - 1967  
Latham, Huge - 1949-51  
Laughton, Jim - 1982, 84-85  
Lauter, Steve - 1984-85-86  
Lavender, Joe - 1971-72  
Lawanson, Sam - 1995-96  
Lawson, Kent - 1962-63-64  
Lawson, Ernie - 2007-08-09-10  
Lay, David - 1961-62-63  
Lealofi, Aloalii - 2003-04  
**Lucky, Jalil - 2019-20**  
Ledbetter, Jay - 1974-75  
Ledford, William - 1956  
Lee, Charles - 1932-33, 35  
Leja, George - 1950-51  
Lemker, Jeff - 1985-86  
Lemon, Gabe - 2010-11-12-13  
Leomiti, Carlson - 1990-91-92-93

# Letter Winners



10 BOWL GAME APPEARANCES SINCE 2010 ► 21 CONFERENCE CHAMPIONSHIPS

Leomiti, Harry - 1980  
Lessard, Isaac - 2016-17-18-19  
Levi, Marcus - 2001  
Levine, Bob - 1978-79, 81  
Lewis, Claude - 1954-55-56  
Lewis, Darrell - 1991-92-93  
Lewis, Darryn - 2008-09-10  
Lewis, Derrick - 1999-00-01  
Lewis, Eric - 1995-96-97-98  
Lewis, Jonas - 1996-97-98-99  
Lewis, Reggie - 1975  
Lightner, Dennis - 1966-67  
Lily, Rick - 1965-66  
Limahelu, Al - 1969-70  
Limebrook, Dave - 1972-73  
Linam, Delbert - 1952  
Linares, Robert - 1952-53-55  
Lindley, Ryan - 2008-09-10-11  
Lizalde, Milo - 1964  
Lobel, Blake - 2001-02-03-04  
Lockett, Colin - 2010-11-12-13  
Lomax, Trey - 2014-15-16-17  
Long, Jerome - 2008-09-10-11  
Long, Matt - 1980-81-82-83  
Long, Max - 1954  
Long, Victor - 1953-54  
Lotulelei, Leka - 2020  
Louis, John - 1990-91-92-93  
Louis, Lance - 2004-05-07-08  
Lovine, Allen - 1935-36  
Lowery, David - 1991-92-93  
Lucas, Bob - 1975  
Luke, Anthony - 2017-18  
Luster, Dave - 1985  
Lynch, Mike - 2003  
Lyons, Robert - 1951-52-53

**M**  
Mack, Farrell - 1978  
Macias, Edgar - 1996  
MacKersie, Bill - 1942  
Macon, Kevin - 1987-88-90-91  
Macklin, Isaiah - 2017-18  
Madison, Ken - 1964-65  
Magee, Albert - 1957-58-59  
Magee, Donald - 1955-56-57  
Mahmeister, James - 1946  
**Mailangi, Sefo - 2019-20**  
Maka, Va'ati - 2003-04  
Malano, Mike - 1996-97-98-99  
Malcolm, Marshall - 1951-53-55  
Manneh, Sam - 1968-69  
Manocchia, Nick - 1980  
Manos, John - 1945  
Mao, Tracey - 1988-89-90-92  
Maples, Milton - 1988-89  
Marchbanks, Ross - 2000-01  
Marden, Chance - 2012  
Marsala, John - 1976  
Marshall, Gary - 1973-74-75-76  
Martin, Brett - 2004-05-06-07  
Martin, Deric - 1999-00-01  
Martin, Dick - 1932  
Martin, Joe - 2003-04-05-06  
Martin, Larry - 1964-65  
Martin, Saladin - 1977-78  
**Martinez, Chris - 2020**  
Mascan, Larry - 1973-74, 76  
Masinick, Luke - 1983  
Mason, Greg - 1972-73  
Masthay, Mauri - 1956  
Mastin, Randy - 1978-79  
Matamua, Mike - 2009, 11  
Matheson, Doug - 1967  
Mathie, Bill - 1938-39-40  
Mathis, Ken - 1976-77  
Mathis, Kendrick - 2014-15-16  
**Matthews, Jesse - 2019-20**  
Matuszewicz, Steve - 1988-89-91-92  
Mauldin, Davion - 2008-09  
Maultsby, Kevin - 1987-88  
Maxey, Larry - 1989-90-91-92  
Maxwell, DeAndre - 1992-93-94-95

Mayhew, David - 2000-01  
Mayo, Joey - 1998-99  
Maze, Terrell - 2003-04-05-06  
McAuley, Mike - 1973  
McBeth, Allen - 1960  
McCartney, John - 1992-93-94-95  
McChristian, Julius - 1994-95-96-97  
McColl, Jim - 1939-40  
McCoy, Lloyd - 1962-63  
McCoy, Matthew - 2002-03-04  
McCreery, Bill - 1925  
McCreery, Bob - 1923-24-25  
McCullough, Carl - 2003  
McCutcheon, Freddie - 2002  
McDaniel, Vernell - 1970  
**McDonald, Caden - 2018-19-20**  
McDonald, Dwight - 1974  
**McElvane, Isaiah - 2020**  
McFadden, Leon - 2009-10-11-12  
McGee, Na'im - 2014-15-16  
McGehee, Cecil - 1956-57-58  
McGillis, Mike - 1974-75  
McGuire, Andy - 1965  
McGwire, Dan - 1989-90  
McHargue, John - 1955-56  
McKay, Mark - 1982-83  
McKay, T.J. - 2005-06-07-08  
McKechnie, Kevin - 1994-95-96-97  
McKee, Dick - 1947  
McKeever, Mac - 1982  
McMichael, Jim - 1934-35-36  
McMichael, Paul - 1931  
**McMorris, Patrick - 2019-20**  
McMorrow, Seamus - 2012-13-14  
McNanie, Sean - 1982-83  
McNeil, Rod - 1982-83  
McNeill, R. (Gray) - 1997-98-99-01  
McNeill, Mike - 1974  
McNeill, Rodney - 1997  
McPhatter, Ferman - 1949-50-51  
Meagher, E. (Mike) - 1967-68  
Mecham, Ben - 1996-97-98  
Meek, Gary - 1969-70  
Mejia, J.C. - 2003  
Meeker, Joseph - 1961-62-63  
Melifonwu, Fred - 2014  
Mella, Rob - 1984  
Mendenhall, Terry - 1969-70  
Mendez, Edward - 1963-64  
Mendez, Mario - 1961-62-63  
Merchant, Bob - 1940-41  
Meredith, Sam - 2011-12-13-14  
Merino, John - 1970  
Merrill, Bob - 1968-69  
Merrill, Tom - 1994  
Meschi, Dan - 1973-74  
Metroka, Emil - 2006  
Metzger, Art - 1936  
Meyer, Dave - 1981-82  
Miclou, Eric - 2004-05  
Mietz, Richard - 1982  
Milbrand, Lance - 1983  
Milke, G. (Bud) - 1948-49-50  
Milks, John - 1963-64  
Miller, Adam - 2004-05  
Miller, Anthony - 2009  
Miller, Bishop - 1999  
Miller, Brook - 2002-03  
Miller, Chris - 1971-72  
Miller, Frank - 1971-72  
Miller, Jeff - 1982-83  
Miller, Jimmy - 2012  
Miller, Kwayde - 2015-16  
Miller, Mark - 1977-78  
Miller, Robert - 2002-03, 06  
Milling, Jerry - 2006-07-08-09  
Mills, Lloyd - 2014-15  
Milsan, Doel - 1940  
Mims, Terry - 1986  
Minor, Claudie - 1972-73  
Minor, John - 1982-83-84-85  
Misch, Mike - 1989-90  
Mitchell, Connor - 2018-19-20

Mitchell, DeAngelo - 1987  
Mitchell, Ken - 1947  
Mitchell, Kevin - 1979-80  
Mitchell, Larry - 1970  
Mitchell, Lonny - 1997-98-99  
Mitchell, Mario - 1985-86-87-88  
Monaco, Ron - 1981  
Money maker, Robert - 1956  
Montgomery, John - 1924, 27-28  
Montgomery, Kalan - 2014-15-16  
Montgomery, Marcus - 2006  
Montler, Bonner - 1988  
Moody, Dan - 1977-78  
Moore, Aaron - 2006-07-08-09  
Moore, Damon - 2017-18  
Moore, Jason - 1994-95-96-97  
Moore, Jermaine - 2002-03  
Moore, Josh - 1994  
Moore, Johnny - 1977, 79-80  
Moore, Ken - 1983-84-85-86  
Moore, Lonnie - 1979  
Moore, Raymond - 1952-53, 56  
Moore, William - 1969-70  
Morales, Marco - 1982-83  
Moran, James - 1950  
Moran, Rich - 1980-81, 83-84  
Morehouse, Ron - 1977-78  
Moreno, David - 2000-01  
Morgan, Jeff - 1981  
Morris, Andre - 1969-70  
Morris, Cree - 1990-91  
Morris, David - 1964  
Morris, Richard - 1958-59-60  
Morris, Shane - 2008  
Morrison, Al - 1921-22  
Morrison, Kirk - 2001-02-03-04  
Morrison, Ty - 1991  
Morton, Lance - 1954  
Moses, Clark - 1987-88-89  
Moses, Clinton - 1952  
Moses, Greg - 1972-73  
Moses, Haven - 1966-67  
Moss, Robert Jr. - 1958-59-60  
Mosolf, George - 1931-32-33  
Mott, DeWitt - 1921  
Mott, Paul - 1924-25-26-27  
Mougey, Darren - 2005-06-07-08  
Meuhleisen, Gene - 1936-37  
Muema, Adam - 2011-12-13  
Muhammad, Aqeel - 1998-99  
Mulholland, Pat - 1978  
Mumy, Gene - 1953  
Munson, Calvin - 2013-14-15-16  
Murdock, Clayton - 1929-30  
Murphy, Damien - 1996-97-98  
Myatt, Jerry - 1972-73  
Myer, Richard - 1969-70

**N**  
Nadon, Adrian - 1945  
Napier, Sandy - 1970-71  
Naylor, Casey - 2001-02-03  
Neal, David - 1997-98  
Neary, Mike - 1983-84  
Nelson, Robert - 1956-57  
Nelson, Robert - 2005  
Ned, Larry - 1998-99-00-01  
Nedd, DeAngelo - 2000-01-03  
Negrete, Danny - 2003  
Nelson, Peter - 2007-08-09  
Nelson, Robert - 2006  
Nelson, William - 1946  
Nesvold, Al - 1942  
Nettles, Bill - 1938-39-40  
Nettles, Tom - 1966-67-68  
Nettles, Tony - 1989  
Nettles, Wayne - 1939-40  
Nevarez, Steve - 2002  
**Neves, Kahi - 2020**  
Newlee, Barney - 1946-47  
Newman, Ken - 1980  
Newton, Robert - 1953-54-55  
Nicholas, Danny - 1954-55

Nicholas, Osmond - 2011  
Nichols, Bert - 1937  
Nichols, Tony - 1989-90-91-92  
Nicholson, Chester - 1950-51  
Nicholson, Scottie - 1998-99  
Nielsen, Gawin - 1936-37  
Nikos, John - 1978  
Nielsen, Dan - 1995-96-97  
Niu, Sai - 1987-88-89-90  
Nixon, Chuck - 1984-85-86-87  
Nixon, Torran - 1983-84  
Noble, Lencio - 2014  
Nobles, Gary - 1981-82  
Nogle, Darold - 1972-73  
Norman, Derek - 1994  
Nottbusch, Frank - 1932-33-34  
Nuanez, Scott - 1983  
Nunez, Jim - 1940  
Nunn, Clarence - 1983, 85-86-87  
Nwansi, Ornan - 2006-07  
Nyberg, Jake - 1990-91, 93  
Nyggaard, Norm - 1952-53-54  
Nyssen, Adam - 2003

**O**  
O'Brien, Chris - 1984-85  
O'Brien, Josh - 2010  
O'Brien, Kevin - 1976  
O'Brien, Thomas - 1953  
O'Callaghan, John - 1984  
O'Connell, Kevin - 2004-05-06-07  
O'Connell, Thomas - 1927  
Oatsvall, Scott - 1992  
Odiome, Dennis - 2002  
Ogas, David - 1966-67  
Ogas, Ray - 1968-69  
Ohlin, Jerry - 1956-57-58  
Ohnesorgen, George - 1973-74  
Olander, Byron - 1967-68-69  
Olison, Rance - 1973-74  
Oliver, Clarence - 1967-68  
Oliver, Larry - 1977-78  
**Olubi, Segun - 2020**  
O'Mara, Jack - 1932-33-34  
Onuoha, Dontrell - 2011-12-13-14  
Onyeukwu, Chibu - 2017-18  
Orange, Rickey - 1976-77  
Ortega, Richard - 1951-52  
Ortiz, Robert - 2002-03-04-05  
Osborn, Nick - 2004-05-06-07  
Osborne, Andy - 1996-97  
Osgood, Kassim - 2002  
Oslin, Michael - 1967-68  
Otis, John - 1952  
Overbaugh, Jeff - 2012-13-14-15  
Overby, Ken - 1994-95  
Overton, Dayna - 1995  
Owens, Marv - 1970-71  
Owens, Keith - 1989

**P**  
Paopau, Junior - 1971  
Palmer, Garrett - 2004-05-06-07  
Palumbo, Paul - 1980  
Paredes, Andre - 1981-82-83  
Parchment, Dwayne - 2016  
Parker, Charles - 1958  
Parker, Larry - 2009-10-11  
Parker, Ricky - 1993-94-95-96  
Parker, Sherwood - 1941-42  
Parker, Thomas - 1945  
Parks, Lamont - 1987-88  
Parma, Leon - 1948-49-50  
Parrington, Trevor - 2004-05-06  
Parris, Henry - 1922  
Patterson, Zach - 1995  
Paul, Morey - 1987-88-89-90  
Pauu, Jack - 1970-71  
Pavelko, Galen - 1969-70  
Pavelko, Garret - 2000-01  
Payne, Ceasar - 1969-70  
Pearson, Dennis - 1977  
Peck, George - 1941



# Letter Winners



10 BOWL GAME APPEARANCES SINCE 2010 ► 21 CONFERENCE CHAMPIONSHIPS

LETTER WINNERS ◀ HISTORY  
AZTEC FOOTBALL MEDIA GUIDE

Penman, Lonnel - 2002-03  
Penny, Rashaad - 2014-15-16-17  
Pentoney, Lawrence - 1951-52  
Penrose, Craig - 1974-75  
Penuelas, Frank - 1936-37  
Penwarden, Roy - 1938  
Perez, Abelardo - 2010-11  
Perez, Jose - 2008-09-10  
Perkov, Kent - 1977-78  
Perry, Jason - 2001  
Perry, Larry - 1981  
Perry, Robert - 1923  
Perry, Robert - 1972  
Person, Jerry - 1979-80  
Peters, Alton - 1947-48  
Peterson, Dave - 1962-63-64  
Peterson, Elmer - 1932  
Peterson, Eric - 1994  
Peterson, Harold - 1950  
Peterson, Jim - 1972  
Peterson, Randy - 1987-88  
Peterson, Ray - 1992-93-94-95  
Peterson, Werner - 1927-28-29  
Petties, C. (Neal) - 1961-62-63  
Pettitt, Duane - 1983-86  
Phillips, Sergio - 2014-15-16  
Pierce, Sean - 1997-99-00  
Pieri, Damon - 1990-91-92  
Pierson, Gary - 1975  
Pierson, William - 1968-69  
Pieson, Curt - 1990-91  
Pifer, Del - 1968-69  
Pine, Thomas - 1950  
Pinkins, Braxton - 1955-56-57-58  
Pinkins, Eric - 2009, 11-12-13  
Pino, Chris - 2004-05  
Piper, Marvin - 1947  
Pittman, Wayne - 1991-92-93-94  
Pitts, Chester - 1999-00-01  
Pitts, Devin - 2003-04  
Pitts, Paul - 2015  
Platt, Brad - 1988  
Plum, Jim - 1983-84-85-86  
Poe, James - 1964  
Pohl, Julian - 1921-22  
Poluzzi, Louis - 1941-42  
Pompa, Michael - 1967-68  
Poole, Terry - 2013-14  
Pope, Ryan - 2016-17-18  
Pope, Sheldon - 1996-97-98-99  
Porter, Brandon - 2013-14  
Porter, Ramal - 2003-04-05-06  
Poumele, Faleselau - 2001-03-04-05  
Powers, Ellis - 1983-84-85  
Preciado, Marcus - 1990  
Prefontaine, Noel - 1995-96  
Preisler, Eddie - 1939-40  
Preston, Andrew - 2007-08-09-10  
Preston, Art - 1949-50-51  
Price, Chase - 2012-13-14-15  
Price, David - 1985  
Prim, Gary - 1973-74  
Printy, Ted - 1999  
Proctor, Thomas - 1961  
Prokop, Phillip - 1951-52-53  
Provansal, Chad - 1991-92  
Pruitt, Aaron - 1993  
Pulice, Frank - 1988  
Pumphrey, Donnel - 2013-14-15-16  
Purkins, John - 1949-50-51  
Pyles, James - 1955-56

**Q**  
Quigley, Bryce - 2010-11-12-13  
Quinlan, Volney - 1951  
Quinones, Erik - 2009

**R**  
Raaka, Bill - 1934-35  
Rachow, Judd - 1989-90-91  
Radley, Lucky - 2014  
Radovich, Nick - 1947  
Rager, Brandon - 2002-03

Rahill, Kevin - 1986  
Ramage, Scott - 1981-82  
Ramos, Leo - 1981  
Rand, Jack - 1932-33-34  
Randall, Sakimo - 1999-00-01  
Rash, Dick - 1941  
Rasmussen, Jeffrey - 1969-70  
Ray, LaVance - 2002-03  
Raye, Jimmy - 1988-89-90  
Rayford, Bennie - 1976  
Rea, Donnie - 1969-70  
Reagan, Ralph - 1975-76  
Reed, Doug - 1981-82  
Reed, Michael - 1970-71  
Reed, Troy - 1986  
Reed-Martin, Kerry - 1985-86-87-88  
Reeder, Rick - 1980-81  
Reedy, Monty - 1974-75  
Reese, Dean - 1975  
Reisinger, Bob - 1985  
Reyes, Jesus - 1996-97-98  
Reynolds, R. (Tom) - 1969-70-71  
Ricardo, Benny - 1973-74  
Riccobono, Joe - 1947-48  
Rice, Owen - 1932-33-34  
Richards, John - 1946  
Richards, Todd - 1984-85  
Richardson, Darryl - 2016-17  
Richardson, Frank - 1954-55  
**Richardson, Isaiah - 2019-20**  
Richardson, Rickey - 1977-78  
Richet, Stuart - 1925  
Richey, Kevin - 1979-80-81-82  
Ricketts, Bob - 1941  
Ricketts, Kenneth (Ed) - 1950-51  
Ricks, Randy - 2015  
Ridge, Houston - 1965  
Rimbach, Bev - 1945  
Rinehart, Mike - 1983  
Ring, Dave - 1980-82  
Rische, Tom - 2010  
Ritter, Jared - 1999-00-01-02  
Rivera, Emilio - 2008-09, 11  
Robb, Jack - 1925-26-27  
Robb, Wesley - 1951-52-53  
Robbins, Al - 1942  
Robbins, Val - 1941-42, 46  
Roberts, Adam - 2011-12-13-14  
Roberts, Don - 1981-82  
Roberts, Evan - 1932  
Roberts, Mark - 1991-92-93  
Roberts, Patrick - 1960-61-62  
Robertson, Jon - 1969-70  
Robinson, Preston - 1951  
Robinson, Steve - 1994-95-97  
Robinson, Will - 2004-05-06-07  
Robles, Dylan - 2000-01  
Rochelin, Julian - 2015-16  
Rockold, Joe - 1960-61  
Rodahoffer, Chris - 1991-92-93  
Rodriguez, Paul - 2014  
Rodriguez, Albert - 1998  
Rodriguez, Andy - 1968-69-70  
Rodriguez, Armando - 1945  
Rodriguez, Paul - 2012  
Roe, Matt - 1993-94  
Roemer, Tyler - 2017-18  
Roeszler, Greg - 1977-78  
Rogers, Bob - 1947-48  
Romain, Pierre - 2012-13-14-15  
Romero, Gary - 1961-62  
Romig, Jim - 1956-57-58  
Rosales, Antonio - 2015-16-17  
Ross, Alden - 1922  
Ross, Wayne - 1984-85-86-87  
Roth, Bill - 1925  
Rouser, Eric - 2005-06  
Rowe, Patrick - 1987-88-90-91  
Rowe, Ray - 1988-89-90-91  
Royal, Don - 1963-64-65  
Rudisill, Steve - 1991  
**Rudolph, Jay - 2020**  
Ruffa, Ed - 1923-24-25-26

Ruffin, Ezell - 2012-13-14  
Rulon, Tom - 1982-83  
Rumsey, Bill - 1928-29-30  
Runyon, Richard - 1954-55  
Russell, Bob - 1941  
Russell, Brian - 1998-99-00  
Russell, Marcus - 2011  
Russell, Shane - 2005  
Russell, Robert - 1952-53  
Russo, Sam - 1921-22, 24  
Rutley, Mark - 1982  
Ryan, Robbie - 2001-02-03  
Ryan, Robert - 1922  
Rymer, Steve - 1976  
Rzeznik, M.J. - 1996-97-98

**S**  
Sagapolutele, Pio - 1988-89-90  
Salaam, Ephraim - 1995-96-97  
Salcedo, Joe - 2015-17  
Salinger, Paul - 1962  
Sampson, Clinton - 1981-82  
Sampson, DeMarco - 2005, 08-09-10  
Sanchez, Jon - 2012-13-14  
Sandford, Nick - 2006-07-08-09  
Sandifer, Dominique - 2009-10, 12  
Sandin, Michael - 1960  
Sandoval, Armando - 1997  
Sandusky, George - 1975  
Sandusky, Jim - 1983  
Sang, Derek - 1989-90  
Sanger, Jerry - 1958-59  
Santifer, Derek - 1987  
Santoro, Seth - 2003  
Santos, Altonio - 1996-97  
Santos, Joe - 1988-89  
Santos, Todd - 1984-85-86-87  
Savage, Bob - 1978  
Savorn, Jason - 1990-91-93  
Sawaya, Al - 1956-58  
Saxon, Mike - 1982-83  
Schacklett, John - 1959-60  
Schaefer, Chris - 1978  
Schakel, Larry - 1966-67  
Schantz, Andrew - 2005-06  
Scheel, Lyman - 1921  
Scheid, Pat - 1971-72  
Schevings, Albert - 1923-24  
Schilens, Chaz - 2004-05-06-07  
Schimpf, Larry - 1956-57-58  
Schlick, Dave - 1987-88  
Schmautz, Raymond - 1964  
Schmidt, Mike - 2006-07-08  
Schmidt, Steve - 2005, 07  
Schmidt, Taylor - 2004-05  
Schmitt Tyler - 2004-05-06-07  
Schraeder, Vernon - 1931-32  
Schweitzer, Ed - 1971-73  
Scoggins, Craig - 1965-66  
Scott, Bill - 1982-83  
Scott, Darnay - 1991-92-93  
Scott, Mark - 1999  
**Scott, Rashad - 2018-19-20**  
Scroggins, Ed - 1971-73  
Scudday, Brian - 1978, 80-81  
Seabaugh, Todd - 1981-82  
Seau, Micah - 2013  
Sedberry, Stan - 2012-13  
See, Elmer - 1926  
Seiner, Bob - 1981-82  
Sefton, Walt - 1936-37  
Semenik, Alex - 1992-93  
Seminario, Joe - 1940-41-42  
Sevier, Wayne - 1961-62  
Shank, Robert - 1957-58-59  
Shankle, Damian - 2009  
Shanks, Austin - 1983-84  
Shapiro, Zachary - 2008-09  
Sharp, Winton - 1974  
Sharpe, Ricky - 1999-00-01-02  
Shaw, Buck - 1980, 82  
Shaw, Dennis - 1968-69  
Shaw, Justin - 2008

Shaw, Mike - 1973  
**Shawcroft, Michael - 2019-20**  
Shea, Paul - 1928  
Shearer, Curtis - 1992-93-94  
Shellabarger, J. (Tom) - 1969-70  
Shepard, Morris - 1941-42, 46  
Sheriff, Lon - 1999-00-01-02  
Shields, Bryan - 2010  
Shields, D.J. - 2009-10-11-12  
Shoate, Jeff - 2001-02-03  
Sholten, Ray - 1965  
Shreve, James - 1931  
Shrewsbury, Marvin - 1945  
Shults, Robert - 1990-91  
Shumate, Colin - 2010  
Shy, Don - 1965-66  
Sibbert, James - 1960  
Siluano, Rene - 2010-11-12-13  
Silva, Alberto - 1957-58  
Silverthorn, Rick - 1978  
Simcox, John - 1946-47-48  
Simmons, Dick - 1947-48-49  
Simmons, Garric - 2000-01-02  
Simmons, Jim - 1949  
Simmons, Peter - 1949-50-51  
Simmons, Ryan - 2016  
Simmons, Roy (Mike) - 1947  
Simmons, Warren - 1961-62-63  
Simjanovski, Brian - 1999-00-01-02  
Simpson, Hugh - 1954-55  
Simpson, Randy - 1965  
Sims, Chet - 1970  
Sims, Jim - 1938-39-40  
Sims, Mark - 1973-74  
Simunec, Steve - 1975  
Sinclair, Alan - 1977-78  
Sipe, Brian - 1969-70-71  
Siragusa, Nico - 2013-14-15-16  
Sironat, Moose - 1938  
Sisco, Justin - 1999-00  
Skaggs, Craig - 1985-86-87  
Skog, Jack - 1987-88  
Slack, Ron - 1986-87-88-89  
Slater, Birt - 1949-50-51  
Slater, Pearce - 2014-15  
Slaughter, Webster - 1984-85  
Slavin, Ben - 1935-36  
Smerdon, William - 1952  
Smith, Aubrey - 2008  
Smith, Avey - 1951-52  
Smith, Charles - 1925-26-27, 29  
Smith, Ed - 1925  
Smith, Edward - 1957  
Smith, Frank - 1948  
Smith, Frank - 1942  
Smith, Gene - 1945  
Smith, George - 1960  
Smith, Jordan - 2012-13-14  
Smith, Kevin - 1986  
**Smith, Kobe - 2018-19-20**  
Smith, Malik - 2013-14-15-16  
Smith, Maxwell - 2015  
Smith, Mike - 1997  
Smith, Nick - 2006  
Smith, Phil - 1981-82  
Smith, Ron - 2016-17-18  
Smith, Ronnie - 1976-77  
Smith, Shawn - 1992-93  
Smith, Turaj - 1990-91-92-93  
Smith, Taiou - 1997-98-99  
Smith, Zach - 1992-93-94-95  
Smorin, Leonard - 1954-55  
Smyth, Ed - 1935-36  
Sneed, Kevin - 1974  
Snyder, Ky - 1982  
Snyder, Waddell - 1951  
Sokoloski, Kelsey - 2007-08  
Solari, Mike - 1975-76  
Sommers, Bob - 1937  
Soto, Jonathan - 2005, 07-08-09  
**Spalding, Kyle - 2018-19-20**  
Spears, Ron - 1979-80  
Speer, George - 1952

# Letter Winners



10 BOWL GAME APPEARANCES SINCE 2010 ► 21 CONFERENCE CHAMPIONSHIPS

Spek, Jeff - 1983  
Spencer, Neil - 2007, 10  
Spencer, Waika - 2006-07-08  
Spillane, Greg - 1996-97-98-99  
Spinello, Mike - 1988  
Spinks, Brian - 2006  
Spittler, Garold - 1941-42, 46  
Squires, John - 1922-23  
Stablein, Jerry - 1979, 81  
Staggs, Jeff - 1965-66  
Stahlfeld, Edward - 1922, 24  
Stahovich, Brian - 2008-09-10-11  
Stahr, Dallas, Jr - 1969-70  
Stallings, Ramondo - 1990-91-92-93  
Stamps, Marcus - 2014-15  
Standridge, Leon - 1964-65  
Stapler, Steve - 1978-79  
Staples, Clark - 1954-55  
Stark, Victor - 1962-63  
Stauber, James - 1961-62-63  
Steen, Terrill - 1990-91-92-93  
Steigner, Martin - 1967-68  
Stein, Roger - 1935-36  
Stenson, David - 1961-62-63  
Stephenson, Eugene - 1923-24  
Stephenson, George - 1958  
Stevens, George - 1952  
Stevens, Khalid - 2010-11  
Stevens, Mike - 1982-83-84-85  
Steward, Eddie - 1970-71  
Steward, Ronald - 1953-54  
Stewart, Brad - 1974  
Stewart, Floyd - 1950-51  
Stewart, Justin - 2000  
Stewart, Michael - 2007  
Stinnet, Ken - 1970  
Stokes, Zac - 1990-91  
Storrs, Bruce - 1970-71  
Stricklin, Will - 2017-18  
Stuart, Samuel - 1960  
Stubbs, Jim - 1936  
Stubblefield, Ray - 1966  
Sturm, Brett - 2003-04-05-06  
Styles, Clifton - 2019  
Subis, Nick - 1987-88-89-90  
Sulick, Tim - 1996-97  
Sullivan, Brandon - 2007-08-09-10  
**Sullivan, TJ - 2019-20**  
Sutton, Dennis - 1971-72  
Sutton, Eric - 1991-92-93-94  
Svitenko, Steve - 1984-85  
Sykes, Gerald - 2002-03  
Symington, James - 1958-59-60  
Swain, Brett - 2004-05-06-07  
Swaney, Jason - 1989-90

**T**  
Tai, Sam - 2016  
Tamamasui, Tai - 1984-85  
Tandberg, Nate - 1997-98-99-00  
Tarleton, Michael - 1957-58, 60  
Tarr, Alfred - 1921-22  
Tate, Will - 1990-91, 93  
Tauanuu, Jacob - 2009-10  
**Tavai, Jonah - 2019-20**  
Taylor, Bill - 1978  
Taylor, Gary - 1989-90-91-92  
Taylor, Greg - 2001  
Taylor, Robert B. - 1978-79  
Taylor, Robert E. - 1979-80  
Taylor, Steve - 1964-65-66  
Tegio, Mark - 1985-86  
Tenhaeff, Nick - 2010-11-12-13  
Tereschuk, Pete - 1975  
Tezino, Kyahva - 2016-17-18-19  
Thoemmes, Wade - 1986  
**Thomas, Cameron - 2019-20**  
Thomas, Joe - 1978-79  
Thomas, Jordan - 2010-11-12-13  
Thomas, Ron - 1973  
**Thomas, Zachary - 2017, 2019-20**  
Thomerson, Jack - 1961  
Thompson, Alan - 1972-73-74

Thompson, Alex - 2004-05  
Thompson, Craigus - 1993-94-95-96  
Thompson, Eric - 1989  
Thompson, Fred - 1952  
Thompson, Jesse - 1949-50-51  
Thompson, Norman - 1937-38-39  
Thompson, Tariq - 2017-18-19-20  
Thompson, Tracy - 1982-83-84-85  
**Thompson, Trenton - 2016, 2018-19-20**  
Thompson, Tyson - 2002  
Thorn, Tim - 1972-73-74  
Thorne, Matt - 1998  
Thurston, David - 1966-67  
Thrash, Ron - 1970-71  
Timmons, Bill - 1937-38-39  
Toccagino, Giovanni - 1998  
Toledo, Jon - 2006-07, 09  
Tolver, G. (J.R.) - 1999-00-01-02  
Tom, Doug - 1993-94-95  
Tomlinson, Robert - 1946-47-48-49  
Topp, Greg - 1985  
Tracy, Hal - 1939  
Trakas, Andy - 1989-90-91-92  
Tremblay, John - 1975  
Trevillion, Fred - 2014, 2017-18  
Trevis, Gilbert - 1976  
Trickey, Beau - 2000-01-02-03  
Triplett, Gary - 1986, 88  
Trott, Mike - 1971-72  
Trujillo, Frederick - 2010-11-12  
Truvillion, James - 1998-99-00, 02  
Truxton, Quest - 2016-17  
Tuiaana, Samida - 1987-88  
Tuipala, Joseph - 1995-96-97-98  
**Tumblin, Noah - 2020**  
Turley, Kyle - 1994-95-96-97  
Turner, Dakota - 2014-15-16-17  
Turner, David - 1976-77  
Turpen, Joseph - 1967

**U**  
Ujipi, Sikoti - 2000, 2002  
Ulibarri, Josh - 2008  
**Uluave, Alama - 2018-19-20**  
Umuolo, Alston - 2007-08-09, 11  
Underwood, Marviel - 2001-02-03-04  
Uttecht, Alvin - 1967

**V**  
Van, Jason - 2000-01-03  
Van Gorkum, Leon - 1969-70  
Van Leeuwen, Wm. - 1968-69  
Van Raaphorst, Bill - 1995-96  
Vance, Mike - 1980-81  
VanderSluis, Ron - 1976-77  
Vanoni, Al - 1936-37-38-39  
Varney, Joe - 1921  
Vasquez, Armando - 1965-66  
Vasquez, A. (A.J.) - 1968-69  
Vaughn, Billy - 2014-15-16  
Vaughn, Robert - 1961-62  
Venuta, Vic - 1975  
Ventura, Manuel - 1957  
Vassey, Tom - 1977  
Vazquez, Grady - 2019  
Victor, Brant - 1978  
Victoria, Adam - 1971, 72  
Vierra, John Jr - 1957  
Vincent, Mike - 1988  
Vincent, William - 1951-52  
Vizzi, Tim - 2012-13  
Voorhis, Walt - 1983-84  
Vradenburg, Todd - 1988

**W**  
Wade, Josh - 2009-10, 12  
Walcott, Kevin - 2015-16  
Walden, Delbert - 1945  
Walker, Al - 1953-54  
Walker, Earl - 1940  
Walker, Jake - 2004  
Walker, Johnny - 1988-89-90  
Walker, Noval - 1930-31-32

Walker, Owen - 1939-40  
Walker, T.S. - 1936-37  
Wallace, Jack - 1934  
Wallace, Roberto - 2007-08-09  
Walton, Delbert - 1927-28  
Walton, Whip - 1974-75-76-77  
Ward, Bruce - 1970-71  
Ward, Herbert - 1936-37  
Ward, Terrell - 1977-78  
Wardell, Leroy - 1984-85  
Warren, Darryl - 1989  
Warren, Don - 1977-78  
Warren, Gilbert - 1961-62-63  
Warren, Glenn - 1930-31-32  
Warren, Vince - 1982-83-84-85  
Warring, Kahale - 2017-18  
Washington, H. (Ted) - 1966-67  
Washington, Juwan - 2016-17-18-19  
Washington, Mike - 1979  
Waters, Mike - 1983-84  
Watkins, Jermaine - 1998-99  
Watley, Ira - 1973-74  
Watson, Adam - 2003  
Watson, Jeff - 1979-80  
Watson, Jordan, 2015  
Watson, Justin - 1995-96-97  
Watters, Willie - 2009  
Weathers, Carl - 1968-69  
Webb, Bob - 1942  
Webb, Dick - 1937-38-39  
Webb, Jeff - 2001-03-04-05  
Weber, Richard - 1967-68  
Weems, Craig - 1993-94-95  
Weller, Wendell - 1949  
Wells, David - 2014-15-16-17  
Wells, Kevin - 1985-86-87-88  
Wells, Mike - 1982-83  
Wells, Remond - 1980  
Wenzel, Ralph - 1964-65  
Werley, Robert - 1945  
Wesber, Darius - 1998-99  
Wesley, Mekell - 2006-07-08-09  
Wesselman, John - 1987-88-89  
West, James - 1923-24  
West, Robert - 1970-71  
Westling, Drew - 2008  
Weymiller, Toby - 1989-90  
Whelan, James - 1954-55  
Whigham, Frank - 1941  
Whitaker, Frank - 1941  
White, Dana - 1974-75  
White, Howard - 1942  
White, James - 1970  
White, John - 1976  
**White, Kyron - 2020**  
White, Terry - 1974  
Whitefield, Hershell - 1965-66  
Whitfield, Barry - 1984  
Whitley, Wayne - 1957-58-59  
Whitman, Robert - 1995-96  
Whittaker, J.J. - 2013-14-15  
Whittington, David - 1959-60  
Wilder, Mike - 1983-84-85-86  
Wilks, Jim - 1980  
Williams, B.J. - 2007-08-09-10  
Williams, Brad - 1979-80-81  
Williams, Chris - 1998-99-00  
Williams, Derrick - 1988-89  
Williams, George - 1980-81  
Williams, Henry - 1977-78  
Williams, John - 1965-66  
Williams, Jeryl - 1986-87  
**Williams, Kaegun - 2018-19-20**  
Williams, Keith - 1990-91-92-93  
Williams, Mike - 1998-99  
Williams, Ray - 1975  
Williams, Ross - 2011  
Williams, Thomas - 1967-68  
Williams, Wesley - 2003-04  
Williamson, Greg - 1984-85-86  
Williford, Sam - 1991-92-93  
Willis, Don - 1973-74  
**Wilson, Alex - 2018-19-20**

Wilson, Art - 1928-29  
Wilson, Charles - 1934  
Wilson, Eric - 2019-20  
Wilson, Gary - 1966-67  
Wilson, George - 1921-22  
Wilson, Harlan - 1927-28  
Wilson, Jack - 1929  
Wilson, Ted - 1932-33-34  
Wilson, Tim - 2017-18  
Wilson, Milt - 1986-87-88-89  
Wilson, Thomas - 1945, 48-49-50  
Windham, Daniel - 1995-96  
Wingo, Donnell - 1982  
Winkler, Richard - 1961  
Wittler, Jon - 1965-66  
Wolf, James - 1960  
Wollenhaupt, Dave - 1945  
Wood, Alonzo - 1955-56  
Wood, Ernest - 1967-68  
Woods, Kyree - 2016-17-18-19  
Woodard, Glen - 1952-53-54  
Woodard, Lon - 1968-69  
Woodruff, Pat - 1985  
Woolich, Ray - 1975  
Woolsey, Chad - 2017-18  
Worden, Stewart - 1942, 46-47  
Wortiska, Charlie - 1974-75  
Wright, Alva - 1971-72  
Wright, Brandon - 2012  
Wright, Clark - 1967-68  
Wright, Nate - 1967-68  
Wright, T.C. - 1990-91  
Wright, Tyron - 1994-95  
Wu, James - 1997-98  
Wulfemeyer, Tim - 1971-72  
Wulff, Lee - 1922-23  
Wurth, Tom - 1989  
Wyatt-Thayer, Austin - 2015-16

**Y**  
Yamamoto, John - 1928-29-30  
Yamamoto, Paul - 1931-32  
Yarberry, George - 1945  
Yarbrough, Darryl - 1978-79-80-81  
Yarbrough, Marcus - 2007-08-09-10  
Yates, Russell - 1930  
Yoshida, Lane - 2008-09  
Young, Antwone - 1997-98-99  
Young, Chad - 2010-11-12-13  
Young, David - 1955  
Young, Ralph - 1923-24  
Youngs, Tyrone - 1970-71  
Yount, Jack - 1935-36

**Z**  
Ziegler, Marc - 1991-92-93-94  
Zinser, Glenn - 1937-38  
Zumstein, Louie - 1991, 93-94

*Bold indicates a current Aztec on the 2021 roster*



# All-Time Scores



10 BOWL GAME APPEARANCES SINCE 2010 ▶ 21 CONFERENCE CHAMPIONSHIPS

ALL-TIME SCORES < HISTORY

## 1921 4-6; 1-3 SCJCC (4TH)

Home: 4-3, Away: 0-3  
Head Coach: C.E. Peterson

10/1	Army-Nav. Academy J.C.	W	6-0
10/6	Reserve Destroyers	L	0-3
10/13	U.S.S. Birmingham	L	0-14
10/15	Naval Air	L	7-12
10/19	U.S.S. Birmingham	W	14-6
10/21	Army-Navy Academy	W	12-0
10/28	at Santa Ana J.C.*	L	0-26
11/4	at Fullerton J.C.*	L	0-20
11/21	Chaffey J.C.*	W	14-0
11/19	at Riverside J.C.*	L	7-19
Total Points			60-100

## 1922 6-4; 4-0 SCJCC (1ST)

Home: 3-4, Away: 3-0  
Head Coach: C.E. Peterson

9/19	San Diego Marines	W	18-0
9/22	Coronado H.S.	W	39-0
9/26	Fleet Air	L	6-7
9/30	Occidental College	L	7-33
10/7	UCLA	L	6-25
10/21	Whittier College	L	7-33
11/4	at Santa Ana J.C.*	W	50-0
11/10	at Fullerton J.C.*	W	31-0
11/24	Riverside J.C.*	W	20-6
11/30	at Chaffey J.C.*	W	6-0
Total			191-104

## 1923 8-2; 2-0 SCJCC (1ST)

Home: 7-1, Away: 1-1  
Head Coach: C.E. Peterson

9/29	U.S.S. Melville	W	10-3
10/6	Occidental	L	7-33
10/13	at UCLA	L	0-12
10/19	San Diego Marines	W	14-3
10/27	at Riverside J.C.*	W	39-3
11/3	Santa Barbara State	W	38-13
11/12	Santa Ana J.C.*	W	26-6
11/17	San Diego Marines	W	34-7
11/24	La Verne	W	27-0
11/29	Fresno State	W	12-2
Total			207-82

## 1924 7-1-2; 3-0 SCJCC (1ST)

Home: 5-0-1, Away: 2-1-1  
Head Coach: C.E. Peterson

10/4	San Diego Marines	W	30-0
10/11	California Christian	W	54-6
10/18	Redlands	W	13-0
10/25	at La Verne	T	7-7
11/1	Riverside J.C.*	W	6-0
11/5	at El Centro J.C.*	W	58-0
11/8	at Santa Barbara State	W	42-6
11/15	UCLA	T	13-13
11/22	Santa Ana J.C.*	W	26-14
11/27	at Fresno State	L	0-7
Total			249-53

## 1925 5-3-1; INDEPENDENT

Home: 3-2-1, Away: 2-1  
Head Coach: C.E. Peterson

9/26	at UCLA	L	0-7
10/3	at Redlands	W	10-0
10/25	Caltech	W	10-6
10/24	Whittier	W	24-0
10/31	Loyola	L	9-13
11/7	at Santa Barbara State	W	10-0
11/14	San Diego Marines	T	14-14

11/21	California Christian	W	14-6
11/26	La Verne	L	7-13
Total			108-59

## 1926 3-4-1; 1-3-1 SCIAC (7TH)

Home: 3-2-1, Away: 0-2  
Head Coach: C.E. Peterson

10/2	at Pomona*	L	6-20
10/9	at UCLA*	L	7-42
10/16	Redlands*	W	14-9
10/23	California Christian	W	21-16
10/30	Fresno State	L	7-28
11/6	Santa Barbara State	W	16-0
11/13	La Verne*	T	7-7
11/25	Whittier*	L	0-28
Total			78-150

## 1927 4-3; 2-3 SCIAC (T-5TH)

Home: 2-2, Away: 2-1  
Head Coach: C.E. Peterson

10/1	California Christian	W	71-0
10/8	at Redlands*	W	32-0
10/15	Caltech*	L	13-17
10/29	Pomona*	L	12-18
11/5	at Whittier*	L	7-25
11/12	at Santa Barbara State	W	16-13
11/24	La Verne*	W	39-6
Total			190-79

## 1928 3-3; 2-3 SCIAC (5TH)

Home: 2-2, Away: 1-1  
Head Coach: C.E. Peterson

10/13	Occidental*	L	7-20
10/27	Whittier*	W	34-12
11/3	at California Christian	W	18-13
11/10	La Verne*	W	40-0
11/17	at Pomona*	L	0-27
11/29	Caltech*	L	12-33
Total			111-105

## 1929 3-5; 1-5 SCIAC (6TH)

Home: 3-3, Away: 0-2  
Head Coach: C.E. Peterson

9/28	California Christian	W	26-18
10/5	at Whittier*	L	7-13
10/12	at Redlands*	L	0-7
10/19	Santa Barbara State	W	7-6
11/2	Occidental*	L	0-20
11/9	La Verne*	W	35-0
11/6	Pomona*	L	0-13
11/28	Caltech*	L	6-19
Total			81-96

## 1930 5-4; 3-3 SCIAC (3RD)

Home: 3-4, Away: 2-0  
Head Coach: W.B. Harreid

9/25	San Diego Marines JV	W	39-0
10/3	at Pomona*	W	6-0
10/11	California Christian	W	19-0
10/17	at Occidental*	W	14-7
10/25	La Verne*	W	14-6
11/1	Whittier*	L	13-19
11/8	Redlands*	L	0-6
11/15	Submarines Pacific	L	7-13
11/27	Caltech* (HC)	L	0-20
Total			112-71

## 1931 5-3-2; 2-2-1 SCIAC (T-4TH)

Home: 0-3-2, Away: 5-0  
Head Coach: W.B. Harreid

9/19	Alumni	T	0-0
9/25	at Arizona	W	8-0
10/2	at California Christian	W	27-0
10/9	Occidental*	L	2-13
10/16	Redlands*	T	6-6
10/23	at Whittier*	W	7-0
10/31	at Pomona*	W	6-0
11/11	San Diego Marines	L	0-13
11/26	Caltech* (HC)	L	0-13
12/5	at Fresno State	W	15-0
Total			71-45

## 1932 3-5-1; 2-4-1 SCIAC (5TH)

Home: 2-4-1, Away: 1-1  
Head Coach: W.B. Harreid

9/23	Santa Barbara State*	L	2-6
10/1	at Pomona*	W	13-0
10/8	La Verne*	L	12-15
10/22	Occidental*	T	0-0
10/28	at Redlands*	L	6-19
11/5	Whittier*	L	14-19
11/11	San Diego Marines	L	0-14
11/19	Arizona	W	13-0
11/26	Caltech* (HC)	W	20-0
Total			80-72

## 1933 4-4-1; 4-2-1 SCIAC (4TH)

Home: 2-2, Away: 2-2-1  
Head Coach: W.B. Harreid

9/23	at UCLA	L	0-13
9/30	San Diego Marines	L	0-34
10/6	at Whittier*	T	0-0
10/14	Pomona*	W	10-0
10/20	at La Verne*	W	6-0
10/27	Redlands*	L	0-13
11/10	at Santa Barbara State*	W	6-0
11/18	at Occidental*	L	0-12
11/25	Caltech* (HC)	W	37-0
Total			59-72

## 1934 3-5-1; 2-1-1 SCIAC (2ND)

Home: 2-3, Away: 1-2-1  
Head Coach: W.B. Harreid

9/22	at UCLA	L	0-20
9/28	at Arizona	L	0-7
10/6	Army-Nav. Academy J.C.	W	19-7
10/13	Occidental*	W	20-7
10/19	at La Verne*	T	0-0
11/3	Whittier*	L	6-26
11/10	Loyola	L	3-19
11/17	at Redlands*	W	7-6
11/29	Arizona State	L	6-14
Total			61-106

## 1935 3-4-1; 2-2-1 SCIAC (T-3RD)

Home: 3-2-1, Away: 0-2  
Head Coach: Leo Calland

10/5	Santa Barbara State*	T	7-7
10/12	Occidental*	L	0-7
10/19	La Verne*	W	14-6
10/25	at Whittier*	L	0-13
11/9	Loyola	W	6-0
11/16	Redlands*	W	13-7
11/28	at San José State	L	9-24
12/7	Pacific	L	6-19
Total			55-83

AZTEC FOOTBALL MEDIA GUIDE

# All-Time Scores



10 BOWL GAME APPEARANCES SINCE 2010 ▶ 21 CONFERENCE CHAMPIONSHIPS

## 1936 6-1-1; 5-0 SCIAC (1ST)

Home: 4-1, Away: 2-0-1

Head Coach: Leo Calland

10/3	Occidental*	W	7-0
10/10	La Verne*	W	35-6
10/17	at Redlands*	W	27-7
10/24	San José State	W	14-6
10/31	at New Mexico State	T	7-7
11/11	San Diego Marines	L	0-14
11/21	Santa Barbara State* (HC)	W	9-8
11/28	at Whittier*	W	19-14
Total			118-62

## 1937 7-1; 4-1 SCIAC (1ST)

Home: 5-1, Away: 2-0

Head Coach: Leo Calland

10/2	Occidental*	W	3-0
10/9	Whittier*	W	6-0
10/16	La Verne*	W	26-0
10/23	New Mexico State	W	20-0
11/6	Redlands* (HC)	L	9-10
11/11	San Diego Marines	W	6-0
11/20	at Santa Barbara State*	W	13-0
11/25	at San José State	W	7-6
Total			90-16

## 1938 5-2-1; 3-2-1 SCIAC (3RD)

Home: 3-2, Away: 2-0-1

Head Coach: Leo Calland

9/24	U.S.S. New Mexico	W	29-20
10/1	Occidental*	W	8-0
10/8	at Whittier*	T	6-6
10/15	Pomona* (HC)	L	0-9
10/22	at Redlands*	W	14-7
10/29	San José State*	L	0-14
11/11	San Diego Marines	W	9-0
11/19	at Santa Barbara State*	W	16-13
Total			82-69

## 1939 2-7; 0-2 CCAA (4TH)

Home: 2-6, Away: 0-1

Head Coach: Leo Calland

9/21	Arizona State	L	0-20
9/29	Redlands	W	26-0
10/6	Occidental	W	10-6
10/13	at San José State*	L	0-42
10/28	Pomona (HC)	L	6-12
11/4	Whittier	L	12-23
11/11	San Diego Marines	L	6-13
11/15	Hawai'i	L	0-13
11/25	Santa Barbara State*	L	0-19
Total			60-148

## 1940 5-3-1; 1-1-1 CCAA (T-2ND)

Home: 3-1-1, Away: 2-2

Head Coach: Leo Calland

9/27	Pomona	W	33-3
10/4	Occidental	W	20-0
10/11	at San José State*	L	0-10
10/19	Redlands (HC)	W	20-14
10/25	Fresno State*	T	0-0
11/8	San Diego Marines	L	6-20
11/16	at Whittier	W	33-6
11/23	at Santa Barbara State*	W	9-7
12/7	at Hawai'i	L	7-33
Total			128-87

## 1941 6-4; 0-3 CCAA (4TH)

Home: 5-3, Away: 1-1

Head Coach: Leo Calland

9/26	Pomona	W	6-0
10/4	Occidental	W	7-6
10/10	San José State*	L	0-20
10/18	Redlands (HC)	W	12-3
10/25	at Fresno State*	L	0-26
11/7	Camp Haan	L	0-6
11/14	Caltech	W	44-6
11/21	at Whittier	W	18-7
11/28	Santa Barbara State*	L	6-7
12/5	Pacific	W	12-6
Total			105-87

## 1942 0-6-1; 0-2 CCAA (UNAVAILABLE)

Home: 0-4-1, Away: 0-2

Head Coach: John Eubank

10/3	Pomona	T	6-6
10/11	Fresno State*	L	0-66
10/17	Redlands	L	12-14
10/25	March Field Flyers	L	6-39
10/31	at Cal Poly SLO	L	13-32
11/8	at San José State*	L	0-26
11/14	Whittier (HC)	L	13-28
Total			50-211

## 1943-44

No team due to World War II

Head Coach: John Eubank

## 1945 2-5; 1-1 CCAA (UNAVAILABLE)

Home: 1-1, Away: 1-4

Head Coach: Bob Breitbart

9/29	at Redlands	L	6-7
10/6	Caltech*	L	20-32
10/20	at Arizona	L	0-46
10/27	at Fresno State	W	7-0
11/3	Pomona* (HC)	W	26-6
11/11	at Nevada	L	6-44
11/17	at Arizona	L	0-28
Total			65-163

## 1946 6-4; 2-3 CCAA (5TH)

Home: 3-3, Away: 3-1

Head Coach: Bill Terry

9/28	Pomona	W	34-0
10/5	Cal Poly SLO*	L	13-21
10/12	at Whittier	W	35-7
10/19	Nevada	L	0-26
10/26	Fresno State*	W	7-0
11/2	Occidental (HC)	W	21-12
11/8	at Loyola	W	20-7
11/16	San José State*	L	0-6
11/23	at UC Santa Barbara*	W	9-7
11/30	at Pacific*	L	13-19
Total			152-105

## 1947 7-3-1; 2-2-1 CCAA (4TH)

Home: 6-1, Away: 1-1-1, Neutral: 0-1

Head Coach: Bill Schutte

9/19	at Utah State	W	24-19
10/4	Cal Poly SLO*	W	56-13
10/11	at Pacific*	L	0-13
10/18	Occidental	W	14-0
10/25	San José State*	L	7-32
11/1	at Fresno State*	T	7-7
11/8	Loyola	W	13-12
11/15	Whittier (HC)	W	19-0
11/22	Brigham Young	W	32-7

11/29	UC Santa Barbara*	W	19-0
<b>1948 HARBOR BOWL (Balboa Stadium; San Diego, Calif.)</b>			
1/1	Hardin-Simmons	L	0-53
Total			191-156

## 1948 4-7; 1-4 CCAA (T-5TH)

Home: 3-3, Away: 1-4

Head Coach: Bill Schutte

9/18	at Brigham Young	L	6-14
9/25	at Arizona	L	6-14
10/2	Redlands	W	38-7
10/9	Pacific*	L	14-41
10/16	Pepperdine	W	7-6
10/30	Loyola	L	6-20
11/6	Fresno State*	L	6-7
11/12	at San José State*	L	13-21
11/20	at Cal Poly SLO*	W	28-14
11/27	at UC Santa Barbara*	L	6-27
12/4	Utah State (HC)	W	28-19
Total			158-190

## 1949 6-3; 3-1 CCAA (2ND)

Home: 4-3, Away: 2-0

Head Coach: Bill Schutte

10/1	at Pepperdine	W	9-7
10/8	Pomona	W	33-13
10/15	New Mexico State	W	39-18
10/22	Pacific	L	14-62
10/29	Loyola	L	20-34
11/5	at Fresno State*	W	18-7
11/12	San José State*	L	0-40
11/19	Cal Poly SLO**	W	40-19
11/24	Santa Barbara* (HC)	W	22-0
Total			195-200

## 1950 5-3-1; 3-0-1 CCAA (1ST)

Home: 2-1-1, Away: 3-2

Head Coach: Bill Schutte

9/20	at Hawai'i	W	49-27
9/29	at San José State	L	0-26
10/7	San Diego Marines	L	14-28
10/14	Pepperdine*	W	28-14
10/21	Fresno State*	T	20-20
10/28	Pomona (HC)	W	49-20
11/4	at Arizona State	L	13-31
11/18	at Cal Poly*	W	12-8
11/25	at Santa Barbara*	W	28-12
Total			212-186

## 1951 10-0-1; 4-0 CCAA (1ST)

Home: 5-0-1, Away: 5-0

Head Coach: Bill Schutte

9/21	at San Francisco State	W	32-14
9/29	Submarines Pacific	W	37-21
10/6	Cal Poly SLO*	W	32-13
10/13	San Diego Marines	W	34-18
10/20	Arizona State (HC)	T	27-27
10/27	Cal State L.A.*	W	64-0
11/3	at Fresno State	W	13-7
11/10	at Redlands	W	46-14
11/16	at Pepperdine*	W	27-6
11/22	UC Santa Barbara*	W	40-0

## 1951 PINEAPPLE BOWL (Honolulu, Hawaii)

1/1	at Hawai'i	W	34-13
Total			386-134

## 1952 4-5; 2-2 CCAA (3RD)

Home: 4-3, Away: 0-2

Head Coach: Bill Schutte

9/27	San José State	L	6-47
------	----------------	---	------

# All-Time Scores



10 BOWL GAME APPEARANCES SINCE 2010 ▶ 21 CONFERENCE CHAMPIONSHIPS

ALL-TIME SCORES < HISTORY

10/4	at Cal Poly SLO*	L	18-20
10/11	Pepperdine*	W	33-13
10/18	Redlands	W	27-12
10/25	Cal State L.A.*	W	41-26
11/1	Fresno State	L	33-49
11/8	San Francisco State	W	39-28
11/17	San Diego Marines (HC)	L	21-51
11/21	at UC Santa Barbara*	L	20-21
Total			238-267

## 1953 5-3-1; 3-1-1 CCAA (2ND)

Home: 3-2, Away: 2-1-1

Head Coach: Bill Schutte

9/26	Hawaii	W	40-7
10/3	Cal Poly SLO*	L	12-33
10/10	at Pepperdine*	W	6-0
10/17	at New Mexico	L	12-41
10/23	at Cal State L.A.*	W	40-13
10/31	at Fresno State*	T	27-27
11/7	Occidental (HC)	W	14-7
11/14	San Diego Marines	L	7-14
11/21	UC Santa Barbara*	W	72-0
Total			230-142

## 1954 5-4; 2-2 CCAA (2ND)

Home: 4-2, Away: 1-2

Head Coach: Bill Schutte

9/25	New Mexico	L	7-28
10/2	at Cal Poly SLO*	L	14-26
10/8	at San Francisco State	L	10-12
10/16	San Diego Marines	W	14-0
10/23	Cal State L.A.* (HC)	W	38-0
10/30	Fresno State*	L	0-20
11/13	Pepperdine	W	20-12
11/20	at UC Santa Barbara*	W	33-14
11/27	Whittier	W	41-28
Total			177-140

## 1955 2-8; 1-1 CCAA (UNAVAILABLE)

Home: 2-3, Away: 0-5

Head Coach: Bill Schutte

9/25	at Pepperdine	L	0-21
10/1	Cal Poly SLO*	L	6-12
10/8	at Pomona	L	20-28
10/15	Arizona State	L	0-46
10/22	San Diego NTC	W	14-12
10/29	San Francisco State (HC)	W	7-6
11/5	at Fresno State*	L	6-20
11/12	at New Mexico State	L	6-26
11/19	San Diego Marines	L	0-32
11/26	at Whittier	L	6-28
Total			65-231

## 1956 4-3-2; 2-1 CCAA (T-2ND)

Home: 1-1-2, Away: 3-2

Head Coach: Paul Governali

9/29	Pepperdine	W	27-7
10/5	at San Francisco State	W	26-6
10/13	at Cal Poly SLO*	W	7-6
10/20	San José State	T	27-27
10/27	San Diego Marines	T	19-19
11/3	at Arizona State	L	0-61
11/10	at UC Santa Barbara*	W	30-7
11/17	Fresno State*	L	7-50
11/24	at New Mexico	L	6-34
Total			149-217

## 1957 2-7; 0-2 CCAA (5TH)

Home: 1-4, Away: 1-3

Head Coach: Paul Governali

9/21	Pacific*	L	6-32
9/28	San Francisco State	W	14-13
10/5	at La Verne	W	38-0
10/12	San Diego Marines	L	7-20
10/19	at San José State	L	0-46
10/26	Arizona State	L	0-66
11/2	at Fresno State*	L	0-27
11/9	Hawaii Marines	L	0-25
11/15	at Pepperdine	L	12-14
Total			77-243

## 1958 3-5; 2-3 CCAA (4TH)

Home: 2-3, Away: 1-2

Head Coach: Paul Governali

9/20	at UC Santa Barbara*	L	0-25
9/27	Pepperdine	W	6-0
10/3	at Long Beach State	W	20-12
10/18	Cal State L.A.*	W	7-0
11/1	Fresno State* (HC)	L	20-22
11/8	San Diego Marines	L	0-25
11/15	at Cal Poly SLO*	L	14-48
11/22	Pacific*	L	17-68
Total			84-200

## 1959 1-6-1; 0-5 CCAA (6TH)

Home: 0-4, Away: 1-2-1

Head Coach: Paul Governali

9/26	Cal State L.A.*	L	3-21
10/3	Cal Poly SLO*	L	6-13
10/10	at Long Beach State*	L	6-14
10/17	at Redlands	W	19-15
10/31	at Fresno State*	L	13-38
11/7	UC Santa Barbara* (HC)	L	7-29
11/14	at Pepperdine	T	14-14
11/21	San Diego Marines	L	6-64
Total			74-108

## 1960 1-6-1; 0-5 CCAA (6TH)

Home: 1-3-1, Away: 0-3

Head Coach: Paul Governali

9/24	Cal State L.A.*	L	14-24
10/1	at Cal Poly SLO*	L	6-34
10/8	at Long Beach State*	L	0-28
10/15	Redlands	T	0-0
10/22	at UC Santa Barbara*	L	6-8
10/29	Fresno State* (HC)	L	0-60
11/5	Pepperdine	W	27-20
11/12	San Diego Marines	L	0-33
Total			53-207

## 1961 7-2-1; 2-2-1 CCAA (4TH)

Home: 5-1, Away: 2-1-1

Head Coach: Don Coryell

9/23	at Cal State L.A.*	T	13-13
9/30	Cal Poly SLO*	W	9-6
10/7	Long Beach State*	L	15-17
10/14	at Redlands	W	32-20
10/21	UC Santa Barbara* (HC)	W	21-6
10/28	at Fresno State*	L	6-27
11/4	at Pepperdine	W	21-6
11/11	Cal Western	W	54-34
11/18	Univ. of San Diego	W	42-12
11/27	San Diego Marines	W	18-13
Total			231-154

## 1962 8-2; 6-0 CCAA (1ST)

Home: 5-2, Away: 3-0

Head Coach: Don Coryell

9/15	Cal Poly Pomona	L	6-13
9/22	Cal State L.A.*	W	26-14
9/29	at Cal Poly SLO*	W	35-14
10/6	at Long Beach State*	W	36-8
10/13	Redlands	W	39-0
10/19	at UC Santa Barbara*	W	46-8
10/27	Fresno State*	W	29-26
11/3	CSUN*	W	39-0
11/10	Pacific (HC)	W	32-18
11/17	San Diego Marines	L	6-34
Total			294-135

## 1963 7-2; 4-1 CCAA (1ST)

Home: 4-1, Away: 3-1

Head Coach: Don Coryell

9/28	Cal Poly Pomona	W	42-7
10/5	Cal Poly SLO*	W	69-0
10/12	Long Beach State*	W	33-8
10/19	at Cal State L.A.*	L	30-43
10/26	UC Santa Barbara (HC)	W	42-14
11/2	at Fresno State*	W	34-6
11/9	at Pacific	W	34-18
11/16	at CSUN*	W	21-6
11/30	San Diego Marines	L	12-16
Total			317-118

## 1964 8-2; 4-1 CCAA (2ND)

Home: 4-1, Away: 4-1

Head Coach: Don Coryell

9/19	at Cal Poly Pomona	W	53-8
9/26	San Francisco State	W	54-0
10/3	at Cal Poly SLO*	W	59-7
10/10	at Long Beach State*	W	45-8
10/17	Cal State L.A.*	L	0-7
10/24	at UC Santa Barbara	W	50-9
10/31	Fresno State*	W	44-6
11/14	CSUN* (HC)	W	53-0
11/21	Cal Western	W	50-6
11/28	at San José State	L	15-20
Total			423-71

## 1965 8-2; 3-2 CCAA (3RD)

Home: 5-1, Away: 3-1

Head Coach: Don Coryell

9/18	Pacific	W	46-6
9/25	Akron	W	41-0
10/2	Cal Poly SLO*	W	41-0
10/9	Long Beach State*	L	32-35
10/16	at Cal State L.A.*	L	12-26
10/23	Cal Poly Pomona (HC)	W	41-13
10/30	at Fresno State*	W	26-7
11/13	at CSUN*	W	50-0
11/20	at Northern Arizona	W	20-0
11/27	Cal Western	W	44-0
Total			353-87

## 1966 11-0; 5-0 CCAA (1ST)

Home: 6-0, Away: 4-0, Neutral 1-0

Head Coach: Don Coryell

9/17	Mexico Polytechnic	W	45-0
9/24	at Weber State	W	38-34
10/1	at Cal Poly SLO*	W	14-13
10/8	at Long Beach State*	W	21-18
10/19	at San José State	W	25-0
10/29	Fresno State*	W	34-13
11/5	North Dakota State	W	36-0
11/12	CSUN*	W	21-0

AZTEC FOOTBALL MEDIA GUIDE



# All-Time Scores



10 BOWL GAME APPEARANCES SINCE 2010 ▶ 21 CONFERENCE CHAMPIONSHIPS

11/19	Northern Arizona (HC)	W	16-8
11/26	Cal State L.A.*	W	39-12
<b>1966 CAMELLIA BOWL (Hughes Stadium, Sacramento, Calif.)</b>			
12/10	vs. Montana State	W	28-7
Total			317-105

## 1967 10-1; 5-0 CCAA (1ST)

Home: 5-1, Away: 4-0, Neutral 1-0  
Head Coach: Don Coryell

9/15	Tennessee State	W	16-8
9/23	Weber State	W	58-12
9/30	Cal Poly SLO*	W	26-20
10/7	Long Beach State*	W	20-7
10/14	at Cal State L.A.*	W	28-0
10/21	at Northern Illinois	W	47-6
10/28	at Fresno State*	W	28-21
11/11	at CSUN*	W	30-21
11/18	Montana State (HC)	W	14-3
11/25	Utah State	L	25-31
<b>1967 CAMELLIA BOWL (Hughes Stadium, Sacramento, Calif.)</b>			
12/9	vs. San Francisco State	W	27-6
Total			319-135

## 1968 9-0-1; INDEPENDENT

Home: 8-0-1, Away: 1-0  
Head Coach: Don Coryell

9/14	Texas-Arlington	W	23-18
9/20	Northern Illinois	W	40-21
9/28	at Montana State	W	34-22
10/12	Texas Southern	W	42-23
10/19	Cal State L.A.	W	37-14
10/26	San José State (HC)	W	48-6
11/2	Fresno State	W	42-12
11/9	Southern Mississippi	W	68-7
11/23	Tennessee State	T	13-13
11/30	Utah State	W	30-19
Total			377-155

## 1969 11-0; 6-0 PCAA (1ST)

Final National Ranking: 18 (UPI)  
Home: 6-0, Away: 4-0, Neutral: 1-0  
Head Coach: Don Coryell

9/27	Cal State L.A.*	W	49-0
10/4	at San José State*	W	55-21
10/11	at West Texas State	W	24-14
10/18	at Texas-Arlington	W	27-10
10/25	UC Santa Barbara*	W	55-13
11/1	at Fresno State*	W	48-20
11/8	Pacific*	W	58-32
11/15	New Mexico State	W	70-21
11/22	North Texas State (HC)	W	42-24
11/29	--/18 Long Beach State*	W	36-32
<b>1969 PASADENA BOWL (Rose Bowl, Pasadena, Calif.)</b>			
12/6	--/19 vs. Boston U.	W	28-7
Total			492-194

## 1970 9-2; 5-1 PCAA (1ST)

Home: 6-2, Away: 3-0  
Head Coach: Don Coryell

9/12	at Northern Illinois	W	35-3
9/19	at Northern Texas State	W	23-0
9/26	Cal State L.A.*	W	35-0
10/3	--/20 Brigham Young	W	31-11
10/10	--/20 Southern Mississippi	W	41-14
10/17	--/19 San José State*	W	32-6
10/31	14/14 Fresno State*	W	56-14
11/7	14/14 at Pacific*	W	14-13
11/14	14/17 UC Santa Barbara*	W	64-7
11/20	14/14 Long Beach State*	L	11-27
11/28	--/19 Iowa State	L	22-28
Total			364-123

## 1971 6-5; 2-3 PCAA (T-4TH)

Home: 5-2, Away: 1-3  
Head Coach: Don Coryell

9/25	at Southern Mississippi	L	0-10
10/2	Northern Illinois	W	30-10
10/9	Pacific*	W	14-7
10/16	at UC Santa Barbara*	W	27-23
10/22	Utah State	W	36-20
10/30	at Fresno State*	L	10-17
11/6	at San José State*	L	7-45
11/13	Long Beach State* (HC)	L	7-12
11/20	Arizona	W	39-10
11/27	Iowa State	L	31-48
12/4	North Texas State	W	44-28
Total			245-230

## 1972 10-1; 4-0 PCAA (1ST)

Final National Ranking: 20 (UPI)  
Home: 7-0, Away: 3-1  
Head Coach: Don Coryell

9/8	Oregon State	W	17-8
9/23	at North Texas State	W	25-0
9/30	at Kent State	W	14-0
10/7	San José State*	W	23-12
10/14	at Houston	L	14-49
10/21	Bowling Green	W	35-19
10/28	Fresno State*	W	21-14
11/4	West Texas State	W	37-6
11/11	Pacific*	W	20-7
11/25	at Long Beach State*	W	33-14
12/2	Iowa State	W	27-14
Total			266-143

## 1973 9-1-1; 3-0-1 PCAA (1ST)

Final National Ranking: 19 (UPI)  
Home: 6-1, Away: 3-0-1  
Head Coach: Claude Gilbert

9/22	at Utah State	W	35-7
9/30	Kent State	W	17-9
10/6	(13) Houston	L	9-14
10/13	New Mexico State	W	27-0
10/20	at Pacific*	W	13-10
10/27	Florida State	W	38-17
11/3	at San José State*	T	27-27
11/10	Long Beach State*	W	17-2
11/17	at Fresno State*	W	41-6
11/24	North Texas State	W	56-9
12/1	Iowa State	W	41-28
Total			321-129

## 1974 8-2-1; 4-0 PCAA (1ST)

Final National Ranking: 19 (UPI)  
Home: 7-0-1, Away: 1-2  
Head Coach: Claude Gilbert

9/14	at Arizona	L	10-17
9/21	Tampa	W	28-25
9/28	at UTEP	W	26-12
10/12	Fresno State*	W	24-21
10/19	San José State* (HC)	W	40-14
10/26	Long Beach State*	W	27-17
11/2	20/-- at North Texas State	L	9-14
11/9	Pacific*	W	37-9
11/16	New Mexico State	W	35-14
11/23	Bowling Green	T	21-21
11/30	Utah State	W	34-6
Total			291-170

## 1975 8-3; 3-2 PCAA (3RD)

Home: 4-2, Away: 4-1  
Head Coach: Claude Gilbert

9/6	UTEP	W	31-10
9/13	at Oregon State	W	25-0
9/20	--/20 North Texas State	W	30-12
9/27	--/16 at Utah State	W	19-10
10/4	--/18 Cal State Fullerton*	W	59-14
10/11	--/19 at Fresno State*	W	29-0
10/18	--/18 New Mexico State	W	48-3
11/1	18/17 at Pacific*	W	31-13
11/8	13/12 Arizona	L	24-31
11/15	at San José State*	L	7-31
11/22	Long Beach State*	L	17-21
Total			320-145

## 1976 10-1; INDEPENDENT

Home: 7-1, Away: 3-0  
Head Coach: Claude Gilbert

9/12	Arkansas State	W	24-14
9/18	Fresno State	W	7-3
9/25	at Bowling Green	W	27-15
10/2	Brigham Young	L	0-8
10/16	Pacific	W	21-15
10/23	Cal State Fullerton	W	27-14
10/30	at UTEP	W	27-16
11/6	San José State (HC)	W	30-17
11/13	Utah State	W	7-6
11/20	at Long Beach State	W	10-3
11/27	New Mexico	W	17-14
Total			197-125

## 1977 10-1; INDEPENDENT

Final National Ranking: 16 (AP), 19 (UPI)  
Home: 7-0, Away: 3-1  
Head Coach: Claude Gilbert

9/10	Cal State Fullerton	W	34-17
9/17	at Arizona	W	21-14
10/1	Utah State	W	19-0
10/8	at Fresno State	L	14-34
10/15	UTEP	W	49-7
10/22	UNLV	W	31-7
10/29	Tulsa (HC)	W	41-7
11/5	at Pacific	W	29-7
11/12	Long Beach State	W	33-22
11/19	(13) Florida State	W	41-16
11/26	16/-- at San José State	W	37-34
Total			349-165

## 1978 4-7; 2-4 WESTERN ATHLETIC (6TH)

Home: 4-1, Away: 0-6  
Head Coach: Claude Gilbert

9/16	(19) at Iowa State	L	13-14
9/23	at UTEP*	L	24-31
10/7	Fresno State	W	31-14
10/14	at Wyoming*	L	22-31
10/21	Pacific	W	31-28
10/28	at Long Beach State	L	25-27
11/4	Colorado State (HC)*	W	34-31
11/11	at Brigham Young*	L	3-21
11/18	at Miami	L	14-16
11/25	New Mexico*	W	27-24
12/2	Utah*	L	18-20
Total			242-257

HISTORY ▶ ALL-TIME SCORES

AZTEC FOOTBALL MEDIA GUIDE

# All-Time Scores



10 BOWL GAME APPEARANCES SINCE 2010 ▶ 21 CONFERENCE CHAMPIONSHIPS

ALL-TIME SCORES < HISTORY

AZTEC FOOTBALL MEDIA GUIDE

## 1979 8-3; 4-2 WESTERN ATHLETIC (T-2ND)

Home: 5-1, Away: 3-2

Head Coach: Claude Gilbert

9/8	at Missouri	L	15-45
9/22	at Fresno State	W	32-23
9/29	Wisconsin	W	24-17
10/6	at New Mexico*	W	35-7
10/13	Miami	W	31-20
10/20	at Colorado State*	L	3-37
10/27	at Utah*	W	17-13
11/3	Wyoming (HC)*	W	31-21
11/10	Arizona	W	42-10
11/17	UTEP*	W	42-20
11/24	(10) Brigham Young*	L	14-63
Total			286-276

## 1980 4-8; 4-4 WESTERN ATHLETIC (4TH)

Home: 2-4, Away: 2-4

Head Coach: Claude Gilbert

9/13	at Brigham Young*	L	11-35
9/20	at Air Force*	W	13-10
9/27	(12) Missouri	L	7-31
10/4	at Wisconsin	L	12-35
10/11	UNLV	L	17-28
10/18	Colorado State*	L	7-26
10/25	at Wyoming*	L	9-34
11/1	Oklahoma State (HC)	L	6-15
11/8	at Hawaii*	L	6-31
11/15	at UTEP*	W	28-7
11/22	New Mexico*	W	24-22
11/29	Utah*	W	21-20
Total			161-294

## 1981 6-5; 3-5 WESTERN ATHLETIC (6TH)

Home: 2-3, Away: 4-1, Neutral: 0-1

Head Coach: Doug Scovill

9/12	at Colorado State*	W	30-14
9/26	at Oklahoma State	W	23-16
10/3	at New Mexico*	W	17-15
10/10	(12) Iowa State	W	52-31
10/17	Brigham Young*	L	7-27
10/24	Hawaii*	L	10-28
10/31	at Utah*	L	14-17
11/7	Wyoming* (HC)	L	13-24
11/14	at UNLV	W	38-20
11/21	UTEP*	W	59-14

### 1981 MIRAGE BOWL (Japan, regular season game)

11/29	vs. Air Force*	L	16-21
Total			279-227

## 1982 7-5; 4-3 WESTERN ATHLETIC (T-3RD)

Home: 5-1, Away: 2-4

Head Coach: Doug Scovill

9/11	at Air Force*	L	32-44
9/18	at California	L	0-28
9/25	UNLV	W	26-23
10/2	(1) at Washington	L	25-46
10/9	at Wyoming*	W	24-21
10/16	New Mexico*	L	17-22
10/23	Long Beach State (HC)	W	51-17
10/30	Utah*	W	21-17
11/6	at Hawaii*	W	31-28
11/13	at Brigham Young*	L	8-58
11/20	Colorado State*	W	38-10
11/27	Oklahoma State	W	35-6
Total			308-320

## 1983 2-9-1; 1-6-1 WESTERN ATHLETIC (8TH)

Home: 1-4, Away: 1-5-1

Head Coach: Doug Scovill

9/3	at Tulsa	L	9-34
9/10	California	W	28-14
9/17	at Utah*	L	24-27
9/24	at UTEP*	W	21-33
10/1	at Hawaii*	T	27-27
10/8	Long Beach State	L	13-20
10/15	at Colorado State*	L	15-17
10/22	Brigham Young*	L	12-47
10/27	at UNLV	L	10-28
11/12	Wyoming* (HC)	L	21-33
11/19	at New Mexico*	L	14-34
12/3	(18) Air Force*	L	7-38
Total			221-352

## 1984 4-7-1; 4-3-1 WESTERN ATHLETIC (T-4TH)

Home: 3-3-1, Away: 1-4

Head Coach: Doug Scovill

9/1	at Air Force*	L	16-34
9/9	(4) UCLA	L	15-18
9/15	UTEP*	W	51-2
9/24	at (12) Oklahoma State	L	16-19
10/6	at Wyoming*	W	21-0
10/13	Utah*	T	24-24
10/20	Colorado State* (HC)	W	41-24
10/27	at Hawaii*	L	10-16
11/3	UNLV	L	14-30
11/10	at (4) Brigham Young*	L	3-34
11/17	New Mexico*	W	37-31
11/24	Long Beach State	L	17-18
Total			265-250

## 1985 5-6-1; 3-4-1 WESTERN ATHLETIC (6TH)

Home: 5-2, Away: 0-4-1

Head Coach: Doug Scovill

9/14	Long Beach State	W	34-14
9/21	at (12) UCLA	L	16-34
9/28	Colorado State*	W	48-23
10/5	Stanford	W	41-22
10/12	at (11) Brigham Young*	L	0-28
10/19	Utah* (HC)	L	37-39
10/26	Oregon	L	37-49
11/2	at (7) Air Force*	L	10-31
11/9	at Wyoming*	L	20-41
11/16	UTEP*	W	34-6
11/23	New Mexico*	W	55-20
11/30	at Hawaii*	T	10-10
Total			342-317

## 1986 8-4; 7-1 WESTERN ATHLETIC (1ST)

Final National Ranking: 25 (CNN/USA Today)

Home: 4-3, Away: 4-1

Head Coach: Denny Stolz

9/6	Long Beach State	W	27-24
9/13	at Utah*	W	37-30
9/20	(19) UCLA	L	14-45
9/27	at New Mexico*	W	38-34
10/4	at (20) Stanford	L	10-17
10/18	at UTEP*	W	15-10
10/25	Air Force* (HC)	L	10-22
11/1	at Colorado State*	W	27-26
11/15	Wyoming*	W	31-24
11/22	Hawaii*	W	35-5
11/29	Brigham Young*	W	10-3

### 1986 HOLIDAY BOWL (Jack Murphy Stadium; San Diego, Calif.)

12/30	(16) Iowa	L	38-39
Total			292-279

The Holiday Bowl is considered a home game for SDSU per the NCAA.

## 1987 5-7; 4-4 WESTERN ATHLETIC (5TH)

Home: 4-2, Away: 1-5

Head Coach: Denny Stolz

9/5	at (3) UCLA	L	14-47
9/12	Utah*	W	52-34
9/19	at Air Force*	L	7-49
9/26	at Oregon	L	20-25
10/3	at Wyoming*	L	10-52
10/10	UTEP*	L	33-34
10/17	Stanford	L	40-44
10/24	Long Beach State (HC)	W	52-42
10/31	at Hawaii*	W	29-21
11/7	at Brigham Young*	L	21-38
11/14	Colorado State*	W	26-12
11/21	New Mexico*	W	53-30
Total			357-428

## 1988 3-8; 3-5 WESTERN ATHLETIC (T-6TH)

Home: 2-3, Away: 1-5

Head Coach: Denny Stolz

9/3	at (5) UCLA	L	6-59
9/11	Air Force*	W	39-36
9/17	at Stanford	L	10-31
10/1	(20) Oregon	L	13-34
10/8	Wyoming*	L	27-55
10/15	Hawaii* (HC)	L	30-32
10/22	at Colorado State*	L	7-13
10/29	at Utah*	L	20-41
11/5	(20) Brigham Young*	W	27-15
11/12	at UTEP*	L	7-58
11/19	at New Mexico*	W	18-10
Total			204-384

## 1989 6-5-1; 4-3 WESTERN ATHLETIC (T-5TH)

Home: 4-2-1, Away: 2-3

Head Coach: Al Luginbill

9/2	at Air Force*	L	36-52
9/16	(20) UCLA	L	25-28
9/23	Cal State Fullerton	T	41-41
9/30	at Utah*	W	38-27
10/7	at (20) Hawaii*	L	24-31
10/14	Long Beach State	W	30-26
10/21	Pacific (HC)	W	35-7
10/28	at UTEP*	W	34-31
11/4	New Mexico*	W	45-28
11/11	Wyoming*	W	27-17
11/18	at (7) Miami	L	6-42
11/25	(21) Brigham Young*	L	27-48
Total			368-372

## 1990 6-5; 5-2 WESTERN ATHLETIC (3RD)

Home: 5-1, Away: 1-4

Head Coach: Al Luginbill

9/8	at Oregon	L	21-42
9/15	Long Beach State	W	38-20
9/22	at (4) Brigham Young*	L	34-62
9/29	Air Force*	W	48-18
10/6	at Wyoming*	L	51-52
10/13	at UCLA	L	31-45
11/3	Utah* (HC)	W	66-14
11/10	Hawaii*	W	44-38
11/17	at New Mexico*	W	40-34
11/24	UTEP*	W	53-31
12/1	(2) Miami	L	28-30
Total			459-386

(##) following date is SDSU's national rank (AP/Coaches) at game time.  
 (#) in front of opponent is opponent's national rank (AP).

# All-Time Scores



10 BOWL GAME APPEARANCES SINCE 2010 ▶ 21 CONFERENCE CHAMPIONSHIPS

## 1991 ▶ 8-4-1 OVERALL ▶ 6-1-1 WESTERN ATHLETIC (2ND) ▶ HOME: 5-1-1; AWAY: 3-2; NEUTRAL: 0-1

COACH: AL LUGINBILL

Date	Opponent	Result	Score	AP Coach		FD - FD	Total			Passing			Rushing			Temp	Att.	Misc	Television			
				Rk	Rk		Yds	- Yds	TOs	- TOs	Yds	- Yds	TDs	- TDs	Yds					- Yds	TDs	- TDs
S.8	LONG BEACH STATE	W	49 - 13			24 - 16	518	- 223	4	- 3	335	- 186	1	- 2	183	- 37	4	- 0	68	26,749	N	Prime Ticket
S.14	PACIFIC	W	55 - 34			34 - 31	699	- 155	3	- 2	269	- 399	2	- 0	430	- 155	7	- 3	65	24,408	N	Prime Ticket
S.21	at Air Force*	L	20 - 21			16 - 17	218	- 321	1	- 2	94	- 93	1	- 0	124	- 228	2	- 3	72	43,011	D	Prime Ticket
S.26	UCLA	L	12 - 37			19 - 34	322	- 644	4	- 2	182	- 382	1	- 3	140	- 262	1	- 2	78	37,333	D	ESPN
O.5	at Hawai'i*	W	47 - 21			24 - 15	578	- 233	1	- 1	273	- 76	0	- 0	305	- 157	6	- 3	81	38,259	N	Prime Ticket
O.12	NEW MEXICO*	W	38 - 24			20 - 24	459	- 404	7	- 4	205	- 342	1	- 2	254	- 62	4	- 0	72	21,338	N	Prime Ticket
O.19	at UTEP*	W	28 - 21			26 - 15	469	- 383	1	- 0	296	- 173	2	- 2	173	- 210	2	- 1	76	25,342	N	Prime Ticket
O.26	at Utah*	W	24 - 21			29 - 17	471	- 381	1	- 0	308	- 316	3	- 2	163	- 65	0	- 1	58	25,657	D	ABC (r)
N.2	WYOMING*	W	24 - 22			17 - 19	415	- 514	1	- 2	241	- 403	2	- 1	174	- 111	0	- 2	65	35,961	N, HC	Prime Ticket
N.9	COLORADO STATE*	W	42 - 32			24 - 22	468	- 430	0	- 2	279	- 189	4	- 1	189	- 241	2	- 3	62	30,163	N	Prime Ticket
N.16	BRIGHAM YOUNG*	T	52 - 52			30 - 37	695	- 767	2	- 3	568	- 599	5	- 6	127	- 168	2	- 1	57	56,737	N	ESPN
N.30	at (1/1) Miami	L	12 - 39			28 - 19	427	- 579	4	- 2	213	- 485	1	- 4	214	- 94	0	- 0	78	56,721	N	ESPN
<b>1991 FREEDOM BOWL (Anaheim Stadium; Anaheim, Calif.)</b>																						
D.30	vs. Tulsa	L	17 - 28	23	-	21 - 23	353	- 378	2	- 1	164	- 122	0	- 0	189	- 256	2	- 4	58	34,217	N	Raycom

## 1992 ▶ 5-5-1 OVERALL ▶ 5-3 WESTERN ATHLETIC (4TH) ▶ HOME: 2-3-1; AWAY: 3-2

COACH: AL LUGINBILL

Date	Opponent	Result	Score	AP Coach		FD - FD	Total			Passing			Rushing			Temp	Att.	Misc	Television		
				Rk	Rk		Yds	- Yds	TOs	- TOs	Yds	- Yds	TDs	- TDs	Yds					- Yds	TDs
<b>RALPHS HOLIDAY CLASSIC (Jack Murphy Stadium; San Diego, Calif.)</b>																					
S.5	USC	T	31 - 31			20 - 20	391	- 443	1	- 2	162	- 278	1	- 4	229	- 165	3	- 0	52,168	D	ABC (r)
S.10	at Brigham Young*	W	45 - 38			17 - 27	446	- 561	1	- 2	136	- 380	2	- 5	310	- 181	3	- 0	65,261	N	ESPN
S.26	at (11) UCLA	L	7 - 35	21		11 - 28	264	- 471	3	- 4	142	- 141	0	- 2	141	- 346	1	- 3	51,101	D	ABC (r)
O.3	at New Mexico*	W	49 - 21			32 - 10	597	- 259	2	- 2	317	- 155	3	- 2	280	- 104	4	- 1	23,186	N	
O.17	UTEP*	W	49 - 27			23 - 24	594	- 394	0	- 2	372	- 244	4	- 2	222	- 150	2	- 1	49,446	N, HC	
O.24	AIR FORCE*	L	17 - 20			19 - 13	327	- 294	1	- 3	189	- 70	2	- 0	167	- 247	0	- 2	36,892	N	ESPN
O.31	at Colorado State*	W	20 - 13			21 - 24	391	- 387	0	- 1	299	- 107	2	- 0	92	- 280	0	- 2	16,310	D	Prime Ticket
N.7	at Wyoming*	L	6 - 17			20 - 19	336	- 405	3	- 5	197	- 266	0	- 1	139	- 139	0	- 1	19,140	D	ABC (r)
N.14	(23) HAWAII*	W	52 - 28			30 - 13	675	- 317	2	- 0	354	- 127	3	- 0	330	- 190	4	- 3	50,021	N	Prime Ticket
N.21	FRESNO STATE*	L	41 - 45			22 - 24	530	- 520	2	- 1	387	- 268	3	- 2	143	- 252	1	- 3	41,523	D	ABC (r)
N.28	(1) MIAMI	L	17 - 63			15 - 27	225	- 581	3	- 0	218	- 518	2	- 2	7	- 174	3	- 0	52,108	D	ESPN

The Ralphs Holiday Classic is considered a home game for San Diego State per the NCAA.

## 1993 ▶ 6-6 OVERALL ▶ 4-4 WESTERN ATHLETIC (T-6TH) ▶ HOME: 4-3; AWAY: 2-3

COACH: AL LUGINBILL

Date	Opponent	Result	Score	AP Coach		FD - FD	Total			Passing			Rushing			Temp	Att.	Misc	Television			
				Rk	Rk		Yds	- Yds	TOs	- TOs	Yds	- Yds	TDs	- TDs	Yds					- Yds	TDs	- TDs
S.4	CSUN	W	34 - 17			29 - 9	413	- 285	3	- 1	174	- 205	0	- 1	239	- 80	4	- 1	72	40,872	N	
S.11	at (21) California	L	25 - 45			18 - 19	364	- 519	3	- 3	323	- 335	3	- 4	41	- 184	1	- 2	71	42,000	D	Prime Ticket
S.18	at Air Force*	W	38 - 31			31 - 22	537	- 395	2	- 2	423	- 46	2	- 0	114	- 349	3	- 3	54	40,086	D	ABC (r)
S.25	MINNESOTA	W	48 - 17			28 - 17	457	- 305	2	- 3	375	- 205	4	- 2	82	- 100	1	- 0	70	41,487	N	Prime Ticket
S.30	UCLA	L	13 - 52			23 - 22	380	- 521	3	- 1	350	- 252	1	- 4	30	- 269	1	- 3	80	44,669	D	ESPN
O.9	at Hawai'i*	W	45 - 14			24 - 15	493	- 281	1	- 4	259	- 123	1	- 0	234	- 158	4	- 2	81	45,641	N	Prime Ticket
O.16	COLORADO STATE*	W	30 - 3			27 - 11	471	- 168	2	- 1	334	- 99	3	- 0	137	- 69	0	- 0	62	32,335	N	
O.23	NEW MEXICO*	W	20 - 17			24 - 15	417	- 314	1	- 1	251	- 231	1	- 1	166	- 83	1	- 1	68	39,260	N, HC	
O.30	at Utah*	L	41 - 45			31 - 25	621	- 592	2	- 0	419	- 389	4	- 3	202	- 203	2	- 3	45	23,025	D	Prime Ticket
N.11	BRIGHAM YOUNG*	L	44 - 45			21 - 20	495	- 543	3	- 1	265	- 417	4	- 5	230	- 126	2	- 1	57	40,137	D	ESPN
N.20	at Fresno State*	L	37 - 63			22 - 34	487	- 696	2	- 1	449	- 272	4	- 3	38	- 424	1	- 6	56	41,031	D	
N.27	WYOMING*	L	38 - 43			27 - 27	451	- 518	1	- 2	214	- 341	1	- 3	237	- 177	3	- 1	58	30,579		

## 1994 ▶ 4-7 OVERALL ▶ 2-6 WESTERN ATHLETIC (8TH) ▶ HOME: 3-3; AWAY: 1-4

COACH: TED TOLLNER

Date	Opponent	Result	Score	AP Coach		FD - FD	Total			Passing			Rushing			Temp	Att.	Misc	Television			
				Rk	Rk		Yds	- Yds	TOs	- TOs	Yds	- Yds	TDs	- TDs	Yds					- Yds	TDs	- TDs
S.3	NAVY	W	56 - 14			26 - 11	503	- 232	0	- 4	317	- 212	5	- 2	186	- 20	2	- 0	25,248	D		
S.10	CALIFORNIA	W	22 - 20			21 - 20	363	- 368	1	- 2	314	- 242	2	- 2	49	- 126	0	- 0	73	40,922	N	
S.17	at Minnesota	L	17 - 40			17 - 24	309	- 420	2	- 2	236	- 213	1	- 0	73	- 207	1	- 2	Dome	32,212	N	
S.24	at Colorado State*	L	17 - 19			22 - 12	339	- 311	1	- 1	236	- 185	0	- 1	103	- 126	1	- 1	80	32,618	D	Prime Ticket
O.1	AIR FORCE*	L	35 - 36			29 - 19	527	- 416	8	- 3	421	- 111	3	- 1	88	- 305	2	- 2	70	33,268	N	
O.8	UTAH*	L	22 - 38			21 - 28	340	- 549	4	- 2	253	- 354	1	- 3	87	- 195	1	- 2	75	34,393	N, HC	
O.15	at New Mexico*	W	20 - 13			23 - 29	396	- 504	2	- 3	193	- 175	1	- 0	203	- 329	1	- 1	56	26,831	N	
O.22	at Wyoming*	L	35 - 52			17 - 35	399	- 648	2	- 2	298	- 401	4	- 5	101	- 247	1	- 1	57	21,132	D	Prime Ticket
O.29	HAWAII*	W	38 - 23			22 - 20	421	- 400	5	- 6	236	- 213	2	- 2	185	- 187	3	- 1	69	34,096	N	
N.10	at (23) Brigham Young*	L	28 - 35			16 - 28	312	- 505	1	- 3	293	- 392	4	- 2	19	- 113	0	- 3	60	58,576	N	ESPN
N.26	FRESNO STATE*	L	42 - 49			29 - 27	589	- 519	3	- 0	447	- 338	4	- 1	142	- 181	2	- 5	59	23,344	D	



# All-Time Scores



10 BOWL GAME APPEARANCES SINCE 2010 ▶ 21 CONFERENCE CHAMPIONSHIPS

## 1995 ▶ 8-4 OVERALL ▶ 5-3 WESTERN ATHLETIC (5TH) ▶ HOME: 5-2; AWAY: 3-2

COACH: TED TOLLNER

Date	Opponent	Result	Score	AP Coach		FD - FD	Total			Passing			Rushing			Temp	Att.	Misc	Television
				Rk	Rk		Yds - Yds	TOs - TOs	Yds - Yds	TDs - TDs	Yds - Yds	TDs - TDs							
S.2	CALIFORNIA	W	33 - 9			23 - 20	401 - 266	2 - 3	172 - 216	1 - 0	229 - 50	3 - 1	73	32,172	N				
S.9	at (14/14) Oklahoma	L	22 - 38			17 - 26	339 - 586	4 - 3	252 - 220	1 - 1	87 - 366	2 - 3	77	71,119	D		Prime Sports		
S.16	at Brigham Young*	L	19 - 31			24 - 18	470 - 389	3 - 1	376 - 405	3 - 1	94 - (-16)	0 - 1	82	57,221	N		ESPN		
S.28	NEVADA	W	30 - 27			23 - 26	421 - 527	2 - 5	286 - 401	2 - 2	135 - 126	1 - 0	68	23,585	N		Prime Sports		
O.7	at Utah*	W	24 - 21			26 - 29	466 - 502	1 - 5	297 - 357	2 - 3	169 - 145	1 - 0	55	31,552	N		PrimeSports		
O.14	FRESNO STATE*	W	48 - 24			27 - 20	656 - 455	3 - 2	355 - 360	1 - 2	301 - 195	5 - 0	68	28,506	N		KMPH		
O.21	SAN JOSÉ STATE	W	49 - 20			23 - 23	619 - 458	4 - 2	254 - 285	4 - 1	365 - 173	3 - 2	63	31,555	N, HC				
O.28	at UTEP*	W	45 - 16			25 - 22	506 - 472	3 - 7	188 - 315	2 - 2	318 - 157	3 - 0	73	13,720	N				
N.4	NEW MEXICO*	W	38 - 29			26 - 34	529 - 583	0 - 2	328 - 351	3 - 2	201 - 232	3 - 2	62	25,119	D				
N.11	WYOMING*	L	31 - 34	25		19 - 31	380 - 546	3 - 3	202 - 175	2 - 1	178 - 371	1 - 4	58	28,846	D				
N.18	at Hawai'i*	W	49 - 10			27 - 19	573 - 319	0 - 2	331 - 274	2 - 1	242 - 45	5 - 0	84	27,561	N		ESPN2		
N.26	COLORADO STATE*	L	13 - 24			22 - 16	425 - 401	2 - 1	311 - 247	1 - 2	114 - 154	0 - 0	63	41,603	D				

## 1996 ▶ 8-3 OVERALL ▶ 6-2 WESTERN ATHLETIC (T-2ND/PACIFIC DIV.) ▶ HOME: 6-0; AWAY: 2-3

COACH: TED TOLLNER

Date	Opponent	Result	Score	AP Coach		FD - FD	Total			Passing			Rushing			Temp	Att.	Misc	Television
				Rk	Rk		Yds - Yds	TOs - TOs	Yds - Yds	TDs - TDs	Yds - Yds	TDs - TDs							
S.7	IDAHO	W	40 - 21			20 - 21	476 - 412	0 - 4	325 - 381	2 - 2	151 - 31	2 - 0	70	29,449	N				
S.14	at California	L	37 - 42			23 - 18	486 - 488	2 - 0	477 - 278	4 - 2	9 - 210	1 - 3	72	37,000	D				
S.21	OKLAHOMA	W	51 - 31			20 - 18	445 - 505	1 - 2	258 - 197	5 - 0	187 - 308	0 - 4	69	34,812	N				
O.11	HAWAII*	W	56 - 8			21 - 11	427 - 205	1 - 4	180 - 105	2 - 0	247 - 100	3 - 1	70	27,098	N				
O.19	at New Mexico*	W	48 - 42			22 - 25	437 - 508	1 - 2	260 - 333	2 - 2	177 - 175	5 - 4	70	27,444	N				
O.26	at Colorado State*	L	18 - 27			18 - 31	330 - 442	1 - 0	138 - 91	1 - 0	192 - 351	1 - 3	35	25,013	D		Prime Sports		
N.2	at San Jose State*	W	49 - 20			29 - 24	586 - 457	1 - 1	343 - 327	4 - 2	243 - 130	3 - 1	63	11,483	D		ABC (r)		
N.7	(16/15) WYOMING*	W	28 - 24			29 - 24	520 - 419	2 - 1	366 - 319	2 - 2	154 - 100	1 - 1	70	28,679	D		ESPN		
N.16	at UNLV*	L	42 - 44			27 - 31	670 - 627	1 - 0	395 - 503	3 - 4	275 - 124	3 - 2	51	11,594	D		Fox West		
N.23	FRESNO STATE*	W	31 - 21			30 - 25	537 - 494	2 - 4	395 - 378	2 - 1	142 - 116	2 - 2	63	32,107	N, HC				
N.28	AIR FORCE*	W	28 - 23			21 - 23	317 - 478	0 - 2	199 - 191	2 - 1	118 - 237	1 - 2	66	18,353	D		ESPN2		

## 1997 ▶ 5-7 OVERALL ▶ 4-4 WESTERN ATHLETIC (T-4TH/PACIFIC DIV.) ▶ HOME: 3-2; AWAY: 2-5

COACH: TED TOLLNER

Date	Opponent	Result	Score	AP Coach		FD - FD	Total			Passing			Rushing			Temp	Att.	Misc	Television
				Rk	Rk		Yds - Yds	TOs - TOs	Yds - Yds	TDs - TDs	Yds - Yds	TDs - TDs							
S.5	NAVY	W	45 - 31			14 - 19	455 - 373	3 - 1	371 - 109	4 - 0	84 - 264	1 - 4	88	21,176	D		Fox West		
S.13	at (3/3) Washington	L	3 - 36			10 - 20	196 - 467	3 - 3	203 - 314	0 - 4	(-7) - 153	0 - 0	70	71,081	D		Fox West		
S.20	at Wisconsin	L	10 - 36			17 - 18	353 - 365	2 - 2	214 - 176	1 - 0	139 - 189	0 - 4	55	76,864	D				
S.27	at (25/25) Air Force*	ot-L	18 - 24			8 - 22	154 - 314	1 - 1	130 - 88	1 - 0	24 - 226	0 - 2	na	48,399	N		ESPN2		
O.4	at Arizona	L	28 - 31			19 - 21	377 - 495	1 - 0	270 - 285	3 - 3	107 - 210	1 - 1	87	39,195	N		Fox West		
O.11	NEW MEXICO*	L	21 - 36			25 - 22	403 - 451	1 - 0	277 - 294	2 - 3	126 - 157	0 - 2	70	28,732	N				
O.18	UNLV*	ot-W	20 - 17			17 - 23	229 - 378	1 - 4	87 - 335	0 - 1	142 - 43	2 - 1	70	24,628	N				
O.25	at Hawai'i*	W	10 - 3			17 - 27	311 - 377	0 - 4	173 - 289	1 - 0	138 - 88	0 - 0	79	29,342	N		Cox 4		
N.1	at Wyoming*	L	17 - 41			13 - 24	241 - 422	5 - 0	216 - 254	1 - 1	25 - 168	0 - 4	35	15,157	D		Cox 4		
N.8	SAN JOSÉ STATE*	W	48 - 21			21 - 18	481 - 329	2 - 3	280 - 213	2 - 2	201 - 116	2 - 1	68	29,869	N, HC		Cox 4		
N.15	at Fresno State*	W	20 - 19			22 - 11	453 - 197	2 - 4	221 - 120	1 - 2	232 - 77	2 - 0	55	34,195	D		Cox 4		
N.22	(25/22) COLORADO STATE*	L	17 - 38			16 - 18	341 - 401	5 - 1	196 - 205	2 - 3	145 - 196	0 - 1	68	25,704	N		ESPN		

## 1998 ▶ 7-5 OVERALL ▶ 7-1 WESTERN ATHLETIC (T-1ST/PACIFIC DIV.) ▶ HOME: 4-2; AWAY: 3-2; NEUTRAL: 0-1

COACH: TED TOLLNER

Date	Opponent	Result	Score	AP Coach		FD - FD	Total			Passing			Rushing			Temp	Att.	Misc	Television
				Rk	Rk		Yds - Yds	TOs - TOs	Yds - Yds	TDs - TDs	Yds - Yds	TDs - TDs							
S.5	(20/20) WISCONSIN	L	14 - 26			12 - 13	205 - 297	1 - 2	147 - 111	0 - 1	58 - 186	1 - 1	78	37,471	N		Cox 4		
S.12	at (22/23) USC	L	6 - 35			11 - 25	231 - 471	2 - 1	94 - 239	1 - 3	137 - 232	0 - 1	75	49,927	N		Fox West 2		
S.24	(16/16) ARIZONA	L	16 - 35			19 - 17	357 - 354	6 - 2	167 - 196	1 - 2	190 - 158	1 - 3	71	23,811	D		ESPN		
O.3	at Tulsa*	W	24 - 14			19 - 22	319 - 375	0 - 2	84 - 213	1 - 1	235 - 162	1 - 1	76	18,320	D				
O.9	HAWAII*	W	35 - 13			23 - 16	451 - 302	1 - 0	188 - 247	2 - 2	263 - 55	3 - 0	68	20,320	N		Cox 4		
O.17	at New Mexico*	ot-W	36 - 33			23 - 24	463 - 520	2 - 1	114 - 367	1 - 3	349 - 153	4 - 1	53	26,187	N		Cox 4		
O.24	UTAH*	ot-W	21 - 20			16 - 24	310 - 348	1 - 4	117 - 192	1 - 0	193 - 156	0 - 2	65	28,807	N, HC		Cox 4		
O.29	at Brigham Young*	L	0 - 13			9 - 15	122 - 236	1 - 1	42 - 120	0 - 0	80 - 116	0 - 0	48	63,496	N		ESPN		
N.7	FRESNO STATE*	W	10 - 0			19 - 8	338 - 136	2 - 1	177 - 87	0 - 0	161 - 49	1 - 0	71	22,497	D		ABC (r)		
N.14	at San José State*	W	34 - 6			19 - 18	400 - 243	0 - 4	219 - 171	0 - 1	181 - 72	4 - 0	68	12,833	D		Cox 4		
N.21	UTEP*	W	34 - 29			22 - 26	472 - 419	0 - 0	267 - 281	2 - 3	205 - 138	2 - 1	65	22,365	N		Cox 4		

### 1998 LAS VEGAS BOWL (Sam Boyd Stadium, Las Vegas, Nev.)

D.19	vs. North Carolina	L	13 - 20			20 - 8	295 - 196	1 - 1	102 - 33	0 - 0	193 - 163	1 - 1	63	21,429	D		ESPN2
------	--------------------	---	---------	--	--	--------	-----------	-------	----------	-------	-----------	-------	----	--------	---	--	-------

# All-Time Scores



10 BOWL GAME APPEARANCES SINCE 2010 ► 21 CONFERENCE CHAMPIONSHIPS

## 1999 ► 5-6 OVERALL ► 3-4 MOUNTAIN WEST (T-5TH) ► HOME: 2-3; AWAY: 3-3

COACH: TED TOLLNER

Date	Opponent	Result	Score	AP Coach		FD - FD	Total			Passing			Rushing			Temp	Att.	Misc	Television
				Rk	Rk		Yds - Yds	TOs - TOs	Yds - Yds	TDs - TDs	Yds - Yds	TDs - TDs	Yds - Yds	TDs - TDs					
S.4	SOUTH FLORIDA	W	41 - 12			20 - 14	414 - 219	0 - 1	185 - 183	2 - 1	229 - 36	3 - 0	73	25,766	N	ESPN+Plus			
S.11	at Illinois	L	10 - 38			15 - 19	259 - 373	0 - 2	179 - 230	0 - 3	80 - 143	1 - 2	87	35,798	D				
S.18	at (17/17) USC	L	21 - 24			16 - 15	248 - 284	6 - 2	174 - 188	1 - 2	74 - 96	1 - 0	68	53,966	D	ABC (r)			
S.25	at Kansas	W	41 - 13			28 - 12	572 - 181	1 - 1	343 - 181	3 - 1	229 - 0	2 - 1	79	34,500	N				
O.2	AIR FORCE*	L	22 - 23			17 - 24	351 - 403	2 - 0	202 - 94	2 - 0	149 - 309	0 - 3	78	31,856	N	ESPN2			
O.9	NEW MEXICO*	L	21 - 24			23 - 12	443 - 241	5 - 3	275 - 157	2 - 2	168 - 84	1 - 0	88	30,508	N, HC	UNM TV			
O.16	at Colorado State*	W	17 - 10			13 - 17	202 - 275	0 - 3	67 - 173	1 - 0	135 - 102	1 - 1	33	26,774	D	ESPN+Plus			
O.23	at Utah*	L	16 - 38			21 - 18	497 - 440	4 - 0	194 - 288	1 - 1	303 - 152	0 - 2	61	38,561	D	ESPN+Plus			
N.6	(15/13) BRIGHAM YOUNG* L	7 - 30			18 - 16	241 - 295	5 - 2	192 - 262	0 - 2	49 - 33	0 - 0	68	40,836	N	ESPN+Plus				
N.18	at UNLV*	W	37 - 7			25 - 10	501 - 215	0 - 1	227 - 138	2 - 1	280 - 107	3 - 0	66	18,165	D				
N.27	WYOMING*	W	39 - 7			21 - 21	478 - 423	1 - 4	232 - 267	3 - 1	246 - 156	1 - 0	59	20,622	D	ESPN			

## 2000 ► 3-8 OVERALL ► 3-4 MOUNTAIN WEST (T-5TH) ► HOME: 0-5; AWAY: 3-3

COACH: TED TOLLNER

Date	Opponent	Result	Score	AP Coach		FD - FD	Total			Passing			Rushing			Temp	Att.	Misc	Television
				Rk	Rk		Yds - Yds	TOs - TOs	Yds - Yds	TDs - TDs	Yds - Yds	TDs - TDs	Yds - Yds	TDs - TDs					
A.31	ARIZONA STATE	L	7 - 10			21 - 16	319 - 270	1 - 1	219 - 160	1 - 1	100 - 110	0 - 0	78	30,931	N	ESPN2			
S.9	ILLINOIS	L	13 - 49			17 - 24	250 - 417	2 - 2	151 - 158	0 - 3	99 - 259	1 - 4	70	26,779	N	ESPN2			
S.16	at Arizona	L	3 - 17			14 - 19	196 - 385	1 - 4	124 - 200	0 - 1	72 - 185	0 - 0	99	44,973	N	Fox-Ariz			
S.23	at Oregon State	L	3 - 35			16 - 19	227 - 336	7 - 0	156 - 183	0 - 1	71 - 153	0 - 3	71	32,027	D	Fox-NW			
O.7	at Wyoming*	W	34 - 0			21 - 10	434 - 184	2 - 3	317 - 158	2 - 0	117 - 26	2 - 0	na	15,661	D	ABC (r)			
O.14	UTAH*	L	7 - 21			15 - 11	250 - 329	0 - 3	157 - 230	0 - 3	93 - 99	1 - 0	69	17,498	D	ESPN+Plus			
O.21	at Brigham Young*	W	16 - 15			16 - 27	309 - 439	2 - 1	239 - 376	0 - 1	70 - 63	2 - 0	48	61,194	D	ESPN+Plus			
O.28	(24/-) COLORADO STATE* L	22 - 34			17 - 17	419 - 316	3 - 2	393 - 232	1 - 2	26 - 84	0 - 1	62	24,852	N, HC					
N.4	at New Mexico*	W	17 - 16			15 - 16	183 - 268	2 - 2	148 - 154	0 - 0	25 - 114	1 - 1	49	21,007	D	SportsWest			
N.18	at Air Force*	L	24 - 45			15 - 31	350 - 540	3 - 1	269 - 122	2 - 1	81 - 418	1 - 5	33	33,975	D	ESPN+Plus			
N.25	UNLV*	L	24 - 31			20 - 19	418 - 368	1 - 0	328 - 277	1 - 2	90 - 91	2 - 1	73	17,184	N	SportsWest---			

## 2001 ► 3-8 OVERALL ► 2-5 MOUNTAIN WEST (7TH) ► HOME: 2-4; AWAY: 1-4

COACH: TED TOLLNER

Date	Opponent	Result	Score	AP Coach		FD - FD	Total			Passing			Rushing			Temp	Att.	Misc	Television
				Rk	Rk		Yds - Yds	TOs - TOs	Yds - Yds	TDs - TDs	Yds - Yds	TDs - TDs	Yds - Yds	TDs - TDs					
A.30	ARIZONA	L	10 - 23			14 - 17	201 - 231	3 - 1	160 - 176	0 - 1	41 - 55	1 - 1	67	29,386	N	ESPN2			
S.8	at Arizona State.	L	7 - 38			11 - 24	190 - 425	2 - 1	102 - 271	0 - 4	88 - 154	1 - 0	97	54,071	N				
S.22	at Colorado State*	W	14 - 7			19 - 9	370 - 212	1 - 1	200 - 119	0 - 1	170 - 93	2 - 0	78	29,110	D	ABC (r)			
S.29	AIR FORCE*	L	21 - 45			21 - 25	403 - 427	4 - 0	199 - 120	0 - 0	204 - 319	3 - 5	68	22,193	N	ESPN2			
O.6	EASTERN ILLINOIS	W	40 - 7			30 - 9	629 - 226	4 - 2	273 - 199	2 - 1	356 - 27	3 - 0	63	20,064	N, HC				
O.13	at UNLV*	L	3 - 31			12 - 23	160 - 427	0 - 1	121 - 153	0 - 2	39 - 274	0 - 1	83	22,100	D	ABC (r)			
O.20	at Ohio State	L	12 - 27			15 - 19	319 - 334	5 - 1	202 - 198	0 - 0	117 - 136	1 - 4	57	102,432	D	ESPN+Plus			
O.25	(16/10) BRIGHAM YOUNG* L	21 - 59			19 - 20	415 - 450	5 - 2	130 - 266	1 - 3	130 - 266	2 - 3	67	30,064	N	SportsWest				
N.3	NEW MEXICO*	L	15 - 20			13 - 11	222 - 265	1 - 1	231 - 158	1 - 2	64 - 34	0 - 0	60	16,538	N	SportsWest			
N.10	at Utah*	L	3 - 17			16 - 16	258 - 363	1 - 0	194 - 138	0 - 1	64 - 225	0 - 1	53	36,018	D				
N.17	WYOMING*	W	38 - 16			20 - 17	382 - 364	2 - 9	183 - 307	1 - 0	199 - 57	4 - 2	60	16,864	N	SportsWest			

## 2002 ► 4-9 OVERALL ► 4-3 MOUNTAIN WEST (T-3RD) ► HOME: 2-3; AWAY: 2-6

COACH: TOM CRAFT

Date	Opponent	Result	Score	AP Coach		FD - FD	Total			Passing			Rushing			Temp	Att.	Misc	Television
				Rk	Rk		Yds - Yds	TOs - TOs	Yds - Yds	TDs - TDs	Yds - Yds	TDs - TDs	Yds - Yds	TDs - TDs					
A.29	at Fresno State	L	14 - 16			19 - 18	278 - 262	2 - 1	240 - 196	1 - 1	38 - 66	1 - 0	85	39,111	N	ESPN2			
S.7	at (17/17) Colorado	L	14 - 34			24 - 20	401 - 401	2 - 1	359 - 136	0 - 2	42 - 265	2 - 2	87	44,126	N	FSN			
S.14	ARIZONA STATE	L	28 - 39			25 - 13	574 - 365	5 - 2	516 - 258	3 - 4	58 - 107	0 - 0	68	29,041	N	Fox-Ariz.			
S.21	at Idaho	L	38 - 48			26 - 34	585 - 531	1 - 1	506 - 382	5 - 6	79 - 149	0 - 0	72	14,887	D				
S.28	UCLA	L	7 - 43			17 - 17	271 - 391	5 - 0	208 - 238	1 - 2	63 - 153	0 - 2	70	33,610	D	ESPN2			
O.12	UTAH*	W	36 - 17			23 - 26	410 - 308	1 - 5	294 - 276	2 - 2	116 - 32	1 - 0	66	20,410	D	KJZZ			
O.19	at Wyoming*	W	24 - 20			21 - 25	419 - 388	2 - 1	335 - 257	1 - 3	84 - 131	0 - 0	53	13,757	D				
O.26	UNLV*	W	31 - 21			27 - 20	475 - 374	3 - 0	319 - 196	2 - 0	156 - 178	1 - 2	61	21,541	D, HC				
N.2	at Brigham Young*	L	10 - 34			18 - 17	246 - 403	2 - 4	228 - 289	1 - 3	18 - 114	0 - 1	36	59,362	D	ESPN+Plus			
N.9	at New Mexico*	L	15 - 8			11 - 14	183 - 237	2 - 3	153 - 70	0 - 0	30 - 167	0 - 2	63	28,770	D	SportsWest			
N.15	(21/17) COLORADO STATE* L	21 - 49			20 - 29	378 - 533	0 - 2	348 - 256	3 - 4	30 - 277	0 - 3	75	21,714	D	SportsWest				
N.23	at Air Force*	W	38 - 34			26 - 29	398 - 538	1 - 2	289 - 125	2 - 1	109 - 413	3 - 4	41	31,023	D	ESPN2			
D.7	at Hawai'i	L	40 - 41			24 - 30	632 - 610	1 - 5	507 - 437	3 - 3	125 - 173	1 - 3	74	36,671	N	KFVE			

# All-Time Scores



10 BOWL GAME APPEARANCES SINCE 2010 ▶ 21 CONFERENCE CHAMPIONSHIPS

## 2003 ▶ 6-6 OVERALL ▶ 3-4 MOUNTAIN WEST (T-4TH) ▶ HOME: 4-2; AWAY: 2-4

COACH: TOM CRAFT

Date	Opponent	Result	Score	AP Coach		FD - FD	Total			Passing			Rushing			Temp	Att.	Misc	Television
				Rk	Rk		Yds - Yds	TOs - TOs	Yds - Yds	TDs - TDs	Yds - Yds	TDs - TDs	Yds - Yds	TDs - TDs					
A.30	EASTERN WASHINGTON	W	19 - 9			18 - 18	318 - 217	2 - 0	151 - 100	0 - 1	167 - 117	2 - 0	77	21,145	N				
S.9	at (2/2) Ohio State	L	13 - 16			20 - 10	216 - 196	4 - 2	188 - 76	1 - 0	28 - 120	0 - 0	70	104,433	D		ESPN+Plus		
S.13	at UTEP	W	34 - 0			14 - 15	317 - 261	2 - 6	180 - 137	0 - 0	137 - 124	3 - 0	92	18,195	N				
S.20	SAMFORD	W	37 - 17			27 - 14	528 - 244	2 - 0	234 - 138	3 - 1	294 - 106	2 - 0	70	20,967	D				
S.27	at UCLA	L	10 - 20			13 - 17	230 - 323	3 - 4	110 - 258	0 - 2	120 - 65	1 - 0	75	48,690	N		Fox West 2		
O.4	BRIGHAM YOUNG*	L	36 - 44			16 - 18	392 - 418	3 - 3	352 - 180	3 - 2	40 - 238	0 - 2	63	32,137	N		SportsWest		
O.11	at Utah*	L	6 - 27			15 - 22	252 - 415	1 - 1	203 - 273	0 - 3	49 - 142	0 - 0	67	39,132	N		KJZZ		
O.18	NEW MEXICO*	L	7 - 30			20 - 14	393 - 326	6 - 2	354 - 119	0 - 0	39 - 207	1 - 2	72	22,011	N, HC		SportsWest		
O.25	WYOMING*	W	25 - 20			21 - 18	397 - 292	2 - 3	191 - 247	1 - 2	206 - 45	1 - 0	66	15,812	N		SportsWest		
N.8	at UNLV*	W	7 - 0			18 - 11	309 - 175	2 - 4	158 - 144	1 - 0	151 - 31	0 - 0	63	20,896	D		ESPN+Plus		
N.15	at Colorado State*	L	6 - 21			20 - 15	345 - 324	2 - 1	237 - 156	0 - 1	108 - 168	0 - 1	57	29,127	D		ESPN+Plus		
N.22	AIR FORCE*	W	24 - 3			20 - 19	383 - 286	0 - 2	251 - 95	1 - 0	132 - 191	1 - 0	59	23,682	N		SportsWest		

## 2004 ▶ 4-7 OVERALL ▶ 2-5 MOUNTAIN WEST (7TH) ▶ HOME: 3-2; AWAY: 1-5

COACH: TOM CRAFT

Date	Opponent	Result	Score	AP Coach		FD - FD	Total			Passing			Rushing			Temp	Att.	Misc	Television
				Rk	Rk		Yds - Yds	TOs - TOs	Yds - Yds	TDs - TDs	Yds - Yds	TDs - TDs	Yds - Yds	TDs - TDs					
S.4	IDAHO STATE	W	38 - 21			27 - 22	581 - 398	3 - 4	290 - 352	2 - 1	291 - 46	3 - 2	82	57,216	N, FW				
S.18	at (17/17) Michigan	L	21 - 24			15 - 20	311 - 327	3 - 4	289 - 179	2 - 2	22 - 148	1 - 0	73	109,432	D		ESPN		
S.25	NEVADA	W	27 - 10			22 - 18	408 - 355	3 - 2	262 - 271	2 - 0	146 - 84	1 - 1	73	33,429	N		SportsWest		
O.2	at UCLA	L	10 - 33			21 - 19	402 - 410	2 - 1	263 - 205	0 - 1	139 - 205	1 - 1	77	52,038	D		FSN West 2		
O.9	at Wyoming*	L	10 - 20			20 - 14	363 - 264	3 - 0	295 - 192	1 - 2	68 - 72	0 - 0	64	19,540	D		ESPN+Plus		
O.16	COLORADO STATE*	L	17 - 21			16 - 13	366 - 196	3 - 2	238 - 133	1 - 1	128 - 63	0 - 1	69	31,129	D		ABC (r)		
O.23	at New Mexico*	L	9 - 19			15 - 17	146 - 220	2 - 1	165 - 106	1 - 1	(-19) - 114	0 - 1	58	37,287	D		SportsWest		
O.30	(9/10) UTAH*	L	28 - 51			23 - 29	414 - 548	2 - 1	252 - 375	2 - 5	162 - 173	1 - 1	67	32,683	N, HC		KJZZ		
N.6	at Brigham Young*	L	16 - 49			21 - 18	392 - 526	3 - 1	229 - 339	1 - 3	163 - 187	1 - 3	60	53,435	D		ESPN+Plus		
N.13	at Air Force*	W	37 - 31			24 - 29	456 - 486	2 - 6	232 - 133	2 - 0	224 - 353	2 - 4	29	28,514	D, S		ESPN+Plus		
N.20	UNLV*	W	21 - 3			14 - 23	284 - 297	1 - 4	175 - 216	1 - 0	109 - 81	0 - 0	63	25,519	N		SportsWest		

## 2005 ▶ 5-7 OVERALL ▶ 4-4 MOUNTAIN WEST (T-4TH) ▶ HOME: 3-3; AWAY: 2-4

COACH: TOM CRAFT

Date	Opponent	Result	Score	AP Coach		FD - FD	Total			Passing			Rushing			Temp	Att.	Misc	Television
				Rk	Rk		Yds - Yds	TOs - TOs	Yds - Yds	TDs - TDs	Yds - Yds	TDs - TDs	Yds - Yds	TDs - TDs					
S.3	UCLA	L	21 - 44			23 - 16	402 - 349	2 - 0	246 - 158	1 - 0	156 - 191	2 - 4	72	50,710	N		ESPN2		
S.10	at Air Force*	L	29 - 41			26 - 25	417 - 503	3 - 1	253 - 231	1 - 1	164 - 272	2 - 5	79	30,101	D		ESPN360		
S.17	at (9/9) Ohio State	L	6 - 27			3 - 21	179 - 375	1 - 2	166 - 196	1 - 0	13 - 179	0 - 3	67	104,533	D		ABC (r)		
S.24	SAN JOSÉ STATE	W	52 - 21			28 - 12	513 - 233	1 - 2	303 - 101	5 - 1	210 - 132	1 - 2	76	55,868	N, FW		SportsWest		
O.1	BRIGHAM YOUNG*	W	31 - 10			26 - 15	508 - 305	1 - 3	243 - 261	0 - 0	265 - 44	4 - 1	71	41,680	N		SportsWest		
O.8	at UNLV*	L	10 - 13			10 - 13	140 - 241	4 - 3	106 - 88	0 - 0	34 - 153	0 - 1	83	18,372	D		ESPN+Plus		
O.15	at Utah*	W	28 - 19			17 - 30	385 - 592	0 - 2	219 - 417	3 - 0	166 - 175	1 - 2	77	41,341	N		ABC (r)		
O.22	NEW MEXICO*	L	24 - 47			15 - 33	291 - 534	3 - 2	197 - 248	2 - 3	94 - 286	0 - 3	60	26,670	N		SportsWest		
O.29	(20/20) TCU*	L	20 - 23			20 - 24	360 - 403	2 - 3	235 - 112	1 - 0	125 - 291	1 - 3	66	21,698	N, HC		ESPN360		
N.12	at Colorado State*	W	30 - 10			18 - 20	375 - 352	1 - 3	179 - 165	2 - 0	196 - 187	1 - 1	52	25,411	D		ESPN+Plus		
N.19	WYOMING*	W	34 - 21			22 - 20	425 - 397	3 - 3	211 - 346	1 - 0	214 - 51	2 - 3	72	20,713	N		SportsWest		
D.3	at Hawai'i	L	38 - 49			31 - 34	554 - 588	5 - 4	421 - 326	3 - 5	133 - 262	2 - 2	77	28,326	N				

## 2006 ▶ 3-9 OVERALL ▶ 3-5 MOUNTAIN WEST (T-6TH) ▶ HOME: 3-3; AWAY: 0-6

COACH: CHUCK LONG

Date	Opponent	Result	Score	AP Coach		FD - FD	Total			Passing			Rushing			Temp	Att.	Misc	Television
				Rk	Rk		Yds - Yds	TOs - TOs	Yds - Yds	TDs - TDs	Yds - Yds	TDs - TDs	Yds - Yds	TDs - TDs					
A. 31	UTEP	L	27 - 34			22 - 12	384 - 243	3 - 4	275 - 213	0 - 3	109 - 30	3 - 1	72	34,723	N		CSTV		
S. 16	at Wisconsin	L	0 - 14			7 - 14	115 - 372	1 - 1	102 - 85	0 - 1	13 - 287	0 - 1	77	81,090	D		ESPN+Plus		
S. 23	UTAH*	L	7 - 38			15 - 23	287 - 359	5 - 2	83 - 167	1 - 1	204 - 192	0 - 2	73	53,794	N, FW		The Mtn.		
S. 30	at San José State	L	10 - 31			10 - 20	239 - 418	3 - 2	76 - 282	0 - 3	163 - 136	1 - 1	62	14,361	D		Ch. 4 SD		
O.7	at Brigham Young*	L	17 - 47			21 - 23	357 - 419	2 - 1	216 - 267	0 - 4	141 - 152	2 - 2	54	60,804	D		The Mtn.		
O.21	AIR FORCE*	W	19 - 12			15 - 23	284 - 344	0 - 2	133 - 47	1 - 0	151 - 297	0 - 1	69	26,871	N		The Mtn.		
O.28	CAL POLY	L	14 - 16			15 - 15	306 - 284	1 - 1	157 - 80	2 - 1	149 - 204	0 - 0	77	20,974	N, HC				
N.4	at Wyoming*	L	24 - 27			10 - 23	232 - 319	1 - 1	192 - 97	2 - 1	40 - 222	0 - 2	47	14,012	D		The Mtn.		
N.11	UNLV*	W	21 - 7			20 - 18	277 - 250	1 - 3	136 - 211	0 - 1	141 - 39	1 - 0	63	21,445	N		The Mtn.		
N.18	at TCU*	L	0 - 52			6 - 30	87 - 624	2 - 1	56 - 349	0 - 5	31 - 275	0 - 2	69	26,287	D		Versus		
N.25	at New Mexico*	L	14 - 41			25 - 14	431 - 301	4 - 0	327 - 87	2 - 2	104 - 214	0 - 2	57	23,421	D				
D.2	COLORADO STATE*	W	17 - 6			9 - 19	235 - 288	1 - 1	51 - 175	0 - 0	184 - 113	2 - 0	69	17,557	N		The Mtn.		



# All-Time Scores



10 BOWL GAME APPEARANCES SINCE 2010 ▶ 21 CONFERENCE CHAMPIONSHIPS

## 2007 ▶ 4-8 OVERALL ▶ 3-5 MOUNTAIN WEST (6TH) ▶ HOME: 2-4; AWAY: 2-4

COACH: CHUCK LONG

Date	Opponent	Result	Score	AP Coach		FD - FD	Total			Passing			Rushing			Temp	Att.	Misc	Television
				Rk	Rk		Yds - Yds	TOs - TOs	Yds - Yds	TDs - TDs	Yds - Yds	TDs - TDs	Yds - Yds	TDs - TDs					
S.8	at Washington State#	L	17 - 45			21 - 36	399 - 654	1 - 1	285 - 469	1 - 5	114 - 185	1 - 1	70	46,290	D				
S.15	at Arizona State	L	13 - 34			17 - 26	323 - 479	1 - 1	180 - 211	0 - 2	143 - 268	1 - 2	92	54,617	N	FSN Ariz.			
S.22	PORTLAND STATE	W	52 - 17			27 - 24	596 - 458	0 - 4	474 - 445	5 - 0	122 - 13	2 - 2	69	53,110	D, FW	The Mtn.			
S.29	(24-) CINCINNATI	L	23 - 52			16 - 30	377 - 547	2 - 3	312 - 284	2 - 4	65 - 263	0 - 2	66	24,647	N	VERSUS			
O.6	at Colorado State*	W	24 - 20			19 - 16	386 - 327	1 - 2	230 - 188	0 - 1	156 - 139	3 - 1	83	27,930	D	The Mtn.			
O.13	at Utah*	L	7 - 23			12 - 27	211 - 514	2 - 2	149 - 232	0 - 2	62 - 282	1 - 0	55	40,898	D	Ch. 4 SD			
O.20	NEW MEXICO*	L	17 - 20			14 - 19	299 - 365	2 - 2	133 - 239	0 - 1	166 - 126	2 - 1	64	20,205	N, HC	CSTV			
N.3	WYOMING*	W	27 - 24			16 - 18	307 - 250	2 - 1	249 - 159	2 - 2	58 - 91	2 - 0	63	22,852	N	The Mtn.			
N.10	at UNLV*	W	38 - 30			18 - 24	318 - 482	1 - 1	196 - 207	2 - 3	122 - 275	1 - 1	65	18,837	N	CSTV			
N.17	at Air Force*	L	23 - 55			21 - 30	506 - 670	3 - 1	410 - 101	1 - 0	96 - 569	2 - 8	50	34,227	D				
N.24	TCU*	L	33 - 45			15 - 39	441 - 694	0 - 3	366 - 318	2 - 0	75 - 376	2 - 6	63	18,350	N				
D.1	(21/19) BRIGHAM YOUNG^A	L	27 - 48			22 - 33	356 - 538	1 - 1	288 - 227	1 - 3	68 - 311	2 - 4	56	28,473	D	The Mtn.			

# - Played at Qwest Field In Seattle, Wash., ^ - Game originally scheduled for Oct. 27 (PPD - Fires).

## 2008 ▶ 2-10 OVERALL ▶ 1-7 MOUNTAIN WEST (T-8TH) ▶ HOME: 2-4; AWAY: 0-6

COACH: CHUCK LONG

Date	Opponent	Result	Score	AP Coach		FD - FD	Total			Passing			Rushing			Temp	Att.	Misc	Television
				Rk	Rk		Yds - Yds	TOs - TOs	Yds - Yds	TDs - TDs	Yds - Yds	TDs - TDs	Yds - Yds	TDs - TDs					
A.30	CAL POLY	L	27 - 29			23 - 21	379 - 483	5 - 1	352 - 220	3 - 1	27 - 263	1 - 2	77	26,851	N	Ch. 4 SD			
S.6	at Notre Dame	L	13 - 21			19 - 20	345 - 342	2 - 4	274 - 237	1 - 3	71 - 105	1 - 0	71	80,795	D	NBC			
S.13	at San José State	L	10 - 35			7 - 22	146 - 476	1 - 1	140 - 183	0 - 0	6 - 293	0 - 5	74	19,854	N				
S.27	IDAHO	W	45 - 17			23 - 20	603 - 351	2 - 4	445 - 169	4 - 0	158 - 182	2 - 2	76	21,401	N	Go Vandals TV			
O.4	at TCU*	L	7 - 41			4 - 28	85 - 498	1 - 1	98 - 115	0 - 1	-13 - 383	1 - 4	91	30,620	N	The Mtn.			
O.11	AIR FORCE*	L	10 - 35			12 - 30	165 - 473	2 - 2	130 - 72	0 - 1	35 - 401	1 - 3	64	43,630	N, FW	The Mtn.			
O.18	at New Mexico*	L	7 - 70			13 - 28	227 - 565	3 - 1	161 - 146	1 - 1	66 - 419	0 - 8	71	26,695	D	The Mtn.			
O.25	COLORADO STATE*	L	34 - 38			23 - 25	392 - 507	1 - 0	166 - 296	1 - 3	226 - 211	2 - 2	73	17,185	N, HC	The Mtn.			
N.1	at Wyoming*	L	10 - 35			19 - 22	328 - 544	1 - 0	311 - 166	1 - 1	17 - 378	0 - 4	59	11,779	D	The Mtn.			
N.8	at (17/16) Brigham Young*	L	12 - 41			18 - 18	280 - 421	4 - 1	160 - 317	1 - 3	120 - 104	0 - 2	52	64,107	D	The Mtn.			
N.15	(8/7) UTAH*	L	14 - 63			19 - 30	320 - 520	3 - 1	247 - 322	2 - 5	73 - 198	0 - 2	77	19,342	N	The Mtn.			
N.22	UNLV*	W	42 - 21			27 - 16	479 - 349	0 - 3	387 - 316	2 - 2	92 - 33	3 - 1	62	17,846	N	CBS College			

## 2009 ▶ 4-8 OVERALL ▶ 2-6 MOUNTAIN WEST (7TH) ▶ HOME: 3-3; AWAY: 1-5

COACH: BRADY HOKE

Date	Opponent	Result	Score	AP Coach		FD - FD	Total			Passing			Rushing			Temp	Att.	Misc	Television
				Rk	Rk		Yds - Yds	TOs - TOs	Yds - Yds	TDs - TDs	Yds - Yds	TDs - TDs	Yds - Yds	TDs - TDs					
S.5	at UCLA	L	14 - 33			11 - 19	277 - 359	3 - 3	238 - 215	2 - 1	39 - 144	0 - 2	89	55,761	D	FS West			
S.12	SOUTHERN UTAH	W	35 - 19			22 - 19	436 - 279	2 - 3	287 - 165	2 - 1	149 - 114	2 - 1	76	42,137	N, FW				
S.19	at Idaho	L	20 - 34			20 - 21	296 - 379	2 - 0	241 - 232	2 - 0	55 - 147	0 - 3	NA	10,324	D	SWX			
S.26	at Air Force*	L	14 - 26			16 - 12	323 - 294	6 - 0	284 - 51	2 - 0	39 - 243	0 - 0	75	35,929	D	The Mtn.			
O.3	NEW MEXICO STATE	W	34 - 17			13 - 15	252 - 234	1 - 4	144 - 146	2 - 2	108 - 88	1 - 0	69	21,184	N				
O.17	(18/19) BRIGHAM YOUNG*	L	28 - 38			16 - 27	342 - 512	1 - 0	322 - 346	3 - 3	20 - 166	1 - 2	80	30,258	D, HC	The Mtn.			
O.24	at Colorado State*	W	42 - 28			25 - 20	531 - 356	0 - 2	459 - 205	6 - 2	72 - 151	0 - 2	64	20,631	D	The Mtn.			
O.31	NEW MEXICO*	W	23 - 20			18 - 25	303 - 386	1 - 0	253 - 277	3 - 1	50 - 109	0 - 1	77	12,647	D	CBS College			
N.7	(6/4) TCU*	L	12 - 55			16 - 28	279 - 551	4 - 0	187 - 239	1 - 2	92 - 312	0 - 5	72	21,708	D	VERSUS			
N.14	WYOMING*	L	27 - 30			21 - 30	357 - 446	1 - 1	200 - 246	0 - 1	157 - 200	3 - 2	58	18,851	N	The Mtn.			
N.21	at (23/23) Utah*	L	7 - 38			16 - 22	262 - 391	2 - 0	207 - 202	1 - 1	55 - 189	0 - 3	40	44,991	D	VERSUS			
N.28	at UNLV*	L	24 - 28			20 - 22	445 - 397	2 - 2	341 - 274	1 - 1	104 - 123	1 - 2	53	13,730	N	The Mtn.			

## 2010 ▶ 9-4 OVERALL ▶ 5-3 MOUNTAIN WEST (T-3RD) ▶ HOME: 6-1; AWAY: 3-3

COACH: BRADY HOKE

Date	Opponent	Result	Score	AP Coach		FD - FD	Total			Passing			Rushing			Temp	Att.	Misc	Television
				Rk	Rk		Yds - Yds	TOs - TOs	Yds - Yds	TDs - TDs	Yds - Yds	TDs - TDs	Yds - Yds	TDs - TDs					
S.4	NICHOLLS STATE	W	47 - 0			23 - 12	531 - 171	1 - 1	313 - 83	2 - 0	218 - 88	4 - 0	82	25,290	N				
S.11	at New Mexico State	W	41 - 21			24 - 17	563 - 328	0 - 1	319 - 223	1 - 2	244 - 105	4 - 1	89	16,891	N	Aggie Vision			
S.18	at (-/25) Missouri	L	24 - 27			17 - 25	440 - 440	1 - 3	190 - 351	0 - 1	250 - 89	3 - 2	83	56,050	N	PPV			
S.25	UTAH STATE	W	41 - 7			18 - 14	504 - 245	2 - 1	362 - 115	3 - 0	142 - 115	2 - 1	87	45,682	N, FW				
O.9	at Brigham Young*	L	21 - 24			12 - 24	273 - 413	1 - 2	220 - 142	3 - 0	53 - 271	0 - 3	60	62,176	N	The Mtn.			
O.16	(23/23) AIR FORCE*	W	27 - 25			16 - 29	452 - 487	1 - 1	247 - 175	1 - 1	205 - 312	2 - 2	66	28,178	N, HC	CBS College			
O.23	at New Mexico*	W	30 - 20			22 - 16	384 - 303	2 - 2	249 - 193	2 - 2	135 - 110	1 - 0	58	16,488	N	The Mtn.			
O.30	at Wyoming*	W	48 - 38			20 - 21	441 - 338	3 - 1	365 - 186	3 - 3	76 - 152	3 - 2	56	16,252	D	The Mtn.			
N.6	COLORADO STATE*	W	24 - 19			19 - 19	319 - 293	5 - 1	171 - 266	1 - 1	148 - 27	2 - 0	63	34,689	N	The Mtn.			
N.13	at (3/3) TCU*	L	35 - 40			7 - 27	300 - 466	2 - 2	262 - 240	2 - 4	38 - 226	2 - 1	62	45,694	N	VERSUS			
N.20	(25/24) UTAH*	L	34 - 38			29 - 22	587 - 500	3 - 0	528 - 362	4 - 2	59 - 138	1 - 3	58	34,951	N	The Mtn.			
N.27	UNLV*	W	48 - 14			30 - 15	588 - 234	1 - 0	338 - 167	4 - 1	250 - 67	2 - 0	55	22,091	N	The Mtn.			

2010 POINSETTIA BOWL (Qualcomm Stadium, San Diego, Calif.)

D.23	NAVY	W	35 - 14			27 - 22	555 - 382	0 - 1	276 - 147	2 - 1	279 - 235	3 - 1	58	48,049	N	ESPN	
------	------	---	---------	--	--	---------	-----------	-------	-----------	-------	-----------	-------	----	--------	---	------	--

# All-Time Scores



10 BOWL GAME APPEARANCES SINCE 2010 ► 21 CONFERENCE CHAMPIONSHIPS

## 2011 ► 8-5 OVERALL ► 4-3 MOUNTAIN WEST (4TH) ► HOME: 4-3; AWAY: 4-1; NEUTRAL: 0-1

COACH: ROCKY LONG

Date	Opponent	Result	Score	AP Coach		Total			Passing			Rushing			Temp	Att.	Misc	Television
				Rk	Rk	FD - FD	Yds - Yds	TOs - TOs	Yds - Yds	TDs - TDs	Yds - Yds	TDs - TDs	Yds - Yds	TDs - TDs				
S.3	CAL POLY	W	49 - 21			22 - 12	492 - 284	0 - 1	203 - 147	4 - 0	137 - 289	2 - 3	68	34,384	N	The Mtn.		
S.10	at Army	W	23 - 20			16 - 25	292 - 446	0 - 3	146 - 43	1 - 0	146 - 403	2 - 3	76	26,778	D	CBSSN		
S.17	WASHINGTON STATE	W	42 - 24			25 - 19	500 - 419	2 - 4	273 - 368	2 - 3	227 - 51	4 - 0	69	57,286	D, FW	The Mtn.		
S.24	at (22/21) Michigan	L	7 - 28			20 - 18	376 - 413	3 - 4	253 - 93	1 - 0	123 - 320	0 - 4	61	110,707	D	Big Ten		
O.8	TCU*	L	14 - 27			15 - 22	296 - 446	4 - 4	206 - 212	2 - 2	90 - 234	0 - 1	67	44,248	N, HC	CBSSN		
O.13	at Air Force*	W	41 - 27			20 - 26	410 - 419	1 - 3	209 - 224	2 - 2	201 - 195	2 - 1	64	27,490	N	CBSSN		
O.29	WYOMING*	L	27 - 30			21 - 22	539 - 500	1 - 0	247 - 341	2 - 2	292 - 159	2 - 2	67	29,730	N	The Mtn.		
N.5	NEW MEXICO*	W	35 - 7			23 - 8	486 - 162	0 - 2	271 - 88	0 - 0	215 - 71	1 - 5	63	28,362	N	The Mtn.		
N.12	at Colorado State*	W	18 - 15			22 - 12	327 - 287	1 - 2	154 - 52	1 - 0	173 - 235	1 - 2	58	16,811	D	The Mtn.		
N.19	(10/11) BOISE STATE*	L	35 - 52			24 - 26	470 - 497	3 - 2	350 - 366	3 - 4	120 - 131	2 - 3	62	52,256	N	CBSSN		
N.26	at UNLV*	W	31 - 14			21 - 15	391 - 261	1 - 1	152 - 120	2 - 0	239 - 141	2 - 2	53	19,075	N	The Mtn.		
D.3	FRESNO STATE	W	35 - 28			23 - 13	496 - 384	0 - 1	281 - 336	0 - 2	215 - 48	5 - 1	59	32,790	N	CBSSN		
2011 NEW ORLEANS BOWL (Mercedes-Benz Superdome, New Orleans, La.)																		
D.17	vs. Louisiana	L	30 - 32			29 - 25	481 - 568	0 - 1	413 - 492	3 - 3	68 - 76	1 - 0	NA	42,841	N	ESPN		

## 2012 ► 9-4 OVERALL ► 7-1 MOUNTAIN WEST (T-1ST) ► HOME: 6-2; AWAY: 3-2

COACH: ROCKY LONG

Date	Opponent	Result	Score	AP Coach		Total			Passing			Rushing			Temp	Att.	Misc	Television
				Rk	Rk	FD - FD	Yds - Yds	TOs - TOs	Yds - Yds	TDs - TDs	Yds - Yds	TDs - TDs	Yds - Yds	TDs - TDs				
S.1	at Washington	L	12 - 21			16 - 22	327 - 328	3 - 1	128 - 222	1 - 1	199 - 106	1 - 1	67	53,742	N	Pac-12 N		
S.8	ARMY	W	42 - 7			21 - 18	443 - 332	0 - 3	215 - 50	1 - 0	228 - 282	4 - 1	82	30,799	D	NBCSN		
S.15	NORTH DAKOTA	W	49 - 41			27 - 25	533 - 489	0 - 1	241 - 434	3 - 4	292 - 55	3 - 1	97	24,826	N	KUSI		
S.22	SAN JOSÉ STATE	L	34 - 38			29 - 21	484 - 367	2 - 2	213 - 290	2 - 4	271 - 77	2 - 0	85	24,103	N	KUSI		
S.29	at Fresno State*	L	40 - 52			14 - 32	339 - 646	5 - 4	160 - 536	2 - 5	179 - 110	2 - 2	89	33,894	N	KUSI		
O.6	HAWAII*	W	52 - 14			27 - 12	412 - 173	0 - 3	218 - 112	2 - 1	194 - 61	5 - 1	73	50,586	N, FW	CBSSN		
O.13	COLORADO STATE*	W	38 - 14			23 - 19	399 - 335	1 - 3	181 - 214	2 - 1	218 - 121	3 - 1	72	27,133	D, HC	TWCSN		
O.20	at Nevada*	ot-W	39 - 38			26 - 29	349 - 480	0 - 0	197 - 304	3 - 3	152 - 176	1 - 2	63	22,242	N	CBSSN		
O.27	UNLV*	W	24 - 13			24 - 15	506 - 300	3 - 0	231 - 159	2 - 1	275 - 141	1 - 1	83	23,874	N	TWCSN		
N.3	at (19/14) Boise State*	W	21 - 19			14 - 18	269 - 276	1 - 1	105 - 164	0 - 1	164 - 112	2 - 2	56	36,084	N	CBSSN		
N.10	AIR FORCE*	W	28 - 9			15 - 24	268 - 393	2 - 4	90 - 73	1 - 0	178 - 320	2 - 1	61	30,266	D	NBCSN		
N.24	at Wyoming*	W	42 - 28			29 - 22	564 - 382	3 - 1	164 - 260	2 - 2	400 - 122	4 - 2	51	13,474	D	TWCSN		
2012 POINSETTIA BOWL (Qualcomm Stadium, San Diego, Calif.)																		
D.20	BRIGHAM YOUNG	L	6 - 23			13 - 17	263 - 296	5 - 3	144 - 244	0 - 0	119 - 52	0 - 1	60	35,442	N	ESPN		

## 2013 ► 8-5 OVERALL ► 6-2 MOUNTAIN WEST (2ND - WEST DIV.) ► HOME: 3-3; AWAY: 4-2; NEUTRAL: 1-0

COACH: ROCKY LONG

Date	Opponent	Result	Score	AP Coach		Total			Passing			Rushing			Temp	Att.	Misc	Television
				Rk	Rk	FD - FD	Yds - Yds	TOs - TOs	Yds - Yds	TDs - TDs	Yds - Yds	TDs - TDs	Yds - Yds	TDs - TDs				
A.31	EASTERN ILLINOIS	L	19 - 40			24 - 21	440 - 533	5 - 2	318 - 361	0 - 3	122 - 172	1 - 2	83	42,978	N, FW	MWN		
S.7	at (3/2) Ohio State	L	7 - 42			17 - 22	280 - 445	4 - 1	216 - 182	1 - 2	64 - 263	0 - 4	82	104,984	D	ABC/ESPN2		
S.21	OREGON STATE	L	30 - 34			18 - 22	325 - 377	2 - 2	251 - 367	2 - 3	74 - 10	1 - 1	71	32,133	D	CBSSN		
S.28	at New Mexico State	W	26 - 16			22 - 14	441 - 268	1 - 1	229 - 228	0 - 2	212 - 40	3 - 0	73	16,113	N	FSSD		
O.4	NEVADA*	ot-W	51 - 44			21 - 33	541 - 570	1 - 2	286 - 393	3 - 2	255 - 177	4 - 4	69	22,475	N	ESPN		
O.10	at Air Force*	W	27 - 20			22 - 14	463 - 319	2 - 1	249 - 150	3 - 1	214 - 169	1 - 1	50	17,280	N	CBSSN		
O.26	(15/18) FRESNO STATE* ot-L	W	28 - 35			22 - 20	507 - 341	2 - 0	337 - 298	0 - 2	170 - 43	4 - 2	62	32,707	N, HC	ESPN		
N.2	NEW MEXICO*	W	35 - 30			19 - 21	483 - 423	0 - 1	234 - 170	2 - 1	249 - 253	3 - 3	66	35,890	N	ROOT/FSSD		
N.9	at San José State*	W	34 - 30			21 - 21	409 - 382	2 - 2	235 - 301	2 - 3	174 - 81	3 - 0	60	17,932	N	CBSSN		
N.16	at Hawaii*	ot-W	28 - 21			21 - 20	499 - 355	4 - 2	265 - 194	1 - 2	234 - 161	3 - 1	82	28,530	N	CBSSN		
N.23	BOISE STATE*	ot-W	34 - 31			19 - 16	349 - 297	3 - 2	288 - 202	2 - 2	61 - 95	1 - 1	58	33,161	N	CBSSN		
N.30	at UNLV*	L	19 - 45			21 - 22	327 - 401	2 - 0	239 - 270	1 - 5	88 - 131	1 - 1	50	15,884	N	ESPNU		
2013 FAMOUS IDAHO POTATO BOWL (Bronco Stadium, Boise, Idaho)																		
D.21	vs. Buffalo	W	49 - 24			22 - 20	460 - 309	2 - 3	211 - 196	2 - 3	249 - 113	5 - 0	30	21,951	D	ESPN		

## 2014 ► 7-6 OVERALL ► 5-3 MOUNTAIN WEST (T-1ST - WEST DIV.) ► HOME: 6-1; AWAY: 1-5

COACH: ROCKY LONG

Date	Opponent	Result	Score	AP Coach		Total			Passing			Rushing			Temp	Att.	Misc	Television
				Rk	Rk	FD - FD	Yds - Yds	TOs - TOs	Yds - Yds	TDs - TDs	Yds - Yds	TDs - TDs	Yds - Yds	TDs - TDs				
A.30	NORTHERN ARIZONA	W	38 - 7			25 - 14	399 - 312	1 - 1	205 - 188	1 - 0	194 - 124	3 - 1	84	30,761	D	CBSSN		
S.6	at (21/23) North Carolina	L	27 - 31			23 - 20	509 - 394	3 - 1	341 - 263	1 - 2	168 - 131	2 - 1	84	58,000	N	ESPNews		
S.20	at Oregon State	L	7 - 28			11 - 25	215 - 372	2 - 2	106 - 275	0 - 0	109 - 97	1 - 4	85	41,339	N	FOX Sports 1		
S.27	UNLV*	W	34 - 17			25 - 26	466 - 455	0 - 2	209 - 346	0 - 1	257 - 109	4 - 1	72	28,005	N	ESPN3		
O.3	at Fresno State*	L	13 - 24			17 - 16	270 - 315	3 - 2	84 - 143	1 - 0	186 - 172	0 - 3	88	33,928	N	CBSSN		
O.10	at New Mexico*	W	24 - 14			19 - 15	470 - 263	4 - 1	73 - 111	0 - 1	397 - 152	3 - 1	60	19,497	N, R	ESPNU		
O.18	HAWAII*	W	20 - 10			19 - 12	457 - 264	1 - 3	174 - 174	1 - 1	283 - 90	1 - 0	71	35,686	N	CBSSN		
N.1	at Nevada*	L	14 - 30			17 - 17	324 - 338	3 - 1	189 - 109	1 - 1	135 - 229	1 - 2	49	20,508	N	CBSSN		
N.8	IDAHO	W	35 - 21			18 - 26	405 - 379	0 - 1	249 - 186	3 - 1	156 - 193	2 - 2	85	46,293	D, HC, FW	ROOT/FSSD		
N.15	at Boise State*	L	29 - 38			16 - 22	357 - 399	1 - 2	188 - 187	1 - 1	169 - 212	2 - 4	9	27,478	N	ESPN2		
N.21	AIR FORCE*	W	30 - 14			23 - 16	502 - 329	1 - 4	326 - 189	1 - 1	176 - 140	1 - 1	61	28,626	N	CBSSN		
N.29	SAN JOSÉ STATE*	W	38 - 7			21 - 12	427 - 231	0 - 2	34 - 133	0 - 1	393 - 98	5 - 0	74	24,391	D	CBSSN		
2014 POINSETTIA BOWL (Qualcomm Stadium, San Diego, Calif.)																		
D.23	NAVY	L	16 - 17			18 - 14	327 - 271	3 - 4	141 - 17	0 - 0	186 - 254	1 - 2	72	33,077	N	ESPN		

## 212 ►►►►► 2021 SAN DIEGO STATE FOOTBALL

ALL-TIME SCORES < HISTORY

AZTEC FOOTBALL MEDIA GUIDE

# All-Time Scores



10 BOWL GAME APPEARANCES SINCE 2010 ▶ 21 CONFERENCE CHAMPIONSHIPS

## 2015 ▶ 11-3 OVERALL ▶ 8-0 MOUNTAIN WEST (1ST - WEST DIV.) ▶ HOME: 6-1; AWAY: 4-2; NEUTRAL: 1-0

COACH: ROCKY LONG

Date	Opponent	Result	Score	AP Coach		FD - FD	Total			Passing			Rushing			Temp	Att.	Misc	Television
				Rk	Rk		Yds - Yds	TOs - TOs	Yds - Yds	TDs - TDs	Yds - Yds	TDs - TDs	Yds - Yds	TDs - TDs					
S.5	SAN DIEGO	W	37 - 3			15 - 13	305 - 188	1 - 6	139 - 109	0 - 0	166 - 79	1 - 0	78	48,785	N, FW	MWN/CI			
S.12	at California	L	7 - 35			16 - 24	325 - 485	2 - 1	173 - 321	1 - 3	152 - 164	0 - 2	63	50,830	D	Pac-12			
S.19	SOUTH ALABAMA	ot-L	27 - 34			14 - 23	305 - 511	1 - 0	165 - 270	2 - 2	140 - 241	1 - 2	84	18,194	N	MWN/CI			
S.26	at Penn State	L	21 - 37			13 - 19	242 - 400	3 - 1	141 - 328	1 - 3	101 - 72	1 - 0	71	95,107	D	Big Ten			
O.3	FRESNO STATE*	W	21 - 7			19 - 6	409 - 89	1 - 0	104 - 77	2 - 1	305 - 12	1 - 0	69	29,996	N	CBSSN			
O.10	at Hawaii*	W	28 - 14			19 - 14	402 - 251	1 - 3	184 - 198	1 - 0	218 - 53	3 - 2	83	28,543	N	TWCSN			
O.17	at San José State*	W	30 - 7			23 - 14	377 - 148	0 - 2	144 - 113	1 - 0	233 - 35	2 - 1	66	16,339	N	ESPNU			
O.23	UTAH STATE*	W	48 - 14			19 - 16	429 - 239	0 - 4	93 - 95	1 - 1	336 - 134	5 - 1	71	25,898	N	ESPN2			
O.31	at Colorado State*	W	41 - 17			21 - 22	456 - 368	0 - 4	180 - 205	1 - 2	276 - 163	3 - 0	63	18,125	D	CBSSN			
N.14	WYOMING*	W	38 - 3			25 - 12	431 - 191	2 - 3	138 - 129	3 - 0	293 - 62	2 - 0	60	36,688	N, HC	CBSSN			
N.21	at UNLV*	W	52 - 14			20 - 18	393 - 270	0 - 4	107 - 190	1 - 2	286 - 80	5 - 0	54	14,738	N	CBSSN			
N.28	NEVADA*	W	31 - 14			17 - 10	408 - 263	0 - 3	88 - 228	0 - 0	320 - 35	4 - 2	53	22,939	N	ESPN2			
<b>2015 MOUNTAIN WEST FOOTBALL CHAMPIONSHIP (Qualcomm Stadium, San Diego, Calif.)</b>																			
D.5	AIR FORCE	W	27 - 24			17 - 14	436 - 340	1 - 0	203 - 35	1 - 0	233 - 305	2 - 3	70	20,959	D	ESPN2			
<b>2015 HAWAII BOWL (Aloha Stadium, Honolulu, Hawaii)</b>																			
D.24	vs. Cincinnati	W	42 - 7			22 - 15	336 - 279	0 - 3	129 - 202	2 - 0	207 - 77	2 - 1	75	22,793	D	ESPN			

## 2016 ▶ 11-3 OVERALL ▶ 6-2 MOUNTAIN WEST (1ST - WEST DIV.) ▶ HOME: 5-1; AWAY: 5-2; NEUTRAL: 1-0

COACH: ROCKY LONG

Final National Ranking: 25 (AP), 25 (Coaches)

Date	Opponent	Result	Score	AP Coach		FD - FD	Total			Passing			Rushing			Temp	Att.	Misc	Television
				Rk	Rk		Yds - Yds	TOs - TOs	Yds - Yds	TDs - TDs	Yds - Yds	TDs - TDs	Yds - Yds	TDs - TDs					
S.3	NEW HAMPSHIRE	W	31 - 0			19 - 8	461 - 141	0 - 1	291 - 70	2 - 0	170 - 71	2 - 0	75	46,486	N, FW				
S.10	CALIFORNIA	W	45 - 40			22 - 30	463 - 604	2 - 4	129 - 522	1 - 1	334 - 82	3 - 0	71	42,473	N	CBSSN			
S.17	at Northern Illinois	W	42 - 28			22 - 20	404 - 368	1 - 2	126 - 213	3 - 3	278 - 155	3 - 1	78	14,513	D	CBSSN			
O.1	at South Alabama	L	24 - 42	19	24	20 - 18	316 - 331	2 - 1	159 - 242	1 - 3	157 - 89	2 - 2	76	14,741	N	ESPNNews			
O.8	UNLV*	W	26 - 7			22 - 9	460 - 122	1 - 1	215 - 9	1 - 0	245 - 113	2 - 0	73	33,296	N	ESPNU			
O.14	at Fresno State*	W	17 - 3			25 - 10	364 - 217	0 - 3	72 - 139	0 - 0	292 - 78	2 - 0	73	24,731	N	CBSSN			
O.21	SAN JOSÉ STATE*	W	42 - 3			22 - 14	460 - 209	1 - 0	167 - 142	1 - 0	293 - 67	5 - 0	75	25,613	N	ESPN2			
O.28	at Utah State*	W	40 - 13			20 - 12	414 - 252	0 - 2	14 - 181	1 - 1	400 - 71	2 - 1	55	17,332	N, R	CBSSN			
N.5	HAWAII*	W	55 - 0			19 - 15	393 - 215	1 - 4	97 - 167	3 - 0	296 - 48	2 - 0	78	41,644	N, HC	CBSSN			
N.12	at Nevada*	W	46 - 16			25 - 19	620 - 366	1 - 3	146 - 276	2 - 2	474 - 90	4 - 0	55	16,730	N	CBSSN			
N.19	at Wyoming*	L	33 - 34	24	25	17 - 29	389 - 487	1 - 1	211 - 282	2 - 2	178 - 205	0 - 2	50	19,112	D	CBSSN			
N.26	COLORADO STATE*	L	31 - 63			16 - 23	377 - 507	2 - 0	183 - 216	2 - 5	194 - 291	2 - 3	53	34,223	N	CBSSN			
<b>2016 MOUNTAIN WEST FOOTBALL CHAMPIONSHIP (War Memorial Stadium, Laramie, Wyo.)</b>																			
D.3	at Wyoming	W	27 - 24			16 - 13	327 - 343	3 - 3	85 - 248	0 - 3	242 - 95	3 - 0	18	24,001	N	ESPN			
<b>2016 LAS VEGAS BOWL (Sam Boyd Stadium, Las Vegas, Nev.)</b>																			
D.17	vs. Houston	W	34 - 10			13 - 16	255 - 254	0 - 4	128 - 229	1 - 0	127 - 25	2 - 1	51	29,286	D	ABC			

## 2017 ▶ 10-3 OVERALL ▶ 6-2 MOUNTAIN WEST (2ND - WEST DIV.) ▶ HOME: 5-2; AWAY: 5-0; NEUTRAL: 0-1

COACH: ROCKY LONG

Date	Opponent	Result	Score	AP Coach		FD - FD	Total			Passing			Rushing			Temp	Att.	Misc	Television
				Rk	Rk		Yds - Yds	TOs - TOs	Yds - Yds	TDs - TDs	Yds - Yds	TDs - TDs	Yds - Yds	TDs - TDs					
S.2	UC DAVIS	W	38 - 17			27 - 16	513 - 315	2 - 3	237 - 258	2 - 2	276 - 57	3 - 0	95	46,132	D, FW	Facebook Live			
S.9	at Arizona State	W	30 - 20			14 - 15	352 - 342	0 - 1	73 - 298	1 - 2	279 - 44	1 - 1	91	54,336	N	Pac-12 Net.			
S.16	(19/19) STANFORD	W	20 - 17			21 - 10	353 - 254	0 - 3	187 - 80	1 - 0	166 - 174	1 - 2	68	43,040	N	CBSSN			
S.23	at Air Force*	W	28 - 24	22	25	19 - 14	367 - 253	1 - 1	180 - 33	1 - 0	187 - 220	3 - 3	50	27,575	D, R	CBSSN			
S.30	NORTHERN ILLINOIS	W	34 - 28	19	21	10 - 22	263 - 417	0 - 4	136 - 262	2 - 3	127 - 155	0 - 1	65	35,717	N	CBSSN			
O.7	at UNLV*	W	41 - 10	19	21	27 - 12	474 - 283	1 - 0	172 - 177	0 - 1	302 - 106	5 - 0	79	19,770	N	ESPN2			
O.14	BOISE STATE*	L	14 - 31	19	18	16 - 15	323 - 311	1 - 0	240 - 125	1 - 1	83 - 186	1 - 1	69	49,053	N	CBSSN			
O.21	FRESNO STATE*	L	3 - 27			14 - 15	255 - 375	1 - 0	90 - 176	0 - 0	165 - 199	0 - 3	68	43,243	N, HC	CBSSN			
O.28	at Hawaii*	W	28 - 7			21 - 12	417 - 195	1 - 0	83 - 160	1 - 0	334 - 35	3 - 1	73	23,018	D	ESPN2			
N.4	at San José State*	W	52 - 7			31 - 8	648 - 200	1 - 3	94 - 147	1 - 1	554 - 33	6 - 0	55	17,629	N	ESPNU			
N.18	NEVADA*	W	42 - 23			25 - 18	494 - 448	1 - 2	205 - 414	1 - 3	289 - 34	3 - 0	62	29,265	N	CBSSN			
N.24	NEW MEXICO*	W	35 - 10		25	19 - 11	463 - 249	2 - 2	198 - 167	2 - 1	265 - 82	3 - 0	86	28,978	D	CBSSN			
<b>2017 ARMED FORCES BOWL (Amon G. Carter Stadium, Fort Worth, Texas)</b>																			
D.23	vs. Army West Point	L	35 - 42			11 - 31	280 - 446	2 - 1	25 - 6	0 - 0	255 - 440	4 - 5	48	35,986	D	ESPN			



# All-Time Scores



10 BOWL GAME APPEARANCES SINCE 2010 ▶ 21 CONFERENCE CHAMPIONSHIPS

## 2018 ▶ 7-6 OVERALL ▶ 4-4 MOUNTAIN WEST (4TH - WEST DIV.) ▶ HOME: 5-2; AWAY: 2-3; NEUTRAL: 0-1

COACH: ROCKY LONG

Date	Opponent	Result	Score	AP Coach		FD - FD	Total			Passing			Rushing			Temp	Att.	Misc	Television
				Rk	Rk		Yds - Yds	TOs - TOs	Yds - Yds	TDs - TDs	Yds - Yds	TDs - TDs	Yds - Yds	TDs - TDs					
A.31	at (13/13) Stanford	L	10 - 31			11 - 19	263 - 382	1 - 1	113 - 332	0 - 4	150 - 50	1 - 0	71	40,913	N	FS1			
S.8	Sacramento State	W	28 - 14			25 - 10	429 - 234	2 - 0	271 - 181	0 - 1	158 - 53	3 - 1	77	45,755	N, F				
S.15	(23/25) Arizona State	W	28 - 21			27 - 21	440 - 377	1 - 0	129 - 341	1 - 2	311 - 36	2 - 1	73	34,641	N	CBSSN			
S.22	Eastern Michigan	ot-W	23 - 20			15 - 14	350 - 355	1 - 2	176 - 236	2 - 1	174 - 119	0 - 1	70	30,898	N	CBSSN			
O.6	at (rv/24) Boise State*	W	19 - 13			9 - 16	267 - 229	2 - 3	113 - 178	0 - 0	154 - 51	2 - 2	57	36,679	D	ESPNU			
O.12	Air Force*	W	21 - 17			13 - 14	297 - 276	1 - 1	213 - 62	1 - 0	84 - 214	1 - 2	67	25,326	N	CBSSN			
O.20	San José State*	W	16 - 13			16 - 18	293 - 295	1 - 1	86 - 233	0 - 0	207 - 62	1 - 1	70	30,451	N, HC	CBSSN			
O.27	at Nevada*	L	24 - 28			24 - 14	456 - 297	2 - 0	283 - 235	3 - 2	173 - 62	0 - 1	68	14,545	N	ESPNU			
N.3	at New Mexico*	W	31 - 23			17 - 11	401 - 142	3 - 1	240 - 41	1 - 2	161 - 101	3 - 0	51	14,646	N	ESPNU			
N.10	UNLV*	L	24 - 27			21 - 19	368 - 436	2 - 2	279 - 237	2 - 1	89 - 199	1 - 2	61	24,986	N	ESPN2			
N.17	at Fresno State*	L	14 - 23			8 - 17	282 - 390	0 - 0	218 - 267	2 - 1	64 - 123	0 - 2	55	36,123	N	CBSSN			
N.24	Hawaii**	ot-L	30 - 31			21 - 22	402 - 516	0 - 2	178 - 452	2 - 3	224 - 64	2 - 1	61	28,014	N	ESPNU			
<b>2018 FRISCO BOWL (Toyota Stadium, Frisco, Texas)</b>																			
D.19	vs. Ohio	L	0 - 27			18 - 21	287 - 421	2 - 2	134 - 206	0 - 1	153 - 215	0 - 2	56	11,029	N, R	ESPN			

## 2019 ▶ 10-3 OVERALL ▶ 5-3 MOUNTAIN WEST (T-1ST - WEST DIV.) ▶ HOME: 4-2; AWAY: 5-1; NEUTRAL: 1-0

COACH: ROCKY LONG

Date	Opponent	Result	Score	AP Coach		FD - FD	Total			Passing			Rushing			Temp	Att.	Misc	Television
				Rk	Rk		Yds - Yds	TOs - TOs	Yds - Yds	TDs - TDs	Yds - Yds	TDs - TDs	Yds - Yds	TDs - TDs					
A.31	Weber State	W	6 - 0			14 - 5	238 - 154	1 - 1	108 - 119	0 - 0	130 - 35	0 - 0	80	40,222	N				
S.7	at UCLA	W	23 - 14			22 - 16	373 - 261	0 - 2	293 - 199	1 - 1	80 - 62	1 - 1	87	36,951	D	Pac-12			
S.14	at New Mexico State	W	31 - 10			24 - 17	397 - 329	1 - 4	116 - 299	1 - 1	281 - 30	3 - 0	79	10,123	N	FS Arizona+			
S.21	Utah State*	L	17 - 23			25 - 23	372 - 375	1 - 0	281 - 293	2 - 0	91 - 82	0 - 1	70	27,367	N	CBSSN			
O.5	at Colorado State*	W	24 - 10			14 - 13	238 - 235	0 - 4	147 - 217	3 - 1	91 - 18	0 - 0	56	29,767	N	ESPN2			
O.12	Wyoming*	W	26 - 22			21 - 11	329 - 266	0 - 2	209 - 109	2 - 1	120 - 157	1 - 2	65	28,758	N	CBSSN			
O.19	at San José State*	W	27 - 17			22 - 15	348 - 272	0 - 1	88 - 218	0 - 2	260 - 54	2 - 0	70	18,285	N				
O.26	at UNLV*	W	20 - 17			18 - 18	335 - 376	1 - 0	185 - 255	1 - 2	150 - 121	0 - 0	74	19,652	N	CBSSN			
N.9	Nevada*	L	13 - 17	24 - 24		18 - 12	309 - 226	1 - 1	196 - 197	0 - 1	113 - 29	1 - 1	64	27,873	N, HC	ESPN2			
N.15	Fresno State*	W	17 - 7			24 - 13	425 - 207	2 - 3	323 - 137	1 - 0	102 - 70	1 - 1	60	26,876	N	ESPN2			
N.23	at Hawaii**	L	11 - 14		25	21 - 24	318 - 347	0 - 1	229 - 215	0 - 1	89 - 132	1 - 1	78	24,911	N	Spectrum			
N.30	Brigham Young	W	13 - 3			12 - 23	269 - 416	0 - 3	172 - 338	1 - 0	97 - 78	0 - 0	54	28,180	N	CBSSN			
<b>2019 NEW MEXICO BOWL (Dreamstyle Stadium, Albuquerque, N.M.)</b>																			
D.21	vs. Central Michigan	W	48 - 11			24 - 8	510 - 277	1 - 5	287 - 165	3 - 0	223 - 112	2 - 1	42	18,823	D	ESPN			

## 2020 ▶ 4-4 OVERALL ▶ 4-2 MOUNTAIN WEST (4TH) ▶ HOME: 3-1; AWAY: 1-3

COACH: BRADY HOKE

Date	Opponent	Result	Score	AP Coach		FD - FD	Total			Passing			Rushing			Temp	Att.	Misc	Television
				Rk	Rk		Yds - Yds	TOs - TOs	Yds - Yds	TDs - TDs	Yds - Yds	TDs - TDs	Yds - Yds	TDs - TDs					
O.24	UNLV*	W	34 - 6			21 - 11	424 - 186	1 - 1	137 - 106	1 - 1	287 - 80	3 - 0	65	0	N	CBSSN			
O.31	at Utah State*	W	38 - 7			30 - 11	570 - 215	0 - 3	163 - 112	3 - 0	407 - 103	2 - 1	55	5,116	N	CBSSN			
N.6	San José State*	L	17 - 28			20 - 16	362 - 298	3 - 1	261 - 182	0 - 2	101 - 116	2 - 2	64	0	N	CBSSN			
N.14	Hawaii**	W	34 - 10			15 - 14	356 - 272	3 - 3	30 - 209	0 - 1	326 - 63	3 - 0	68	0	D	Spec/YurView			
N.21	at Nevada*	L	21 - 26			16 - 19	293 - 376	1 - 1	184 - 288	1 - 2	109 - 88	2 - 0	47	50	D	CBS			
N.28	at Colorado	L	10 - 20			10 - 19	155 - 272	1 - 1	76 - 138	0 - 1	79 - 134	0 - 1	55	0	D	Pac-12			
D.5	Colorado State*	W	29 - 17			17 - 15	247 - 265	0 - 2	247 - 144	1 - 0	117 - 121	0 - 2	67	0	D	CBSSN			
D.12	at (14/16) Brigham Young	L	14 - 28			23 - 17	399 - 384	2 - 1	230 - 303	1 - 3	169 - 81	1 - 1	25	1,099	N	ESPN2			

All totals listed SDSU-Opponent. Rank is SDSU's AP and Coaches (if applicable) poll rankings at game time. (#) - Opponent national ranking at game time appears before opponent name. D - day game; N - night game; R - rain (starting in 2014); S - snow; HC - Homecoming; FW - KGB SkyShow; NA - not applicable, played indoors.

# All-Time Series Results



10 BOWL GAME APPEARANCES SINCE 2010 ▶ 21 CONFERENCE CHAMPIONSHIPS

## Series Records vs. Current NCAA Division I Football Teams Only

	W	L	T	SDSU	Opp.	Home	Away	Last Meeting	Streak
▶ Air Force	17	19	0	880	1,020	10-7	7-11	W, 21-17 (h, '18)	W8
Akron	1	0	0	41	0	1-0	0-0	W, 41-0 (h, '65)	W1
▶ Arizona	5	10	0	220	283	3-3	2-7	L, 10-23 (h, '01)	L4
Arizona State	2	10	1	159	427	1-5-1	1-5	W, 28-21 (h, '18)	W2
Arkansas State	1	0	0	24	14	1-0	0-0	W, 24-14 (h, '76)	W1
Army West Point	2	1	0	100	69	1-0	1-0	L, 35-42 (n, '17)	L1
▶ Boise State	3	3	0	152	184	1-2	2-1	W, 19-13 (a, '18)	W1
Bowling Green	2	0	1	83	55	1-0-1	1-0	W, 27-15 (a, '76)	W1
Brigham Young	8	29	1	712	1,226	6-12-1	2-17	L, 14-28 (a, '20)	L1
Buffalo	1	0	0	49	24	0-0	0-0	W, 49-24 (n, '13)	W1
California	4	4	0	197	233	4-0	0-4	W, 45-40 (h, '16)	W1
Cal Poly	14	11	0	620	438	8-6	6-5	W, 49-21 (h, '11)	W1
Cincinnati	1	1	0	65	59	0-1	0-0	W, 42-7 (n, '15)	W1
Central Michigan	1	0	0	48	11	0-0	0-0	W, 48-11 (n, '19)	W1
Colorado	0	2	0	24	54	0-0	0-2	L, 10-20 (a, '20)	L2
Colorado State	22	14	0	882	788	11-8	11-6	W, 29-17 (h, '20)	W2
Eastern Illinois	1	1	0	59	47	1-1	0-0	L, 19-40 (h, '13)	L1
Eastern Michigan	1	0	0	23	20	1-0	0-0	W, 23-20 (h, '18)	W1
Eastern Washington	1	0	0	19	9	1-0	0-0	W, 19-9 (h, '03)	W1
Florida State	2	0	0	79	33	2-0	0-0	W, 41-16 (h, '77)	W2
▶ Fresno State	30	25	4	1,205	1,217	17-11-2	13-14-2	W, 17-7 (h, '19)	W1
▶ Hawai'i	22	11	2	1,072	691	11-4	11-7-2	W, 34-10 (h, '20)	W1
Houston	1	2	0	57	73	0-1	0-1	W, 34-10 (n, '16)	W1
Idaho	3	2	0	178	141	3-0	0-2	W, 35-21 (h, '14)	W1
Idaho State	1	0	0	38	21	1-0	0-0	W, 38-21 (h, '04)	W1
Illinois	0	2	0	23	87	0-1	0-1	L, 13-49 (h, '00)	L2
Iowa	0	1	0	38	39	0-1	0-0	L, 38-39 (h, '86)	L1
Iowa State	3	3	0	186	163	3-2	0-1	W, 52-31 (h, '81)	W1
Kansas	1	0	0	41	13	0-0	1-0	W, 41-13 (a, '99)	W1
Kent State	2	0	0	31	9	1-0	1-0	W, 17-9 (h, '73)	W2
Louisiana	0	1	0	30	32	0-0	0-0	L, 30-32 (n, '11)	L1
Miami (Fla.)	1	5	0	108	210	1-2	0-3	L, 17-63 (h, '92)	L4
Michigan	0	2	0	28	52	0-0	0-2	L, 7-28 (a, '11)	L2
Minnesota	1	1	0	65	57	1-0	0-1	L, 7-31 (a, '94)	L1
Missouri	0	3	0	46	103	0-1	0-2	L, 24-27 (a, '10)	L3
Montana State	3	0	0	76	32	2-0	1-0	W, 34-22 (a, '68)	W3
Navy	3	1	0	152	75	3-1	0-0	L, 16-17 (h, '14)	W3
▶ Nevada	7	6	0	344	343	5-2	2-4	L, 21-26 (a, '20)	L3
New Hampshire	1	0	0	31	0	1-0	0-0	W, 31-0 (h, '16)	W1
▶ New Mexico	27	15	0	1,084	1,059	14-8	13-7	W, 31-23 (a, '18)	W7
▶ New Mexico State	10	1	1	384	153	7-0	3-1	W, 31-10 (a, '19)	W8
Nicholls State	1	0	0	47	0	1-0	0-0	W, 47-0 (h, '10)	W1

	W	L	T	SDSU	Opp.	Home	Away	Last Meeting	Streak
North Carolina	0	2	0	40	51	0-0	0-0	L, 27-31 (a, '14)	L2
North Dakota	1	0	0	49	41	1-0	0-1	W, 49-41 (h, '12)	W1
North Dakota State	1	0	0	36	0	1-0	0-0	W, 36-0 (h, '66)	W1
North Texas	6	1	0	229	87	4-0	2-1	W, 30-12 (h, '75)	W1
Northern Arizona	3	0	0	74	15	2-0	1-0	W, 38-7 (h, '14)	W3
Northern Illinois	6	0	0	228	96	4-0	2-0	W, 34-28 (h, '17)	W6
Notre Dame	0	1	0	13	21	0-0	0-1	L, 13-21 (a, '08)	L1
Ohio	0	1	0	0	27	0-0	0-0	L, 0-27 (n, '19)	L1
Ohio State	0	4	0	38	112	0-0	0-4	L, 7-42 (a, '13)	L4
Oklahoma	1	1	0	73	69	1-0	0-1	W, 51-31 (h, '96)	W1
Oklahoma State	2	2	0	80	56	1-1	1-1	L, 16-19 (a, '84)	L1
Oregon	0	4	0	91	150	0-2	0-2	L, 21-42 (a, '90)	L4
Oregon State	2	3	0	82	105	1-1	1-1	L, 7-28 (a, '14)	L3
Penn State	0	1	0	21	37	0-0	0-1	L, 21-37 (a, '15)	L1
Portland State	1	0	0	52	17	1-0	0-0	W, 52-17 (h, '07)	W1
Sacramento State	1	0	0	28	14	1-0	0-0	W, 28-14 (h, '18)	W1
Samford	1	0	0	37	17	1-0	0-0	W, 37-17 (h, '03)	W1
San Diego	2	0	0	80	15	2-0	0-0	W, 37-3 (h, '15)	W2
▶ San José State	22	20	2	971	930	12-7-1	10-13-1	L, 17-28 (h, '20)	L1
South Alabama	0	2	0	51	76	0-1	0-1	L, 24-52 (a, '16)	L2
South Florida	1	0	0	41	12	1-0	0-0	W, 41-12 (h, '99)	W1
Southern Mississippi	2	1	0	109	31	2-0	0-1	L, 0-10 (a, '71)	L1
Southern Utah	1	0	0	35	19	1-0	0-0	W, 35-19 (h, '09)	W1
Stanford	2	4	0	131	159	2-1	0-3	L, 10-31 (a, '18)	L1
TCU	0	7	0	121	283	0-4	0-3	L, 14-27 (h, '11)	L7
Tennessee State	1	0	1	29	21	1-0-1	0-0	T, 13-13 (h, '68)	T1
Texas Southern	1	0	0	42	33	1-0	0-0	W, 42-23 (h, '68)	W1
▶ Towson								First Meeting	
Tulsa	2	2	0	91	83	1-0	1-1	W, 24-14 (a, '98)	W1
UC Davis	1	0	0	38	17	1-0	0-0	W, 38-17 (h, '17)	W1
UCLA	1	21	1	264	709	0-13-1	1-8	W, 23-14 (a, '19)	W1
▶ UNLV	20	10	0	809	583	12-4	8-6	W, 34-6 (h, '20)	W2
USC	0	2	1	58	90	0-0-1	0-2	L, 21-24 (a, '99)	L2
▶ Utah	12	17	1	718	854	7-8-1	5-9	L, 34-38 (h, '10)	L5
Utah State	13	2	0	441	201	8-2	5-0	W, 38-7 (a, '20)	W1
UTEP	18	4	0	776	449	9-2	9-2	L, 27-34 (h, '06)	L1
Washington	0	3	0	40	103	0-0	0-3	L, 12-21 (a, '12)	L3
Washington State	1	1	0	59	69	1-0	0-1	W, 42-24 (h, '11)	W1
Weber State	3	0	0	102	46	2-0	1-0	W, 6-0 (h, '19)	W3
Wisconsin	1	4	0	60	128	1-1	0-3	L, 0-14 (a, '06)	L4
Wyoming	19	19	0	1,014	1,037	12-7	7-12	W, 26-22 (h, '19)	W2

▶ - Indicates 2021 opponent



### AIR FORCE

Series: Air Force leads, 19-17

Home: 10-7, Away: 7-11, Neutral: 0-1

Qualcomm Stadium/Jack Murphy/SD: 10-7  
Falcons Stadium: 7-11

MW Games: 11-7, WAC Games: 5-12

Longest SDSU Win Streak: 8 (2010-current)

Longest Air Force Win Streak: 9 (1981-89)

Date	Location (Opp. NR)	Score
Western Athletic Conference Era		
S.20.80	A-Falcons Stadium*	W 13-10
N.29.81	N-Mirage Bowl (Tokyo, Japan)*	L 16-21
S.11.82	A-Falcons Stadium*	L 32-44
D.3.83	H-Jack Murphy Stadium (18)*	L 7-38
S.1.84	A-Falcons Stadium*	L 16-34
N.2.85	A-Falcons Stadium (7)*	L 10-31
O.25.86	H-Jack Murphy Stadium (HC)*	L 10-22
S.19.87	A-Falcons Stadium*	L 7-49
S.11.88	H-Jack Murphy Stadium*	L 36-52
S.2.89	A-Falcons Stadium*	L 36-52
S.29.90	H-Jack Murphy Stadium*	W 48-18
S.21.91	A-Falcons Stadium*	L 20-21
O.24.92	H-Jack Murphy Stadium*	L 17-20
S.18.93	A-Falcons Stadium*	W 38-31
O.1.94	H-Jack Murphy Stadium*	L 35-36
N.28.96	H-Jack Murphy Stadium*	W 28-23
S.27.97	A-Falcons Stadium (25)*	ot-L 18-24

### Mountain West Era

O.2.99	H-Qualcomm Stadium*	L 22-23
N.18.00	A-Falcons Stadium*	L 24-45
S.29.01	H-Qualcomm Stadium*	L 21-45
N.23.02	A-Falcons Stadium*	W 38-34
N.22.03	H-Qualcomm Stadium*	W 24-3
N.13.04	A-Falcons Stadium*	W 37-31
S.10.05	A-Falcons Stadium*	L 29-41
O.21.06	H-Qualcomm Stadium*	W 19-12
N.17.07	A-Falcons Stadium*	L 23-55
O.11.08	H-Qualcomm Stadium (FW)*	L 10-35
S.26.09	A-Falcons Stadium*	L 14-26
O.16.10	H-Qualcomm Stadium (23)(HC)*	W 25-23
O.13.11	A-Falcons Stadium*	W 41-27
N.10.12	H-Qualcomm Stadium*	W 28-9
O.10.13	A-Falcons Stadium*	W 27-20
N.21.14	H-Qualcomm Stadium*	W 30-14
D.5.15	H-Qualcomm Stadium (MWC)	W 27-14
S.23.17	A-Falcons Stadium*	W 28-24
O.12.18	H-SDCCU Stadium*	W 21-17

SDSU was ranked No. 22 entering the 2017 game.



### ARIZONA

Series: Arizona leads, 10-5

Home: 3-3, Away: 2-7

Qualcomm Stadium/Jack Murphy/SD: 2-3

### Arizona Stadium: 2-7

Longest SDSU Win Streak: 2 (2x; last: 1977-79)

Longest UA Win Streak: 4 (2x; last: 1997-current)

Date	Location (Opp. NR)	Score
O.2.31	A-Arizona Stadium	W 8-0
N.19.32	H-Balboa Stadium	W 13-0
S.28.34	A-Arizona Stadium	L 0-7
O.20.45	A-Arizona Stadium	L 0-46
N.17.45	A-Arizona Stadium	L 0-28
S.25.48	A-Arizona Stadium	L 6-14
N.20.71	H-San Diego Stadium	W 39-10
S.14.74	A-Arizona Stadium	L 10-17
N.8.75	H-San Diego Stadium	L 24-31
S.17.77	A-Arizona Stadium	W 21-14
N.10.79	H-San Diego Stadium	W 42-10
O.4.97	A-Arizona Stadium	L 28-31
S.24.98	H-Qualcomm Stadium (16)	L 16-35
S.16.00	A-Arizona Stadium	L 3-17
A.30.01	H-Qualcomm Stadium	L 10-23

SDSU was ranked No. 13 entering the 1975 game.



### BOISE STATE

Series: tied, 3-3

Home: 1-2, Away: 2-1

Qualcomm Stadium/Jack Murphy/SD: 1-2  
Albertsons Stadium: 2-1

### MW Games: 3-3

Longest SDSU Win Streak: 2 (2012-13)

Longest Boise Win Streak: 2 (2014-17)

Date	Location (Opp. NR)	Score
N.19.11	H-Qualcomm Stadium*	L 35-52
N.3.12	A-Bronco Stadium* (19)	W 21-19
N.23.13	H-Qualcomm Stadium*	W 34-31
N.15.14	A-Albertsons Stadium*	L 29-38
O.14.17	H-SDCCU Stadium*	L 14-31
O.6.18	A-Albertsons Stadium*	W 19-13

SDSU was ranked No. 18 entering the 2017 game.



### FRESNO STATE

Series: San Diego State leads 30-25-4

Home: 17-11-2, Away: 13-14-2

SDCCU/Qualcomm/Jack Murphy/SD: 10-4

Bulldog Stadium: 2-5

CCAA Games: 8-11-4, PCAA Games: 6-1

WAC Games: 6-3, MW Games: 3-5

Longest SDSU Win Streak: 9 (1962-70)

Longest Fresno St. Win Streak: 8 (1954-61)

Date	Location (Opp. NR)	Score
Southern California Junior College Era		
N.29.23	H-Balboa Stadium	W 12-2
N.27.24	A-Fire/Police Baseball Park	L 0-7
Southern California Intercollegiate Athletic Era		

# All-Time Series Results



10 BOWL GAME APPEARANCES SINCE 2010 ► 21 CONFERENCE CHAMPIONSHIPS

SERIES RESULTS < HISTORY

0.30.26	H-Navy* Sports Field	L	7-28
D.5.31	A-Ratcliffe Stadium	W	15-0
<b>California Collegiate Athletic Association Era</b>			
0.25.40	H-Balboa Stadium*	T	0-0
0.25.41	A-Ratcliffe Stadium*	L	0-26
O.11.42	H-Aztec Bowl*	L	0-66
O.27.45	A-Ratcliffe Stadium	W	7-0
O.26.46	H-Balboa Stadium*	W	7-0
N.1.47	A-Ratcliffe Stadium*	T	7-7
N.6.48	A-Ratcliffe Stadium*	L	6-7
N.5.49	A-Ratcliffe Stadium*	W	18-7
O.21.50	H-Aztec Bowl*	T	20-20
N.3.51	A-Ratcliffe Stadium	W	13-7
N.1.52	H-Balboa Stadium	L	33-49
O.31.53	A-Ratcliffe Stadium*	T	27-27
O.30.54	H-Balboa Stadium*	L	0-20
N.5.55	A-Ratcliffe Stadium*	L	6-20
N.17.56	H-Aztec Bowl*	L	7-50
N.2.57	A-Ratcliffe Stadium*	L	0-27
N.1.58	H-Aztec Bowl* (HC)	L	20-22
O.31.59	A-Ratcliffe Stadium*	L	13-58
O.29.60	H-Aztec Bowl* (HC)	L	0-60
O.28.61	A-Ratcliffe Stadium*	L	6-27
O.27.62	H-Aztec Bowl*	W	29-26
N.2.63	A-Ratcliffe Stadium*	W	34-6
O.31.64	H-Aztec Bowl*	W	44-6
O.30.65	A-Ratcliffe Stadium*	W	26-7
O.29.66	H-Aztec Bowl*	W	34-13
O.28.67	A-Ratcliffe Stadium*	W	28-21

<b>Independent Era</b>			
N.2.68	H-San Diego Stadium	W	42-12
<b>Pacific Coast Athletic Association Era</b>			
N.1.69	A-Ratcliffe Stadium*	W	48-20
O.31.70	H-San Diego Stadium*	W	56-14
O.30.71	A-Ratcliffe Stadium*	L	10-17
O.28.72	H-San Diego Stadium*	W	21-14
N.17.73	A-Ratcliffe Stadium*	W	41-6
O.12.74	H-San Diego Stadium*	W	24-21
O.11.75	A-Ratcliffe Stadium*	W	29-0

<b>Independent Era</b>			
S.18.76	H-San Diego Stadium	W	7-3
O.8.77	A-Ratcliffe Stadium	L	14-34
<b>Western Athletic Conference Era</b>			
O.7.78	H-San Diego Stadium*	W	31-14
S.22.79	A-Ratcliffe Stadium*	W	32-23
N.21.92	H-Jack Murphy Stadium*	L	41-45
N.20.93	A-Bulldog Stadium*	L	37-63
N.26.94	H-Jack Murphy Stadium*	L	42-49
O.14.95	H-Jack Murphy Stadium*	W	48-24
N.23.96	H-Jack Murphy Stadium*	W	31-21
N.15.97	A-Bulldog Stadium*	W	20-19
N.7.98	H-Qualcomm Stadium*	W	10-0

<b>Mountain West Era</b>			
A.29.02	A-Bulldog Stadium	L	14-16
D.3.11	H-Qualcomm Stadium	W	35-28
S.29.12	A-Bulldog Stadium*	L	40-52
O.26.13	H-Qualcomm Stadium (15) (HC)* ot-L	28-35	
O.3.14	A-Bulldog Stadium*	L	13-24
O.3.15	H-Qualcomm Stadium*	W	21-7
O.14.16	A-Bulldog Stadium*	W	17-3
O.21.17	H-SDCCU Stadium* (HC)	L	3-27
N.17.18	A-Bulldog Stadium*	L	14-23
N.15.19	H-SDCCU Stadium*	W	17-7

SDSU was ranked No. 14 entering the 1970 game.



<b>HAWAI'I</b>			
Series: San Diego State leads 22-11-2			
Home: 11-4, Away: 11-7-2			
SDCCU/Qualcomm/Jack Murphy/SD: 8-3			
Aloha Stadium: 11-7-2			
WAC Games: 12-5-2; MW Games: 7-2			
Longest SDSU Win Streak: 9 (1990-98)			
Longest UH Win Streak: 2 (five times)			
Date	Location (Opp. NR)		Score

<b>California Collegiate Athletic Association Era</b>			
N.15.39	H-Aztec Bowl	L	10-13
D.7.40	A-Honolulu Stadium	L	7-33
S.20.50	A-Honolulu Stadium	W	49-27
J.1.51	A-Honolulu Stadium	W	34-13
S.26.53	H-San Diego Stadium	W	40-7
<b>Western Athletic Conference Era</b>			
N.8.80	A-Aloha Stadium*	L	6-31
O.24.81	H-Jack Murphy Stadium*	L	10-28
N.6.82	A-Aloha Stadium*	W	31-28
O.1.83	A-Aloha Stadium*	T	27-27
O.27.84	A-Aloha Stadium*	L	10-16
N.30.85	A-Aloha Stadium*	T	10-10
N.22.86	H-Jack Murphy Stadium*	W	35-5
O.31.87	A-Aloha Stadium*	W	29-21
O.15.88	H-Jack Murphy Stadium* (HC)	L	30-32
O.7.89	A-Aloha Stadium* (20)	L	24-31
N.10.90	H-Jack Murphy Stadium*	W	44-38
O.5.91	A-Aloha Stadium*	W	47-21
N.14.92	H-Jack Murphy Stadium* (23)	W	52-28
O.9.93	A-Aloha Stadium*	W	45-14
O.29.94	H-Jack Murphy Stadium*	W	38-23
N.18.95	A-Aloha Stadium*	W	49-10
O.11.96	H-Jack Murphy Stadium*	W	56-8
O.25.97	A-Aloha Stadium*	W	10-3
O.9.98	H-Qualcomm Stadium*	W	35-13

<b>Mountain West Era</b>			
D.7.02	A-Aloha Stadium	L	40-41
D.3.05	A-Aloha Stadium	L	38-49
O.6.12	H-Qualcomm Stadium*	W	52-14
N.16.13	A-Aloha Stadium*	ot-W	28-21
O.18.14	H-Qualcomm Stadium*	W	20-10
O.10.15	A-Aloha Stadium*	W	28-14
N.5.16	H-Qualcomm Stadium* (HC)	W	55-0
O.28.17	A-Aloha Stadium*	W	28-7
N.24.18	H-SDCCU Stadium*	ot-L	30-31
N.23.19	A-Aloha Stadium*	L	11-14
N.14.20	H-Dignity Health (Carson)*	W	34-10



<b>NEVADA</b>			
Series: San Diego State leads, 7-6			
Home: 5-2, Away: 2-4			
SDCCU/Qualcomm/Jack Murphy/SD: 5-1			
Mackay Stadium: 2-4			
MW Games: 5-4			
Longest SDSU Win Streak: 4 (1995-13)			
Longest Nevada Win Streak: 3 (2018-20)			
Date	Location (Opp. NR)		Score

<b>California Collegiate Athletic Association Era</b>			
N.11.45	A-Reno	L	6-44
O.19.46	H-Balboa Stadium	L	0-26
<b>Western Athletic Conference Era</b>			
S.28.95	H-Jack Murphy Stadium	W	30-27
<b>Mountain West Era</b>			
S.25.04	H-Qualcomm Stadium	W	27-10
O.20.12	A-Mackay Stadium*	ot-W	39-38
O.4.13	H-Qualcomm Stadium*	ot-W	51-44
N.1.14	A-Mackay Stadium*	L	14-30
N.28.15	H-Qualcomm Stadium*	W	31-14
N.12.16	A-Mackay Stadium*	W	46-16
N.18.17	H-SDCCU Stadium*	W	42-23
O.27.18	A-Mackay Stadium*	L	24-28
N.9.19	H-SDCCU Stadium* (HC)	L	13-17
N.21.20	A-Mackay Stadium*	L	21-26

SDSU was ranked No. 24 entering the 2019 game.



<b>NEW MEXICO</b>			
Series: San Diego State leads, 27-15			
Home: 14-8, Away: 13-7			
SDCCU/Qualcomm /Jack Murphy/SD: 14-8			
University Stadium: 13-5			
MW Games: 8-9; WAC Games: 18-3			
Longest SDSU Win Streak: 13 (1984-1996)			
Date	Location (Opp. NR)		Score

<b>Longest UNM Win Streak: 8 (2001-08)</b>			
Date	Location (Opp. NR)		Score
O.17.53	A-Zimmerman Field	L	12-41
S.25.54	H-Aztec Bowl	L	7-28
N.24.56	A-Zimmerman Field	L	6-34
N.27.76	H-San Diego Stadium	W	17-14

<b>Western Athletic Conference Era</b>			
N.25.78	H-San Diego Stadium*	W	27-24
O.6.79	A-University Stadium*	W	35-7
N.22.80	H-Jack Murphy Stadium*	W	24-22
O.3.81	A-University Stadium*	W	17-15
O.16.82	H-Jack Murphy Stadium*	L	17-22
N.19.83	A-University Stadium*	L	14-34
N.17.84	H-Jack Murphy Stadium*	W	37-31
N.23.85	H-Jack Murphy Stadium*	W	55-20
S.27.86	A-University Stadium*	W	38-34
N.21.87	H-Jack Murphy Stadium*	W	53-30
N.19.88	A-University Stadium*	W	18-10
N.4.89	H-Jack Murphy Stadium*	W	45-28
N.17.90	A-University Stadium*	W	40-34
O.12.91	H-Jack Murphy Stadium*	W	38-24
O.3.92	A-University Stadium*	W	49-21
O.23.93	H-Jack Murphy Stadium* (HC)	W	20-17
O.15.94	A-University Stadium*	W	20-13
N.4.95	H-Jack Murphy Stadium*	W	38-29
O.19.96	A-University Stadium*	W	48-42
O.11.97	H-Jack Murphy Stadium*	L	21-36
O.17.98	A-University Stadium*	ot-W	36-33

<b>Mountain West Era</b>			
O.9.99	H-Qualcomm Stadium* (HC)	L	21-24
N.4.00	A-University Stadium*	W	17-16
N.3.01	H-Qualcomm Stadium*	L	15-20
N.9.02	A-University Stadium*	L	8-15
O.18.03	H-Qualcomm Stadium* (HC)	L	7-30
O.23.04	A-University Stadium*	L	9-19
O.22.05	H-Qualcomm Stadium*	L	24-47
N.25.06	A-University Stadium*	L	14-41
N.20.07	H-Qualcomm Stadium* (HC)	L	17-20
O.18.08	A-University Stadium*	L	7-70
O.31.09	H-Qualcomm Stadium*	W	23-20
O.23.10	A-University Stadium*	W	30-20
N.5.11	H-Qualcomm Stadium*	W	35-7
N.2.13	H-Qualcomm Stadium*	W	35-30
O.10.14	A-University Stadium*	W	24-14
N.24.17	H-SDCCU Stadium*	W	35-10
N.3.18	A-University Stadium*	W	31-23



<b>NEW MEXICO STATE</b>			
Series: San Diego State leads, 10-1-1			
Home: 7-0, Away: 3-1-1			
Qualcomm Stadium /Jack Murphy/SD: 5-0			
Aggie Memorial Stadium: 3-1			
Longest SDSU Win Streak: 8 (1969-current)			
Longest NMSU Win Streak: 1 (1955)			
Date	Location (Opp. NR)		Score

<b>Southern California Interscholastic Athletic Association Era</b>			
O.31.36	A-Quesenberry Field	T	7-7
O.23.37	H-Aztec Bowl	W	20-0
<b>California Collegiate Athletic Association Era</b>			
O.15.49	H-Aztec Bowl	W	39-18
N.12.55	A-Aggie Memorial Stadium	L	6-26
<b>Pacific Coast Athletic Association Era</b>			
N.15.69	H-San Diego Stadium	W	70-21
O.13.73	H-San Diego Stadium	W	27-0
N.16.74	H-San Diego Stadium	W	35-14
O.18.75	H-San Diego Stadium	W	48-3

<b>Mountain West Era</b>			
O.3.09	H-Qualcomm Stadium	W	34-17
S.11.10	A-Aggie Memorial Stadium	W	41-21
S.28.13	A-Aggie Memorial Stadium	W	26-16
S.14.19	A-Aggie Memorial Stadium	W	31-10



<b>SAN JOSE STATE</b>			
Series: San Diego State leads, 22-20-2			
Home: 12-7-1, Away: 10-13-1			
SDCCU/Qualcomm/Jack Murphy/SD: 10-1			
Spartan Stadium: 10-13-1			
SCIA Games: 0-1; CCAA Games: 0-8;			
PCAA Games: 4-1; WAC Games: 3-0			
MW Games: 7-1			
Longest SDSU Win Streak: 7 (two times)			
Longest SJSU Win Streak: 11 (1938-52)			
Date	Location (Opp. NR)		Score

<b>Southern California Intercollegiate Athletic Era</b>			
O.11.35	A-Spartan Stadium	L	9-24
O.24.36	H-Aztec Bowl	W	14-6
N.25.37	A-Spartan Stadium	W	7-6
O.29.38	H-Aztec Bowl*	L	0-14
<b>California Collegiate Athletic Association Era</b>			
O.13.39	A-Spartan Stadium*	L	0-42
O.11.40	A-Spartan Stadium*	L	0-10
O.10.41	A-Spartan Stadium*	L	0-20
N.8.42	A-Spartan Stadium*	L	0-26
N.16.46	H-Balboa Stadium*	L	0-6
O.25.47	H-Balboa Stadium*	L	7-32
N.12.48	A-Spartan Stadium*	L	13-21
N.12.49	H-Aztec Bowl*	L	0-40
S.29.50	A-Spartan Stadium	L	0-26
S.27.52	H-Aztec Bowl	L	6-47
O.20.56	H-Balboa Stadium	T	27-27
O.25.57	A-Spartan Stadium	L	0-46
N.28.64	A-Spartan Stadium	L	15-20
O.19.66	A-Spartan Stadium	W	25-0

<b>Independent Era</b>			
O.26.68	H-San Diego Stadium (HC)	W	48-6
<b>Pacific Coast Athletic Association Era</b>			
O.4.69	A-Spartan Stadium*	W	55-21
O.17.70	H-San Diego Stadium*	W	32-6
N.6.71	A-Spartan Stadium*	L	7-45
O.7.72	H-San Diego Stadium*	W	23-12
N.3.73	A-Spartan Stadium*	T	27-27
O.19.74	H-San Diego Stadium* (HC)	W	40-14
N.15.75	A-Spartan Stadium*	L	7-31

<b>Independent Era</b>			
N.6.76	H-San Diego Stadium (HC)	W	30-17
N.26.77	(16) A-Spartan Stadium	W	37-34

<b>Western Athletic Conference Era</b>			
O.21.95	H-Jack Murphy Stadium	W	49-20
N.2.96	A-Spartan Stadium*	W	49-20
N.8.97	H-Qualcomm Stadium* (HC)	W	48-21
N.14.98	A-Spartan Stadium*	W	34-6
<b>Mountain West Era</b>			
S.24.05	H-Qualcomm Stadium	W	52-21
S.30.06	A-Spartan Stadium	L	10-31
S.13.08	A-Spartan Stadium	L	10-35
S.22.12	H-Qualcomm Stadium	L	34-38
N.9.13	A-Spartan Stadium*	W	34-30
N.29.14	H-Qualcomm Stadium*	W	38-7
O.17.15	A-Spartan Stadium*	W	30-7
O.21.16	H-Qualcomm Stadium*	W	42-3
N.4.17	A-CEFCU Stadium*	W	52-7
O.20.18	H-SDCCU Stadium* (HC)	W	16-13
O.19.19	A-CEFCU Stadium*	W	27-17
N.6.20	H-SDCCU Stadium*	L	17-28



<b>TOWSON</b>			
Series: First meeting			
Date	Location (Opp. NR)		Score

AZTEC FOOTBALL MEDIA GUIDE



# All-Time Series Results



10 BOWL GAME APPEARANCES SINCE 2010 ► 21 CONFERENCE CHAMPIONSHIPS



## UNLV

**Series:** San Diego State leads, 20-10  
**Home:** 12-4, **Away:** 8-6  
**SDCCU/Qualcomm/Jack Murphy/SD:** 11-4  
**Silver Bowl/Sam Boyd:** 8-6  
**WAC Games:** 1-1; **MW Games:** 16-6  
**Longest SDSU Win Streak:** 4 (2014-18)  
**Longest UNLV Win Streak:** 3 (1983-1996)

Date	Location (Opp. NR)	Score
------	--------------------	-------

### Independent Era

O.22.77 H-San Diego Stadium W 31-7

### Western Athletic Conference Era

O.11.80 H-Jack Murphy Stadium L 17-28  
 N.14.81 A-Las Vegas Silver Bowl W 38-20  
 S.25.82 H-Jack Murphy Stadium W 26-23  
 O.27.83 A-Las Vegas Silver Bowl L 10-28  
 N.3.84 H-Jack Murphy Stadium L 14-30  
 N.16.96 A-Sam Boyd Stadium\* L 42-44  
 O.18.97 H-Qualcomm Stadium\* W-ot 20-17

### Mountain West Era

N.18.99 A-Sam Boyd Stadium\* W 37-7  
 N.25.00 H-Qualcomm Stadium\* L 24-31  
 O.13.01 A-Sam Boyd Stadium\* L 3-31  
 O.26.02 H-Qualcomm Stadium\* (HC) W 31-21  
 N.8.03 A-Sam Boyd Stadium\* W 7-0  
 N.20.04 H-Qualcomm Stadium\* W 21-3  
 O.8.05 A-Sam Boyd Stadium\* L 10-13  
 N.11.06 H-Qualcomm Stadium\* W 21-7  
 N.10.07 A-Sam Boyd Stadium\* W 38-30  
 N.22.08 H-Qualcomm Stadium\* W 42-21  
 N.28.09 A-Sam Boyd Stadium\* L 24-28  
 N.27.10 H-Qualcomm Stadium\* W 48-14  
 N.26.11 A-Sam Boyd Stadium\* W 31-14  
 O.27.12 H-Qualcomm Stadium\* W 24-13  
 N.30.13 A-Sam Boyd Stadium\* L 19-45  
 S.26.14 H-Qualcomm Stadium\* W 34-17  
 N.21.15 A-Sam Boyd Stadium\* W 52-14  
 O.8.16 H-Qualcomm Stadium\* W 26-7  
 O.7.17 A-Sam Boyd Stadium\* W 41-10  
 N.10.18 H-SDCCU Stadium\* L 24-27  
 O.26.19 A-Sam Boyd Stadium\* W 20-17  
 O.24.20 H-Dignity Health (Carson)\* W 34-6  
 SDSU was ranked No. 19 entering the 2017 game.

O.23.99 A-Rice-Eccles Stadium\* L 16-38  
 O.14.00 H-Qualcomm Stadium\* L 7-21  
 N.10.01 A-Rice-Eccles Stadium\* L 3-17  
 O.12.02 H-Qualcomm Stadium\* W 36-17  
 O.11.03 A-Rice-Eccles Stadium\* L 6-27  
 O.30.04 H-Qualcomm Stadium\* (9) L 28-51  
 O.15.05 A-Rice-Eccles Stadium\* W 28-19  
 O.21.06 H-Qualcomm Stadium\* L 7-38  
 O.13.07 A-Rice-Eccles Stadium\* L 7-23  
 N.15.08 H-Qualcomm Stadium\* (8) L 14-63  
 N.21.09 A-Rice-Eccles Stadium\* (23) L 7-38  
 N.20.10 H-Qualcomm Stadium\* (25) L 34-38

\* - conference game; HC - Homecoming; MWC - MW Championship game; (#) before stadium - SDSU's AP rank; (#) after stadium - opponent's AP rank



## UTAH

**Series:** Utah leads, 17-12-1  
**Home:** 7-8-1; **Away:** 5-9  
**Qualcomm Stadium/Jack Murphy/SD:** 7-2  
**WAC Games:** 15-2-1; **MW Games:** 2-10  
**Longest SDSU Win Streak:** 3 (1989-91)  
**Longest Utah Win Streak:** 5 (2006-current)

Date	Location (Opp. NR)	Score
------	--------------------	-------

### Western Athletic Conference Era

D.2.78 H-San Diego Stadium L 18-20  
 O.27.79 A-Rice Stadium W 17-13  
 N.29.80 H-Jack Murphy Stadium W 21-20  
 O.31.81 A-Rice Stadium L 14-17  
 O.30.82 H-Jack Murphy Stadium W 21-17  
 S.17.83 A-Rice Stadium L 24-27  
 O.13.84 H-Jack Murphy Stadium T 24-24  
 O.19.85 H-Jack Murphy Stadium (HC) L 37-39  
 S.13.86 A-Rice Stadium W 37-30  
 S.12.87 H-Jack Murphy Stadium W 52-34  
 O.29.88 A-Rice Stadium L 20-41  
 S.30.89 A-Rice Stadium W 38-27  
 N.3.90 H-Jack Murphy Stadium (HC) W 66-14  
 O.26.91 A-Rice Stadium W 24-21  
 O.30.93 A-Rice Stadium L 41-45  
 O.8.94 H-Jack Murphy Stadium L 22-38  
 O.7.95 A-Rice Stadium W 24-21  
 O.24.98 H-Qualcomm Stadium W-ot 21-20

### Mountain West Conference Era

## Historic Series

Non-NCAA Division I Football Teams

	W	L	T
Alumni	0	0	1
Army-Navy Academy J.C.	3	0	0
Boston University	1	0	0
Cal Poly Pomona	3	1	0
Cal State Fullerton	3	0	1
Cal State L.A.	11	5	1
CSUN	7	0	0
Cal Western	3	0	0
Caltech	4	6	0
Camp Haan	0	1	0
Chaffey J.C.	2	0	0
Chapman	8	0	0
Coronado H.S.	1	0	0
El Centro J.C.	1	0	0
Fleet Air	0	1	0
Fullerton J.C.	1	1	0
Hardin-Simmons	0	1	0
Hawaii Marines	0	1	0
LaVerne	10	2	3
Long Beach State	19	10	0
Loyola (Calif.)	3	4	0
March Field Flyers	0	1	0
Mexico Polytechnic	1	0	0
Naval Air	0	1	0
Occidental	11	7	1
Pacific	16	7	0
Pepperdine	11	2	1
Pomona College	10	7	1
Redlands	17	7	2
Reserve Destroyers	0	1	0
Riverside J.C.	3	1	0
San Diego Marines	10	16	2
San Diego NTC	1	0	0
San Francisco State	7	1	0
Santa Ana J.C.	3	1	0
Submarines Pacific	1	1	0
Tampa	1	0	0
Texas-Arlington	2	0	0
UC Santa Barbara	26	8	1
U.S.S. Birmingham	1	1	0
U.S.S. Melville	1	0	0
U.S.S. New Mexico	1	0	0
West Texas State	2	0	0
Whittier	10	11	2

MOUNTAIN WEST	W-L	PAC-12	W-L	DIVISION FBS (I-A)	W-L
Air Force	17-19	Arizona	5-10	American Athletic	4-5
Boise State	3-3	Arizona State	2-10-1	Atlantic Coast	3-7
Colorado State	22-14	California	4-4	Big Ten	2-15
Fresno State	30-25-4	Colorado	0-2	Big 12	7-14
Hawai'i	22-11-2	Oregon	0-4	Conference USA	26-6
Nevada	7-6	Oregon State	2-3	Mid-American	14-1-1
New Mexico	27-15	Stanford	2-4	Mountain West	193-139-8
San José State	22-20-2	UCLA	1-21-1	Pac-12	29-81-4
UNLV	20-10	USC	0-2-1	Southeastern	0-3
Utah State	13-2	Utah	12-17-1	Sun Belt	13-6-1
Wyoming	19-19	Washington	0-3	Independents	12-30-2
<b>TOTALS</b>	<b>202-144-8</b>	Washington State	1-1		
		<b>TOTALS</b>	<b>29-81-4</b>		

# Second-Half Comebacks



10 BOWL GAME APPEARANCES SINCE 2010 ▶ 21 CONFERENCE CHAMPIONSHIPS

## 2ND-HALF COMEBACKS TO WIN (DI-ERA (SINCE 1969))

Date	Opponent	Head Coach	Quarterback	Largest 2H Deficit	Final
Nov. 22, 1969	North Texas	Don Coryell	Dennis Shaw	10	W, 42-24
Nov. 29, 1969	Long Beach State*	Don Coryell	Dennis Shaw	11	W, 36-32
Nov. 7, 1970	at Pacific*	Don Coryell	Brian Sipe	6	W, 14-13
Oct. 16, 1971	at UC Santa Barbara	Don Coryell	Brian Sipe	16	W, 27-23
Oct. 22, 1971	Utah State	Don Coryell	Brian Sipe	13	W, 36-20
Oct. 28, 1972	Fresno State*	Don Coryell	Bill Donckers	7	W, 21-14
Dec. 2, 1972	Iowa State	Don Coryell	Bill Donckers	7	W, 27-14
Sept. 22, 1973	at Utah State	Claude Gilbert	Jesse Freitas	7	W, 35-7
Oct. 12, 1974	Fresno State*	Claude Gilbert	Craig Penrose	7	W, 24-21
Oct. 26, 1974	Long Beach State*	Claude Gilbert	Craig Penrose	3	W, 27-17
Sept. 18, 1976	Fresno State	Claude Gilbert	Joe Davis	3	W, 7-3
Oct. 16, 1976	Pacific	Claude Gilbert	Pete Tereschuk	6	W, 21-15
Oct. 30, 1976	at UTEP	Claude Gilbert	Tom Craft	9	W, 27-16
Nov. 26, 1977	at San José State	Claude Gilbert	Joe Davis	10	W, 37-34
Oct. 21, 1978	Pacific	Claude Gilbert	Mark Halda	4	W, 31-28
Sept. 22, 1979	at Fresno State	Claude Gilbert	Mark Halda	11	W, 32-23
Sept. 29, 1979	Wisconsin	Claude Gilbert	Mark Halda	7	W, 24-17
Oct. 13, 1979	Miami (Fla.)	Claude Gilbert	Mark Halda	3	W, 31-20
Nov. 10, 1979	Arizona	Claude Gilbert	Chris Schaefer	3	W, 42-10
Nov. 29, 1980	Utah*	Claude Gilbert	Matt Kofler	8	W, 21-20
Sept. 12, 1981	at Colorado State*	Doug Scovill	Matt Kofler	5	W, 30-14
Sept. 26, 1981	at Oklahoma State	Doug Scovill	Matt Kofler	3	W, 23-16
Oct. 9, 1982	at Wyoming*	Doug Scovill	Mark McKay	7	W, 24-21
Oct. 30, 1982	Utah*	Doug Scovill	Mark McKay	7	W, 21-17
Nov. 6, 1982	at Hawai'i	Doug Scovill	Mark McKay	11	W, 31-28
Sept. 6, 1986	Long Beach State	Denny Stolz	Todd Santos	3	W, 27-24
Sept. 13, 1986	at Utah*	Denny Stolz	Todd Santos	3	W, 37-30
Sept. 27, 1986	at New Mexico*	Denny Stolz	Todd Santos	4	W, 38-34
Nov. 1, 1986	at Colorado State*	Denny Stolz	Todd Santos	6	W, 27-26
Nov. 15, 1986	Wyoming*	Denny Stolz	Todd Santos	8	W, 31-24
Oct. 24, 1987	Long Beach State	Denny Stolz	Todd Santos	7	W, 29-21
Oct. 31, 1987	at Hawai'i*	Denny Stolz	Todd Santos	7	W, 29-21
Nov. 14, 1987	Colorado State*	Denny Stolz	Todd Santos	2	W, 26-12
Sept. 11, 1988	Air Force*	Denny Stolz	Brad Platt	4	W, 39-36
Sept. 30, 1989	at Utah*	Al Luginbill	Dan McGwire	6	W, 38-27
Oct. 28, 1989	at UTEP*	Al Luginbill	Dan McGwire	4	W, 34-31
Sept. 14, 1991	Pacific	Al Luginbill	Cree Morris	7	W, 55-34
Oct. 26, 1991	at Utah*	Al Luginbill	David Lowery	11	W, 24-21
Oct. 17, 1992	UTEP*	Al Luginbill	David Lowery	1	W, 49-27
Nov. 14, 1992	Hawai'i*	Al Luginbill	David Lowery	4	W, 52-28
Sept. 18, 1993	at Air Force*	Al Luginbill	David Lowery	17	W, 38-31
Oct. 10, 1994	California	Ted Tollner	Tim Gutierrez	7	W, 22-20
Oct. 7, 1995	at Utah*	Ted Tollner	Billy Blanton	4	W, 24-21
Oct. 19, 1996	at New Mexico*	Ted Tollner	Billy Blanton	7	W, 48-42
Nov. 7, 1996	(16/15) Wyoming*	Ted Tollner	Billy Blanton	3	W, 28-24
Nov. 15, 1997	at Fresno State*	Ted Tollner	Spencer Brinton	12	W, 20-19
Oct. 3, 1998	at Tulsa*	Ted Tollner	Brian Russell	11	W, 24-14
Oct. 17, 1998	at New Mexico*	Ted Tollner	Brian Russell	1	ot-W, 36-33
Oct. 24, 1998	Utah*	Ted Tollner	Brian Russell	7	ot-W, 21-20
Oct. 21, 2000	at Brigham Young*	Ted Tollner	Lon Sheriff	5	W, 16-15
Nov. 4, 2000	at New Mexico*	Ted Tollner	Lon Sheriff	16	W, 17-16
Oct. 19, 2002	at Wyoming*	Tom Craft	Adam Hall	4	W, 24-20
Nov. 23, 2002	at Air Force*	Tom Craft	Lon Sheriff	11	W, 38-34
Nov. 19, 2005	Wyoming*	Tom Craft	Kevin Craft	7	W, 34-21
Oct. 21, 2006	Air Force*	Chuck Long	Kevin Craft	2	W, 19-12
Oct. 6, 2007	at Colorado State*	Chuck Long	Kevin O'Connell	3	W, 24-20
Nov. 3, 2007	Wyoming*	Chuck Long	Kevin O'Connell	14	W, 27-24
Oct. 31, 2009	New Mexico*	Brady Hoke	Ryan Lindley	4	W, 23-20
Oct. 24, 2009	at Colorado State*	Brady Hoke	Ryan Lindley	14	W, 42-28
Nov. 6, 2010	Colorado State*	Brady Hoke	Ryan Lindley	3	W, 24-19
Sept. 17, 2011	Washington State	Rocky Long	Ryan Lindley	10	W, 42-24
Oct. 13, 2011	at Air Force	Rocky Long	Ryan Lindley	3	W, 41-27
Nov. 26, 2011	at UNLV*	Rocky Long	Ryan Lindley	7	W, 31-14
Dec. 3, 2011	Fresno State*	Rocky Long	Ryan Lindley	7	W, 35-28
Oct. 20, 2012	at Nevada*	Rocky Long	Ryan Katz	11	ot-W, 39-38
Nov. 3, 2012	at (19/14) Boise State*	Rocky Long	Adam Dingwell	6	W, 21-19
Nov. 24, 2012	at Wyoming*	Rocky Long	Adam Dingwell	7	W, 42-28
Sept. 28, 2013	at New Mexico State	Rocky Long	Quinn Kaehler	11	W, 26-16
Oct. 10, 2013	at Air Force*	Rocky Long	Quinn Kaehler	14	W, 27-20
Nov. 9, 2013	at San José State*	Rocky Long	Quinn Kaehler	14	W, 34-30
Nov. 16, 2013	at Hawai'i*	Rocky Long	Quinn Kaehler	7	ot-W, 28-21
Nov. 23, 2013	Boise State*	Rocky Long	Quinn Kaehler	7	ot-W, 34-31
Nov. 21, 2014	Air Force*	Rocky Long	Quinn Kaehler	1	W, 30-14
Dec. 5, 2015	Air Force (MW CG)	Rocky Long	Christian Chapman	7	W, 27-24

Date	Opponent	Head Coach	Quarterback	Largest 2H Deficit	Final
Dec. 17, 2016	vs. Houston (LVB)	Rocky Long	Christian Chapman	4	W, 34-10
Sept. 16, 2017	No. 19/19 Stanford	Rocky Long	Christian Chapman	4	W, 20-17
Sept. 23, 2017	at Air Force*	Rocky Long	Christian Chapman	3	W, 28-24
Sept. 8, 2018	Sacramento State	Rocky Long	Ryan Agnew	1	W, 28-24
Sept. 22, 2018	Eastern Michigan	Rocky Long	Ryan Agnew	3	ot-W, 23-20
Oct. 12, 2018	Air Force*	Rocky Long	Ryan Agnew	3	W, 21-17
Nov. 3, 2018	at New Mexico*	Rocky Long	Christian Chapman	9	W, 31-23
Oct. 12, 2019	Wyoming*	Rocky Long	Ryan Agnew	8	W, 26-22

\* - Indicates conference game. MW CG - Indicates Mountain West championship game. LVB - Indicates Las Vegas Bowl.

## 2ND-HALF COMEBACKS TO TIE (DI-ERA (SINCE 1969))

Date	Opponent	Head Coach	Quarterback	Largest 2H Deficit	Final
Nov. 3, 1973	at San José State	Claude Gilbert	Jesse Freitas	17	T, 27-27
Nov. 23, 1974	Bowling Green	Claude Gilbert	Craig Penrose	18	T, 21-21
Oct. 13, 1984	Utah	Doug Scovill	Jim Plum	6	T, 24-24
Nov. 30, 1985	at Hawai'i	Doug Scovill	Todd Santos	3	T, 10-10
Sept. 23, 1989	Cal State Fullerton	Al Luginbill	Dan McGwire	4	T, 41-41
Nov. 16, 1991	Brigham Young	Al Luginbill	David Lowery	7	T, 52-52
Sept. 5, 1992	USC	Al Luginbill	David Lowery	14	T, 31-31

## LARGEST 2ND-HALF COMEBACKS TO WIN (DI-ERA (SINCE 1969))

Pl.	Date	Opponent	Head Coach	Quarterback	Largest 2H Deficit	Final
1.	Sept. 18, 1993	at Air Force*	Al Luginbill	David Lowery	17	W, 38-31
2.	Nov. 4, 2000	at New Mexico*	Ted Tollner	Lon Sheriff	16	W, 17-16
	Oct. 16, 1971	at UC Santa Barbara	Don Coryell	Brian Sipe	16	W, 27-23
4.	Oct. 10, 2013	at Air Force*	Rocky Long	Quinn Kaehler	14	W, 27-20
	Oct. 24, 2009	at Colorado State*	Brady Hoke	Ryan Lindley	14	W, 42-28
	Nov. 3, 2007	Wyoming*	Chuck Long	Kevin O'Connell	14	W, 27-24

## 2ND-HALF COMEBACKS BY YEAR (DI ERA (SINCE 1969))

Season	Wins	Season	Wins	Season	Wins
1969	2	1986	▶ 5	2004	0
1970	1	1987	3	2005	1
1971	2	1988	1	2006	1
1972	2	1989	2	2007	2
1973	1	1990	0	2008	0
1974	2	1991	2	2009	2
1975	0	1992	2	2010	1
1976	3	1993	1	2011	4
1977	1	1994	1	2012	3
1978	1	1995	1	2013	▶ 5
1979	4	1996	2	2014	1
1980	1	1997	1	2015	1
1981	2	1998	3	2016	1
1982	3	1999	0	2017	2
1983	0	2000	2	2018	4
1984	0	2001	0	2019	1
1985	0	2002	2	2020	0
		2003	0	<b>TOTAL</b>	<b>82</b>

▶ Indicates DI-era school record.

## BY COACH AND QUARTERBACK (DI ERA (SINCE 1969))

Most Second-Half Comebacks By Coach			Most Second-Half Comebacks By QB		
Pl.	Coach	Wins	Pl.	Quarterback	Wins
1.	Rocky Long	22	1.	Todd Santos	8
2.	Claude Gilbert	13	2.	Ryan Lindley	7
3.	Ted Tollner	10	3.	Quinn Kaehler	6
4.	Denny Stolz	9	4.	Christian Chapman	5
5.	Al Luginbill	7	5.	Ryan Agnew	4
	Don Coryell	7		David Lowery	4
				Mark Halda	4

SECOND-HALF COMEBACKS < HISTORY

AZTEC FOOTBALL MEDIA GUIDE

# Largest Comebacks



10 BOWL GAME APPEARANCES SINCE 2010 ▶ 21 CONFERENCE CHAMPIONSHIPS

## RALLIES FROM LARGEST DEFICITS (DIVISION-I ERA (SINCE 1969))

Pl.	Date	Opponent	Head Coach	Quarterback	Final	Largest Deficit	Largest Deficit Score	Largest Deficit Time	Start Comeback	Positive Score	
1.	Dec. 3, 2011	vs. Fresno State	Rocky Long	Ryan Lindley	W, 35-28	21	0-21	2nd, 9:14	2nd, 5:48	28-21 and 35-28	
	Nov. 3, 2007	vs. Wyoming*	Chuck Long	Kevin O'Connell	W, 27-24	21	0-21	2nd, 1:18	2nd, 0:13	27-24	
	Oct. 12, 1974	vs. Fresno State*	Claude Gilbert	Craig Penrose	W, 24-21	21	0-21	2nd, 10:01	2nd, 7:24	24-21	
4.	Dec. 7, 2002	at Hawai'i	Tom Craft	Lon Sheriff	L, 40-41	19	3-22	2nd, 13:32	2nd, 9:17	40-29	
5.	Oct. 19, 1985	vs. Utah*	Doug Scovil	Todd Santos	L, 37-39	18	3-21	1st, 0:16	2nd, 11:04	37-27	
	Nov. 23, 1974	vs. Bowling Green	Claude Gilbert	Craig Penrose	T, 21-21	18	3-21	2nd, 7:43	3rd, 11:00	21-21	
7.	Sept. 18, 1993	at Air Force*	Al Luginbill	David Lowery	W, 38-31	17	14-31	4th, 12:40	4th, 10:33	38-31	
	Nov. 12, 1983	vs. Wyoming*	Doug Scovil	Mark McKay	L, 21-33	17	0-17	1st, 3:21	2nd, 10:26	21-17	
	Oct. 28, 1978	at Long Beach State	Claude Gilbert	Mark Halda	L, 25-27	17	7-24	3rd, 14:31	3rd, 9:43	25-24	
	Nov. 3, 1973	at San José State*	Claude Gilbert	Jesse Freitas	T, 27-27	17	10-27	4th, 8:47	4th, 8:30	27-27	
	Nov. 22, 1969	vs. North Texas	Don Coryell	David Shaw	W, 42-24	17	7-24	2nd, 2:15	2nd, 1:23	42-24	
12.	Sept. 28, 2013	at New Mexico State	Rocky Long	Quinn Kaehler	W, 26-16	16	0-16	2nd, 12:52	2nd, 12:52	26-16	
	Nov. 4, 2000	at New Mexico*	Ted Tollner	Lon Sheriff	W, 17-16	16	0-16	2nd, 0:09	3rd, 4:17	17-16	
	Oct. 16, 1971	at UC Santa Barbara*	Don Coryell	Brian Sipe	W, 27-23	16	7-23	3rd, 9:35	3rd, 3:11	27-23	
15.	Nov. 9, 2013	at San José State	Rocky Long	Quinn Kaehler	W, 34-30	14	6-20	2nd, 2:35	2nd, 0:41	34-30	
	Oct. 26, 2013	vs. (18/15) Fresno State*	Rocky Long	Quinn Kaehler	ot-L, 28-35	14	14-28	4th, 9:51	4th, 8:54	28-28	
	Oct. 10, 2013	at Air Force*	Rocky Long	Quinn Kaehler	W, 27-20	14	6-20	3rd, 3:53	4th, 11:25	27-20	
	Nov. 26, 2011	at UNLV	Rocky Long	Ryan Lindley	W, 31-14	14	0-14	2nd, 14:54	2nd, 5:46	31-14	
	Oct. 24, 2009	at Colorado State*	Brady Hoke	Ryan Lindley	W, 42-28	14	7-21	2nd, 1:25	3rd, 9:59	42-28	
	Sept. 14, 1996	at California	Ted Tollner	Billy Blanton	L, 37-42	14	0-14	1st, 8:59	1st, 8:25	21-21	
	Oct. 7, 1995	at Utah*	Ted Tollner	Billy Blanton	W, 24-21	14	0-14	1st, 9:15	2nd, 10:49	17-14 and 24-21	
	Sept. 5, 1992	vs. USC	Al Luginbill	David Lowery	T, 31-31	14	7-21	2nd, 1:58	3rd, 12:29	28-21 and 31-24	
	Oct. 28, 1989	at UTEP*	Al Luginbill	Dan McGwire	W, 34-31	14	7-21	1st, 6:30	2nd, 14:07	24-21 and 34-21	
	Sept. 6, 1986	vs. Long Beach State	Denny Stolz	Todd Santos	W, 27-24	14	0-14	2nd, 13:21	2nd, 8:51	20-17 and 27-24	
27.	Oct. 26, 1985	vs. Oregon	Doug Scovil	Jim Plum	L, 37-49	14	14-28	2nd, 3:15	2nd, 0:27	31-28	
	Nov. 26, 1977	at San José State	Claude Gilbert	Joe Davis	W, 37-34	14	10-24	2nd, 3:15	2nd, 0:33	37-34	
	Sept. 29, 2012	at Fresno State*	Rocky Long	Ryan Katz	L, 40-52	13	21-34	2nd, 3:34	2nd, 1:17	40-36	
	Sept. 23, 1989	vs. Cal State Fullerton	Al Luginbill	Dan McGwire	T, 41-41	13	7-20	2nd, 13:21	2nd, 11:09	34-23	
	Oct. 22, 1971	vs. Utah State	Don Coryell	Brian Sipe	W, 36-20	13	7-20	3rd, 7:53	3rd, 7:05	36-20	
	Nov. 15, 1997	at Fresno State	Ted Tollner	Spencer Brinton	W, 20-19	12	7-19	2nd, 5:22	3rd, 13:01	20-19	
	Sept. 27, 1997	at (25/25) Air Force*	Ted Tollner	Kevin McKechnie	L, 18-24	12	0-12	3rd, 5:47	3rd, 2:58	18-18	
	32.	Oct. 12, 2019	vs. Wyoming*	Rocky Long	Ryan Agnew	W, 26-22	11	3-14	2nd, 5:30	2nd, 1:11	19-14 and 26-22
		Oct. 20, 2012	at Nevada*	Rocky Long	Ryan Katz	ot-W, 39-38	11	6-17	3rd, 8:43	3rd, 3:39	39-38
		Nov. 23, 2002	at Air Force*	Tom Craft	Lon Sheriff	W, 38-34	11	10-21	3rd, 11:46	3rd, 8:53	31-27 and 38-34
Oct. 3, 1998		at Tulsa*	Ted Tollner	Brian Russell	W, 24-14	11	3-14	3rd, 5:53	3rd, 3:31	24-14	
Oct. 26, 1991		at Utah*	Al Luginbill	David Lowery	W, 24-21	11	10-21	3rd, 0:41	4th, 12:19	24-21	
Oct. 6, 1990		at Wyoming*	Al Luginbill	Dan McGwire	L, 51-52	11	3-14	2nd, 11:07	2nd, 9:50	27-14	
Sept. 16, 1989		vs. (20) UCLA	Al Luginbill	Dan McGwire	L, 25-28	11	10-21	4th, 14:18	4th, 11:24	25-21	
Nov. 6, 1982	at Hawai'i*	Doug Scovil	Mark McKay	W, 31-28	11	10-21	2nd, 0:16	3rd, 9:52	24-21 and 31-28		
Nov. 29, 1969	vs. Long Beach State*	Don Coryell	David Shaw	W, 36-32	11	21-32	2nd, 4:14	4th, 13:59	36-32		



# National Rankings



10 BOWL GAME APPEARANCES SINCE 2010 ▶ 21 CONFERENCE CHAMPIONSHIPS

NATIONAL RANKINGS < HISTORY

## SDSU IN AP TOP 25 (DI ERA (SINCE 1969))

Rk.	Weeks	Last Time	W	L
1.				
2.				
3.				
4.				
5.				
6.				
7.				
8.				
9.				
10.				
11.				
12.				
13.	1	Nov. 3, 1975	0	1
14.	4	Nov. 16, 1970	3	1
15.				
16.	3	Jan. 3, 1978	1	0
17.	1	Oct. 19, 1970	0	0
18.	1	Oct. 27, 1975	1	0
19.	4	Oct. 8, 2017	2	2
20.	1	Oct. 28, 1974	0	1
21.	1	Sept. 22, 1992	0	1
22.	2	Sept. 17, 2017	1	0
23.	1	Sept. 15, 1992	0	0
24.	2	Nov. 3, 2019	0	2
25.	3	Oct. 27, 2019	0	1
<b>TOTALS</b>	<b>24</b>		<b>8</b>	<b>9</b>

## SDSU AS AP NATIONALLY RANKED TEAM (DI ERA (SINCE 1969))

Date*	AP	Opponent	Date^	Result
Oct. 19, 1970	17	idle		
Oct. 26, 1970	14	Fresno State*	O.31	W, 56-14
Nov. 2, 1970	14	at Pacific*	N.7	W, 14-13
Nov. 9, 1970	14	UC Santa Barbara*	N.14	W, 65-7
Nov. 16, 1970	14	Long Beach State*	N.20	L, 11-27
Oct. 28, 1974	20	at North Texas State	N.2	L, 9-14
Oct. 27, 1975	18	at Pacific*	N.1	W, 31-13
Nov. 3, 1975	13	Arizona	N.8	L, 24-31
Nov. 21, 1977	16	at San José State	N.26	W, 37-34
Nov. 28, 1977	16	idle		
<b>Jan. 3, 1978</b>	<b>16</b>	<b>FINAL</b>		
Sept. 15, 1992	23	idle		
Sept. 22, 1992	21	at (11) UCLA	S.26	L, 7-35
Nov. 7, 1995	25	Wyoming*	N.11	L, 31-34
Sept. 18, 2016	22	idle		
Sept. 25, 2016	19	at South Alabama	O.1	L, 24-42
Nov. 13, 2016	24	at Wyoming*	N.19	L, 33-34
<b>Jan. 10, 2017</b>	<b>25</b>	<b>FINAL</b>		
Sept. 17, 2017	22	at Air Force*	S.23	W, 28-24
Sept. 24, 2017	19	Northern Illinois	S.30	W, 34-28
Oct. 1, 2017	19	at UNLV*	O.7	W, 41-10
Oct. 8, 2017	19	Boise State*	O.14	L, 14-31
Oct. 27, 2019	25	idle		
Nov. 3, 2019	24	Nevada*	N.9	L, 13-17

\* - indicates date of poll. ^ - Indicates date of game.

## SDSU RANKED IN FINAL POLL

Season	AP	USAT	UPI
1969	--		T-18
1972	--		20
1973	--		T-19
1977	16		T-19
1986	--	25	
2016	25	25	

## SDSU VS. AP TOP 25 (DI ERA (SINCE 1969))

Rk.	Games	Last Time	W	L
1.	3	Nov. 28, 1992	0	3
2.	2	Sept. 6, 2003	0	2
3.	4	Sept. 7, 2013	0	4
4.	3	Sept. 22, 1990	0	3
5.	1	Sept. 3, 1988	0	1
6.	1	Nov. 7, 2009	0	1
7.	2	Nov. 18, 1989	0	2
8.	1	Nov. 15, 2008	0	1
9.	2	Sept. 17, 2005	0	2
10.	2	Nov. 19, 2011	0	2
11.	2	Sept. 26, 1992	0	2
12.	4	Sept. 21, 1985	1	3
13.	3	Aug. 31, 2018	1	2
14.	2	Dec. 12, 2020	0	2
15.	2	Oct. 22, 2013	0	2
16.	4	Oct. 27, 2001	1	3
17.	4	Nov. 8, 2008	0	4
18.	2	Oct. 17, 2009	0	2
19.	4	Sept. 16, 2017	2	2
20.	7	Oct. 29, 2005	1	6
21.	5	Sept. 6, 2014	0	5
22.	2	Sept. 24, 2011	0	2
23.	6	Sept. 15, 2018	3	3
24.	2	Sept. 29, 2007	0	2
25.	3	Nov. 20, 2010	0	3
<b>TOTALS</b>	<b>73</b>		<b>9</b>	<b>64</b>

## SDSU VS. AP NATIONALLY-RANKED TEAM (DI ERA (SINCE 1969))

Date	AP	CO	Opponent	Result
Oct. 6, 1973	13		Houston	L, 9-14
Nov. 19, 1977	13		Florida State	W, 41-16
Sept. 16, 1978	19		at Iowa State	L, 13-14
Nov. 24, 1979	10		Brigham Young*	L, 14-63
Sept. 27, 1980	12		Missouri	L, 7-31
Oct. 10, 1981	12		Iowa State	W, 52-31
Oct. 2, 1982	1		at Washington	L, 25-46
Dec. 3, 1983	18		Air Force*	L, 7-38
Sept. 8, 1984	4		UCLA	L, 15-18
Sept. 24, 1984	12		at Oklahoma State	L, 16-19
Nov. 10, 1984	4		at Brigham Young*	L, 3-34
Sept. 21, 1985	12		at UCLA	L, 16-34
Oct. 12, 1985	11		at Brigham Young*	L, 0-28
Nov. 2, 1985	7		at Air Force*	L, 10-31
Sept. 20, 1986	19		UCLA	L, 14-45
Oct. 4, 1986	20		at Stanford	L, 10-17
Dec. 30, 1986	16		Iowa (Holiday)	L, 38-39
Sept. 5, 1987	3		at UCLA	L, 14-47
Sept. 3, 1988	5		at UCLA	L, 6-59
Oct. 1, 1988	20		Oregon	L, 13-43
Nov. 5, 1988	20		Brigham Young*	W, 27-15
Sept. 16, 1989	20		UCLA	L, 25-28
Oct. 7, 1989	20		at Hawai'i*	L, 24-31
Nov. 18, 1989	7		at Miami (Fla.)	L, 6-42
Nov. 25, 1989	21		Brigham Young*	L, 27-48
Sept. 22, 1990	4		at Brigham Young*	L, 34-62
Dec. 1, 1990	2		Miami (Fla.)	L, 28-30
Nov. 30, 1991	1		at Miami (Fla.)	L, 12-39
Dec. 30, 1991	23		vs. Tulsa (Freedom)	L, 17-28
Sept. 26, 1992	11		at UCLA	L, 7-35
Nov. 14, 1992	23		Hawai'i*	W, 52-28
Nov. 28, 1992	1		Miami (Fla.)	L, 17-63
Sept. 11, 1993	21		at California	L, 25-45
Nov. 10, 1994	23		at Brigham Young*	L, 28-35
Sept. 9, 1995	14	14	at Oklahoma	L, 22-38
Nov. 7, 1996	16	15	Wyoming*	W, 28-24
Sept. 13, 1997	3	3	at Washington	L, 3-36
Sept. 27, 1997	25	25	at Air Force*	L, 18-24
Nov. 22, 1997	25	22	Colorado State*	L, 17-38

Date	AP	CO	Opponent	Result
Sept. 5, 1998	20	20	Wisconsin	L, 14-26
Sept. 12, 1998	22	23	at USC	L, 6-35
Sept. 24, 1998	16	16	Arizona	L, 16-35
Sept. 18, 1999	17	17	at USC	L, 21-24
Nov. 6, 1999	15	13	Brigham Young*	L, 7-30
Oct. 28, 2000	24	--	Colorado State*	L, 22-34
Oct. 27, 2001	16	10	Brigham Young*	L, 21-59
Sept. 7, 2002	17	17	at Colorado	L, 14-34
Nov. 16, 2002	21	17	Colorado State*	L, 21-49
Sept. 6, 2003	2	2	at Ohio State	L, 13-16
Sept. 18, 2004	17	17	at Michigan	L, 21-24
Oct. 30, 2004	9	10	Utah*	L, 28-51
Sept. 17, 2005	9	9	at Ohio State	L, 6-27
Oct. 29, 2005	20	20	TCU*	L, 20-23
Sept. 29, 2007	24	--	Cincinnati	L, 23-52
Dec. 1, 2007	21	19	Brigham Young*	L, 27-48
Nov. 8, 2008	17	16	at Brigham Young*	L, 12-41
Nov. 15, 2008	8	7	Utah*	L, 14-63
Oct. 17, 2009	18	19	Brigham Young*	L, 28-38
Nov. 7, 2009	6	4	TCU*	L, 12-55
Nov. 21, 2009	23	23	at Utah*	L, 7-38
Oct. 16, 2010	23	23	Air Force*	W, 27-25
Nov. 13, 2010	3	3	at TCU*	L, 35-40
Nov. 20, 2010	25	24	Utah*	L, 34-38
Sept. 24, 2011	22	21	at Michigan	L, 7-28
Nov. 19, 2011	10	11	Boise State*	L, 35-52
Nov. 3, 2012	19	14	at Boise State*	W, 21-19
Sept. 7, 2013	3	2	at Ohio State	L, 7-42
Oct. 22, 2013	15	18	Fresno State*	ot-L, 28-35
Sept. 6, 2014	21	23	at North Carolina	L, 27-31
Sept. 16, 2017	19	19	Stanford	W, 20-17
Aug. 31, 2018	13	13	at Stanford	L, 10-31
Sept. 15, 2018	23	25	Arizona State	W, 28-21
Dec. 12, 2020	14	16	at Brigham Young	L, 14-28

## RECORD VS. AP TOP 25 BY COACH

Name	Gms.	W	L	Pct.	H	A	N
Don Coryell	0						
Claude Gilbert	5	1	4	.200	1-3	0-1	
Doug Scovill	9	1	8	.111	1-2	0-6	
Denny Stolz	7	1	6	.143	1-2	0-3	0-1
Al Luginbill	12	1	11	.083	1-4	0-6	0-1
Ted Tollner	13	1	12	.077	1-6	0-6	
Tom Craft	7	0	7	.000	0-3	0-4	
Chuck Long	4	0	4	.000	0-3	0-1	
<b>Brady Hoke</b>	<b>7</b>	<b>1</b>	<b>6</b>	<b>.143</b>	<b>1-3</b>	<b>0-3</b>	
Rocky Long	9	3	6	.333	2-2	1-4	
<b>TOTALS</b>	<b>73</b>	<b>9</b>	<b>64</b>	<b>.123</b>	<b>8-28</b>	<b>1-34</b>	<b>0-2</b>

## RECORD VS. AP TOP 25 BY DECADE

Years	Gms.	W	L	Pct.	H	A	N
1970-79	4	1	3	.250	1-2	0-1	
1980-89	21	2	19	.095	2-8	0-11	
1990-99	19	2	17	.118	2-5	0-10	0-2
2000-09	16	0	16	.000	0-10	0-6	
2010-19	12	4	8	.333	3-3	1-5	
2020-current	1	0	1	.000		0-1	
<b>TOTALS</b>	<b>73</b>	<b>9</b>	<b>64</b>	<b>.123</b>	<b>8-28</b>	<b>1-34</b>	<b>0-2</b>

AZTEC FOOTBALL MEDIA GUIDE

# Game Types



10 BOWL GAME APPEARANCES SINCE 2010 ► 21 CONFERENCE CHAMPIONSHIPS

## CONFERENCE OPENERS

Date	Opponent	Head Coach	Final
<b>SOUTHERN CALIFORNIA JUNIOR COLLEGE ERA (3-1)</b>			
Oct. 28, 1921	at Santa Ana J.C.	C.E. Peterson	L 0 - 26
Nov. 4, 1922	at Santa Ana J.C.	C.E. Peterson	W 50 - 0
Oct. 27, 1923	at Riverside J.C.	C.E. Peterson	W 39 - 3
Nov. 1, 1924	Riverside J.C.	C.E. Peterson	W 6 - 0
1925 independent			
<b>SOUTHERN CALIFORNIA INTERCOLLEGIATE ATHLETIC CONFERENCE ERA (6-5-2)</b>			
Oct. 2, 1926	at Pomona	C.E. Peterson	L 6 - 20
Oct. 8, 1927	at Redlands	C.E. Peterson	W 32 - 0
Oct. 13, 1928	Occidental	C.E. Peterson	L 7 - 20
Oct. 5, 1929	at Whittier	C.E. Peterson	L 7 - 13
Oct. 3, 1930	at Pomona	W.B. Herreid	W 6 - 0
Oct. 9, 1931	Occidental	W.B. Herreid	L 2 - 13
Sept. 23, 1932	Santa Barbara State (so)	W.B. Herreid	L 2 - 6
Oct. 6, 1933	at Whittier	W.B. Herreid	T 0 - 0
Oct. 13, 1934	Occidental	W.B. Herreid	W 20 - 7
Oct. 5, 1935	Santa Barbara State (so)	Leo Calland	T 7 - 7
Oct. 3, 1936	Occidental (so)	Leo Calland	W 7 - 0
Oct. 2, 1937	Occidental (so)	Leo Calland	W 3 - 0
Oct. 1, 1938	Occidental	Leo Calland	W 8 - 0
<b>CALIFORNIA COLLEGIATE ATHLETIC ASSOCIATION ERA (11-15-1)</b>			
Oct. 13, 1939	at San José State	Leo Calland	L 0 - 42
Oct. 11, 1940	at San José State	Leo Calland	L 0 - 10
Oct. 10, 1941	San José State	Leo Calland	L 0 - 20
Oct. 11, 1942	Fresno State	John Eubank	L 0 - 66
Oct. 6, 1945	Caltech	Bob Breitbart	L 20 - 32
Oct. 5, 1946	Cal Poly SLO	Bill Terry	L 13 - 21
Oct. 4, 1947	Cal Poly SLO	Bill Schutte	W 56 - 13
Oct. 9, 1948	Pacific	Bill Schutte	L 14 - 41
Nov. 5, 1949	at Fresno State	Bill Schutte	W 18 - 7
Oct. 14, 1950	Pepperdine	Bill Schutte	W 28 - 14
Oct. 6, 1951	Cal Poly SLO	Bill Schutte	W 32 - 13
Oct. 4, 1952	at Cal Poly SLO	Bill Schutte	L 18 - 20
Oct. 3, 1953	Cal Poly SLO	Bill Schutte	L 12 - 33
Oct. 2, 1954	at Cal Poly SLO	Bill Schutte	L 14 - 26
Oct. 1, 1955	Cal Poly SLO	Bill Schutte	L 6 - 12
Oct. 13, 1956	at Cal Poly SLO	Paul Governali	W 7 - 6
Sept. 21, 1957	Pacific	Paul Governali	L 6 - 32
Sept. 20, 1958	at UC Santa Barbara (so)	Paul Governali	L 0 - 25
Sept. 26, 1959	Cal State LA (so)	Paul Governali	L 3 - 21
Sept. 24, 1960	Cal State LA	Paul Governali	L 14 - 24
Sept. 23, 1961	at Cal State LA (so)	Don Coryell	T 13 - 13
Sept. 22, 1962	Cal State LA	Don Coryell	W 26 - 14
Oct. 5, 1963	Cal Poly SLO	Don Coryell	W 69 - 0
Oct. 3, 1964	at Cal Poly SLO	Don Coryell	W 59 - 7
Oct. 2, 1965	Cal Poly SLO	Don Coryell	W 41 - 0
Oct. 1, 1966	at Cal Poly SLO	Don Coryell	W 14 - 13
Sept. 30, 1967	Cal Poly SLO	Don Coryell	W 26 - 20
1968 independent			
<b>PACIFIC COAST ATHLETIC ASSOCIATION ERA (7-0)</b>			
Sept. 27, 1969	Cal State LA	Don Coryell	W 49 - 0
Sept. 26, 1970	Cal State LA	Don Coryell	W 35 - 0
Oct. 9, 1971	Pacific	Don Coryell	W 14 - 7
Oct. 7, 1972	San José State	Don Coryell	W 23 - 12
Oct. 20, 1973	at Pacific	Claude Gilbert	W 13 - 10
Oct. 12, 1974	at Fresno State	Claude Gilbert	W 24 - 21
Oct. 4, 1975	Cal State Fullerton	Claude Gilbert	W 59 - 14
1976 independent			
1977 independent			
<b>WESTERN ATHLETIC CONFERENCE ERA (10-11)</b>			
Sept. 23, 1978	at UTEP	Claude Gilbert	L 24 - 31
Oct. 6, 1979	at New Mexico	Claude Gilbert	W 35 - 7
Sept. 13, 1980	at Brigham Young (so)	Claude Gilbert	L 11 - 35
Sept. 12, 1981	at Colorado State (so)	Doug Scovill	W 30 - 14
Sept. 11, 1982	at Air Force	Doug Scovill	L 32 - 44
Sept. 17, 1983	at Utah	Doug Scovill	L 24 - 27
Sept. 1, 1984	at Air Force	Doug Scovill	L 16 - 34
Sept. 28, 1985	Colorado State	Doug Scovill	W 48 - 23
Sept. 13, 1986	at Utah	Denny Stolz	W 37 - 30
Sept. 12, 1987	Utah	Denny Stolz	W 52 - 34
Sept. 11, 1988	Air Force	Denny Stolz	W 39 - 36
Sept. 2, 1989	at Air Force (so)	Al Luginbill	L 36 - 52
Sept. 22, 1990	at (4) Brigham Young	Al Luginbill	L 34 - 62
Sept. 21, 1991	at Air Force	Al Luginbill	L 20 - 21
Sept. 10, 1982	at Brigham Young	Al Luginbill	W 45 - 38

Sept. 18, 1993	at Air Force	Al Luginbill	W 38 - 31
Sept. 24, 1994	at Colorado State	Ted Tollner	L 17 - 19
Sept. 16, 1995	at Brigham Young	Ted Tollner	L 19 - 31
Oct. 11, 1996	Hawai'i	Ted Tollner	W 56 - 8
Sept. 27, 1997	at (25/25) Air Force	Ted Tollner	ot-L 18 - 24
Oct. 3, 1998	at Tulsa	Ted Tollner	W 24 - 14
<b>MOUNTAIN WEST ERA (11-11; won seven of last eight)</b>			
Oct. 2, 1999	Air Force	Ted Tollner	L 22 - 23
Oct. 7, 2000	at Wyoming	Ted Tollner	W 34 - 0
Sept. 22, 2001	at Colorado State	Ted Tollner	W 14 - 7
Oct. 12, 2002	Utah	Tom Craft	W 36 - 17
Oct. 4, 2003	Brigham Young	Tom Craft	L 36 - 44
Oct. 9, 2004	at Wyoming	Tom Craft	L 10 - 20
Sept. 10, 2005	at Air Force	Tom Craft	L 29 - 41
Sept. 23, 2006	Utah	Chuck Long	L 7 - 38
Oct. 6, 2007	at Colorado State	Chuck Long	W 24 - 20
Oct. 4, 2008	at TCU	Chuck Long	L 7 - 41
Sept. 26, 2009	at Air Force	Brady Hoke	L 14 - 26
Oct. 9, 2010	at Brigham Young	Brady Hoke	L 21 - 24
Oct. 8, 2011	TCU	Rocky Long	L 14 - 27
Sept. 29, 2012	at Fresno State	Rocky Long	L 40 - 52
Oct. 4, 2013	Nevada	Rocky Long	ot-W 51 - 44
Sept. 27, 2014	UNLV	Rocky Long	W 34 - 17
Oct. 3, 2015	Fresno State	Rocky Long	W 21 - 7
Oct. 8, 2016	UNLV	Rocky Long	W 26 - 7
Sept. 30, 2017	at Air Force	Rocky Long	W 28 - 24
Oct. 6, 2018	at (rv/24) Boise State	Rocky Long	W 19 - 13
Sept. 21, 2019	Utah State	Rocky Long	L 17 - 23
Oct. 24, 2020	UNLV	Brady Hoke	W 34 - 6

## CONFERENCE HOME OPENERS

Date	Opponent	Head Coach	Final
<b>SOUTHERN CALIFORNIA JUNIOR COLLEGE ERA (4-0)</b>			
Nov. 21, 1921	Chaffrey J.C.	C.E. Peterson	W 14 - 0
Nov. 24, 1922	Riverside J.C.	C.E. Peterson	W 20 - 6
Nov. 12, 1923	Santa Ana J.C.	C.E. Peterson	W 26 - 6
Nov. 1, 1924	Riverside J.C.	C.E. Peterson	W 6 - 0
1925 independent			
<b>SOUTHERN CALIFORNIA INTERCOLLEGIATE ATHLETIC CONFERENCE ERA (7-5-1)</b>			
Oct. 16, 1926	Redlands	C.E. Peterson	W 14 - 9
Oct. 15, 1927	Caltech	C.E. Peterson	L 13 - 17
Oct. 13, 1928	Occidental	C.E. Peterson	L 7 - 20
Nov. 2, 1929	Occidental	C.E. Peterson	L 0 - 20
Oct. 25, 1930	La Verne	W.B. Herreid	W 14 - 6
Oct. 9, 1931	Occidental	W.B. Herreid	L 2 - 13
Sept. 23, 1932	Santa Barbara State (so)	W.B. Herreid	L 2 - 6
Oct. 14, 1933	Pomona	W.B. Herreid	W 10 - 0
Oct. 13, 1934	Occidental	W.B. Herreid	W 20 - 7
Oct. 5, 1935	Santa Barbara State (so)	Leo Calland	T 7 - 7
Oct. 3, 1936	Occidental (so)	Leo Calland	W 7 - 0
Oct. 2, 1937	Occidental (so)	Leo Calland	W 3 - 0
Oct. 1, 1938	Occidental	Leo Calland	W 8 - 0
<b>CALIFORNIA COLLEGIATE ATHLETIC ASSOCIATION ERA (12-14-1)</b>			
Nov. 25, 1939	Santa Barbara State	Leo Calland	L 0 - 19
Oct. 25, 1940	Fresno State	Leo Calland	T 0 - 0
Oct. 10, 1941	San José State	Leo Calland	L 0 - 20
Oct. 11, 1942	Fresno State	John Eubank	L 0 - 66
Oct. 6, 1945	Caltech	Bob Breitbart	L 20 - 32
Oct. 5, 1946	Cal Poly SLO	Bill Terry	L 13 - 21
Oct. 4, 1947	Cal Poly SLO	Bill Schutte	W 56 - 13
Oct. 9, 1948	Pacific	Bill Schutte	L 14 - 41
Nov. 12, 1949	San José State	Bill Schutte	L 0 - 40
Oct. 14, 1950	Pepperdine	Bill Schutte	W 28 - 14
Oct. 6, 1951	Cal Poly SLO	Bill Schutte	W 32 - 13
Oct. 11, 1952	Pepperdine	Bill Schutte	W 33 - 13
Oct. 3, 1953	Cal Poly SLO	Bill Schutte	L 12 - 33
Oct. 23, 1954	Cal State LA	Bill Schutte	W 38 - 0
Oct. 1, 1955	Cal Poly SLO	Bill Schutte	L 6 - 12
Nov. 17, 1956	Fresno State	Paul Governali	L 7 - 50
Sept. 21, 1957	Pacific	Paul Governali	L 6 - 32
Oct. 18, 1958	Cal State LA	Paul Governali	W 7 - 0
Sept. 26, 1959	Cal State LA (so)	Paul Governali	L 3 - 21
Sept. 24, 1960	Cal State LA	Paul Governali	L 14 - 24
Sept. 30, 1961	Cal Poly SLO	Don Coryell	W 9 - 6
Sept. 22, 1962	Cal State LA	Don Coryell	W 26 - 14
Oct. 5, 1963	Cal Poly SLO	Don Coryell	W 69 - 0
Oct. 17, 1964	Cal State LA	Don Coryell	L 0 - 7

# Game Types



10 BOWL GAME APPEARANCES SINCE 2010 ► 21 CONFERENCE CHAMPIONSHIPS

GAME TYPES < HISTORY

Oct. 2, 1965	Cal Poly SLO	Don Coryell	W	41	-	0
Oct. 29, 1966	Fresno State	Don Coryell	W	34	-	13
Sept. 30, 1967	Cal Poly SLO	Don Coryell	W	26	-	20
1968	independent					

**PACIFIC COAST ATHLETIC ASSOCIATION ERA (7-0)**

Sept. 27, 1969	Cal State LA	Don Coryell	W	49	-	0
Sept. 26, 1970	Cal State LA	Don Coryell	W	35	-	0
Oct. 9, 1971	Pacific	Don Coryell	W	14	-	7
Oct. 7, 1972	San José State	Don Coryell	W	23	-	12
Nov. 10, 1973	Long Beach State	Claude Gilbert	W	17	-	2
Oct. 19, 1974	San José State	Claude Gilbert	W	40	-	14
Oct. 4, 1975	Cal State Fullerton	Claude Gilbert	W	59	-	14
1976	independent					
1977	independent					

**WESTERN ATHLETIC CONFERENCE ERA (15-6)**

Oct. 14, 1978	Colorado State	Claude Gilbert	W	34	-	31
Nov. 3, 1979	Wyoming	Claude Gilbert	W	31	-	21
Oct. 18, 1980	Colorado State	Claude Gilbert	L	7	-	26
Oct. 17, 1981	Brigham Young	Doug Scovil	L	7	-	27
Oct. 16, 1982	New Mexico	Doug Scovil	L	17	-	22
Oct. 22, 1983	Brigham Young	Doug Scovil	L	12	-	47
Sept. 15, 1984	UTEP	Doug Scovil	W	51	-	2
Sept. 28, 1985	Colorado State	Doug Scovil	W	48	-	23
Nov. 15, 1986	Wyoming	Denny Stolz	W	31	-	24
Sept. 12, 1987	Utah	Denny Stolz	W	52	-	34
Sept. 11, 1988	Air Force	Denny Stolz	W	39	-	36
Nov. 4, 1989	New Mexico	Al Luginbill	W	45	-	28
Sept. 29, 1990	Air Force	Al Luginbill	W	48	-	18
Oct. 12, 1991	New Mexico	Al Luginbill	W	38	-	24
Oct. 17, 1992	UTEP	Al Luginbill	W	49	-	27
Oct. 16, 1993	Colorado State	Al Luginbill	W	30	-	3
Oct. 1, 1994	Air Force	Ted Tollner	L	35	-	36
Oct. 14, 1995	Fresno State	Ted Tollner	W	48	-	24
Oct. 11, 1996	Hawai'i	Ted Tollner	W	56	-	8
Oct. 11, 1997	New Mexico	Ted Tollner	L	21	-	36
Oct. 9, 1998	Hawai'i	Ted Tollner	W	35	-	13

**MOUNTAIN WEST ERA (10-12; won seven of last nine)**

Oct. 2, 1999	Air Force	Ted Tollner	L	22	-	23
Oct. 14, 2000	Utah	Ted Tollner	L	7	-	21
Sept. 29, 2001	Air Force	Ted Tollner	L	21	-	45
Oct. 12, 2002	Utah	Tom Craft	W	36	-	17
Oct. 4, 2003	Brigham Young	Tom Craft	L	36	-	44
Oct. 16, 2004	Colorado State	Tom Craft	L	17	-	21
Oct. 1, 2005	Brigham Young	Tom Craft	W	31	-	10
Sept. 23, 2006	Utah	Chuck Long	L	7	-	38
Oct. 20, 2007	New Mexico	Chuck Long	L	17	-	20
Oct. 11, 2008	Air Force	Chuck Long	L	10	-	35
Oct. 17, 2009	(18/19) Brigham Young	Brady Hoke	L	28	-	38
Oct. 16, 2010	(23/23) Air Force	Brady Hoke	W	27	-	25
Oct. 8, 2011	TCU	Rocky Long	L	14	-	27
Oct. 6, 2012	Hawai'i	Rocky Long	W	52	-	14
Oct. 4, 2013	Nevada	Rocky Long	ot-W	51	-	44
Sept. 27, 2014	UNLV	Rocky Long	W	34	-	17
Oct. 3, 2015	Fresno State	Rocky Long	W	21	-	7
Oct. 8, 2016	UNLV	Rocky Long	W	26	-	7
Oct. 14, 2017	Boise State	Rocky Long	L	14	-	31
Oct. 12, 2018	Air Force	Rocky Long	W	21	-	17
Sept. 21, 2019	Utah State	Rocky Long	L	17	-	23
Oct. 24, 2020	UNLV	Brady Hoke	W	34	-	6

**RECENT HOMECOMING RESULTS**

Date	Opponent	Head Coach	Final
Nov. 6, 1976	San José State	Claude Gilbert	W 30 - 17
Oct. 29, 1977	Tulsa	Claude Gilbert	W 41 - 7
<b>WESTERN ATHLETIC CONFERENCE ERA (14-7)</b>			
Nov. 4, 1978	Colorado State	Claude Gilbert	W 34 - 31
Nov. 3, 1979	Wyoming*	Claude Gilbert	W 31 - 21
Nov. 1, 1980	Oklahoma State	Claude Gilbert	L 6 - 15
Nov. 7, 1981	Wyoming*	Doug Scovil	L 13 - 24
Oct. 23, 1982	Long Beach State	Doug Scovil	W 51 - 17
Nov. 12, 1983	Wyoming*	Doug Scovil	L 21 - 33
Oct. 20, 1984	Colorado State*	Doug Scovil	W 41 - 24
Oct. 19, 1985	Utah*	Doug Scovil	L 37 - 39
Oct. 25, 1986	Air Force*	Denny Stolz	L 10 - 22
Oct. 24, 1987	Long Beach State	Denny Stolz	W 52 - 42
Oct. 15, 1988	Hawai'i	Denny Stolz	L 30 - 32
Oct. 21, 1989	Pacific	Al Luginbill	W 35 - 7

Nov. 3, 1990	Utah*	Al Luginbill	W	66	-	14
Nov. 2, 1991	Wyoming*	Al Luginbill	W	24	-	22
Oct. 17, 1992	UTEP*	Al Luginbill	W	49	-	27
Oct. 23, 1993	New Mexico*	Al Luginbill	W	20	-	17
Oct. 8, 1994	Utah*	Ted Tollner	L	22	-	38
Oct. 21, 1995	San José State	Ted Tollner	W	49	-	20
Nov. 23, 1996	Fresno State*	Ted Tollner	W	31	-	21
Nov. 8, 1997	San José State*	Ted Tollner	W	48	-	21
Oct. 24, 1998	Utah*	Ted Tollner	ot-W	21	-	20

**MOUNTAIN WEST ERA (8-13; won four of last six)**

Oct. 9, 1999	New Mexico*	Ted Tollner	L	21	-	24
Oct. 28, 2000	(24/-) Colorado State*	Ted Tollner	L	22	-	34
Oct. 6, 2001	Eastern Illinois	Tom Craft	W	40	-	7
Oct. 26, 2002	UNLV*	Tom Craft	W	31	-	21
Oct. 18, 2003	New Mexico*	Tom Craft	L	7	-	30
Oct. 30, 2004	(9/10) Utah*	Tom Craft	L	28	-	51
Oct. 29, 2005	(20/20) TCU*	Tom Craft	L	20	-	23
Oct. 28, 2006	Cal Poly	Chuck Long	L	14	-	16
Oct. 20, 2007	New Mexico*	Chuck Long	L	17	-	20
Oct. 25, 2008	Colorado State*	Chuck Long	L	34	-	38
Oct. 17, 2009	(18/19) Brigham Young*	Brady Hoke	L	28	-	38
Oct. 16, 2010	(23/23) Air Force*	Brady Hoke	W	27	-	25
Oct. 8, 2011	TCU*	Rocky Long	L	14	-	27
Oct. 13, 2012	Colorado State*	Rocky Long	W	38	-	14
Oct. 26, 2013	Fresno State*	Rocky Long	ot-L	28	-	35
Nov. 8, 2014	Idaho	Rocky Long	W	35	-	21
Nov. 14, 2015	Wyoming*	Rocky Long	W	38	-	3
Nov. 5, 2016	Hawai'i*	Rocky Long	W	55	-	0
Oct. 21, 2017	Fresno State*	Rocky Long	L	3	-	27
Oct. 20, 2018	San José State*	Rocky Long	W	16	-	13
Nov. 9, 2019	Nevada*	Rocky Long	L	13	-	17

**RECENT KGB SKYSHOW RESULTS (13-3; won six straight)**

Date	Opponent	Head Coach	Final
Sept. 4, 2004	Idaho State (so)	Tom Craft	W 38 - 21
Sept. 24, 2005	San José State*	Tom Craft	W 52 - 21
Sept. 23, 2006	Utah*	Chuck Long	L 7 - 38
Sept. 22, 2007	Portland State	Chuck Long	W 52 - 17
Oct. 11, 2008	Air Force*	Chuck Long	L 10 - 35
Sept. 12, 2009	Southern Utah	Brady Hoke	W 35 - 19
Sept. 25, 2010	Utah State	Brady Hoke	W 41 - 7
Sept. 17, 2011	Washington State	Rocky Long	W 42 - 24
Oct. 6, 2012	Hawai'i*	Rocky Long	W 52 - 14
Aug. 31, 2013	Eastern Illinois (so)	Rocky Long	L 19 - 40
Nov. 8, 2014	Idaho	Rocky Long	W 35 - 21
Sept. 5, 2015	San Diego (so)	Rocky Long	W 37 - 3
Sept. 3, 2016	New Hampshire (so)	Rocky Long	W 31 - 0
Sept. 2, 2017	UC Davis (so)	Rocky Long	W 38 - 17
Sept. 8, 2018	Sacramento State	Rocky Long	W 28 - 14
Aug. 31, 2019	Weber State (so)	Rocky Long	W 6 - 0

**OVERTIME (8-4)**

Date	Opponent	Head Coach	Final
Sept. 27, 1997	at (25/25) Air Force*	Ted Tollner	L 18 - 24
Oct 18, 1997	UNLV*	Ted Tollner	W 20 - 17
Oct. 17, 1998	at New Mexico*	Ted Tollner	W 36 - 33
Oct. 24, 1998	Utah*	Ted Tollner	W 21 - 20
Oct. 20, 2012	at Nevada*	Rocky Long	W 39 - 38
Oct. 4, 2013	Nevada*	Rocky Long	W 51 - 44
Oct. 26, 2013	(15/18) Fresno State*	Rocky Long	L 28 - 35
Nov. 16, 2013	at Hawai'i*	Rocky Long	W 28 - 21
Nov. 23, 2013	Boise State*	Rocky Long	W 34 - 31
Sept. 19, 2015	South Alabama	Rocky Long	L 27 - 34
Sept. 22, 2018	Eastern Michigan	Rocky Long	W 23 - 20
Nov. 24, 2018	Hawai'i*	Rocky Long	L 30 - 31

SO - season opener. (##) opponent national rank.

AZTEC FOOTBALL MEDIA GUIDE



# Starting Quarterback Debuts



10 BOWL GAME APPEARANCES SINCE 2010 ▶ 21 CONFERENCE CHAMPIONSHIPS

Below is a list of all San Diego State players that have started at quarterback during the Division I era and their stats recorded in their first San Diego State start. Note that Dennis Shaw started SDSU's first Division I game but had previously started for the Aztecs prior to that game.

Date	Quarterback	Class	First Opponent	Result	Prior to First Start		Passing					Rushing			SDSU Record in Starts				
					GP	Att.	A	C	I	Yds.	TD	Eff.	Att.	Yds.	TD	W	L	T	Pct.
Dennis Shaw																			
S.12.70	Brian Sipe	Jr.	at Northern Illinois+	W, 35-3	8	82	23	15	1	196	2	156.80	5	-30	0	15	7	0	.682
S.28.72	Bill Donckers	Sr.	Oregon State+	W, 17-8	6	33	11	7	1	138	1	180.84	5	10	0	10	1	0	.909
S.22.73	Jesse Freitas <sup>4</sup>	Sr.	at Utah State+	W, 35-7	11	156	12	6	0	106	1	151.70	6	24	0	9	1	1	.864
S.14.74	Craig Penrose <sup>3</sup>	Jr.	at Arizona+	L, 10-17	0	0	24	11	2	114	0	69.07	3	-1	0	14	5	1	.725
S.21.74	Kevin Sneed	Jr.	Tampa	W, 28-25	1	16	22	11	3	281	2	184.11	11	27	0	2	0	0	1.000
S.12.76	Joe Davis	Jr.	Arkansas State+	W, 24-14	0	0	14	10	2	96	1	124.03	7	-48	0	13	1	0	.929
O.2.76	Pete Tereschuk	Sr.	Brigham Young*	L, 0-8	7	52	26	17	3	143	0	88.51	7	-28	0	1	1	0	.500
O.23.76	Tom Craft	Sr.	Cal State Fullerton	W, 27-14	10	29	20	16	0	116	1	145.22	5	7	0	6	0	0	1.000
S.16.78	Mark Halda	So.	at (19) Iowa State+	L, 13-14	4	34	43	24	0	268	1	115.84	2	3	0	8	12	0	.400
O.27.79	Chris Schaefer	Sr.	at Utah*	W, 17-13	9	38	12	7	3	156	1	145.03	4	17	0	4	0	0	1.000
S.20.80	Matt Kofler	Jr.	at Air Force*	W, 13-10	1	15	29	19	0	192	1	132.51	12	24	0	10	10	0	.500
N.1.80	Rick Hansen	So.	Oklahoma State	L, 6-15	3	25	20	8	2	45	0	38.90	4	6	0	3	3	0	.500
O.9.82	Mark McKay <sup>2</sup>	Jr.	at Wyoming*	W, 24-21	3	40	15	9	0	98	1	136.88	10	-9	0	6	12	1	.342
S.1.84	Todd Santos	R-Fr.	at Air Force**	L, 16-34	0	0	29	13	3	154	1	80.12	4	-10	0	22	22	1	.500
O.13.84	Jim Plum	So.	Utah*	T, 24-24	13	108	15	6	1	37	0	47.39	2	4	0	0	2	1	.167
S.3.88	Brad Platt	Jr.	at (5) UCLA+	L, 6-59	0	0	31	16	0	197	0	104.99	8	-33	0	1	6	0	.143
O.29.88	Scott Barrick	So.	at Utah*	L, 20-41	2	23	34	21	2	248	1	120.98	4	-5	0	2	2	0	.500
S.2.89	Dan McGwire <sup>1</sup>	Jr.	at Air Force**	L, 36-52	7	84	46	30	2	361	2	136.79	3	-5	0	12	10	1	.543
S.8.91	Cree Morris	So.	Long Beach State+	W, 49-13	6	36	25	13	0	214	1	137.10	4	-19	0	2	2	0	.500
O.5.91	David Lowery	So.	at Hawaii*	W, 47-21	6	34	25	14	0	273	0	147.73	7	25	0	13	9	2	.583
S.25.93	Tim Gutierrez	Jr.	Minnesota	W, 48-17	5	41	48	32	0	375	4	159.79	2	-5	0	6	8	0	.429
O.15.94	Billy Blanton	So.	at New Mexico*	W, 20-13	8	42	24	14	0	193	1	139.63	8	-12	0	18	10	0	.643
S.5.97	Kevin McKechnie	Sr.	Navy+	W, 45-31	10	33	20	16	1	371	4	291.82	6	15	1	1	5		.167
O.18.97	Mike Smith	Jr.	UNLV*	W, 20-17	1	1	7	2	0	29	0	63.37	3	-13	1	1	0		1.000
O.25.97	Spencer Brinton	T-Fr.	at Hawaii*	W, 10-3	1	16	30	13	0	173	1	102.77	3	-15	0	2	4		.333
S.24.98	Brian Russell	So.	Arizona	L, 16-35	1	4	32	12	3	167	1	72.90	6	36	0	8	4		.667
S.18.99	Jack Hawley	Jr.	at (17) USC	L, 21-24	2	34	32	16	4	170	1	79.94	11	39	0	4	7		.364
S.16.00	Lon Sheriff	So.	at Arizona	L, 3-17	5	29	29	15	1	124	0	80.74	6	-20	0	7	14		.333
O.13.01	Adam Hall	So.	at UNLV*	L, 3-31	3	18	15	7	0	70	0	85.87	4	-20	0	6	13		.316
S.9.03	Matt Dlugolecki	So.	at (2) Ohio State	L, 13-16	1	19	39	23	2	189	1	97.89	4	-19	0	5	6		.455
O.22.04	Kevin O'Connell	R-Fr.	at New Mexico*	L, 9-19	6	57	32	16	2	165	1	91.12	13	-13	0	12	21		.364
S.16.06	Darren Mougey	So.	at Wisconsin	L, 0-14	7	42	27	15	0	102	0	87.29	11	-12	0	0	3		.000
O.7.06	Kevin Craft	R-Fr.	at Brigham Young*	L, 17-47	2	8	32	20	1	216	0	112.95	5	2	0	2	3		.400
A.30.08	Ryan Lindley	R-Fr.	Cal Poly+	L, 27-29	0	0	45	27	2	352	3	138.82	6	-16	0	23	26		.469
O.11.08	Drew Westling	Jr.	Air Force*	L, 10-35	5	20	35	18	2	128	0	70.72	10	-10	1	0	1		.000
S.1.12	Ryan Katz <sup>5</sup>	Sr.	at Washington	L, 12-21	18	407	19	10	1	128	1	116.06	16	77	0	5	3		.625
O.27.12	Adam Dingwell	So.	UNLV*	W, 24-13	11	30	26	13	1	231	2	142.32	6	14	0	4	3		.571
S.21.13	Quinn Kaehler	Jr.	Oregon State	L, 30-34	1	36	25	16	2	251	2	158.74	5	-39	0	12	10		.545
O.3.14	Nick Bawden	T-Fr.	at Fresno State*	L, 13-24	2	0	24	9	2	84	1	64.17	8	36	0	1	1		.500
A.30.15	Maxwell Smith <sup>6</sup>	Sr.	San Diego+	W, 37-3	21	486	21	9	1	100	0	73.33	3	23	0	9	3		.750
D.5.15	Christian Chapman	R-Fr.	Air Force <sup>A</sup>	W, 27-24	3	24	14	9	0	203	1	189.02	6	32	0	24	11		.686
S.15.18	Ryan Agnew	Jr.	(23) Arizona State	W, 28-21	16	26	24	12	0	129	1	108.90	9	36	0	15	4		.789
N.30.19	Carson Baker	R-Fr.	Brigham Young	W, 13-3	0	0	24	19	0	172	1	153.12	8	7	0	4	2		.667
N.21.20	Lucas Johnson <sup>7</sup>	Sr.	at Nevada*	L, 21-26	6	37	24	14	0	184	1	136.48	5	29	1	0	1		.000
D.5.20	Jordan Brookshire	Jr.	Colorado State*	W, 29-17	4	19	24	14	0	130	1	117.58	23	38	0	1	1		.500

\* - indicates conference game. + - indicates season-opening game. ^ - Mountain West championship game.

<sup>1</sup> - McGwire's first career San Diego State start. He started two games as a sophomore at the Univ. of Iowa and had 84 career pass attempts at Iowa. His games played and attempts prior to his first SDSU start include his Iowa numbers.

<sup>2</sup> - McKay played at the Univ. of Georgia during the 1980 season. His stats are not available from that season and hence are not included in his numbers prior to the first start above.

<sup>3</sup> - Penrose played at the Univ. of Colorado prior to attending SDSU. His stats are not available from that season and hence are not included in his numbers prior to the first start above.

<sup>4</sup> - Freitas played at Stanford Univ. prior to attending SDSU. His stats are not available from that season and hence are not included in his numbers prior to the first start above.

<sup>4</sup> - Westling played at the Univ. of Tulsa in three games as a redshirt freshman in 2006. Those three games and one pass attempt are included above.

<sup>5</sup> - Katz played at Oregon State Univ. and started 14 games in 2010-11. Those stats are included in his numbers above.

<sup>6</sup> - Smith played at the Univ. of Kentucky and started 11 games (three in 2011, four in 2012 and four in 2013). Those stats are included in his numbers above.

<sup>7</sup> - Johnson's first career San Diego State start. He started two games in 2018 at Georgia Tech.

# Year-by-Year Records



10 BOWL GAME APPEARANCES SINCE 2010 ▶ 21 CONFERENCE CHAMPIONSHIPS

YEAR-BY-YEAR RECORDS < HISTORY

## SOUTHERN CALIFORNIA JUNIOR COLLEGE CONFERENCE

Year	Overall				Conference				Finish	Bowl Game	Head Coach
	W	L	T	Pct.	W	L	T	Pct.			
1921	4	6	0	.400	1	3	0	.250	4th		C.E. Peterson
1922 ♦	6	4	0	.600	4	0	0	1.000	1st		C.E. Peterson
1923 ♦	8	2	0	.800	2	0	0	1.000	1st		C.E. Peterson
1924 ♦	7	1	2	.800	3	0	0	1.000	1st		C.E. Peterson
Southern California Junior College Conference Era (4 seasons)											
25 13 2 .650				10 3 0 .769				3 SCJCC Titles			

## INDEPENDENT

1925	5	3	1	.688	Independent						C.E. Peterson
------	---	---	---	------	-------------	--	--	--	--	--	---------------

## SOUTHERN CALIFORNIA INTERCOLLEGIATE ATHLETIC CONFERENCE

Year	Overall				Conference				Finish	Bowl Game	Head Coach
	W	L	T	Pct.	W	L	T	Pct.			
1926	3	4	1	.438	1	3	1	.300	7th		C.E. Peterson
1927	4	3	0	.571	2	3	0	.400	T-5th		C.E. Peterson
1928	3	3	0	.500	2	3	0	.400	5th		C.E. Peterson
1929	3	5	0	.375	1	5	0	.167	6th		C.E. Peterson
1930	5	4	0	.555	3	3	0	.500	3rd		W. Herreid
1931	5	3	2	.600	2	2	1	.500	T-4th		W. Herreid
1932	3	5	1	.388	2	4	1	.357	5th		W. Herreid
1933	4	4	1	.500	4	2	1	.643	4th		W. Herreid
1934	3	5	1	.389	2	1	1	.700	2nd		W. Herreid
1935	3	4	1	.438	2	2	1	.500	T-3rd		Leo Calland
1936 ♦	6	1	1	.813	5	0	0	1.000	1st		Leo Calland
1937 ♦	7	1	0	.875	4	1	0	.800	1st		Leo Calland
1938	5	2	1	.688	3	2	1	.583	3rd		Leo Calland
Southern California Intercollegiate Athletic Conference Era (13 seasons)											
54 44 9 .547				33 31 7 .514				2 SCAC Titles			

## CALIFORNIA COLLEGIATE ATHLETIC ASSOCIATION

Year	Overall				Conference				Finish	Bowl Game	Head Coach
	W	L	T	Pct.	W	L	T	Pct.			
1939	2	7	0	.222	0	2	0	.000	4th		Leo Calland
1940	5	3	1	.611	1	1	1	.500	T-2nd		Leo Calland
1941	6	4	0	.600	0	3	0	.000	4th		Leo Calland
1942	0	6	1	.071	0	2	0	.000			Jon Eubank
1943	World War II - No Team										
1944	World War II - No Team										
1945	2	5	0	.286	1	1	0	.500			Bob Breitbard
1946	6	4	0	.600	2	3	0	.400	5th		Bill Terry
1947	7	3	1	.750	2	2	1	.500	4th		Bill Schutte
1948	4	7	0	.364	1	4	0	.200	T-5th	Harbor (L)	Bill Schutte
1949	6	3	0	.666	3	1	0	.750	2nd		Bill Schutte
1950 ♦	5	3	1	.611	3	0	1	.875	1st		Bill Schutte
1951 ♦	10	0	1	.955	4	0	0	1.000	1st	Pineapple (W)	Bill Schutte
1952	4	5	0	.444	2	2	0	.500	3rd		Bill Schutte
1953	5	3	1	.611	3	1	1	.700	2nd		Bill Schutte
1954	5	4	0	.555	2	2	0	.500	2nd		Bill Schutte
1955	2	8	0	.200	1	1	0	.500			Bill Schutte
1956	4	3	2	.555	2	1	0	.667	T-2nd		Paul Governali
1957	2	7	0	.222	0	2	0	.000	5th		Paul Governali
1958	3	5	0	.375	2	3	0	.400	4th		Paul Governali
1959	1	6	1	.188	0	5	0	.000	6th		Paul Governali
1960	1	6	1	.188	0	5	0	.000	6th		Paul Governali
1961	7	2	1	.700	2	2	1	.500	4th		Don Coryell
1962 ♦	8	2	0	.800	6	0	0	1.000	1st		Don Coryell
1963 ♦	7	2	0	.778	4	1	0	.800	T-1st		Don Coryell
1964	8	2	0	.800	4	1	0	.800	2nd		Don Coryell
1965	8	2	0	.800	3	2	0	.600	3rd		Don Coryell
1966 ♦	11	0	0	1.000	5	0	0	1.000	1st	Camellia (W)	Don Coryell
1967 ♦	10	1	0	.909	5	0	0	1.000	1st	Camellia (W)	Don Coryell
California Collegiate Athletic Association Era (27 seasons)											
139 103 11 .571				58 47 5 .550				6 CCAA Titles / 4 Bowl Gms.			

## INDEPENDENT

1968	9	0	1	.818							Don Coryell
------	---	---	---	------	--	--	--	--	--	--	-------------

## PACIFIC COAST ATHLETIC ASSOCIATION

Year	Overall				Conference				Finish	Bowl Game	Head Coach
	W	L	T	Pct.	W	L	T	Pct.			
1969 ♦	11	0	0	1.000	6	0	0	1.000	1st	Pasadena (W)	Don Coryell
1970 ♦	9	2	0	.818	5	1	0	.833	T-1st		Don Coryell
1971	6	5	0	.545	2	3	0	.400	T-4th		Don Coryell
1972 ♦	10	1	0	.909	4	0	0	1.000	1st		Don Coryell
1973 ♦	9	1	1	.864	3	0	1	.875	1st		Claude Gilbert
1974 ♦	8	2	1	.733	4	0	0	1.000	1st		Claude Gilbert
1975	8	3	0	.727	3	2	0	.600	3rd		Claude Gilbert
Pacific Coast Athletic Association Era (7 seasons)											
61 14 2 .805				87 70 4 .553				5 PCAA Titles / 1 Bowl Game			

## INDEPENDENT

1976	10	1	0	.909							Claude Gilbert
1977	10	1	0	.909							Claude Gilbert
Independent Era (2 seasons)											
20 2 0 .909											

## WESTERN ATHLETIC CONFERENCE

Year	Overall				Conference				Finish	Bowl Game	Head Coach
	W	L	T	Pct.	W	L	T	Pct.			
1978	4	7	0	.364	2	4	0	.333	6th		Claude Gilbert
1979	8	3	0	.727	4	2	0	.666	T-2nd		Claude Gilbert
1980	4	8	0	.333	4	4	0	.500	4th		Claude Gilbert
1981	6	5	0	.545	3	5	0	.375	6th		Doug Scovill
1982	7	5	0	.583	4	3	0	.571	T-3rd		Doug Scovill
1983	2	9	1	.208	1	6	1	.187	8th		Doug Scovill
1984	4	7	1	.375	4	3	1	.562	T-4th		Doug Scovill
1985	5	6	1	.458	3	4	1	.438	6th		Doug Scovill
1986 ♦	8	4	0	.750	7	1	0	.875	1st	Holiday (L)	Denny Stolz
1987	5	7	0	.417	4	4	0	.500	5th		Denny Stolz
1988	3	8	0	.273	3	5	0	.375	T-6th		Denny Stolz
1989	6	5	1	.542	4	3	0	.571	T-5th		Al Luginbill
1990	6	5	0	.545	5	2	0	.714	3rd		Al Luginbill
1991	8	4	1	.654	6	1	1	.813	2nd	Freedom (L)	Al Luginbill
1992	5	5	1	.500	5	3	0	.625	4th		Al Luginbill
1993	6	6	0	.500	4	4	0	.500	T-6th		Al Luginbill
1994	4	7	0	.364	2	6	0	.250	8th		Ted Tollner
1995	8	4	0	.667	5	3	0	.625	5th		Ted Tollner
1996	8	3		.727	6	2		.750	Pac/T-2nd		Ted Tollner
1997	5	7		.416	4	4		.500	Pac/T-4th		Ted Tollner
1998 ♦	7	5		.583	7	1		.875	Pac/T-1st		Las Vegas (L)
Western Athletic Conference Era (21 seasons)											
119 120 6 .498				87 70 4 .553				2 WAC Titles / 3 Bowl Games			

## MOUNTAIN WEST

Year	Overall				Conference				Finish	Bowl Game	Head Coach								
	W	L	T	Pct.	W	L	T	Pct.											
1999	5	6		.455	3	4		.429	T-5th		Ted Tollner								
2000	3	8		.272	3	4		.429	T-5th		Ted Tollner								
2001	3	8		.272	2	5		.286	7th		Ted Tollner								
2002	4	9		.307	4	3		.571	T-3rd		Tom Craft								
2003	6	6		.500	3	4		.429	T-4th		Tom Craft								
2004	4	7		.363	2	5		.286	7th		Tom Craft								
2005	5	7		.417	4	4		.500	T-4th		Tom Craft								
2006	3	9		.250	3	5		.375	T-6th		Chuck Long								
2007	4	8		.333	3	5		.375	6th		Chuck Long								
2008	2	10		.167	1	7		.125	T-8th		Chuck Long								
2009	4	8		.333	2	6		.250	7th		Brady Hoke								
2010	9	4		.692	5	3		.625	T-3rd	Poinsettia (W)	Brady Hoke								
2011	8	5		.615	4	3		.571	4th	New Orleans (L)	Rocky Long								
2012 ♦	9	4		.692	7	1		.875	T-1st	Poinsettia (L)	Rocky Long								
2013	8	5		.615	6	2		.750	West/2nd	Potato (W)	Rocky Long								
2014	7	6		.538	5	3		.625	West/T-1st	Poinsettia (L)	Rocky Long								
2015 ♦	11	3		.786	8	0		1.000	West/1st	Hawai'i (W)	Rocky Long								
2016 ♦	11	3		.786	6	2		.750	West/1st	Las Vegas (W)	Rocky Long								
2017	10	3		.769	6	2		.750	West/2nd	Armed Forces (L)	Rocky Long								
2018	7	6		.538	4	4		.500	West/4th	Frisco (L)	Rocky Long								
2019	10	3		.769	5	3		.625	West/T-1st	New Mexico (W)	Rocky Long								
2020	4	4		.500	4	2		.667	4th		Brady Hoke								
Mountain West Era (21 seasons)																			
137 132				.509				85 74				.535				3 MW Titles / 10 Bowl Games			

♦ - Indicates team won conference title. Pac - Team competed in the Pacific Division of the WAC. West - Team competed in the West Division of the Mountain West.

*Founded in 1897, San Diego State is the oldest and largest higher education institution in the San Diego region.*



## **Inside:**

San Diego State University	226
Achievements/Distinctions	227
Prominent Alumni	228
Dr. Adela de la Torre	229
John David Wicker	230
Athletics Directory	231
Aztec Hall of Fame	232
The Mountain West	234
Dignity Health Sports Park	236
Aztec Stadium	237
2021 Opponents	238
Composite Schedule	241



# San Diego State University



10 STRAIGHT BOWL GAME APPEARANCES ► 21 CONFERENCE CHAMPIONSHIPS

SAN DIEGO STATE UNIVERSITY ◀ UNIVERSITY  
AZTEC FOOTBALL MEDIA GUIDE



Hepner Hall

**F**ounded in 1897, San Diego State University is a major public research institution that provides transformative experiences for its more than 34,000 students. SDSU ranks No. 1 in the California State University (CSU) system for federal research support, is a long-standing Hispanic-Serving Institution (HSI) and resides on Kumeyaay land.

The University is known for offering transformational research and international experiences, sustainability and entrepreneurship initiatives, internships and mentoring, and a broad range of student life and leadership opportunities. It offers bachelor's degrees in 97 majors, master's degrees in 84 programs and doctorates in 21 areas.

Recognized as a national leader in higher education, SDSU is committed to excellence and is known for its efforts advancing diversity and inclusion.

SDSU is nationally recognized for its study abroad initiatives, veterans programs and support of LGBTQIA+ students, as well as its powerhouse Division I athletics program. Students have access to more than 350 student clubs and organizations, and an inclusive environment with a diverse range of programs and offerings.

SDSU is ranked in the top 35 nationwide for ethnic diversity according to U.S. News & World Report; about 54 percent of its undergraduates and graduates are students of color. The University's rich campus life and ideal location offers opportunities for students to lead and engage with the creative and performing arts, career and internship opportunities with SDSU's more than 400,000 living alumni, and the vibrant cultural life of the greater San Diego and U.S.-Mexico region.

San Diego State leverages its strategic location on the Pacific Rim and the border of Latin America to advance international study and research. The University ranks fifth in the nation for the number of students who study abroad.

Impact-driven philanthropy happens here. For decades, generous contributions have helped SDSU open doors for students to follow their dreams and unlock their potential as they prepare for lifelong successful careers. Gift commitments to San Diego State totaled more than \$127 million in the 2019-20 fiscal year, an increase of nearly 10 percent from the previous year despite an economic downturn from the COVID-19 pandemic.



Conrad Prebys Aztec Student Union



Scripps Cottage



# Achievements and Distinctions



10 STRAIGHT BOWL GAME APPEARANCES ▶ 21 CONFERENCE CHAMPIONSHIPS

## ACADEMIC STRENGTH

- San Diego State University continues to gain recognition as a leader in higher education. It ranks No. 68 among public universities and in the top 150 overall in U.S. News & World Report's annual ranking of America's Best Colleges.
- SDSU's undergraduate international business program ranks No. 8 in the nation, and its undergraduate business and engineering programs rank in the top 100 of U.S. News and World Report's list. The College of Education is No. 50 in the country and No. 7 in California. Individual graduate programs ranked in the top 50 include rehabilitation counseling (No. 4), public health (No. 23), speech and language pathology (No. 25) and audiology (No. 29) and physical therapy (No. 49).
- San Diego State University is a hub of student invention and innovation, led by the Levin Entrepreneurship Center and our ZIP Launchpad. Forbes magazine ranked SDSU No. 23 on its list of America's Most Entrepreneurial Universities, while U.S. News and World Report ranked SDSU's entrepreneurship program No. 21 among the nation's public universities and Fortune ranked the university among the top 25 most entrepreneurial in the nation.
- SDSU is nationally recognized for sending 92 students abroad as Fulbright Scholars since 2005.
- San Diego State University students are graduating at record high rates across all seven colleges, and SDSU now ranks No. 9 nationally in graduation rate performance, based on U.S. News & World Report's most recent college rankings. This top rank for graduation rate performance acknowledges the university's success in serving students of many different economic, racial, ethnic and gender affiliations.

## A CULTURE OF ENGAGEMENT

- SDSU engages its alumni and encourages them to share their professional expertise and experience with current students through programs such as the Aztec Mentor Program. A collaboration between SDSU Alumni and Student Affairs, the program has matched more than 10,500 students with alumni mentors.
- SDSU is focused on fostering a welcoming campus climate for all students. Cultural centers include: the Black Resource Center, Center for Intercultural Relations, Center for Transformative Justice, Latinx Resource Center, Native Student Resource Center, Pride Center and Women's Resource Center. Other resource centers for students include the Commuter Resource Center, the International Student Center and the Student Ability Success Center and The Joan and Art Barron Veterans Center.
- Arts Alive SDSU integrates arts events and arts practices into the university's curriculum and recognizes art as a campus-wide value on par with research and international study. With nearly 300 events scheduled each year, Arts Alive reaches an audience of more than 125,000 annually.
- The university's Economic Crisis Response Team is a group of staff, administrators, students, and faculty working together to ensure that students experiencing food or housing insecurity or other unforeseen financial crises receive short-term and long-term aid quickly and without stigmatization.

## COMMUNITY ROOTS

- In August 2020, site work began on SDSU Mission Valley, to be located on 135 acres of previously city-owned property and featuring a multi-use stadium to serve as the new home of Aztec football. This multi-year expansion, replacing a former NFL stadium and its parking lot, includes an Innovation District to support education, research, technology and entrepreneurial activity; 4,600 housing units for students, faculty, staff and the general public, a hotel; and restaurants and shopping.
- Led by Associated Students, the SDSU community confronted the significant challenges of hunger and food insecurity in San Diego by raising more than 590,500 pounds of food in the Aztecs Rock Hunger drive during fall 2019. Eighty percent of monetary donations go to the Jacobs and Cushman Food Bank, while the remaining 20 percent remains on campus to provide short-term and long-term aid to students experiencing food insecurity.
- SDSU's Guardian Scholars program is a unique opportunity for students leaving the foster care system. Young men and women accepted into the program receive full scholarships, year-round housing and academic mentoring to support them in becoming active community members.

## A DIVERSE CAMPUS

- SDSU is the No. 1 LGBTQ+-friendly campus in California and No. 8 campus nationally, according to Campus Pride and BestColleges. The Pride Center — an inclusive, safe and affirming gathering space — facilitates education, awareness and research on issues related to sexuality and gender.
- SDSU is ranked in the top 35 nationwide for ethnic diversity according to U.S. News & World Report; about 54 percent of its undergraduates and graduates are students of color.
- Consistently ranked by the Military Times as a top school for veterans, SDSU serves over 4,000 student-veterans, active duty, reservists and dependents each year through the Joan and Art Barron Veterans Center and academic programs such as Troops to Engineers.
- Our Imperial Valley campus, a powerful engine of economic growth for the U.S.-Mexico border region, serves a diverse student body comprised largely of groups that are historically underrepresented in higher education.

## AN INTERNATIONAL PERSPECTIVE

- San Diego State University ranks No. 5 nationally and No. 1 in California for the number of students studying abroad in the latest Institute for International Education's Open Doors report.
- SDSU typically welcomes more than 1,800 international students from more than 70 countries each year. They are enrolled as fully matriculated students or as part of the American Language Institute (ALI), of which SDSU's affiliate is one of the largest in the country.
- The J. Keith Behner and Catherine M. Stiefel Program on Brazil is SDSU's first endowed academic program with an international focus. Over the next five years, through research collaborations with major Brazilian universities, SDSU will strengthen its global leadership in public health, environmental sciences, international business and urban development.

## RESEARCH ACCOMPLISHMENTS

- SDSU is a public research university where students, faculty, and alumni have been part of research teams that addressed important subjects like RNA modification, biomathematics, and post-wildfire storm runoff. Their research has shed new light on lung disease, adolescent anxiety, cancer, diabetes, Dengue Virus and many other disorders.
- San Diego State University faculty continue to win significant research funding. In fiscal 2019-20, they secured \$144.4million in public and private funding—a total of 758 awards to 307 principal investigators. The total included a significant increase from two major federal agencies: The National Science Foundation and The National Institutes of Health.
- To further support research, SDSU has built an Engineering and Interdisciplinary Science Complex, where researchers are developing collaborative projects to turn discoveries into real-world applications. The EIS Complex, which opened in 2018, enhances the university's teaching and research capacities and help attract the best and brightest faculty, graduate and undergraduate students.
- In 2018, SDSU received a \$19.9 million research award — one of the largest in university history — to create a new center for transdisciplinary research on health disparities throughout San Diego and Imperial counties. The five-year award is part of an effort by the National Institute on Minority Health and Health Disparities to support the research enterprise of minority-serving institutions like SDSU.
- The Student Research Symposium is an annual forum for San Diego State's graduate and undergraduate students to present their faculty-mentored research. More than 450 undergraduate, graduate and doctoral students across 70 majors and disciplines participated in 2020.

## MOVING FORWARD

- San Diego State University is a place of knowledge, experience and impact. It is one of the oldest institutions in California, with 400,000+ living alumni and many more friends in the community who have a stake in its future. As we engage with our supporters in joint initiatives that advance the welfare of the broader San Diego region, student success will continue to be the foundational force moving us forward.

# Prominent Alumni



10 STRAIGHT BOWL GAME APPEARANCES ► 21 CONFERENCE CHAMPIONSHIPS



Kathleen Kennedy



Dennis Connor

## Arts/Actors

**Robert Hays**, television/film actor, "Airplane"  
**Julie Kavner**, television actor, "The Simpsons"  
**Kathleen Kennedy**, film producer, "Schindler's List"  
**Kathy Najimy**, television/film actor, "Sister Act"  
**Gregory Peck**, film actor, "To Kill a Mockingbird"  
**Marion Ross**, television/stage actor, "Happy Days"  
**Claire Van Vliet**, visual artist, founder of the Janus Press  
**Carl Weathers**, film actor, "Rocky"  
**Gary David Goldberg**, executive producer and co-creator, "Spin City"  
**Raquel Welch**, film and television actor, starred in "The Three Musketeers"

## Authors

**Patricia Benke**, best-selling crime novelist  
**Sid Fleischman**, author, *The Whipping Boy* (Newbery Medal, 1987)  
**Susan Vreeland**, author, *The Girl in Hyacinth Blue* (New York Times Bestseller)

## Business

**Norman Brinkler**, Brinkler International, Ltd., (Chili's, Macaroni Grill and On the Border)  
**Robert Peterson**, founder, Jack in the Box  
**Sol Price**, founder, Price Club  
**R. Andrew Rathbone**, creator, "...for Dummies" book series  
**Ralph Rubio**, founder/CEO, Rubio's Baja Grill  
**Jim Sinegal**, Costco founder and retired CEO  
**Julia Stewart**, CEO, International House of Pancakes  
**Suzy Spafford**, creator, Suzy's Zoo  
**Sue Swenson**, COO, Leap Wireless  
**Jack Williams**, retired COO, Royal Caribbean International and Celebrity Cruises

## Communication/Media

**Art Linkletter**, television show host  
**Jeanne Zelasko**, Fox Sports anchor/reporter  
**Armen Keteyian**, CBS Sports reporter

## Education

**Sandra McBryer**, 1994 National Teacher of the Year  
**Janis Gabay**, 1990 National Teacher of the Year  
**Dr. Doris Alvarez**, 1997 Principal of the Year

## Government/Military


**Timothy J. Muris**, Chairman, Federal Trade Commission  
**General Merrill R. McPeak**, former chief of staff, United States Air Force

## Science

**Robert Kaplan**, nationally known psychologist  
**Ellen Ochoa**, astronaut, world's first Hispanic female astronaut  
**Siegfried Reich**, HIV testing researcher pioneer  
**Gerald Schleif**, WD-40 inventor

## Sports

**Michael Cage**, former NBA basketball player  
**Dennis Conner**, America's Cup-winning sailor  
**Tony Gwynn**, former San Diego Padres baseball player/former Aztec baseball coach  
**Fred Dryer**, former Los Angeles Rams football player/actor  
**Marshall Faulk**, former NFL MVP and 2011 Pro Football Hall of Fame Inductee  
**Stephen Strasburg**, 2009 MLB No. 1 overall draft pick, current Washington Nationals pitcher  
**Kawhi Leonard**, Los Angeles Clippers forward/guard, two-time NBA Defensive Player of the Year, 2014 and 2019 NBA Finals MVP  
**Joe Gibbs**, former Washington Redskins football coach, founder Joe Gibbs Racing  
**Graig Nettles**, former New York Yankees baseball player  
**Brian Sipe**, former Cleveland Browns football player/former Aztec assistant football coach  
**Stephen Strasburg**, Washington Nationals pitcher, 2019 World Series MVP  
**Mark Reynolds**, sailor, four-time Olympian, two-time Olympic gold medalist, three-time world champion  
**Marla Runyan**, 1991-1994-2000 Olympian, visually impaired marathon runner  
**Gene Littler**, former PGA tour golfer, winner - 1961 US Open  
**Kevin Kennedy**, former major league manager



Merrill R. McPeak



Timothy J. Muris



Armen Keteyian



Jim Sinegal



R. Andrew Rathbone



Marion Ross



Ellen Ochoa



Kawhi Leonard



# University President



10 STRAIGHT BOWL GAME APPEARANCES ▶ 21 CONFERENCE CHAMPIONSHIPS

**D**r. Adela de la Torre was appointed by the California State University Board of Trustees as the new president of San Diego State University.

Arriving on campus in June 2018, Dr. de la Torre is the ninth permanent president of SDSU and the first woman to serve in that role. She brings with her 30 years of service in leadership roles at institutions of higher education, including the California State University system, the University of Arizona and the University of California, Davis.

Prior to her appointment as President, Dr. de la Torre worked in a variety of leadership positions at UC Davis, culminating in her role as vice chancellor for student affairs and campus diversity, where she oversaw a division encompassing 28 departments and units that provide services and facilities to foster academic success, student development and campus community. In addition, she spent 14 years from 2004-18 directing the UC Davis Center for Transnational Health and served a two-year stint (2009-11) as chair of the UC Davis Chi-

cana/Chicano Studies Department, after becoming the first Latina to receive the rank of distinguished professor.

During her tenure at Arizona from 1996-2002, Dr. de la Torre was the director of the Mexican American Studies and Research Center, successfully developing the first graduate program in Mexican American Studies. She also founded the College of Medicine's first federally funded Hispanic Center of Excellence.

Dr. de la Torre was also a professor at California State University, Long Beach, serving as chair of the department of Chicano/Latino Studies. She was additionally selected by members of the California State University system to serve a one-year appointment (1995-96) as a management fellow, which involved systemwide strategic planning, higher education legislative initiatives, enrollment and growth planning, as well as systemwide presidential and board of trustee meetings.

Dr. de la Torre's research focuses on aspects of Latino community health – an area where SDSU is a national leader. Her research

was previously recognized by the American Society of Hispanic Economists in 2016, when it honored her with its biennial Academic Achievement Award.

Dr. de la Torre's grandparents immigrated to the Central Valley from Mexico. She grew up in the Bay Area, where her grandmother and mother taught her important cultural traditions – the importance of family, the value of hard work and the power of education. Her mother attended both Modesto Community College and the University of California, Berkeley and was a public school teacher for 40 years.

Dr. de la Torre earned a bachelor of science degree in the political economy of natural resources and a master of science and Ph.D. in agricultural and resource economics all from Cal.



**Adela de la Torre**

Ninth University President



## John David Wicker



**Director of Athletics**  
Sixth Year at SDSU

■ **Career Experience:**

2016-Present....San Diego State  
*Director of Athletics*

2015-16 .....Georgia Tech  
*Sr. Associate Director of Athletics*

2011-15.....San Diego State  
*Deputy Director of Athletics*

2001-11.....Washington State  
*Associate Athletic Director  
Event and Facility Operations*

1999-2001.....Southern Miss  
*Event and Facilities Director*

1996-99.....Georgia  
*Assistant Director  
Event Management*

■ **Education**

1997 .....Georgia  
*M.A. in Education  
Sports Management emphasis*

1992 .....Mississippi State  
*B.A. in Professional Accountancy*



## Winning Is What We Do

Below is a look at the highest combined winning percentages in football and men's basketball since the beginning of the 2010-11 season (entering 2021-22 academic year).

Rk.	School	W	L	Pct.
1.	Ohio State	392	132	.748
2.	<b>San Diego State</b>	<b>378</b>	<b>137</b>	<b>.734</b>
3.	Oregon	385	144	.728
4.	Michigan State	371	152	.709
5.	Wisconsin	372	155	.706
6.	Duke	367	155	.703
7.	Cincinnati	355	150	.703
8.	Louisville	360	154	.700
9.	Michigan	360	161	.691
10.	Kentucky	352	142	.691

# John David Wicker

## DIRECTOR OF ATHLETICS

John David Wicker was introduced as San Diego State University's new Director of Intercollegiate Athletics on Oct. 24, 2016.

"It feels great to be back on the Mesa," Wicker said. "I loved my four years here with the coaches, the staff and all the student-athletes. I'm thrilled with this opportunity and I am looking forward to helping SDSU Athletics move to next level of success."

Wicker was SDSU's Deputy Athletic Director from 2011 until leaving for Georgia Tech in July 2015. During his first term at SDSU, he was responsible for the day-to-day operations of the Aztecs athletics department, overseeing business operations, human resources, events and facilities, capital projects, strength and conditioning, academics, video and sport oversight for football, rowing, as well as men's and women's basketball.

"When we began this search, we envisioned a person who cares about our student athletes, whose integrity is paramount and whose competitive fire inspires greatness. In short, someone who embodies our ideal of 'winning it right.' John David Wicker is that person," said then-SDSU President Elliot Hirshman.

Prior to his time at SDSU, he was the Associate Athletic Director for Event and Facility Operations at Washington State from 2001-11. While at WSU, he was responsible for event planning and game day responsibilities for all home athletic events, conference tournaments and

NCAA championships, day-to-day oversight and operations of all athletic facilities, and the liaison for the athletic department on capital projects.

From 1999 to 2001 Wicker served as Director of Event and Facility Operations at Southern Miss. At USM, he oversaw regular season and championship event operations, coordinated day-to-day maintenance of facilities, and was the liaison to the university on all capital projects. He also oversaw the design and initial construction of USM's \$11 million Athletic Center, which houses administrative and coaching offices, football locker room, weight room and training area.

Wicker also spent three years at Georgia from (1996-99), where he also worked for the Atlanta Committee for the Olympic Games in preparation for the 1996 Summer Olympics as the venue logistics manager for Sanford Stadium, home to the medal rounds for men's and women's soccer.

In 2016, Wicker took over an SDSU athletic department that has enjoyed great success in recent years. The football team, which has finished with 10 victories in three of the last five seasons, made its 10th consecutive bowl game appearance in its last full season in 2019. In addition, men's basketball is coming off a historic campaign in 2020-21, highlighted by its eighth Mountain West regular-season championship and sixth MW tournament crown. Aztec squads, from women's track and field to men's and

women's golf, to baseball and softball, have combined for 49 team conference championships since the beginning of the 2012-13 school year.

"One of our top priorities will be to generate more excitement about Aztec Athletics on campus, in the community, and with our close to 300,000 alumni across the nation," Wicker said. "People around the country know what an incredible atmosphere Viejas Arena is. And that is in no small part because of the fans. There is no reason why we can't have a similar atmosphere at our football games, at Tony Gwynn Stadium for baseball, on the Sports Deck for soccer games and more."

Through his tireless efforts, Wicker was one of the driving forces behind the development of Aztec Stadium, the first major construction project to be implemented as part of SDSU Mission Valley, a 135-acre site on property previously owned by the city that included Aztec football's former home, SDCCU Stadium. In August 2020, ground was broken on the new and highly anticipated facility, which on schedule for completion in September 2022, along with the River Park.

Wicker graduated from Mississippi State in 1992 with a bachelor's degree in professional accountancy. He received his master's degree in education with an emphasis in sports management from Georgia in 1997.

Wicker resides in Santee, Calif., with and his wife, Rachel, and daughters Scarlett Anne, and Waverly Lie.

**70**

San Diego State teams have advanced to NCAA championships in the last 10 seasons (average 7.0 per year)

**49**

Team conference championships since the start of the 2012-13 season

**13**

The SDSU football program is tied for 13th nationally with Penn State, compiling a .707 winning percentage (53-22) since the beginning of the 2015 campaign





## GENERAL INFORMATION

### Mailing Address

SDSU Department of Athletics  
5500 Campanile Drive  
San Diego, CA 92182-4313  
Phone Number - (619) 594-3019

### Media Relations Overnight Address

Fowler Athletics Center, Suite 3014  
5302 55th Street  
San Diego, CA 92115

## STAFF DIRECTORY

### Administration - (619) 594-3019

John David Wicker, Athletic Director  
Jenny Bramer, Executive Associate Athletic Director/SWA  
Derek Grice, Executive Associate Athletic Director -  
Mission Valley Development  
Chuck Lang, Senior Associate Athletic Director -  
Business Administration  
Mike May, Senior Associate Athletic Director -  
Communications & Media Relations  
Tim Rice, Senior Associate Athletic Director - Development  
Bobby Smitheran, Senior Associate Athletic Director -  
Student-Athlete Academic Support Services (SAASS)  
Tim Lanski, Senior Associate Athletic Director - Compliance  
Gladie Jaffe, Chief of Staff  
Ashley Varraro, Administrative Services Coordinator

### Academic Services - (619) 594-3395

Bobby Smitheran, Senior Associate Athletic Director - SAASS  
Dr. Bre White, Assistant Director of SAASS  
Willie Judd, Academic Advisor  
Hailey Devlin, Academic Advisor  
Madeleine Brown, Assistant Learning Specialist  
Olivia Grice, Asst. Learning Specialist/Academic Advisor  
Kelli Magargal, Academic Coordinator  
Samantha Oshiro, Academic Coordinator  
Jessica Athowe, Student-Athlete Services Coordinator  
Danielle Kelly, Student-Athlete Development Coordinator  
Kiana Adams, Academic Coordination Assistant

### Business Office - (619) 594-4996

Chuck Lang, Senior Associate Athletic Director -  
Business Administration  
Jesse Stephens, Assistant Business Office Manager  
Andrew Miller, Accounting Analyst  
Sharon Kuhfal, Accounting Technician

### Compliance - (619) 594-3395

Tim Lanski, Senior Associate Athletic Director - Compliance  
Kelly McCoy, Assistant Athletic Director - Compliance  
Sydni Nelums, Compliance Assistant  
Jessica Hasson, Financial Aid Coordinator  
Lori Mitchell, Administrative Support Coordinator

### Development - (619) 594-5162

Tim Rice, Senior Associate Athletic Director - Development  
Sherry Bertram, Assistant Director -  
Aztec Club/Annual Giving  
Caroline Draper, Assistant Director - Aztec Club  
Iain Clarke, Assistant Director - Aztec Club  
Tyler LaPoint, Assistant Director - Aztec Club  
Sarah Riley, Development Coordinator  
Cassidy Barman, Special Events Coordinator  
Steve Fisher, Special Consultant

### Equipment Services - (619) 594-4951

Angie Garza, Director of Equipment Services  
Sonny Sanfilippo, Assistant Director of Equipment Services  
Samantha Sneddon, Equipment Attendant  
Jonathan Bennett, Equipment Attendant

### Facilities & Operations - (619) 594-4191

Dave Noll, Assistant Athletic Director of Operations -  
Event Management  
Lesley Fong, Assistant Athletic Director of Operations -  
Special Events and Projects  
Louis Schenk, Assistant Director - Facilities and Operations  
Melissa Boscarino, Facilities and Operations Coordinator  
Toriana Johnson, Facilities and Operations Assistant

### Marketing & Corporate Sales - (619) 594-4549

Lisa Pearson, Associate Athletic Director -  
Marketing and New Media  
Todd Greenbaum, Assistant Athletic Director - Marketing,  
Sales and Fulfillment

### Media Relations - (619) 594-5547

Mike May, Senior Associate Athletic Director -  
Communications & Media Relations  
Jamie McConeghy, Assistant Athletic Director -  
Media Relations  
Ben Pearson, Assistant Media Relations Director  
Jim Solien, Assistant Media Relations Director  
Richard Stern, Assistant Media Relations Director  
Maddie Heaps, Media Relations Coordinator  
Jason Bott, Coordinator of Multimedia Productions

### Sports Medicine - (619) 594-5551

Patrick Spieldenner, Associate Athletic Director -  
Sports Medicine/Head Athletic Trainer  
Jacob Callahan, Associate Athletic Trainer  
Sergio Ibarra, Associate Athletic Trainer  
Queenie Soriano, Associate Athletic Trainer  
Josh Nutsch, Assistant Athletic Trainer  
Domanique Peretti, Assistant Athletic Trainer  
Bronson Santillan, Assistant Athletic Trainer  
Ivan Villaneda, Assistant Athletic Trainer  
Jake Saavedra, Assistant Athletic Trainer  
Nick Pippin, Assistant Athletic Trainer  
Alex Twombly, Assistant Athletic Trainer/Health Educator  
Lauren Block, Assistant Athletic Trainer  
Deborah Callahan, Assistant Athletic Trainer/  
Clinical & Student-Athlete Insurance Coordinator  
Jessica Che, Assistant Athletic Trainer  
Beatriz Cruz, Athletics Licensed Vocational Nurse

### Strength & Conditioning - (619) 594-4273

Adam Hall, Assistant Athletic Director -  
Strength & Conditioning  
Eddie Padilla, Assistant Director - Strength & Conditioning  
Derrick Baker, Assistant Strength & Conditioning Coach  
Orin Catrett, Assistant Strength & Conditioning Coach  
James Chassin, Assistant Strength & Conditioning Coach  
Justin Landry, Assistant Strength & Conditioning Coach  
Michael Young, Assistant Strength & Conditioning Coach

### Ticket Office - (619) 594-7892

Bobbie Walker, Associate Athletic Director -  
Ticket Operations  
Steven Gilmore, Assistant Athletic Director -  
Ticket Operations  
Guillermo Sanchez-Aldana, Ticket Office Coordinator  
Adam Savoie, Ticket Operations  
Marissa Santoyo, Ticket Operations  
Nathan Biggs, Ticket Sales Manager

### Video Staff - (619) 594-7617

Brian Murphy, Video Coordinator  
Gregg Nassen, Video Assistant for Football

### Technology Services - (619) 594-4263

Scott Horvath, Assistant Athletic Director of  
Information Technology

## COACHING STAFFS

### Baseball - (619) 594-6889

Mark Martinez, Head Coach  
Shaun Cole, Assistant Coach/Pitching Coach  
Sergio Brown, Assistant Coach/Recruiting Coordinator

### Men's Basketball - (619) 594-6249

Brian Dutcher, Head Coach  
David Velasquez, Assistant Coach  
Chris Acker, Assistant Coach  
JayDee Luster, Assistant Coach  
Mark Fisher, Assistant to the Head Coach  
Matt Soria, Assistant AD/Director of Basketball Operations  
JD Pollock, Director of Player Development

### Women's Basketball - (619) 594-4095

Stacie Terry-Hutson, Head Coach  
Jason Glover, Assistant Coach  
Kellie Lewis, Assistant Coach  
Jon Silver, Assistant AD/Director of Basketball Operations  
Jordan Mottershaw, Administrative Assistant

### Women's Track & Cross Country - (619) 594-5514

Shelia Burrell, Head Coach  
Alrick Munroe, Assistant Coach  
Jesse Chapman, Assistant Coach/Director of Operations

### Football - (619) 594-6769

Brady Hoke, Head Coach  
Jeff Horton, Associate Head Coach

Hunkie Cooper, Assistant Coach  
Doug Deakin, Assistant Coach  
Sava'i Eselu, Assistant Coach  
Mike Goff, Assistant Coach  
Kyle Hoke, Assistant Coach  
Jeff Hecklinski, Assistant Coach  
Kurt Mattix, Assistant Coach  
Jordan Thomas, Assistant Coach  
Demetrius Sumler, Assistant Coach  
Ruben Pena, Director of Operations  
Gary Bernardi, Offensive Analyst  
Kevin Wolthausen, Defensive Analyst  
Taylor Long, Football Office Coordinator  
Matt Razzano, Football Recruiting Analyst  
Craig Smith, Football Operations Specialist

### Men's Golf - (619) 594-4334

Ryan Donovan, Head Coach  
Evan Emerick, Director of Golf Operations

### Women's Golf - (619) 594-7665

Lauren Dobashi, Head Coach

### Women's Lacrosse - (619) 594-6548

Kylee White, Head Coach  
Brandi Padilla, Associate Head Coach  
Taylor Gait, Assistant Coach

### Men's Soccer - (619) 594-0136

Ryan Hopkins, Head Coach  
Carlos Aguilar, Assistant Coach  
Bryce Cregan, Assistant Coach

### Women's Soccer - (619) 594-3749

Mike Friesen, Head Coach  
Chassion Griggs, Assistant Coach  
Cole Schmit, Assistant Coach

### Softball - (619) 594-1952

Stacey Nuvevan Deniz, Head Coach  
Mia Longfellow, Assistant Coach  
Victoria Hayward, Assistant Coach

### Women's Swimming & Diving - (619) 594-5883

Mike Shrader, Head Coach  
Stephen Alnutt, Associate Head Coach  
Roland McDonald, Diving Coach

### Men's Tennis - (619) 594-5084

Gene Carswell, Head Coach  
Jeff Thomsen, Associate Head Coach

### Women's Tennis - (619) 594-6505

Peter Mattera, Head Coach  
Nicolas Vinel, Associate Head Coach

### Women's Volleyball - (619) 594-5064

Brent Hilliard, Head Coach  
Melanie Greene, Assistant Coach/Recruiting Coordinator  
Steve Timmons, Assistant Coach  
Kara Barkdoll, Operations Assistant

### Women's Water Polo - (619) 594-0649

Carin Crawford, Head Coach  
Dana Ochsner, Assistant Coach

### Band - (619) 594-1600

Bryan Ransom, Band Director

### Cheerleading - (619) 594-4549

Jennifer Long, Head Coach



# Aztec Hall of Fame



10 BOWL GAME APPEARANCES SINCE 2021 ▶ 21 CONFERENCE CHAMPIONSHIPS

## AZTEC HALL OF FAME INDUCTEES

### 1988

- Laurel Brassey - W. Volleyball (1974, 1981)
- Willie Buchanon - Football (1970-71)
- John Butler - Football (1933-35)
- Don Coryell - Football Coach (1961-72)-
- Fred Dryer - Football (1967-68)
- Gary Garrison - Football (1964-65)
- Gene Littler - M. Golf (1949-52)
- Haven Moses - Football (1966-67)
- Graig Nettles - Baseball (1964-65); M. Basketball (1964-65)
- C.E. Peterson - Football Coach (1921-29); M. Bball Coach (1921-26); T&F Coach (1922-46)
- Milton Phelps - M. Basketball (1939-41)
- Art Preston - Football (1949-51); Baseball (1950-52)
- Arnie Robinson - M. Track & Field (1970-71)
- Dennis Shaw - Football (1968-69)
- Brian Sipe - Football (1969-71)
- Willie Steele - M. Track & Field (1947-48); M. Basketball (1947); Baseball (1949)

### 1989

- Kevin Crow - Soccer (1979-82)
- Morris Gross - Football, Baseball, M. Basketball Coach (1929-42)
- Tony Gwynn - Baseball (1979-81); M. Basketball (1978-81)
- Don Horn - Football (1965-66)
- Jack Rand - M. Track & Field (1934-35); Football (1932-34)

### 1990

- Tim Delaney - Football (1968-70)
- Art Linkletter - M. Basketball (1932-34); M. Swimming (1932-34)
- Judy Porter - W. Basketball (1980-83)
- Tom Reynolds - Football (1969-71)

### 1991

- Steve Copp - M. Basketball (1973-76)
- Chuck Courtney - M. Golf (1960-61)
- Tom Dahms - Football (1947-49)
- Monte Jackson - Football (1973-74)
- Angela Rock - W. Volleyball (1981-84)

### 1992 FAME

- Barbara Barrow - W. Golf (1974-77)
- Bud Black - Baseball (1978-79)
- Deby LaPlante - W. Track & Field (1979-80)
- Tony Pinkins - M. Basketball (1955-57)
- Bob Smith - M. Track & Field (1949-50)
- Charlie Smith - Baseball Coach (1934-64)

### 1993

- Tom Ables - Honorary
- Michael Cage - M. Basketball (1981-84)
- Vidal Fernandez - M. Soccer (1977-79)
- Ann Lebedeff - W. Tennis (1972-74)
- Tom Nettles - Football (1966-68)
- LaTanya Sheffield - W. Track & Field (1983-86)

### 1994

- Patricia Mang - Softball (1987-88)
- Chris Marlowe - M. Volleyball (1972-73); M. Basketball (1970-73)
- Bill Schutte - Football Coach (1947-55)
- Nate Wright - Football (1967-68)
- George Ziegenfuss - M. Basketball Coach (1948-69)

### 1995

- Marcelo Balboa - M. Soccer (1988-89)
- Bob Brady - M. Basketball (1952-54)
- Claudie Minor - Football (1972-73)
- Micki Schillig - W. Tennis (1980-83)
- Frank Scott - M. Golf Coach (1948-83)

### 1996

- Paul Mott - Football, M. Basketball, M. Track & Field (1925-28)
- Ramona Pagel - W. Track & Field (1983-84)
- Todd Santos - Football (1984-87)
- Eric Wynalda - M. Soccer (1987-89)

### 1997

- Vicki Cantrell - W. Volleyball (1980-83)
- Kenny Hale - M. Basketball (1941, 1946-47)
- Joel Kramer - M. Basketball (1974, 1976-78)
- Duncan McFarland - M. Volleyball (1973)

### 1998

- Marshall Faulk - Football (1991-93)
- Chris Gwynn - Baseball (1983-85)
- Mary Holland - W. Volleyball (1979-82)
- Dick Mitchell - M. Basketball (1940-42)
- Chana Perry - W. Basketball (1988-89)

### 1999

- Lennie Clements - M. Golf (1976-79)
- Laura DeSnoo - W. Track & Field (1983-86)
- Harry Hodgetts - M. Basketball (1937-41)
- Carol Plunkett - W. Tennis Coach (1976-94)
- Wendy Wheat - W. Volleyball (1977-80)

### 2002

- 1940-41 M. Basketball Team
- 1987 M. Soccer Team
- Joe Gibbs - Football (1961-63); Football Coach (1965-66)
- Norm Nygaard - Football (1952-54)
- Falisha Wright - W. Basketball (1992-95)

### 2003

- 1973 M. Volleyball National Champions
- Marla Runyan - W. Track & Field (1988-91)
- Al Skalecky - M. Basketball (1966-68)
- Nicole Storto - W. Tennis (1990-93)

### 2004

- Mike Douglass - Football (1976-77)
- Rod Dowhower - Football (1963-64)
- Claude Gilbert - Football Coach (1967-80, 1995-99)
- Travis Lee - Baseball (1994-96)
- Carrie McLaughlin Stathas - W. Track & Field (1981-83)
- Ron Reina - Broadcaster (1969-86)

### 2005

- 1987 M. Rugby National Champions
- Henry Allison - Football (1969-70)
- Kern Carson - Football (1961-63)
- Bernie Finlay - Basketball (1958-60)
- Lynn Kanuka - W. Cross Country/Track & Field (1980-82)

### 2006

- Bob Breitbard - Football (1938-40); Football Coach (1945)
- Kim Goetz - M. Basketball (1978-79)
- Cynthia MacGregor - W. Tennis (1983-86)
- Neal Petties - Football (1961-63)
- Craig Scoggins - Football (1965-66)

### 2007

- Bob Cluck - Baseball (1966-67)
- Mike Dodd - M. Basketball (1975-79); M. Volleyball (1978-80)
- John Duich - Football (1935, 1937-38)
- Steve Duich - Football (1966-67)
- Jay Gutowski - Football (1953-56)
- Bobby Meacham - Baseball (1979-81)
- Rachel Scott-Ruano - Water Polo (1995-98)

### 2008

- Isaac Curtis - Football (1972)
- John Farris - Football (1962-64)
- Kieishsha Gaines - W. Basketball (1991-92)
- Mark Grace - Baseball (1985)
- Bobby Howard - Football (1965-66)

### 2009

- 1966 Wire Service College Division Football National Champions
- Toni Himmer - W. Volleyball (1980-83)
- Oliver Maiberger - M. Tennis (2000-03)
- Mario Mendez - Football (1961-63)
- Jeff Staggs - Football (1965-66)
- Ralph Wenzel - Football (1964-65)



# Aztec Hall of Fame



10 BOWL GAME APPEARANCES SINCE 2010 ▶ 21 CONFERENCE CHAMPIONSHIPS

## 2010

- Tonette Dyer - W. Track & Field (2002-05)
- Kabeer Gbaja-Biamila - Football (1996-99)
- La'Roi Glover - Football (1992-95)
- Doug Harvey - Baseball (1955-56)
- John Hyden - M. Volleyball (1992-95)
- Fred Miller - Director of Athletics (1985-95)

## 2011

- 1958 NAIA Baseball National Champions
- Dick Barnes - M. Basketball (1946, 1948-50)
- Sandra Durazo - Softball (1998-2001)
- Kyle Turley - Football (1994-97)
- Quentin Wheeler - W. Track & Field (1975-76)

## 2012

- Dr. O. Kenneth Karr, Director of Athletics (1969-78)
- Randy Holcomb - M. Basketball (2001-02)
- Mike Malano - Football (1996-99)
- Liane Sato - W. Volleyball (1985-86)
- J.R. Tolver - Football (1999-2002)

## 2013

- Brandon Heath - M. Basketball (2003-07)
- Mark Reynolds - Sailing (1975-79)
- Charles "Choc" Sportsman - M. Track and Field Coach (1947-66)
- Michelle Suman - W. Basketball (1991-95)
- Don Warren - Football (1976-79)

## 2014

- Shayla Balentine - W. Track & Field (2002-05)
- Pete Inge - Football (1976-79)
- Kirk Morrison - Football (2001-04)
- Stephen Strasburg - Baseball (2007-09)
- Kyle Whittemore - M. Soccer (1984, 86-88)

## 2015

- Billy Blanton - Football (1994-96)
- Larry Godfrey - M. Track & Field (1965)
- Ed Imo - Football (1976-77)
- Karoline Koehler - W. Track & Field (2007-10)
- Anthony Watson - M. Basketball (1983-86)

## 2016

- Kawhi Leonard - M. Basketball (2010-11)
- Miesha McKelvey-Jones - W. Track & Field (1997-99)
- Leon Parma - Football (1948-50) - Lifetime Achievement
- Noel Prefontaine - Football (1995-96)
- Steve Williams - M. Track & Field (1974)

## 2017

- Whitney Ashley - W. Track & Field (2011-12)
- Steve Fisher - M. Basketball (1999-2017) - Head Coach
- D.J. Gay - M. Basketball (2008-11)
- Craig Penrose - Football (1974-75)
- Whip Walton - Football (1974-77)

## 2018


- Ernie Anderson - Staff Photographer (1968-2020) - Lifetime Achievement
- Jamaal Franklin - M. Basketball (2011-13)
- Holly Hartzell - W. Water Polo (2001-04)
- Lon Hinkle - M. Golf (1970-72)
- Travis Hitt - Football (1973-76)
- Larry Ned - Football (1998-2001)

## 2019


- Jim Dietz - Baseball Coach (1972-2002)
- Tally Hall - M. Soccer (2003-06)
- Jené Morris - W. Basketball (2008-10)
- Xavier Thames - M. Basketball (2011-14)
- Shanika Thomas - W. Track & Field (2011-14)




1998  
Marshall Faulk




1989  
Tony Gwynn




2003  
Marla Runyan



2016  
Kawhi Leonard



2010  
Kabeer Gbaja-Biamila



1995  
Micki Schillig



# The Mountain West



10 BOWL GAME APPEARANCES SINCE 2010 ▶ 21 CONFERENCE CHAMPIONSHIPS



**Mountain West**  
10807 New Allegiance Drive  
Suite 250  
Colorado Springs, CO 80921

Phone: (719) 488-4040  
Fax: (719) 487-7240

## This is the Mountain West

From its inception in 1999, the Mountain West has been committed to excellence in intercollegiate athletics, while promoting the academic missions of its member institutions. Progressive in its approach, the MW continues to cultivate opportunities for student-athletes to compete at the highest level while fostering academic achievement and sportsmanship. Now in its 22nd year, the MW has been assertive in its involvement with the NCAA governance structure and has taken a leadership role in the overall administration of intercollegiate athletics.

The Mountain West has marked several achievements during its first 22 years, most notably becoming the first to establish a sports television network dedicated solely to an intercollegiate athletic conference (The Mtn.). The Mountain West also was the first to experiment with the coaches' challenge in the college football instant replay system, and was the first non-automatic-qualifying BCS conference to participate in four BCS bowl games, winning three. In the inaugural year of the new College Football Playoff system, Boise State earned the automatic slot into a New Year's Six bowl game as the highest-ranked champion from the Group of Five 5 conferences. The Broncos defeated then 10th-ranked Arizona 38-30 in the VIZIO Fiesta Bowl. In 2011-12, the Mountain West was among the first conferences to implement a league-wide state-of-the-art basketball instant replay system.

Changes in the NCAA governance structure set the table for another Conference first, when two members of the MW Student-Athlete Advisory Committee (SAAC) were included in the June 2014 meeting of the Mountain West Board of Directors. New Mexico track and field athlete Kendall Spencer, the national chair of the 2014-15 NCAA Division I Student-Athlete Advisory Committee, and Air Force Academy volleyball player Emma Dridge joined the BOD members in this historic meeting to advance the discussion on student-athlete involvement in the NCAA and MW governance structure. For the last six academic years, MW student-athletes have participated in monthly membership calls and have joined MW administrators in the annual Joint Council Spring Meetings in Arizona.

The Mountain West is well-represented within the new NCAA governance structure, including individuals who were appointed to serve on committees tasked with managing the day-to-day business of Division I athletics. Kendall Spencer, the former chair of the DI Student-Athlete Advisory Committee and UNM track & field athlete, was the first student-athlete in the history of the organization to serve on the Division I Board.

Additionally, the Mountain West was the only conference to have the same member institution with No. 1 overall picks in both the NFL and NBA drafts in the same year (Utah's Alex Smith and Andrew Bogut, respectively in 2005). With UNLV's Anthony Bennett claiming the No. 1 pick in the 2013 NBA Draft, the Mountain West is one of three conferences to have multiple No. 1 NBA draft selections since 2000. Also, with San Diego State's Stephen Strasburg earning the No. 1 pick in the 2009 MLB Draft, the

Mountain West is one of three conferences to have the No. 1 selection in each of the NFL, NBA and MLB drafts since the MW was founded in 1999.

The Mountain West is noted for its geographic diversity. Some of the most beautiful terrain and landscapes in the nation can be found within Mountain West boundaries, including the majestic Rocky Mountain range, which borders five MW institutions (Air Force, Boise State, Colorado State, New Mexico and Utah State). The high plains of Wyoming (elevation 7,220 feet – the highest Division I campus in the nation) contrast with the desert cities of Las Vegas and Reno, home to UNLV and Nevada, respectively, while Fresno State, San Diego State and San José State add a West coast influence with their locations in Central, Southern and Northern California. The inclusion of the Hawai'i football program extends the Mountain West footprint to the beautiful islands in the Pacific Ocean, while the addition of the women's soccer program at Colorado College gives the MW an additional presence in the Rocky Mountains.

## History

The Mountain West was conceived on May 26, 1998, when the presidents of eight institutions — Air Force, BYU, Colorado State, New Mexico, San Diego State, UNLV, Utah and Wyoming — decided to form a new NCAA Division I-A intercollegiate athletic conference. The split from a former 16-team conference re-established continuity and stability among the membership within the new league and signaled the continuation of its tradition-rich, long-standing athletic rivalries. Three of the MW's eight original members have been conference rivals since the 1960s (New Mexico, Wyoming and Colorado State), while San Diego State (1978) and Air Force (1980) were longtime members as well. UNLV and TCU entered the fold in 1996 and the Rebels continued as one of the original eight institutions that formed the MW in 1999. TCU re-joined the group with its first year of competition in the Mountain West in 2005-06. With conference realignment sweeping the nation in recent years, the MW has been proactive in addressing membership changes. Boise State joined the Mountain West in 2011-12, followed by Fresno State and Nevada on July 1, 2012. Also on July 1, 2012, Hawai'i became a football-only member of the Conference. On July 1, 2013, the Mountain West further expanded when San José State and Utah State joined the Conference, bringing to 11 the number of full-time member institutions and 12 football-playing members. On July 1, 2014, the Colorado College women's soccer program became the first non-football affiliate member of the Mountain West, expanding that sport to 12 Conference participants.

Entering the 2021 season, the MW has nine postseason opportunities, including a spot in a New Year's Six Bowl (highest ranked non-autonomous 5 champion), six primary bowl positions with the Jimmy Kimmel Los Angeles Bowl, Arizona Bowl, Famous Idaho Potato Bowl, New Mexico Bowl, SoFi Hawai'i Bowl and an ESPN Events-operated bowl, likely to be held in the Dallas-Fort Worth Metroplex - and two secondary positions.

An innovator in the postseason bowl structure, the MW engineered many "firsts," as league teams have participated in six inaugural bowl games (2000 Silicon Valley, 2001 New Orleans, 2002 San Francisco (Emerald), 2005 Poinsettia, 2006 New Mexico, 2015 Arizona), as well as placing the first non-automatic-qualifying FBS team into a BCS bowl game with Utah's berth in the 2005 Fiesta Bowl and into the College Football Playoff (CFP) with Boise State's appearance in the 2014 Fiesta Bowl.

## 2020-21 Review

From the gridiron to the diamond, Mountain West teams enjoyed a strong year in 2020-21. In football, the eighth annual MW Football Championship Game took place on December 19, 2020, at Sam Boyd Stadium in Las Vegas. San José State faced Boise State with the Spartans claiming their first Conference title, 34-20.

The Mountain West sent three teams into postseason bowl games. The league has earned 106 bowl bids since 1999 and holds a 58-47 (.549) all-time record (2018 First Responder Bowl between Boise State and Boston College was canceled due to weather). The 2019 bowl season marked the 12th consecutive year the MW sent at least five teams to bowls and the 16th time overall since the league's inception. The seven bowl participants marked the most since 2016 and tied for second-most all-time (eight in 2015).

San Diego State captured the Mountain West men's basketball regular-season title for the second-consecutive year and won the Conference tournament championship. The Aztecs, along with Utah State, earned bids to the NCAA tournament, marking the third time in the last four seasons that the MW has earned multiple bids. Boise State and Colorado State appeared in the NIT.

In women's basketball, New Mexico won its first outright Mountain West regular-season title with an 11-3 Conference record. Wyoming won its first Conference tournament title, defeating Fresno State to earn the program's second bid to the NCAA tournament.

In women's volleyball, UNLV won its first Mountain West title made its third trip to the NCAA Tournament. The Rebels concluded the season with an NCAA tournament loss in the second round against No. 2 Kentucky after posting a 13-1 record, including 12-0 in MW play.

In women's soccer, with a 10-1 Conference record on the season, UNM was crowned the MW regular-season champions and earned the Conference's automatic bid to the NCAA championship. The Lobos made their third NCAA tournament appearance and first since 2011. UNM advanced to second round of the 2020 NCAA tournament after edging Navy in penalty kicks.

In cross country, the New Mexico women's program won its 13th-straight MW title, while the Air Force men's program earned its third Conference title. Air Force senior Mahala Norris crossed the finish line first in the women's race with a time of 19:57.7, becoming the first Air Force women's runner to claim a MW cross country individual title. On the men's side, Caleb Garnica became the second-straight Aggie to claim the MW individual title after clocking a time of 23:38.4. Five Mountain West squads and three individuals qualified for the NCAA Cross Country Championships in 2020.

In women's swimming and diving, UNLV won its second Mountain West title edging out Nevada by one-tenth of a second in the final event of the championship. Five MW student-athletes participated in the NCAA Championship including an 11th place finish for San Diego State's Klara Thormalm in the 100-breast-stroke and a 13th-place finish for Wyoming diver Melissa Mirafuentes in the platform dive.

New Mexico men's tennis won its league-leading eight Mountain West title, earning the Conference's automatic berth into the NCAA tournament. On the women's side, San José State won its second Conference title and first since 2017.

The New Mexico men's golf team captured its eighth Moun-



**Craig Thompson**  
Commissioner



**Bret Gilliland**  
Deputy  
Commissioner



**Jamie Hixson**  
Associate  
Commissioner



**Brian Tripp**  
Associate  
Commissioner  
Broadcast Production



**Javan Hedlund**  
Assoc. Commissioner  
External Communication  
Strategy



**Stuart Buchanan**  
Director of  
Strategic  
Communications



**Theresa Kurtz**  
Assoc. Director of  
Strategic  
Communications



**Justin Packard**  
Manager  
Digital and  
Social Media



# The Mountain West



10 BOWL GAME APPEARANCES SINCE 2010 ▶ 21 CONFERENCE CHAMPIONSHIPS

tain West championship as the league sent four teams and three individuals to the NCAA regionals. It was the 21st consecutive season the MW sent at least three teams to NCAA regionals. Nationally ranked San Diego State advanced through the Kingston Springs Regional and advanced to the NCAA Men's Golf Championship.

On the women's side, New Mexico captured its league-record ninth MW title, and the league was represented by three teams and two individuals in the NCAA regionals. San José State sophomore Kajsa Arnefjall earned WGCA All-America honors to conclude the season.

Fresno State earned the Mountain West's automatic bid to the NCAA Softball Championship after claiming the regular-season title with a 20-4 record in Conference action. This marked the Bulldogs first NCAA tournament appearance since 2017 and 34th in program history.

The 2021 outdoor track & field season was highlighted by Air Force's Mahala Norris capturing the NCAA title in the 3,000-meter steeplechase, becoming the fifth-straight MW student-athlete to win the title. The Mountain West saw 20 entries qualify for the NCAA championships with nine earning first-team All-America honors. Colorado State claimed its second-straight MW men's outdoor track & field title, while San Diego State won its sixth Conference championship in program history on the women's side.

In baseball, Nevada earned the league's automatic bid after winning its third MW championship. The Wolf Pack made their first appearance in the NCAA Regionals since 2000.

## Opportunity

The Mountain West provides a first-class athletic and academic experience for more than 5,100 student-athletes each year. Over the past 21 years, 43 Mountain West student-athletes have earned NCAA Postgraduate Scholarships, and since the league's inception in 1999, an additional 43 student-athletes have been named MW Scholar-Athlete of the Year and awarded league-sponsored postgraduate scholarships. Four Mountain West stu-

dent-athletes have earned distinction as Rhodes Scholars (Jessica Mellinger, Wyoming, and Delavane Diaz, Brittany Morreale and Rebecca Esselstein, Air Force).

Conference student-athletes are also given a voice regarding pertinent issues within the MW and NCAA governance structure through representation on the Student-Athlete Advisory Committee (SAAC). The Mountain West SAAC is comprised of 24 members (22 student-athlete representatives, the MW representative to the Division I National SAAC and one faculty athletics representative). The committee reviews and reacts to legislation and to other topics referred by the Conference constituent groups or committees related to the student-athlete experience. Since the inclusion of two SAAC members at the June 2014 meeting of the MW Board of Directors, the Conference maintains its commitment to the participation of student-athletes in its governance structure, which is consistent with the Mountain West's focus on enhancing the student-athlete experience.

## Academic Consortium

From the outset, Mountain West member institutions have been committed to creating strong academic relationships, as well as athletic competition. To that end, the chief academic officers of each institution have explored academic exchange programs, library crossovers and shared research. In addition, the faculty athletics representatives routinely provide academic assistance and test-taking services for student-athletes visiting from fellow member institutions for competition.

## Achievement

The MW has produced 1,587 All-America selections among its 18 sponsored sports (men's swimming was discontinued as a Conference sport following the 2010-11 season) in the last 22 years, including a league-record 103 All-America honorees in 2016-17. A total of 208 MW student-athletes have also earned Academic All-America accolades in that span. The Mountain West has sent at least 25 teams to NCAA postseason events in each of the past 21 years, capturing five team national champi-

onships in women's cross country and producing 51 individual national champions in the sports of men's golf, men's cross country, women's diving, and men's and women's indoor track & field and outdoor track & field.

Mountain West members have participated in 106 bowl games under the league umbrella, including four appearances in BCS games and one CFP game. The MW has earned 86 post-season bids in men's basketball, with six Sweet 16 appearances, as well as three NIT Final Four berths. MW women's basketball has tallied 82 postseason slots, including 39 NCAA bids, five Sweet 16 appearances and one Elite Eight berth since 2000. Wyoming won the MW's first WNIT championship in 2007 with a win over Wisconsin. In women's volleyball, the MW has had 45 NCAA bids with nine Sweet 16 berths and one Elite Eight appearance. Women's soccer has earned 35 NCAA bids since 1999, with two Sweet 16 berths and one Elite Eight appearance. Mountain West men's golf has sent at least three teams to the NCAA Men's Golf Regionals in each of the 21 years the post-season was held (canceled in 2020 due to COVID-19 pandemic), while women's golf has had at least three teams participate in NCAA Regionals 16 of the last 21 years.

## Sportsmanship

Named a Sports Ethics Fellow by the Institute for International Sport in 1998, Commissioner Thompson has been a driving force for sportsmanship within intercollegiate athletics. As part of its continuing growth and development, the Mountain West implemented an extensive Sportsmanship Initiative, endorsed by both the MW Joint Council and MW Board of Directors. The program is made up of several elements, which are both practical and philosophical in nature. While the MW has significant penalties in place to deal with violations, the Sportsmanship Initiative is primarily promotional and educational in nature. The goal is to develop an environment that fosters appropriate behavior from all Conference constituencies.



The Aztecs celebrate after defeating Wyoming, 27-24, in the Mountain West Championship Game on Dec. 3, 2016, which marked the 21st conference championship in program history.



# Dignity Health Sports Park

10 BOWL GAME APPEARANCES SINCE 2010 ▶ 21 CONFERENCE CHAMPIONSHIPS



As the San Diego State football program awaits the completion of its new state-of-the-art stadium in Mission Valley, the Aztecs will play their home games for the 2020 and 2021 seasons at Dignity Health Sports Park in Carson, California.

Developed by Anschutz Entertainment Group (AEG) and managed by AEG Facilities, the privately financed Dignity Health Sports Park was constructed for \$150 million over a 125-acre site on the campus of California State University, Dominguez Hills (CSUDH).

Offering world-class competition and training facilities for amateur, Olympic, collegiate and professional athletes in the heart of Southern California, Dignity Health Sports Park is home to Major League Soccer's LA Galaxy, the five-time MLS Cup champions, as well as the United States Tennis Association's (USTA) High-Performance Training Center and the national team training headquarters for the U.S. Soccer Federation (USSF).

In addition, Dignity Health Sports Park has welcomed many professional football events over the past several years, including the NFL's Los Angeles Chargers, who called the facility home for three seasons from in 2017-19, while the XFL's Wildcats made their debut in the spring of 2020. The venue also played host to the NFLPA Collegiate Bowl from 2012-17.

Dignity Health Sports Park features a 27,000-seat stadium for football, soccer and other athletic competitions and outdoor concerts; an 8,000-seat tennis stadium; a 2,000-seat facility for track & field, and a 2,450-seat indoor velodrome – the VELO Sports Center – for track cycling.

Dignity Health Sports Park opened on June 1, 2003, with the inaugural Home Depot Track & Field Invitational and has showcased some of the best national and international competitions in the world. In the facility's first year of operation, it hosted the 2003 MLS All-Star Game, the 2003 MLS Cup game and the 2003 FIFA Women's World Cup championship match.

Since then, Dignity Health Sports Park has featured numerous major soccer tournaments and matches, including the qualifying for the prestigious Copa Libertadores - InterLiga, SuperLiga, CONCACAF Men's & Women's Gold Cup matches and the World Series of Football. The complex also welcomed the LA Women's Tennis Championships presented by Herbalife, a Tier II Sony Ericsson WTA Tour event, from 2004-09. The facility is also home to the nation's premier indoor velodrome and hosted the UCI Track Cycling World Cup Classics 2005-07, and, in 2005, hosted the World Championships

Dignity Health Sports Park's commitment to athletics and training also extends to the surrounding communities. Tennis courts, soccer training fields and a three-mile jogging trail with 12 fitness stations around the perimeter of the development is available to local residents, as well as other facilities and amenities. Through foundations established by AEG-operated entities such as the Galaxy, the Los Angeles Kings (NHL) and STAPLES Center, more than \$5 million has been pledged to community organizations in the last decade, including new donations targeting the local Carson community established by the ASCSC Community Foundation.

With the venue change, San Diego State football concluded its memorable 53-year run at SDCCU Stadium in 2019. In their final two home games at the facility, the Aztecs emerged victorious against long-time rivals Fresno State (17-7) and Brigham Young (13-3). Between 1967 and 2019, SDSU accumulated an overall record of 221-113-6 (.659) at the venue.

From 1936-66, the Aztecs played most of their home games in Aztec Bowl, a 13,000-seat stadium on campus,



where they compiled a record of 77-44-5 (.636), along with the 34,500-seat Balboa Stadium in downtown San Diego.

In 1966, a then-record crowd of 35,342 fans jammed Balboa Stadium to see SDSU meet North Dakota State. North Dakota State was the No. 1 small college team in the nation at the time, but the Aztecs won the game in a rout, 36-0. The victory served as a springboard for San Diego State's national small college championships in 1966, 1967 and 1968 and a move to Division I after the conclusion of the 1968 season.

From 1921-35, the Aztecs' home field alternated between Balboa Stadium (38-42-4) and Lane Field (12-12-4) with an occasional game played on the old Normal School campus at College Field (9-3-1). Two games were also played at Aztec Field, the old track and field stadium which was located north of the Conrad Prebys Student Union.

## Stadium Facts

- ▶ 27,000-seat capacity
- ▶ 41 luxury suites, 6 event suites, 14 terrace cabanas
- ▶ 1,332 club seats
- ▶ Natural grass field
- ▶ 5,100 square foot curved LED video display
- ▶ Second video display on south end
- ▶ LED field boards
- ▶ 988 linear feet of LED ribbon boards
- ▶ State-of-the-art high-efficiency LED sports lights


## Directions

*Dignity Health Sports Park is located at 18400 Avalon Boulevard, Carson, California 90746*

**From San Diego State University (without toll road),** Head west on I-8 from College Avenue for 3.4 miles, use the right three lanes to merge onto I-805 north toward Los Angeles. I-805 will merge into I-5. Continue on I-5 north for 62 miles, keep right at fork and merge onto I-405 north, follow signs for Long Beach. After 23 miles, keep left at fork to

main on I-405 north. Take exit 35 for Avalon Blvd North. Keep right at fork and merge onto S. Avalon Blvd. Pass by Starbucks on the right and destination will be on the right.

**From San Diego State University (using toll road),** Head west on I-8 from College Avenue for 3.4 miles, use the right three lanes to merge onto I-805 north toward Los Angeles. I-805 will merge into I-5. Continue on I-5 north for 53.5 miles, use right three lanes for exit 85A for highway 73 north, which is a toll road. After 17 miles, use the left three lanes to take exit 18A and merge onto I-405 north toward Long Beach. Continue on I-405 north, keeping in left three lanes after 13 miles. Take exit 35 for Avalon Blvd North. Keep right at fork and merge onto S. Avalon Blvd. Pass by Starbucks on the right and destination will be on the right.





# Aztec Stadium



10 BOWL GAME APPEARANCES SINCE 2010 ▶ 21 CONFERENCE CHAMPIONSHIPS

On July 14, 2021, San Diego State University and Clark Construction Group held a steel topping-out ceremony for Aztec Stadium, celebrating a major milestone in its construction.

With the final steel beam hoisted into place on the south-east scoreboard, the structural steel operations for the stadium are now finished, signifying the impressive and rapid progress taking place at SDSU Mission Valley.

In total, more than 2,500 steel beams were placed to support the stadium structure, including this last piece covered with invitees' signatures. The stadium is on schedule to open in fall 2022, when the Aztec football team will take on the University of Arizona Wildcats in the season home opener on Sept. 3, 2022.

"(This) construction milestone puts us one major step closer to realizing our vision for SDSU Mission Valley," said SDSU President Adela de la Torre. "We are just over a year away from welcoming San Diego to its new home for sports and entertainment."

The topping-out event concludes the first 11 months of construction on Aztec Stadium, an endeavor that continued according to plan despite an unprecedented year filled with unexpected challenges. The ceremony was an opportunity to acknowledge the Clark Construction team, the stadium design team at Gensler Sports, and the many subcontractors dedicated to successfully moving the project forward safely and without delay.

A builders' rite, a topping-out ceremony is typically held to honor the accomplishments of the craft workers, engineers, designers, and consultants involved, and is a symbolic measure of success celebrated with the installation of the final piece of the structure. In a Scandinavian tradition that is said to date back more than 1,300 years, a small pine tree also was lifted to the top of the structure with the final beam

as a temporary ceremonial touch.

Carlos Gonzalez, the Southern California division president at Clark Construction Group and SDSU alumnus, kicked off the event acknowledging the more than 2,500 craft workers who advanced the construction to this point and welcoming the next group who will deliver the new stadium.

"We celebrate topping-out of the facility because it's a construction tradition," Gonzalez said. "It represents a significant milestone because we go from that raw construction of foundations and structure, and we then go into the next phase of the finishing touches of putting on the materials that you will all see and feel and touch when you come and experience Aztec Stadium."

"There are many who have helped us reach this point in the construction process," said SDSU director of athletics John David Wicker. "I would like to acknowledge the work of our stadium designer, Gensler, and their consultant partners; our general contractor, Clark Construction, and the many subcontractors working on the job; JMI Legends; O'Connor Construction Management; and our own SDSU staff, who have worked diligently in the year that we've owned the property to arrive at today's topping-out ceremony."

"Aztec Stadium is a community asset, and it has been humbling to see not only Aztec alumni and supporters but also community members step up to support our effort," Wicker added.

While this ceremony marks an important accomplishment in the construction of Aztec Stadium, it is also momentous for the development of SDSU Mission Valley overall. Progress toward the completion of the new stadium signals work to come on construction of the River Park, followed by the Innovation District and residential buildings.

"This entire Mission Valley expansion of SDSU's campus, that's big, it's bold, it's exciting, it's the kind of stuff that the

eighth-largest city in the country should be doing," said San Diego Mayor Todd Gloria.

"This is what happens when an unstoppable coalition of San Diegans get together and relentlessly pursue a project that will move our city forward in many, many different ways," he said. "I am looking forward to coming back here next year when tens of thousands of San Diegans file into this beautiful new stadium for the first time to cheer on our incredible Aztecs."

David Malcolm made additional remarks on behalf of Aztec Stadium donor Mrs. Dianne Bashor, who was unable to attend the event in person, but has played an integral role in making Aztec Stadium's Bashor Field a reality through her generosity and ongoing support.

Upcoming milestones for the project include placing the precast concrete, which will shape the seating areas, and the buildout of the stadium's interior spaces, which will evolve into concession stands, club spaces, and suites. By this winter, the videoboard and first seat will be installed.



## SDSU Mission Valley By the Numbers

**166**

total acres in Mission Valley

**\$3.1 billion**

projected economic impact

**17,000**

jobs provided annually

**15,000**

estimated increase in student population

**1.6 million**

square feet of office technology and innovation space

**4,600**

neighborhood residences including affordable housing

**95,000**

square feet of retail including grocery store and restaurants

**400**

hotel rooms

**40,000**

square feet of conference space

**80**

acres of parks, recreation and open spaces including a River Park

**4**

miles of trails and pathways

**35,000**

capacity stadium



# Media Information



NINE STRAIGHT BOWL GAME APPEARANCES ► 21 CONFERENCE CHAMPIONSHIPS

AZTEC FOOTBALL MEDIA GUIDE

	<p><b>Mike May*</b> Senior Associate A.D. - Media Relations &amp; Communications Office: (619) 594-5547    Mobile: (619) 957-8372 mmay@sdsu.edu    Home: (619) 255-1413</p>
	<p><b>Jamie McConeghy*</b> Assistant Athletic Director - Media Relations Office: (619) 594-5547    Mobile: (607) 435-5577 jmcconeg@sdsu.edu</p>
	<p><b>Jim Solien</b> Assistant Media Relations Director Office: (619) 594-5547 jsolien@sdsu.edu</p>
	<p><b>Ben Pearson</b> Assistant Media Relations Director Office: (619) 594-5547 ben.pearson@sdsu.edu</p>
	<p><b>Richard Stern</b> Assistant Media Relations Director Office: (619) 594-5547 rstern@sdsu.edu</p>
	<p><b>Maddie Heaps</b> Media Relations Coordinator/Football Credentials Office: (619) 594-5547 mheaps@sdsu.edu</p>
	<p><b>Jason Bott</b> Coordinator of Multimedia Productions Office: (619) 594-2428 jbott@sdsu.edu</p>

\* - indicates primary football contacts.

## San Diego State Media Relations Office

Media Relations Main Line .....(619) 594-5547  
Media Relations Fax .....(619) 582-6541  
Overnight Address .....San Diego State University  
Department of Athletics  
Fowler Athletics Center, Suite 3014  
5302 55th Street  
San Diego, CA 92115

### GoAztecs.com

The official website of SDSU athletics, GoAztecs.com, is the place for official information on the 2020 San Diego State football team. Game notes, releases, statistics, schedules, press conferences and quotes are all available on the website.

### CollegePressBox.com

CollegePressBox.com is the official media website for Mountain West football. Access and download weekly game notes, statistics, media guides and more for the conference and each of its 12-member schools throughout the season.

Thank you for your interest in San Diego State. The Aztec media relations staff has produced the 2019 media guide to assist in your coverage of SDSU football. Please contact a member of the staff with any questions, concerns or requests.

## Credentials

All requests for press and photo credentials should be submitted to the media relations office on official letterhead at least three days in advance of the game. Requests should be directed to Mike May or Maddie Heaps and should be submitted by the sports editor or sports director of the media outlet.

Priority is given to daily newspapers, television stations and radio stations with sports programming.

If approved, media members can obtain their credentials at the media will call table located at Gate H, beginning two hours before kickoff.

Credentials will be issued to working media only. Family and friends are not allowed in the press area.

## SINGLE-GAME CREDENTIALS

The San Diego State media relations office will distribute media credentials on a single-game basis only during the 2020 season.

Requests should be made for single-game credentials at least three days prior to the game. Any organization that requests a single-game credential and does not use it, may not be granted another pass for the remainder of the season. No credentials will be granted after Thursday of game week.

## SDCCU Stadium

SDCCU Stadium is the home of the SDSU Aztecs, as well as the site of the San Diego County Credit Union Holiday Bowl. The stadium is located off Interstate 8, just west of Interstate 15. Enter from the north off of Friars Road.

The media entrance and media will call are at Gate H. The open-air press box can be reached by taking Elevator 4 (elevator closest to the press gate) to stadium level 2A.

## GAME PARKING

Parking passes at SDCCU Stadium are limited and will be prioritized similar to the way credentials are issued. Media parking is in the G1 lot and game credentials can be used to access the lot. Visiting media parking should be requested through the opponent's media relations office.

## PRESS BOX SERVICES

Working media will be provided with pregame notes, a game program, flip card, quarterly, halftime and final statistics, including postgame notes and quotes. An in-house television system provides updates and replays during the game. Video and audio of Brady Hoke's postgame news conference will also be available. Postgame notes, quotes and final stats will also be available on GoAztecs.com following the game.

## PHOTOGRAPHERS

Only accredited photographers on assignment will be issued sideline credentials for Aztec home games — per NCAA guidelines. The NCAA also specifies that photo shooting must take place outside the restraining line that encircles the playing field and outside of the team areas (25-yard line to 25-yard line).

## TELEPHONES AND INTERNET

The media relations office will provide four charge-per-call phones in the visiting media's section of the press box for all home games. The phones are available on a first-come, first-serve basis. Media requiring special service are urged to order individual phone lines through Gary Brashear at SDCCU Stadium, (619) 281-1500. Those requiring their own phone instruments should make arrangements through their local AT&T representative. Phone lines for originating radio stations, as designated by the opposing athletic department, will be provided through the Mountain West co-op agreement.

Wireless Internet is available, free of charge, in the main area of the press box.

## POSTGAME POLICY

The Aztec locker room is closed. Head coach Brady Hoke and selected players will be available at a postgame news conference in the interview room located just down the hall from the Aztec locker room. Video and audio from that news conference will be available in the press box. There is no formal postgame format involving the visiting coaches or players.

No postgame interviews will take place on the field without the prior approval of the media relations office.

For postgame purposes, the Aztec and visiting team locker rooms, and the postgame interview room at SDCCU Stadium are located at the B2 level of the facility. That level can be reached via the press elevator and heading left.

## Interview Requests

For interviews with a member of the SDSU football staff, including head coach Brady Hoke, contact senior associate athletic director for media relations Mike May or assistant athletic director for media relations Jamie McConeghy at (619) 594-5547. For video or phone needs, please contact Mike May.

## LONG MEDIA OPPORTUNITIES

All other interviews with Long or any member of the football staff should be arranged through the media relations office.



## TUESDAY MEDIA LUNCHEONS

This fall, SDSU will once again play host to a Tuesday media luncheon with head coach Brady Hoke and requested players. The location will be the second floor of the Fowler Athletics Center.

Lunch is scheduled to begin at noon, with coach Hoke addressing the media at 12:15 p.m., followed by student-athletes.

Player requests for the press conference should be made by noon on Monday.

The news conference is carried live on the Internet at GoAztecs.com. A transcript of the weekly media luncheon will be posted on GoAztecs.com. Contact the media relations office for additional details.

## FOWLER ATHLETICS CENTER

The Fowler Athletics Center is the home of SDSU athletics. The four-story facility is located at 5302 55th Street in San Diego, just west of Viejas Arena and adjacent to the football practice facility and Tony Gwynn Stadium. The football offices are located on the second floor and the media relations

office is on third floor in suite 3014. Usually, major news conferences take place in the first-floor auditorium. Most of Hoke's media gatherings will be on the second floor.

## CAMPUS PARKING

Media wishing to attend Aztec workouts during the week will need to obtain a special parking permit from the media relations office, located in suite 3014 of the Fowler Athletics Center. The permit is good for parking in Parking Structure 7, just south of the FAC at the corner of Montezuma Road and 55th Street.

## SDSU PRACTICES

San Diego State practices are typically closed. On a weekly basis, certain periods may be open to members of the media who cover San Diego State on a regular basis. Check with the media relations office for details.

Pending schedules, San Diego State players and coaches will be available either Monday or Tuesday.

## Weekly Release

The media relations office will once again e-mail its week-football releases this season. The release will be posted at GoAztecs.com in Adobe Acrobat format. To receive the weekly release via e-mail, please contact Mike May at mmay@sdsu.edu.

## CollegePressBox.com

CollegePressBox.com is the official media website for Mountain West football. Access and download weekly game notes, statistics, media guides and more for the conference and each of its 12-member schools throughout the season. The service also has special sections devoted to bowls, awards, national signing day. Login information will be distributed by the conference office to accredited media or you can apply for a password by sending an e-mail to password@collegepressbox.com.

### What they're saying about CollegePressBox.com ...

*"I couldn't think about covering college football without CollegePressBox.com. ... It's at the top of my personal bookmarks on every computer I own."* - Tim Griffin, 2010 President, Football Writers Association of America

*"A tremendous resource for anyone who covers or works in college football. ... Perfectly organized and updated. There's no need to dig through hundreds of websites. It's one site that covers it all."* - Mike Vest, Big Ten Network

*"The central point for all media to obtain game-week information for the Rose Bowl Game and the BCS National Championship. This one-stop shop for transcripts, audio and reference materials received nothing but positive comments from national media on the ease of navigation and the advanced services never before provided."* - Gina Chappin, Rose Bowl Game



## SDSU In-Season Weekly Schedule

A look at San Diego State's typical game week schedule. Please contact the media relations office if you have any questions.

SUN.	MON.	TUES.	WED.	THU.	FRI.	SAT.
<ul style="list-style-type: none"> <li>No practice (contact the SDSU media relations office for interview availability).</li> </ul>	<ul style="list-style-type: none"> <li>SDSU practices (contact the SDSU media relations office for interview availability).</li> <li>This is the best day to get interviews with student-athletes, coach Hoke members of the coaching staff. Please submit your requests no later than Sunday morning.</li> </ul>	<ul style="list-style-type: none"> <li>SDSU media luncheon beginning at noon, featuring coach Hoke and select players (contact the SDSU media relations office).</li> <li>This is the final day that SDSU student-athletes are available for interviews.</li> </ul>	<ul style="list-style-type: none"> <li>SDSU practices (contact the SDSU media relations office for interview availability).</li> <li>This is the final day that SDSU coaches are available for interviews.</li> </ul>	<ul style="list-style-type: none"> <li>No availability</li> </ul>	<ul style="list-style-type: none"> <li>No availability</li> </ul>	<ul style="list-style-type: none"> <li>Postgame availability only. The San Diego State locker room is closed at all times for both home and road games. For home games, all interviews will take place in the postgame interview room. For road games, the interviews will take place at a designated area adjacent to the locker room.</li> </ul>

# Radio and Television



10 STRAIGHT BOWL GAME APPEARANCES ▶ 21 CONFERENCE CHAMPIONSHIPS

## iHEART MEDIA SAN DIEGO

San Diego State University and FOX Sports College Properties announced a multi-year agreement with iHeartMedia San Diego to broadcast SDSU football and men's basketball games beginning with the 2017 football season.

Select iHeartMedia San Diego radio stations will be the flagship radio outlets for the San Diego State Aztecs' game broadcasts through the FOX Sports College Properties Network. Fans can listen to the game broadcasts locally on 101.5 KGB and XTRA 1360 AM in San Diego, on Fox Sports 1350 in Riverside, and nationwide on iHeartRadio, live streaming radio service.

In addition to the pre-, post- and in-game broadcasts, iHeartMedia San Diego will produce and air a weekly "Coaches Show" with head football coach Brady Hoke and men's basketball head coach Brian Dutcher. Select SDSU baseball and post-season women's basketball games will be heard on XTRA 1360 AM.



"We are very excited about partnering with iHeart Media San Diego for our radio rights," said SDSU Director of Athletics John David Wicker. "The success of not only our football program, which has won at least 10 games in the last three years and made its eighth straight bowl game appearance last season, our men's basketball program, which has won an unprecedented 11 Mountain West conference championships, but of all of our sports, which have combined to claim 41 team conference titles since the beginning of the 2012-13 season, is something in which the University and the entire San Diego community can take great pride. We look forward to working with iHeart to share the successes of our student-athletes for years to come."

iHeartMedia's Newsradio 600 KOGO, San Diego's News and Information Station, previously held the broadcast rights for SDSU Athletics from 2007 to 2013.

"We are thrilled to welcome back the San Diego State Aztecs to the iHeartMedia family," said Melissa Forrest, President of iHeartMedia's San Diego/Riverside Region. "The partnership is a natural fit, given our past broadcast history with SDSU, our unparalleled reach through our multiple platforms and the widely popular Sky Show association for the past 13 years. We can't wait for the season to start."

Listeners will get their chance to hear the first broadcast of the new football season on Saturday, Oct. 24, 2020, when SDSU squares off against UNLV at Dignity Health Sports Park in Carson, California.

## CBS SPORTS NETWORK / FOX / MOUNTAIN WEST NETWORK

On Jan. 9, 2020, CBS Sports reached a new, multi-year agreement with the Mountain West Conference. The six-year deal, which begins with the 2020-2021 season and runs through 2025-2026, extends CBS Sports' long-term relationship with the Mountain West.

CBS Sports Network will continue to serve as the primary television rights holder, airing the conference's best football and men's basketball games. The network also will televise an additional 10 games of each sport per year.

The CBS Television Network also will broadcast select football and men's basketball games throughout the agreement, including the MW men's Basketball Championship, which has aired on CBS since 2013.

In addition, the Mountain West inked a six-year media rights agreement with FOX Sports, marking the first-ever relationship between the network and the conference. Beginning in 2020-21 and running through 2025-26, FOX Sports will broadcast a robust selection of MW content.

FOX Sports will have exclusive rights to the Mountain West Football Championship game, which will be televised annually on the FOX family of networks. In addition, a full slate of MW football and men's basketball games will be carried each year across the various FOX Sports linear platforms.

### ABOUT CBS SPORTS NETWORK

CBS Sports Network, the 24-hour home of CBS Sports, televises more than 4,500 hours of live programming every year, including live college football, college basketball and more from conferences including the MW, AAC, Big East, C-USA, WCC, A-10, Army, Navy and the Patriot League. CBS Sports Network is the television home of the AutoNation Cure Bowl and the NOVA Home Loans Arizona Bowl, as well as the WNBA and Professional Bull Riding (PBR).



Throughout the year, the network also telecasts a full slate of original programming and studio coverage, such as NFL Monday QB featuring Trent Green, Rich Gannon and Steve Beuerlein, as well as We Need To Talk, the first-ever all-female sports show.

Additionally, CBSSN has become the extension of CBS Sports, sharing talent and graphics as well as providing support coverage of every major event that CBS produces, including SEC football, the NCAA Tournament, The Masters and PGA Championship.

### ABOUT FOX SPORTS

FOX Sports is the umbrella entity representing FOX Corporation's wide array of multi-platform US-based sports assets. Built with brands capable of reaching more than 100 million viewers in a single weekend, the business has ownership and interests in linear television networks, digital and mobile programming, broadband platforms, multiple web sites, joint-venture businesses and several licensing relationships. FOX Sports includes the sports television arm of the FOX Network; FS1, FS2, FOX Soccer Plus and FOX Deportes. FOX Sports' digital properties include FOXSports.com and the FOX Sports App, which provides live streaming video of FOX Sports content, instant scores, stats and alerts to iOS and Android devices.

### ABOUT MOUNTAIN WEST NETWORK

The Mountain West Network has been recognized for its technical achievement, having received three consecutive Emmy Awards (2014-16) from the Heartland Chapter of the National Academy of Television Arts and Sciences. Since its launch in October of 2012, the MWN has provided fans over 3,200 on-demand videos while also streaming over 6,100 events, including most Conference championships. Over 43



million unique viewers from more than 179 countries have tuned into MWN content since the network's debut in 2012.

The Mountain West Network has extended its reach on social media platforms as well. Through its partnership with Stadium, the Mountain West became the first league to broadcast a football game live on Twitter with the Aug. 30, 2016 contest between Weber State and Utah State. The Conference also became the first to broadcast a live basketball game on Twitter (Alaska-Fairbanks at Boise State on Nov. 6, 2016), as well as the first to have a bowl game streamed live on Twitter and Facebook (NOVA® Home Loans Arizona Bowl between Air Force and South Alabama on Dec. 30, 2016). Since its inception, the MWN has accumulated over 7.5 million views of its on-demand content on Facebook and Twitter alone.

Mountain West Network content is accessible by pointing any internet browser to TheMWN.com. In addition, the MWN can be watched from the official athletics website of each MW member institution, and fans can tune in from the league's official mobile application for iOS and Android devices. Visit the App Store or Google Play for details on the free application.

All Mountain West Network programming is also available on Stadium, a 24/7 live and on-demand sports network that delivers world-class content that you can access anytime, anywhere, with no cable subscription required. Campus Insiders, 120 Sports and Sinclair Broadcasting have combined forces to launch Stadium, the industry's only all-platform sports network complete with a live, daily national studio operation, an exclusive and unique collection of professional and collegiate rights, nearly 3,000 live games plus classic games and archives, and much more. For more information, visit WatchStadium.com.







## FOX SPORTS COLLEGE PROPERTIES

In 2017, the San Diego State Athletic Department signed a partnership agreement with FOX Sports to exclusively manage its multimedia rights and sponsorship sales. The rights managed by FOX Sports College Properties, a division of FOX-owned Home Team Sports, will include athletics-related radio, corporate hospitality, in-venue signage, social media integration, promotional activities, and intellectual property rights, as well as other mutually agreed upon inventory.

"We at SDSU Athletics are very excited to be associated with the FOX Sports brand and all that comes with partnering with a leader in collegiate athletics," SDSU Director of Athletics John David Wicker said. "San Diego State is a brand that is on the rise nationally and the relationship with FOX Sports is further proof of that. Being able to align our brand with not only FOX Sports, but schools like Auburn, USC, Georgetown and others that are part of the FOX Family, will only enhance San Diego State athletics."

"Partnering with FOX Sports allows SDSU to create synergies with FOX Sports San Diego and the FOX Sports headquarters in Los Angeles that haven't been available to us before. I'm excited by the new opportunities to grow our national brand by leveraging these new assets that FOX will bring to the table."

"San Diego State is a great addition to FOX Sports' elite portfolio of multimedia partnerships," Home Team Sports President Kyle Sherman said. "We look forward to broadening the San Diego State brand and continue its connection with the San Diego community, and acting on the shared vision of what we will build together."

FOX Sports also brings a unique academic component to the partnership through FOX Sports University, which collaborates with students to find solutions to real world marketing and business challenges, giving them valuable experience and a head start when entering the job market.

San Diego State is the latest addition to a select group of universities in FOX Sports' multimedia rights portfolio, including Auburn, Michigan State, Georgetown, USC, Villanova and the BIG EAST Conference.

### ABOUT FOX SPORTS COLLEGE PROPERTIES

FOX Sports College Properties, a division of FOX-owned Home Team Sports, is a full-service sales and marketing organization representing some of the biggest brands in college athletics, including Auburn, Georgetown, Michigan State, Southern California, Villanova, and the BIG EAST Conference. The mission of FOX Sports College Properties

is to create long-term strategic partnerships through customized, integrated marketing programs that deliver great value while addressing the needs and objectives of the athletic departments and corporate partners. Additionally, FOX Sports College Properties owns and operates the Continental Tire Las Vegas Invitational, where the Aztec men's basketball team will compete in November 2019.



COLLEGE PROPERTIES



# 2021 Opponents

10 BOWL GAME APPEARANCES SINCE 2010 ▶ 21 CONFERENCE CHAMPIONSHIPS



2021 OPPONENTS ◀ UNIVERSITY



## New Mexico State

Sept. 4 • Dignity Health Sports Park • Carson, Calif.

### GENERAL INFORMATION

**Location:** Las Cruces, N.M.  
**Enrollment:** 14,432  
**Nickname:** Aggies  
**Colors:** Crimson & White  
**Conference:** Independent  
**Stadium:** Aggie Memorial Stadium (30,343)  
**Playing Surface:** FieldTurf

### HEAD COACH

**Head Coach:** Doug Martin  
**Career Record:** 52-117 (15 years)  
**Record at NMSU:** 23-64 (Eight years)  
**Career Record vs. SDSU:** 0-2

### TEAM INFORMATION

**2020-21 Record:** 1-1  
**Lettermen Returning/Lost:** 44/29<sup>A</sup>  
**Starters Returning/Lost:** 5/17<sup>A</sup>

### MEDIA INFORMATION

**Football SID:** Andrew Stern  
**E-Mail:** astern@nmsu.edu  
**Office Phone:** (575) 646-4120  
**Press Box Phone:** (575) 646-2700  
**Website:** nmstatesports.com  
**Twitter:** @NMStateFootball

### 2021 SCHEDULE

A.28 UTEP  
 S.4 at San Diego State  
 S.11 at New Mexico  
 S.18 South Carolina State  
 S.25 Hawai'i  
 O.2 at San José State  
 O.9 at Nevada  
 O.23 at Hawai'i  
 N.6 Utah State  
 N.13 at Alabama  
 N.20 at Kentucky  
 N.27 UMass

### 2020-21 RESULTS

F.21 vs. Tarleton State+ L, 17-43  
 M.7 vs. Dixie State+ W, 36-29  
 + - at El Paso, Texas

<sup>A</sup> - Lettermen and starters returning/lost are from 2019 season



## Arizona

Sept. 11 • Arizona Stadium • Tucson, Ariz.

### GENERAL INFORMATION

**Location:** Tucson, Ariz.  
**Enrollment:** 46,932  
**Nickname:** Wildcats  
**Colors:** Cardinal & Navy  
**Conference:** Pacific 12  
**Stadium:** Arizona Stadium (50,800)  
**Playing Surface:** FieldTurf

### HEAD COACH

**Head Coach:** Jedd Fisch  
**Career Record:** 1-1 (Second year)  
**Record at Arizona:** 0-0 (First year)  
**Career Record vs. SDSU:** 0-0

### TEAM INFORMATION

**2020 Record:** 0-5 (0-5 Pac-12)  
**Lettermen Returning/Lost:** 45/15  
**Starters Returning/Lost:** 25/9

### MEDIA INFORMATION

**Football SID:** Adam Gonzales  
**E-Mail:** adamgonzales@arizona.edu  
**Office Phone:** (520) 621-1814  
**Press Box Phone:** (520) 621-9393  
**Website:** arizonawildcats.com  
**Twitter:** @ArizonaFB

### 2021 SCHEDULE

S.4 vs. Brigham Young<sup>A</sup>  
 S.11 San Diego State  
 S.18 Northern Arizona  
 S.25 at Oregon\*  
 O.9 UCLA\*  
 O.16 at Colorado\*  
 O.22 Washington\*  
 O.30 at USC\*  
 N.6 California\*  
 N.13 Utah\*  
 N.19 at Washington State\*  
 N.27 at Arizona State

<sup>A</sup> - at Las Vegas, Nev.

### 2020 RESULTS

N.14 USC\* L, 30-34  
 N.21 at Washington\* L, 27-44  
 N.28 at UCLA\* L, 10-27  
 D.5 Colorado\* L, 13-24  
 D.11 Arizona State\* L, 7-70



## Utah

Sept. 18 • Dignity Health Sports Park • Carson, Calif.

### GENERAL INFORMATION

**Location:** Salt Lake City, Utah  
**Enrollment:** 33,047  
**Nickname:** Utes  
**Colors:** Red & White  
**Conference:** Pacific 12  
**Stadium:** Rice-Eccles Stadium (51,444)  
**Playing Surface:** FieldTurf

### HEAD COACH

**Head Coach:** Kyle Whittingham  
**Career Record:** 134-66 (16 years)  
**Record at Utah:** Same  
**Career Record vs. SDSU:** 5-1

### TEAM INFORMATION

**2020 Record:** 3-2 (3-2 Pac-12)  
**Lettermen Returning/Lost:** 66/14  
**Starters Returning/Lost:** 20/5

### MEDIA INFORMATION

**Football SID:** Paul Kirk  
**E-Mail:** pkirk@huntsman.utah.edu  
**Office Phone:** (801) 581-3511  
**Press Box Phone:** (801) 581-4783/8210  
**Website:** utahutes.com  
**Twitter:** @Utah\_Football

### 2021 SCHEDULE

S.2 Weber State  
 S.11 at Brigham Young  
 S.18 UTEP  
 S.19 at San Diego State  
 S.25 Washington State\*  
 O.9 at USC\*  
 O.16 Arizona\*  
 O.23 at Oregon State\*  
 O.30 UCLA\*  
 N.5 at Stanford\*  
 N.13 at Arizona\*  
 N.20 Oregon\*  
 N.26 Colorado\*

### 2020 RESULTS

N.21 USC\* L, 17-33  
 N.28 at Washington\* L, 21-24  
 D.5 Oregon State\* W, 30-24  
 D.12 at Colorado\* W, 38-24  
 D.19 Washington State\* W, 45-28



## Towson

Sept. 25 • Dignity Health Sports Park • Carson, Calif.

### GENERAL INFORMATION

**Location:** Towson, Md.  
**Enrollment:** 22,923  
**Nickname:** Tigers  
**Colors:** Black & Gold  
**Conference:** Colonial Athletic Association  
**Stadium:** Johnny Unitas Stadium (11,198)  
**Playing Surface:** FieldTurf Revolution

### HEAD COACH

**Head Coach:** Rob Ambrose  
**Career Record:** 69-71 (12 years)  
**Record at Towson:** 66-64 (11 years)  
**Career Record vs. SDSU:** 0-0

### TEAM INFORMATION

**2020 Record:** Did not compete  
**Lettermen Returning/Lost:** 26/25<sup>A</sup>  
**Starters Returning/Lost:** 11/11<sup>A</sup>

### MEDIA INFORMATION

**Football SID:** Dave Vatz  
**E-Mail:** dvatz@towson.edu  
**Office Phone:** (410) 704-3102  
**Press Box Phone:** N/A  
**Website:** towson.tigers.com  
**Twitter:** @Towson\_FB

### 2021 SCHEDULE

S.4 at Morgan State  
 S.11 at New Hampshire\*  
 S.18 North Dakota State  
 S.25 at San Diego State  
 O.9 Stony Brook\*  
 O.16 Rhode Island\*  
 O.23 at William & Mary\*  
 O.30 Albany\*  
 N.6 at Richmond\*  
 N.13 Elon\*  
 N.20 at James Madison\*

### 2020 RESULTS

*Did not compete due to COVID-19 pandemic*  
<sup>A</sup> - Lettermen and starters returning/lost are from 2019 season

AZTEC FOOTBALL MEDIA GUIDE

# 2021 Opponents

10 BOWL GAME APPEARANCES SINCE 2010 ▶ 21 CONFERENCE CHAMPIONSHIPS



## New Mexico

Oct. 9 • Dignity Health Sports Park • Carson, Calif.

### GENERAL INFORMATION

**Location:** Albuquerque, N.M.  
**Enrollment:** 22,244  
**Nickname:** Lobos  
**Colors:** Cherry & Silver  
**Conference:** Mountain West  
**Stadium:** University Stadium (39,224)  
**Playing Surface:** FieldTurf

### HEAD COACH

**Head Coach:** Danny Gonzales  
**Career Record:** 2-5 (One year)  
**Record at UNM:** Same  
**Career Record vs. SDSU:** 0-0

### TEAM INFORMATION

**2020 Record:** 2-5 (2-5 MW)  
**Lettermen Returning/Lost:** 43/14  
**Starters Returning/Lost:** 17/8

### MEDIA INFORMATION

**Football SID:** Frank Mercogliano  
**E-Mail:** fmercog@unm.edu  
**Office Phone:** (505) 925-5520  
**Press Box Phone:** (505) 925-5805  
**Website:** golobos.com  
**Twitter:** @UNMLoboFB

### 2021 SCHEDULE

S.2 Houston Baptist  
 S.11 New Mexico State  
 S.18 at Texas A&M  
 S.25 at UTEP  
 O.2 Air Force\*  
 O.9 at San Diego State\*  
 O.16 Colorado State\*  
 O.23 at Wyoming\*  
 N.6 UNLV\*  
 N.13 at Fresno State\*  
 N.20 at Boise State\*  
 N.26 Utah State\*

### 2020 RESULTS

O.31 at San José State\* L, 21-38  
 N.7 at Hawaii\*\* L, 33-39  
 N.14 vs. Nevada\*\* L, 20-27  
 N.20 at Air Force\* L, 0-28  
 N.26 at Utah State\* L, 27-41  
 D.5 vs. Wyoming\*\* W, 17-16  
 D.12 vs. Fresno State\*\* W, 49-39

^ - Games relocated to Las Vegas, Nev., due to COVID-19 pandemic.



## San José State

Oct. 15 • CEFCU Stadium • San Jose, Calif.

### GENERAL INFORMATION

**Location:** San José, Calif.  
**Enrollment:** 33,282  
**Nickname:** Spartans  
**Colors:** Gold, White & Blue  
**Conference:** Mountain West  
**Stadium:** CEFCU Stadium (30,456)  
**Playing Surface:** FieldTurf

### HEAD COACH

**Head Coach:** Brent Brennan  
**Career Record:** 15-30 (Four years)  
**Record at SJSU:** Same  
**Career Record vs. SDSU:** 1-3

### TEAM INFORMATION

**2020 Record:** 7-1 (6-0 MW)  
**Lettermen Returning/Lost:** 62/10  
**Starters Returning/Lost:** 23/4

### MEDIA INFORMATION

**Football SID:** Lawrence Fan  
**E-Mail:** lawrence.fan@sjsu.edu  
**Office Phone:** (408) 924-1217  
**Press Box Phone:** (408) 924-1234  
**Website:** sjsuspartans.com  
**Twitter:** @SJSUSpartanFB

### 2021 SCHEDULE

A.28 Southern Utah  
 S.4 at USC  
 S.18 at Hawaii\*\*  
 S.25 at Western Michigan  
 O.2 New Mexico State  
 O.9 at Colorado State\*  
 O.15 San Diego State\*  
 O.21 at UNLV\*  
 O.30 Wyoming\*  
 N.6 at Nevada\*  
 N.13 Utah State\*  
 N.25 Fresno State\*

### 2020 RESULTS

O.24 Air Force\* W, 17-6  
 O.31 New Mexico\* W, 38-21  
 N.6 at San Diego State W, 28-17  
 N.14 UNLV\* W, 34-17  
 D.5 at Hawaii\*\* W, 35-24  
 D.11 Nevada\*\* W, 30-20  
 D.19 Boise State\*\* W, 34-20  
 D.31 Ball State+ L, 13-34

^ - Game relocated to Las Vegas, Nev., due to COVID-19 pandemic.

~ - MW Championship Game  
 + - Arizona Bowl



## Air Force

Oct. 23 • Falcon Stadium • USAF Academy, Colo.

### GENERAL INFORMATION

**Location:** USAF Academy, Colo.  
**Enrollment:** 4,300  
**Nickname:** Falcons  
**Colors:** Blue & Silver  
**Conference:** Mountain West  
**Stadium:** Falcon Stadium (46,692)  
**Playing Surface:** FieldTurf

### HEAD COACH

**Head Coach:** Troy Calhoun  
**Career Record:** 101-72 (14 years)  
**Record at Air Force:** Same  
**Career Record vs. SDSU:** 3-8

### TEAM INFORMATION

**2020 Record:** 3-3 (2-2 MW)  
**Lettermen Returning/Lost:** 42/26  
**Starters Returning/Lost:** 8/17

### MEDIA INFORMATION

**Football SID:** Troy Garnhart  
**E-Mail:** troy.garnhart@usafa.edu  
**Office Phone:** (719) 333-9263  
**Press Box Phone:** (719) 333-1100  
**Website:** goairforcefalcons.com  
**Twitter:** @AF\_Football

### 2021 SCHEDULE

S.4 Lafayette  
 S.11 at Navy  
 S.18 Utah State\*  
 S.25 Florida Atlantic  
 O.2 at New Mexico\*  
 O.9 Wyoming\*  
 O.16 at Boise State\*  
 O.23 San Diego State\*  
 N.6 vs. Army^  
 N.13 at Colorado State\*  
 N.19 at Nevada\*  
 N.26 UNLV\*

^ - at Arlington, Texas

### 2020 RESULTS

O.3 Navy W, 40-7  
 O.24 at San José State\* L, 6-17  
 O.31 Boise State\* L, 30-49  
 N.20 New Mexico\* W, 28-0  
 D.3 at Utah State\* W, 35-7  
 D.19 at Army L, 7-10



## Fresno State

Oct. 30 • Dignity Health Sports Park • Carson, Calif.

### GENERAL INFORMATION

**Location:** Fresno, Calif.  
**Enrollment:** 25,200  
**Nickname:** Bulldogs  
**Colors:** Red & Blue  
**Conference:** Mountain West  
**Stadium:** Bulldog Stadium (40,727)  
**Playing Surface:** AstroTurf

### HEAD COACH

**Head Coach:** Kalen DeBoer  
**Career Record:** 3-3 (One year)  
**Record at Fresno State:** Same  
**Career Record vs. SDSU:** 0-0

### TEAM INFORMATION

**2020 Record:** 3-3 (3-3 MW)  
**Lettermen Returning/Lost:** 53/12  
**Starters Returning/Lost:** 22/3

### MEDIA INFORMATION

**Football SID:** Savannah Stoeckle  
**E-Mail:** sstoeckle@csufresno.edu  
**Office Phone:** (559) 278-4645  
**Press Box Phone:** (559) 278-5951  
**Website:** gobulldogs.com  
**Twitter:** @FresnoStateFB

### 2021 SCHEDULE

A.28 Connecticut  
 S.4 at Oregon  
 S.11 Cal Poly  
 S.18 at UCLA  
 S.24 UNLV\*  
 O.2 at Hawaii\*\*  
 O.16 at Wyoming\*  
 O.23 Nevada\*  
 O.30 at San Diego State\*  
 N.6 Boise State\*  
 N.13 New Mexico\*  
 N.25 at San José State\*

### 2020 RESULTS

O.24 Hawaii\*\* L, 19-34  
 O.29 Colorado State\* W, 38-17  
 N.7 at UNLV\* W, 40-27  
 N.14 at Utah State\* W, 35-16  
 D.5 at Nevada\* L, 26-37  
 D.11 vs. New Mexico\*\* L, 39-49

^ - Game relocated to Las Vegas, Nev., due to COVID-19 pandemic.



# 2021 Opponents

10 BOWL GAME APPEARANCES SINCE 2010 ▶ 21 CONFERENCE CHAMPIONSHIPS



## Hawai'i

Nov. 6 • Clarence T.C. Ching Complex • Honolulu, Hawai'i

### GENERAL INFORMATION

**Location:** Honolulu, Hawaii  
**Enrollment:** 18,000  
**Nickname:** Rainbow Warriors  
**Colors:** Green, Black, White & Silver  
**Conference:** Mountain West  
**Stadium:** Clarence T.C. Ching Complex (9,000)  
**Playing Surface:** AstroTurf

### HEAD COACH

**Head Coach:** Todd Graham  
**Career Record:** 100-65 (12 years)  
**Record at Hawai'i:** 5-4 (One year)  
**Career Record vs. SDSU:** 0-2

### TEAM INFORMATION

**2020 Record:** 5-4 (4-4 MW)  
**Lettermen Returning/Lost:** 66/20  
**Starters Returning/Lost:** 21/4

### MEDIA INFORMATION

**Football SID:** Derek Inouchi  
**E-Mail:** inouchi@hawaii.edu  
**Office Phone:** (808) 956-4478  
**Press Box Phone:** (808) 486-1800  
**Website:** hawaiiathletics.com

### 2021 SCHEDULE

A.28 at UCLA  
 S.4 Portland State  
 S.11 at Oregon State  
 S.18 San José State\*  
 S.25 at New Mexico State  
 O.2 Fresno State\*  
 O.16 at Nevada\*  
 O.23 New Mexico State  
 O.30 at Utah State\*  
 N.6 San Diego State\*  
 N.13 at UNLV\*  
 N.20 Colorado State\*  
 N.27 at Wyoming\*

### 2020 RESULTS

O.24 at Fresno State\* W, 34-19  
 O.30 at Wyoming\* L, 7-31  
 N.7 New Mexico\* W, 39-33  
 N.14 at San Diego State\* L, 10-34  
 N.21 Boise State\* L, 32-40  
 N.28 Nevada\* W, 24-21  
 D.5 San José State\* L, 24-35  
 D.12 UNLV W, 38-21  
 D.24 vs. Houston^ W, 28-14  
 ^ - New Mexico Bowl



## Nevada

Nov. 13 • Dignity Health Sports Park • Carson, Calif.

### GENERAL INFORMATION

**Location:** Reno, Nev.  
**Enrollment:** 21,657  
**Nickname:** Wolf Pack  
**Colors:** Navy Blue & Silver  
**Conference:** Mountain West  
**Stadium:** Mackay Stadium (27,000)  
**Playing Surface:** FieldTurf

### HEAD COACH

**Head Coach:** Jay Norvell  
**Career Record:** 25-23 (Four years)  
**Record at Nevada:** Same  
**Career Record vs. SDSU:** 3-1

### TEAM INFORMATION

**2020 Record:** 7-2 (6-2 MW)  
**Lettermen Returning/Lost:** 47/9  
**Starters Returning/Lost:** 23/2

### MEDIA INFORMATION

**Interim Football SID:** Aaron Juarez  
**E-Mail:** aaronjuarez@unr.edu  
**Cell Phone:** (208) 982-0040  
**Press Box Phone:** (775) 784-6545  
**Website:** nevadawolfpack.com  
**Twitter:** @NevadaFootball

### 2021 SCHEDULE

S.4 at California  
 S.11 Idaho State  
 S.18 at Kansas State  
 O.2 at Boise State\*  
 O.9 New Mexico State  
 O.16 Hawai'i\*  
 O.23 at Fresno State\*  
 O.29 UNLV\*  
 N.6 San José State\*  
 N.13 at San Diego State\*  
 N.19 Air Force\*  
 N.27 at Colorado State\*

### 2020 RESULTS

O.24 Wyoming\* W, 37-34  
 O.31 at UNLV\* W, 37-19  
 N.5 Utah State\* W, 34-9  
 N.14 vs. New Mexico^A W, 27-20  
 N.21 San Diego State\* W, 26-21  
 N.28 at Hawai'i\* L, 21-24  
 D.5 Fresno State\* W, 37-26  
 D.11 at San José State\* L, 20-30  
 D.22 vs. Tulane+ W, 38-27  
 ^ - Game relocated to Las Vegas, Nev. due to COVID-19 pandemic.  
 + - Famous Idaho Potato Bowl



## UNLV

Nov. 19 • Allegiant Stadium • Las Vegas, Nev.

### GENERAL INFORMATION

**Location:** Las Vegas, Nev.  
**Enrollment:** 31,142  
**Nickname:** Rebels  
**Colors:** Scarlet & Gray  
**Conference:** Mountain West  
**Stadium:** Allegiant Stadium (65,000)  
**Playing Surface:** Artificial Turf

### HEAD COACH

**Head Coach:** Marcus Arroyo  
**Career Record:** 0-6 (One year)  
**Record at UNLV:** Same  
**Career Record vs. SDSU:** 0-1

### TEAM INFORMATION

**2020 Record:** 0-6 (0-6 MW)  
**Lettermen Returning/Lost:** 48/13  
**Starters Returning/Lost:** 20/4

### MEDIA INFORMATION

**Football SID:** Mark Wallington  
**E-Mail:** mark.wallington@unlv.edu  
**Office Phone:** (702) 895-4472  
**Press Box Phone:** (702) 895-1248  
**Website:** unlvrebels.com  
**Twitter:** @unlvfootball

### 2021 SCHEDULE

S.2 Eastern Washington  
 S.11 at Arizona State  
 S.18 Iowa State  
 S.24 at Fresno State\*  
 O.2 at UTSA  
 O.16 Utah State\*  
 O.21 San José State\*  
 O.29 at Nevada\*  
 N.6 at New Mexico\*  
 N.13 Hawai'i\*  
 N.19 San Diego State\*  
 N.26 at Air Force\*

### 2020 RESULTS

O.24 at San Diego State\* L, 6-34  
 O.31 Nevada\* L, 19-37  
 N.7 Fresno State\* L, 27-40  
 N.14 at San José State\* L, 17-34  
 N.27 Wyoming\* L, 14-45  
 D.12 at Hawai'i\* L, 21-38



## Boise State

Nov. 26 • Dignity Health Sports Park • Carson, Calif.

### GENERAL INFORMATION

**Location:** Boise, Idaho  
**Enrollment:** 25,540  
**Nickname:** Broncos  
**Colors:** Blue & Orange  
**Conference:** Mountain West  
**Stadium:** Albertsons Stadium (36,387)  
**Playing Surface:** Blue FieldTurf

### HEAD COACH

**Head Coach:** Andy Avalos  
**Career Record:** 0-0 (First year)  
**Record at BSU:** Same  
**Career Record vs. SDSU:** 0-0

### TEAM INFORMATION

**2020 Record:** 5-2 (5-0 MW)  
**Lettermen Returning/Lost:** 49/12  
**Starters Returning/Lost:** 20/5

### MEDIA INFORMATION

**Football SID:** Joe Nickell  
**E-Mail:** joenickell@boisestate.edu  
**Office Phone:** (208) 426-3868  
**Press Box Phone:** (208) 426-1408  
**Website:** broncosports.com  
**Twitter:** @BroncoSportsFB

### 2021 SCHEDULE

S.2 at UCF  
 S.10 UTEP  
 S.18 Oklahoma State  
 S.25 at Utah State\*  
 O.2 Nevada\*  
 O.9 at Brigham Young  
 O.16 Air Force\*  
 O.30 at Colorado State\*  
 N.6 at Fresno State\*  
 N.12 Wyoming\*  
 N.20 New Mexico\*  
 N.26 at San Diego State\*

### 2020 RESULTS

O.24 Utah State\* W, 42-13  
 O.31 at Air Force\* W, 49-30  
 N.6 Brigham Young L, 17-51  
 N.12 Colorado State\* W, 52-21  
 N.21 at Hawai'i\* W, 40-32  
 D.12 at Wyoming\* W, 17-6  
 D.19 vs. San José State^~ L, 20-34  
 ^ - Game relocated to Las Vegas, Nev., due to COVID-19 pandemic.  
 ~ - MW Championship Game

# Composite Schedule



10 BOWL GAME APPEARANCES SINCE 2010 ▶ 21 CONFERENCE CHAMPIONSHIPS

	New Mexico State	Arizona	Utah	Towson	New Mexico	San José State	Air Force	Fresno State	Hawai'i	Nevada	UNLV	Boise State
Aug. 28	UTEP	Open	Open	Open	Open	Southern Utah	Open	Connecticut	at UCLA	Open	Open	Open
Sept. 4		vs. Brigham Young (at Las Vegas)	Weber State (Sept. 2)	at Morgan State	Houston Baptist (Sept. 2)	at USC	Lafayette	at Oregon	Portland State	at California	Eastern Washington (Sept. 2)	at UCF (Sept. 2)
Sept. 11	at New Mexico		at Brigham Young	at New Hampshire	New Mexico State	Open	at Navy	Cal Poly	at Oregon State	Idaho State	at Arizona State	UTEP (Sept. 10)
Sept. 18	South Carolina State	Northern Arizona		North Dakota State	at Texas A&M	at Hawai'i	Utah State	at UCLA	San José State	at Kansas State	Iowa State	Oklahoma State
Sept. 25	Hawai'i	at Oregon	Washington State		at UTEP	at Western Michigan	Florida Atlantic	UNLV (Sept. 24)	at New Mexico State	Open	at Fresno State (Sept. 24)	at Utah State
Oct. 2	at San José State	Open	Open	Open	Air Force	New Mexico State	at New Mexico	at Hawai'i	Fresno State	at Boise State	at UTSA	Nevada
Oct. 9	at Nevada	UCLA	at USC	Stony Brook		at Colorado State	Wyoming	Open	Open	New Mexico State	Open	at Brigham Young
Oct. 15	Open	at Colorado (Oct. 16)	Arizona State (Oct. 16)	Rhode Island (Oct. 16)	Colorado State (Oct. 16)		at Boise State (Oct. 16)	at Wyoming (Oct. 16)	at Nevada (Oct. 16)	Hawai'i (Oct. 16)	Utah State (Oct. 16)	Open
Oct. 23	at Hawai'i	Washington (Oct. 22)	at Oregon State	at William & Mary	at Wyoming	at UNLV (Oct. 21)		Nevada	New Mexico State	at Fresno State	San José State (Oct. 21)	at Colorado State
Oct. 30	Open	at USC	UCLA	UAlbany	Open	Wyoming	Open		at Utah State	UNLV (Oct. 29)	at Nevada (Oct. 29)	at Utah State
Nov. 6	Utah State	California	at Stanford (Nov. 5)	at Richmond	UNLV	at Nevada	Army	Boise State		San José State	at New Mexico	at Fresno State
Nov. 13	at Alabama	Utah	at Arizona	Elon	at Fresno State	Utah State	at Colorado State	New Mexico	UNLV		Hawai'i	Wyoming (Nov. 12)
Nov. 19	at Kentucky (Nov. 20)	at Washington State	Oregon (Nov. 20)	at James Madison (Nov. 20)	at Boise State (Nov. 20)	Open	at Nevada	Open	Colorado State	Air Force (Nov. 19)		New Mexico
Nov. 26	UMass	at Arizona State (Nov. 27)	Colorado	FCS Playoffs	Utah State	Fresno State (Nov. 25)	UNLV	at San José State (Nov. 25)	at Wyoming (Nov. 27)	at Colorado State (Nov. 27)	at Air Force	