

# 2018 AZTEC SOFTBALL



Asst. Athletic Director - Media Relations (Softball Contact): Jamie McConeghy | jmcconegh@mail.sdsu.edu | C: (607) 435-5577 | O: (619) 594-4348 | @McConeghySDSU

## 2018 SCHEDULE (10-23, 1-5 MW)

DATE	OPPONENT	TIME/RESULT
Feb. 8	~ vs. (25/25) Georgia	L, 2-23 (5 inn.)
	~ vs. Stanford	L, 0-4
Feb. 9	~ vs. Western Michigan	W, 5-0
	~ vs. Northwestern	L, 6-7 (8 inn.)
Feb. 10	~ vs. (--/rv) Nebraska	L, 3-5
Feb. 11	~ vs. UC Davis	L, 2-3 (9 inn.)
Feb. 14	at UC Riverside	L, 1-4
Feb. 15	! (25/25) Kentucky	L, 0-5
Feb. 16	! North Dakota State	L, 1-2
Feb. 17	! North Dakota State	W, 4-1
Feb. 18	! (rv/--) Cal State Fullerton	W, 2-1
Feb. 22	@ vs. Liberty	W, 7-0
Feb. 23	@ vs. Northwestern	L, 0-3 (8 inn.)
	@ vs. (rv/25) Notre Dame	W, 2-1
Feb. 24	@ vs. Bethune-Cookman	W, 3-2 (8 inn.)
Feb. 25	@ vs. UC Davis	L, 0-2
March 1	# UCF	W, 3-1
March 2	# (21/20) Minnesota	W, 6-2
	# CSUN	L, 0-2
March 4	# Boston Univ.	L, 0-1
March 9	S vs. (16/19) Ohio State	L, 0-7
	S vs. Boston Univ.	L, 2-5
March 10	S vs. Michigan State	L, 5-6
	S at (21/rv) Long Beach State	L, 0-5
March 11	S at Cal State Fullerton	L, 3-4 (8 inn.)
March 14	% vs. Fairfield	W, 9-1 (5 inn.)
March 16	* at San José State	L, 2-5
March 17	* at San José State	L, 1-6
March 18	* at San José State	L, 1-9 (5 inn.)
March 27	San Diego	L, 2-4
March 29	* Boise State	W, 3-1
March 30	* Boise State	L, 1-3 (8 inn.)
March 31	* Boise State	L, 1-11 (5 inn.)
April 6	* at UNLV	6 p.m. PT
April 7	* at UNLV	4 p.m. PT
April 8	* at UNLV	Noon PT
April 13	* Nevada	6 p.m. PT
April 14	* Nevada	6 p.m. PT
April 15	* Nevada	Noon PT
April 20	* at Fresno State	6 p.m. PT
April 21	* at Fresno State	3 p.m. PT
April 22	* at Fresno State	Noon PT
April 27	* Colorado State	6 p.m. PT
April 28	* Colorado State	6 p.m. PT
April 29	* Colorado State	Noon PT
May 4	* at New Mexico	6 p.m. MT
May 5	* at New Mexico	Noon MT
May 6	* at New Mexico	Noon MT
May 10	* Utah State	6 p.m. PT
May 11	* Utah State	6 p.m. PT
May 12	* Utah State	Noon PT

National rankings in parenthesis  
 (USA Today-NFCA/ESPN.com-USA Softball)  
 ~ Kajikawa Classic (Arizona State - Tempe, Ariz.)  
 ! 28th Annual Campbell/Cartier Classic (SDSU Softball Stadium)  
 @ Mary Nutter Collegiate Classic (Cathedral City, Calif.)  
 # San Diego Classic I (SDSU Softball Stadium)  
 \$ Louisville Slugger Classic (CSUF/LBSU - Fullerton/Long Beach, Calif.)  
 % at Univ. of San Diego (USD Softball Complex)  
 \* Mountain West game  
 @AztecSoftball | @GoAztecs | www.GoAztecs.com

## WEEK 9 - ROAD SERIES AT UNLV - LAS VEGAS, NEV.

SDSU (10-23, 1-5 MW) at UNLV (21-13, 3-6 MW)

Friday: 6 p.m. PT\*  
 Saturday: 4 p.m. PT\*  
 Sunday: Noon PT\*

\* Mountain West Network



### San Diego State Hits the Road to Take on UNLV in Weekend Series

The San Diego State softball team looks to pick up its first series win of the season this weekend against UNLV at Eller Media Stadium in Las Vegas, Nev. The Aztecs (10-23, 1-5 MW) will meet the Rebels (21-13, 3-6 MW) at 6 p.m. PT Friday, 4 p.m. PT Saturday and noon PT Sunday.

All three games will be webcast live on the Mountain West Network and will have live stats on GoAztecs.com.

SDSU has been a bit streaky this season and is in a funk at the moment. San Diego State opened its season 1-8, then won seven of nine games (7-2) with a pair of victories over nationally ranked teams. Since the 6-2 win over then No. 21/20 Minnesota on March 2, however, the Aztecs have gone 2-13.

Out of San Diego State's 23 losses on the season, five have come in extra innings, four with the international tiebreaker rule in effect, six by one score, five by two runs and four by three scores.

Heading into the weekend, Katie Byrd leads the team in hitting with a .301 average, 12 runs, 31 hits, seven doubles and a .363 on-base percentage. Molly Sturdivant (.268), meanwhile, leads the squad with four home runs, 21 RBIs and a .423 slugging percentage, and Aris Metcalfe has a team-high eight stolen bases in eight attempts.

Marissa Moreno (29) and Alex Formby (27) are 1-2 in the Mountain West in appearances, while Moreno's 25 games started are six more than No. 2 in the league. Formby is 7-9 with a 2.58 ERA over 89 2/3 innings, limiting the opposition to a .214 average, while Moreno is 2-12 with a 3.63 ERA in 96 1/3 innings.

### WEEKEND INFORMATION

Name .....SDSU at UNLV | Three-Game Series  
 Place .....Eller Media Stadium - Las Vegas, Nev.  
 Live Stats.....www.GoAztecs.com  
 Live Video.....Mountain West Network  
 .....www.GoAztecs.com/videos

### AZTECS AT A GLANCE

Overall Record: 10-23 (.303) Home Record: 5-7 (.417)  
 USA Today/NFCA Rank: NR Away Record: 0-6 (.000)  
 ESPN.com/USA Softball Rank: NR Neutral Record: 5-10 (.333)  
 NCAA RPI: 102nd of 296 teams Last 5 Games: 1-4 (.200)  
 MW Record: 1-5 (.167) Last 10 Games: 2-8 (.200)  
 MW Standing: 9th of 9 teams vs. Top 5: 0-0 (.000)  
 Non-MW Record: 9-18 (.333) vs. Top 10: 0-0 (.000)  
 vs. '17 NCAA Tourney Teams: 4-8 (.333) vs. Top 25: 2-4 (.333)

### ACTIVE SDSU CAREER RECORDS

Aztec	Record	Stat	No. 2
Jenavee Peres (4)	Batting Average	.409	.358
	On-Base Percentage	.466	.442
	Slugging Percentage	.743	.737
	OPS Percentage	1.209	1.148
Molly Sturdivant (1)	Sacrifice Flies	10	9

### CLIMBING THE SDSU CAREER CHARTS

Aztec	Milestone	At	Needs
Alex Formby	11 saves (T-2nd all-time at SDSU)	10	1
Julie McDonald	3 saves (T-10th all-time at SDSU)	2	1
Taylor Stewart	62 walks (T-8th all-time at SDSU)	58	4
Molly Sturdivant	19 home runs (T-5th all-time at SDSU)	18	1
	101 RBIs (T-9th all-time at SDSU)	98	3

### LOOKING AHEAD

April 13-15 .....vs. Nevada - SDSU Softball Stadium  
 April 20-22 .....at Fresno State - Fresno, Calif.  
 April 27-29 .....vs. Colorado State - SDSU Softball Stadium

### PROJECTED LINEUP

POS.	NO.	NAME	YR.	B/T	HOMETOWN	G-GS	AVG.	OB%	SLG%	HR	RBI	R	2B	3B	SB-ATT	FLD%
CF	22	Kiera Wright	RS-So.	L/R	Riverside, Calif.	25-17	.200	.302	.200	0	0	7	0	0	3-4	1.000
2B	11	Katie Byrd	RS-Jr.	R/R	Santee, Calif.	33-33	.301	.363	.388	0	15	12	7	1	3-3	.954
C	31	Molly Sturdivant	Jr.	R/R	Santa Ana, Calif.	33-33	.268	.336	.423	4	18	7	3	0	0-0	.951
3B	26	Kelsey Munoz	Fr.	R/R	Chula Vista, Calif.	10-10	.241	.290	.276	0	0	2	1	0	0-1	1.000
1B	99	Taylor Adams	Fr.	R/R	Mill Creek, Wash.	33-33	.271	.317	.344	1	8	5	4	0	1-2	.995
RF	21	Taylor Stewart	Sr.	L/R	Bellflower, Calif.	32-29	.231	.315	.346	2	5	3	3	0	0-0	.500
DP	24	Iesha Hill	Sr.	R/R	Carlsbad, Calif.	29-27	.242	.342	.273	0	4	2	2	0	1-1	.875
SS	20	Shelby Thompson	So.	R/R	Benicia, Calif.	33-32	.187	.253	.253	1	5	9	3	0	4-7	.915
LF	2	Zaria Meshack	Sr.	L/R	Vallejo, Calif.	29-21	.137	.267	.157	0	2	8	1	0	4-5	1.000

### PITCHERS

POS.	NO.	NAME	YR.	HOMETOWN	W-L	G/GS	SV	ERA	IP	K	CG	SHO	K:BB	WHIP	OBA
RHP	19	Alex Formby	Sr.	Orange, Calif.	7-9	27/4	0	2.58	89.2	57	1	0.0	2.85	1.01	.214
RHP	33	Marissa Moreno	So.	Torrance, Calif.	2-12	29/25	0	3.63	96.1	48	2	1.0	1.37	1.60	.297
RHP	10	Julie McDonald	Jr.	Carlsbad, Calif.	1-2	13/4	0	4.53	34.0	11	1	1.0	1.10	1.85	.358



**KATHY VAN WYK**

HEAD COACH | 22ND SEASON | CAL STATE FULLERTON, 1983

- As a player, Van Wyk earned All-America honors and won the Broderick Award, given to the best player in the nation, in 1982 after going 35-1 with a 0.18 ERA. The victories remain a school single-season record and .972 winning percentage was an NCAA Division I record until 2001. Her phenomenal season included four no-hitters, six one-hitters, back-to-back perfect games, 26 shutouts and 270 strikeouts.
- Is the school's all-time winningest coach with 726 career victories, including a program-best 44 wins in 2008
- Earned her fifth Mountain West Coach of the Year award in 2014 after leading the Aztecs to a 16-8 mark in league play. She also won the award in 2002, 2006, 2008 and 2013.
- Has led SDSU to 11 NCAA tournament appearances (2001, 2003, 2006, 2008, 2009, 2010, 2011, 2012, 2013, 2014 and 2015)
- Guided San Diego State to its seventh MW regular season title in 2014 with a 16-8 record. The team's other championships came in 2002, 2003, 2006, 2008, 2012 and 2013.
- Coached her eighth All-American in 2017 when Jenavee Peres was named a second-team NFCA All-American. Peres became the Aztecs' first-ever second-team NFCA All-American (SDSU's three other NFCA All-Americans were on the third team).
- Has coached 77 all-conference selections, 39 NFCA all-West Region selections, nine MW Pitchers of the Year, nine MW Freshmen of the Year, four MW Players of the Year and 133 conference player/pitcher of the week winners

YEAR	CAREER HEAD COACHING RECORD AT SAN DIEGO STATE			CONFERENCE		
	W	L	Pct.	W	L	Pct.
1997	30	30	.500	14	18	.438
1998	24	35	.407	14	17	.452
1999	24	24	.500	16	8	.667
<b>WAC</b>	<b>78</b>	<b>89</b>	<b>.467</b>	<b>44</b>	<b>43</b>	<b>.506</b>
2000	35	27	.565	13	7	.650
*2001	41	25	.621	10	8	.556
^2002	41	22-1	.648	14	4	.778
*^2003	39	21	.650	12	3	.800
2004	37	23	.617	14	6	.700
2005	27	30	.474	4	16	.200
*^2006	34	15	.694	15	3	.833
2007	32	24	.571	8	12	.400
*^2008	44	17	.721	15	5	.750
*2009	33	20	.623	10	5	.667
*2010	34	16	.680	11	4	.733
*2011	34	21	.618	8	5	.615
*^2012	32	24	.577	9	3	.750
*^2013	36	20	.643	13	5	.722
*^2014	40	19	.678	16	8	.667
*2015	38	20	.655	18	6	.750
2016	30	22	.577	12	12	.500
2017	31	18	.633	15	9	.625
2018	10	23	.303	1	5	.167
<b>MW</b>	<b>648</b>	<b>407-1</b>	<b>.614</b>	<b>218</b>	<b>126</b>	<b>.634</b>
<b>TOTALS</b>	<b>726</b>	<b>496-1</b>	<b>.594</b>	<b>262</b>	<b>169</b>	<b>.608</b>

\* MADE NCAA TOURNAMENT; ^ WON MW REGULAR SEASON TITLE

**NUMERICAL ROSTER**

NO.	NAME	POS.	HT.	B/T	YR	EXP	HOMETOWN	LAST SCHOOL
00	Aris Metcalfe	OF	5-4	L/R	Jr.	2L	Compton, Calif.	King/Drew Magnet HS
1	Megan Smith	OF	5-4	L/R	So.	1L	Valencia, Calif.	West Ranch HS
2	Zaria Meshack	OF	5-2	L/R	Sr.	3L	Vallejo, Calif.	St. Patrick-St. Vincent HS
3	Gaby Olivarría	UTIL	5-5	L/R	Fr.	HS	San Diego, Calif.	Helix Charter HS
4	Kristen Parker	OF	5-4	R/R	So.	1L	Mira Mesa, Calif.	Mira Mesa HS
7	Kayla Sok	MI/OF	5-4	R/R	Jr.	TR	Glendora, Calif.	Mt. San Antonio College
8	Janina Jusay	OF	5-5	R/R	Fr.	HS	San Diego, Calif.	Rancho Bernardo HS
10	Julie McDonald	P	5-10	R/R	Jr.	2L	Carlsbad, Calif.	Carlsbad HS
11	Katie Byrd	2B	5-6	R/R	Jr.	2L	Santee, Calif.	West Hills HS
12	Konner Dahlberg	P/1B	6-0	R/R	Fr.	HS	San Diego, Calif.	Rancho Bernardo HS
14	Katelyn Kempton	MI	5-5	R/R	Fr.	HS	Pomona, Calif.	Claremont HS
15	Alizae Umi	C	5-5	R/R	Fr.	HS	Torrance, Calif.	West HS
16	Jordyn Fick	OF	5-1	L/R	Fr.	HS	Ramona, Calif.	Ramona HS
19	Alex Formby	P	6-0	R/R	Sr.	2L	Orange, Calif.	Univ. of Virginia
20	Shelby Thompson	SS	5-6	R/R	So.	1L	Benicia, Calif.	Benicia HS
21	Taylor Stewart	1B/UTIL	5-10	L/R	Sr.	3L	Bellflower, Calif.	Bellflower HS
22	Kiera Wright	OF	5-6	L/R	So.	1L	Riverside, Calif.	Roosevelt HS
24/31	Iesha Hill	3B	5-4	R/R	Sr.	SQ	Carlsbad, Calif.	Palomar College
26/17	Kelsey Munoz	IF	5-10	R/R	Fr.	HS	Chula Vista, Calif.	Mater Dei Catholic HS
28/23	Anna Sherburne	C	5-6	R/R	So.	TR	El Cajon, Calif.	Midland College (TX)
31/43	Molly Sturdivant	C/3B	5-6	R/R	Jr.	2L	Santa Ana, Calif.	El Modena HS
33	Marissa Moreno	P	5-11	R/R	So.	1L	Torrance, Calif.	Torrance HS
43	Jenavee Peres	C	5-5	R/R	Sr.	3L	Garden Grove, Calif.	Garden Grove HS
99	Taylor Adams	1B	5-9	R/R	Fr.	HS	Mill Creek, Wash.	Jackson HS

**ALPHABETICAL ROSTER**

NO.	NAME	POS.	HT.	B/T	YR	EXP	HOMETOWN	LAST SCHOOL
99	Taylor Adams	1B	5-9	R/R	Fr.	HS	Mill Creek, Wash.	Jackson HS
11	Katie Byrd	2B	5-6	R/R	Jr.	2L	Santee, Calif.	West Hills HS
12	Konner Dahlberg	P/1B	6-0	R/R	Fr.	HS	San Diego, Calif.	Rancho Bernardo HS
16	Jordyn Fick	OF	5-1	L/R	Fr.	HS	Ramona, Calif.	Ramona HS
19	Alex Formby	P	6-0	R/R	Sr.	2L	Orange, Calif.	Univ. of Virginia
24/31	Iesha Hill	3B	5-4	R/R	Sr.	SQ	Carlsbad, Calif.	Palomar College
8	Janina Jusay	OF	5-5	R/R	Fr.	HS	San Diego, Calif.	Rancho Bernardo HS
14	Katelyn Kempton	MI	5-5	R/R	Fr.	HS	Pomona, Calif.	Claremont HS
10	Julie McDonald	P	5-10	R/R	Jr.	2L	Carlsbad, Calif.	Carlsbad HS
2	Zaria Meshack	OF	5-2	L/R	Sr.	3L	Vallejo, Calif.	St. Patrick-St. Vincent HS
00	Aris Metcalfe	OF	5-4	L/R	Jr.	2L	Compton, Calif.	King/Drew Magnet HS
33	Marissa Moreno	P	5-11	R/R	So.	1L	Torrance, Calif.	Torrance HS
26/17	Kelsey Munoz	IF	5-10	R/R	Fr.	HS	Chula Vista, Calif.	Mater Dei Catholic HS
3	Gaby Olivarría	UTIL	5-5	L/R	Fr.	HS	San Diego, Calif.	Helix Charter HS
4	Kristen Parker	OF	5-4	R/R	So.	1L	Mira Mesa, Calif.	Mira Mesa HS
43	Jenavee Peres	C	5-5	R/R	Sr.	3L	Garden Grove, Calif.	Garden Grove HS
28/23	Anna Sherburne	C	5-6	R/R	So.	TR	El Cajon, Calif.	Midland College (TX)
1	Megan Smith	OF	5-4	L/R	So.	1L	Valencia, Calif.	West Ranch HS
7	Kayla Sok	MI/OF	5-4	R/R	Jr.	TR	Glendora, Calif.	Mt. San Antonio College
21	Taylor Stewart	1B/UTIL	5-10	L/R	Sr.	3L	Bellflower, Calif.	Bellflower HS
31/43	Molly Sturdivant	C/3B	5-6	R/R	Jr.	2L	Santa Ana, Calif.	El Modena HS
20	Shelby Thompson	SS	5-6	R/R	So.	1L	Benicia, Calif.	Benicia HS
15	Alizae Umi	C	5-5	R/R	Fr.	HS	Torrance, Calif.	West HS
22	Kiera Wright	OF	5-6	L/R	So.	1L	Riverside, Calif.	Roosevelt HS

**HEAD COACH:** Kathy Van Wyk (Cal State Fullerton, 1982), 22nd season

**ASSOCIATE HEAD COACH:** Stacey Nuveman Deniz (UCLA, 2002), 10th season

**ASSISTANT COACH:** Mia Longfellow (Oregon State, 2007), ninth season

**VOLUNTEER COACH:** Cristina Byrne (San Diego, 2001), second season

**PRONUNCIATIONS:** Iesha Hill (EYE-ee-sha); Janina Jusay (JAH-nee-en-ah JU-say); Zaria Meshack (ZAR-ee-ah MEE-shack); Aris Metcalfe (AIR-iss); Kelsey Munoz (MOON-yoze); Gaby Olivarría (OH-la-VERY-ah); Jenavee Peres (JENNA-vee Perez); Anna Sherburne (SURE-burn); Kayla Sok (sock); Molly Sturdivant (Stir-da-VAN-t); Alizae Umi (Al-ah-zay OOO-me); Kiera Wright (KEY-air-uh); Kathy Van Wyk (van WIKE); Stacey Nuveman Deniz (Deh-neese); Mia Longfellow (MEE-ah)

**2018 MOUNTAIN WEST SOFTBALL STANDINGS (as of April 4)**

Team	MW						Overall							
	W	L	Pct.	GB	H	A	W	L	Pct.	H	A	N	Streak	Last 10
San José State	8	1	.889	--	6-0	2-1	24	10	.706	7-0	5-1	12-9	W3	9-1
Boise State	6	3	.667	2.0	1-2	5-1	25	11	.694	3-2	10-2	12-7	W4	7-3
Fresno State	4	2	.667	2.5	2-1	2-1	20	15	.571	12-5	3-2	5-8	W3	7-3
Nevada	5	4	.556	3.0	2-1	3-3	16	16	.500	2-2	3-4	11-10	L1	5-5
Colorado State	3	3	.500	3.5	2-1	1-2	19	10	.655	8-1	5-5	6-4	W2	6-4
Utah State	3	6	.333	5.0	1-5	2-1	13	19	.406	1-6	7-2	5-11	L1	4-6
<b>UNLV</b>	<b>3</b>	<b>6</b>	<b>.333</b>	<b>5.0</b>	<b>1-2</b>	<b>2-4</b>	<b>21</b>	<b>13</b>	<b>.618</b>	<b>12-6</b>	<b>4-5</b>	<b>5-2</b>	<b>W1</b>	<b>4-6</b>
New Mexico	3	6	.333	5.0	2-4	1-2	10	26	.278	5-7	3-5	2-14	W1	3-7
<b>San Diego State</b>	<b>1</b>	<b>5</b>	<b>.167</b>	<b>5.5</b>	<b>1-2</b>	<b>0-3</b>	<b>10</b>	<b>23</b>	<b>.303</b>	<b>5-7</b>	<b>0-6</b>	<b>5-10</b>	<b>L2</b>	<b>2-8</b>

**Scouting UNLV**

UNLV comes into this weekend with a 21-13 overall record, including a 3-6 mark in the Mountain West. The Rebels are coming off a 6-4 win at San Diego on Tuesday, after being swept at San José State last weekend.

UNLV has a .279 average with four players hitting above .300 (min. 34 at-bats), including Mia Trejo (.355, 3 HR, 15 RBI, 13 R), Jade Yadao-Valdez (.333, 22 R, 13 SB), Brooke Stover (.316, 19 RBI) and Myranda Bueno (.311, 14 R).

The Rebels also have a 2.90 ERA. Janine Petmecky leads the UNLV pitching staff in almost every category, posting a 13-5 record and 1.88 ERA in 97 innings, limiting the opposition to a .232 average. She also has 97 strikeouts, four shutouts, a save and nine complete games. Charlie Masterson (5-5, 3.63 ERA, 81.0 IP) and Breana Burke (3-3, 3.34 ERA, 50.1 IP) have also logged meaningful innings for the Rebels.

Below is a comparison between San Diego State and UNLV so far.

**San Diego State**

**2018 Record:** 10-23 (.303), 1-5 MW (.167)  
**Common Opponents with UNLV:** 2-5 (.286)  
**Offensive Slash Line:** .219/.299/.282  
**HR:** 8 | **RBI:** 66 | **R:** 77 | **SB:** 28/40  
**ERA:** 3.34 | **OBA:** .276 | **WHIP:** 1.40  
**Fielding Pct.:** .956 | **CSB:** 7/37  
**Avg. Leader:** Katie Byrd (.301)  
**HR Leader:** Molly Sturdivant (4)  
**RBI Leader:** Molly Sturdivant (21)  
**Runs Leader:** Katie Byrd (12)  
**SB Leader:** Aris Metcalfe (8)  
**Wins Leader:** Alex Formby (7)  
**ERA Leader:** Alex Formby (2.58)  
**SO Leader:** Alex Formby (57)  
**IP Leader:** Marissa Moreno (96.1)

**UNLV**

**2018 Record:** 21-13 (.618), 3-6 MW (.333)  
**Common Opponents with SDSU:** 2-4 (.333)  
**Offensive Slash Line:** .279/.343/.355  
**HR:** 9 | **RBI:** 116 | **R:** 134 | **SB:** 27/33  
**ERA:** 2.90 | **OBA:** .265 | **WHIP:** 1.34  
**Fielding Pct.:** .976 | **CSB:** 9/29  
**Avg. Leader:** Mia Trejo (.355)  
**HR Leader:** Samantha Diaz/Mia Trejo (3)  
**RBI Leader:** Justine Federe (23)  
**Runs Leader:** Jade Yadao-Valdez (22)  
**SB Leader:** Jade Yadao-Valdez (13)  
**Wins Leader:** Janine Petmecky (12)  
**ERA Leader:** Janine Petmecky (1.88)  
**SO Leader:** Janine Petmecky (97)  
**IP Leader:** Janine Petmecky (97.0)

**Forget That Georgia Game**

The Aztecs lost to No. 25/25 Georgia, 23-2, in five innings their opener on Feb. 8 (see above). In that game, the SDSU pitching staff gave up 23 earned runs on 21 hits, seven walks and a hit batter. The 23 runs allowed were its most in program history, while the 21-run deficit was tied for its largest loss (also 21-0 vs. Cal State Fullerton on March 19, 1986).

The San Diego State pitching staff, however, has played much better since. Consider that Alex Formby allowed 11 runs (114.93 ERA) on eight hits (.800 average), two walks and a hit batter in 0 2/3 innings, Marissa Moreno yielded 10 runs (52.63 ERA) on eight hits (.667) and four walks in 1 1/3 innings, and Julie McDonald gave up two runs (7.00 ERA) on five hits (.455) and a walk in two innings.

Over the 32 games since, Formby has allowed just 22 earned runs (1.73 ERA) on 63 hits (.196 average), 18 walks and five hit batters, Moreno has yielded 40 runs (2.95 ERA) on 111 hits (.285), 31 walks and four hit batters, and McDonald has given up 20 runs (4.38 ERA) on 48 hits and nine walks over 32 innings.

Below is the improvement by the pitching staff over the last 32 games.

**SDSU Pitching Staff vs. No. 25/25 Georgia on Feb. 8 (Season Opener)**

Name	IP	H	ER	BB	ERA	Avg.	WHIP	K/BB
Alex Formby	0.2	8	11	2	114.93	.800	14.93	0.00
Marissa Moreno	1.1	8	10	4	52.63	.667	9.02	0.25
Julie McDonald	2.0	5	2	1	9.00	.455	3.00	0.00
<b>Team</b>	<b>4.0</b>	<b>21</b>	<b>23</b>	<b>7</b>	<b>32.20</b>	<b>.636</b>	<b>5.60</b>	<b>0.14</b>

**SDSU Pitching Staff Since the No. 25/25 Georgia Game (32 Games)**

Name	IP	H	ER	BB	ERA	Avg.	WHIP	K/BB
Alex Formby	89.0	63	22	18	1.73	.196	0.91	3.17
Marissa Moreno	95.0	111	40	31	2.95	.285	1.49	1.52
Julie McDonald	32.0	48	20	9	4.38	.350	1.78	1.22
<b>Team</b>	<b>216.0</b>	<b>222</b>	<b>82</b>	<b>58</b>	<b>2.66</b>	<b>.262</b>	<b>1.30</b>	<b>1.98</b>

**SDSU Pitching Staff Overall (33 Games)**

Name	IP	H	ER	BB	ERA	Avg.	WHIP	K/BB
Alex Formby	89.2	71	33	20	2.58	.214	1.01	2.85
Marissa Moreno	96.1	119	50	35	3.63	.297	1.60	1.37
Julie McDonald	34.0	53	22	10	4.53	.358	1.85	1.10
<b>Team</b>	<b>220.0</b>	<b>243</b>	<b>105</b>	<b>65</b>	<b>3.34</b>	<b>.276</b>	<b>1.40</b>	<b>1.78</b>

**Close, But No Cigar**

The Aztecs have lost 23 games this season, but has been competitive in almost every game.

Altogether, San Diego State has five extra-inning losses, four in the international tiebreaker, six one-run losses, five two-run losses and four three-run losses.

**SAN DIEGO STATE UNIVERSITY QUICK FACTS**

Location	San Diego, Calif.
Founded	1897
Enrollment	33,726
President	Adela de la Torre
Director of Athletics	John David Wicker
Senior Woman Administrator	Jenny Bramer
Nickname	Aztecs
School Colors	Scarlet (PMS 185) and Black
Conference	Mountain West
Home Field (Capacity)	SDSU Softball Stadium (1,000)
School Website	SDSU.edu
Athletics Website	GoAztecs.com
Conference Website	TheMW.com

**SAN DIEGO STATE SOFTBALL QUICK FACTS**

Head Coach	Kathy Van Wyk (Cal State Fullerton, 1983)
Record at SDSU	726-496-1 (.594), 22nd season
Overall Record	Same
Softball Office Phone	(619) 594-2345
Associate Head Coach	Stacey Nuvevan Deniz (UCLA, 2002)
Assistant Coach	Mia Longfellow (Oregon State, 2007)
Volunteer Coach	Cristina Byrne (San Diego, 2001)
Director of Operations	Sarah Byrne (Cal Poly, 2008)
First Year of Division I Softball	1977
All-Time Record	1,122-1,065-6 (.513), 42nd season
NCAA Division I Tournament Appearances	11 (2001, 2003, 2006, 2008-15)
2017 Record	31-18 (.633)
2017 MW Record (Finish)	15-9 (.625) (2nd)
2017 Postseason (Record)	N/A
Letterwinners Returning/Lost	13/4
Starters Returning/Lost	7/2
Pitchers Returning/Lost	3/1
Newcomers	10
Top Returners	2017 Stats/Honors
Jenavee Peres	Sr., C .454, 16 HR, 60 RBI, 56 R, 11 2B, 2 3B, .840 SLG%, .492 OBP *NFCA All-American (Second Team) *NFCA All-West Region (First Team) *Mountain West Player of the Year *All-Mountain West Team (First Team) *Two-time Mountain West Player of the Week
Zaria Meshack	Sr., OF .415, 10 RBI, 34 R, 7 SB, .429 SLG%, .459 OBP *NFCA All-West Region (Second Team) *All-Mountain West Team (First Team)
Molly Sturdivant	Jr., 3B .381, 8 HR, 45 RBI, 25 R, 14 2B, .664 SLG%, .482 OBP *NFCA All-West Region (Second Team) *All-Mountain West Team (First Team) *One-time Mountain West Player of the Week
Katie Byrd	Jr., 2B .361, 3 HR, 35 RBI, 42 R, 16 2B, .519 SLG%, .428 OBP *NFCA All-West Region (Second Team) *All-Mountain West Team (Second Team)
Taylor Stewart	Sr., 1B .340, 2 HR, 14 RBI, 12 R, 7 2B, .462 SLG%, .430 OBP *NFCA All-West Region (Second Team)
Shelby Thompson	So., SS .333, 7 HR, 31 RBI, 26 R, 5 2B, 2 3B, .556 SLG%, .434 OBP *Mountain West Freshman of the Year *All-Mountain West Team (First Team)

**SAN DIEGO STATE MEDIA RELATIONS**

Sr. Assoc. AD of Comm. & Media Relations	Mike May
Asst. AD - MR	Jamie McConeghy (Softball Contact)
McConeghy Office Phone	(619) 594-4348
McConeghy Cell Phone	(607) 435-5577
McConeghy E-Mail	jmcconeg@mail.sdsu.edu
SDSU Athletics Website	www.GoAztecs.com
Mailing Address	SDSU Media Relations 3014 Aztec Athletics Center 5302 55th Street San Diego, CA 92182

**AZTECS IN THE 2018 NCAA RANKINGS**

(OUT OF 296 TEAMS; AS OF APRIL 2)

SDSU Category	All Games	
	Stat	Rank
Batting Average	.219	279th
On-Base Percentage	.299	n/a
Slugging Percentage	.282	288th
Runs Per Game	2.33	287th
Doubles Per Game	0.82	265th
Triples Per Game	0.03	283rd
Home Runs Per Game	0.24	261th
Stolen Bases Per Game	0.85	158th
Earned Run Average	3.34	128th
Winning Percentage	.303	245th
Fielding Percentage	.956	177th
Double Plays Per Game	0.30	124th

(top-100 players; top-50 pitchers)		All Games	
Player	Category	Stat	Rank

**AZTECS IN THE 2018 MW RANKINGS**

(OUT OF NINE TEAMS; AS OF APRIL 2)

TEAM Category	All Games		MW Games	
	Stat	Rank	Stat	Rank
Batting Average	.219	9th	.175	9th
On Base Percentage	.299	9th	.276	9th
Slugging Percentage	.282	9th	.226	9th
Runs	77	9th	9	9th
Hits	182	9th	24	9th
Runs Batted In	66	9th	7	9th
Doubles	27	9th	1	9th
Triples	1	9th	0	T-6th
Home Runs	8	T-8th	2	8th
Total Bases	235	9th	31	9th
Total Plate Appearances	946	8th	158	9th
At-Bats	832	T-7th	137	9th
Walks	78	8th	13	9th
Hit By Pitch	19	T-6th	6	T-3rd
Sacrifice Bunts	14	T-5th	2	8th
Sacrifice Flies	3	9th	0	T-7th
Stolen Bases	28	4th	5	T-5th
Earned Run Average	3.34	5th	4.67	7th
Opposing Batting Avg.	.276	5th	.314	7th
Innings Pitched	220.0	3rd	36.0	9th
Strikeouts	116	7th	13	9th
Wins	10	8th	1	9th
Win Percentage	.303	8th	.167	9th
Saves	0	T-7th	0	T-1st
WHIP (BB + H/IP)	1.40	3rd	1.67	7th
Fielding Percentage	.956	6th	.946	7th
Chances	994	2nd	167	8th
Putouts	660	3rd	108	9th
Assists	290	2nd	50	7th
Double Plays	10	5th	2	T-5th
Caught Stealing By	7	5th	1	T-3rd

**Aztecs Lose Rare Season Opener**

San Diego State had excelled in season-opening games since Kathy Van Wyk took over the reigns of the program in 1997. The Aztecs, however, lost to No. 25/25 Georgia, 23-2, in five innings on Feb. 8. The loss snapped a five-game season-opening winning streak for SDSU.

San Diego State has now won 16 of its last 18 season-openers and 19 of the 22 lid-lifters in head coach Kathy Van Wyk's 22-year tenure.

The Aztecs' other blemishes in the past 22 season-openers under Van Wyk came in 2012 (lost to Texas Tech, 5-4) and in 2000 (lost to Illinois-Chicago, 5-3).

Over the 22 years under Van Wyk, SDSU has outscored its opponent, 124-70, or 5.64-3.18 per game in lid-lifters. Since records were first kept in 1980, San Diego State is 28-11 (.718) in their opening games.

**Aztecs Picked to Win Mountain West**

The San Diego State softball team was picked to win the Mountain West in a preseason poll voted on by the league's nine head coaches, the conference announced Feb. 5. The Aztecs have won a league-record seven MW regular-season titles.

SDSU picked up 63 points in the preseason poll, including seven of the nine first-place votes. San José State is predicted to finish second with 57 points and the other two first-place votes, while Fresno State (44), Utah State (43) and Nevada (37) rounded out the top five. Colorado State (30) is slated to come in sixth, and Boise State (27), UNLV (14) and New Mexico (9) are pegged to finish seventh, eighth and ninth, respectively.

The Aztecs are coming off a 31-18 overall record in 2017 - their 12th consecutive 30-win season - and a 15-9 mark and runner-up finish in MW play. SDSU, however, did not receive an at-large bid into the NCAA tournament, despite finishing second in the sixth-best conference in the nation (out of 32 leagues).

San Diego State led the country last year with a .356 average, shattering their previous best of .310. In all, the Aztecs set seven school records, including batting average (.418), slugging percentage (.516), hits (497), RBIs (295), sacrifice flies (23) and runs (324, tied).

**2018 MW Softball Preseason Poll**

(First-place votes in parenthesis)

1. San Diego State (7)	63
2. San José State (2)	57
3. Fresno State	44
4. Utah State	43
5. Nevada	37
6. Colorado State	30
7. Boise State	27
8. UNLV	14
9. New Mexico	9

**Softball to Have 15 Games Broadcast on Mountain West Network**

The San Diego State softball team will have at least 15 games on the Mountain West Network this season. The network, which is broadcast live on the Internet, started during the 2013 football season and gives all Mountain West sports the ability to broadcast all sports across all the 11 MW institutions. For videos and more information, visit the site at <http://www.themw.com/#1/videos>.

The Aztec softball games that are scheduled for the Mountain West Network this season are Kentucky on Feb. 15, Cal State Fullerton on Feb. 18, Minnesota and CSUN on March 2, UCLA on March 4, San Diego on March 27, Boise State on March 29, at UNLV from April 6-8, vs. Nevada from April 13-15, and against Utah State on May 10 and May 12.

Additional road games (besides the UNLV series) could be announced at a later date. The Mountain West Network can be found by visiting <http://www.goaztecs.com/videos/>.

**San Diego State Receives NCAA Plaque for Highest 2017 Batting Average**

The San Diego State softball team received a plaque from the NCAA last September for leading the country in batting average during the 2017 season.

The Aztecs hit a remarkable .356 for the 2017 campaign, easily outdistancing runner-up James Madison at .347. Minnesota (.342), Arizona (.341) and Georgia (.338) rounded out the top five.

SDSU's .356 average shattered its previous best of .310, which was set in 2015. In all, San Diego State set seven school records, including batting average (.418), slugging percentage (.516), hits (497), RBIs (295), sacrifice flies (23) and runs (324, tied).

Jenavee Peres led the way last year for San Diego State, easily breaking the previous school record batting average of a .429 batting average with her .454 and tied a SDSU best with five sac flies. She also ranked second in school single-season history in slugging percentage, RBIs and OPS percentage (1.332), third in runs and total bases, fourth in on-base percentage, tied for fourth in extra-base hits (29), fifth in hits and home runs, and tied for seventh in times hit by pitch (5).

Peres was named a NFCA Second-Team All-American for her efforts, the first time San Diego State has ever had a player on the second team (Aztecs' previous three NFCA All-America selections were third-team picks). She was also a first-team all-NFCA West Region honoree, the Mountain West Player of the Year and a first-team all-MW selection.

Joining Peres on the all-conference first team last year was Sydnee Cable, Zaria Meshack, Molly Sturdivant and Shelby Thompson, who was also the MW Freshman of the Year, while Katie Byrd earned second-team all-MW accolades. Byrd, Meshack, Meshack and Taylor Stewart also earned second-team all-NFCA West Region accolades, while Cable was a third-team selection.

Byrd batted .361 with three home runs, 35 RBIs, 42 runs, 16 doubles, a .519 slugging percentage and a .428 on-base percentage, and Sturdivant batted .381 on the season with eight home runs, 45 RBIs, 25 runs, 14 doubles and 30 walks, while registering a .664 slugging percentage and a .482 on-base mark. Meshack finished the 2017 campaign with a .415 average, 34 runs, 61 hits, a .459 on-base percentage and seven stolen bases, while Stewart batted .340 with two homers, 14 RBIs, 12 runs, seven doubles and 19 walks, while posting a .462 slugging percentage and a .430 on-base mark. Thompson hit .333 with seven home runs, 31 RBIs, 26 runs, five doubles, two triples, 20 walks and six stolen bases, while posting a .556 slugging percentage and a .434 on-base percentage, and Cable batted .371 with six homers, 43 RBIs, 23 runs, eight doubles and nine walks.

**Kathy Van Wyk Named to Cal State Fullerton Hall of Fame Class**

San Diego State softball head coach Kathy Van Wyk was announced as an inductee to Cal State Fullerton's 2017 Hall of Fame class. One of seven inductees to the school's seventh class, Van Wyk was honored on Oct. 27 at the Embassy Suites in Brea, Calif.

Van Wyk made the most out of her one season at CSUF in 1982, going 35-1 with a 0.18 ERA in the circle en route to winning the Broderick Award, given out annually to the nation's best player. Her .972 winning percentage was an NCAA Division I record (30 or more decisions) until 2001 when Jennie Finch of Arizona went 32-0. Her 33-game winning streak during the season remains a NCAA record, while her 0.18 ERA still ranks as the eighth-lowest mark in NCAA history. Her phenomenal season included four no-hitters, six one-hitters, back-to-back perfect games, 26 shutouts (tied for the ninth most in NCAA history) and 270 strikeouts.

Van Wyk began her collegiate player career at Texas Women's University, where she garnered 1979 Texas AIAW Player-of-the-Year accolades and later inducted into the TWU Hall of Fame. She transferred to Cal State Fullerton after TWU dropped its softball program.

Van Wyk recently finished up her 21st season as the Aztec head coach. The all-time winningest coach in school history (716 wins), Van Wyk has been named the Mountain West Coach of the Year five times and has led SDSU to 11 NCAA tournament appearances and seven MW regular-season titles.

Van Wyk has coached eight All-America selections, including Jenavee Peres (second-team NFCA All-American) last year. She has also coached 74 all-conference selections, 39 NFCA all-West Region picks, nine MW Pitchers of the Year, nine MW Freshmen of the Year, four MW Players of the Year and 132 conference player/pitcher of the week winners.

Prior to San Diego State, Van Wyk spent 10 seasons as a player and an assistant coach at Cal State Fullerton. She was an assistant coach from 1983-87, helping the Titans to the 1986 NCAA national title.

Van Wyk also has playing stints at the Italian Azzanase club, and with the U.S. softball team in 1985 and 1989, and was a five-time Amateur Softball Association All-American. Additionally, she has coaching stints with the Rod Carew Baseball School, Azzanase (Italy), Walkerville Softball Club (Australia) and the Dutch National Team.

### Stacey Nuveman Deniz Named Head Coach of Chicago Bandits

San Diego State softball associate head coach Stacey Nuveman Deniz was recently named the head coach of the Chicago Bandits, general manager Toni Calmeyn announced.

Nuveman Deniz will lead the Bandits, who have won four National Pro Fastpitch titles (2008, 2011, 2015-16), for their season, which runs from June through August, while maintaining her coaching duties with the Aztecs.

Nuveman Deniz enters her 10th season at SDSU, serving as the recruiting coordinator and the hitting instructor. Nuveman Deniz was promoted to assistant head coach from an assistant coach in 2010 and was moved to associate head coach in 2013.

In addition to her two Olympic gold medals (2000 and 2004) and silver medal in 2008, Nuveman Deniz has helped the United States National Team to a World Cup championship (2006), two World Championships (2002 and 2006) and two Pan American gold medals (1999 and 2003).

Most recently, her 2004 Olympic gold medal team was inducted into the U.S. Olympic hall of fame in July 2012, while Nuveman Deniz was inducted into the UCLA hall of fame in October 2012.

In the spring of 2010, Nuveman Deniz served as an assistant coach for the Women's National Team Selection Camp, at the Canadian Open Fast Pitch Women's International Championship and at the World Cup of Softball VI. She was also named to the USA Softball Coaching Pool in 2014 and was an assistant coach at the USA Softball Junior Women's (19-Under) National Team (JWNT) Selection Camp in January 2015.

Nuveman Deniz helped SDSU to seven straight NCAA Regional bids from 2009-15 and a combined 308-180 (.631) record in her nine seasons on The Mesa. Over her nine seasons as an assistant and associate coach, the Aztecs have improved their batting average from .275 in 2008 (the year before she arrived) to a school-record and NCAA-leading .356 last year. In all, San Diego State set seven school records a year ago, including batting average, on-base percentage (.418), slugging percentage (.516), hits (497), RBIs (295), sacrifice flies (23) and runs (324, tied).

### INDIVIDUAL

(top-10)		All Games		MW Games	
Player	Category	Stat	Rank	Stat	Rank
Taylor Adams	Chances	217	3rd	36	
	Putouts	212	3rd	35	
	Fielding Pct.	.995		1.000	T-1st
	Hit by Pitch	3		2	T-4th
Katie Byrd	At-Bats	103	T-7th	16	
	Doubles	7	T-8th	0	
	Assists	60	T-8th	9	
	Sacrifice Bunts	1		1	T-8th
Alex Formby	Opp. Bat. Avg.	.214	2nd	.255	8th
	Appearances	27	2nd	5	T-8th
	ERA	2.58	6th	5.73	
	Inn. Pitched	89.2	6th	11.0	
	Strikeouts	57	7th	3	
	Wins	7	T-9th	1	
Zaria Meshack	Fielding Pct.	1.000	T-1st	1.000	T-1st
	Sacrifice Bunts	3	T-6th	0	
Aris Metcalfe	Fielding Pct.	1.000	T-1st	1.000	T-1st
	Stolen Bases	8	T-7th	2	T-6th
Marissa Moreno	Gms. Started	25	1st	4	T-6th
	Appearances	29	1st	5	T-8th
	Inn. Pitched	96.1	4th	16.0	
Molly Sturdivant	Strikeouts	48	9th	8	
	Runners PO	2	1st	0	
	Caught Stealing	6	2nd	1	T-3rd
Shelby Thompson	Sacrifice Bunts	2		1	T-8th
	Assists	73	3rd	16	T-9th
Kiera Wright	Stolen Bases	4		2	T-6th
	Fielding Pct.	1.000	T-1st	1.000	T-1st

**#99 TAYLOR ADAMS** FR | 1B | 5-9 | R/R | Mill Creek, Wash. | Jackson HS

	AVG.	OB%	SLG%	H	R	2B	3B	HR	RBI	SB
2018	.271	.317	.344	26	5	4	0	1	8	1
MW	.200	.333	.400	3	2	0	0	1	2	0
Career	.271	.317	.344	26	5	4	0	1	8	1

- ◆ Is 26-for-96 (.271) on the season, starting all 33 games at 1B
- ◆ Team-long 11-game streak of reaching base safely (Feb. 9-22)
- ◆ Her .995 fielding pct. ranks 4th in SDSU single-season history
- ◆ A 4-time all-Wesco District selection (2014-17) at Jackson HS
- ◆ Helped Jackson HS to a Wesco District titled in 2015 & 2016

**#11 KATIE BYRD** RS-JR | 2B | 5-6 | R/R | Santee, Calif. | West Hills HS

	AVG.	OB%	SLG%	H	R	2B	3B	HR	RBI	SB
2018	.301	.363	.388	31	12	7	1	0	15	3
MW	.125	.222	.125	2	0	0	0	0	0	0
Career	.318	.378	.439	119	72	28	1	5	76	5

- ◆ Is T-7th in the MW in at-bats (103) & T-8th in doubles (7)
- ◆ Ranked 4th in '17 in SDSU single-season history in R (42) & 2B (16)
- ◆ 2nd-team all-NFCA West Region and 2nd-team all-MW in 2017
- ◆ Ranked 3rd on the team in 2016 w/ 26 RBIs in 45 GP (39 GS)
- ◆ Redshirted 2015 as a walk-on

**#12 KONNER DAHLBERG** FR | P/1B | 6-0 | R/R | San Diego, Calif. | Rancho Bernardo HS

	ERA	W-L	SV	APP	GS	IP	SO	BB	WHIP
2018	--	--	--	--	--	--	--	--	--
MW	--	--	--	--	--	--	--	--	--
Career	--	--	--	--	--	--	--	--	--

- ◆ Tall, lanky pitcher who will most likely redshirt this year
- ◆ 1st-team all-league pick at Rancho Bernardo HS, playing 1B & P
- ◆ Played high school ball with fellow freshman Janina Jusay
- ◆ Played her club ball for Explosion
- ◆ Is majoring in kinesiology w/ an emphasis on physical therapy

**#16 JORDYN FICK** FR | OF | 5-1 | L/R | Ramona, Calif. | Ramona HS

	AVG.	OB%	SLG%	H	R	2B	3B	HR	RBI	SB
2018	.103	.257	.103	3	2	0	0	0	1	1
MW	.000	.000	.000	0	0	0	0	0	0	0
Career	.103	.257	.103	3	2	0	0	0	1	1

- ◆ Has started 12 of the team's 33 games (11 in RF, 1 in LF)
- ◆ Is 3-for-29 (.103) with two runs, an RBI and and five walks
- ◆ Was a two-time first-team all-CIF pick at Ramona High School
- ◆ Led the Bulldogs to four straight league championships
- ◆ Majoring in biology

**SAN DIEGO STATE BY THE NUMBERS**

Overall	10-23	Lost 2
Mountain West	1-5	Lost 2
Home	5-7	Lost 2
Away	0-6	Lost 6
Neutral	5-10	Won 1
Day	3-16	Lost 10
Night (After 4:30 p.m.)	7-7	Lost 1
Last five games	1-4	Lost 2
Last 10 games	2-8	Lost 2
vs. top 5 teams	0-0	Lost 6
vs. top 10 teams	0-0	Lost 4
vs. top 25 teams	2-4	Lost 2
vs. 2017 NCAA tournament teams	4-8	Lost 5
vs. 2017 Women's College World Series teams	0-0	N/A
Playing as the visiting team	3-10	Lost 3
Playing as the home team	7-13	Lost 2
vs. California in-state opponents	1-11	Lost 8
vs. Out-of-state opponents	9-12	Lost 2
February	6-10	Lost 1
March	4-13	Lost 2
April	0-0	Won 1
May	0-0	Won 1
Monday	0-0	Won 1
Tuesday	0-1	Lost
Wednesday	1-1	Won 1
Thursday	3-3	Won 3
Friday	3-8	Lost 5
Saturday	2-5	Lost 5
Sunday	1-5	Lost 4
vs. left-handed starter	1-3	Lost 1
vs. right-handed starter	9-20	Lost 5
In doubleheader games	2-6	Lost 5
In first game of doubleheader	2-2	Lost 2
In second game of doubleheader	0-4	Lost 4
In multiple game days	3-9	Lost 5
In single game days	7-14	Lost 2
In shutouts	2-8	Lost 5
In one-run games	3-6	Lost 3
In two-run games	2-5	Lost 1
In 5+run games	3-7	Lost 3
In run-rule games	1-3	Lost 2
In extra innings	1-5	Lost 2
In games decided by international tiebreaker	1-4	Lost 1
Scoring one run	0-6	Lost 9
Scoring two or more runs	10-9	Won 1
Scoring three or more runs	8-4	Won 2
Scoring four or more runs	5-2	Won 1
Scoring five or more runs	4-2	Won 1
Scoring six or more runs	3-1	Won 3
Scoring seven or more runs	2-0	Won 13
Scoring eight or more runs	1-0	Won 36
Scoring nine or more runs	1-0	Won 30
Scoring 10 or more runs	0-0	Won 48
Scoring in first inning	2-5	Lost 2
Opponent scores in first inning	1-11	Lost 7
Scoring first	6-6	Lost 1
Opponent scores first	4-17	Lost 9
Leading after five innings	7-1	Won 5
Trailing after five innings	0-11	Lost 13
Tied after five innings	2-7	Lost 1
When leading at any point in the game	10-6	Lost 1
When trailing at any point in the game	5-22	Lost 12
Errorless	3-6	Lost 3
Commits one or more error	7-17	Lost 2
Commits two or more errors	4-11	Lost 1
Outhits opponent	8-4	Lost 2
Outhit by opponent	2-16	Lost 1
Hits are tied	0-3	Lost 3



**#19 ALEX FORMBY**

SR | P | 6-0 | R/R | Orange, Calif. | Virginia

	ERA	W-L	SV	APP	GS	IP	SO	BB	WHIP
2018	2.58	7-9	0	27	4	89.2	57	20	1.01
MW	5.73	1-2	0	5	1	11.0	3	5	1.55
Career	4.55	28-37	10	122	43	386.0	239	186	1.67

- MW ranks: 2nd in app. (27) & in OBA (.214) & 6th in ERA (2.58)
- Over her last 26 appearances: 89.0 IP, 1.73 ERA, .196 avg.
- MW Pitcher of the Week on Feb. 27 for her play at MNCC
- Was 2nd-team all-MW in '16, going 5-6 w/ 3.50 ERA in MW play
- Comb. w/ twin sister, Andie, for no-hitter vs. VaTech on 4/8/15



**#24 IESHA HILL (EYE-ee-sha)**

SR | 3B | 5-4 | R/R | Carlsbad, Calif. | Palomar College

	AVG.	OB%	SLG%	H	R	2B	3B	HR	RBI	SB
2018	.242	.342	.273	16	2	2	0	0	4	1
MW	.100	.250	.100	1	0	0	0	0	0	0
Career	.218	.322	.244	17	2	2	0	0	5	1

- Is 16-for-66 (.242) this year in 29 games (27 starts)
- Has 15 starts at third base & 12 as the designated player
- Was 1-for-12 (.083) w/ an RBI in '17, starting 4 times at 3B
- In 2nd YR at SDSU after playing previous 2 at Palomar College
- Led Palomar to a 2015 state title & back-to-back league titles



**#8 JANINA JUSAY (JAH-nee-ah JU-say)**

FR | OF | 5-5 | R/R | San Diego, Calif. | Rancho Bernardo HS

	AVG.	OB%	SLG%	H	R	2B	3B	HR	RBI	SB
2018	.182	.217	.182	4	3	0	0	0	0	2
MW	.000	.000	.000	0	1	0	0	0	0	0
Career	.182	.217	.182	4	3	0	0	0	0	2

- Has played in 20 games with six starts in RF and two in LF
- Had three hits against UC Davis in first career start on Feb. 11
- Missed the first four games of the season with an injury
- Played OF & C at RBHS, earning second-team all-league
- Prepped with Konnor Dahlberg & club ball with Jordyn Fick



**#14 KATELYN KEMPTON**

FR | IF | 5-5 | R/R | Pomona, Calif. | Claremont HS

	AVG.	OB%	SLG%	H	R	2B	3B	HR	RBI	SB
2018	--	--	--	--	--	--	--	--	--	--
MW	--	--	--	--	--	--	--	--	--	--
Career	--	--	--	--	--	--	--	--	--	--

- Will most likely redshirt after suffering a knee injury
- A 4-time all-league pick (1st team in 2016) at Claremont HS
- Played shortstop, third base and catcher at Claremont HS
- Was a three-time captain at CHS and 2016 league def. PotY
- Is majoring in kinesiology w/ an emphasis in physical therapy



**#10 JULIE MCDONALD**

JR | P | 5-10 | R/R | Carlsbad, Calif. | Carlsbad HS

	ERA	W-L	SV	APP	GS	IP	SO	BB	WHIP
2018	4.53	1-2	0	13	4	34.0	11	10	1.85
MW	3.89	0-0	0	4	1	9.0	2	3	1.78
Career	4.06	5-6	2	51	21	120.2	46	42	1.75

- Is 1-2 with a 4.53 ERA across 13 appearances (four starts)
- Threw second career solo shutout Feb. 9 vs. Western Michigan
- Had a team-high 3 shutouts (1 solo, 2 combined) in 2017
- Her .415 avg. last year ranked third in SDSU history
- Was 2-1 with a 3.60 ERA in '16 over 46.2 IP in 21 app. (8 GS)
- Helped nearby CHS to back-to-back division titles (2013-14)



**#2 ZARIA MESHACK (ZAR-ee-ah MEE-shack)**

SR | OF | 5-2 | L/R | Vallejo, Calif. | St. Patrick-St. Vincent HS

	AVG.	OB%	SLG%	H	R	2B	3B	HR	RBI	SB
2018	.137	.267	.157	7	8	1	0	0	2	4
MW	.182	.308	.273	2	0	1	0	0	1	1
Career	.354	.404	.363	118	82	3	0	0	19	30

- Speedy slapper, who is recovering from a spring camp injury
- 2 hits off the bench vs. CSF (2/18), snapping a 1-for-13 start
- Her .415 avg. last year ranked third in SDSU history
- Was a 2nd-team NFCA all-West Region & 1st-team all-MW in '17
- Ranks third all-time at SDSU with a .354 batting average



**#00 ARIS METCALFE (AIR-iss)**

JR | OF | 5-4 | L/R | Compton, Calif. | King/Drew Magnet HS

	AVG.	OB%	SLG%	H	R	2B	3B	HR	RBI	SB
2018	.167	.231	.167	2	9	0	0	0	0	8
MW	--	--	--	0	1	0	0	0	0	2
Career	.143	.200	.143	2	40	0	0	0	0	22

- Is the team's top pinch runner, going 22-for-25 in SB for career
- Is 2-for-12 this year in first six career starts
- Has 16 runs and seven stolen bases in 35 games in 2017
- Played in 39 of team's 52 games as a pinch runner in 2016
- Had 204 stolen bases (out of 207 attempts) over her HS career



**#33 MARISSA MORENO**

SO | P | 5-11 | R/R | Torrance, Calif. | Torrance HS

	ERA	W-L	SV	APP	GS	IP	SO	BB	WHIP
2018	3.63	2-12	0	29	25	96.1	48	35	1.60
MW	4.38	0-3	0	5	4	16.0	8	3	1.69
Career	3.60	14-18	1	56	40	192.1	107	59	1.56

- MW ranks: 1st in GS (25), 1st in app. (29) & 4th in IP (96.1)
- Since Feb. 14: 2-11, 2.47 ERA, 25 GP, 22 GS, 85.0 IP, .280 avg.
- Had a 13.0-inning scoreless streak last season
- Has many Torrance records, inc. career wins (40) & K's (526)
- Was a Cal-Hi Sports second-team all-state pick in 2016



**#26 KELSEY MUNOZ**

FR | P/IF | 5-10 | R/R | Chula Vista, Calif. | Mater Dei Catholic HS

	AVG.	OB%	SLG%	H	R	2B	3B	HR	RBI	SB
2018	.241	.290	.276	7	2	1	0	0	0	0
MW	.250	.333	.250	2	0	0	0	0	0	0
Career	.241	.290	.276	7	2	1	0	0	0	0

- Started first six games of the season before breaking a hand
- Was 1-for-3 in return March 27 against San Diego
- Is 7-for-29 (.241) on the season with two runs and a double
- A 3-time 2nd-team all-CIF & 3-time 1st-team all-league at MDCHS
- Also plays for Mexican National Team



**#3 GABY OLIVARRIA (OH-la-VERY-ah)**

FR | UTIL | 5-5 | L/R | San Diego, Calif. | Helix Charter HS

	AVG.	OB%	SLG%	H	R	2B	3B	HR	RBI	SB
2018	.250	.250	.250	1	0	0	0	0	0	0
MW	--	--	--	--	--	--	--	--	--	--
Career	.250	.250	.250	1	0	0	0	0	0	0

- Is 1-for-4 on the season in two games played (one start)
- Played at nearby Helix Charter High School in La Mesa
- Led Helix to back-to-back league championships (2016-17)
- Was a 2-time 1st-team all-league pick & 2-time all-county pick
- Is majoring in business administration



**#4 KRISTEN PARKER** SO | OF | 5-4 | R/R | Mira Mesa, Calif. | Mira Mesa HS  
**AVG. OB% SLG%** H R 2B 3B HR RBI SB  
 2018 -- -- -- 0 0 0 0 0 0 0  
 MW -- -- -- -- -- -- -- -- -- --  
 Career -- -- -- 0 12 0 0 0 0 0

- Has played in one game this year as a pinch runner
- Played in 24 games last year as a pinch runner with 12 runs
- Was a four-year letterwinner at nearby Mira Mesa High School
- Was the Scholar-Athlete & Female Athlete of the Year at MMHS
- Is majoring in business administration with a finance focus



**#43 JENAVEE PERES (JENNA-vee Perez)** SR | C | 5-5 | R/R | Garden Grove, Calif. | Garden Grove HS  
**AVG. OB% SLG%** H R 2B 3B HR RBI SB  
 2018 -- -- -- -- -- -- -- -- -- --  
 MW -- -- -- -- -- -- -- -- -- --  
 Career .409 .466 .743 164 112 26 3 34 131 16

- Is expected use a medical redshirt this season
- Is SDSU's all-time leader in avg., OB%, OPS% & SF (tied)
- Was a 2nd-team 2017 NFCA All-American & the MW PoTY
- Is a 2-time NFCA All-West Region & 2-time 1st-team all-MW pick
- Played for the 2015 USA Softball Junior Women's Nat'l Team



**#28 ANNA SHERBURNE (SURE-burn)** SO | C | 5-6 | R/R | El Cajon, Calif. | Midland College (TX)  
**AVG. OB% SLG%** H R 2B 3B HR RBI SB  
 2018 .000 .000 .000 0 0 0 0 0 0 0  
 MW -- -- -- -- -- -- -- -- -- --  
 Career .000 .000 .000 0 0 0 0 0 0 0

- Has five pinch-hit at-bats in her first season of DI softball
- Led Midland College (TX) to a 38-16 record & postseason spot
- Slashed .389/.441/.546 in her one year at Midland in 2017
- Prepped at nearby Christian HS in El Cajon, hitting .474 as a SR
- Also was a three-time UT All-Academic team pick (2014-16)



**#1 MEGAN SMITH** SO | OF | 5-4 | L/R | Valencia, Calif. | West Ranch HS  
**AVG. OB% SLG%** H R 2B 3B HR RBI SB  
 2018 .167 .267 .212 11 7 3 0 0 3 0  
 MW .000 .000 .000 0 0 0 0 0 0 0  
 Career .186 .288 .216 18 24 3 0 0 6 1

- Has started 23 of 33 games this year, going 11-for-66
- Played in 35 games last year with 8 starts, going 7-for-31
- Was a three-year letterwinner at West Ranch High School
- Was a three-time all-league pick & a four-time scholar-athlete
- A criminal justice major with plans to become an FBI agent



**#7 KAYLA SOK (SOCK)** JR | IF/OF | 5-4 | R/R | Glendora, Calif. | Mt. SAC  
**AVG. OB% SLG%** H R 2B 3B HR RBI SB  
 2018 .000 .200 .000 0 0 0 0 0 0 1  
 MW -- -- -- -- -- -- -- -- -- --  
 Career .000 .200 .000 0 0 0 0 0 0 1

- Has started three games and played in 14 as a JuCo transfer
- Is 0-for-8, but has a walk & a HBP (and a SB) for a .200 OB%
- Played two years at Mt. SAC, leading to runner-up at state's
- Hit .397 with 14 HR, 65 RBI, 101 R, 17 2B, 8 3B & 81 SB
- Prepped at Glendora HS, earning first-team all-league honors



**#21 TAYLOR STEWART** SR | 1B/UTIL | 5-10 | L/R | Bellflower, Calif. | Bellflower HS  
**AVG. OB% SLG%** H R 2B 3B HR RBI SB  
 2018 .231 .315 .346 18 3 3 0 2 5 0  
 MW .333 .467 .583 4 1 0 0 1 2 0  
 Career .291 .396 .417 95 26 17 0 8 47 0

- In 32 GP & 29 GS, is hitting .231 with a 2 homers & 5 RBIs
- Her .396 career OB% & 58 walks are just out of SDSU top 10
- Was 2nd-team NFCA all-West Region last year, batting .340
- Ranked 2nd on team in walks (15) & 4th in OB% (.389) in '16
- Posted splits of .329/.430/.541 with 4 HR & 21 RBIs in 2015



**#31 MOLLY STURDIVANT** JR | C/3B | 5-6 | R/R | Santa Ana, Calif. | El Modena HS  
**AVG. OB% SLG%** H R 2B 3B HR RBI SB  
 2018 .268 .336 .423 26 7 3 0 4 21 0  
 MW .214 .353 .214 3 0 0 0 0 1 0  
 Career .319 .400 .532 120 56 24 1 18 98 0

- Has started all 33 games with team-highs of 4 HR & 20 RBIs
- Was second-team all-region & first-team all-MW last year
- SDSU career rks: T-1st in SF, 6th in SLG%, T-6th in HR & 10th in RBI
- Tied an Aztec single-season record w/ 5 SF in both 2016 & 2017
- Her 6 HR & 32 RBIs were each 3rd most in SDSU frosh history



**#20 SHELBY THOMPSON** SO | SS | 5-6 | R/R | Benicia, Calif. | Benicia HS  
**AVG. OB% SLG%** H R 2B 3B HR RBI SB  
 2018 .187 .253 .253 17 9 3 0 1 5 4  
 MW .188 .278 .188 3 2 0 0 0 1 2  
 Career .274 .364 .434 62 35 8 2 8 36 10

- Slick fielding SS who has played all 82 games since arriving (81 GS)
- Is hitting .187 with a homer, three doubles and five RBIs
- Was the MW frosh of the year in 2017 & a 1st-team all-MW pick
- A 3-time all-league performer & led Benicia HS to 3 league titles
- Is majoring in kinesiology



**#15 ALIZAE UMI (Al-ah-zay 000-me)** FR | C | 5-5 | R/R | Torrance, Calif. | West HS  
**AVG. OB% SLG%** H R 2B 3B HR RBI SB  
 2018 .100 .240 .100 2 1 0 0 0 2 0  
 MW .000 .000 .000 0 0 0 0 0 0 0  
 Career .100 .240 .100 2 1 0 0 0 2 0

- Has played in 15 games this year with 9 starts (8 at C, 1 at DP)
- Has a .240 OB%, a sac fly and a sac bunt, and two hits
- Was a 4-time all-league pick (2-time 1st team) at West HS
- Was the league MVP as a senior and a four-year scholar-athlete
- Played her club ball at Firecrackers - Brashear



**#22 KIERA WRIGHT (KEY-air-uh)** RS-SO | OF | 5-6 | L/R | Riverside, Calif. | Roosevelt HS  
**AVG. OB% SLG%** H R 2B 3B HR RBI SB  
 2018 .200 .302 .200 11 7 0 0 0 0 3  
 MW .364 .417 .364 4 2 0 0 0 0 0  
 Career .273 .333 .293 54 35 2 1 0 8 15

- A speedy outfielder, who originally signed with the 2015 class
- Is hitting a team-high .364 (4-for-11) in MW games with 2 runs
- Started all 38 she played in 2017, batting .305 with 11 SB
- Redshirted 2016 after tearing an ACL vs. Okla. St. on 2/25
- Played in 11 of team's first 12 games in 2016 with five starts

**AZTECS IN THE NATIONAL POLLS**

**USA TODAY/NFCA POLL**

(Week #8 - April 3)

No.	Team	Record	Pts.	Last
1.	Washington (29)	35-2	796	1
2.	Oklahoma (2)	31-2	764	2
3.	UCLA (1)	31-2	739	3
4.	Florida	32-4	691	4
5.	Oregon	27-6	655	5
6.	<b>Georgia (L, 2-23 (5))</b>	31-4	645	6
7.	Arizona State	31-4	612	8
8.	Tennessee	31-5	557	7
9.	Arizona	27-6	521	11
10.	Texas A&M	32-8	488	12
11.	Auburn	33-7	476	10
12.	South Carolina	30-6	452	9
13.	Florida State	29-6	415	14
14.	LSU	29-6	397	13
15.	Alabama	24-9	329	16
16.	Baylor	20-9	310	15
17.	Michigan	28-7	290	17
18.	<b>Long Beach State (L, 0-5)</b>	29-7	269	18
19.	Louisiana	23-7	204	21
20.	Arkansas	28-6	179	23
21.	<b>Kentucky (L, 0-5)</b>	20-11	162	19
22.	Mississippi State	28-9	98	20
23.	<b>Ohio State (L, 0-7)</b>	21-8	80	24
24.	California	24-11	72	22
25.	Texas State	25-8	54	RV

(2018 opponent in **BOLD**; first-place votes in parenthesis)

**ESPN.COM/USA SOFTBALL POLL**

(Week #8 - April 3)

No.	Team	Record	Pts.	Last
1.	Washington (16)	35-2	496	1
2.	Oklahoma (2)	31-2	472	3
3.	UCLA (1)	31-2	460	4
4.	Oregon (1)	27-6	438	2
5.	<b>Georgia (L, 2-23 (5))</b>	31-4	405	6
6.	Florida	32-4	398	5
7.	Arizona State	31-4	396	7
8.	Arizona	27-6	351	9
9.	Florida State	29-6	321	11
10.	Texas A&M	32-8	307	12
11.	South Carolina	30-6	300	8
12.	Tennessee	31-5	285	10
13.	Auburn	33-7	264	13
14.	LSU	29-6	251	14
15.	Alabama	24-9	218	16
16.	Michigan	28-7	191	17
17.	Baylor	20-9	172	15
18.	Louisiana	23-7	143	20
19.	<b>Long Beach State (L, 0-5)</b>	29-7	138	22
20.	<b>Kentucky (L, 0-5)</b>	20-11	109	19
21.	Arkansas	28-6	81	RV
22.	Mississippi State	28-9	77	18
23.	California	24-11	45	21
24.	<b>Ohio State (L, 0-7)</b>	21-8	44	24
25.	Oregon State	20-15	37	25

(2018 opponent in **BOLD**; first-place votes in parenthesis)

**SDSU IN THE POLLS**

Release Week	NFCA	USA Softball
Preseason (Jan. 30)	RV (T-35th)	NR
Week #1 (Feb. 13)	NR	NR
Week #2 (Feb. 20)	NR	NR
Week #3 (Feb. 27)	NR	NR
Week #4 (March 6)	NR	NR
Week #5 (March 13)	NR	NR
Week #6 (March 20)	NR	NR
Week #7 (March 27)	NR	NR
Week #8 (April 3)	NR	NR

**TEAM GAME HIGHS**

**Batting**

At-Bats	34 vs. Northwestern (Feb. 9)
Runs	9 vs. Fairfield (March 14)
Hits	11 vs. Fairfield (March 14)
RBI's	9 vs. Fairfield (March 14)
Doubles	3 vs. Fairfield (March 14)
Triples	1 vs. Minnesota (March 2)
Home Runs	2 vs. Western Michigan (Feb. 9)
Total Bases	17 (2 times)
Walks	7 vs. Northwestern (Feb. 9)
Strikeouts	14 vs. North Dakota State (Feb. 16)
Sacrifice Hits	3 at Cal State Fullerton (March 11)
Sacrifice Flies	1 (3 times)
Stolen Bases	3 (3 times)
Hit By Pitch	4 vs. North Dakota State (Feb. 16)
Caught Stealing	1 (12 times)
Runners LOB	14 vs. Northwestern (Feb. 9)
Hit into DP	2 vs. Ohio State (March 9)

**Fielding**

Putouts	25 vs. UC Davis (Feb. 11)
Assists	14 vs. San Diego (March 27)
Errors	4 vs. Bethune-Cookman (Feb. 24)
Passed Balls	2 vs. North Dakota State (Feb. 17)
DP Turned	2 (2 times)

**Pitching**

Innings Pitched	8.1 vs. UC Davis (Feb. 11)
Runs Allowed	23 vs. Georgia (Feb. 8)
Earned Runs Allowed	23 vs. Georgia (Feb. 8)
Walks Allowed	7 vs. Georgia (Feb. 8)
Strikeouts	9 (2 times)
Hits Allowed	21 vs. Georgia (Feb. 8)
Doubles Allowed	6 vs. Ohio State (March 9)
Triples Allowed	1 (7 times)
HR Allowed	4 vs. Georgia (Feb. 8)
Wild Pitches	2 (3 times)
Hit Batters	2 (2 times)

**INDIVIDUAL GAME HIGHS**

**Batting**

At-Bats	5, Taylor Adams (once), Kelsey Munoz (once)
Runs	2 (78 times)
Hits	3, Katie Byrd (twice), Janina Jusay (once)
RBI's	4, Molly Sturdivant vs. Liberty (Feb. 22)
Doubles	1 (27 times)
Triples	1, Katie Byrd vs. Minnesota (March 2)
Home Runs	2, Molly Sturdivant vs. Western Michigan (Feb. 9)
Total Bases	8, Molly Sturdivant vs. Western Michigan (Feb. 9)
Walks	3, Katie Byrd vs. Northwestern (Feb. 9)
Strikeouts	4, Taylor Stewart vs. Boise State (March 30)
Sac Hits	1 (14 times)
Sacrifice Flies	1 (3 times)
Stolen Bases	2, Aris Metcalfe (twice)
Hit By Pitch	1 (19 times)
Caught Stealing	1 (12 times)
Runners LOB	5, M. Sturdivant (once), S. Thompson (once)

**Fielding**

Putouts	12, Taylor Adams (twice)
Assists	6, Katie Byrd (once), Kelsey Munoz (once)
Errors	2, Molly Sturdivant (once), Marissa Moreno (once)
Passed Balls	2, M. Sturdivant vs. North Dakota State (Feb. 17)

**Pitching**

Innings	7.0, Formby (once), McDonald (once), Moreno (once)
Runs Allowed	11, Alex Formby vs. Georgia (Feb. 8)
ER Allowed	11, Alex Formby vs. Georgia (Feb. 8)
BB Allowed	4, Marissa Moreno vs. Georgia (Feb. 8)
Strikeouts	9, Alex Formby vs. Northwestern (Feb. 9)
Hits Allowed	9, Julie McDonald vs. Nebraska (Feb. 10)
Doubles Allowed	4, Marissa Moreno vs. Ohio State (March 9)
Triples Allowed	1 (7 times)
HR Allowed	2, Alex Formby (twice), Marissa Moreno (once)
Wild Pitches	2, M. Moreno (twice), J. McDonald (once)
Hit Batters	1 (11 times)

**AZTEC STARTS**

**Overall (33)**  
*(Team's record in parenthesis)*

33: Taylor Adams (10-23), Katie Byrd (10-23), Molly Sturdivant (10-23)
32: Shelby Thompson (10-22)
29: Taylor Stewart (9-20)
27: Iesha Hill (10-17)
25: Marissa Moreno (8-17)
23: Megan Smith (8-15)
21: Zaria Meshack (5-16)
17: Kiera Wright (3-14)
12: Jordyn Fick (4-8)
10: Kelsey Munoz (2-8)
9: Alizae Umi (3-6)
8: Janina Jusay (3-5)
6: Aris Metcalfe (3-3)
4: Alex Formby (1-3), Julie McDonald (1-3)
3: Kayla Sok (0-3)
1: Gaby Olivarria (0-1)

**Consecutive**  
*(Team's record in parenthesis)*

78: Molly Sturdivant (40-38)
57: Katie Byrd (25-32)
33: Taylor Adams (10-23)
10: Shelby Thompson (2-8)
6: Zaria Meshack (1-5)
4: Kelsey Munoz (1-3)
3: Kiera Wright (1-2)
1: Janina Jusay (0-1), Marissa Moreno (0-1), Alizae Umi (0-1)

**By Position (33)**  
*(Team's record in parenthesis)*

P: Marissa Moreno - 25 (8-17), Alex Formby - 4 (1-3), Julie McDonald - 4 (1-3)
C: Molly Sturdivant - 25 (7-18), Alizae Umi - 8 (3-5)
1B: Taylor Adams - 33 (10-23)
2B: Katie Byrd - 32 (10-22), Kayla Sok - 1 (0-1)
SS: Shelby Thompson - 32 (10-22), Katie Byrd - 0-1)
3B: Iesha Hill - 15 (5-10), Kelsey Munoz - 10 (2-8), Molly Sturdivant - 8 (3-5)
LF: Zaria Meshack - 20 (4-16), Aris Metcalfe - 6 (3-3), Megan Smith - 3 (1-2), Janina Jusay - 2 (1-1), Jordyn Fick - 1 (1-0), Kayla Sok - 1 (0-1)
CF: Kiera Wright - 17 (3-14), Megan Smith - 15 (6-9), Zaria Meshack - 1 (1-0)
RF: Taylor Stewart - 11 (4-7), Jordyn Fick - 11 (3-8), Janina Jusay - 6 (2-4), Megan Smith - 5 (1-4)
DP: Taylor Stewart - 18 (5-13), Iesha Hill - 12 (5-7), Gaby Olivarria - 1 (0-1), Kayla Sok - 1 (0-1), Alizae Umi - 1 (0-1)

**By Batting Order (33)**  
*(Team's record in parenthesis)*

1st: Megan Smith - 13 (4-9), Kiera Wright - 13 (3-10), Katie Byrd - 6 (2-4), Zaria Meshack - 1 (1-0)
2nd: Katie Byrd - 25 (7-18), Megan Smith - 2 (2-0), Molly Sturdivant - 2 (0-2), Kiera Wright - 2 (0-2), Jordyn Fick - 1 (1-0), Shelby Thompson - 1 (0-1)
3rd: Molly Sturdivant - 29 (9-20), Taylor Adams - 3 (1-2), Katie Byrd - 1 (0-1)
4th: Taylor Adams - 13 (3-10), Taylor Stewart - 11 (5-6), Shelby Thompson - 3 (1-2), Iesha Hill - 3 (0-3), Kelsey Munoz - 2 (0-2), Molly Sturdivant - 1 (1-0)
5th: Taylor Adams - 11 (5-6), Iesha Hill - 8 (2-6), Shelby Thompson - 5 (2-3), Taylor Stewart - 5 (1-4), Kelsey Munoz - 3 (0-3), Molly Sturdivant - 1 (0-1)
6th: Taylor Stewart - 11 (3-8), Shelby Thompson - 11 (3-8), Kelsey Munoz - 5 (2-3), Taylor Adams - 4 (1-3), Iesha Hill - 2 (1-1)
7th: Iesha Hill - 14 (7-7), Shelby Thompson - 9 (2-7), Taylor Adams - 2 (0-2), Taylor Stewart - 2 (0-2), Katie Byrd - 1 (1-0), Jordyn Fick - 1 (0-1), Gaby Olivarria - 1 (0-1), Kayla Sok - 1 (0-1), Alizae Umi - 1 (0-1), Kiera Wright - 1 (0-1)
8th: Megan Smith - 8 (2-6), Alizae Umi - 6 (2-4), Zaria Meshack - 6 (0-6), Jordyn Fick - 4 (2-2), Aris Metcalfe - 4 (2-2), Shelby Thompson - 3 (2-1), Janina Jusay - 1 (0-1), Kiera Wright - 1 (0-1)
9th: Zaria Meshack - 14 (4-10), Janina Jusay - 7 (3-4), Jordyn Fick - 6 (1-5), Aris Metcalfe - 2 (1-1), Alizae Umi - 2 (1-1), Kayla Sok - 2 (0-2)

**MISCELLANEOUS STATS**

**Multi-Hit Games**

Player	2 Hits	3 Hits	4 Hits	5+ Hits	Total
Katie Byrd	7	2	-	-	9
Molly Sturdivant	6	-	-	-	6
Taylor Adams	5	-	-	-	5
Shelby Thompson	5	-	-	-	5
Iesha Hill	3	-	-	-	3
Zaria Meshack	2	-	-	-	2
Megan Smith	2	-	-	-	2
Taylor Stewart	2	-	-	-	2
Janina Jusay	-	1	-	-	1
Kelsey Munoz	1	-	-	-	1
Kiera Wright	1	-	-	-	1
<b>11 Players</b>	<b>34</b>	<b>3</b>	<b>0</b>	<b>0</b>	<b>37</b>

**Multi-RBI Games**

Player	2 RBIs	3 RBIs	4 RBIs	5 RBIs	Total
Molly Sturdivant	-	2	1	-	3
Katie Byrd	1	2	-	-	3
Taylor Stewart	2	-	-	-	2
Taylor Adams	-	1	-	-	1
Shelby Thompson	-	1	-	-	1
Iesha Hill	1	-	-	-	1
<b>6 Players</b>	<b>4</b>	<b>6</b>	<b>1</b>	<b>0</b>	<b>11</b>

**Multi-Run Games**

Player	2 Runs	3 Runs	4 Runs	5 Runs	Total
Katie Byrd	3	-	-	-	3
Shelby Thompson	2	-	-	-	2
Zaria Meshack	1	-	-	-	1
Megan Smith	1	-	-	-	1
Molly Sturdivant	1	-	-	-	1
<b>5 Players</b>	<b>8</b>	<b>0</b>	<b>0</b>	<b>0</b>	<b>8</b>

**Tying RBIs/Runs (a run that ties the game up for SDSU)**

Player	TIE RBIs	TIE Runs	TIE Plays
Katie Byrd	2	1	3
Taylor Adams	2	0	2
Taylor Stewart	1	1	2
Molly Sturdivant	1	1	2
Jordyn Fick	0	2	2
Kiera Wright	0	2	2
Janina Jusay	0	1	1
Aris Metcalfe	0	1	1
<b>8 Players</b>	<b>6</b>	<b>9</b>	<b>15</b>

**Go-Ahead RBIs/Runs (a run that puts SDSU in the lead)**

Player	GA RBIs	GA Runs	GA Plays
Katie Byrd	5	3	8
Molly Sturdivant	5	2	7
Shelby Thompson	1	5	6
Taylor Adams	1	2	3
Megan Smith	1	2	3
Zaria Meshack	1	2	3
Janina Jusay	0	2	2
Aris Metcalfe	0	2	2
Iesha Hill	1	0	1
Alizae Umi	1	0	1
<b>10 Players</b>	<b>16</b>	<b>20</b>	<b>36</b>

**Game-Winning RBIs/Runs (a run that is 1 more than the other team's final score)**

Player	GW RBIs	GW Runs	GW Plays
Katie Byrd	4	2	6
Molly Sturdivant	3	1	4
Shelby Thompson	1	1	2
Janina Jusay	0	2	2
Iesha Hill	1	0	1
Taylor Adams	0	1	1
Zaria Meshack	0	1	1
Aris Metcalfe	0	1	1
Megan Smith	0	1	1
<b>9 Players</b>	<b>9</b>	<b>10</b>	<b>19</b>

**Walk-Off RBIs/Runs (a run that ends the game on that play)**

Player	WO RBIs	WO Runs	WO Plays
<b>0 Players</b>	<b>0</b>	<b>0</b>	<b>0</b>

SEASON HIGHS/CAREER HIGHS

#99 • TAYLOR ADAMS

	Season	Career
Runs	1 - 5 times	1 - 5 times
Hits	2 - 5 times	2 - 5 times
RBI's	3 vs. Fairfield, 3/14	3 vs. Fairfield, 3/14/18
Walks	1 - 4 times	1 - 4 times
Stolen Bases	1 vs. UC Davis, 2/11	1 vs. UC Davis, 2/11/18
Hitting Streak	5 - Feb. 8-11	5 - Feb. 8-11, 2018
Reached Base	11 - Feb. 8-22	11 - Feb. 8-22, 2018

#11 • KATIE BYRD

	Season	Career
Runs	2 - 3 times	3 - 3 times
Hits	3 - 2 times	4 vs. Weber St., 2/12/17
RBI's	3 - 2 times	4 - 4 times
Walks	3 vs. Northwestern, 2/9	3 vs. Northwestern, 2/9/18
Stolen Bases	1 - 3 times	1 - 5 times
Hitting Streak	6 - Feb. 16-24	8 - 2 times
Reached Base	7 - March 3-14	9 - Feb. 25-March 7, 2017

#12 • KONNOR DAHLBERG

	Season	Career
Runs	-	-
Hits	-	-
RBI's	-	-
Walks	-	-
Stolen Bases	-	-
Hitting Streak	-	-
Reached Base	-	-

#26 • JORDYN FICK

	Season	Career
Runs	1 - 2 times	1 - 2 times
Hits	1 - 3 times	1 - 3 times
RBI's	1 vs. Western Mich., 2/9	1 vs. Western Mich., 2/9/18
Walks	2 vs. Notre Dame, 2/23	2 vs. Notre Dame, 2/23/18
Stolen Bases	1 vs. CS Fullerton, 2/18	1 vs. CS Fullerton, 2/18/17
Hitting Streak	2 - Feb. 8-9	2 - Feb. 8-9, 2018
Reached Base	3 - Feb. 8-9	3 - Feb. 8-9, 2018

#19 • ALEX FORMBY

	Season	Career
Innings Pitched	7.0 vs. Northwestern, 2/9	9.0 vs. George Wash., 2/21/15
Strikeouts	9 vs. Northwestern, 2/9	9 vs. Northwestern, 2/9/17
Scoreless IP	23.2 - Feb. 23-March 2	23.2 - Feb. 23-March 2, 2018
Win Streak	4 - Feb. 23-March 2	4 - 2 times

#24 • IESHA HILL

	Season	Career
Runs	1 - 2 times	1 - 2 times
Hits	2 - 3 times	2 - 3 times
RBI's	2 vs. Fairfield, 3/14	2 vs. Fairfield, 3/14/18
Walks	2 vs. UCF, 3/1	2 vs. UCF, 3/1/18
Stolen Bases	1 vs. UCF, 3/1	1 vs. UCF, 3/1/18
Hitting Streak	3 - Feb. 14-16	3 - Feb. 14-16, 2018
Reached Base	7 - March 1-10	7 - March 1-10, 2018

#8 • JANINA JUSAY

	Season	Career
Runs	1 - 3 times	1 - 3 times
Hits	3 vs. UC Davis, 2/11	3 vs. UC Davis, 2/11/18
RBI's	-	-
Walks	1 vs. UCF, 3/1	1 vs. UCF, 3/1
Stolen Bases	1 - 2 times	1 - 2 times
Hitting Streak	2 - Feb. 11-14	2 - Feb. 11-14, 2018
Reached Base	2 - Feb. 11-14	2 - Feb. 11-14, 2018

#14 • KATELYN KEMPTON

	Season	Career
Runs	-	-
Hits	-	-
RBI's	-	-
Walks	-	-
Stolen Bases	-	-
Hitting Streak	-	-
Reached Base	-	-

#10 • JULIE MCDONALD

	Season	Career
Innings Pitched	7.0 vs. Western Mich., 2/9	7.0 - 3 times
Strikeouts	3 vs. Western Mich., 2/9	4 vs. CSUN, 2/27/16
Scoreless IP	10.1 - Feb. 8-10	11.2 - Feb. 16-24, 2017
Win Streak	1 - Feb. 9	1 - 5 times

#2 • ZARIA MESHACK

	Season	Career
Runs	2 vs. Northwestern, 2/9	4 vs. New Mexico, 4/14/17
Hits	2 - 2 times	3 - 10 times
RBI's	1 - 2 times	2 - 4 times
Walks	1 - 7 times	2 vs. Weber St., 2/12/17
Stolen Bases	1 - 4 times	2 - 2 times
Hitting Streak	2 - March 27-29	13 - March 31-April 30, 2017
Reached Base	4 - March 27-current	22 - March 10-April 30, 2017

#00 • ARIS METCALFE

	Season	Career
Runs	1 - 9 times	1 - 39 times
Hits	1 - 2 times	1 - 2 times
RBI's	-	-
Walks	1 vs. Beth.-Cookman, 2/24	1 vs. Beth.-Cookman, 2/24/18
Stolen Bases	2 - 2 times	2 - 3 times
Hitting Streak	1 - 2 times	1 - 2 times
Reached Base	1 - 2 times	1 - 2 times

#33 • MARISSA MORENO

	Season	Career
Innings Pitched	7.0 vs. Liberty, 2/22	7.0 - 2 times
Strikeouts	4 - 5 times	6 vs. Detroit Mercy, 3/7/17
Scoreless IP	16.0 - Feb. 18-23	16.0 - Feb. 18-23, 2018
Win Streak	2 - Feb. 17-22	4 - 2 times

#26 • KELSEY MUNOZ

	Season	Career
Runs	1 - 2 times	1 - 2 times
Hits	2 vs. Northwestern, 2/9	1 vs. Northwestern, 2/9/18
RBI's	-	-
Walks	1 vs. Georgia, 2/8	1 vs. Georgia, 2/8/18
Stolen Bases	-	-
Hitting Streak	3 - 2 times	3 - 2 times
Reached Base	3 - 2 times	3 - 2 times

#3 • GABY OLIVARRIA

	Season	Career
Runs	-	-
Hits	1 at Cal St. Fullerton, 3/11	1 at Cal St. Fullerton, 3/11/18
RBI's	-	-
Walks	-	-
Stolen Bases	-	-
Hitting Streak	1 - March 11-current	1 - March 11, 2018-current
Reached Base	1 - March 11-current	1 - March 11, 2018-current

#4 • KRISTEN PARKER

	Season	Career
Runs	-	1 - 12 times
Hits	-	-
RBI's	-	-
Walks	-	-
Stolen Bases	-	-
Hitting Streak	-	-
Reached Base	-	-

#43 • JENAVEE PERES

	Season	Career
Runs	-	5 vs. Oklahoma St., 2/24/17
Hits	-	4 vs. Oklahoma St., 2/24/17
RBI's	-	6 - 2 times
Walks	-	2 - 4 times
Stolen Bases	-	2 vs. Boston Univ., 3/3/17
Hitting Streak	-	18 - March 31, 2017-current
Reached Base	-	18 - March 31, 2017-current

#28 • ANNA SHERBURNE

	Season	Career
Runs	-	-
Hits	-	-
RBI's	-	-
Walks	-	-
Stolen Bases	-	-
Hitting Streak	-	-
Reached Base	-	-

#1 • MEGAN SMITH

	Season	Career
Runs	2 at Cal St. Fullerton, 3/11	3 at Utah St., 4/30/17
Hits	2 - 2 times	2 - 2 times
RBI's	1 - 3 times	1 - 6 times
Walks	2 at Long Beach St., 3/10	2 at Long Beach St., 3/10/18
Stolen Bases	-	1 at Utah St., 4/30/17
Hitting Streak	2 - 2 times	3 - April 29-May 5, 2017
Reached Base	7 - Feb. 22-March 18	7 - Feb. 22-March 18, 2018

#7 • KAYLA SOK

	Season	Career
Runs	-	-
Hits	-	-
RBI's	-	-
Walks	1 vs. Georgia, 2/8	1 vs. Georgia, 2/8/18
Stolen Bases	1 vs. Georgia, 2/8	1 vs. Georgia, 2/8/18
Hitting Streak	-	-
Reached Base	1 - Feb. 8	1 - Feb. 8, 2018

#21 • TAYLOR STEWART

	Season	Career
Runs	1 - 3 times	2 - 3 times
Hits	2 - 2 times	4 vs. Oklahoma St., 2/24/17
RBI's	2 - 2 times	3 - 4 times
Walks	1 - 9 times	3 vs. Canisius, 2/12/15
Stolen Bases	-	-
Hitting Streak	4 - 2 times	7 - 2 times
Reached Base	6 - Feb. 17-24, 2018	10 - April 18-May 15, 2015

#31 • MOLLY STURDIVANT

	Season	Career
Runs	2 vs. Western Mich., 2/9	3 at New Mexico, 5/6/16
Hits	2 - 6 times	4 vs. Oklahoma St., 2/24/17
RBI's	4 vs. Liberty, 2/22	4 - 2 times
Walks	1 - 9 times	3 vs. Ohio State, 3/16/16
Stolen Bases	-	-
Hitting Streak	8 - Feb. 14-23	11 - Feb. 12-March 2, 2017
Reached Base	8 - Feb. 14-23	19 - Feb. 12-March 11, 2017

#20 • SHELBY THOMPSON

	Season	Career
Runs	2 - 2 times	2 - 7 times
Hits	2 - 5 times	3 - 3 times
RBI's	3 vs. Fairfield, 3/14	4 - 2 times
Walks	1 - 5 times	2 - 2 times
Stolen Bases	1 - 4 times	1 - 10 times
Hitting Streak	3 - Feb. 22-23	5 - May 6-13, 2017
Reached Base	4 - 2 times	12 - April 29, 2017-Feb. 9, 2018

#15 • ALIZAE UMI

	Season	Career
Runs	1 vs. Minnesota, 3/2	1 vs. Minnesota, 3/2/18
Hits	1 - 2 times	1 - 2 times
RBI's	1 - 2 times	1 - 2 times
Walks	1 - 2 times	1 - 2 times
Stolen Bases	-	-
Hitting Streak	1 - 2 times	1 - 2 times
Reached Base	3 - Feb. 16-23	2 - Feb. 16-23, 2018

#22 • KIERA WRIGHT

	Season	Career
Runs	1 - 7 times	3 - 2 times
Hits	2 vs. Boise St. 3/31	3 - 2 times
RBI's	-	1 - 8 times
Walks	1 - 7 times	1 - 13 times
Stolen Bases	1 - 3 times	2 - 2 times
Hitting Streak	4 - 2 times	11 - Feb. 11-March 2, 2017
Reached Base	7 - Feb. 9-22	12 - Feb. 11-March 2, 2017

2018 HOME RUNS

No.	Player	Gm#	Total	Date	Opponent	On	Inning	Outs	Count
1	Molly Sturdivant	3	1	Feb. 9	vs. Western Michigan	0	4	0	1-0
2	Molly Sturdivant	3	2	Feb. 9	vs. Western Michigan	1	5	1	1-2
3	Taylor Stewart	6	1	Feb. 11	vs. UC Davis	1	4	2	3-1
4	Molly Sturdivant	10	3	Feb. 17	North Dakota State	2	3	2	0-0
5	Molly Sturdivant	12	4	Feb. 22	vs. Liberty	3	2	2	1-0
6	Shelby Thompson	26	1	March 14	vs. Fairfield	2	1	2	1-0
7	Taylor Stewart	27	2	March 16	at San Jose State	1	7	2	N/A
8	Taylor Adams	28	1	March 17	at San Jose State	0	6	1	3-2

**LEADOFF HOMERS (0):**

**BACK-TO-BACK HOMERS (0):**

**GRAND SLAMS (1):** Molly Sturdivant vs. Liberty (Feb. 22)

**PINCH-HIT HOMERS (0):**

**WALK-OFF HOMERS (0):**

**MULTI-HOMER GAMES (1):** Molly Sturdivant vs. Western Michigan (Feb. 9)

**SDSU Home Run Team Records**

2015	63
2012	58
2017	45
2013	45

**2018 SDSU Home Runs By the Number**

Record when hitting 1+ home runs	4-3
Record when hitting 2+ home runs	1-0
Record when hitting 3+ home runs	0-0
Record when homerless	6-20

**2018 SDSU Top Home Run Games**

Feb. 9 vs. Western Michigan	2
Feb. 11 vs. UC Davis	1
Feb. 17 vs. North Dakota State	1
Feb. 22 vs. Liberty	1
March 14 vs. Fairfield	1
March 16 at San Jose State	1
March 17 at San Jose State	1

**2018 SDSU Individual Top HR Games**

Molly Sturdivant vs. Western Michigan (Feb. 9)	2
Taylor Stewart vs. UC Davis (Feb. 11)	1
Molly Sturdivant vs. North Dakota St. (Feb. 17)	1
Molly Sturdivant vs. Liberty (Feb. 22)	1
Shelby Thompson vs. Fairfield (March 14)	1
Taylor Stewart at San Jose State (March 16)	1
Taylor Adams at San Jose State (March 17)	1

**2018 SDSU Home Run Breakdown**

at home	1
on road	2
neutral	5
vs. non-MW	6
vs. MW	2
solo	2
two-run	3
three-run	2
grand slam	1
1st inning	1
2nd inning	1
3rd inning	1
4th inning	2
5th inning	1
6th inning	1
7th inning	1
with no outs	2
with one out	1
with two outs	5
0-0	1
1-0	3
2-0	0
3-0	0
0-1	0
1-1	0
2-1	0
3-1	1
0-2	0
1-2	1
2-2	0
3-2	1
N/A	1

**AZTEC SEASON RECORDS** (***BOLD** indicates happened this season; ♦ indicates happened in Van Wyk era*)

**OFFENSIVE RECORDS**

▷ **BATTING AVG.** (*min. 100 AB*)

1.	♦Jenavee Peres (2017)	.454
2.	♦Hayley Miles (2012)	.429
3.	♦Zaria Meshack (2017)	.41497
4.	♦Lorena Bauer (2015)	.41478
5.	♦Kayla Jordan (2015)	.414
6.	♦Lorena Bauer (2013)	.401
7.	♦Kellie Nordhagen (2000)	.389
8.	♦Erin Floros (2006)	.388
9.	♦Jessica Camello (2010)	.387
10.	♦Brittany Knudsen (2007)	.386

▷ **ON-BASE PCT.** (*min. 100 AB*)

1.	♦Patrice Jackson (2014)	.523
2.	♦Hayley Miles (2012)	.519
3.	♦Sydnee Cable (2014)	.515
4.	♦Jenavee Peres (2017)	.492
5.	♦Kayla Jordan (2015)	.489
6.	♦Lorena Bauer (2015)	.488
7.	♦Molly Sturdivant (2017)	.482
8.	♦Erin Floros (2006)	.467
9.	♦Brittany Knudsen (2007)	.464
10.	♦Lorena Bauer (2013)	.462

▷ **SLUGGING PCT.** (*min. 100 AB*)

1.	♦Hayley Miles (2012)	.909
2.	♦Jenavee Peres (2017)	.840
3.	♦Lorena Bauer (2015)	.835
4.	♦Patrice Jackson (2013)	.770
5.	♦Lorena Bauer (2013)	.766
6.	♦Patrice Jackson (2014)	.740
7.	♦Lorena Bauer (2012)	.683
8.	♦Molly Sturdivant (2017)	.664
9.	♦Kayla Jordan (2015)	.660
10.	♦Lorena Bauer (2011)	.633

▷ **OPS PCT. (OB% + SLG%)** (*min. 100 AB*)

1.	♦Hayley Miles (2012)	1.428
2.	♦Jenavee Peres (2017)	1.332
3.	♦Lorena Bauer (2015)	1.323
4.	♦Patrice Jackson (2014)	1.263
5.	♦Lorena Bauer (2013)	1.228
6.	♦Patrice Jackson (2013)	1.226
7.	♦Kayla Jordan (2015)	1.149
8.	♦Molly Sturdivant (2017)	1.146
9.	♦Lorena Bauer (2012)	1.053
10.	♦Erin Floros (2006)	1.025

▷ **GAMES PLAYED**

1.	Barbara Mays (1985)	71
2.	Shannon Mason (1985)	70
3.	Joanne Vilarino (1985)	68
4.	Katy Murphy (1985)	67
5.	♦Sarah Hershman (2001)	65
	♦Janna Kovensky (2001)	65
	♦Kellie Nordhagen (2001)	65
9.	Lori Turken (1985)	65
	♦Tiffany Goudy (2002)	64
	♦Sarah Hershman (2002)	64
	♦Janna Kovensky (2002)	64
	♦Kelcy Murphy (2002)	64
	♦Tiffany Goudy (2001)	64
	Lisa Michie (1985)	64

▷ **GAMES STARTED** (*since 1991*)

1.	♦Janna Kovensky (2001)	65
2.	♦Tiffany Goudy (2002)	64
	♦Sarah Hershman (2002)	64
	♦Tiffany Goudy (2001)	64
	♦Kellie Nordhagen (2001)	64
6.	♦Janna Kovensky (2002)	63
	♦Kelcy Murphy (2002)	63
	♦Kellie Nordhagen (2002)	63
	♦Sarah Hershman (2001)	63
10.	♦Erin Floros (2008)	61
	♦Brittany Knudsen (2008)	61
	♦Tamani Wells (2008)	61
	♦Kellie Nordhagen (2000)	61

▷ **AT BATS**

1.	Barb Mays (1985)	237
2.	♦Kellie Nordhagen (2001)	218
3.	♦Kellie Nordhagen (2002)	212
4.	♦Kellie Nordhagen (2000)	208
5.	♦Tiffany Goudy (2001)	201
6.	♦Tonye McCorkle (2008)	197
7.	♦Janna Kovensky (2002)	195
8.	♦Tamani Wells (2008)	194
	♦Kelley Santa Cruz (1997)	194
10.	♦Tiffany Goudy (2002)	193
	♦Janna Kovensky (2001)	193

▷ **RUNS**

1.	♦Kayla Jordan (2015)	63
2.	♦Hayley Miles (2012)	62
3.	♦Jenavee Peres (2017)	56
4.	♦Katie Byrd (2017)	42
5.	♦Tiffany Goudy (2002)	41
6.	♦Lorena Bauer (2015)	40
	♦Kellie Nordhagen (2000)	40
8.	♦Kayla Jordan (2013)	39
	♦Brittany Knudsen (2008)	39
	♦Brittany Knudsen (2007)	39

▷ **HITS**

1.	♦Kellie Nordhagen (2000)	81
2.	♦Kayla Jordan (2015)	79
3.	♦Hayley Miles (2012)	75
	♦Kellie Nordhagen (2001)	75
5.	♦Jenavee Peres (2017)	74
6.	♦Lorena Bauer (2015)	73
7.	♦Tiffany Goudy (2002)	70
8.	♦Lorena Bauer (2013)	67
	♦Kellie Nordhagen (2002)	67
10.	♦Samantha Camello (2016)	65

▷ **EXTRA-BASE HITS**

1.	♦Hayley Miles (2012)	42
2.	♦Lorena Bauer (2015)	35
3.	♦Lorena Bauer (2013)	33
4.	♦Jenavee Peres (2017)	29
	♦Patrice Jackson (2013)	29
6.	♦Kayla Jordan (2015)	28
7.	♦Patrice Jackson (2014)	27
8.	♦Lorena Bauer (2011)	25
9.	♦Molly Sturdivant (2017)	22
	♦Patrice Jackson (2012)	22

▷ **SINGLES**

1.	♦Kellie Nordhagen (2000)	64
2.	♦Kellie Nordhagen (2001)	63
3.	♦Tamani Wells (2008)	61
4.	♦Zaria Meshack (2017)	59
5.	♦Joann Figueroa (2002)	55
6.	♦Kellie Nordhagen (2002)	54
7.	♦Brittany Knudsen (2007)	52
	♦Joann Figueroa (2003)	52
9.	♦Tiffany Goudy (2001)	51
	♦Janna Kovensky (2004)	51
	♦Erin Mahoney (2003)	51

▷ **DOUBLES**

1.	♦Hayley Miles (2012)	20
2.	♦Kayla Jordan (2015)	18
	♦Lorena Bauer (2013)	18
4.	♦Katie Byrd (2017)	16
5.	♦Lorena Bauer (2015)	15
6.	♦Molly Sturdivant (2017)	14
	♦Tiffany Goudy (2002)	14
	♦Kellie Nordhagen (2000)	14
	Shanon Pouelsen (1994)	14
10.	♦Samantha Camello (2016)	13
	♦Brittany Knudsen (2009)	13
	♦Erin Floros (2006)	13
	♦Meagan Hartung (2004)	13

▷ **TRIPLES**

1.	♦Kayla Jordan (2013)	6
2.	♦Kayla Jordan (2012)	5
	Shanon Pouelsen (1993)	5
	Stacy Goff (1987)	5
5.	♦Lindsey Marquez (2011)	4
	♦Tonye McCorkle (2009)	4
	♦Tonye McCorkle (2008)	4
	♦Tamani Wells (2007)	4
	♦Tiffany Goudy (2002)	4
	♦Kelcy Murphy (2002)	4
	Six others tied at	4

▷ **HOME RUNS**

1.	♦Hayley Miles (2012)	20
2.	♦Lorena Bauer (2015)	19
3.	♦Patrice Jackson (2013)	18
4.	♦Patrice Jackson (2014)	17
5.	♦Jenavee Peres (2017)	16
6.	♦Lorena Bauer (2011)	15
7.	♦Lorena Bauer (2013)	13
	♦Lorena Bauer (2012)	13
9.	♦Patrice Jackson (2012)	11
10.	♦Jenavee Peres (2016)	9
	♦Kayla Jordan (2015)	9
	♦Jenavee Peres (2015)	9

▷ **RUNS BATTED IN**

1.	♦Lorena Bauer (2015)	67
2.	♦Jenavee Peres (2017)	60
3.	♦Patrice Jackson (2014)	49
	♦Lorena Bauer (2013)	49
	♦Hayley Miles (2012)	49
6.	♦Jenavee Peres (2015)	48
	♦Patrice Jackson (2013)	48
	♦Lorena Bauer (2011)	48
9.	♦Molly Sturdivant (2017)	45
10.	♦Sydnee Cable (2017)	43

▷ **TOTAL BASES**

1.	♦Hayley Miles (2012)	159
2.	♦Lorena Bauer (2015)	147
3.	♦Jenavee Peres (2017)	137
4.	♦Lorena Bauer (2013)	128
5.	♦Kayla Jordan (2015)	126
6.	♦Patrice Jackson (2013)	124
7.	♦Patrice Jackson (2014)	114
8.	♦Kayla Jordan (2013)	102
	♦Kellie Nordhagen (2000)	102
10.	Trish Mang (1987)	99

▷ **WALKS**

1.	♦Patrice Jackson (2014)	59
2.	♦Hayley Miles (2014)	37
3.	♦Sydnee Cable (2014)	36
4.	♦Hayley Miles (2012)	34
5.	♦Molly Sturdivant (2017)	30
6.	♦Brittany Knudsen (2009)	28
	♦Meagan Hartung (2004)	28
	♦Anne Marie Risquez (1998)	28
9.	♦Hayley Miles (2015)	27
	♦Patrice Jackson (2013)	27
	♦Brittany Knudsen (2008)	27

▷ **TIMES HIT BY PITCH** (*since 1981*)

1.	♦Sydnee Cable (2014)	14
2.	♦Amber Grahman (2002)	8
3.	♦Sydnee Cable (2016)	6
	♦Kristen Carranza (2005)	6
	♦Tashie Aguinaga (2001)	6
	Robin Long (1989)	6
7.	♦Jenavee Peres (2017)	5
	♦Sam Vlot (2016)	5
	♦Sydnee Cable (2015)	5
	♦Kayla Jordan (2015)	5
	♦Jenavee Peres (2015)	5
	♦Hayley Miles (2011)	5
	♦Monica Alnes (2010)	5
	♦Meagan Hartung (2006)	5
	♦Megan McDonald (2006)	5
	♦Megan McDonald (2005)	5

▷ **STOLEN BASES**

1.	♦Gina Punaro (1997)	32
2.	♦Tamani Wells (2008)	25
	♦Kelley Santa Cruz (1997)	25
4.	♦Kelley Santa Cruz (1996)	23
5.	♦Kayla Jordan (2015)	21
	♦Dominique Dinner (2014)	21
7.	♦Kayla Jordan (2014)	20
	♦Tami Simpson (1999)	20
	Jennifer Hambly (1993)	20
10.	♦Sarah Hershman (2002)	19
	♦Janna Kovensky (2002)	19

▷ **STOLEN BASE %** (*since '83; min. 8 att*)

1.	Lori Turken (1982)	1.000 (18/18)
	♦Janna Kovensky (2004)	1.000 (17/17)
	♦ <b>Aris Metcalfe (2018)</b>	<b>1.000 (8/8)</b>
	♦Jen Wisneski (2011)	1.000 (8/8)
	♦Tami Simpson (1998)	1.000 (8/8)
6.	♦Stefanie Quichocho-Rosario (2007)	.938
7.	♦Brittany Knudsen (2008)	.923
	♦Meagan Hartung (2006)	.923
9.	♦Kelley Santa Cruz (1996)	.920
10.	♦Tonye McCorkle (2009)	.917
	Tracy Stowe (1992)	.917

▷ **SACRIFICE HITS**

1.	Joanne Vilarino (1985)	28
2.	Tracy Stowe (1992)	25
3.	♦Tamani Wells (2008)	23
4.	♦Joann Figueroa (2002)	21
5.	♦Sarah Hershman (2001)	19
6.	♦Anne Marie Risquez (1997)	18
	Tracy Stowe (1991)	18
	Cindy Moser (1984)	18
9.	♦Bree Boyer (2004)	16
	♦Erin Mahoney (2004)	16
	♦Sarah Hershman (2002)	16

▷ **SACRIFICE FLIES** (*since 1983*)

1.	♦Jenavee Peres (2017)	5
	♦Molly Sturdivant (2017)	5
	♦Molly Sturdivant (2016)	5
	Robin Long (1987)	5
5.	♦Sydnee Cable (2017)	4
	♦Jaylene Ignacio (2017)	4
	♦Lindsey Marquez (2008)	4
	♦Kelly Bunker (1999)	4
9.	♦Taylor Stewart (2017)	3
	♦Jenavee Peres (2015)	3
	♦Patrice Jackson (2013)	3
	♦Kamerin May (2013)	3
	♦Patrice Jackson (2012)	3
	♦Lorena Bauer (2011)	3
	♦Justeen Maevea (2010)	3
	♦Taryin Casillas (2007)	3
	♦Joann Figueroa (2004)	3
	♦Janna Kovensky (2002)	3
	♦Tashie Aguinaga (2000)	3
	♦Erryn Gutjahr (1999)	3
	Stephanie Chapel (1990)	3

▷ **AB/STRIKEOUT** (*since '81; min. 100 AB*)

1.	Trish Mang (1988)	124.00
2.	Trish Mang (1987)	61.00
3.	♦Jackie Eigner (1998)	51.00
4.	Jennifer Hambly (1992)	36.00
5.	Jennifer Woolery (1994)	33.25
6.	Julie Caldwell (1989)	31.20
7.	♦Tamani Wells (2007)	29.50
8.	♦Erin Floros (2009)	28.75
9.	♦Vanessa Villegas (2000)	25.60
10.	Barbara Mays (1986)	24.29

AZTEC SEASON RECORDS CONTINUED

PITCHING RECORDS

▷ **WINS**

1. ♦Erica Romero (2015) 36
2. ♦Danielle O'Toole (2014) 31
3. ♦Christina Ross (2008) 30
  - ♦Sandra Durazo (2001) 30
4. ♦Samantha Beasley (2010) 29
6. ♦Sandra Durazo (2000) 25
7. ♦Christina Ross (2007) 23
8. ♦Rebecca Arbino (2013) 21
9. ♦Bailey Micetich (2011) 20
- ♦Bre DeSanta (2002) 20

▷ **WIN PCT. (min. 12 decisions)**

1. ♦Celena Velasquez (2004) .762
2. ♦Danielle O'Toole (2014) .756
3. ♦Bre DeSanta (2003) .750
4. ♦Bailey Micetich (2009) .731
5. ♦Samantha Beasley (2010) .725
6. ♦Bre DeSanta (2002) .690
7. ♦Christina Ross (2008) .682
8. ♦Bailey Micetich (2012) .680
9. ♦Erica Romero (2015) .679
10. ♦Sandra Durazo (2000) .676

▷ **EARNED RUN AVG. (min. 80 IP)**

1. Patty Mackey (1983) 0.33
2. Robyn Reid (1984) 0.45
3. Lisa Perettie (1991) 0.71
4. Patty Mackey (1982) 0.72
5. Robyn Reid (1983) 0.78
6. ♦Christina Ross (2008) 1.00
7. Patty Mackey (1980) 1.01
8. Robyn Reid (1985) 1.08
9. Lori Thompson (1985) 1.13
10. ♦Bre DeSanta (2003) 1.15

▷ **APPEARANCES**

1. ♦Erica Romero (2015) 56
2. ♦Christina Ross (2008) 52
3. ♦Danielle O'Toole (2014) 48
4. ♦Sandra Durazo (2001) 47
5. ♦Bre DeSanta (2002) 46
  - ♦Sandra Durazo (2000) 46
7. ♦Samantha Beasley (2010) 45
  - ♦Christina Ross (2007) 45
9. ♦Rebecca Arbino (2013) 42
  - ♦Bailey Micetich (2011) 42
  - ♦Celena Velasquez (2005) 42

▷ **GAMES STARTED**

1. ♦Erica Romero (2015) 47
2. ♦Sandra Durazo (2001) 40
3. ♦Christina Ross (2008) 38
4. ♦Danielle O'Toole (2014) 36
5. Lisa Michie (1986) 34
6. ♦Samantha Beasley (2010) 33
  - ♦Christina Ross (2007) 33
- Michelle Wesson (1990) 33
9. Karen McCormick (1992) 31
  - Heidi Urban (1987) 31
  - Robyn Reid (1985) 31

▷ **COMPLETE GAMES**

1. ♦Sandra Durazo (2001) 35
2. ♦Christina Ross (2008) 31
3. Lisa Michie (1986) 30
4. ♦Erica Romero (2015) 28
  - Michelle Wesson (1990) 28
6. ♦Danielle O'Toole (2014) 26
  - Heidi Urban (1987) 26
  - Robyn Reid (1985) 26
9. ♦Christina Ross (2007) 25
10. Karen McCormick (1993) 24
  - MarQuessa Penrod (1993) 24
  - Karen McCormick (1992) 24

▷ **SOLO SHUTOUTS (since 1999)**

1. ♦Samantha Beasley (2010) 11
2. ♦Celena Velasquez (2005) 10
3. ♦Christina Ross (2008) 9
  - ♦Christina Ross (2007) 9
  - ♦Sandra Durazo (2001) 9
6. ♦Bre DeSanta (2003) 8
7. ♦Danielle O'Toole (2014) 7
  - ♦Samantha Beasley (2009) 7
  - ♦Bailey Micetich (2009) 7
10. ♦Bailey Micetich (2012) 6

▷ **TOTAL SHUTOUTS**

1. ♦Samantha Beasley (2010) 14
  - ♦Christina Ross (2008) 14
3. ♦Celena Velasquez (2005) 12
4. ♦Danielle O'Toole (2014) 11
  - ♦Samantha Beasley (2009) 11
  - ♦Bailey Micetich (2009) 11
7. ♦Bre DeSanta (2003) 10
  - ♦Sandra Durazo (2001) 10
  - Michelle Wesson (1990) 10
10. ♦Rebecca Arbino (2013) 9
  - ♦Christina Ross (2007) 9

▷ **SAVES**

1. ♦Samantha Beasley (2009) 6
  - ♦Celena Velasquez (2005) 6
  - ♦Bre DeSanta (2002) 6
4. ♦Alex Formby (2017) 5
  - ♦Alex Formby (2016) 5
  - ♦Celena Velasquez (2004) 5
7. ♦Rebecca Arbino (2012) 4
8. ♦Samantha Beasley (2011) 3
  - ♦Bailey Micetich (2010) 3
  - ♦Renaeh Mohamed (1997) 3

▷ **INNINGS PITCHED**

1. ♦Erica Romero (2015) 318.2
2. ♦Sandra Durazo (2001) 297.1
3. ♦Christina Ross (2008) 293.2
4. ♦Danielle O'Toole (2014) 256.2
5. Lisa Michie (1986) 253.0
6. ♦Samantha Beasley (2010) 240.0
7. Michelle Wesson (1990) 237.0
8. ♦Christina Ross (2007) 228.2
9. ♦Sandra Durazo (2000) 224.1
10. Karen McCormick (1992) 219.1

▷ **STRIKEOUTS**

1. ♦Samantha Beasley (2010) 354
2. ♦Christina Ross (2008) 275
3. ♦Samantha Beasley (2009) 227
4. ♦Celena Velasquez (2005) 211
5. ♦Sandra Durazo (2001) 203
6. ♦Rebecca Arbino (2013) 201
  - ♦Christina Ross (2007) 201
8. ♦Bre DeSanta (2003) 199
9. ♦Bailey Micetich (2012) 198
10. ♦Danielle O'Toole (2014) 196

▷ **K'S PER 7 INNINGS (min. 80 IP)**

1. ♦Samantha Beasley (2010) 10.32
2. ♦Melissa Owens (2007) 8.66
3. ♦Samantha Beasley (2009) 8.45
4. ♦Bailey Micetich (2012) 8.30
5. ♦Bre DeSanta (2003) 7.90
6. ♦Celena Velasquez (2005) 7.83
7. ♦Samantha Beasley (2011) 7.62
8. ♦Cori Janelli (2004) 6.941
9. ♦Bailey Micetich (2009) 6.936
10. ♦Celena Velasquez (2006) 6.80

▷ **WALKS PER 7 INNINGS (min. 80 IP)**

1. ♦Cori Janelli (2004) 0.57
2. Robyn Reid (1984) 0.65
3. ♦Celena Velasquez (2005) 0.78
4. Vicki Bence (1986) 0.826
5. ♦Celena Velasquez (2003) 0.833
6. Sara Ahern (1990) 0.86
7. ♦Renaeh Mohamed (1997) 0.90
8. Patty Mackey (1983) 0.96
9. ♦Celena Velasquez (2004) 1.05
10. ♦Lisa Gonzales (1997) 1.07

▷ **K/BB RATIO (min. 80 IP)**

1. ♦Celena Velasquez (2005) 10.05
2. ♦Cori Janelli (2004) 8.50
3. Robyn Reid (1984) 8.21
4. ♦Bailey Micetich (2012) 6.60
5. ♦Celena Velasquez (2003) 6.53
6. ♦Samantha Beasley (2010) 6.10
7. ♦Rebecca Arbino (2013) 5.91
8. ♦Melissa Owens (2007) 5.33
9. ♦Bailey Micetich (2009) 5.14
10. ♦Celena Velasquez (2004) 4.81

▷ **OPP. AVG. (min. 80 IP) (since 1991)**

1. ♦Samantha Beasley (2010) .173
2. ♦Celena Velasquez (2005) .1740
3. ♦Bre DeSanta (2003) .1744
4. Lisa Perettie (1991) .189
5. ♦Samantha Beasley (2009) .203
6. ♦Bre DeSanta (2002) .205
7. ♦Christina Ross (2008) .206
8. Michelle Wesson (1991) .207
9. ♦Alex Formby (2018) .214
10. ♦Cori Janelli (2004) .215

▷ **HITS PER 7 INNINGS (min. 80 IP)**

1. Lori Thompson (1985) 4.04
2. ♦Bre DeSanta (2003) 4.12
3. Patty Mackey (1982) 4.15
4. Robyn Reid (1983) 4.23
5. Patty Mackey (1983) 4.257
6. Robyn Reid (1985) 4.260
7. Robyn Reid (1984) 4.372
8. ♦Samantha Beasley (2010) 4.375
9. ♦Celena Velasquez (2005) 4.378
10. Mya Sanders (1981) 4.49

▷ **WHIP (Walks+Hits/IP) (min. 80 IP)**

1. Robyn Reid (1984) 0.718
2. ♦Celena Velasquez (2005) 0.737
3. Patty Mackey (1983) 0.744
4. Lori Thompson (1985) 0.785
5. Patty Mackey (1982) 0.788
6. Robyn Reid (1983) 0.791
7. Robyn Reid (1985) 0.806
8. Lisa Perettie (1991) 0.854
9. Lisa Mackey (1980) 0.862
10. ♦Samantha Beasley (2010) 0.867

DEFENSIVE RECORDS

▷ **FIELDING % (since '81, min. 120 chances)**

1. ♦Erin Floros (2009) 1.000 (281 ch.)
- ♦Danielle Touhey (2003) 1.000 (251 ch.)
3. Debbie Burford (1991) .998
4. ♦Taylor Adams (2018) .9954
5. ♦Danielle Touhey (2005) .9952
6. ♦Kristin May (2010) .9941
7. ♦Amber Grahman (2003) .9940
8. Kathy Benson (1981) .9938
9. ♦Erin Floros (2006) .9932
10. ♦Kristina Kirk (2000) .9925

▷ **CHANCES (since 1981)**

1. Anna Mendez (1990) 594
2. Stacy Goff (1987) 589
3. Leslie Lung (1989) 577
4. ♦Summer Ehrsam (2002) 517
5. ♦Erryn Gutjahr (1997) 506
6. ♦Jacque Vaca (2003) 458
7. Joanne Vilarino (1985) 457
8. ♦Summer Ehrsam (2001) 449
9. Debbie Burford (1991) 424
- Leslie Lung (1988) 424

▷ **PUTOUTS (since 1981)**

1. Anna Mendez (1990) 547
2. Leslie Lung (1989) 532
3. Stacy Goff (1987) 526
4. ♦Summer Ehrsam (2002) 465
5. ♦Erryn Gutjahr (1997) 455
6. ♦Jacque Vaca (2003) 404
7. Debbie Burford (1991) 402
8. ♦Summer Ehrsam (2001) 393
9. Leslie Lung (1988) 388
10. ♦Juseteen Maeva (2012) 387

▷ **ASSISTS (since 1981)**

1. ♦Tashie Aguinaga (2001) 201
- Barbara Mays (1986) 201
3. Julie Myers (1990) 197
4. Kellie Eldredge (1987) 189
5. ♦Jackie Eigner (1997) 184
6. ♦Kelcy Murphy (2002) 179
7. Trish Mang (1987) 173
8. ♦Joann Figueroa (2002) 154
9. Jennifer Drobach (1989) 150
10. ♦Kelcy Murphy (2003) 144

▷ **CAUGHT STEALING BY (Since 2000)**

1. ♦Megan McDonald (2007) 18
2. ♦Brooke Johnson (2000) 14
  - ♦Jenavee Peres (2015) 14
  - ♦Kristin May (2013) 14
5. ♦Megan McDonald (2008) 11
  - ♦Erin Floros (2007) 11
  - ♦Erin Floros (2006) 11
8. ♦Eva Sahatdjian (2011) 7
  - ♦Danielle Touhey (2004) 7
  - ♦Amber Grahman (2002) 7

▷ **CAUGHT STEALING % (min. 8 att) (since '00)**

1. ♦Erin Floros (2006) .579
2. ♦Erin Floros (2007) .524
3. ♦Traci Wolf (2009) .500
  - ♦Megan McDonald (2007) .500
5. ♦Jenavee Peres (2015) .452
6. ♦Amber Grahman (2003) .387
7. ♦Erin Floros (2009) .375
8. ♦Danielle Touhey (2002) .364
9. ♦Megan McDonald (2008) .355
10. ♦Brooke Johnson (2000) .318

**AZTEC CAREER RECORDS** (**BOLD** indicates 2018 player; ♦ indicates happened in Van Wyk era)

**OFFENSIVE RECORDS**

▷ **BATTING AVG.** (min. 250 AB)

1. ♦ <b>Jenavee Peres (2015-)</b>	.409
2. Trish Mang (1987-88)	.358
3. ♦ <b>Zaria Meshack (2015-)</b>	.354
4. ♦ Lorena Bauer (2011-13, 15)	.351
5. ♦ Justeen Maeva (2010-12)	.345
6. ♦ Brittany Knudsen (2007-10)	.343
7. ♦ Kayla Jordan (2012-15)	.342
8. ♦ Kellie Nordhagen (1999-02)	.336
9. ♦ Erin Floros (2006-09)	.331
10. ♦ Sydnee Cable (2014-17)	.330

▷ **ON-BASE PCT.** (min. 250 AB)

1. ♦ <b>Jenavee Peres (2015-)</b>	.466
2. ♦ Hayley Miles (2011-12, 14-15)	.442
3. ♦ Brittany Knudsen (2007-10)	.433
4. Trish Mang (1987-88)	.431
5. ♦ Sydnee Cable (2014-17)	.428
6. ♦ Patrice Jackson (2010, 12-14)	.426
7. ♦ Lorena Bauer (2011-13, 15)	.411
8. ♦ Kayla Jordan (2012-15)	.408
9. ♦ Erin Floros (2006-09)	.408
10. ♦ Justeen Maeva (2010-12)	.406

▷ **SLUGGING PCT.** (min. 250 AB)

1. ♦ <b>Jenavee Peres (2015-)</b>	.743
2. ♦ Lorena Bauer (2011-13, 15)	.737
3. ♦ Patrice Jackson (2010, 12-14)	.641
4. ♦ Hayley Miles (2011-12, 14-15)	.598
5. Trish Mang (1987-88)	.541
6. ♦ <b>Molly Sturdivant (2016-)</b>	.532
7. ♦ Justeen Maeva (2010-12)	.524
8. ♦ Kayla Jordan (2012-15)	.519
9. ♦ Brittany Knudsen (2007-10)	.468
10. ♦ Sydnee Cable (2014-17)	.461

▷ **OPS PCT. (OB% + SLG%)** (min. 250 AB)

1. ♦ <b>Jenavee Peres (2015-)</b>	1.209
2. ♦ Lorena Bauer (2011-13, 15)	1.148
3. ♦ Patrice Jackson (2010, 12-14)	1.067
4. ♦ Hayley Miles (2011-12, 14-15)	1.040
5. Trish Mang (1987-88)	.972
6. ♦ <b>Molly Sturdivant (2016-)</b>	.932
7. ♦ Justeen Maeva (2010-12)	.930
8. ♦ Kayla Jordan (2012-15)	.927
9. ♦ Brittany Knudsen (2007-10)	.900
10. ♦ Sydnee Cable (2014-17)	.889

▷ **GAMES PLAYED**

1. ♦ Janna Kovensky (2001-04)	249
2. ♦ Sarah Hershman (1999-02)	235
3. ♦ Kellie Nordhagen (1999-02)	231
4. ♦ Joann Figueroa (2001-04)	226
5. ♦ Hayley Miles (2011-12, 14-15)	223
6. ♦ Kayla Jordan (2012-15)	222
7. ♦ Brittany Knudsen (2007-10)	220
8. ♦ Erryn Gutjahr (1996-99)	220
9. Stephanie Chapel (1990-93)	219
10. ♦ Jen Wisneski (2008-11)	217

▷ **GAMES STARTED** (since 1991)

1. ♦ Janna Kovensky (2001-04)	246
2. ♦ Sarah Hershman (1999-02)	229
3. ♦ Kellie Nordhagen (1999-02)	225
4. ♦ Hayley Miles (2011-12, 14-15)	222
5. ♦ Brittany Knudsen (2007-10)	218
6. ♦ Erryn Gutjahr (1996-99)	218
7. ♦ Jen Wisneski (2008-11)	216
8. ♦ Joann Figueroa (2001-04)	215
9. ♦ Kayla Jordan (2012-15)	212
10. ♦ Chrystal Friesen (1993-96)	206

▷ **AT BATS**

1. ♦ Kellie Nordhagen (1999-02)	755
2. ♦ Janna Kovensky (2001-04)	737
3. ♦ Kayla Jordan (2012-15)	699
4. ♦ Sarah Hershman (1999-02)	685
5. ♦ Joann Figueroa (2001-04)	675
6. ♦ Brittany Knudsen (2007-10)	658
7. Stephanie Chapel (1990-93)	657
8. ♦ Erryn Gutjahr (1996-99)	642
9. ♦ Hayley Miles (2011-12, 14-15)	637
10. ♦ Lorena Bauer (2011-13, 15)	613

▷ **RUNS**

1. ♦ Kayla Jordan (2012-15)	167
2. ♦ Hayley Miles (2011-12, 14-15)	157
3. ♦ Brittany Knudsen (2007-10)	134
4. ♦ Janna Kovensky (2001-04)	134
5. ♦ Kellie Nordhagen (1999-02)	126
6. ♦ <b>Jenavee Peres (2015-)</b>	112
7. ♦ Tamani Wells (2005-08)	109
8. ♦ Sarah Hershman (1999-02)	102
9. ♦ Lorena Bauer (2011-13, 15)	101
10. ♦ Patrice Jackson (2010, 12-14)	99

▷ **HITS**

1. ♦ Kellie Nordhagen (1999-02)	254
2. ♦ Kayla Jordan (2012-15)	239
3. ♦ Janna Kovensky (2001-04)	227
4. ♦ Brittany Knudsen (2007-10)	226
5. ♦ Lorena Bauer (2011-13, 15)	215
6. ♦ Sarah Hershman (1999-02)	212
7. ♦ Hayley Miles (2011-12, 14-15)	210
8. ♦ Joann Figueroa (2001-04)	193
9. ♦ Sydnee Cable (2014-17)	187
10. ♦ Erryn Gutjahr (1996-99)	184

▷ **EXTRA-BASE HITS**

1. ♦ Lorena Bauer (2011-13, 15)	114
2. ♦ Hayley Miles (2011-12, 14-15)	90
3. ♦ Patrice Jackson (2010, 12-14)	81
4. ♦ Kayla Jordan (2012-15)	72
5. ♦ <b>Jenavee Peres (2015-)</b>	63
6. ♦ Brittany Knudsen (2007-10)	54
7. ♦ Erryn Gutjahr (1996-99)	54
8. ♦ Monica Alnes (2006-07, 09-10)	50
9. ♦ Kellie Nordhagen (1999-02)	48
10. ♦ Janna Kovensky (2001-04)	47

▷ **SINGLES**

1. ♦ Kellie Nordhagen (1999-02)	206
2. ♦ Janna Kovensky (2001-04)	180
3. ♦ Joann Figueroa (2001-04)	175
4. ♦ Brittany Knudsen (2007-10)	172
5. ♦ Sarah Hershman (1999-02)	169
6. ♦ Kayla Jordan (2012-15)	167
7. ♦ Tamani Wells (2005-08)	156
8. ♦ Sydnee Cable (2014-17)	144
9. ♦ Leia Ruiz (2013-16)	141
10. ♦ Erryn Gutjahr (1996-99)	130

▷ **DOUBLES**

1. ♦ Lorena Bauer (2011-13, 15)	51
2. ♦ Hayley Miles (2011-12, 14-15)	46
3. ♦ Kayla Jordan (2012-15)	39
4. ♦ Brittany Knudsen (2007-10)	36
5. ♦ Monica Alnes (2006-07, 09-10)	35
6. ♦ Kellie Nordhagen (1999-02)	34
7. ♦ Erryn Gutjahr (1996-99)	34
8. ♦ Patrice Jackson (2010, 12-14)	32
9. ♦ <b>Katie Byrd (2016-)</b>	28
10. ♦ Janna Kovensky (2001-04)	27
11. ♦ <b>Jenavee Peres (2015-)</b>	26

▷ **TRIPLES**

1. ♦ Kayla Jordan (2012-15)	14
2. ♦ Kellie Nordhagen (1999-02)	12
Stephanie Chapel (1990-93)	12
4. Robin Long (1987-89)	10
5. ♦ Brittany Knudsen (2007-10)	8
♦ Tonye McCorkle (2008-09)	8
♦ Janna Kovensky (2001-04)	8
♦ Sarah Hershman (1999-02)	8
9. ♦ Hayley Miles (2011-12, 14-15)	7
♦ Lindsey Marquez (2007-08, 10-11)	7
♦ Jen Wisneski (2008-11)	7
♦ Kelcy Murphy (2001-04)	7
♦ Shannon Pouelsen (1992-95)	7
Trish Mang (1987-88)	7
Katy Murphy (1982-85)	7

▷ **HOME RUNS**

1. ♦ Lorena Bauer (2011-13, 15)	60
2. ♦ Patrice Jackson (2010, 12-14)	46
3. ♦ Hayley Miles (2011-12, 14-15)	37
4. ♦ <b>Jenavee Peres (2015-)</b>	34
5. ♦ Kayla Jordan (2012-15)	19
6. ♦ <b>Molly Sturdivant (2016-)</b>	18
♦ Justeen Maeva (2010-12)	18
8. ♦ Megan McDonald (2005-08)	17
♦ Erryn Gutjahr (1996-99)	17
10. ♦ Jaylene Ignacio (2014-17)	16

▷ **RUNS BATTED IN**

1. ♦ Lorena Bauer (2011-13, 15)	200
2. ♦ Patrice Jackson (2010, 12-14)	138
3. ♦ <b>Jenavee Peres (2015-)</b>	131
4. ♦ Hayley Miles (2011-12, 14-15)	130
5. ♦ Justeen Maeva (2010-12)	117
6. ♦ Sydnee Cable (2014-17)	113
7. ♦ Kelcy Murphy (2001-04)	102
♦ Erryn Gutjahr (1996-99)	102
9. ♦ Erin Floros (2006-09)	101
10. ♦ <b>Molly Sturdivant (2016-)</b>	98

▷ **TOTAL BASES**

1. ♦ Lorena Bauer (2011-13, 15)	452
2. ♦ Hayley Miles (2011-12, 14-15)	381
3. ♦ Kayla Jordan (2012-15)	363
4. ♦ Patrice Jackson (2010, 12-14)	351
5. ♦ Kellie Nordhagen (1999-02)	318
6. ♦ Brittany Knudsen (2007-10)	308
7. ♦ Janna Kovensky (2001-04)	306
8. ♦ <b>Jenavee Peres (2015-)</b>	298
9. ♦ Sarah Hershman (1999-02)	281
10. ♦ Erryn Gutjahr (1996-99)	275

▷ **WALKS**

1. ♦ Hayley Miles (2011-12, 14-15)	120
2. ♦ Patrice Jackson (2010, 12-14)	103
3. ♦ Brittany Knudsen (2007-10)	99
4. ♦ Sydnee Cable (2014-17)	77
5. ♦ Janna Kovensky (2001-04)	71
6. ♦ Megan McDonald (2005-08)	69
7. ♦ Kayla Jordan (2012-15)	66
8. ♦ Lorena Bauer (2011-13, 15)	62
♦ Erin Floros (2006-09)	62
♦ Chrystal Friesen (1993-96)	62
13. ♦ <b>Taylor Stewart (2015-)</b>	58

▷ **TIMES HIT BY PITCH** (since 1981)

1. ♦ Sydnee Cable (2014-17)	25
2. ♦ Megan McDonald (2005-08)	16
3. ♦ Kayla Jordan (2012-15)	15
4. ♦ <b>Jenavee Peres (2015-)</b>	12
5. ♦ Hayley Miles (2011-12, 14-15)	11
♦ Monica Alnes (2006-07, 09-10)	11
Robin Long (1987-89)	11
8. ♦ Meagan Hartung (2003-06)	10
9. ♦ Kelcy Murphy (2001-04)	9
♦ Amber Grahlman (2002-03)	9
♦ Tashie Aguinaga (2000-01)	9

▷ **STOLEN BASES**

1. ♦ Kayla Jordan (2012-15)	66
2. ♦ Kelley Santa Cruz (1996-98)	59
3. ♦ Janna Kovensky (2001-04)	57
4. ♦ Tamani Wells (2005-08)	51
5. ♦ Sarah Hershman (1999-02)	50
6. ♦ Brittany Knudsen (2007-10)	45
7. Lori Turken (1982-85)	43
8. ♦ Stefanie Quichocho-Rosario (2007-10)	40
9. ♦ Gina Punaro (1997-98)	39
10. ♦ Felicia Reifschneider (2009-12)	38

▷ **STOLEN BASE %** (since '83; min. 20 att)

1. ♦ Tami Simpson (1998-00)	.933
2. Lori Turken (1982-85)	.896
3. ♦ <b>Aris Metcalfe (2016-)</b>	.880
4. ♦ Janna Kovensky (2001-04)	.877
5. ♦ Kristy Hensel (1996-98)	.857
6. ♦ Tonye McCorkle (2008-09)	.852
7. ♦ Gina Punaro (1997-98)	.848
8. ♦ Kayla Jordan (2012-15)	.846
9. ♦ Chrystal Friesen (1993-96)	.833
10. ♦ Dominique Dinner (2012-14)	.828

▷ **SACRIFICE HITS**

1. ♦ Tamani Wells (2005-08)	53
2. Tracy Stowe (1990-92)	50
3. ♦ Sarah Hershman (1999-02)	43
4. ♦ Joann Figueroa (2001-04)	42
5. ♦ Janna Kovensky (2001-04)	38
6. ♦ Bree Boyer (2003-06)	37
7. ♦ Erin Mahoney (2003-05)	36
8. Joanne Vilarino (1984-85)	34
9. Cindy Maser (1982-85)	32
10. ♦ Leia Ruiz (2013-16)	29
♦ Brittany Knudsen (2007-10)	29
Stacy Sullivan (1986-88)	29

▷ **SACRIFICE FLIES**

1. ♦ <b>Molly Sturdivant (2016-)</b>	10
2. ♦ <b>Jenavee Peres (2015-)</b>	9
♦ Patrice Jackson (2010, 12-14)	9
4. ♦ Sydnee Cable (2014-17)	8
♦ Megan McDonald (2005-08)	8
6. ♦ Jaylene Ignacio (2014-17)	7
♦ Erryn Gutjahr (1996-99)	7
8. ♦ Kristin May (2010-13)	6
♦ Lindsey Marquez (2007-08, 10-11)	6
10. ♦ Justeen Maeva (2010-12)	5
♦ Monica Alnes (2006-07, 09-10)	5
♦ Brittany Knudsen (2007-10)	5
♦ Erin Floros (2006-09)	5
♦ Janna Kovensky (2001-04)	5
Robin Long (1987-89)	5

▷ **AB/STRIKEOUT** (since '81; min. 250 AB)

1. Trish Mang (1987-88)	76.75
2. Julie Myers (1990-91)	22.21
3. ♦ Tamani Wells (2005-08)	17.84
4. Barbara Mays (1985-86)	17.70
5. ♦ Jackie Eigner (1997-98)	16.24
6. Jennifer Woolery (1993-94)	15.71
7. ♦ Alicia Matulik (1994-96)	15.58
8. Rachel Acuff (1993-94)	15.11
9. ♦ Kellie Nordhagen (1999-02)	15.10
10. Jennifer Hambly (1992-93)	14.37

**AZTEC CAREER RECORDS CONTINUED**

**PITCHING RECORDS**

**▷ WINS**

1. ♦Sandra Durazo (1998-01)	87
2. ♦Christina Ross (2006-08)	70
3. ♦Erica Romero (2014-17)	67
4. ♦Samantha Beasley (2008-11)	61
5. ♦Bailey Micetich (2009-12)	58
6. ♦Celena Velasquez (2003-06)	55
7. ♦Danielle O'Toole (2013-14)	45
Michelle Wesson (1988-91)	45
9. Bre DeSanta (2002-03)	38
♦MarQuessa Penrod (1993-96)	38

**▷ WIN PCT. (min. 30 decisions)**

1. ♦Danielle O'Toole (2013-14)	.726
2. ♦Bre DeSanta (2002-03)	.717
3. ♦Christina Ross (2006-08)	.660
4. ♦Erica Romero (2014-17)	.657
5. ♦Celena Velasquez (2003-06)	.647
6. ♦Bailey Micetich (2009-12)	.644
7. ♦Samantha Beasley (2008-11)	.642
8. ♦Sandra Durazo (1998-01)	.621
9. ♦Rebecca Arbino (2012-13)	.586
10. ♦Alex Formby (2016-)	.521

**▷ EARNED RUN AVG. (min. 200 IP)**

1. Robyn Reid (1983-85)	0.77
2. Patty Mackey (1980-83)	0.95
3. Lisa Perettie (1989, 91)	1.12
4. Bonnie Rice (1984-85)	1.25
5. ♦Bre DeSanta (2002-03)	1.26
6. Lisa Michie (1983-86)	1.39
7. ♦Christina Ross (2006-08)	1.50
8. Michelle Wesson (1988-91)	1.55
9. Karen McCormick (1991-94)	1.62
10. Mya Sanders (1981-82)	1.68

**▷ APPEARANCES**

1. ♦Sandra Durazo (1998-01)	165
2. ♦Erica Romero (2014-17)	157
3. ♦Samantha Beasley (2008-11)	139
4. ♦Celena Velasquez (2003-06)	138
5. ♦Bailey Micetich (2009-12)	136
6. ♦MarQuessa Penrod (1993-96)	132
7. ♦Christina Ross (2006-08)	129
Michelle Wesson (1988-91)	129
9. Karen McCormick (1991-94)	119
10. Alex Formby (2016-)	92

**▷ GAMES STARTED**

1. ♦Sandra Durazo (1998-01)	116
2. ♦Erica Romero (2014-17)	103
3. ♦Christina Ross (2006-08)	96
4. ♦Samantha Beasley (2008-11)	92
Karen McCormick (1991-94)	92
Michelle Wesson (1988-91)	92
7. ♦Bailey Micetich (2009-12)	91
8. ♦MarQuessa Penrod (1993-96)	88
9. ♦Celena Velasquez (2003-06)	82
10. Robyn Reid (1983-85)	72

**▷ COMPLETE GAMES**

1. ♦Sandra Durazo (1998-01)	95
2. ♦Christina Ross (2006-08)	72
3. Michelle Wesson (1988-91)	71
4. Karen McCormick (1991-94)	68
5. Robyn Reid (1983-85)	61
6. ♦MarQuessa Penrod (1993-96)	59
7. Patty Mackey (1980-83)	58
8. ♦Celena Velasquez (2003-06)	46
9. ♦Samantha Beasley (2008-11)	45
10. ♦Bailey Micetich (2009-12)	41

**▷ SOLO SHUTOUTS (since 1999)**

1. ♦Samantha Beasley (2008-11)	23
♦Christina Ross (2006-08)	23
3. ♦Celena Velasquez (2003-06)	20
4. ♦Sandra Durazo (1998-01)	19
5. ♦Bailey Micetich (2009-12)	17
6. ♦Bre DeSanta (2002-03)	12
7. ♦Danielle O'Toole (2013-14)	10
8. ♦Rebecca Arbino (2012-13)	9
9. ♦Erica Romero (2014-17)	8
♦Cori Janelli (2004-05)	8

**▷ TOTAL SHUTOUTS (since 1983)**

1. ♦Samantha Beasley (2008-11)	36
2. ♦Christina Ross (2006-08)	28
♦Sandra Durazo (1998-01)	28
4. ♦Bailey Micetich (2009-12)	27
5. ♦Celena Velasquez (2003-06)	25
6. Michelle Wesson (1988-91)	23
Robyn Reid (1983-85)	23
8. Karen McCormick (1991-94)	18
9. ♦Danielle O'Toole (2013-14)	17
10. ♦Bre DeSanta (2002-03)	16

**▷ SAVES**

1. ♦Celena Velasquez (2003-06)	12
2. ♦Samantha Beasley (2008-11)	11
3. ♦Alex Formby (2016-)	10
4. ♦Bre DeSanta (2002-03)	7
5. ♦Erica Romero (2014-17)	6
♦Rebecca Arbino (2012-13)	6
♦Christina Ross (2006-08)	6
8. ♦Renae Mohamed (1996-97)	5
9. ♦Bailey Micetich (2009-12)	4
10. ♦Sandra Durazo (1998-01)	3
♦Lisa Gonzales (1994-97)	3
Michelle Wesson (1988-91)	3

**13. Julie McDonald (2016-)**

**▷ INNINGS PITCHED**

1. ♦Sandra Durazo (1998-01)	879.0
2. ♦Christina Ross (2006-08)	691.1
3. Michelle Wesson (1988-91)	681.2
4. ♦Erica Romero (2014-17)	659.0
5. ♦MarQuessa Penrod (1993-96)	641.0
6. ♦Samantha Beasley (2008-11)	639.2
7. Karen McCormick (1991-94)	632.1
8. ♦Bailey Micetich (2009-12)	602.0
9. ♦Celena Velasquez (2003-06)	584.2
10. Robyn Reid (1983-85)	544.1

**▷ STRIKEOUTS**

1. ♦Samantha Beasley (2008-11)	799
2. ♦Christina Ross (2006-08)	612
3. ♦Bailey Micetich (2009-12)	611
4. ♦Sandra Durazo (1998-01)	543
5. ♦Celena Velasquez (2003-06)	529
6. ♦Erica Romero (2014-17)	397
7. Robyn Reid (1983-85)	361
8. ♦Bre DeSanta (2002-03)	354
9. ♦Danielle O'Toole (2013-14)	317
10. ♦Rebecca Arbino (2012-13)	308

**▷ K'S PER 7 INNINGS (min. 200 IP)**

1. ♦Samantha Beasley (2008-11)	8.74
2. ♦Bailey Micetich (2009-12)	7.10
3. ♦Bre DeSanta (2002-03)	6.39
4. ♦Celena Velasquez (2003-06)	6.33
5. ♦Christina Ross (2006-08)	6.20
6. ♦Cori Janelli (2004-05)	6.03
7. ♦Rebecca Arbino (2012-13)	5.70
8. ♦Danielle O'Toole (2013-14)	5.39
9. Mya Sanders (1981-82)	4.66
10. Robyn Reid (1983-85)	4.64

**▷ WALKS PER 7 INNINGS (min. 200 IP)**

1. ♦Celena Velasquez (2003-06)	0.98
2. Sara Ahern (1989-91)	1.03
3. ♦Renae Mohamed (1996-97)	1.04
4. Robyn Reid (1983-85)	1.09
5. ♦Cori Janelli (2004-05)	1.20
6. Lisa Perettie (1989, 91)	1.21
7. ♦Deanna Richards (2003-04)	1.31
9. Patty Mackey (1980-83)	1.32
9. ♦Bailey Micetich (2009-12)	1.326
10. ♦Rebecca Arbino (2012-13)	1.332

**▷ K/BB RATIO (min. 200 IP)**

1. ♦Celena Velasquez (2003-06)	6.45
2. ♦Bailey Micetich (2009-12)	5.36
3. ♦Cori Janelli (2004-05)	5.02
4. ♦Rebecca Arbino (2012-13)	4.28
5. Robyn Reid (1983-85)	4.25
6. ♦Christina Ross (2006-08)	3.97
7. ♦Danielle O'Toole (2013-14)	3.96
8. ♦Samantha Beasley (2008-11)	3.86
9. ♦Deanna Richards (2003-04)	2.51
10. ♦Bre DeSanta (2002-03)	2.48

**▷ OPP. AVG. (min. 200 IP) (since 1991)**

1. ♦Bre DeSanta (2002-03)	.191
2. ♦Samantha Beasley (2008-11)	.207
3. ♦Celena Velasquez (2003-06)	.211
4. ♦Christina Ross (2006-08)	.218
5. ♦Cori Janelli (2004-05)	.225
6. Karen McCormick (1991-94)	.233
7. ♦Deanna Richards (2003-04)	.239
8. ♦Sandra Durazo (1998-01)	.240
9. ♦Danielle O'Toole (2013-14)	.242
10. ♦Bailey Micetich (2009-12)	.246

**▷ HITS PER 7 INNINGS (min. 200 IP)**

1. Robyn Reid (1983-85)	4.30
2. ♦Bre DeSanta (2002-03)	4.655
3. Mya Sanders (1981-82)	4.662
4. Patty Mackey (1980-83)	4.73
5. Bonnie Rice (1984-85)	5.11
6. Lisa Perettie (1989, 91)	5.27
7. ♦Samantha Beasley (2008-11)	5.36
8. ♦Celena Velasquez (2003-06)	5.44
9. Lisa Michie (1983-86)	5.57
10. ♦Cori Janelli (2004-05)	6.02

**▷ WHIP (Walks+Hits/IP) (min. 200 IP)**

1. Robyn Reid (1983-85)	0.770
2. Patty Mackey (1980-83)	0.858
3. Lisa Perettie (1989, 91)	0.926
4. ♦Celena Velasquez (2003-06)	0.917
5. Bonnie Rice (1984-85)	1.007
6. ♦Cori Janelli (2004-05)	1.032
7. ♦Bre DeSanta (2002-03)	1.034
8. ♦Christina Ross (2006-08)	1.041
9. Lisa Michie (1983-86)	1.064
10. ♦Samantha Beasley (2008-11)	1.090

**DEFENSIVE RECORDS**

**▷ FIELDING % (since '81, min. 300 chances)**

1. Debbie Burford (1991)	.998
2. Kathy Benson (1981)	.994
3. ♦Erin Floros (2006-09)	.993
4. Joey Clark (1994)	.992
5. ♦Kristin May (2010-13)	.990
6. ♦Jacque Vaca (2003)	.9891
7. ♦Eva Sahatdjan (2010-11)	.9888
8. ♦Danielle Touhey (2002-05)	.986
9. ♦Amber Grahman (2002-03)	.985
10. Cindy Moser (1982-85)	.984

**▷ CHANCES (since 1981)**

1. ♦Erryn Gutjahr (1996-99)	1,626
2. ♦Monica Alnes (2006-07, 09-10)	1,191
3. ♦Summer Ehram (1999-02)	1,143
4. ♦Sydney Cable (2014-17)	1,093
5. ♦Sarah Hershman (1999-02)	1,061
6. ♦Erin Floros (2006-09)	1,059
7. ♦Megan McDonald (2005-08)	1,033
8. Leslie Lung (1988-89)	1,001
9. Stacy Goff (1986-87)	987
10. ♦Kristin May (2010-13)	904

**▷ PUTOUTS (since 1981)**

1. ♦Erryn Gutjahr (1996-99)	1,453
2. ♦Monica Alnes (2006-07, 09-10)	1,051
3. ♦Sydney Cable (2014-17)	1,020
4. ♦Megan McDonald (2005-08)	945
5. ♦Erin Floros (2006-09)	936
6. ♦Summer Ehram (1999-02)	923
7. Leslie Lung (1988-89)	920
8. Stacy Goff (1986-87)	880
9. ♦Kristin May (2010-13)	829
10. ♦Danielle Touhey (2002-05)	712

**▷ ASSISTS (since 1981)**

1. ♦Chrystal Friesen (1993-96)	412
2. ♦Joann Figueroa (2001-04)	409
3. ♦Kelcy Murphy (2001-04)	386
4. ♦Sarah Hershman (1999-02)	370
5. Barbara Mays (1985-86)	342
6. ♦Jen Wisneski (2008-11)	338
7. ♦Lea Ruiz (2013-16)	337
8. Julie Myers (1990-91)	322
9. ♦Tashie Aguinaga (2000-01)	311
10. ♦Vanessa Villegas (1999-01)	310

**▷ CAUGHT STEALING BY (since 2000)**

1. ♦Megan McDonald (2005-08)	35
2. ♦Erin Floros (2006-09)	29
3. ♦Kristin May (2010-13)	23
4. ♦Brooke Johnson (1999-01)	20
5. ♦Jenavee Peres (2015-)	19
6. ♦Danielle Touhey (2002-05)	18
7. ♦Eva Sahatdjan (2010-11)	13

**▷ CAUGHT STEALING % (min. 20 att) (since '00)**

1. ♦Erin Floros (2006-09)	.483
2. ♦Megan McDonald (2005-08)	.398
3. ♦Jenavee Peres (2015-)	.352
4. ♦Amber Grahman (2002-03)	.293
5. ♦Molly Sturdivant (2016-)	.250
6. ♦Brooke Johnson (1999-01)	.247
7. ♦Eva Sahatdjan (2010-11)	.236

**AZTEC MOUNTAIN WEST SEASON RECORDS** (**BOLD** indicates happened this season; ♦ indicates happened in Van Wyk era)

**OFFENSIVE RECORDS**

▷ **BATTING AVG.** (min. 30 AB)

1. ♦Jenavee Peres (2017)	.538
2. ♦Lorena Bauer (2015)	.519
3. ♦Hayley Miles (2011)	.512
4. ♦Erin Floros (2006)	.491
5. ♦Hayley Miles (2012)	.487
6. ♦Lorena Bauer (2013)	.469
7. ♦Kayla Jordan (2015)	.463

▷ **ON-BASE PCT.** (min. 30 AB)

1. ♦Hayley Miles (2012)	.623
2. ♦Lorena Bauer (2015)	.587
3. ♦Jenavee Peres (2017)	.585
4. ♦Erin Floros (2006)	.578
5. ♦Hayley Miles (2011)	.556
6. ♦Patrice Jackson (2014)	.550
7. ♦Kayla Jordan (2012)	.549

▷ **SLUGGING PCT.** (min. 30 AB)

1. ♦Hayley Miles (2012)	1.359
2. ♦Lorena Bauer (2015)	1.127
3. ♦Patrice Jackson (2013)	1.042
4. ♦Jenavee Peres (2017)	.988
5. ♦Patrice Jackson (2012)	.923
6. ♦Lorena Bauer (2013)	.878
7. ♦Hayley Miles (2011)	.805

▷ **OPS PCT. (OB% + SLG%)** (min. 30 AB)

1. ♦Hayley Miles (2012)	1.982
2. ♦Lorena Bauer (2015)	1.714
3. ♦Jenavee Peres (2017)	1.573
4. ♦Patrice Jackson (2013)	1.550
5. ♦Lorena Bauer (2013)	1.414
6. ♦Patrice Jackson (2012)	1.378
7. ♦Hayley Miles (2011)	1.361

▷ **GAMES PLAYED**

1. ♦Katie Byrd (2017)	24
♦Sydnee Cable (2017)	24
♦Jaylene Ignacio (2017)	24
♦Zaria Meshack (2017)	24
♦Jenavee Peres (2017)	24
♦Molly Sturdivant (2017)	24
♦Shelby Thompson (2017)	24
♦21 others tied at	24

▷ **GAMES STARTED**

1. ♦Katie Byrd (2017)	24
♦Sydnee Cable (2017)	24
♦Jaylene Ignacio (2017)	24
♦Zaria Meshack (2017)	24
♦Jenavee Peres (2017)	24
♦Molly Sturdivant (2017)	24
♦Shelby Thompson (2017)	24
♦18 others tied at	24

▷ **AT BATS**

1. ♦Samantha Camello (2016)	86
♦Kayla Jordan (2014)	86
3. ♦Katie Byrd (2017)	83
4. ♦Kayla Jordan (2015)	82
5. ♦Sydnee Cable (2017)	81
6. ♦Jenavee Peres (2017)	80
7. ♦Lorena Bauer (2015)	79

▷ **RUNS**

1. ♦Kayla Jordan (2015)	35
2. ♦Jenavee Peres (2017)	32
3. ♦Lorena Bauer (2015)	26
4. ♦Zaria Meshack (2017)	23
5. ♦Katie Byrd (2017)	22
6. ♦Hayley Miles (2012)	21
7. ♦Leia Ruiz (2016)	19
♦Patrice Jackson (2013)	19

▷ **HITS**

1. ♦Jenavee Peres (2017)	43
2. ♦Lorena Bauer (2015)	41
3. ♦Kayla Jordan (2015)	38
4. ♦Zaria Meshack (2017)	36
5. ♦Samantha Camello (2016)	32
6. ♦Katie Byrd (2017)	29
♦Sydnee Cable (2017)	29

▷ **EXTRA-BASE HITS**

1. ♦Lorena Bauer (2015)	21
2. ♦Jenavee Peres (2017)	17
3. ♦Kayla Jordan (2015)	14
4. ♦Patrice Jackson (2013)	13
♦Hayley Miles (2012)	13
6. ♦Patrice Jackson (2012)	12
7. ♦Katie Byrd (2017)	11
♦Shelby Thompson (2017)	11
♦Jenavee Peres (2015)	11

▷ **SINGLES**

1. ♦Zaria Meshack (2017)	34
2. ♦Jenavee Peres (2017)	26
3. ♦Kayla Jordan (2015)	24
♦Katie Mathis (2014)	24
5. ♦Samantha Camello (2016)	23
♦Dominique Dinner (2014)	23
7. ♦Zaria Meshack (2016)	22
♦Kayla Jordan (2014)	22

▷ **DOUBLES**

1. ♦Katie Byrd (2017)	10
2. ♦Kayla Jordan (2015)	8
♦Patrice Jackson (2012)	8
4. ♦Jenavee Peres (2017)	7
♦Samantha Camello (2016)	7
♦Lorena Bauer (2015)	7
7. ♦Molly Sturdivant (2017)	6
♦Jenavee Peres (2015)	6
♦Hayley Miles (2014)	6
♦Brittany Knudsen (2009)	6
♦Monica Alnes (2006)	6
♦Erin Floros (2006)	6
♦Meagan Hartung (2004)	6
♦Kelcy Murphy (2004)	6
♦Kellie Nordhagen (2000)	6

▷ **TRIPLES**

1. ♦Leia Ruiz (2015)	2
♦Kayla Jordan (2012)	2
♦Tonye McCorkle (2008)	2
♦Brittany Knudsen (2007)	2
5. ♦Jenavee Peres (2017)	1
♦Shelby Thompson (2017)	1
♦Kiera Wright (2017)	1
♦37 others tied at	1

▷ **HOME RUNS**

1. ♦Lorena Bauer (2015)	13
2. ♦Hayley Miles (2012)	10
3. ♦Jenavee Peres (2017)	9
♦Patrice Jackson (2013)	9
5. ♦Shelby Thompson (2017)	6
♦Kayla Jordan (2015)	6
7. ♦Molly Sturdivant (2016)	5
♦Sydnee Cable (2015)	5
♦Jenavee Peres (2015)	5
♦Jaylene Ignacio (2014)	5
♦Patrice Jackson (2014)	5
♦Lorena Bauer (2013)	5

▷ **RUNS BATTED IN**

1. ♦Lorena Bauer (2015)	37
2. ♦Jenavee Peres (2017)	31
3. ♦Molly Sturdivant (2017)	26
♦Jenavee Peres (2015)	26
5. ♦Molly Sturdivant (2016)	24
6. ♦Hayley Miles (2012)	21
♦Katie Byrd (2017)	21
♦Shelby Thompson (2017)	21
♦Hayley Miles (2012)	21

▷ **TOTAL BASES**

1. ♦Lorena Bauer (2015)	89
2. ♦Jenavee Peres (2017)	79
3. ♦Kayla Jordan (2015)	64
4. ♦Hayley Miles (2012)	53
5. ♦Shelby Thompson (2017)	51
6. ♦Patrice Jackson (2013)	50
7. ♦Jenavee Peres (2015)	49

▷ **WALKS**

1. ♦Patrice Jackson (2014)	25
2. ♦Molly Sturdivant (2017)	19
3. ♦Hayley Miles (2014)	16
4. ♦Kayla Bufardeci (2015)	14
5. ♦Lorena Bauer (2015)	13
♦Kayla Jordan (2015)	13
♦Hayley Miles (2012)	13
♦Melissa Owens (2006)	13

▷ **TIMES HIT BY PITCH**

1. ♦Jenavee Peres (2017)	5
2. ♦Sydnee Cable (2015)	4
3. ♦Katie Byrd (2017)	3
♦Sydnee Cable (2016)	3
♦Sam Vlot (2016)	3
♦Jenavee Peres (2015)	3
♦Erin Floros (2008)	3
♦Meagan Hartung (2006)	3
♦Amber Grahlman (2002)	3

▷ **STOLEN BASES**

1. ♦Kayla Jordan (2014)	11
2. ♦Kayla Jordan (2015)	10
3. ♦Brittany Knudsen (2007)	9
4. ♦Tamani Wells (2008)	8
5. ♦Katie Mathis (2014)	7
♦Kayla Jordan (2013)	7
♦Sarah Hershman (2000)	7

▷ **STOLEN BASE %** (min. 3 att)

1. ♦Kayla Jordan (2015)	1.000 (10-for-10)
♦Brittany Knudsen (2007)	1.000 (9-for-9)
♦Kayla Jordan (2013)	1.000 (7-for-7)
♦Tonye McCorkle (2009)	1.000 (6-for-6)
♦Janna Kovensky (2004)	1.000 (6-for-6)
♦Jenavee Peres (2015)	1.000 (5-for-5)

♦Zaria Meshack (2015)	1.000 (5-for-5)
♦Tonye McCorkle (2008)	1.000 (5-for-5)
♦Sarah Hershman (2002)	1.000 (5-for-5)
♦Aris Metcalfe (2016)	1.000 (4-for-4)
♦Jen Wisneski (2011)	1.000 (4-for-4)
♦Kelcy Murphy (2004)	1.000 (4-for-4)
♦Joann Figueroa (2002)	1.000 (4-for-4)
♦Janna Kovensky (2001)	1.000 (4-for-4)
♦Felicia Reifschneider (2011)	1.000 (3-for-3)
♦S. Quichocho-Rosario (2010)	1.000 (3-for-3)
♦Melissa Owens (2007)	1.000 (3-for-3)
♦Sarah Hershman (2001)	1.000 (3-for-3)
♦Tiffany Goudy (2000)	1.000 (3-for-3)

▷ **SACRIFICE HITS**

1. ♦Leia Ruiz (2016)	10
2. ♦Tamani Wells (2008)	9
3. ♦Samantha Camello (2015)	8
♦Bree Boyer (2004)	8
♦Joann Figueroa (2002)	8
6. ♦Sarah Hershman (2002)	7
♦Tashie Aguinaga (2001)	7

▷ **SACRIFICE FLIES**

1. ♦Molly Sturdivant (2017)	4
2. ♦Jaylene Ignacio (2017)	3
♦Molly Sturdivant (2016)	3
4. ♦Sydnee Cable (2017)	2
♦Jenavee Peres (2017)	2
♦Taylor Stewart (2017)	2
♦Sydnee Cable (2016)	2
♦Jenavee Peres (2015)	2
♦Jaylene Ignacio (2015)	2
♦Sydnee Cable (2014)	2
♦Tiffany Corder (2013)	2
♦Melissa Owens (2007)	2
♦Janna Kovensky (2002)	2

▷ **AB/STRIKEOUT** (min. 30 AB)

1. ♦Tamani Wells (2007)	Infinity (67 AB)
2. ♦Tamani Wells (2006)	55.00
3. ♦Janna Kovensky (2001)	50.00
4. ♦Erin Floros (2009)	48.00
5. ♦Hayley Miles (2012)	39.00
6. ♦Bree Boyer (2006)	37.00
♦Alexis Gutierrez (2000)	37.00

▷ **MULTI-HIT GAMES**

1. ♦Jenavee Peres (2017)	14
♦Lorena Bauer (2015)	14
3. ♦Kayla Jordan (2015)	12
4. ♦Sydnee Cable (2017)	10
♦Zaria Meshack (2017)	10
♦Jenavee Peres (2015)	10
7. ♦Katie Byrd (2017)	9
♦Shelby Thompson (2017)	9
♦Lorena Bauer (2013)	9

▷ **MULTI-RBI GAMES**

1. ♦Molly Sturdivant (2017)	9
2. ♦Lorena Bauer (2015)	8
♦Jenavee Peres (2015)	8
4. ♦Katie Byrd (2017)	7
♦Molly Sturdivant (2016)	7
♦Hayley Miles (2012)	7
7. ♦Jenavee Peres (2017)	6

**AZTEC MOUNTAIN WEST SEASON RECORDS CONTINUED**

**PITCHING RECORDS**

▷ **WINS**

- ♦Erica Romero (2015) 18
- ♦Danielle O'Toole (2014) 13
- ♦Christina Ross (2008) 13
- ♦Sandra Durazo (2000) 12
- ♦Samantha Beasley (2010) 11
- ♦Bre DeSanta (2002) 11
- ♦Sandra Durazo (2001) 10

▷ **WIN PCT. (min. 5 decisions)**

- ♦Bre DeSanta (2002) 1.000 (11-0)
- ♦Bre DeSanta (2003) 1.000 (6-0)
- ♦Celena Velasquez (2004) .857
- ♦Danielle O'Toole (2013) .833
- ♦Bailey Micetich (2012) .800
- ♦Christina Ross (2006) .800
- ♦Celena Velasquez (2006) .800

▷ **EARNED RUN AVG. (min. 24 IP)**

- ♦Celena Velasquez (2003) 0.81
- ♦Bre DeSanta (2002) 0.83
- ♦Celena Velasquez (2004) 0.85
- ♦Christina Ross (2008) 1.01
- ♦Bailey Micetich (2009) 1.09
- ♦Samantha Beasley (2010) 1.21
- ♦Bre DeSanta (2003) 1.38

▷ **APPEARANCES**

- ♦Erica Romero (2015) 24
- ♦Danielle O'Toole (2014) 21
- ♦Alex Formby (2016) 20
- ♦Christina Ross (2008) 19
- ♦Erica Romero (2017) 18
- ♦Christina Ross (2007) 18
- ♦Sandra Durazo (2000) 17

▷ **GAMES STARTED**

- ♦Erica Romero (2015) 21
- ♦Danielle O'Toole (2014) 16
- ♦Christina Ross (2008) 16
- ♦Samantha Beasley (2010) 14
- ♦Sandra Durazo (2001) 14
- ♦Erica Romero (2016) 13
- ♦Christina Ross (2007) 13
- ♦Erica Romero (2017) 11
- ♦Bre DeSanta (2002) 11
- ♦Sandra Durazo (2000) 11

▷ **COMPLETE GAMES**

- ♦Christina Ross (2008) 14
- ♦Erica Romero (2015) 13
- ♦Sandra Durazo (2001) 12
- ♦Danielle O'Toole (2014) 11
- ♦Christina Ross (2007) 10
- ♦Bre DeSanta (2002) 10
- ♦Samantha Beasley (2010) 9
- ♦Sandra Durazo (2000) 9

▷ **SOLO SHUTOUTS**

- ♦Christina Ross (2008) 6
- ♦Samantha Beasley (2010) 5
- ♦Celena Velasquez (2003) 4
- ♦Danielle O'Toole (2014) 4
- ♦Bailey Micetich (2011) 3
- ♦Bre DeSanta (2002) 3
- ♦Sandra Durazo (2001) 3

▷ **TOTAL SHUTOUTS**

- ♦Christina Ross (2008) 6
- ♦Danielle O'Toole (2014) 5
- ♦Samantha Beasley (2010) 5
- ♦Bre DeSanta (2002) 5
- ♦Rebecca Arbino (2013) 4
- ♦Celena Velasquez (2003) 4
- ♦Bailey Micetich (2011) 3
- ♦Bailey Micetich (2009) 3
- ♦Samantha Beasley (2009) 3
- ♦Celena Velasquez (2005) 3
- ♦Sandra Durazo (2001) 3

▷ **SAVES**

- ♦Celena Velasquez (2004) 5
- ♦Alex Formby (2017) 4
- ♦Alex Formby (2016) 4
- ♦Bre DeSanta (2002) 3
- ♦Marissa Moreno (2017) 1
- ♦Erica Romero (2017) 1
- ♦Julie McDonald (2016) 1
- ♦Sydnee Cable (2015) 1
- ♦Erica Romero (2014) 1
- ♦Rebecca Arbino (2013) 1
- ♦Rebecca Arbino (2012) 1
- ♦Bailey Micetich (2012) 1
- ♦Samantha Beasley (2009) 1
- ♦Christina Ross (2008) 1
- ♦Christina Ross (2007) 1
- ♦Celena Velasquez (2005) 1
- ♦Deanna Richards (2003) 1

▷ **INNINGS PITCHED**

- ♦Erica Romero (2015) 145.2
- ♦Danielle O'Toole (2014) 117.0
- ♦Christina Ross (2008) 110.2
- ♦Sandra Durazo (2001) 100.2
- ♦Samantha Beasley (2010) 92.2
- ♦Sandra Durazo (2000) 88.2
- ♦Christina Ross (2007) 88.0

▷ **STRIKEOUTS**

- ♦Samantha Beasley (2010) 128
- ♦Christina Ross (2008) 108
- ♦Christina Ross (2007) 82
- ♦Rebecca Arbino (2013) 73
- ♦Danielle O'Toole (2014) 72
- ♦Erica Romero (2015) 71
- ♦Sandra Durazo (2001) 68

▷ **K'S PER 7 INNINGS (min. 24 IP)**

- ♦Samantha Beasley (2010) 9.67
- ♦Melissa Owens (2007) 9.55
- ♦Samantha Beasley (2011) 8.75
- ♦Samantha Beasley (2009) 8.43
- ♦Bailey Micetich (2012) 8.20
- ♦Celena Velasquez (2006) 7.13
- ♦Bre DeSanta (2003) 7.06

▷ **WALKS PER 7 INNINGS (min. 24 IP)**

- ♦Cori Janelli (2004) 0.38
- ♦Celena Velasquez (2005) 0.70
- ♦Rebecca Arbino (2012) 0.82
- ♦Celena Velasquez (2004) 0.99
- ♦Christina Ross (2006) 1.03
- ♦Erica Romero (2017) 1.04
- ♦Celena Velasquez (2006) 1.13

▷ **K/BB RATIO (min. 24 IP)**

- ♦Cori Janelli (2004) 10.00
- ♦Celena Velasquez (2005) 8.14
- ♦Samantha Beasley (2009) 6.56
- ♦Samantha Beasley (2010) 6.40
- ♦Celena Velasquez (2006) 6.33
- ♦Christina Ross (2006) 6.00
- ♦Rebecca Arbino (2012) 5.80

▷ **OPP. AVG. (min. 24 IP)**

- ♦Celena Velasquez (2003) .144
- ♦Celena Velasquez (2005) .179
- ♦Samantha Beasley (2010) .191
- ♦Bre DeSanta (2003) .197
- ♦Bre DeSanta (2002) .201
- ♦Bailey Micetich (2009) .203
- ♦Christina Ross (2008) .204

▷ **HITS PER 7 INNINGS (min. 24 IP)**

- ♦Celena Velasquez (2003) 3.36
- ♦Celena Velasquez (2005) 4.59
- ♦Bre DeSanta (2003) 4.65
- ♦Bre DeSanta (2002) 4.90
- ♦Samantha Beasley (2010) 4.91
- ♦Bailey Micetich (2009) 5.10
- ♦Christina Ross (2008) 5.12

▷ **WHIP (Walks+Hits/IP) (min. 200 IP)**

- ♦Celena Velasquez (2003) 0.68
- ♦Celena Velasquez (2005) 0.76
- ♦Christina Ross (2008) 0.90
- ♦Bre DeSanta (2002) 0.90
- ♦Samantha Beasley (2011) 0.92
- ♦Bailey Micetich (2009) 0.92
- ♦Celena Velasquez (2004) 0.99

**DEFENSIVE RECORDS**

▷ **FIELDING % (min. 36 chances)**

- ♦Erin Floros (2009) 1.000 (119 ch.)
- ♦Erin Floros (2008) 1.000 (119 ch.)
- ♦Summer Ehram (2001) 1.000 (109 ch.)
- ♦Sydnee Cable (2014) 1.000 (99 ch.)
- ♦Leia Ruiz (2016) 1.000 (93 ch.)
- ♦Sarah Hershman (2002) 1.000 (90 ch.)
- ♦Lacey Craft (2005) 1.000 (82 ch.)
- ♦Danielle Touhey (2003) 1.000 (80 ch.)
- ♦Kayla Bufardeci (2014) 1.000 (72 ch.)
- ♦Kristin May (2010) 1.000 (71 ch.)
- ♦Monica Alnes (2010) 1.000 (70 ch.)
- ♦Eva Sahatdjan (2010) 1.000 (68 ch.)
- ♦Kelcy Murphy (2003) 1.000 (64 ch.)
- ♦Frankie Orlando (2014) 1.000 (61 ch.)
- ♦Danielle Touhey (2005) 1.000 (59 ch.)
- ♦Hayley Miles (2012) 1.000 (52 ch.)
- ♦Shauna Fisher (2001) 1.000 (52 ch.)
- ♦Kristin May (2011) 1.000 (42 ch.)
- ♦Taylor Adams (2018) 1.000 (36 ch.)
- ♦Monica Downey (2014) 1.000 (36 ch.)
- ♦Kellie Nordhagen (2000) 1.000 (36 ch.)

▷ **CHANCES**

- ♦Sydnee Cable (2015) 181
- ♦Sydnee Cable (2017) 169
- ♦Megan McDonald (2007) 154
- ♦Megan McDonald (2008) 146
- ♦Lacey Craft (2004) 142
- ♦Summer Ehram (2002) 139
- ♦Christy Sears (2000) 135

▷ **PUTOUTS**

- ♦Sydnee Cable (2015) 172
- ♦Sydnee Cable (2017) 159
- ♦Megan McDonald (2007) 137
- ♦Megan McDonald (2008) 134
- ♦Summer Ehram (2002) 128
- ♦Lacey Craft (2004) 125
- ♦Kamerin May (2013) 124

▷ **ASSISTS**

- ♦Shelby Thompson (2017) 66
- ♦Samantha Camello (2016) 66
- ♦Kelcy Murphy (2002) 63
- ♦Molly Sturdivant (2017) 59
- ♦Tashie Aguinaga (2000) 57
- ♦Molly Sturdivant (2016) 56
- ♦Samantha Camello (2015) 54

▷ **CAUGHT STEALING BY (since 2002)**

- ♦Megan McDonald (2007) 12
- ♦Jenavee Peres (2015) 6
- ♦Frankie Orlando (2016) 4
- ♦Kristin May (2013) 3
- ♦Megan McDonald (2008) 3
- ♦Erin Floros (2006) 3
- ♦Megan McDonald (2005) 3

▷ **CAUGHT STEALING % (min. 3 att) (since '02)**

- ♦Jenavee Peres (2015) .667
- ♦Megan McDonald (2005) .600
- ♦Megan McDonald (2007) .522
- ♦Eva Sahatdjan (2011) .500
- ♦Eva Sahatdjan (2010) .400
- ♦Erin Floros (2006) .375
- ♦Dominique Dinner (2014) .333

**AZTEC FRESHMEN SEASON RECORDS** (*BOLD* indicates happened this season; ♦ indicates happened in Van Wyk era)

**OFFENSIVE RECORDS**

▷ **BATTING AVG.** (min. 100 AB)

1. ♦Erin Floros (2006) .388
2. ♦Brittany Knudsen (2007) .386
3. ♦Monica Alnes (2006) .379
4. ♦Erryn Gutjahr (1996) .358
5. ♦Sydnee Cable (2014) .356

▷ **ON-BASE PCT.** (min. 100 AB)

1. ♦Sydnee Cable (2014) .515
2. ♦Erin Floros (2006) .467
3. ♦Brittany Knudsen (2007) .464
4. ♦Monica Alnes (2006) .447
5. ♦Hayley Miles (2011) .440

▷ **SLUGGING PCT.** (min. 100 AB)

1. ♦Lorena Bauer (2011) .633
2. ♦Jenavee Peres (2015) .575
3. ♦Erin Floros (2006) .558
4. ♦Monica Alnes (2006) .557
5. ♦Shelby Thompson (2017) .556

▷ **OPS PCT. (OB% + SLG%)** (min. 100 AB)

1. ♦Erin Floros (2006) 1.025
2. ♦Monica Alnes (2006) 1.004
3. ♦Shelby Thompson (2017) .990
4. ♦Hayley Miles (2011) .988
- ♦Brittany Knudsen (2007) .988

▷ **GAMES PLAYED**

1. ♦Janna Kovensky (2001) 65
- ♦Jen Wisneski (2008) 61
- ♦Jackie Eigner (1997) 60
- ♦Sydnee Cable (2014) 59
- Stephanie Chapel (1990) 59

▷ **GAMES STARTED** (since 1991)

1. ♦Janna Kovensky (2001) 65
- ♦Jen Wisneski (2008) 60
- ♦Jackie Eigner (1997) 60
- ♦Sydnee Cable (2014) 59
- ♦Brittany Knudsen (2007) 54
- ♦Kristen Carranza (2005) 54
- ♦Erryn Gutjahr (1996) 54

▷ **AT BATS**

1. ♦Janna Kovensky (2001) 193
- Stephanie Chapel (1990) 179
- ♦Kelley Santa Cruz (1996) 175
- ♦Jackie Eigner (1997) 174
- ♦Erryn Gutjahr (1996) 173

▷ **RUNS**

1. ♦Brittany Knudsen (2007) 39
- ♦Janna Kovensky (2001) 35
- ♦Hayley Miles (2011) 33
- ♦Monica Alnes (2006) 33
- ♦Jenavee Peres (2015) 30
- ♦Erin Floros (2006) 30

▷ **HITS**

1. ♦Brittany Knudsen (2007) 64
- ♦Erryn Gutjahr (1996) 62
- ♦Jenavee Peres (2015) 58
- ♦Erin Floros (2006) 57
- ♦Janna Kovensky (2001) 55

▷ **EXTRA-BASE HITS**

1. ♦Lorena Bauer (2011) 25
- ♦Jenavee Peres (2015) 20
- ♦Hayley Miles (2011) 19
- ♦Monica Alnes (2006) 17
- ♦Erin Floros (2006) 17

▷ **SINGLES**

1. ♦Brittany Knudsen (2007) 52

▷ **DOUBLES**

1. ♦Erin Floros (2006) 13
- ♦Monica Alnes (2006) 12
- ♦Jenavee Peres (2015) 11
- ♦Hayley Miles (2011) 11
- ♦Erryn Gutjahr (1996) 11

▷ **TRIPLES**

1. ♦Kayla Jordan (2012) 5
- ♦Hayley Miles (2011) 4
- Stephanie Chapel (1990) 4
- ♦Brittany Knudsen (2007) 3
- ♦Kristen Carranza (2005) 3
- ♦Kellie Nordhagen (1999) 3

▷ **HOME RUNS**

1. ♦Lorena Bauer (2011) 15
- ♦Jenavee Peres (2015) 9
- ♦Shelby Thompson (2017) 7
- ♦Molly Sturdivant (2016) 6
- ♦Jaylene Ignacio (2014) 5
- ♦Hayley Miles (2011) 5
- ♦Sarah Hershman (1999) 5

▷ **RUNS BATTED IN**

1. ♦Jenavee Peres (2015) 48
- ♦Lorena Bauer (2011) 48
- ♦Molly Sturdivant (2016) 32
- ♦Sydnee Cable (2014) 32
- ♦Monica Alnes (2006) 32

▷ **TOTAL BASES**

1. ♦Jenavee Peres (2015) 96
- ♦Lorena Bauer (2011) 93
- ♦Brittany Knudsen (2007) 87
- ♦Erryn Gutjahr (1996) 87
- ♦Hayley Miles (2011) 86

▷ **WALKS**

1. ♦Sydnee Cable (2014) 36
- ♦Brittany Knudsen (2007) 24
- ♦Hayley Miles (2011) 22
- ♦Janna Kovensky (2001) 22
- ♦Melissa Owens (2006) 21
- ♦Jackie Eigner (1997) 21

▷ **TIMES HIT BY PITCH** (since 1981)

1. ♦Sydnee Cable (2014) 14
- ♦Kristen Carranza (2005) 6
- ♦Jenavee Peres (2015) 5
- ♦Hayley Miles (2011) 5
- ♦Megan McDonald (2005) 5

▷ **STOLEN BASES**

1. ♦Kelley Santa Cruz (1996) 23
- ♦Jackie Eigner (1997) 18
- Lori Turken (1982) 18
- ♦Stefanie Quichocho-Rosario (2007) 15
- ♦Kayla Jordan (2012) 12

▷ **STOLEN BASE %** (since '83; min. 8 att)

1. Lori Turken (1982) 1.000 (18/18)
- ♦Stefanie Quichocho-Rosario (2007) .938
- ♦Kelley Santa Cruz (1996) .920
- ♦Janna Kovensky (2001) .900
- ♦Chrystal Friesen (1993) .889

▷ **SACRIFICE HITS**

1. ♦Janna Kovensky (2001) 9
- ♦Jackie Eigner (1997) 9
- ♦Jen Wisneski (2008) 8
- ♦Joann Figueroa (2001) 8
- ♦Christie Markham (2005) 7
- ♦Deanna Richards (2003) 7

▷ **SACRIFICE FLIES** (since 1983)

1. ♦Molly Sturdivant (2016) 5
- ♦Kelly Bunker (1999) 4
- ♦Jenavee Peres (2015) 3
- ♦Lorena Bauer (2011) 3
- Stephanie Chapel (1990) 3
- ♦Frankie Orlando (2014) 2
- ♦Kristin May (2010) 2
- ♦Monica Alnes (2006) 2
- ♦Megan McDonald (2005) 2
- ♦Kellie Nordhagen (1999) 2
- ♦Erryn Gutjahr (1996) 2

**PITCHING RECORDS**

▷ **WINS**

1. ♦Bre DeSanta (2002) 20
- ♦Bailey Micetich (2009) 19
- ♦Sandra Durazo (1999) 18

▷ **WIN PCT.** (min. 12 decisions)

1. ♦Bailey Micetich (2009) .731
- ♦Danielle O'Toole (2013) .700
- ♦Bre DeSanta (2002) .690

▷ **EARNED RUN AVG.** (min. 80 IP)

1. Patty Mackey (1980) 1.01
- ♦Bre DeSanta (2003) 1.36
- ♦Danielle O'Toole (2013) 1.71
- ♦Bailey Micetich (2009) 1.71

▷ **APPEARANCES**

1. ♦Bre DeSanta (2002) 46
- ♦Bailey Micetich (2009) 38
- ♦Tara Atkins (1998) 36

▷ **GAMES STARTED**

1. Marquessa Penrod (1993) 29
- ♦Celena Velasquez (2003) 26
- ♦Bre DeSanta (2002) 26

▷ **COMPLETE GAMES**

1. MarQuessa Penrod (1993) 24
- Michelle Wesson (1988) 21
- ♦Bre DeSanta (2002) 20

▷ **SOLO SHUTOUTS** (since 1999)

1. ♦Bailey Micetich (2009) 7
- ♦Tara Atkins (1998) 5
- ♦Sandra Durazo (1998) 5

▷ **TOTAL SHUTOUTS**

1. ♦Bailey Micetich (2009) 11
- ♦Bre DeSanta (2003) 10

▷ **SAVES**

1. ♦Bre DeSanta (2002) 6
- ♦Erica Romero (2014) 2
- ♦Deanna Richards (2003) 2
- ♦Tara Atkins (1998) 2
- Michelle Wesson (1988) 2

▷ **INNINGS PITCHED**

1. ♦Bre DeSanta (2002) 211.2
- Marquessa Penrod (1993) 197.0
- Michelle Wesson (1988) 184.1

▷ **STRIKEOUTS**

1. ♦Bailey Micetich (2009) 180
- ♦Bre DeSanta (2002) 155
- ♦Tara Atkins (1998) 127

▷ **K'S PER 7 INNINGS** (min. 80 IP)

1. ♦Bailey Micetich (2009) 6.94
- ♦Celena Velasquez (2003) 5.44
- ♦Bre DeSanta (2002) 5.13

▷ **WALKS PER 7 INNINGS** (min. 80 IP)

1. ♦Celena Velasquez (2003) 0.83
- ♦Deanna Richards (2003) 1.25
- ♦Bailey Micetich (2009) 1.35

▷ **K/BB RATIO** (min. 80 IP)

1. ♦Celena Velasquez (2003) 6.53
- ♦Bailey Micetich (2009) 5.14

▷ **OPP. AVG.** (min. 80 IP) (since 1991)

1. ♦Bre DeSanta (2002) .205
- ♦Celena Velasquez (2003) .224
- ♦Deanna Richards (2003) .240

▷ **WHIP** (Walks+Hits/IP) (min. 80 IP)

1. Lisa Mackey (1980) 0.862

**DEFENSIVE RECORDS**

▷ **FIELDING %** (since '81, min. 120 chances)

1. ♦Taylor Adams (2018) .995
- ♦Kristin May (2010) .994
- ♦Erin Floros (2006) .993
- ♦Monica Alnes (2006) .992
- ♦Megan McDonald (2005) .984

▷ **CHANCES** (since 1981)

1. ♦Monica Alnes (2006) 376
- ♦Erryn Gutjahr (1996) 365
- ♦Jenny Briscoe (1995) 316
- ♦Jackie Eigner (1997) 299
- ♦Erin Floros (2006) 296

▷ **PUTOUTS** (since 1981)

1. ♦Monica Alnes (2006) 348
- ♦Erryn Gutjahr (1996) 318
- ♦Jenny Briscoe (1995) 267
- ♦Erin Floros (2006) 265
- ♦Megan McDonald (2005) 233

▷ **ASSISTS** (since 1981)

1. ♦Jackie Eigner (1997) 184
- ♦Shelby Thompson (2017) 131
- ♦Molly Sturdivant (2016) 130
- ♦Aimee Dine (1997) 121
- ♦Monica Downey (2013) 118
- ♦Jennifer Droback (1988) 118

Overall Statistics for Aztec Softball - Record: 10-23 (Home: 5-7; Away: 0-6; Neutral: 5-10; MW: 1-5)

2018 Overall Batting Statistics

Player	AVG	GP-GS	AB	R	H	2B	3B	HR	RBI	TB	SLG%	BB	HBP	SO	GDP	OB%	SF	SH	SB-ATT	PO	A	E	FLD%
BYRD, Katie	.301	33-33	103	12	31	7	1	0	15	40	.388	9	1	15	0	.363	0	1	3-3	84	60	7	.954
ADAMS, Taylor	.271	33-33	96	5	26	4	0	1	8	33	.344	4	3	19	1	.317	1	1	1-2	212	4	1	.995
STURDIVANT, Molly	.268	33-33	97	7	26	3	0	4	21	41	.423	9	1	20	3	.336	0	2	0-0	100	37	7	.951
HILL, Iesha	.242	29-27	66	2	16	2	0	0	4	18	.273	8	2	19	0	.342	0	0	1-1	16	26	6	.875
STEWART, Taylor	.231	32-29	78	3	18	3	0	2	5	27	.346	9	1	28	0	.315	1	1	0-0	1	0	1	.500
WRIGHT, Kiera	.200	25-17	55	7	11	0	0	0	0	11	.200	7	1	12	0	.302	0	1	3-4	29	2	0	1.000
THOMPSON, Shelby	.187	33-32	91	9	17	3	0	1	5	23	.253	5	3	11	0	.253	0	0	4-7	57	73	12	.915
SMITH, Megan	.167	30-23	66	7	11	3	0	0	3	14	.212	9	0	17	0	.267	0	2	0-2	38	2	2	.952
MESHACK, Zaria	.137	29-21	51	8	7	1	0	0	2	8	.157	7	2	10	0	.267	0	3	4-5	23	5	0	1.000
FICK, Jordyn	.103	24-12	29	2	3	0	0	0	1	3	.103	5	1	9	0	.257	0	1	1-3	20	2	0	1.000
-----																							
OLIVARRIA, Gaby	.250	2-1	4	0	1	0	0	0	0	1	.250	0	0	1	0	.250	0	0	0-0	0	0	0	.000
MUNOZ, Kelsey	.241	10-10	29	2	7	1	0	0	0	8	.276	1	1	3	1	.290	0	0	0-1	9	26	0	1.000
JUSAY, Janina	.182	22-8	22	3	4	0	0	0	0	4	.182	1	0	10	0	.217	0	0	2-3	8	0	1	.889
METCALFE, Aris	.167	27-6	12	9	2	0	0	0	0	2	.167	1	0	4	0	.231	0	0	8-8	9	0	0	1.000
UMI, Alizae	.100	15-9	20	1	2	0	0	0	2	2	.100	2	2	7	0	.240	1	1	0-0	43	3	1	.979
SOK, Kayla	.000	14-3	8	0	0	0	0	0	0	0	.000	1	1	3	0	.200	0	1	1-1	4	2	1	.857
SHERBURNE, Anna	.000	5-0	5	0	0	0	0	0	0	0	.000	0	0	1	0	.000	0	0	0-0	0	0	0	.000
PARKER, Kristen	.000	1-0	0	0	0	0	0	0	0	0	.000	0	0	0	0	.000	0	0	0-0	0	0	0	.000
<b>TOTALS</b>	<b>.219</b>	<b>33-33</b>	<b>832</b>	<b>77</b>	<b>182</b>	<b>27</b>	<b>1</b>	<b>8</b>	<b>66</b>	<b>235</b>	<b>.282</b>	<b>78</b>	<b>19</b>	<b>189</b>	<b>5</b>	<b>.299</b>	<b>3</b>	<b>14</b>	<b>28-40</b>	<b>660</b>	<b>290</b>	<b>44</b>	<b>.956</b>
<b>OPPONENTS</b>	<b>.276</b>	<b>33-33</b>	<b>881</b>	<b>136</b>	<b>243</b>	<b>35</b>	<b>7</b>	<b>23</b>	<b>122</b>	<b>361</b>	<b>.410</b>	<b>65</b>	<b>11</b>	<b>116</b>	<b>3</b>	<b>.331</b>	<b>8</b>	<b>24</b>	<b>30-37</b>	<b>663</b>	<b>285</b>	<b>45</b>	<b>.955</b>

Totals: LOB - Team (212), Opp (199). DPs turned - Team (10), Opp (8). IBB - Team (0), Opp (3). Picked off - METCALFE 1.

2018 Overall Pitching Statistics

Player	ERA	W-L	APP	GS	CG	SH/CBO	SV	IP	H	R	ER	BB	SO	2B	3B	HR	AB	B/Avg	WP	HBP	BK	SFA	SHA
FORMBY, Alex	2.58	7-9	27	4	1	0/0	0	89.2	71	46	33	20	57	7	2	9	332	.214	2	6	0	6	10
MORENO, Marissa	3.63	2-12	29	25	2	1/0	0	96.1	119	68	50	35	48	17	5	8	401	.297	5	4	0	2	10
MCDONALD, Julie	4.53	1-2	13	4	1	1/0	0	34.0	53	22	22	10	11	11	0	6	148	.358	4	1	0	0	4
<b>TOTALS</b>	<b>3.34</b>	<b>10-23</b>	<b>33</b>	<b>33</b>	<b>4</b>	<b>2/0</b>	<b>0</b>	<b>220.0</b>	<b>243</b>	<b>136</b>	<b>105</b>	<b>65</b>	<b>116</b>	<b>35</b>	<b>7</b>	<b>23</b>	<b>881</b>	<b>.276</b>	<b>11</b>	<b>11</b>	<b>0</b>	<b>8</b>	<b>24</b>
<b>OPPONENTS</b>	<b>1.81</b>	<b>23-10</b>	<b>33</b>	<b>33</b>	<b>21</b>	<b>8/1</b>	<b>3</b>	<b>221.0</b>	<b>182</b>	<b>77</b>	<b>57</b>	<b>78</b>	<b>189</b>	<b>27</b>	<b>1</b>	<b>8</b>	<b>832</b>	<b>.219</b>	<b>16</b>	<b>19</b>	<b>0</b>	<b>3</b>	<b>14</b>

2018 Overall Fielding Statistics

Player	C	PO	A	E	FLD%	DPs	SBA	CSB	SBA%	PB	CI
MUNOZ, Kelsey	35	9	26	0	1.000	0	0	0	-	0	0
WRIGHT, Kiera	31	29	2	0	1.000	0	0	0	-	0	0
MESHACK, Zaria	28	23	5	0	1.000	0	0	0	-	0	0
FICK, Jordyn	22	20	2	0	1.000	1	0	0	-	0	0
MCDONALD, Julie	11	4	7	0	1.000	0	0	0	-	0	0
METCALFE, Aris	9	9	0	0	1.000	0	0	0	-	0	0
ADAMS, Taylor	217	212	4	1	.995	7	0	0	-	0	0
UMI, Alizae	47	43	3	1	.979	0	12	1	.923	1	0
BYRD, Katie	151	84	60	7	.954	3	0	0	-	0	0
SMITH, Megan	42	38	2	2	.952	0	0	0	-	0	0
STURDIVANT, Molly	144	100	37	7	.951	2	18	6	.750	5	0
THOMPSON, Shelby	142	57	73	12	.915	6	0	0	-	0	0
FORMBY, Alex	23	2	19	2	.913	0	0	0	-	0	0
JUSAY, Janina	9	8	0	1	.889	0	0	0	-	0	0
MORENO, Marissa	26	1	22	3	.885	0	0	0	-	0	0
HILL, Iesha	48	16	26	6	.875	2	0	0	-	0	0
SOK, Kayla	7	4	2	1	.857	0	0	0	-	0	0
STEWART, Taylor	2	1	0	1	.500	0	0	0	-	0	0
PARKER, Kristen	0	0	0	0	.000	0	0	0	-	0	0
SHERBURNE, Anna	0	0	0	0	.000	0	0	0	-	0	0
OLIVARRIA, Gaby	0	0	0	0	.000	0	0	0	-	0	0
<b>TOTALS</b>	<b>994</b>	<b>660</b>	<b>290</b>	<b>44</b>	<b>.956</b>	<b>10</b>	<b>30</b>	<b>7</b>	<b>.811</b>	<b>6</b>	<b>0</b>
<b>OPPONENTS</b>	<b>993</b>	<b>663</b>	<b>285</b>	<b>45</b>	<b>.955</b>	<b>8</b>	<b>28</b>	<b>12</b>	<b>.700</b>	<b>6</b>	<b>0</b>

Totals: PB - Team (6), STURDIVANT 5, UMI 1, Opp (6). Pickoffs - Team (2), STURDIVANT 2, Opp (1). SBA/ATT - STURDIVANT (18-24), UMI (12-13).

Hitting minimums - 1 Game 1.0 TPA/Game

Pitching minimums - 1 Game 5 IP 1.0 IP/Game

MW Statistics for Aztec Softball - Record: 1-5 (Home: 1-2; Away: 0-3)

2018 Mountain West Batting Statistics

Player	AVG	GP-GS	AB	R	H	2B	3B	HR	RBI	TB	SLG%	BB	HBP	SO	GDP	OB%	SF	SH	SB-ATT	PO	A	E	FLD%
WRIGHT, Kiera	.364	5-3	11	2	4	0	0	0	0	4	.364	1	0	1	0	.417	0	0	0-0	3	0	0	1.000
STEWART, Taylor	.333	5-5	12	1	4	0	0	1	2	7	.583	3	0	5	0	.467	0	0	0-0	0	0	0	.000
MUNOZ, Kelsey	.250	3-3	8	0	2	0	0	0	0	2	.250	0	1	1	0	.333	0	0	0-1	3	7	0	1.000
STURDIVANT, Molly	.214	6-6	14	0	3	0	0	0	1	3	.214	2	1	1	0	.353	0	1	0-0	14	4	1	.947
ADAMS, Taylor	.200	6-6	15	2	3	0	0	1	2	6	.400	1	2	1	0	.333	0	0	0-0	35	1	0	1.000
THOMPSON, Shelby	.188	6-6	16	2	3	0	0	0	1	3	.188	2	0	2	0	.278	0	0	2-2	11	16	2	.931
MESHACK, Zaria	.182	6-5	11	0	2	1	0	0	1	3	.273	2	0	0	0	.308	0	0	1-2	7	1	0	1.000
BYRD, Katie	.125	6-6	16	0	2	0	0	0	0	2	.125	1	1	5	0	.222	0	1	0-0	18	9	1	.964
HILL, Iesha	.100	5-5	10	0	1	0	0	0	0	1	.100	1	1	3	0	.250	0	0	0-0	1	3	1	.800
SMITH, Megan	.000	5-3	10	0	0	0	0	0	0	0	.000	0	0	6	0	.000	0	0	0-0	5	0	1	.833
-----																							
FICK, Jordyn	.000	5-2	5	0	0	0	0	0	0	0	.000	0	0	2	0	.000	0	0	0-0	3	0	0	1.000
JUSAY, Janina	.000	4-2	5	1	0	0	0	0	0	0	.000	0	0	2	0	.000	0	0	0-0	3	0	0	1.000
UMI, Alizae	.000	3-2	4	0	0	0	0	0	0	0	.000	0	0	3	0	.000	0	0	0-0	2	0	0	1.000
METCALFE, Aris	.000	3-0	0	1	0	0	0	0	0	0	.000	0	0	0	0	.000	0	0	2-2	0	0	0	.000
<b>TOTALS</b>	<b>.175</b>	<b>6-6</b>	<b>137</b>	<b>9</b>	<b>24</b>	<b>1</b>	<b>0</b>	<b>2</b>	<b>7</b>	<b>31</b>	<b>.226</b>	<b>13</b>	<b>6</b>	<b>32</b>	<b>0</b>	<b>.276</b>	<b>0</b>	<b>2</b>	<b>5-7</b>	<b>108</b>	<b>50</b>	<b>9</b>	<b>.946</b>
<b>OPPONENTS</b>	<b>.314</b>	<b>6-6</b>	<b>156</b>	<b>35</b>	<b>49</b>	<b>3</b>	<b>1</b>	<b>11</b>	<b>32</b>	<b>87</b>	<b>.558</b>	<b>11</b>	<b>2</b>	<b>13</b>	<b>1</b>	<b>.363</b>	<b>2</b>	<b>5</b>	<b>2-3</b>	<b>114</b>	<b>51</b>	<b>11</b>	<b>.938</b>

Totals: LOB - Team (35), Opp (33). DPs turned - Team (2).

2018 Mountain West Pitching Statistics

Player	ERA	W-L	APP	GS	CG	SH/CBO	SV	IP	H	R	ER	BB	SO	2B	3B	HR	AB	B/Avg	WP	HBP	BK	SFA	SHA
MCDONALD, Julie	3.89	0-0	4	1	0	0/0	0	9.0	13	5	5	3	2	2	0	3	37	.351	0	0	0	0	2
MORENO, Marissa	4.38	0-3	5	4	1	0/0	0	16.0	24	16	10	3	8	1	1	2	72	.333	0	1	0	1	3
FORMBY, Alex	5.73	1-2	5	1	0	0/0	0	11.0	12	14	9	5	3	0	0	6	47	.255	0	1	0	1	0
<b>TOTALS</b>	<b>4.67</b>	<b>1-5</b>	<b>6</b>	<b>6</b>	<b>1</b>	<b>0/0</b>	<b>0</b>	<b>36.0</b>	<b>49</b>	<b>35</b>	<b>24</b>	<b>11</b>	<b>13</b>	<b>3</b>	<b>1</b>	<b>11</b>	<b>156</b>	<b>.314</b>	<b>0</b>	<b>2</b>	<b>0</b>	<b>2</b>	<b>5</b>
<b>OPPONENTS</b>	<b>1.29</b>	<b>5-1</b>	<b>6</b>	<b>6</b>	<b>6</b>	<b>0/0</b>	<b>0</b>	<b>38.0</b>	<b>24</b>	<b>9</b>	<b>7</b>	<b>13</b>	<b>32</b>	<b>1</b>	<b>0</b>	<b>2</b>	<b>137</b>	<b>.175</b>	<b>1</b>	<b>6</b>	<b>0</b>	<b>0</b>	<b>2</b>

2018 Mountain West Fielding Statistics


Player	C	PO	A	E	FLD%	DPs	SBA	CSB	SBA%	PB	CI
ADAMS, Taylor	36	35	1	0	1.000	1	0	0	-	0	0
MUNOZ, Kelsey	10	3	7	0	1.000	0	0	0	-	0	0
MESHACK, Zaria	8	7	1	0	1.000	0	0	0	-	0	0
FICK, Jordyn	3	3	0	0	1.000	0	0	0	-	0	0
WRIGHT, Kiera	3	3	0	0	1.000	0	0	0	-	0	0
JUSAY, Janina	3	3	0	0	1.000	0	0	0	-	0	0
MCDONALD, Julie	3	1	2	0	1.000	0	0	0	-	0	0
UMI, Alizae	2	2	0	0	1.000	0	1	0	1.000	0	0
BYRD, Katie	28	18	9	1	.964	0	0	0	-	0	0
STURDIVANT, Molly	19	14	4	1	.947	1	1	1	.500	1	0
THOMPSON, Shelby	29	11	16	2	.931	2	0	0	-	0	0
SMITH, Megan	6	5	0	1	.833	0	0	0	-	0	0
HILL, Iesha	5	1	3	1	.800	0	0	0	-	0	0
FORMBY, Alex	5	1	3	1	.800	0	0	0	-	0	0
MORENO, Marissa	7	1	4	2	.714	0	0	0	-	0	0
METCALFE, Aris	0	0	0	0	.000	0	0	0	-	0	0
STEWART, Taylor	0	0	0	0	.000	0	0	0	-	0	0
<b>TOTALS</b>	<b>75</b>	<b>48</b>	<b>24</b>	<b>3</b>	<b>.960</b>	<b>1</b>	<b>0</b>	<b>0</b>	<b>-</b>	<b>1</b>	<b>0</b>
<b>OPPONENTS</b>	<b>97</b>	<b>57</b>	<b>38</b>	<b>2</b>	<b>.979</b>	<b>0</b>	<b>0</b>	<b>0</b>	<b>-</b>	<b>1</b>	<b>0</b>

Totals: PB - Team (1), STURDIVANT 1, Opp (1). SBA/ATT - STURDIVANT (1-2), UMI (1-1).

Hitting minimums - 1 Game 1.0 TPA/Game

Pitching minimums - 1 Game 5 IP 1.0 IP/Game


# BROADCAST ROSTER



**00**  
**Aris Metcalfe**  
 Jr. • OF • 5-4 • L/R  
 Compton, Calif.




**1**  
**Megan Smith**  
 So. • OF • 5-4 • L/R  
 Valencia, Calif.



**2**  
**Zaria Meshack**  
 Sr. • OF • 5-2 • L/R  
 Vallejo, Calif.



**3**  
**Gaby Olivarria**  
 Fr. • UTIL • 5-5 • L/R  
 San Diego, Calif.




**4**  
**Kristen Parker**  
 So. • OF • 5-4 • R/R  
 Mira Mesa, Calif.




**7**  
**Kayla Sok**  
 Jr. • MI/OF • 5-4 • R/R  
 Glendora, Calif.




**8**  
**Janina Jusay**  
 Fr. • OF • 5-5 • R/R  
 San Diego, Calif.




**10**  
**Julie McDonald**  
 Jr. • P • 5-10 • R/R  
 Carlsbad, Calif.




**11**  
**Katie Byrd**  
 Jr. • 2B • 5-6 • R/R  
 Santee, Calif.




**12**  
**Konner Dahlberg**  
 Fr. • P/1B • 6-0 • R/R  
 San Diego, Calif.




**14**  
**Katelyn Kempton**  
 Fr. • MI • 5-5 • R/R  
 Pomona, Calif.



**15**  
**Alizae Umi**  
 Fr. • C • 5-5 • R/R  
 Torrance, Calif.



**16**  
**Jordyn Fick**  
 Fr. • OF • 5-1 • L/R  
 Ramona, Calif.



**19**  
**Alex Formby**  
 Sr. • P • 6-0 • R/R  
 Orange, Calif.




**20**  
**Shelby Thompson**  
 So. • SS • 5-6 • R/R  
 Benicia, Calif.




**21**  
**Taylor Stewart**  
 Sr. • 1B/UTIL • 5-10 • L/R  
 Bellflower, Calif.




**22**  
**Kiera Wright**  
 So. • OF • 5-6 • L/R  
 Riverside, Calif.



**24/31**  
**Ilesha Hill**  
 Sr. • 3B • 5-4 • R/R  
 Carlsbad, Calif.




**26/17**  
**Kelsey Munoz**  
 Fr. • 3B • 5-10 • R/R  
 Chula Vista, Calif.



**28/23**  
**Anna Sherburne**  
 So. • C • 5-6 • R/R  
 El Cajon, Calif.




**31/43**  
**Molly Sturdivant**  
 Jr. • C/3B • 5-6 • R/R  
 Santa Ana, Calif.



**33**  
**Marissa Moreno**  
 So. • P • 5-11 • R/R  
 Torrance, Calif.



**43**  
**Jenavee Peres**  
 Sr. • C • 5-5 • R/R  
 Garden Grove, Calif.



**99**  
**Taylor Adams**  
 Fr. • 1B • 5-9 • R/R  
 Mill Creek, Wash.



**Kathy Van Wyk**  
 Head Coach - 22nd Season  
 Cal State Fullerton, 1983