

WYOMING



2019 COWBOY FOOTBALL

Media Contacts: Tim Harkins, Associate AD for Media and Public Relations - Cell Phone: 307-760-7847 - Email: tharkins@uwyo.edu
 Nick Seeman, Assistant AD for Media and Public Relations - Cell Phone: 612-741-0550 - Email: nseeman@uwyo.edu

TV-Radio Coverage

Television Information

Televised By CBS Sports Network
Play-by-Play Announcer Carter Blackburn
Color Analyst Aaron Taylor
Sideline: Jenny Dell

Radio Broadcast Information

The Cowboy Sports Network (CSN):

- Every Cowboy Football game is broadcast live on the 26 Affiliates of the Cowboy Sports Network
- Flagship Station, KFBC 1240 AM, Cheyenne, Wyo.

Announcers:

- Dave Walsh, Play-by-Play (36th year)
- Kevin McKinney, Color Analyst (22nd year)
- Reece Monaco, Sideline Reporter (9th year)

Pregame Show:

- Begins one hour prior to kickoff.

Postgame Show:

- Begins immediately after the game

Week 6: Sat., Oct. 12, 2019, 8:30 p.m. M.T.

SDCCU Stadium (54,000)

San Diego, Calif.

The Wyoming Cowboys

(4-1, 1-0 in the Mountain West Conference)

Head Coach: Craig Bohl (Nebraska '82)

Overall Record: 136-68 (.667), 17th season

Record at Wyoming: 32-36 (.470), 6th season

Conference Record: 69-45 (.605), 17th season

vs.

RV/ NR The San Diego State Aztecs

(4-1, 1-1 in the Mountain West Conference)

Head Coach: Rocky Long (New Mexico '74)

Overall Record: 140-105 (.571), 20th Season

Record at School: 75-36 (.676), 11th Season

Conference Record: 88-59 (.599), 20th Season



Weekly Coach's Show

"Craig Bohl Radio Show"
 Presented by Laramie GM Auto Center

Where and When You Can Listen to and Attend the Show

1. Wednesdays from 7:00-8:00 p.m., M.T. Beginning Wednesday, Aug. 28, 2019
2. Listen on Cowboy Sports Network radio affiliates
3. Attend in person at Altitude Chophouse and Brewery in downtown Laramie

Weekly Media Events

Mondays

Wyoming Football Weekly Press Conference

- Mick and Susie McMurtry
High Altitude Performance Center (HAPC)
Special Teams Room
- 12 p.m.-12:20 p.m., Craig Bohl Press Conference
- 12:20-2:15 p.m., Requested Players and Asst. Coaches

Tuesdays

Interviews With Craig Bohl Before Practice

- Arrange with Nick Seeman of UW Athletic Media Relations

Interviews with Players Unavailable on Mondays

- Those players who were requested but weren't available on Mondays will be made available on Tuesdays. Arrange details with Nick Seeman

Wednesdays

Interviews With Craig Bohl Before Practice

- Arrange with Nick Seeman

Thursdays and Fridays

No Interviews With Coaches or Players

Postgame Press Conferences

Coach Bohl followed by Requested Players

- For Home Games the postgame interviews will take place in the HAPC WAR Room on the main level
- For Road Games, locations TBA

2019 Wyoming Football Schedule

Date	Opponent (Special Events)	Score/Time (M.T.)	TV
Sat., Aug. 31	MISSOURI (Hall of Fame, Rodeo Day)	W, 37-31	CBSSN
Sat., Sept. 7	at Texas State	W, 23-14	ESPN+
Sat., Sept. 14	IDAHO (Black 14 50th, Fan Appreciation, Ag Day)	W, 21-16	ESPN3
Sat., Sept. 21	at Tulsa	L, 21-24	CBSSN
Sat., Sept. 28	UNLV*(Energy & Military Day, Family Weekend)	W, 53-17	ESPNU
Sat., Oct. 5	BYE Week		
Sat., Oct. 12	at San Diego State*	8:30 p.m.	CBSSN
Sat., Oct. 19	NEW MEXICO* (Homecoming, W Club Weekend)	1:00 p.m.	AT&T SPORTSNET
Sat., Oct. 26	NEVADA*	Noon	AT&T SPORTSNET
Sat., Nov. 2	BYE Week		
Sat., Nov. 9	at Boise State*	TBA	ESPN Networks
Sat., Nov. 16	at Utah State*	TBA	ESPN Networks
Fri., Nov. 22	COLORADO STATE*	7:30 p.m.	ESPN2
Sat., Nov. 30	at Air Force*	Noon	TBA
Sat., Dec. 7	Mountain West Championship Game+	2:00 p.m.	ESPN

• Additional game times and television coverage by AT&T SportsNet and Stadium will be announced at future dates

• BOLD AND CAPS Indicate Home games

*Indicates Mountain West Conference games

Wyoming and San Diego State Preview

• This week's contest will mark the 38th meeting between the two schools in a series that dates back to 1978. Wyoming leads the all-time series 19-18 and is 7-11 in San Diego.

• Wyoming is coming off a bye week. The Pokes own a 4-3 record coming off a bye week under head coach Craig Bohl. Wyoming has won four of the last five games coming off a bye week under Bohl.

• The Cowboys are off to a 4-1 start this season, as it is the best start since the 2007 season.

• The Pokes scored 53 points against UNLV, as it was the second most in the Craig Bohl era of Cowboy Football. Wyoming scored 66 points at UNLV in 2016.

University of Wyoming
Fast Facts

General Information

Location: Laramie, Wyo.
Founded: 1886
Enrollment: 12,450
Acting President: Neil Theobald
Athletics Director: Tom Burman
Colors: Brown & Gold
Nickname: Cowboys, Pokes
Conference: Mountain West
Stadium: Jonah Field at War Memorial Stadium
Capacity: 29,181
Surface: FieldTurf Revolution

2019 Team Information

Offensive Scheme: Pro-Style, West Coast
Defensive Scheme: Tampa 2 (4-3)
Starters Returning: 13 Total
 (5 Offense, 6 Defense, 2 Special Teams)
Starters Lost: 11 Total
 (6 Offense, 5 Defense, 0 Special Teams)
Lettermen Returning: 42 Total
 (20 Offense, 17 Defense, 5 Special Teams)
Lettermen Lost: 26 Total
 (13 Offense, 13 Defense, 0 Special Teams)
Other Returners: 34 Total
 (18 Offense, 16 Defense, 0 Special Teams)
2019 Signings: 24 Total
 (13 Offense, 11 Defense, 0 Special Teams)

2019 Coaching Staff

Head Coach: Craig Bohl (Nebraska '82)
Overall Record: 136-68 (.667), 17th season
Record at Wyoming: 32-36, 6th season
Offensive Coaching Staff
Associate Head Coach/Offensive Coordinator/QBs
 Brent Vigen (North Dakota State '98)
Wide Receivers
 Mike Grant (Nebraska '93)
Running Backs/Director of Player Personnel
 Gordie Haug (Bemidji State '09)
Offensive Line
 Bart Miller (New Mexico '07)
Co-Special Teams Coord./Tight Ends/Fullbacks
 Shannon Moore (Black Hills State '00)
Defensive Coaching Staff
Defensive Coordinator/Linebackers
 Jake Dickert (Wisconsin-Stevens Point '07)
Run-Game Coord./DEs/Co-Special Teams Coord.
 AJ Cooper (North Dakota State '06)
Safeties
 Willie Mack Garza (Texas '93)
Defensive Tackles
 Pete Kaligis (Washington '94)
Cornerbacks
 John Richardson (North Dakota St. '10)
Administrative Staff
Associate A.D. for Football Operations
 Brent Vernon (Missouri '08)
Director of Recruiting
 Ian McGrew (Tennessee-Martin '15)
Director of On-Campus Recruiting
 Jacob Claborn (Cal Lutheran '09)

THIS WEEK IN COWBOY FOOTBALL

Cowboys Have Four Rushers with 100 Yard Games: The Wyoming Cowboys ground game has been solid all season and heading into the week the Pokes are one of four teams in the nation that has four rusher that have rushed for 100 or more yard in a game this season.

Teams with four Players with at Least One 100-yard Rushing Game

Wyoming : Sean Chambers, Xazavian Valladay, Trey Smith and Titus Swen
Houston: Clayton Tune, Kyle Porter, D'Eriq King and Patrick Carr
Louisiana: TJ Wisham Jr., Trey Ragas, Elijah Mitchell and Raymond Calais
South Carolina: Kevin Harris, Tavien Feaster, Rico Dowdle and Mon Denson

Wilson One of Best Active Players: Senior linebacker Logan Wilson has turned himself into on the nation's finest defensive players. He is second in active career tackles with 361. He also ranks in the top-10 amongst active players in other statistics.

Career Tackles: 2nd - 361 Total Tackles
Total tackles Per Game: 5th - 8.2 Tackles Per Game
Solo Tackles: 2nd - 218 Solo Tackles
Solo Tackles Per Game: 5th - 4.95 Solo Tackles Per Game
Total Tackles for Loss: 9th - 30.0 Tackles for Loss
Assisted Tackles: 8th - 143 Assisted Tackles
Interceptions: 12th - 7 Interceptions
Defensive TDs: 2nd - 3 Touchdowns

Best Start Since 2007: The Cowboys opened Mountain West play with a 53-17 win over UNLV. It marked the Pokes' fourth win of the season and marked Wyoming best start since opening the season 4-1 during the 2007 campaign. It is the best start of the Craig Bohl era of Wyoming Football.

Swen Has Career Day: True freshman running back Titus Swen rushed for a career-high 136 yards against UNLV. He also finished the day with his first career touchdown that was a 59 yard rush for the longest of his career. He is second on the team rushing for 314 yards on the season.

Ground Game Goes Off: The Pokes ground game was on point in the 53-17 win over UNLV. Wyoming rushed for a season-high 374 yards with five rushing scores. The 374 rushing yards was the most since rushing for 424 yards against San Jose State on Nov. 3, 2018. The Pokes averaged 7.8 yards per rush against the Rebels and all four rushers had a rush of 15 yards or better. Wyoming is No. 14 in the nation and second in the MW in rushing at 248.2 per game.

Busy First Half: The Cowboys recorded 33 points in the first half against the Rebels. It was the most since scoring 42 points in the first half against New Mexico in 2017, a contest also in War Memorial Stadium. The Pokes scored 26 points in the second quarter, as it was the second most points in a quarter after Wyoming scored 27 points against Missouri in the second frame in the season opener. Wyoming is outscoring opponents 77-31 in the second quarter this season.

Offense Breakouts: The Wyoming offense recorded a season-high 498 yards of total offense in the win over UNLV. It was the most yards in a game since recording 528 yards of total offense against Utah State on Nov. 5, 2016.

2019 Captains Announced

Wyoming Head coach Craig Bohl announced captains for the 2019 season on August 24. The group features five players including two Wyoming natives. This season's captains are senior linebacker Logan Wilson, senior tight end Josh Harshman, senior defensive end Josiah Hall, senior wide receiver Austin Conway and redshirt freshman quarterback Sean Chambers. Wilson is a three time captain for the Cowboys. Wilson has started every game of his college career for the Cowboys -- 39 consecutive entering his senior season. Harshman has played in 41 career games for the Pokes at tight end. Josiah Hall has appeared in 35 career games for the Pokes at defensive end. Conway has appeared in 39 career games for the Pokes with 105 catches for 906 yards with four touchdowns. Chambers becomes the seventh Cowboy to be named a team captain under their junior season. Chambers appeared in four games under center for the Pokes. He held a 3-1 record in those contests including going 3-0 as a starter. He was 15-of-25 passing for 60 percent. Chambers threw for 266 yards with three touchdowns. He also rushed for 329 yards and finished with 595 yards of total offense.

MW Preseason Poll

Wyoming was selected to finish fourth in the MW Mountain Division in the preseason vote of MW media. Boise State was picked as the favorite in the Mountain Division receiving 15 first-place votes and 120 total points. Utah State was selected to finish second, receiving the other six first-place votes and 108 total points. Air Force received 73 points to edge out the Cowboys, who were selected to finish fourth (66 points), followed by Colorado State (52 points) and New Mexico (22 points).

Fresno State is the preseason favorite to win the West Division, receiving 17 of 21 first-place votes for 122 total points. San Diego State received three first-place votes and 106 total points to place second. Nevada (74 points), Hawai'i (67 points, including one first-place vote), UNLV (51) and San Jose State (21) round out the West Division preseason poll.

MOUNTAIN DIVISION

Rank	Team (first-place votes)	Points
1	Boise State (15)	120
2	Utah State (6)	108
3	Air Force	73
4	Wyoming	66
5	Colorado State	52
6	New Mexico	22

WEST DIVISION

Rank	Team (first-place votes)	Points
1	Fresno State (17)	122
2	San Diego State (3)	106
3	Nevada	74
4	Hawai'i (1)	67
5	UNLV	51
6	San José State	21

THIS WEEK IN COWBOY FOOTBALL

Did you Know: When freshman running back Titus Swen rushed for his 59 yard touchdown against UNLV it marked the first time since the 1977 season that Wyoming had four different rushers with a rush of 50 or more yards.

Halliburton Keeps Pace: Senior safety Alijah Halliburton recorded a team-high 11 tackles in the win over UNLV. He leads Wyoming with 54 total tackles for the season and adds 10.8 tackles per game to rank tenth in the NCAA this season.

Pokes Force Turnovers: Wyoming forced a season-high three interceptions in the win over UNLV. The three interceptions were the most in a contest since recording four interceptions against Central Michigan in the 2017 Famous Idaho Potato Bowl. Wyoming has forced 10 turnovers this season and has scored 41 of their points this season off of turnovers. Wyoming third in the nation in turnover margin at +1.60

Tight Ends Making Plays: The Cowboy tight ends made a difference in the win over UNLV. Senior Josh Harshman hauled in a 56 yard touchdown pass for the longest of his career. Redshirt freshman Jackson Marcotte scored on a 20 yard pass from Chambers for the first TD of his career.

New Faces on O-Line: Redshirt freshman Frank Crum and sophomore guard Patrick Arnold filled into the offense line for the Pokes against UNLV for Alonzo Velazquez (RT) and Logan Harris (RG). The duo helped the Pokes rush for a season-high 374 yards.

Back to Grass: When the Pokes hit the field against San Diego State inside SDCCU Stadium it will mark the first time since the Poinsettia Bowl in 2016 that the Pokes have played on a grass surface.

Wells-Ross Has Career Night: Sophomore defensive end Davon Wells-Ross had a career day against UNLV. He recorded two sacks on the night for the Pokes. It was the first two of his career in the Brown and Gold.

Conway Surpasses 1,000 Yards: Senior wide receiver Austin Conway grabbed two passes for 48 yards in the win over UNLV. With the pair of catches he now has 114 grabs for 1,031 yards in his career. He also had six punt returns for 92 yards against the Rebels. He has 773 yards in punt returns for his career averaging 8.2 yards per return. He leads the MW in punt return yards at 13.3, which ranks No. 13 in the nation.

Pair of 100 Yard Rushers: The Pokes had a pair of 100 yard rushers against UNLV in Titus Swen with 136 yards and Sean Chambers with 102 yards. Wyoming has had two 100 yard rushers in two games this season. Chambers (120 Yards) and Xazavian Valladay (118 Yards) did so in the season opener against Missouri. Wyoming had two 100 yard rushers in four games last season.

Chunk Plays for Pokes : The Pokes record nine chunk plays in the contest against Tulsa and 12 plays against UNLV, a chunk play is 15 yards or more. Six of those chunk plays against Tulsa came in the fourth quarter on the back of quarterback Sean Chambers. He had two rushes of over 15 yards and added four passing plays of over 15 yards. Wyoming has 18 Chunk plays in the last five quarters for 3.6 per quarter.

Byrd Brings Pressure: Redshirt freshman Solomon Byrd is having quite the season so far for the Brown and Gold. Through four games he has 18 tackles with 5.5 of those tackles being tackles for loss. Byrd also leads the Cowboys with 3.5 sacks for the season. His 1.17 sacks per game ranks second in the MW and eighth in the nation. At Tulsa, Byrd finished the contest with six tackles with 2.5 sacks. He also forced a fumble in the contest and recovered the ball as well.

Cowboy Notes

Szpor Up for Holder of the Year:

Senior holder Nick Szpor has been named a candidate for Holder of the Year by the HOTY Foundation. The senior has played in all 41 games in his career. The winner has the opportunity to raise money for a charity of their choice. The Mortell Award was created in 2015 by Minnesota's Peter Mortell.

What A Quarter: The Cowboys found themselves in a 14-0 deficit against the Tigers in the season opener.

Wyoming responded with 27 points in the second quarter and took a 27-17 lead into the half. It was the most points scored in a quarter by Wyoming since scoring 35 against New Mexico in the second quarter on Oct. 28, 2017 in a contest also in War Memorial Stadium.

Halliburton Named BRONKO NAGURSKI NATIONAL DEFENSIVE PLAYER OF THE WEEK:

Wyoming strong safety Alijah Halliburton posted a career-high 17 tackles and a fumble recovery as the Cowboys beat Missouri, 37-31, in their season opener and earned a fifth consecutive win dating back to last season. For his 13 solo tackles and a game-changing takeaway and return, Halliburton has earned the Bronko Nagurski National Defensive Player of the Week honor for games of the weekend of Aug. 31, as selected by the Football Writers Association of America. Halliburton will be added to the Bronko Nagurski Trophy Watch List.

Big Plays and the Running Game:

The Cowboys rushed for 297 yards in the season opener against Missouri. Wyoming ranks No. 16 in the nation in rushing after the first week of play. The Pokes had two rushers over 100 yards in quarterback Sean Chambers (120) and running back Xazavian Valladay (118). It was the fifth time in the last six game Wyoming has had two rushers at over 100 yards. What was very impressive was the Pokes averaged 7.9 yards per carry on the night. Wyoming also recorded five rushes over 15 yards including a 61 yard touchdown from Valladay and a 75 yard rush for a touchdown from Chambers.

Big Plays in Passing Game: Wyoming is passing for 116.6 yards per game. But an important note is that the Cowboys rank fourth in the nation in passing yards per completion at 17.67,

Chambers Leads Comeback: Redshirt freshman quarterback Sean Chambers led a fourth quarter comeback for the Cowboys in Tulsa. He rushed for one touchdown from 16 yards and also threw for a touchdown from 53 yards. He finished the fourth quarter with 165 total yards, as he passed for 124 yards and rushed for 41 yards.

Pokes and Tackles for Loss: The Cowboys recorded a season-high 14 tackles for loss at Tulsa. It marked the first time in the MW era of Cowboy football that Wyoming has recorded that many tackles for loss. Wyoming tackles for loss accounted for -64 yards for Tulsa. The Pokes had 10 different players record a tackle for loss in the contest. For the season, The Pokes have 42 tackles for loss averaging 8.4 per game, which leads the Mountain West and ranks ninth in the nation.

Cowboys Pressure Quarterback: The Cowboys have also pressured the quarterback this season. Wyoming has 20 sacks for the season, which leads the Mountain West and ranks eighth in the nation. Wyoming recorded seven sacks in the contest against Tulsa and two against UNLV. Wyoming is averaging 4.0 tackles for loss on the season, which is the highest number in the Craig Bohl era.

Sacks Per Game Under Craig Bohl

1. 4.0 sacks Per Game (2019)
2. 2.5 Sacks Per Game (2017)
3. 2.1 Sacks Per Game (2016)
4. 1.6 Sacks Per Game (2018)
5. 1.2 Sacks Per Game (2014)
6. 0.8 Sacks Per Game (2015)

PBUW: The Pokes have been active in the passing game this season. Wyoming has broken up 28 passes for the season for 5.6 per game. Last season, the Pokes broke up 51 for the season, as Wyoming is nearly averaging two more break ups per game than last season.

Halliburton is Everywhere: Senior safety Alijah Halliburton tied a career high with 17 tackles at Tulsa, as he also had 17 tackles against Missouri. He also added 11 tackles against UNLV. He has been involved in 14 percent of the defensive plays this season.

Wilson Just Makes Plays: Senior linebacker Logan Wilson is second on the team with 45 tackles on the season. He also ranks second on the team with six pass breakups (Blankenbaker has 7). He has had his hand in 13 percent of the defensive plays by the Cowboys.

In the Red Zone: The Pokes lead the Mountain West and rank seventh in the nation in Red Zone defense at 61 percent. Offensively, Wyoming is second in the MW and No. 43 in the nation converting on 88 percent of their offensive possessions in the Red Zone.

Turnover Margin: The Cowboys have recorded 10 turnovers on the season and only given up the ball twice (interception on hail mary to end half at Texas State and fumble against Tulsa). Wyoming ranks No. 24 in the nation in turnovers and ranks second in the nation in turnovers lost with only two.

University of Wyoming
Athletics Online
GoWyo.com

Follow Us on Twitter and Instagram
wyo_football and **wyoathletics**



Follow Us on Facebook
facebook.com/wyofootball and
facebook.com/wyoathletics



University of Wyoming
Ticket Information

Tickets to University of Wyoming Football games may be purchased through the UW Athletics Ticket Office.

- Go to **GoWyo.com/tickets**
- Email **tickets@uwyo.edu**
- Call **(307) 766-7220**.

University of Wyoming
Media Relations Staff

Contacts for Football

Tim Harkins
Associate Athletics Director
Office: (307) 766-2256
Cell: (307) 760-7847
E-Mail: tharkins@uwyo.edu

Nick Seeman
Assistant Athletics Director
Office: (307) 766-5516
Cell: (612) 741-0550
E-Mail: nseeman@uwyo.edu

Media Relations Staff

Assistant Director of Media Relations:
Amy Dambro

Media Relations Office Manager:
Diane Dodson

Director of Social Media
John Durgee

Assistant Director of Media Relations:
Kevin DeVries

Assistant Director of Media Relations:
Sean O'Sullivan

Media Relations Phone: (307) 766-2256

Media Relations FAX: (307) 766-2346

Press Box Phone: (307) 766-2222

Mailing Address:
Athletics Media Relations Office
University of Wyoming
Department 3414, 1000 E. University Ave.
Laramie, WY 82071

Overnight Shipping Address:
Athletics Media Relations Office
University of Wyoming
16th and Gibbon Streets
Laramie, WY 82071

Logan Wilson enters Wyoming Top 10 in Career Tackles: Logan Wilson entered his senior season of 2019 in 13th place on the Wyoming Career Tackle list and moved to seventh after six tackles against Tulsa and added four against UNLV. He is in rare company in Wyoming history. Wilson had 103 tackles as a junior in 2018 (42nd best single-season in school history), 119 tackles as a sophomore in 2017 (19th best single-season total in UW history), combined with his 94 tackles as a true freshman in 2016 giving him **361 career tackles** as a Cowboy.



Logan Wilson, Sr., Linebacker

Wilson is only five tackles away from 6th place, currently Gabe Knapton, a defensive line who played from 2008-11.

Wyoming's Career Tackle Leaders

<u>Player, Position</u>	<u>Years Played</u>	<u>CareerTackles</u>
1. Galand Thaxton, lb	1984-87	467
2. Andrew Wingard, s	2015-18	454
3. Jim Talich, lb	1994-97	440
4. John Salley, s	1979-82	379
5. Chris Prosinski, s	2007-10	373
6. Gabe Knapton, lb/de	2008-11	368
7. Logan Wilson, lb	2016-Present	361
8. Ken Fantetti, lb	1975-78	352
9. Lucas Wacha, lb	2013-16	344
10. Ward Dobbs, lb	2005-08	343
11. Tyler Gottschalk, lb/de	2000-03	334
12. Marcus Epps, fs	2015-18	325
13. Mike Schenbeck, lb	1985-88	324
14. Bruce Mowry, lb	1981-84	311
15. Brian Brown, lb	1996-98	303
16. Aaron Kyle, cb	1972-75	275

Cassh Maluia Named to Polynesian Player of the Year Watch List: University of Wyoming senior linebacker Cassh Maluia has been named to the 2019 Polynesian College Football Player of the Year Award Watch List. The Polynesian Football Hall of Fame announced its 2019 Watch List for the Polynesian College Football Player of the Year Award. The Award is presented annually to the most outstanding Polynesian college football player that epitomizes great ability and integrity. The Watch List is composed of 62 players from 32 different FBS schools. He has started 30 of the 42 career games he has played at Wyoming, and has been credited with 153 tackles, 12.5 tackles for loss, eight pass breakups, four interceptions, three fumble recoveries and two forced fumbles during his career.

Wilson and the Mountain West Career Tackle Chart: Logan Wilson is not only one of the top defenders in University of Wyoming history, but he is one of the best in Mountain West Conference history. He entered his senior season looking to write his name among the best defensive players in league history in terms of tackles. One of those being former teammate Andrew Wingard, who tied Carmen Messina of New Mexico for the MW career tackle record in 2018 with 454.

<u>Player and School</u>	<u>Seasons</u>	<u>Career Tackles</u>
1. Andrew Wingard, Wyoming	2015-Present	454
Carmen Messina, New Mexico	2008-11	454
3. Adam Seward, UNLV	2001-04	433
4. Dakota Cox, New Mexico	2013-16	403
5. Kirk Morrison, San Diego State	2001-04	395
6. Christian Tago, San Jose State	2013-16	384

Logan Wilson, Wyoming 2016-Present 361

Cooper Rothe Named to Multiple 2019 Preseason All-America Teams:

Cooper Rothe has been named to multiple Preseason All-America Teams in 2019.

Rothe was a First Team All-Mountain West selection in 2018. He also was named the 2018 Mountain West Conference Special Teams Player of the Year.

Team	Publication
Second Team	Sporting News
Third Team	Athlon Sports
Fourth Team	Phil Steele Publications

Cooper Rothe Selected as One of Three Finalists for the 2018 Lou Groza Collegiate Place-kicker Award:

The Palm Beach County Sports Commission selected three finalists for the 2018 Lou Groza Collegiate Place-Kicker Award presented by the Orange Bowl. Then Wyoming junior **Cooper Rothe** was one of the three finalists selected along with Andre Szmyt of Syracuse and Cole Tracy of LSU.

Szmyt was selected as the winner of the 2018 Lou Groza Award.

The three finalists were honored at the 27th Annual Lou Groza Collegiate Place-Kicker Awards Banquet, presented by the Orange Bowl, on Monday, Dec. 3 at the Kravis Center in West Palm Beach, Florida. For more information on the Lou Groza Award and the Palm Beach County Sports Commission, visit www.palmbeachsports.com.

The Lou Groza Award winner was revealed on ESPN during The Home Depot College Football Awards Show from the College Football Hall of Fame in Atlanta on Dec. 6.

Cooper Rothe Climbing Wyoming Career Charts:


Senior Cooper Rothe is already among the best place-kickers in the history of Wyoming Football. Before his senior season is over, he has an opportunity to set multiple Wyoming records.

Wyoming Football Career Scoring Leaders

Player, Position	Points Scored
1. Sean Fleming, pk	324 (153 PATs, 57 FGs)
2. Eddie Talboom, rb/pk	303 (99 PATs, 34 TDs)
3. Cory Wedel, pk	301 (139 PATs, 54 FGs)
Cooper Rothe, pk	301 (145 PATs, 52 FGs)
5. Ryan Yarbrough, wr	256 (2 PATs, 42 TDs)
6. Marcus Harris, wr	228 (38 TDs)
7. Deric Yaussi, pk	219 (102 PATs, 39 FGs)
8. Brian Hill, rb	210 (35 touchdowns)
9. Stuart Williams, pk	188 (119 PATs, 23 FGs)
10. Jerry DePoyster, pk	182 (74 PATs, 36 FGs)

Wyoming Football Career Field-Goal Leaders

Player, Position	No. of Field Goals
1. Sean Fleming, pk	57
2. Cory Wedel, pk	54
3. Cooper Rothe, pk	52
4. Deric Yaussi, pk	39
5. Jerry DePoyster, pk	36



Cooper Rothe, Sr., Place-kicker and Nick Szpor, Sr., Holder/Quarterback

Consistent Cooper, Cowboy Place-kicker was the Most Accurate Kicker in the Nation, Leads the Nation in Field-goal and PAT Percentage:

Senior place-kicker **Cooper Rothe** had another outstanding season in 2018. Rothe made 16 of 17 in field-goal attempts (94.1 percent) on the season, including making a career long 51-yarder at Missouri. His 16 field goals last season came from: 36 and 39 yards at New Mexico State; 30 yards vs. Washington State; 51 and 36 yards at Missouri; 20 yards versus Wofford; 40 and 23 yards at Hawai'i; 44 yards at Fresno State; 27, 47 and 21 yards vs. Utah State; 30 and 45 yards at Colorado State, 26 yards vs. San Jose State and 37 yards at New Mexico. His only miss all season was from 43 yards vs. SJSU. As a sophomore in 2017, Rothe made 15 of 18 (83.3 percent) field-goal attempts.

He opened the season 3-of-3 in field goals against Missouri. He connected from 19, 20 and 23 yards. He has made 24-of-29 attempts dating back to last season and was 3-of-4 against Texas State. He was 0-2 against Idaho and had a kick blocked at Tulsa

2018 NCAA Rankings

Cooper Rothe's Rankings	MW Rank	NCAA Rank
Field-goal Percentage (16 of 17, 94.1%)	No. 1	No. 1
PAT Percentage (28 of 28, 100.0%)	Tie No. 1	Tie No. 1
Field Goals per Game (1.33 per game)	No. 2	No. 26

Senior Experience: Wyoming has a group of 16 seniors who will provide Wyoming with a great deal of experience entering the 2019 season.

Of Wyoming's 16 seniors:

- Eight have played every game of their college career
 - Josh Harshman has played in all 45 games, including two in 2018 before he was injured
 - Austin Conway, Alijah Halliburton, Cooper Rothe, Nick Szpor, Jaylon Watson and Logan Wilson have all played all 44 games they have played
- Fourteen have played 31 or more games during their college careers
- Three have started 30 or more games (Cassh Maluia, Cooper Rothe and Logan Wilson)
- Five have started 20 or more games as Cowboys (Austin Conway, Josiah Hall, Cassh Maluia, Cooper Rothe and Logan Wilson)
- Two have started all 44 games they've played as Cowboys (Cooper Rothe and Logan Wilson)

Senior Games Played/Started

2019 Cowboy Seniors	Positions	Games Played	Games Started
Austin Conway	WR	44	29
Ryan Galovich	K/P	10	6
Josiah Hall	DE	38	23
Tyler Hall	CB	35	20
Alijah Halliburton	SS	44	11
Josh Harshman	TE	46	17
Raghib Ismail Jr.	WR	16	6
Cassh Maluia	LB	42	30
John Okwoli	WR	42	10
Cooper Rothe	K	44	44
Trey Smith*	RB	36	4 (2 at Louisville)
Nick Szpor	H/QB	44	0
Jaylon Watson	FB	44	0
Logan Wilson	LB	44	44
Ben Wisdorf	LB	33	0

*Graduate transfer from the University of Louisville

Cooper Rothe Named to 2019 Lou Groza Award Watch List:

Wyoming place-kicker **Cooper Rothe** was one of three finalists for the 2018 Lou Groza Award as a junior, and now as he enters his senior season he has been named to the 2019 Groza Award Watch List.

Rothe has already been named a 2019 Second Team Preseason All-American by Sporting News, a Third Team Preseason All-American by Athlon Sports and a Fourth Team Preseason All-American by Phil Steele Publications.

The Longmont, Colo., native is coming off a 2018 season that saw him become the first Wyoming Cowboy to be named a finalist for the Groza Award, which honors the nation's top collegiate place-kicker. The finalists were honored at the 27th Annual Lou Groza Collegiate Place-Kicker Awards Banquet in West Palm Beach Fla., and were also highlighted during the 2018 Home Depot College Football Awards show that aired live from the College Football Hall of Fame in Atlanta, Ga..

He was also named the Mountain West Conference Special Teams Player of the Year in 2018 and earned First Team All-Mountain West honors. Earlier this week, Rothe was named to the 2019 Mountain West Preseason All-Conference Team and was voted as the Preseason MW Special Teams Player of the Year.

Rothe concluded the 2018 season ranked No. 1 in the nation in field-goal percentage, making 94.1 percent of his field-goal attempts (16 of 17). He tied for the No. 1 spot in the country in point-after-touchdown percentage as he was a perfect 28 of 28 in PATs during the 2018 season. He was one of the keys to Wyoming earning bowl eligibility for the third consecutive season, and he helped the Cowboys finish the regular season on a four-game winning streak.

He will enter his senior season with 44 career field goals, which ranks him No. 4 among all returning active Football Bowl Subdivision (FBS) players in the nation in made field goals. Rothe has scored 260 career points, ranking him No. 4 on the Wyoming school scoring list. He needs 64 more points to tie Wyoming's all-time leader Sean Fleming, who scored 324 points as a place-kicker from 1988-91. Rothe also needs only 13 more made field goals to tie Fleming for the UW career record of 57 made field goals. Over the past two seasons, Rothe has successfully converted an amazing 31 of 35 (88.6 percent) field-goal attempts. He has started every game of his college career, beginning with the very first game of his true freshman season of 2016 through the final regular-season game of 2018 -- 39 consecutive starts.

On top of his athletic achievements, Rothe earned Academic All-Mountain West honors for the third consecutive season in 2018. He is majoring in finance.

Wyoming's Logan Wilson Named to Butkus Award 35th Season Watch List:

The Butkus Award®, honoring the nation's best linebackers, kicked off its 35th annual selection process by announcing its collegiate and high school preseason watch lists.

University of Wyoming senior middle linebacker **Logan Wilson** was among the collegiate players named to this year's list. It was the first time in Wilson's career that he was named to the Butkus Award Watch List. Wilson has started every game of his college career for the Cowboys -- 39 consecutive entering his senior season. He enters the 2019 season with 316 career tackles, which ranks No. 2 among all Football Bowl Subdivision (FBS) players currently playing. He has been a starter on three consecutive bowl-eligible teams in 2016, '17 and '18. He helped lead Wyoming to the 2016 Mountain West Championship Game, the 2016 San Diego County Credit Union Poinsettia Bowl and the 2017 Famous Idaho Potato Bowl Championship.

Each watch list contains 51 linebackers, mirroring the legendary "51" pro jersey associated with the Award's namesake Dick Butkus, who was recognized by NFL Films as the best defensive player in football history.

The Collegiate Butkus Award watch list includes candidates from 39 universities, including returning finalist Dylan Moses of Alabama who won the 2016 high school Butkus Award, and returning semifinalist Markus Bailey of Purdue.

The High School Butkus Award watch list includes candidates from 47 secondary schools across 22 states, with Georgia schools fielding the most candidates (6).

Semi-finalists will be named November 4, finalists November 25, and winners on or before December 10. Appearing on the watch list is not a requirement to win the award.

The 2018 Butkus Award winners:

- Professional: Khalil Mack, Chicago Bears
- Collegiate: Devin White, LSU (now Tampa Bay Buccaneers)
- High School: Nakobe Dean, Horn Lake, Miss. (now Georgia)

Formed in 1985, the Butkus Award was expanded in 2008 to honor linebackers at three levels while supporting causes important to the Butkus family. They include the I Play Clean® initiative promoting training and nutrition instead of performance-enhancing drugs, and the Butkus Takes Heart™ initiative encouraging early cardiovascular screening among adults.

The Butkus Award, www.thebutkusaward.com and on Facebook at [51.butkus](https://www.facebook.com/51butkus), is presented by the nonprofit Butkus Foundation. Selectors and selection criteria are located on the official website. Search social media for #butkusaward2019.

The Butkus Award® is a member of the National College Football Awards Association (NCFAA) which encompasses college football's most prestigious awards. NCFAA's 25 awards have honored more than 800 recipients since 1935. Visit www.NCFAA.org for more information.

Cooper Rothe Named to Preseason All-Mountain West Team, Also Named the 2019 Preseason Special Teams Player of the Year:

Mountain West Conference Media Days kicked off in Las Vegas on Tuesday with the announcement of the 2019 Preseason All-Conference Team. University of Wyoming senior place-kicker Cooper Rothe was named to the team. He was also selected as the MW Preseason Special Teams Player of the Year in voting by conference media members. Rothe returns as one of the nation's leading All-America candidates at place-kicker.

Rothe earned First Team All-Mountain West honors as a junior in 2018. He also was named the Mountain West Special Teams Player of the Year at the conclusion of the 2018 season. He ended the 2018 season as one of three national finalists for the Lou Groza Award.

Mountain West Announces Predicted Order of Finish for 2019 Season: In addition to announcing the 2019 Preseason All-Mountain West team, the MW also released the Preseason Predicted Order of Finish. Wyoming was selected to finish fourth in the MW Mountain Division in the preseason vote of MW media. Boise State was picked as the favorite in the Mountain Division receiving 15 first-place votes and 120 total points. Utah State was selected to finish second, receiving the other six first-place votes and 108 total points. Air Force received 73 points to edge out the Cowboys, who were selected to finish fourth with 66 points, followed by Colorado State (52 points) and New Mexico (22 points).

Fresno State is the preseason favorite to win the West Division, receiving 17 of 21 first-place votes for 122 total points. San Diego State received three first-place votes and 106 total points to place second. Nevada (74 points), Hawai'i (67 points, including one first-place vote), UNLV (51) and San Jose State (21) round out the West Division preseason poll.



Former Cowboys in the NFL: A total of 12 Wyoming Cowboys are currently in the NFL. Here are those former Cowboys and the NFL teams they are with as 2019 NFL season opens.

Cowboys Currently With

NFL Teams

Josh Allen, Quarterback, Buffalo Bills
 Marcus Epps, Safety, Minnesota Vikings
 Austin Fort, Tight End, Denver Broncos
 Rico Gafford, Wide Receiver, Oakland Raiders
 Tashaun Gipson, Safety, Houston Texans
 Brian Hill, Running Back, Atlanta Falcons
 Jacob Hollister, Tight End, Seattle Seahawks
 Mark Nzeocha, Linebacker, San Francisco 49ers
 Mike Purcell, Nose Tackle, Denver Broncos
 Chase Roullier, Center, Washington Redskins
 Andrew Wingard, Safety, Jacksonville Jaguars
 Eddie Yarbrough, Defensive End, Buffalo Bills

Wyoming Rushing Attack Could be Strength Again in 2019, Return Two Players With 100-Yard Rushing Games in 2018:

One of the strengths of the Wyoming offense in 2018 was its rushing attack.

Wyoming ranked No. 4 in the Mountain West and No. 39 in the nation in rushing, averaging 199.4 yards per game.

Running back **Nico Evans**, who graduated in 2018, ranked No. 1 in the Mountain West and No. 4 in the nation individually, averaging 132.5 yards per game.

The other two Cowboys who recorded 100-yard rushing games in 2018 both return for 2019. Quarterback **Sean Chambers** rushed for 100 yards in his first three career games.

Returning sophomore running back **Xazavian Valladay** saved the best performance of his redshirt freshman season for the 2018 season finale at New Mexico. Valladay ran for 192 yards against the Lobos.

Wyoming's Top Returning Rushers for 2019

Sean Chambers 100-Yard Rushing Games

- 100 yards vs. Utah State, Oct. 20, 2018
- 101 yards at Colorado State, Oct. 26, 2018
- 129 yards vs. San Jose State, Nov. 3, 2018

Xazavian Valladay 100-Yard Rushing Games

- 192 yards at New Mexico, Nov. 24, 2018

Wyoming's 2018 Rushing Rankings

Wyoming Rankings	MW Rank	NCAA Rank
•Team (199.4 yards/game)	No. 4	No. 39
•Nico Evans(132.5 yards/game)	No. 1	No. 4

Wyoming Was No. 1 in the Nation in Having Multiple 100-Yard Rushers in the Same Game in 2018 -- Four Games With Multiple 100-Yard Rushers -- Two of Those Cowboys Return in Quarterback Sean Chambers and Running Back Xazavian Valladay:

The Wyoming Cowboys had two players rush for 100 yards in the same game four times during the 2018 season. That was No. 1 in the nation. UW running back **Nico Evans**, quarterback **Sean Chambers** and running back **Xazavian Valladay** combined for those four games.

Evans graduated in 2018 after ranking No. 4 in the nation in rushing in 2018, averaging 132.5 yards per game. Chambers and Valladay both return in 2019.

Wyoming was one of only 15 FBS schools during the 2018 season to have two players rush for 100 yards or more in the same game on more than one occasion. The other schools were: Kentucky (3), Louisiana (3), Mississippi State (3), Oregon (3), Pittsburgh (3), UConn (3), Appalachian State (2 games), Arizona (2), Boston College (2), Clemson (2), Illinois (2), Maryland (2), Troy (2) and Western Michigan (2).

Wyoming had two 100 yard rushers in the season opener with Chambers rushing for 120 yards and Valladay adding 118 yards.

Wyoming One of the Best Teams in the Nation in Limiting Turnovers in 2018:

In 2018, the Wyoming offense was outstanding at protecting the football. UW's offense ranked No. 4 in the nation in fewest turnovers lost (11), No. 3 in fewest interceptions thrown (4) and No. 31 in fewest fumbles lost (7).

Wyoming ranked No. 1 in the nation in forcing turnovers in 2017 (38). The Cowboy offense also did an excellent job of not turning the ball over in 2017, ranking No. 19 in the nation in fewest turnovers committed (14). That led UW to rank No. 1 in the nation in turnover margin. The Cowboys continued to maintain a positive turnover margin in 2018.

2018 Wyoming Rankings

Team Statistical Category	MW Rank	NCAA Rank
Fewest Turnovers Lost (11 total turnovers lost)	No. 1	No. 4
Fewest Interceptions Thrown (4 interceptions thrown)	No. 1	No. 3
Fewest Fumbles Lost (7 fumbles lost)	No. 4	No. 31
Total Turnovers Forced (15 total turnovers forced)	No. 8	No. 100
Passes Intercepted (10 total interceptions)	No. 5	No. 72
Fumbles Recovered (5 total fumbles recovered)	No. 10	No. 113
Turnover Margin (+0.33 per game)	No. 4	No. 40

Five Current Cowboys Have Recorded Double-Figure Tackle Games in Their Careers:

Wyoming seniors **Alijah Halliburton (SS)**, **Cassh Maluia (LB)** and **Logan Wilson (LB)**, along with junior **Javaree Jackson (NT)** and sophomore **Chad Muma (LB)** have all recorded at least one double-figure tackle game during their careers as Wyoming Cowboys.

Player, Date and Opponent	Tackles
Alijah Halliburton, ss (4 double-figure game)	
Sept. 28, 2019 vs. UNLV	11 Tackles
Sept. 21, 2019 vs. Tulsa	17 Tackles
Aug. 31, 2019 vs. Missouri	17 tackles
Sept. 29, 2018, vs. Boise State	11 tackles
Javaree Jackson, nt (1 double-figure game)	
Nov. 11, 2017, at Air Force	10 tackles
Cassh Maluia, lb (1 double-figure game)	
Oct. 14, 2017, at Utah State	11 tackles
Logan Wilson, lb (13 double-figure games)	
Nov. 4, 2017, vs. Colorado State	14 tackles
Sept. 23, 2017, vs. Hawai'i	14 tackles
Nov. 12, 2016, at UNLV	13 tackles
Oct. 26, 2018, at Colorado State	12 tackles
Sept. 1, 2018, vs. Washington St.	12 tackles
Nov. 11, 2017, at Air Force	12 tackles
Sept. 30, 2017, vs. Texas State	12 tackles
Oct. 20, 2018, vs. Utah State	11 tackles
Oct. 6, 2018, at Hawaii	11 tackles
Sept. 29, 2018, vs. Boise State	11 tackles
Sept. 16, 2017, vs. Oregon	11 tackles
Nov. 3, 2018, vs. San Jose State	10 tackles
Aug. 31, 2019 vs. Missouri	13 tackles
Sept. 7, 2019 vs. Texas State	11 Tackles
Sept. 14, 2019 vs. Idaho	11 tackles
Chad Muma, lb (1 double-figure game)	
Aug. 31, 2019 vs. Missouri	10 tackles

Logan Wilson Has Posted Some of the Top Single-Season Tackle Totals in Wyoming History: 2019 senior

linebacker **Logan Wilson** has recorded some of the top single-season tackle totals in Wyoming history. Wilson has had two of the Top 50 seasons in school history.

His 119 tackles in 2017 rank as the No. 19 best single season in school history and his 103 tackles in 2018 rank as the No. 42 best season. He averages 11.7 tackles per game and is on pace for 139.

Wyoming Players with 100 Tackles in a Single Season (Dating Back to the 1966 Season When Defensive Stats Began Being Compiled)

Player, Class and Position	Season	Total Tackles
1. Galand Thaxton, Jr., lb,	1986	158
2. John Salley, Sr., fs	1982	143
Galand Thaxton, Sr., lb	1987	143
4. Chris Proinski, Jr., fs	2009	140
5. Bruce Mowry, Sr., lb	1984	139
6. Jim Talich, Jr., lb	1996	138
7. Brian Brown, Jr., lb	1997	136
8. Al Duyn, Jr., s	1973	134
Jordan Stanton, Jr., lb	2013	134
10. Andrew Wingard, So., fs	2016	131
11. Gabe Knapton, So., lb	2009	128
12. Marqueston Huff, Sr., fs	2013	127
Paul Nunu, Sr., lb	1976	127
14. Tyler Gottschalk, Jr., lb	2002	125
15. Jay Jenkins, Sr., lb	1996	124
16. Andrew Wingard, Fr., fs	2015	122
17. Bruce Mowry, Jr., lb	1983	121
Jim Talich, Sr., lb	1997	121
19. Logan Wilson, So., lb	2017	119
Frank Erzinger, Sr., lb	1973	119
21. Brian Hendricks, So., lb	2009	116
22. Ken Fantetti, Sr., lb	1978	115
Kwabena Peparah, Sr., lb	2000	115
24. Andrew Wingard, Jr., ss	2017	114
25. Al Duyn, So., s	1972	112
Ken Fantetti, Jr., lb	1977	112
27. Marcus Epps, So., ss	2016	111
28. Paul Chytka, Sr., dt	1984	109
John Salley, So., fs	1980	109
Mike Schenbeck, So., lb	1986	109
31. Lucas Wachua, Sr., lb	2016	108
Chris Proinski, Sr., fs	2010	108
33. Scott Hanser, Sr., lb	1987	106
Weston Johnson, Sr., lb	2009	106
Ghaali Muhammad, Sr., lb	2012	106
John Salley, Jr., fs	1981	106
Mike Schenbeck, Jr., lb	1987	106
38. Tyler Gottschalk, Sr., lb	2003	105
Brian Hendricks, Sr., lb	2011	105
Dave Ingram, Sr., ss	1984	105
41. Joe Marion, Jr., lb	1974	104
42. Logan Wilson, Jr., lb	2018	103
Brian Brown, So., lb	1996	103
Korey Jones, Sr., lb	2012	103
Jim Talich, So., lb	1995	103
46. Jared Jarnagin, Sr., lb	1999	102
Jeff Knapton, Sr., dt	1987	102
Matt Lehning, Sr., fs	1999	102
Luke Ruff, Jr., fs	2011	102
Ed Schmidt, Sr., s	1972	102
Nate Young, Jr., fs	2002	102
52. Leo Caires, Sr., lb	2001	101
Ward Dobbs, Sr., lb	2008	101
Jason Holanda, Sr., lb	1995	101
Mark Nzeocha, Jr., lb	2013	101
56. Mick Carter, Sr., lb	1971	100
P. Chukwurah, Sr., de/lb	2000	100
Pat Rabold, Jr., dt	1987	100

Defense Ended 2018 as One of the Tops in the Nation: As the 2018 season came to an end, the Wyoming defense was among the best in the nation. Here are Wyoming's rankings in the final 2018 NCAA Football Bowl Subdivision (FBS) statistical rankings.

NCAA Statistical Category	MW Rank	NCAA Rank
Defensive Statistics		
Opponent First Downs Allowed (223)	No. 3	No. 16
Total Defense (326.2 ypg)	No. 2	No. 19
Rushing Defense (129.5 ypg)	No. 4	No. 25
Scoring Defense (22.0 ppg)	No. 2	No. 28
Passing Defense (196.7 ypg)	No. 2	No. 32

Logan Wilson Ranks No. 2 Among Returning Active FBS Players in Defensive TDs Scored: Wyoming linebacker **Logan Wilson** has scored three defensive touchdowns during his career at Wyoming, ranking him No. 2 in the nation in that category among active players entering the 2019 season.

Wilson stripped the ball loose from a Texas State quarterback in 2017, and took the ball into the end zone for an 18-yard touchdown, it was the third time in Wilson's career that he had scored a defensive touchdown. Wilson's other two TDs were an interception return for a TD at Eastern Michigan in 2016 and a fumble recovery for a TD at UNLV, also in 2016. Only Jaron Bryant of Fresno State has scored more defensive TDs (4) among active FBS players.

Active Career Defensive Touchdown Leaders

Rk. Player, School,	Class/Pos.	Interception TDs	Fumble TDS	Total Defensive TDs
1. Jaron Bryant, Fresno State	Sr./DB	2	2	4
2. Logan Wilson, Wyoming	Sr./LB	1	2	3

Wilson Could Become Only the Fourth Player in Wyoming History With Three 100-Tackle Seasons:

Logan Wilson ended the 2018 season with 103 tackles. His sophomore season of 2017 he made 119 tackles, and as a redshirt freshman in 2016 he was credited with 94. With another 100-tackle season in 2019, he could become only the fourth player in school history to have 100 tackles in three different seasons as a Cowboy, joining former Cowboy teammate and safety **Andrew Wingard**, former free safety **John Salley** and former linebacker **Jim Talich**.

Wyoming Players with Three 100-Tackle Seasons

Player, Position	Seasons (Number of Tackles)
Andrew Wingard, SS	2015 (122), 2016 (131), 2017 (114)
John Salley, FS	1980 (109), 1981 (106), 1982 (143)
Jim Talich, LB	1995 (103), 1996 (138), 1997 (121)

Wilson Among Top 10 in Career Tackles for Loss in Wyoming History:

Cowboy linebacker **Logan Wilson** ranks No. 5 in Wyoming school history in career tackles for loss, with 28.5 as he recorded a tackle for loss against Idaho.

Wyoming's Career Tackle for Loss Leaders (Starting in 2000 When TFLs Became a Stat)

Player and Years	Tackles for Loss
1. Eddie Yarbrough, 2012-15	39.0
2. John Fletcher, 2005-09	36.0
3. Carl Granderson, 2015-18	35.5
4. Josh Biezuns, 2008-11	31.0
5. Logan Wilson, 2016	30.0
6. Youhanna Ghaifan, 2016-18	28.0
Zach Morris, 2001-04	26.5
8. Andrew Wingard, 2015-18	25.0
9. Ward Dobbs, 2005-08	24.0
10. John Flora, 2004-05	23.5
11. Gabe Knapton, 2008-11	22.5
Kevin Prosser, 2015-18	20.0
Marcus Epps, 2015-18	19.5

2019 Will be the 123rd Season of Wyoming Football:

The 2019 season marks the 123rd season of Wyoming Football. The Cowboys first season was 1893.

Since that first season, there have been only four seasons in which Wyoming has not played football. In 1918, while Wyoming had a team they played no games due to an influenza epidemic. The other three seasons Wyoming did not field a team were 1943, '44 and '45 during World War II.

Wyoming Football's All-Time Record:

The Wyoming Cowboy Football program has played a total of **1,140 games** in its history. Wyoming is 36 games under .500 all-time (538 wins to 574 losses), and has played 44 more road games than home games in its history (538 home games to 584 road games). The Cowboys played their **1,000th game** on Sept. 6, 2008, against Air Force.

Wyoming All-Time Football Record

538-574-28 (.484) -- 1,139 Total Games

Wyoming All-Time Home Football Record

320-200-18 (.611) -- 538 Home Games

Wyoming All-Time Road Football Record

210-364-10 (.368) -- 582 Road Games

Wyoming Neutral-Site Football Record

8-10-0 (.444) -- 18 Neutral-Site Games

War Memorial Stadium Hosts Its 70th Season in 2019:

The 2019 college football season is the 70th season of War Memorial Stadium

Wyoming has won **65.5 percent** of its games in War Memorial Stadium.

"The War" first opened on Sept. 16, 1950, with UW recording a 61-13 win over Montana State. War Memorial's original capacity was 20,000 in 1950. It was expanded to 25,500 in 1970, and the seating was increased to a capacity of 33,500 in 1977.

Following reconstruction of the upper deck on the West side of War Memorial Stadium in the summer of 2004, the new capacity of War Memorial Stadium was 30,514. With the construction of the Wildcatter Stadium Club & Suites in 2009-10, the current capacity is 29,181.

War Memorial Stadium by Decade

Decade	Record in "The War"
1950s	30- 9-4 (.744)
1960s	37- 4-1 (.893)
1970s	26- 25-1 (.510)
1980s	44- 16-0 (.733)
1990s	45- 15-1 (.746)
2000s	28- 30-0 (.483)
2010s	34- 26-0 (.567)
Total	244-125-7 (.655)
	376 Total Games



Mick and Susie McMurry High Altitude Performance Center Benefitting All UW Student-Athletes:

The University of Wyoming held a Grand Opening for the Mick and Susie McMurry High Altitude Performance Center (HAPC) on Aug. 18, 2018. The HAPC is one of the preeminent athletic facilities in the country. It will add 71,000 square feet of new space and will expand the current Curtis and Marian Rochelle

Athletics Center to over 118,000 square feet.

"A successful athletics program generates excitement," Wyoming Gov. Matt Mead said in when fundraising was announced. "This leads to better student recruitment, better alumni support and stronger schools. I recommended \$20 million in matching funds for the expansion and renovation of the Rochelle Athletics Center for these reasons. I thank Marian H. Rochelle for this generous gift and her continued support of the University of Wyoming."

The project is funded by \$24 million in private donations that were raised by UW Athletics and the UW Foundation and \$20 million in state matching approved by Gov. Mead and the Legislature. Overwhelming interest by donors—55 total—saw the fundraising efforts completed ahead of schedule. Marian Rochelle and her family donated \$3 million as a leadership gift to kick off the project, and the combined gifts of Marian Rochelle and her daughter April Brimmer Kunz have since grown to \$4.1 million.

"Mick and Susie McMurry's generosity and their commitment to making the University of Wyoming a premier university in both athletics and academics will be symbolized by the High Altitude Performance Center that will bear their name," says Tom Burman, UW athletics director. "We also want to thank Marian Rochelle and April Brimmer Kunz for their generous lead gift for this project. And we of course want to thank Governor Mead and the members of the Wyoming State Legislature for making funds available to match the private funds that we raised for this facility."

"The High Altitude Performance Center will be one of the best facilities of its kind in all of college athletics. It will provide the student-athletes in all of our sports the athletic training resources to compete with the best in the nation, and it will provide our academic counseling unit exceptional resources to help our student-athletes achieve their educational and career goals."

"The Mick and Susie McMurry High Altitude Performance Center will redefine Cowboy football," says UW Head Football Coach Craig Bohl. "This facility will play a critical role in our vision of recruiting to what we call the Wyoming Profile. That recruiting effort involves attracting a young man who is committed to earning a meaningful degree from an outstanding academic institution and has a laser-like focus to win Mountain West Conference championships. The High Altitude Performance Center will put us at the top of the league in terms of training and academic facilities, which is where we also aspire to be on the field of competition."

The new facility will focus on the unique advantages of training at an altitude of 7,220 feet. From strength and conditioning training, to nutrition, to recovery and rehabilitation services following injuries, the HAPC will serve the needs of all of Wyoming's 400-plus student-athletes.

The facility's design will stay true to the architectural tradition of iconic sandstone buildings featured throughout the UW campus.

Located just beyond the north end zone, the High Altitude Performance Center will enhance the aesthetics of War Memorial Stadium. Due to its location, the HAPC will be highly visible for national television audiences. It will show the commitment that the state of Wyoming has in ensuring Wyoming Athletics continues to successfully compete at the NCAA Division I level -- the highest level of competition in college sports.

The ground level of the HAPC will house both an Olympic sport weight-training area and a separate strength and conditioning center for the Cowboy football team that will overlook Jonah Field. Also on the first floor will be a sports medicine area that will nearly double the size of its previous space, allowing for more effective and efficient treatment of UW student-athletes. The football locker room, like the football strength and conditioning area, will overlook the field and will include a player lounge.

The second floor will include an expansive academic center to house academic counselors, tutoring areas and a computer lab, as well as enhanced and renovated football offices, meeting rooms, a new recruiting lounge and the nutrition center/training table. The theater-style team meeting room will span both the first and second floors.

Construction on the project will begin after the conclusion of the 2016 Cowboy football season. It is estimated that the project will take 18-20 months to complete.

The original Curtis and Marian Rochelle Athletics Center was opened in 2001 at a total cost of \$9.4 million. Fundraising for the RAC included a historic \$4.2 million gift from the Rochelles, which was the largest donation in school history at the time. A total of 167 donors contributed to the original RAC.

San Diego State

Fast Facts

Location:	San Diego, Calif.
Enrollment:	34,828
Founded:	1897
Athletic Director.:	John David Wicker
Colors:	Scarlet and Black
Nickname:	Aztecs
Conference:	Mountain West
Stadium:	SDCCU Stadium
Capacity:	54,000
Surface:	Grass

Series Record

vs. San Diego State

The 2019 Meeting Will be the:	38th
Overall Series Record:	UW leads 19-18
MWC Series Record:	UW trails 6-11
Series Began:	Oct. 14, 1978
Wyoming Record in Laramie:	12-7
Wyoming Record in San Diego:	7-11
Wyoming Record at Neutral Sites:	0-0
UW Head Coach Craig Bohl vs.:	1-2
Longest UW Win Streak:	4 (1992-95)
Longest SDSU Win Streak:	5 (1999-03)
Largest UW Margin of Victory:	42 (1987)
Largest SDSU Margin of Victory:	35 (2015)
Most Points Scored by UW:	55 (1988)
Most Points Scored by SDSU:	51 (1990)

Date	Score	Site
10/14/78	W 31-22	H
11/3/79	L 21-31	A
10/25/80	W 34-9	H
11/7/81	W 24-13	A
10/9/82	L 21-24	H
11/12/83	W 33-21	A
10/6/84	L 0-21	H
11/9/85	W 41-20	H
11/15/86	L 24-31	A
10/3/87	W 52-10	H
10/8/88	W 55-27	A
11/11/89	L 17-27	A
10/6/90	W 52-51	H
11/2/91	L 22-24	A
11/7/92	W 17-6	H
11/27/93	W 43-38	A
10/22/94	W 52-35	H
11/11/95	W 34-31	A
11/7/96	L 24-28	A
11/1/97	W 41-17	H
11/27/99	L 7-39	A
10/7/00	L 0-34	H
11/17/01	L 16-38	A
10/19/02	L 20-24	H
10/25/03	L 20-25	A
10/9/04	W 20-10	H
11/19/05	L 21-34	A
11/4/06	W 37-24	H
11/3/07	L 24-27	A
11/1/08	W 35-10	H
11/14/09	W 30-27	A
10/30/10	L 38-48	H
10/29/11	W 30-27	A
11/12/12	L 28-42	H
11/14/15	L 3-38	A
11/19/16	W 34-33	H
12/3/16	L24-27	H

About San Diego State: The Aztecs head into Saturday evening's contest with a 4-1 overall record and a 1-1 mark in Mountain West play. SDSU defeated Colorado State on the road last Saturday evening by a score of 24-7.

San Diego State is one of the nation's top teams against the run. The Aztecs allow 45.4 rushing yards per game on the season, which is tops in the nation. SDSU allows only 27.8 yards of total offense per game, which ranks eighth in the nation. Offensively, the Aztecs record 323.6 yards of total offense per game with 134.6 yards coming on the ground and 189 yards per game through the air.

The Aztec offense is paced by quarterback Ryan Agnew, as he passes for 189 yards per game and has completed 63.9 percent of his passes this season. Running back Chance Bell leads San Diego State in rushing at 42.2 yard per game followed by Jordan Byrd at 41.4 yards per game. Agnew's top target in the passing game is Kobe Smith with four touchdowns on the season to go along with 73.6 yards receiving per game.

The San Diego State defense is led by linebacker Kyahva Tezino with 43 tackles on the season. He also has five tackles for loss and two sacks. He also has two forced fumbles and an interception. Luq Barc has four interceptions for the season to rank second nationally. He also has 24 tackles on the season and six pass breakups.

Kicker Matt Araiza is 8-of-9 in field goal attempts this season. He is also a perfect 11-of-11 in extra points for the season.

Head Coach Rocky Long: A veteran in the coaching ranks Rocky Long is in his ninth season at the helm of the Aztec program and his 20th season as a head coach. He has a 140-105 record in his 20 seasons and a 75-36 mark at San Diego State.

Was named the 18th head coach in Aztec football history in January 2011 and became the first San Diego State head coach to lead the team to a bowl game in his debut campaign. Long has amassed the most victories of any Mountain West head coach since the league's inception in 1999.

Prior to his time as head coach at SDSU, Long spent the 2009-10 season as defensive coordinator for the Aztecs. He was named head coach at San Diego State January 12, 2011.

Prior to his time at San Diego State he was the head coach at New Mexico for 11 season. He is the Lobo's all-time leader in coaching wins with 65. He led the Lobos to five bowl games in his final seven seasons as head coach. In 2007, Long led the Lobos to nine wins in cluding a win in the New Mexico Bowl over Nevada. He coached 13 players who were drafted into the NFL for the Lobos and also mentored 10 All-American selections. He was named the MW Coach of the Year in 2002

Prior to his time at New Mexico, Long served as defensive coordinator for 12 seasons at three different schools. He was the defensive coordinator for two years under Bob Toledo at UCLA in 1996-97, for five season at Oregon State from 1991-95 and for five season at Wyoming from 1981-85.

He is a graduate of of New Mexico and was the starting quarterback for the Lobos from 1969-71. He was named WAC Player of the Year during his senior season.

Pokes' Overtime History: Wyoming has played 15 overtime games in its history. The most recent overtime game the Cowboys played was on Sept. 23, 2017. The Cowboys defeated Hawai'i in that game by a score of 28-21 in a single overtime. Wyoming has played four overtime games at home in War Memorial Stadium. Two of Wyoming's 15 overtime games have been played on neutral sites. The other nine overtime games have been played on the road.

Date	Opponent, Result	Wyoming Record	Site
9/7/96	at Iowa State, W 41-38 (1ot)	1-0	Away
12/7/96	vs. BYU, L 25-28 (1ot) #	1-1	Neutral
10/17/98	at UNLV, W 28-25 (1ot)	2-1	Away
11/2/02	at UNLV, L 48-49 (1ot)	2-2	Away
11/6/04	at UNLV, W 53-45 (3ot)	3-2	Away
9/9/06	at Virginia, L 12-13 (1ot)	3-3	Away
9/30/06	at Syracuse, L 34-40 (2ot)	3-4	Away
12/19/09	vs. Fresno State, W 35-28 (2ot) *	4-4	Neutral
9/22/12	at Idaho, W 40-37 (1ot)	5-4	Away
10/6/12	at Nevada, L 28-35 (1ot)	5-5	Away
11/23/13	vs. Hawai'i, W 59-56 (1ot)	6-5	Home
10/18/14	vs. San Jose State, L 20-27 (1ot)	6-6	Home
9/3/16	vs. Northern Illinois, W 40-34 (3ot)	7-6	Home
11/12/16	at UNLV, L 66-69 (3ot)	7-7	Away
9/23/17	vs. Hawai'i, W 28-21 (1ot)	8-7	Home

#The overtime game versus BYU was played in the 1996 Western Athletic Conference Championship Game in Las Vegas, Nev.

*The overtime game vs. Fresno State was in the 2009 New Mexico Bowl in Albuquerque

Wyoming Cowboys

Head Coach: Craig Bohl (Nebraska '79)
Overall Record: 136-68 (.667), 17th season
Record at Wyoming: 32-36 (.471), 6th season
Conference Record: 69-45 (.605), 17th season
Coach vs. Opponent: 1-2 (.333)

Team Captains: #30 Logan Wilson, LB, Sr.; #33 Josh Harshman, TE, Sr.; #25 Austin Conway, WR, Sr.; #53 Josiah Hall, DE, Sr.; #12 Sean Chambers, QB, Sr.

2019 Team Statistics

2019 Offensive Team Statistics	WYO	Opp.
Points Scored Per Game	31.0	20.4
Yards Rushing Per Game	250.6	83.4
Yards Passing Per Game	116.6	328.8
Yards Total Offense Per Game	367.2	412.2
First Downs Per Game	16.8	24.4
Third Down Conversions/Attempts	24/69	32/88
Third Down Conversion Percentage	35 %	36%
Average Time of Possession	29:29	31:31

2019 Defensive Team Statistics	WYO	Opp.
Total Sacks By	20	4
Sack yardage	155	14
Interceptions	6	1
Interception Yardage	150	0

2019 Special Team Statistics	WYO	Opp.
Net Punting Average	38.2	34.2
Punt Return Average	13.3	8.8
Kickoff Return Average	27.2	22.8
Field Goals Made/Attempted	8-12	6-9
Field Goal Percentage	.667	.667

2019 Miscellaneous Statistics	WYO	Opp.
Avg. No. of Penalties Per Game	5.8	6.0
Yards Penalties Per Game	54.4	48.8
Fumbles-Lost	3-1	6-4

2019 Individual Statistical Leaders

2019 Rushing Leaders	Total Att.	Net Gain	Avg./Rush	Avg./Game	TD
#12 Sean Chambers	54	381	7.1	76.2	6
#36 Titus Swen	57	314	5.5	62.8	1

2019 Passing Leaders	Comp.-Att.	Comp %	Total Yards	Avg./Game	Int./TD
#12 Sean Chambers	32-83	38.6	562	112.4	3/1
#18 Tyler Vander Waal	1-6	16.7	21	10.5	0/0

2019 Receiving Leaders	Rec.	Total Yards	Avg./Rec.	Avg./Game	TD
#25 Austin Conway	9	125	13.9	25.0	0
#17 Raghil Ismail, Jr.	4	85	21.2	21.2	0

2019 Leading Tacklers	Solo Tackles	Assisted Tackles	Total Tackles	Avg
#3 Alijah Haliburton	34	20	54	10.8
#30 Logan Wilson	27	18	45	9.0

2019 Wyoming Schedule/Results (4-1, 1-0 in the Mountain West Conference)

Date	Opponent	Time (M.T.)	Results	TV
Aug. 31	Missouri		W, 37-31	CBSSN
Sept. 7	at Texas State		W, 23-14	ESPN+
Sept. 14	Idaho		W, 21-16	ESPN3
Sept. 21	at Tulsa		L, 21-24	CBSSN
Sept. 28	UNLV *		W, 53-17	ESPNU
Oct. 12	at San Diego State *	8:30 p.m.	CBSSN	
Oct. 19	New Mexico *	1 p.m.	AT&T Sports	
Oct. 26	Nevada *	Noon	AT&T Sports	
Nov. 9	at Boise State *	TBA	ESPN Networks	
Nov. 16	at Utah State *	TBA	ESPN Networks	
Nov. 22	Colorado State *	7:30 p.m.	ESPN2	
Nov. 30	at Air Force *	Noon	Facebook	
Dec. 7	MW Championship	2 p.m.	ESPN	

*Indicates Mountain West Conference games

San Diego State Aztecs

Head Coach: Rocky Long (New Mexico, '74)
Overall Record: 140-105 (.571), 20th season
Record at Current School: 75-36 (.676), Ninth season
Conference Record: 87-52 (.626), 20th season
Coach vs. Opponent: 11-4 (.733)

Captains: TBA

2019 Team Statistics

2019 Offensive Team Statistics	SDSU	Opp.
Points Scored Per Game	20.2	11.4
Yards Rushing Per Game	134.6	45.4
Yards Passing Per Game	189.0	225.4
Yards Total Offense Per Game	323.6	270.8
First Downs Per Game	19.8	14.8
Third Down Conversions/Attempts	29/82	26/72
Third Down Conversion Percentage	35%	36%
Average Time of Possession	34:25	24:24

2019 Defensive Team Statistics	SDSU	Opp.
Total Sacks By	14	11
Sack yardage	81	106
Interceptions	6	2
Interception Yardage	22	51

2019 Special Team Statistics	SDSU	Opp.
Net Punting Average	39.7	41.1
Punt Return Average	7.0	7.7
Kickoff Return Average	16.9	21.5
Field Goals Made/Attempted	8-9	5-7
Field Goal Percentage	.889	.714

2019 Miscellaneous Statistics	SDSU	Opp.
Avg. No. of Penalties Per Game	5.6	5.6
Yards Penalties Per Game	43.4	42.8
Fumbles-Lost	5-1	10-5

2019 Individual Statistical Leaders

2019 Rushing Leaders	Total Att.	Net Gain	Avg./Rush	Avg./Game	TD
#21 Chance Bell	44	211	4.8	42.4	1
#15 Jordan Byrd	56	207	3.7	41.4	2

2019 Passing Leaders	Comp.-Att.	Pct.	Total Yards	Avg./Game	Int./TD
#9 Ryan Agnew	92-144	63.9	945	189.0	7/2

2019 Receiving Leaders	Rec.	Total Yards	Avg./Rec.	Avg./Game	TD
#92 Kobe Smith	25	368	14.7	73.6	4
#45 Jesse Matthews	15	151	10.1	30.2	0

2019 Leading Tacklers	Solo Tackles	Assisted Tackles	Total Tackles	Avg
#44 Kyahva Tezino	22	21	43	8.6
#36 Dwayne Johnson	20	16	36	7.2

2019 San Diego State Aztecs Schedule/Results (4-1, 1-1 in the Mountain West Conference)

Date	Opponent	Time (M.T.)	Results
Aug. 31	Weber State		W, 6-0
Sept. 7	at UCLA		W, 23-14
Sept. 14	at New Mexico State		W, 31-10
Sept. 21	Utah State*		L, 17-23
Oct. 5	at Colorado State*		W, 24-10
Oct. 12	Wyoming*		8:30 p.m.
Oct. 19	at San José State*		5 p.m.
Oct. 26	at UNLV*		8:30 p.m.
Nov. 9	Nevada*		TBA
Nov. 15	Fresno State*		7:30 p.m.
Nov. 23	at Hawai'i		10 p.m.
Nov. 30	BYU		7 p.m.
Dec. 7	MW Championship		2 p.m.

*Indicates Mountain West Conference games

Wyoming Opponents/MW Schools Receiving Votes in 2018 College Football Polls:

The final 2018 national polls had five Wyoming opponents receiving votes in the national college football polls. Below is a breakdown.

2018 Ranked Opponents

Wyoming USA/Today

Opp.	Coaches	Associated Press
Wash. St. No. 10		No. 10
Fresno St. No. 18		No. 18
Utah St. No. 21		No. 22
Boise St. No. 24		No. 23
Missouri RV -- No. 33		RV --No. 34

Pokes in the Polls, Through the Years: Below is a breakdown of the Wyoming Cowboys in the four major college polls through the years. The abbreviations below are: **Associated Press (AP), United Press International (UPI), Coaches' Poll (Coaches) and Harris Interactive (Harris).** The first column lists a summary of the years Wyoming **ended** the season in a national poll. The second column lists the **highest ranking** UW received in any given year.

Wyoming's Season-Ending Rankings in the National Polls					Wyoming's High Rankings in the National Polls				
Year	AP	UPI	Coaches	FWAA	Year	AP	UPI	Coaches	FWAA
1950	12th	14th			1950	12th	14th		
1956		16th			1956		16th		
1959	16th				1959	16th			
1961		17th			1961		17th		
1966		15th			1966		15th		
1967	6th	5th			1967	5th	5th		
					1976		20th		
					1987			21st	
1988	20th	21st			1988	10th	10th		
					1990			15th	
					1993			19th	
1996	22nd		22nd		1996	16th		15th	
					1998	25th		25th	
					1999	27th		35th	
2004			38th		2004	34th		38th	
					2005	35th		34th	41st
					2007	44th		37th	39th
					2016	33rd		31st	
					2017			45th	
					2019			42nd	

2019 National Polls: Below is the 2019 USA Today/Amway and the 2019 Associated Press Media Poll and final 2018 Football Writers Association of America (FWAA)-National Football Foundation (NFF) Super 16 Poll.

USA TODAY Amway Coaches' Poll

- Alabama (42)
- Clemson (20)
- Georgia
- Ohio State
- Oklahoma
- LSU
- Florida
- Wisconsin
- Penn State
- Notre Dame
- Texas
- Auburn
- Oregon
- Boise State
- Utah
- Michigan
- Wake Forest
- Iowa
- Virginia
- Memphis
- Texas A&M
- SMU
- Baylor
- Arizona State
- Minnesota

Others receiving votes: Cincinnati 74, Washington 72, Appalachian State 49, Michigan State 41, Tulane 36, California 17, Hawai'i 13, Arizona 13, UCF 11, Washington State 9, Navy 8, TCU 5, Mississippi State 3, San Diego State 2, Army 1, Temple 1

Dropped from rankings: Washington 16, UCF 19, Michigan State 23, Oklahoma State 25

Associated Press Poll

- Alabama (32)
- Clemson (15)
- Ohio State (10)
- Georgia (3)
- LSU (2)
- Oklahoma
- Florida
- Wisconsin
- Notre Dame
- Penn State
- Texas
- Auburn
- Oregon
- Boise State
- Utah
- Michigan
- Iowa
- Arizona State
- Wake Forest
- Virginia
- SMU
- Baylor
- Memphis
- Texas A&M
- Cincinnati

Others receiving votes: Minnesota 80, Missouri 64, Appalachian State 61, Washington 54, Tulane 25, California 20, Michigan State 17, Arizona 11, UCF 9, USC 5, Iowa State 5, Pittsburgh 2

Dropped from rankings: Washington 15, UCF 18, Oklahoma State 21, Michigan State 25

FWAA Super 16 Poll

- Alabama
- Ohio State
- Clemson
- LSU
- Georgia
- Oklahoma
- Wisconsin
- Florida
- Notre Dame
- Penn State
- Texas
- Auburn
- Oregon
- Boise State
- Utah
- Michigan

OTHERS RECEIVING VOTES: Baylor (16), Washington (10), Iowa (10), Arizona State (10), SMU (10), Minnesota (7), Wake Forest (7), Texas A&M (7), Memphis (5), Virginia (3) and Cincinnati (1)



**The Mountain West Conference
Celebrating Its 21st Season in 2019**

**Wyoming's 2019
MW Players of the Week**

Defensive Players of the Week

Alijah Halliburton, Sr., SS, Aurora, Colo.
For his performance vs. Missouri on Aug. 31

THIS WEEK

Day, Date	TV/Digital	Time
Friday, October 11	TV/Digital	Time
Colorado State at New Mexico*	CBS Sports Network	6 p.m. MT
Saturday, October 12	TV/Digital	Time
San José State at Nevada*	AT&T SportsNet/MWN	1 p.m. PT
UNLV at Vanderbilt	SEC Network/WatchESPN	3 p.m. CT
Fresno State at Air Force*	CBS Sports Network	5 p.m. MT
Wyoming at San Diego State*	CBS Sports Network	7:30 p.m. PT
Hawai'i at Boise State*	ESPN2/WatchESPN	8:15 p.m. MT

*Idle: Utah State | *Mountain West Game*

LAST WEEK

Day, Date	Results	Attendance
Saturday, October 5	Results	Attendance
Utah State at #6/5 LSU	LSU, 42-6	100,266
Air Force at Navy	NAVY, 34-25	37,957
San Diego State at Colorado State*	SDSU, 24-10	29,767
#15/16 Boise State at UNLV*	BSU, 38-13	24,681

Day, Date	Results	Attendance
Friday, October 4	Results	Attendance
New Mexico at San José State*	SJSU, 32-21	16,119

*Idle: Fresno State, Hawai'i, Nevada, and Wyoming | *Mountain West Game*

Cowboys in the 2019 Mountain West and NCAA Statistical Rankings: Below are where the Wyoming Cowboys rank in the NCAA after the Bye Week.

Statistic	Player	National Rank	Conference Rank	Value	National Leader	Value	Conference Leader	Value
All Purpose (200 ranked)					Chuba Hubbard, Oklahoma St.	193.00	Marvin Kinsey, Jr., Colorado St.	137.67
Blocked Kicks (1 ranked)					Keith Corbin, Houston Jalen McKie, Northern Ill. Jonathan Sutherland, Penn St.	2 2 2		
Combined Kick Returns (197 ranked)	Austin Conway Tyler Hall	52 122	4 9	186 108	Travis Levy, Boston College	581	John Hightower, Boise St.	237
Completion Percentage (120 ranked)	Sean Chambers	120	12	0.386	Joe Burrow, LSU	0.784	Cole McDonald, Hawaii	0.689
Completions Per Game (100 ranked)					Anthony Gordon, Washington St.	33.40	Cole McDonald, Hawaii	26.20
Field Goal Percentage (109 ranked)	Cooper Rothe	70	8	0.667	13 players tied	1.000	Brandon Talton, Nevada Jake Koehnke, Air Force	1.000 1.000
Field Goals Per Game (136 ranked)	Cooper Rothe	20	4	1.60	Tyler Bass, Ga. Southern	2.40	Cesar Silva, Fresno St. Brandon Talton, Nevada	2.00 2.00
Forced Fumbles (62 ranked)	Solomon Byrd Tyler Hall	62 62	11 11	0.25 0.25	Jake Hansen, Illinois David Woodward, Utah St.	0.80 0.80	David Woodward, Utah St.	0.80
Fumbles Recovered (34 ranked)	Solomon Byrd C.J. Coldon Alijah Halliburton Mario Mora	34 34 34 34	3 3 3 3	1 1 1 1	14 players tied	3	Dwayne Johnson Jr., San Diego St. Tariq Thompson, San Diego St.	2 2
Interceptions Per Game (121 ranked)	Cassh Malula Tyler Hall Braden Smith Rome Weber Logan Wilson	33 92 121 121 121	9 13 16 16 16	0.4 0.3 0.2 0.2 0.2	Douglas Coleman, Texas Tech	1.0	Luq Barcoo, San Diego St.	0.8
Kickoff Return TDs (2 ranked)					Jaylond Adams, Southern Miss.	2	Savon Scarver, Utah St. John Hightower, Boise St.	1 1
Kickoff Returns (75 ranked)					Savon Scarver, Utah St.	38.0	Savon Scarver, Utah St.	38.0
Passes Defended (54 ranked)	Keyon Blankenbaker Logan Wilson	12 20	3 5	1.6 1.4	Samuel Womack, Toledo	2.4	Justin Rice, Fresno St.	2.3
Passing Efficiency (120 ranked)	Sean Chambers	114	10	104.9	Jalen Hurts, Oklahoma Tua Tagovailoa, Alabama	231.3 23	Cole McDonald, Hawaii Cole McDonald, Hawaii	161.0 17
Passing TDs (112 ranked)					Anthony Gordon, Washington St.	2,146	Cole McDonald, Hawaii	1,629
Passing Yards (130 ranked)	Sean Chambers	116	12	112.4	Anthony Gordon, Washington St.	429.2	Cole McDonald, Hawaii	325.8
Passing Yards Per Game (130 ranked)	Sean Chambers	3	1	17.56	Jalen Hurts, Oklahoma	18.57	Sean Chambers, Wyoming	17.56
Points Responsible For (179 ranked)	Sean Chambers Cooper Rothe	77 154	3 10	41 41	54 Justin Fields, Ohio St.	156	Cole McDonald, Hawaii	102
Points Responsible For Per Game (196 ranked)	Sean Chambers Cooper Rothe	73 144	4 11	10.8 8.2	Tua Tagovailoa, Alabama	30.0	Cole McDonald, Hawaii	20.4
Punt Return TDs (1 ranked)					27 players tied	1	Justice Augata, Hawaii Deven Thompson, Utah St.	1 1
Punt Returns (73 ranked)	Austin Conway	17	1	13.3	Maurice Alexander, FIU	28.7	Austin Conway, Wyoming	13.3
Punting (106 ranked)	Ryan Galovich	46	7	43.0	Max Duffy, Kentucky	51.2	Tyson Dyer, New Mexico	48.1
Receiving TDs (142 ranked)					Omar Bayless, Arkansas St.	10	Cedric Byrd, Hawaii	9
Receiving Yards (198 ranked)					Omar Bayless, Arkansas St.	843	Cedric Byrd, Hawaii	498
Receiving Yards Per Game (199 ranked)					Omar Bayless, Arkansas St.	140.5	Cedric Byrd, Hawaii	99.6
Receptions Per Game (185 ranked)					Devin Duvernay, Texas	9.0	Cedric Byrd, Hawaii	8.0
Rush Yards Per Carry (163 ranked)	Sean Chambers Titus Swen Xazavian Valladay Trey Smith	12 59 66 68	2 6 8 9	7.06 5.30 5.23 5.16	Trey Ragas, Louisiana	9.79	Charles Williams, UNLV	8.02
Rushing TDs (95 ranked)	Sean Chambers Trey Smith Xazavian Valladay	13 95 95	1 8 8	6 3 3	Chuba Hubbard, Oklahoma St.	13	Sean Chambers, Wyoming Donald Hammond III, Air Force Charles Williams, UNLV	6 6 6
Rushing Yards (200 ranked)	Sean Chambers Titus Swen Trey Smith Xazavian Valladay	65 114 178 182	4 9 15 16	381 302 227 225	Chuba Hubbard, Oklahoma St.	1,094	Marvin Kinsey, Jr., Colorado St.	618
Rushing Yards Per Game (200 ranked)	Sean Chambers Titus Swen Trey Smith Xazavian Valladay	60 107 126 128	5 9 12 13	76.2 60.4 56.8 56.3	Chuba Hubbard, Oklahoma St.	182.3	Charles Williams, UNLV	105.9
Sacks (104 ranked)	Solomon Byrd Garrett Crall	25 66	2 5	0.88 0.60	Curtis Weaver, Boise St.	1.80	Curtis Weaver, Boise St.	1.80
Scoring (200 ranked)	Cooper Rothe Sean Chambers	50 80	4 8	8.2 7.2	Jonathan Taylor, Wisconsin	19.2	Cedric Byrd, Hawaii	10.8
Solo Tackles (47 ranked)	Alijah Halliburton Logan Wilson	7 31	2 6	6.8 5.4	David Woodward, Utah St.	8.6	David Woodward, Utah St.	8.6
Tackles For Loss (55 ranked)	Solomon Byrd	40	3	1.4	DeAngelo Malone, Western Ky.	2.6	Curtis Weaver, Boise St.	2.0
Total Interceptions (97 ranked)	Cassh Malula Tyler Hall Braden Smith Rome Weber Logan Wilson	24 97 97 97 97	5 13 13 13 13	1 1 1 1 1	Douglas Coleman, Texas Tech	5	Luq Barcoo, San Diego St.	4
Total Offense (200 ranked)	Sean Chambers	96	8	188.6	Anthony Gordon, Washington St.	437.4	Cole McDonald, Hawaii	346.0
Total Points Scored (133 ranked)	Cooper Rothe	61	3	41	Jonathan Taylor, Wisconsin	96	Cedric Byrd, Hawaii	54
Total Touchdowns (105 ranked)	Sean Chambers	31	2	6	Jonathan Taylor, Wisconsin	16	Cedric Byrd, Hawaii	9
Yards per Pass Attempt (120 ranked)	Sean Chambers	94	8	6.77	Jalen Hurts, Oklahoma	13.97	Hank Bachmeier, Boise St.	8.92
Yards per Reception (200 ranked)					Kendall Parham, UAB	29.50	Geraud Sanders, Air Force	20.94

MW Standings

2019 MOUNTAIN DIVISION STANDINGS														
Team (Coaches/AP)	MW	PF	PA	Hm	Rd	Pct	Overall	PF	PA	Hm	Rd	Neu	Pct	Streak
Boise State (15/16)	2-0	68	32	1-0	1-0	1.000	5-0	163	80	3-0	2-0	0-0	1.000	Won 5
Utah State (RV/NR)	2-0	57	41	1-0	1-0	1.000	3-2	160	128	2-0	1-2	0-0	.600	Lost 1
Wyoming (RV/NR)	1-0	53	17	1-0	0-0	1.000	4-1	155	102	3-0	1-1	0-0	.800	Won 1
Air Force (RV/NR)	1-1	60	54	1-0	0-1	.500	3-2	163	118	2-0	1-2	0-0	.600	Lost 1
New Mexico	0-1	21	32	0-0	0-1	.000	2-3	139	198	2-0	0-3	0-0	.400	Lost 2
Colorado State	0-2	34	58	0-1	0-1	.000	1-5	172	219	1-2	0-2	0-1	.167	Lost 4

2019 WEST DIVISION STANDINGS														
Team (Coaches/AP)	MW	PF	PA	Hm	Rd	Pct	Overall	PF	PA	Hm	Rd	Neu	Pct	Streak
Hawai'i (RV/NR)	1-0	54	3	0-0	1-0	1.000	4-1	185	137	3-0	1-1	0-0	.800	Won 2
San Diego State	1-1	41	33	0-1	1-0	.500	4-1	101	57	1-1	3-0	0-0	.800	Won 1
San José State	1-1	56	62	1-0	0-1	.500	3-2	138	138	2-1	1-1	0-0	.600	Won 1
Fresno State	0-0	0	0	0-0	0-0	.000	2-2	122	106	1-1	1-1	0-0	.500	Won 2
Nevada	0-1	3	54	0-1	0-0	.000	3-2	99	196	2-1	1-1	0-0	.600	Lost 1
UNLV	0-2	30	91	0-1	0-1	.000	1-4	117	187	1-2	0-2	0-0	.200	Lost 4

Cowboys in the 2019 Mountain West and NCAA Statistical Rankings:

Below are where the Wyoming Cowboys rank as a team after the Bye Week

Statistic	National Rank	Conference Rank	Value	National Leader	Value	Conference Leader	Value
3rd Down Conversion Pct (130 ranked)	107	11	0.343	LSU	0.569	Air Force	0.516
3rd Down Conversion Pct Defense (130 ranked)	64	7	0.364	Wisconsin	0.159	Boise St.	0.239
4th Down Conversion Pct (130 ranked)	30	3	0.667	8 teams tied	1.000	Fresno St.	1.000
4th Down Conversion Pct Defense (129 ranked)	102	8	0.667	4 teams tied	0.000	San Diego St.	0.125
Blocked Kicks (27 ranked)				7 teams tied	3	New Mexico	3
Blocked Kicks Allowed (130 ranked)	76	5	1	75 teams tied	0	4 teams tied	0
Blocked Punts (7 ranked)				Penn St.	3	Hawaii	1
						Colorado St.	1
						San Jose St.	1
Blocked Punts Allowed (130 ranked)	1	1	0	102 teams tied	0	8 teams tied	0
Completion Percentage (130 ranked)	130	12	0.367	Georgia	0.772	Hawaii	0.679
Defensive TDs (4 ranked)	4	1	2	Missouri	5	Utah St.	2
						Wyoming	2
Fewest Penalties (130 ranked)	37	7	29	Wake Forest	16	Air Force	17
Fewest Penalties Per Game (130 ranked)	41	7	5.80	Rice	3.00	Air Force	3.40
Fewest Penalty Yards (130 ranked)	49	7	272	Wake Forest	138	Air Force	153
Fewest Penalty Yards Per Game (130 ranked)	58	7	54.40	Rice	24.50	Air Force	30.60
First Downs Defense (130 ranked)	107	12	122	Navy	51	San Diego St.	74
First Downs Offense (130 ranked)	122	12	83	Ohio St.	168	Hawaii	134
Fumbles Lost (130 ranked)	4	1	1	Oregon St.	0	San Diego St.	1
				West Virginia	0	Wyoming	1
				Appalachian St.	0		
Fumbles Recovered (117 ranked)	37	4	4	Mississippi St.	10	Fresno St.	6
Kickoff Return Defense (130 ranked)	91	9	22.75	Tennessee	0.00	Nevada	15.50
Kickoff Returns (130 ranked)	13	3	27.25	Colorado	33.50	Utah St.	32.88
Net Punting (130 ranked)	65	5	38.19	Kentucky	49.26	Colorado St.	44.22
Passes Had Intercepted (130 ranked)	5	1	1	4 teams tied	0	San Jose St.	1
						Wyoming	1
Passes Intercepted (122 ranked)	16	2	6	Florida	12	San Jose St.	11
Passing Offense (130 ranked)	128	12	116.6	Washington St.	450.0	Hawaii	356.8
Passing Yards Allowed (130 ranked)	127	11	328.8	Wisconsin	131.0	Boise St.	178.2
Passing Yards per Completion (130 ranked)	4	2	17.67	Air Force	21.44	Air Force	21.44
Punt Return Defense (130 ranked)	81	11	8.80	Appalachian St.	-2.25	San Jose St.	-0.67
Punt Returns (130 ranked)	29	2	13.29	FIU	30.86	Utah St.	17.50
Red Zone Defense (128 ranked)	7	1	0.632	Florida	0.357	Wyoming	0.632
Red Zone Offense (130 ranked)	43	1	0.882	4 teams tied	1.000	Wyoming	0.882
Rushing Defense (130 ranked)	10	2	83.4	San Diego St.	45.4	San Diego St.	45.4
Rushing Offense (130 ranked)	14	2	248.2	Louisiana	314.0	Air Force	287.8
Sacks Allowed (130 ranked)	4	2	0.60	Georgia	0.20	New Mexico	0.40
Scoring Defense (130 ranked)	31	3	20.4	Wisconsin	5.8	San Diego St.	11.4
Scoring Offense (130 ranked)	62	5	31.0	LSU	54.6	Hawaii	37.0
Tackles for Loss Allowed (130 ranked)	6	2	3.60	Washington St.	2.80	Hawaii	3.20
Team Passing Efficiency (130 ranked)	126	11	99.86	Oklahoma	217.41	Hawaii	158.40
Team Passing Efficiency Defense (130 ranked)	37	4	118.65	Wisconsin	78.29	San Diego St.	113.67
Team Sacks (130 ranked)	8	1	4.00	Penn St.	5.00	Wyoming	4.00
Team Tackles for Loss (129 ranked)	9	1	8.4	Penn St.	10.4	Boise St.	8.4
						San Diego St.	8.4
						Wyoming	8.4
Time of Possession (130 ranked)	78	10	29:28	Wisconsin	37:16	San Diego St.	34:25
Total Defense (130 ranked)	87	8	412.2	Wisconsin	178.6	San Diego St.	270.8
Total Offense (130 ranked)	95	10	364.8	Oklahoma	643.8	Boise St.	482.2
Turnover Margin (130 ranked)	3	2	1.60	San Jose St.	2.20	San Jose St.	2.20
Turnovers Gained (123 ranked)	24	4	10	Florida	17	San Jose St.	15
Turnovers Lost (130 ranked)	2	1	2	Oregon St.	1	Wyoming	2
Winning Percentage (128 ranked)	18	2	0.800	16 teams tied	1.000	Boise St.	1.000



The 2019 season will mark Craig Bohl's sixth season leading the University of Wyoming Football program and his 17th season as a head coach at the collegiate level. The success that Cowboy Football has enjoyed and the excitement generated around the program under Bohl's direction is just what UW Athletics Director Tom Burman had hoped for when he hired Bohl.

In terms of success, the Cowboys have become regular contenders in the race for the Mountain West Conference title. UW won eight games in both 2016 and '17, hosted the 2016 Mountain West Championship Game, earned consecutive bowl bids and won the 2017 Famous Idaho Potato Bowl with a convincing 37-14 victory.

The 2018 season saw the Cowboys earn bowl eligibility for the third consecutive season, marking the first time a UW team had achieved that since the 1997-99 seasons.

The excitement surrounding Wyoming Football included the extensive coverage of former Cowboy quarterback Josh Allen, who was selected as the No. 7 overall pick in the 2018 NFL Draft by the Buffalo Bills. That marked the highest selection by a Wyoming Cowboy in the history of the program and was the second highest selection by a Mountain West player since Utah's Alex Smith was selected No. 1 in 2005. Leading up to Allen being drafted, Wyoming's Pro Day was covered live by both ESPN and the NFL Network. At the conclusion of the 2017 football season and the 2018 NFL Draft, media coverage of Wyoming Football for the past year was estimated by Joyce Julius & Associates at over \$159 million.

In 2018, Wyoming had two finalists for national awards for the first time in program history. Place-kicker Cooper Rothe was one of three national finalists for the Lou Groza Collegiate Place-Kicker Award, that honors the nation's top collegiate place-kicker each year. Free safety Marcus Epps was one of only three national finalists for the Burlsworth Trophy, which is awarded to the most outstanding football player in America who began his career as a walk-on. Epps went on to be drafted by the Minnesota Vikings in the sixth round of the 2019 NFL Draft. Also for the third time in the last four seasons, Bohl had a freshman earn Freshman All-America honors from the Football Writers Association of America (FWAA). Cowboy center Keegan Cryder earned the honor in 2018. Cryder was one of only 32 freshman nationally to be named to the 2018 Freshman All-America squad.

The excitement around Wyoming Football carries into the 2019 season as the Cowboys enter the season on a four-game winning streak. Among the top returning Cowboys are All-America candidates and seniors Rothe at place-kicker and Logan Wilson at linebacker.

When Bohl was hired as head football coach at Wyoming, he was open in saying that he wanted to bring Cowboy Football back to a place of national prominence.

Wyoming was once again one of the best defensive teams in the nation in 2018. The Cowboys ranked No. 19 in the nation in total defense, No. 25 in rushing defense, No. 28 in scoring defense and No. 32 in pass defense on way to a 6-6 record to earn bowl eligibility for the third straight season.

The 2017 season saw the Cowboys post an 8-5 record and finish second in the MW Mountain Division. The Pokes were led by their defense in 2017, ranking No. 1 in the nation in forcing turnovers (38) and leading the Mountain West and ranking No. 9 in the nation in scoring defense, allowing opponents only 17.5 points per game. Wyoming's defense also ranked No. 1 in fumbles recovered (18), No. 2 in interceptions (20), No. 8 in defensive touchdowns scored, 13th in the NCAA in pass defense, and 23rd in total defense. UW placed second in the Mountain Division and captured the Famous Idaho Potato Bowl in a convincing 37-14 win over Central Michigan.

In 2016, Bohl's team defeated two Top 25 ranked opponents, was named the National Team of the Week by the Football Writers Association of America (FWAA) for one of those wins and received votes itself in the national polls. Wyoming also captured the Mountain Division title of the Mountain West Conference, earned the right to host the 2016 MW Football Championship Game as the highest ranked team in the conference and was invited to the San Diego County Credit Union Poinsettia Bowl. His Cowboys ended the year with an 8-6 record and featured one of the NCAA's top scoring offenses, averaging 35.9 points per game to rank No. 25 in the nation. Bohl was recognized for his turnaround of Cowboy Football by being named the 2016 Mountain West Conference Coach of the Year in voting by conference head coaches and media.

Two Cowboys earned All-America honors in 2016 in running back Brian Hill and center Chase Roullier. Linebacker Logan Wilson earned Freshman All-America honors in 2016, joining Andrew Wingard, who earned Freshman All-America honors a year earlier.

Bohl, who was part of building National Championship teams at North Dakota State and Nebraska, was introduced by University of Wyoming Athletics Director Tom Burman as the new head football coach of the Wyoming Cowboys on Sunday, Dec. 8, 2013. Bohl became the 32nd head football coach in University of Wyoming history.

He came to Wyoming after building a national power at North Dakota State as a head coach for 11 seasons from 2003-13. His teams won three consecutive National Championships at the NCAA Football Championship Subdivision (FCS) level in 2011, '12 and '13. NDSU became only the second FCS school in NCAA history to win three consecutive national football titles, tied the FCS record for consecutive wins (24 from 2011-13) and became the first undefeated FCS National Champion since 1996.

Not only did Bohl win three national titles at the FCS level, but he was the linebackers coach at his alma mater, Nebraska, when the Huskers won the 1995 and 1997 National Championships.

Bohl currently serves on the American Football Coaches Association (AFCA) Board of Trustees, having been elected by a vote of the membership at the 2012 AFCA national convention. He was also appointed to the 13-member NCAA Division I Football Competition Committee in January of 2017.

Bohl concluded his career as head coach of the NDSU Bison, with a 104-32 (.765) record. He guided the Bison to the FCS Playoffs each of his final four seasons, posting a 14-1 record in the FCS Playoffs.

By winning the 2013 FCS National Championship, North Dakota State extended its winning streak to 24 consecutive games, which tied both the NDSU and FCS records for consecutive victories. The Bison teams from 1964-66 originally set the school record with 24 straight victories. The University of Pennsylvania set the FCS record of 24 consecutive wins from 1992-95. That record was later tied by Montana from 2001-02.

The 2013 NDSU team also set a North Dakota State single-season record for wins, posting a perfect 15-0 record. The Bison became the first undefeated FCS National Champion since Marshall went 15-0 to win the 1996 FCS title.

In 2012 and '13, Bohl received both The Sports Network Eddie Robinson FCS National Coach of the Year Award and the American Football Coaches Association (AFCA) FCS National Coach of the Year Award. He became the first coach in the first 27 years of the Eddie Robinson Award to win it in consecutive seasons. In 2013, he also received the Liberty Mutual FCS Coach of the Year Award, which is presented in partnership with the National Football Foundation and College Football Hall of Fame. His other National Coach of the Year honor came in 2006, when he was recognized by the Football Gazette as the FCS National Coach of the Year and the Northwest Region Coach of the Year.

Bohl grew up in Lincoln, Neb., and went on to attend the University of Nebraska where he was a reserve defensive back from 1977 to 1979 under head coach Tom Osborne. Bohl was part of Nebraska's 1979 Orange Bowl and 1980 Cotton Bowl teams.

The 2019 season will be Bohl's 39th year coaching at the college level. Born July 27, 1958, Bohl will be 61 years old when the 2019 season kicks off. He earned his bachelor's degree in business administration from Nebraska in 1982. Bohl's family includes wife Leia, and children Mallory and Morgan, Aaron and Elijah.

Craig Bohl's Career Coaching Honors

- 2016 Mountain West Conference Coach of the Year
- 2013 The Sports Network Eddie Robinson FCS National Coach of the Year
America Football Coaches Association (AFCA) FCS National Coach of the Year
Liberty Mutual, National Football Foundation and College Football Hall of Fame FCS National Coach of the Year
AFCA Region 4 Division I FCS Coach of the Year
Missouri Valley Football Conference Bruce Craddock Coach of the Year
- 2012 The Sports Network Eddie Robinson FCS National Coach of the Year
The American Football Coaches Association (AFCA) FCS National Coach of the Year
Elected to the AFCA Board of Trustees
Missouri Valley Football Conference Bruce Craddock Coach of the Year
- 2011 Finalist for The Sports Network Eddie Robinson FCS National Coach of the Year
AFCA Region 4 Division I FCS Coach of the Year
Missouri Valley Football Conference Bruce Craddock Coach of the Year
- 2007 Finalist for The Sports Network Eddie Robinson FCS National Coach of the Year
2006 Football Gazette FCS National Coach of the Year
Football Gazette FCS Northwest Region Coach of the Year
Finalist for The Sports Network Eddie Robinson FCS National Coach of the Year
Great West Football Conference Coach of the Year

Craig Bohl's College Head-Coaching Record

Season	School	Overall Record			Conference Record			Conference Finish	Postseason Appearance
		W	L	%	W	L	%		
2019	Wyoming	4	1	.800	1	0	1.000	---	---
2018	Wyoming	6	6	.500	4	4	.500	3rd in Mountain Div.	
2017	Wyoming	8	5	.615	5	3	.625	2nd in Mountain Div.	Idaho Potato Bowl Champions
2016	Wyoming	8	6	.571	6	2	.750	1st in Mountain Div.	Poinsettia Bowl
2015	Wyoming	2	10	.167	2	6	.250	6th in Mountain Div.	
2014	Wyoming	4	8	.333	2	6	.250	T5th in Mountain Div.	
2013	North Dakota State	15	0	1.000	8	0	1.000	1st in MVFC	FCS National Champions
2012	North Dakota State	14	1	.933	7	1	.875	1st in MVFC	FCS National Champions
2011	North Dakota State	14	1	.933	7	1	.875	Tie 1st in MVFC	FCS National Champions
2010	North Dakota State	9	5	.643	4	4	.500	Tie 3rd in MVFC	FCS Quarterfinals
2009	North Dakota State	3	8	.273	2	6	.250	6th in MVFC	
2008	North Dakota State	6	5	.545	4	4	.500	Tie 4th in MVFC	
2007	North Dakota State	10	1	.909	3	1	.750	2nd in GWFC	Reclassifying to FCS
2006	North Dakota State	10	1	.909	4	0	1.000	1st in GWFC	Reclassifying to FCS
2005	North Dakota State	7	4	.636	3	2	.600	3rd in GWFC	Reclassifying to FCS
2004	North Dakota State	8	3	.727	2	3	.400	3rd in GWFC	Reclassifying to FCS
2003	North Dakota State	8	3	.727	5	2	.714	2nd in NCC	
Record as Head Coach (17 years)		136	68	.667	69	45	.605	4 Titles	3 National Titles

Craig Bohl's College Assistant-Coaching Record

Season	School	Overall Record				Conference Record			Conference Finish	Postseason Appearance
		W	L	T	%	W	L	%		
2002	Nebraska (Def. Coord./LB)	7	7	0	.500	3	5	.375	4th Big 12 North	Independence Bowl
2001	Nebraska (Def. Coord./LB)	11	2	0	.846	7	1	.875	Tie 1st Big 12 N.	Rose Bowl
2000	Nebraska (Def. Coord./LB)	10	2	0	.833	6	2	.750	2nd Big 12 North	Alamo Bowl Champions
1999	Nebraska (Linebackers)	12	1	0	.923	7	1	.875	Big 12 Champs	Fiesta Bowl Champions
1998	Nebraska (Linebackers)	9	4	0	.692	5	3	.625	2nd Big 12 North	Holiday Bowl
1997	Nebraska (Linebackers)	13	0	0	1.000	8	0	1.000	Big 12 Champs	National Champs / Orange
1996	Nebraska (Linebackers)	11	2	0	.846	8	0	1.000	Big 12 Runner-up	Orange Bowl Champions
1995	Nebraska (Linebackers)	12	0	0	1.000	7	0	1.000	Big Eight Champs	National Champs / Fiesta
1994	Duke (Def. Coord./LB)	8	4	0	.667	5	3	.625	Tie 3rd ACC	Hall of Fame Bowl
1993	Rice (Defensive Coord.)	6	5	0	.545	3	4	.429	Tie 4th SWC	
1992	Rice (Defensive Coord.)	6	5	0	.545	4	3	.571	Tie 2nd SWC	
1991	Rice (Defensive Coord.)	4	7	0	.364	2	6	.250	8th SWC	
1990	Rice (Defensive Coord.)	5	6	0	.455	3	5	.375	Tie 4th SWC	
1989	Rice (Defensive Coord.)	2	8	1	.227	2	6	.250	Tie 6th SWC	
1988	Wisconsin (Linebackers)	1	10	0	.091	1	7	.125	Tie 9th Big 10	
1987	Wisconsin (Linebackers)	3	8	0	.273	1	7	.125	10th Big 10	
1986	Tulsa (Linebackers)	7	4	0	.636	0	0	-----	Independent	
1985	Tulsa (Linebackers)	6	5	0	.545	5	0	1.000	1st MVC	
1984	North Dakota State (DB)	11	2	0	.846	8	1	.889	1st NCC	National Runner-up
1983	Nebraska (Grad Assistant)	12	1	0	.923	7	0	1.000	1st Big 8	Orange Bowl
1982	Nebraska (Grad Assistant)	12	1	0	.923	7	0	1.000	1st Big 8	Orange Bowl Champions
1981	Nebraska (Grad Assistant)	9	3	0	.750	7	0	1.000	1st Big 8	Orange Bowl
Record as Assistant Coach (22 years)		177	87	1	.670	106	54	.663		2 National Titles

Coordinators



Brent Vigen
Associate Head Coach
Offensive Coordinator/Quarterbacks
(In Booth on Gameday)
Years at Wyoming: 6th
Alma Mater: North Dakota State '98



Jake Dickert
Defensive Coordinator/ Linebackers

Years at Wyoming: 3rd
Alma Mater: Wisconsin-Stevens Point '07



AJ Cooper
Defensive Run-Game Coordinator
Defensive Ends/Special Teams Coordinator

Years at Wyoming: 6th
Alma Mater: North Dakota State '06

Assistant Coaching Staff



Willie Mack Garza
Safeties

Years at Wyoming: 1st
Alma Mater: Texas '93



Mike Grant
Wide Receivers

Years at Wyoming: 4th
Alma Mater: Nebraska '93



Gordie Haug
Director of Player Personnel/
Running Backs
Years at Wyoming: 6th
Alma Mater: Bemidji State '09



Pete Kaligis
Defensive Tackles/
Nose Tackles (In Booth)
Years at Wyoming: 11th
Alma Mater: Washington '94



Bart Miller
Offensive Line

Years at Wyoming: 1st
Alma Mater: New Mexico '07



Shannon Moore
Tight Ends/Fullbacks
Co-Special Teams Coordinator
Years at Wyoming: 1st
Alma Mater: Black Hills State '00



John Richardson
Cornerbacks
(In Booth on Gameday)
Years at Wyoming: 6th
Alma Mater: North Dakota St. '10

Defense

Cornerbacks

- 9 Tyler Hall (5-10, 190, Sr., Hawthorne, Calif.)
- 6 Jordan Murry (5-10, 150, Fr., Riverside, Calif.)

Strong Safeties

- 3 Alijah Halliburton (6-2, 190, Sr., Aurora, Colo.)
- 5 Esaias Gandy (6-1, 193, Jr., Aurora, Colo.)

Free Safeties

- 8 Rome Weber (5-11, 186, RFr., San Bernardino, Calif.)
- 26 Braden Smith (5-10, 184, Jr., Lakewood, Colo.)

Cornerbacks

- 20 Azizi Hearn (6-1, 193, So., Oceanside, Calif.)
- 6 Jordan Murry (5-10, 150, Fr., Riverside, Calif.)

Nickel Backs / Strong-Side (SAM) Linebackers

- 18 Keyon Blankenbaker (5-10, 175, So., Oak Park, Ill.)
- 47 Blake Harrington (5-11, 180, RFr., Prosper, Texas)

Middle (MIKE) Linebacker

- 30 Logan Wilson (6-2, 250, Sr., Casper, Wyo.)
- 48 Chad Muma (6-3, 220, So., Lone Tree, Colo.)

Weak-Side (WILL) Linebackers

- 46 Cassh Maluia (6-0, 248, Sr., Compton, Calif.)
- 43 Ben Wisdorf (6-1, 221, Sr., Cheyenne, Wyo.)

Defensive Ends

- 53 Josiah Hall (6-1, 236, Sr., Colorado Springs, Colo.)
- 49 Teagan Liufau (6-3, 232, RFr., Fort Collins, Colo.)

Nose Tackles

- 97 Mario Mora (6-3, 264, RFr., Covina, Calif.)
- 94 Cole Godbout (6-4, 262, RFr., Hudson, Wis.)

Defensive Tackles

- 86 Javaree Jackson (6-5, 276, Jr., Wauwatosa, Wis.)
- 44 Victor Jones (6-4, 256, So., Sacramento, Calif.)

Defensive Ends

- 88 Garrett Crall (6-5, 242, Jr., Hicksville, Ohio)
- 51 Solomon Byrd (6-4, 243, RFr., Palmdale, Calif.)

Specialists

Place-kickers

- 40 Cooper Rothe (5-11, 178, Sr., Longmont, Colo.)
- 42 Luke Glassock (5-10, 170, Fr., Buffalo, Wyo.)

Punters

- 41 Ryan Galovich (6-0, 192, Sr., Corvallis, Ore.)
- 27 Tim Zaleski (6-5, 221, Jr., Oak Lawn, Ill.)

Holders

- 11 Nick Szpor (6-3, 205, Sr., Fresno, Calif.)

Long Snappers

- 99 Jesse Hooper (5-11, 232, So., West Jordan, Utah)

Offense

Quarterbacks

- 12 Sean Chambers (6-3, 218, RFr., Kerman, Calif.)
- 18 Tyler Vander Waal (6-4, 214, So., Elk Grove, Calif.)

Running Backs

- 6 Xazavian Valladay (6-0, 196, So., Matteson, Ill.)
- 36 Titus Swen (5-11, 190, Fr., Fort Worth, Texas)

Fullbacks

- 35 Skyler Miller (5-11, 226, Jr., Torrington, Wyo.)
- 45 Jaylon Watson (6-0, 241, Sr., Broken Bow, Okla.)

Wide Receivers (Z)

- 25 Austin Conway (5-10, 183, Sr., Aurora, Colo.)
- 8 Dontae Crow (5-9, 178, Jr., Sheridan, Wyo.)

Wide Receivers (F)

- 17 Raghil Ismail Jr. (6-0, 170, Sr., Irving, Texas)
- 11 Wyatt Wieland (6-1, 191, RFr., Colorado Springs, Colo.)

Wide Receivers (X)

- 13 John Okwoli (6-2, 210, Sr., Phoenix, Ariz.)
- 19 Ayden Eberhardt (6-2, 195, Jr., Loveland, Colo.)
- 16 Gunner Gentry (6-3, 208, So., Aurora, Colo.)

Tight Ends (Y)

- 33 Josh Harshman (6-3, 240, RSr., Casper, Wyo.)
- 84 Nate Weinman (6-7, 267, So., Creston, Ohio)
- 82 Jackson Marcotte (6-7, 250, RFr., Mt. Carmel, Ill.)

Left Tackles

- 62 Rudy Stofer (6-6, 297, So., Kearney, Neb.)
- 75 Frank Crum (6-7, 300, RFr., Laramie, Wyo.)

Left Guards

- 69 Eric Abojei (6-5, 354, So., New Hope, Minn.)
- 57 Patrick Arnold (6-3, 296, So., Omaha, Neb.)

Centers

- 73 Keegan Cryder (6-4, 297, So., Littleton, Colo.)
- 58 Latrell Bible (6-4, 262, Fr., Minneapolis, Minn.)

Right Guards

- 79 Logan Harris (6-3, 304, Jr., Torrington, Wyo.)
- 74 Blayne Baker (6-5, 305, RFr., Sheridan, Wyo.)

Right Tackles

- 78 Alonzo Velazquez (6-6, 310, Jr., Janesville, Wis.)
- 77 Gavin Dunayski (6-6, 261, So., Puyallup, Wash.)

Return Specialists

Punt Returners

- 25 Austin Conway (5-10, 183, Sr., Aurora, Colo.)
- 8 Dontae Crow (5-9, 178, Jr., Sheridan, Wyo.)

Kickoff Returners

No. 1 Tandem

- 9 Tyler Hall (5-10, 190, Sr., Hawthorne, Calif.)
- 17 Raghil Ismail Jr. (6-0, 170, Sr., Irving, Texas)

No. 2 Tandem

- 25 Austin Conway (5-10, 183, Sr., Aurora, Colo.)
- 8 Dontae Crow (5-9, 178, Jr., Sheridan, Wyo.)

2019 Player Participation and Starting History

No.	Players	Career				2019 Season										Career (G/GS)	Cons GS	
		2015 (G/GS)	2016 (G/GS)	2017 (G/GS)	2018 (G/GS)	MIZZ	TEXAS STATE	ID	TU	UNLV	SDSU	UNM	NEV	BOISE STATE	UTAH STATE			CSU AFA
25	Isaiah Abdullah, lb				HS												0/0	
69	Eric Abojei, og		HS	RS	12/5	GS	GS	GS	GS	GS							17/10	5
23	Alphonso Andrews Jr., rb				HS												0/0	
57	Patrick Arnold, og/c		HS	RS	4/4	G	G	G	G	GS							9/5	1
74	Blayne Baker, og			HS	RS					G							1/0	
58	Latrell Bible, c				HS												0/0	
18	Keyon Blankenbaker, cb		HS	RS	12/4	GS	GS	GS	GS	GS							17/9	5
76	Justis Borton, nt		RS	2/0	0/0			G	G	G							5/0	
52	Jack Boyer, de			HS	RS												1/0	
24	Brett Brenton, rb			HS	1/0				G	G							3/0	
9	Alex Brown, wr				HS												0/0	
34	Jeff Burroughs, fb		RS	SQ	4/0	G	G	G	G	G							9/0	
51	Solomon Byrd, de			HS	3/0			G	G	GS							7/1	1
12	Sean Chambers, qb			HS	4/3	GS	GS	GS	GS	GS							9/8	5
80	Parker Christensen, te				HS												0/0	
28	Austin Clemetson, rb			HS	RS												0/0	
21	C.J. Coldon, cb		HS	RS	3/3	GS	GS	GS									6/6	
55	Claude Cole, dt			HS	RS	G			G	G							3/0	
25	Austin Conway, wr		14/2	13/11	12/11	GS	GS	GS	GS	GS							44/29	13
13	Jerome Cooper, s				HS												0/0	
88	Garrett Crall, de		RS	13/0	12/11	GS	GS	GS	GS	GS							30/16	6
8	Dontae Crow, wr/p		RS	5/0	10/6	G	G	G	G	G							20/6	
75	Frank Crum, ot			HS	RS	G	G	G	G	GS							5/1	1
73	Keegan Cryder, c/og		HS	RS	12/12	GS	GS	GS	GS	GS							17/17	17
63	Jason Davis, ol		HS	RS	SQ					G							1/0	
37	Tristan Dietz, fb			HS	RS												0/0	
40	Taylor Dodd, fs		HS	RS	SQ												0/0	
77	Gavin Dunayski, ot		HS	RS	SQ					G							1/0	
19	Ayden Eberhardt, wr		RS	7/0	12/2	G	GS	G	G	G							24/3	
85	Maeson Gallegos, wr			HS	RS					G							1/0	
41	Ryan Galovich, k			TR	5/1	GS	GS	GS	GS	GS							10/6	6
5	Esaias Gandy, ss		HS	13/0	12/0	G	G	G	G	G							29/0	
16	Gunner Gentry, wr			HS	11/0	G	G	G	G	G							16/0	
28	Easton Gibbs, lb				HS												0/0	
42	Luke Glassock, k				HS												0/0	
12	Keonte Grinton, s				HS					G							1/0	
94	Cole Godbout, nt			HS	RS	G	G	G	G	G							5/0	
92	Alonzo Hall, de				HS												0/0	
53	Josiah Hall, de		14/11	12/8	9/1	GS	GS	GS									38/23	
9	Tyler Hall, n/lb		7/0	13/5	11/11	GS	GS	GS	GS								35/20	
3	Alijah Halliburton, ss		14/0	13/0	12/6	GS	GS	GS	GS	GS							44/11	10
47	Blake Harrington, n/lb			HS	RS					G							1/0	
93	DeVonne Harris, de				HS												0/0	
79	Logan Harris, og/c		HS	13/13	12/1	GS	GS	GS	GS								29/18	
71	Carlos Harrison, ol				HS												0/0	
33	Josh Harshman, te	11/0	14/2	13/7	3/3	GS	GS	GS	GS	GS							46/17	5
20	Azizi Hearn, cb		HS	RS	ARIZ	G	G	G	GS	GS							5/2	2
34	Charles Hicks, lb			HS	RS	G	G	G	G	G							5/0	
87	Chance Hofer, wr			HS	RS												0/0	
98	Ravontae Holt, dt		HS	9/3	12/4												21/7	
99	Jesse Hooper, ls			HS	12/0	G	G	G	G	G							17/0	
4	Antonio Hull, cb	12/9	14/11	1/0	12/12												39/32	
17	Raghib Ismail Jr., wr			JC	11/2	GS	GS	G	G	G							16/3	
86	Javaree Jackson, nt/dt		HS	11/1	8/1	GS	GS	G	GS	GS							24/6	2
4	Devin Jennings, wr				HS												0/0	
44	Victor Jones, dt/de		HS	RS	11/1	G	G	GS	GS	G							16/3	
36	Brennan Kutterer, lb		HS	RS	7/0												7/0	
29	Leevi Lafaele, de			HS	RS	G	G	G									3/0	
70	Tristen Lee, ot			HS	RS												0/0	
27	Bryce Levinson, cb			HS	RS	G	G	G	G								4/0	
49	Teagan Liufau, de			HS	RS	G	G	G	GS	G							5/1	
50	Jack Lookabaugh, ol				HS												0/0	
60	Marco Machado, c			HS	RS					G							1/0	
46	Cash Maluia, lb		13/2	13/13	11/10	GS	GS	GS	GS	GS							42/30	11
82	Jackson Marcotte, te			HS	1/0	G	G	G	G	G							6/0	
20	Ryan Marquez, qb			HS	RS												0/0	
30	Dawaiian McNeely, rb				HS												0/0	
35	Skyler Miller, fb		RS	SQ	SQ	G	G	G	G	G							5/0	
32	Jahmari, Moore, te/fb		RS	13/0	12/0	G	G			G							28/0	
97	Mario Mura, nt			HS	RS	GS	GS	GS	G	GS							5/4	1
48	Chad Muma, lb			HS	12/0	G	G	G	G	G							17/0	
2	Cameron Murray, fs			HS	RS	G	G	G	G	G							5/0	
6	Jordan Murry, cb				HS					G	GS						2/1	1
26	Isaiah Neyor, wr				HS												0/0	

2019 Player Participation and Starting History

No.	Players	Career			2019 Season										Career (G/GS)	Cons GS			
		2015	2016 (G/GS)	2017 (G/GS)	2018 (G/GS)	MIZZ	TEXAS STATE	ID	TU	UNLV	SDSU	UNM	NEV	BOISE STATE			UTAH STATE	CSU	AFA
13	John Okwoli, wr		14/0	12/4	12/2	GS	GS	GS	GS	GS								43/11	5
91	Jaylen Pate, de				HS													0/0	
38	Ray Rabou, lb			HS	RS				G	G								2/0	
22	Caleb Roberson, cb				HS													0/0	
40	Cooper Rothe, k		14/14	13/13	12/12	GS	GS	GS	GS	GS								44/44	44
55	Gavin Rush, og		14/14	13/8	RS													27/22	
7	Allen Smith, cb				HS		G	G										2/0	
26	Braden Smith, fs		RS	12/0	12/0	G	G	GS	G	G								29/1	
7	Trey Smith, rb		LOUIS	LOUIS	LOUIS	G	G	GS	GS									4/2	
39	Justyn Stindt, wr		HS	RS	SQ					G								1/0	
62	Rudy Stofer, ot		HS	RS	12/7	GS	GS	GS	GS	GS								17/12	10
54	Shae Suaiaunoa, lb				HS													0/0	
36	Titus Swen, rb				HS	G	G	G	G	GS								5/1	1
11	Nick Szpor, qb/holder		14/0	13/0	12/0	G	G	G	G	G								44/0	
6	Xazavian Valladay, rb		HS	RS	12/1	GS	GS		G	G								16/3	
18	Tyler Vander Waal, qb		HS	RS	10/9				G	G								12/9	
78	Alonzo Velazquez, ot		HS	10/10	5/5	GS	GS	GS	GS									19/19	
45	Jaylon Watson, fb		14/0	13/0	12/0	G	G		G	G								43/0	
65	Zach Watts, og			HS	3/3													3/3	
8	Rome Weber, fs			HS	3/0	GS	GS	G	GS	GS								8/4	2
84	Nate Weinman, te		HS	RS	9/0	G	G	GS	GS	GS								14/3	3
81	Treyton Welch, te				HS													0/0	
41	Davon Wells-Ross, de		HS	RS	SQ	G	G	G	G	G								5/0	
11	Wyatt Wieland, wr			HS	RS	G	G	G	G	G								5/0	
15	Levi Williams, qb				HS													0/0	
14	Miles Williams, ss			HS	6/0	G	G	G	G	G								11/0	
30	Logan Wilson, lb		14/14	13/13	12/12	GS	GS	GS	GS	GS								44/44	44
43	Ben Wisdorf, lb		6/0	13/0	12/0	G	G	G	G	G								36/0	
27	Tim Zaleski, p		HS	13/13	5/5													18/18	

RS - Redshirted
 G - Indicates number of games played that season.
 GS - Indicates number of games started that season.
 Cons. GS - Indicates current streaks of consecutive games started

2019 Game-by-Game Starters

Offensive Game-by-Game Starters

Game	QB	RB	WR	WR	WR (FB, TE)	TE	LT	LG	C	RG	RT
MISSOURI	Chambers	Valladay	Conway	Ismail	Okwoli	Harshman	Stofer	Abojei	Cryder	Harris	Velazquez
at Texas State	Chambers	Valladay	Conway	Eberhardt	Okwoli	Harshman	Stofer	Abojei	Cryder	Harris	Velazquez
IDAHO	Chambers	T. Smith	Conway	Okwoli	Weinman (TE)	Harshman	Stofer	Abojei	Cryder	Harris	Velazquez
at Tulsa	Chambers	T. Smith	Conway	Okwoli	Weinman (TE)	Harshman	Stofer	Abojei	Cryder	Harris	Velazquez
UNLV	Chambers	Swen	Conway	Okwoli	Weinman (TE)	Harshman	Stofer	Abojei	Cryder	Arnold	Crum
at San Diego State											
NEW MEXICO											
NEVADA											
at Boise State											
at Utah State											
COLORADO STATE											
at Air Force											

Defensive Game-by-Game Starters

Game	CB	FS	SS	CB	NICKEL (SAM)	LB (MIKE)	LB (WILL)	DE	DT	NT	DE
MISSOURI	T. Hall	Weber	Halliburton	Coldon	Blankenbaker	Wilson	Maluia	J. Hall	Jackson	Mora	Crall
at Texas State	T. Hall	Weber	Halliburton	Coldon	Blankenbaker	Wilson	Maluia	J. Hall	Jackson	Mora	Crall
IDAHO	T. Hall	B. Smith	Halliburton	Coldon	Blankenbaker	Wilson	Maluia	J. Hall	Jones	Mora	Crall
at Tulsa	T. Hall	Weber	Halliburton	Hearn	Blankenbaker	Wilson	Maluia	Liufau	Jackson	Jones	Crall
UNLV	Murry	Weber	Halliburton	Hearn	Blankenbaker	Wilson	Maluia	Byrd	Jackson	Mora	Crall
at San Diego State											
NEW MEXICO											
NEVADA											
at Boise State											
at Utah State											
COLORADO STATE											
at Air Force											

2019 Season Captains

Team Captains

- #12 Sean Chambers, RFr., QB, Kerman, Calif.
- #25 Austin Conway, Sr., WR, Aurora, Colo.
- #30 Logan Wilson, Sr., LB, Casper, Wyo.
- #33 Josh Harshman, Sr., TE, Casper, Wyo.
- #53 Josiah Hall, Sr., DE, Colorado Springs, Colo.

**2019 University of Wyoming Cowboy Football
Alphabetical Roster**

No.	Name	Pos.	Ht.	Wt.	Class	Ex.	Hometown (Last School)
25D	Isaiah Abdullah	LB	6-3	190	Fr.	HS	Los Angeles, Calif. (Wilson)
69	Eric Abojei	OG	6-5	354	So.	1L	New Hope, Minn. (Robbinsdale Cooper)
23	Alphonzo Andrews Jr.	RB	5-10	185	Fr.	HS	St. Louis, Mo. (Trinity Catholic)
57	Patrick Arnold	OG/C	6-3	296	So.	1L	Omaha, Neb. (Gretna)
74	Blayne Baker	OG	6-5	305	RFr.	RS	Sheridan, Wyo. (Sheridan)
96	Jordan Bertagnole	DE	6-4	220	Fr.	HS	Casper, Wyo. (Natrona County)
58	Latrell Bible	OL	6-4	262	Fr.	HS	Minneapolis, Minn. (Washburn)
18D	Keyon Blankenbaker	N/LB	5-10	175	So.	1L	Oak Park, Ill. (Oak Park-River Forest)
87D	Akili Bonner	DT	6-4	220	Fr.	HS	Carmichael, Calif. (Jesuit)
76	Justis Borton	NT	6-2	282	Jr.	SQ	Wheatland, Wyo. (Wheatland)
52	Jack Boyer	DE	6-4	207	RFr.	RS	Arvada, Colo. (Arvada West)
83	Vance Brazile	TE	6-4	225	Fr.	HS	Parker, Colo. (Cherry Creek)
24	Brett Brenton	RB	5-10	195	RFr.	RS	Casper, Wyo. (Natrona County)
9D	Alex Brown	WR	6-4	190	Fr.	HS	Spring, Texas (Klein Collins)
34	Jeff Burroughs	RB/FB	6-1	233	Jr.	1L	Yoder, Wyo. (Southeast)
51	Solomon Byrd	DE	6-4	243	RFr.	RS	Palmdale, Calif. (William J.P. Knight)
12	Sean Chambers	QB	6-3	218	RFr.	RS	Kerman, Calif. (Kerman)
80	Parker Christensen	TE	6-2	210	Fr.	HS	Sheridan, Wyo. (Sheridan)
28	Austin Clemetson	RB	5-9	185	RFr.	RS	Gillette, Wyo. (Campbell County & Thunder Basin)
21	C.J. Coldon	CB	6-1	183	So.	1L	Belleville, Ill. (Althoff Catholic)
55D	Claude Cole	DT	6-4	276	RFr.	RS	Palo Alto, Calif. (Bellarmino Prep)
25	Austin Conway	WR	5-10	183	Sr.	3L	Aurora, Colo. (Overland)
13D	Jerome Cooper	S	6-0	165	Fr.	HS	Los Angeles, Calif. (Locke)
88	Garrett Crall	DE	6-5	242	Jr.	2L	Hicksville, Ohio (Hicksville)
8	Dontae Crow	WR/P	5-9	178	Jr.	2L	Sheridan, Wyo. (Sheridan)
75	Frank Crum	OT	6-7	300	RFr.	RS	Laramie, Wyo. (Laramie)
73	Keegan Cryder	C/OG	6-4	297	So.	1L	Littleton, Colo. (Dakota Ridge)
63	Jason Davis	OL	6-3	336	So.	SQ	Hershey, Neb. (Hershey)
37	Tristan Dietz	FB	5-11	205	RFr.	RS	Parker, Colo. (Chaparral)
40D	Taylor Dodd	FS	6-2	201	So.	SQ	Laramie, Wyo. (Laramie)
77	Gavin Dunayski	OT	6-6	261	So.	SQ	Puyallup, Wash. (Puyallup)
19	Ayden Eberhardt	WR	6-2	195	Jr.	2L	Loveland, Colo. (Loveland)
85	Maeson Gallegos	WR	6-2	165	RFr.	RS	Casper, Wyo. (Natrona County)
41D	Ryan Galovich	K/P	6-0	192	Sr.	1L	Corvallis, Ore. (Crescent Valley)
5	Esaias Gandy	SS	6-1	193	Jr.	2L	Aurora, Colo. (Denver South)
16	Gunner Gentry	WR	6-3	208	So.	1L	Aurora, Colo. (Grandview)
28D	Easton Gibbs	LB	6-2	200	Fr.	HS	Temecula, Calif. (Temecula Valley)
42	Luke Glassock	K/P	5-10	170	Fr.	HS	Buffalo, Wyo. (Buffalo)
12D	Keonte Grinton	S	6-0	175	Fr.	HS	Bakersfield, Calif. (Bakersfield Christian)
94	Cole Godbout	DT	6-4	262	RFr.	RS	Hudson, Wis. (Hudson)
92	Alonzo Hall	DT	6-5	230	Fr.	HS	Reseda, Calif. (Reseda)
53	Josiah Hall	DE	6-1	236	Sr.	3L	Colorado Springs, Colo. (Falcon)
9	Tyler Hall	CB	5-10	190	Sr.	3L	Hawthorne, Calif. (Junipero Serra)
3	Alijah Halliburton	SS	6-2	190	Sr.	3L	Aurora, Colo. (Overland)
47	Blake Harrington	CB	5-11	180	RFr.	RS	Prosper, Texas (Prosper)
93	DeVonne Harris	DE	6-4	220	Fr.	HS	Big Lake, Minn. (Big Lake)
79	Logan Harris	OG/C	6-3	304	Jr.	2L	Torrington, Wyo. (Torrington)
71	Carlos Harrison	OL	6-4	285	Fr.	HS	Carlsbad, Calif. (Carlsbad)
33	Josh Harshman	TE	6-3	240	RSr.	3L	Casper, Wyo. (Natrona County)
20D	Azizi Hearn	CB	6-1	193	So.	TR	Oceanside, Calif. (University of Arizona)
34D	Charles Hicks	LB	6-3	220	RFr.	RS	San Diego, Calif. (Lincoln)
87	Chance Hofer	WR	6-0	191	RFr.	RS	Green River, Wyo. (Green River)
21D	Jeremy Hollingsworth	RB	5-9	205	Fr.	HS	Longmont, Colo. (Skyline)
98	Ravontae Holt	DT	6-4	272	Jr.	2L	Sacramento, Calif. (Sheldon)
99	Jesse Hooper	LS	5-11	232	So.	1L	West Jordan, Utah (Summit Academy)
17	Raghib Ismail Jr.	WR	6-0	170	Sr.	1L	Irving, Texas (Cisco C.C., Texas)
86	Javaree Jackson	NT/DT	6-5	276	Jr.	2L	Wauwatosa, Wis. (Wauwatosa West)
4D	Devin Jennings	WR	6-2	175	Fr.	HS	Houston, Texas (Channelview)
44	Victor Jones	DT/DE	6-4	256	So.	1L	Sacramento, Calif. (Inderkum)
31	Tremayne King	CB	5-9	165	Fr.	HS	Fort Worth, Texas (Nolan Catholic)
29	Leevi Lafaele	DE	6-2	224	RFr.	RS	Sacramento, Calif. (Inderkum)
70	Tristen Lee	OT	6-7	240	RFr.	RS	Longmont, Colo. (Mead)
27D	Bryce Levinson	CB	6-0	190	RFr.	RS	Thornton, Colo. (Mountain Range)
49	Teagan Liufau	DE	6-3	232	RFr.	RS	Fort Collins, Colo. (Rocky Mountain)

**2019 University of Wyoming Cowboy Football
Alphabetical Roster (Continued)**

No.	Name	Pos.	Ht.	Wt.	Class	Ex.	Hometown (Last School)
50	Jack Lookabaugh	OL	6-5	292	Fr.	HS	Coppell, Texas (Coppell)
36D	Brennan Kutterer	LB	6-1	211	So.	1L	Dayton, Wyo. (Tongue River)
60	Marco Machado	C	6-4	312	RFr.	RS	Waco, Neb. (Nebraska Lutheran)
46	Cassh Maluia	LB	6-0	248	Sr.	3L	Compton, Calif. (Paramount)
82	Jackson Marcotte	TE	6-7	250	RFr.	RS	Mt. Carmel, Ill. (Mt. Carmel)
20	Ryan Marquez	QB	6-1	184	RFr.	RS	Arvada, Colo. (Pomona)
30D	Dawaiian McNeely	RB	6-2	206	Fr.	HS	Ceres, Calif. (Central Catholic)
35	Skyler Miller	FB	5-11	226	Jr.	SQ	Torrington, Wyo. (Torrington)
32	Jahmari Moore	TE/FB	6-2	236	Jr.	2L	Oak Park, Ill. (Oak Park-River Forest)
97	Mario Mora	DT	6-3	264	RFr.	RS	Covina, Calif. (Charter Oak)
48	Chad Muma	LB	6-3	220	So.	1L	Lone Tree, Colo. (Legend)
2	Cameron Murray	FS	6-1	170	RFr.	RS	Aurora, Colo. (Overland)
6D	Jordan Murray	CB	5-10	150	Fr.	HS	Riverside, Calif. (Murrieta Valley)
26D	Isaiah Neyor	WR	6-3	195	Fr.	HS	Fort Worth, Texas (Lamar)
13	John Okwoli	WR	6-2	210	Sr.	3L	Phoenix, Ariz. (North Canyon)
91	Jaylen Pate	DE	6-3	220	Fr.	HS	Chicago, Ill. (Lane Tech College Prep)
38	Ray Rabou	LB	6-2	210	RFr.	RS	Buffalo, Wyo. (Buffalo)
22	Caleb Roberson	CB	5-7	175	Fr.	HS	St. Louis, Mo. (Cardinal Ritter College Prep)
40	Cooper Rothe	K	5-11	178	Sr.	3L	Longmont, Colo. (Longmont)
55	Gavin Rush	OG	6-3	300	RJr.	2L	Phillips, Neb. (Aurora)
33D	Dalton Schroeder	S	5-10	180	Fr.	HS	Fort Collins, Colo. (Rocky Mountain)
68	Mason Schultz	OL	6-4	245	Fr.	HS	Aurora, Colo. (Grandview)
66	Connor Shopp	OL	6-6	250	Fr.	HS	Casper, Wyo. (Kelly Walsh)
26	Braden Smith	FS	5-10	184	Jr.	2L	Lakewood, Colo. (Lakewood)
7	Trey Smith	RB	6-0	218	Gr.	TR	Madison, Miss. (University of Louisville)
39	Justyn Stindt	WR	6-2	192	So.	SQ	Belleville, Kan. (Republic County)
62	Rudy Stofer	OT	6-6	297	So.	1L	Kearney, Neb. (Kearney)
54	Shae Suiaunoa	LB	6-3	200	Fr.	HS	Houston, Texas (Clear Lake)
36	Titus Swen	RB	5-11	190	Fr.	HS	Fort Worth, Texas (Eaton)
11	Nick Szpor	H/QB	6-3	205	Sr.	3L	Fresno, Calif. (Central)
19D	Jack Thiele	S	6-0	180	Fr.	HS	Arvada, Colo. (Pomona)
6	Xazavian Valladay	RB	6-0	196	So.	1L	Matteson, Ill. (Brother Rice)
18	Tyler Vander Waal	QB	6-4	214	So.	1L	Elk Grove, Calif. (Christian Brothers)
78	Alonzo Velazquez	OT	6-6	310	Jr.	2L	Janesville, Wis. (Parker)
45	Jaylon Watson	FB	6-0	241	Sr.	3L	Broken Bow, Okla. (Broken Bow)
65	Zach Watts	OG/OT	6-5	285	RFr.	RS	Windsor, Colo. (Windsor)
8D	Rome Weber	FS	5-11	186	RFr.	RS	San Bernardino, Calif. (Cajon)
84	Nate Weinman	TE	6-7	267	So.	1L	Creston, Ohio (Norwayne)
81	Treyton Welch	TE	6-3	207	Fr.	HS	Buffalo, Minn. (Buffalo)
41	Davon Wells-Ross	DE	6-5	212	So.	SQ	Omaha, Neb. (Omaha North)
11D	Wyatt Wieland	WR	6-1	191	RFr.	RS	Colorado Springs, Colo. (Pine Creek)
15	Levi Williams	QB	6-5	208	Fr.	HS	Canyon Lake, Texas (Smithson Valley)
14D	Miles Williams	SS	6-1	199	So.	1L	Oxnard, Calif. (Pacifica)
30	Logan Wilson	LB	6-2	250	Sr.	3L	Casper, Wyo. (Natrona County)
43	Ben Wisdorf	LB	6-1	221	Sr.	3L	Cheyenne, Wyo. (East)
27	Tim Zaleski	P	6-5	221	Jr.	2L	Oak Lawn, Ill. (St. Rita)

Experience Codes

- 1L One-Year Letterman
- 2L Two-Year Letterman
- 3L Three-Year Letterman
- HS High School Player the Previous Season
- JC Junior College Player the Previous Season
- RS Redshirted Previous Season
- SQ Squad Member Previous Season But Didn't Earn Letter
- TR Transfer From Another Four-Year School

2019 University of Wyoming Cowboy Football

Numerical Roster

No.	Name	Pos.	Ht.	Wt.	Class	Ex.	Hometown (Last School)
2	Cameron Murray	FS	6-1	170	RFr.	RS	Aurora, Colo. (Overland)
3	Alijah Halliburton	SS	6-2	190	Sr.	3L	Aurora, Colo. (Overland)
4D	Devin Jennings	WR	6-2	175	Fr.	HS	Houston, Texas (Channelview)
5	Esaias Gandy	SS	6-1	193	Jr.	2L	Aurora, Colo. (Denver South)
6	Xazavian Valladay	RB	6-0	196	So.	1L	Matteson, Ill. (Brother Rice)
6D	Jordan Murray	CB	5-10	150	Fr.	HS	Riverside, Calif. (Murrieta Valley)
7	Trey Smith	RB	6-0	218	Gr.	TR	Madison, Miss. (University of Louisville)
8	Dontae Crow	WR/P	5-9	178	Jr.	2L	Sheridan, Wyo. (Sheridan)
8D	Rome Weber	FS	5-11	186	RFr.	RS	San Bernardino, Calif. (Cajon)
9	Tyler Hall	CB	5-10	190	Sr.	3L	Hawthorne, Calif. (Junipero Serra)
9D	Alex Brown	WR	6-4	190	Fr.	HS	Spring, Texas (Klein Collins)
11	Nick Szpor	H/QB	6-3	205	Sr.	3L	Fresno, Calif. (Central)
11D	Wyatt Wieland	WR	6-1	191	RFr.	RS	Colorado Springs, Colo. (Pine Creek)
12	Sean Chambers	QB	6-3	218	RFr.	RS	Kerman, Calif. (Kerman)
12D	Keonte Glinton	S	6-0	175	Fr.	HS	Bakersfield, Calif. (Bakersfield Christian)
13	John Okwoli	WR	6-2	210	Sr.	3L	Phoenix, Ariz. (North Canyon)
13D	Jerome Cooper	S	6-0	165	Fr.	HS	Los Angeles, Calif. (Locke)
14	Miles Williams	SS	6-1	199	So.	1L	Oxnard, Calif. (Pacifica)
15	Levi Williams	QB	6-5	208	Fr.	HS	Canyon Lake, Texas (Smithson Valley)
16	Gunner Gentry	WR	6-3	208	So.	1L	Aurora, Colo. (Grandview)
17	Raghib Ismail Jr.	WR	6-0	170	Sr.	1L	Irving, Texas (Cisco C.C., Texas)
18	Tyler Vander Waal	QB	6-4	214	So.	1L	Elk Grove, Calif. (Christian Brothers)
18D	Keyon Blankenbaker	N/LB	5-10	175	So.	1L	Oak Park, Ill. (Oak Park-River Forest)
19	Ayden Eberhardt	WR	6-2	195	Jr.	2L	Loveland, Colo. (Loveland)
19D	Jack Thiele	S	6-0	180	Fr.	HS	Arvada, Colo. (Pomona)
20	Ryan Marquez	QB	6-1	184	RFr.	RS	Arvada, Colo. (Pomona)
20D	Azizi Hearn	CB	6-1	193	So.	TR	Oceanside, Calif. (University of Arizona)
21	C.J. Coldon	CB	6-1	183	So.	1L	Belleville, Ill. (Althoff Catholic)
21D	Jeremy Hollingsworth	RB	5-9	205	Fr.	HS	Longmont, Colo. (Skyline)
22	Caleb Roberson	CB	5-7	175	Fr.	HS	St. Louis, Mo. (Cardinal Ritter College Prep)
23	Alphonzo Andrews Jr.	RB	5-10	185	Fr.	HS	St. Louis, Mo. (Trinity Catholic)
24	Brett Brenton	RB	5-10	195	RFr.	RS	Casper, Wyo. (Natrona County)
25	Austin Conway	WR	5-10	183	Sr.	3L	Aurora, Colo. (Overland)
25D	Isaiah Abdullah	LB	6-3	190	Fr.	HS	Los Angeles, Calif. (Wilson)
26	Braden Smith	FS	5-10	184	Jr.	2L	Lakewood, Colo. (Lakewood)
26D	Isaiah Neyor	WR	6-3	195	Fr.	HS	Fort Worth, Texas (Lamar)
27	Tim Zaleski	P	6-5	221	Jr.	2L	Oak Lawn, Ill. (St. Rita)
27D	Bryce Levinson	CB	6-0	190	RFr.	RS	Thornton, Colo. (Mountain Range)
28	Austin Clemetson	RB	5-9	185	RFr.	RS	Gillette, Wyo. (Campbell County & Thunder Basin)
28D	Easton Gibbs	LB	6-2	200	Fr.	HS	Temecula, Calif. (Temecula Valley)
29	Leevi Lafaele	DE	6-2	224	RFr.	RS	Sacramento, Calif. (Inderkum)
30	Logan Wilson	LB	6-2	250	Sr.	3L	Casper, Wyo. (Natrona County)
30D	Dawaiian McNeely	RB	6-2	206	Fr.	HS	Ceres, Calif. (Central Catholic)
31	Tremayne King	CB	5-9	165	Fr.	HS	Fort Worth, Texas (Nolan Catholic)
32	Jahmari Moore	TE/FB	6-2	236	Jr.	2L	Oak Park, Ill. (Oak Park-River Forest)
33	Josh Harshman	TE	6-3	240	RSr.	3L	Casper, Wyo. (Natrona County)
33D	Dalton Schroeder	S	5-10	180	Fr.	HS	Fort Collins, Colo. (Rocky Mountain)
34	Jeff Burroughs	RB/FB	6-1	233	Jr.	1L	Yoder, Wyo. (Southeast)
34D	Charles Hicks	LB	6-3	220	RFr.	RS	San Diego, Calif. (Lincoln)
35	Skylar Miller	FB	5-11	226	Jr.	SQ	Torrington, Wyo. (Torrington)
36	Titus Swen	RB	5-11	190	Fr.	HS	Fort Worth, Texas (Eaton)
36D	Brennan Kutterer	LB	6-1	211	So.	1L	Dayton, Wyo. (Tongue River)
37	Tristan Dietz	FB	5-11	205	RFr.	RS	Parker, Colo. (Chaparral)
38	Ray Rabou	LB	6-2	210	RFr.	RS	Buffalo, Wyo. (Buffalo)
39	Justyn Stindt	WR	6-2	192	So.	SQ	Belleville, Kan. (Republic County)
40	Cooper Rothe	K	5-11	178	Sr.	3L	Longmont, Colo. (Longmont)
40D	Taylor Dodd	FS	6-2	201	So.	SQ	Laramie, Wyo. (Laramie)
41	Davon Wells-Ross	DE	6-5	212	So.	SQ	Omaha, Neb. (Omaha North)
41D	Ryan Galovich	K/P	6-0	192	Sr.	1L	Corvallis, Ore. (Crescent Valley)
42	Luke Glassock	K/P	5-10	170	Fr.	HS	Buffalo, Wyo. (Buffalo)
43	Ben Wisdorf	LB	6-1	221	Sr.	3L	Cheyenne, Wyo. (East)
44	Victor Jones	DT/DE	6-4	256	So.	1L	Sacramento, Calif. (Inderkum)
45	Jaylon Watson	FB	6-0	241	Sr.	3L	Broken Bow, Okla. (Broken Bow)
46	Cassh Maluia	LB	6-0	248	Sr.	3L	Compton, Calif. (Paramount)

**2019 University of Wyoming Cowboy Football
Numerical Roster (Continued)**

No.	Name	Pos.	Ht.	Wt.	Class	Ex.	Hometown (Last School)
47	Blake Harrington	CB	5-11	180	RFr.	RS	Prosper, Texas (Prosper)
48	Chad Muma	LB	6-3	220	So.	1L	Lone Tree, Colo. (Legend)
49	Teagan Liufau	DE	6-3	232	RFr.	RS	Fort Collins, Colo. (Rocky Mountain)
50	Jack Lookabaugh	OL	6-5	292	Fr.	HS	Coppell, Texas (Coppell)
51	Solomon Byrd	DE	6-4	243	RFr.	RS	Palmdale, Calif. (William J.P. Knight)
52	Jack Boyer	DE	6-4	207	RFr.	RS	Arvada, Colo. (Arvada West)
53	Josiah Hall	DE	6-1	236	Sr.	3L	Colorado Springs, Colo. (Falcon)
54	Shae Suaiaunoa	LB	6-3	200	Fr.	HS	Houston, Texas (Clear Lake)
55	Gavin Rush	OG	6-3	300	RJr.	2L	Phillips, Neb. (Aurora)
55D	Claude Cole	DT	6-4	276	RFr.	RS	Palo Alto, Calif. (Bellarmine Prep)
57	Patrick Arnold	OG/C	6-3	296	So.	1L	Omaha, Neb. (Gretna)
58	Latrell Bible	OL	6-4	262	Fr.	HS	Minneapolis, Minn. (Washburn)
60	Marco Machado	C	6-4	312	RFr.	RS	Waco, Neb. (Nebraska Lutheran)
62	Rudy Stofer	OT	6-6	297	So.	1L	Kearney, Neb. (Kearney)
63	Jason Davis	OL	6-3	336	So.	SQ	Hershey, Neb. (Hershey)
65	Zach Watts	OG/OT	6-5	285	RFr.	RS	Windsor, Colo. (Windsor)
66	Connor Shopp	OL	6-6	250	Fr.	HS	Casper, Wyo. (Kelly Walsh)
68	Mason Schultz	OL	6-4	245	Fr.	HS	Aurora, Colo. (Grandview)
69	Eric Abojei	OG	6-5	354	So.	1L	New Hope, Minn. (Robbinsdale Cooper)
70	Tristen Lee	OT	6-7	240	RFr.	RS	Longmont, Colo. (Mead)
71	Carlos Harrison	OL	6-4	285	Fr.	HS	Carlsbad, Calif. (Carlsbad)
73	Keegan Cryder	C/OG	6-4	297	So.	1L	Littleton, Colo. (Dakota Ridge)
74	Blayne Baker	OG	6-5	305	RFr.	RS	Sheridan, Wyo. (Sheridan)
75	Frank Crum	OT	6-7	300	RFr.	RS	Laramie, Wyo. (Laramie)
76	Justis Borton	NT	6-2	282	Jr.	SQ	Wheatland, Wyo. (Wheatland)
77	Gavin Dunayski	OT	6-6	261	So.	SQ	Puyallup, Wash. (Puyallup)
78	Alonzo Velazquez	OT	6-6	310	Jr.	2L	Janesville, Wis. (Parker)
79	Logan Harris	OG/C	6-3	304	Jr.	2L	Torrington, Wyo. (Torrington)
80	Parker Christensen	TE	6-2	210	Fr.	HS	Sheridan, Wyo. (Sheridan)
81	Treyton Welch	TE	6-3	207	Fr.	HS	Buffalo, Minn. (Buffalo)
82	Jackson Marcotte	TE	6-7	250	RFr.	RS	Mt. Carmel, Ill. (Mt. Carmel)
83	Vance Brazile	TE	6-4	225	Fr.	HS	Parker, Colo. (Cherry Creek)
84	Nate Weinman	TE	6-7	267	So.	1L	Creston, Ohio (Norwayne)
85	Maeson Gallegos	WR	6-2	165	RFr.	RS	Casper, Wyo. (Natrona County)
86	Javaree Jackson	NT/DT	6-5	276	Jr.	2L	Wauwatosa, Wis. (Wauwatosa West)
87	Chance Hofer	WR	6-0	191	RFr.	RS	Green River, Wyo. (Green River)
87D	Akili Bonner	DT	6-4	220	Fr.	HS	Carmichael, Calif. (Jesuit)
88	Garrett Crall	DE	6-5	242	Jr.	2L	Hicksville, Ohio (Hicksville)
91	Jaylen Pate	DE	6-3	220	Fr.	HS	Chicago, Ill. (Lane Tech College Prep)
92	Alonzo Hall	DT	6-5	230	Fr.	HS	Reseda, Calif. (Reseda)
93	DeVonne Harris	DE	6-4	220	Fr.	HS	Big Lake, Minn. (Big Lake)
94	Cole Godbout	DT	6-4	262	RFr.	RS	Hudson, Wis. (Hudson)
96	Jordan Bertagnole	DE	6-4	220	Fr.	HS	Casper, Wyo. (Natrona County)
97	Mario Mora	DT	6-3	264	RFr.	RS	Covina, Calif. (Charter Oak)
98	Ravontae Holt	DT	6-4	272	Jr.	2L	Sacramento, Calif. (Sheldon)
99	Jesse Hooper	LS	5-11	232	So.	1L	West Jordan, Utah (Summit Academy)

2019 University of Wyoming Cowboy Football

Pronunciation Guide

Player	Pronunciation	Player	Pronunciation
Eric Abojei	uh-BO-jay	Mario Mora	MORE-uh
Keyon Blankenbaker	KEE-on	Chad Muma	MOO-muh
Keegan Cryder	KEE-gun, CRY-dur	John Okwoli	awk-WALL-ee
Gavin Dunayski	dunn-ASK-ee	Caleb Roberson	(ROBB-ur-son, not ROBE)
Esaias Gandy	ee-ZAY-us	Cooper Rothe	ROTH
Keonte Ginton	kee-ON-tay	Rudy Stofer	STO-fur (Long "O")
Ravontae Holt	ruh-VON-tay	Shae Suaiaunoa	su-EE-ow-noah
Javaree Jackson	juh-VAR-ee	Nick Szpor	SPORE (Rhymes with More, silent Z)
Leevi Lafaele	lah-fah-EL-ee	Xazavian Valladay	x-ZAVE-ee-un
Cash Maluia	CASH, mall-uh-WEE-uh	Tyler Vander Waal	VAN-dur, wall
Jackson Marcotte	MAR-cott	Nate Weinman	WINE-mun
Ryan Marquez	MAR-cus	Davon Wells-Ross	DAVE-on (Long "A")
Dawaiian McNeely	duh-WHY-un (Rhymes with Hawaiian)	Wyatt Wieland	WEE-lund
Jahmari Moore	juh-MAR-ee	Tim Zaleski	zuh-LESS-kee

2019 Position-by-Position Analysis

Backfield (15)

Quarterbacks		Ht.	Wt.	Cl.
12	Sean Chambers	6-3	218	RFr.
20	Ryan Marquez	6-1	184	RFr.
18	Tyler Vander Waal	6-4	214	So.
15	Levi Williams	6-5	208	Fr.
Running Backs		Ht.	Wt.	Cl.
23	Alphonzo Andrews Jr.	5-10	185	Fr.
24	Brett Brenton	5-10	195	RFr.
34	Jeff Burroughs	6-1	233	Jr.
28	Austin Clemetson	5-9	185	RFr.
30D	Dawaiian McNeely	6-2	206	Fr.
2	Trey Smith	6-0	218	Gr.
34D	Titus Swen	5-11	190	Fr.
6	Xazavian Valladay	6-0	196	So.
Fullbacks		Ht.	Wt.	Cl.
37	Tristan Dietz	5-11	205	RFr.
35	Skyler Miller	5-11	226	Jr.
45	Jaylon Watson	6-0	241	Sr.

Receivers (19)

Wide Receivers		Ht.	Wt.	Cl.
9D	Alex Brown	6-4	190	Fr.
25	Austin Conway	5-10	183	Sr.
8	Dontae Crow	5-9	178	Jr.
19	Ayden Eberhardt	6-2	195	Jr.
85	Maeson Gallegos	6-2	165	RFr.
16	Gunner Gentry	6-3	208	So.
87	Chance Hofer	6-0	191	RFr.
17	Raghib Ismail Jr.	6-0	170	Sr.
4D	Devin Jennings	6-2	175	Fr.
26D	Isaiah Neyor	6-3	195	Fr.
13	John Okwoli	6-2	210	Sr.
39	Justyn Stindt	6-2	192	So.
11D	Wyatt Wieland	6-1	191	RFr.
Tight Ends		Ht.	Wt.	Cl.
80	Parker Christensen	6-2	210	Fr.
33	Josh Harshman	6-3	240	RSr.
82	Jackson Marcotte	6-7	250	RFr.
32	Jahmari Moore	6-2	236	Jr.
84	Nate Weinman	6-7	267	So.
81	Treyton Welch	6-3	207	Fr.

Offensive Linemen (17)

Centers		Ht.	Wt.	Cl.
73	Keegan Cryder	6-4	297	So.
60	Marco Machado	6-4	312	RFr.
Guards		Ht.	Wt.	Cl.
69	Eric Abojei	6-5	354	So.
57	Patrick Arnold	6-3	296	So.
74	Blayne Baker	6-5	305	RFr.
79	Logan Harris	6-3	304	Jr.
55	Gavin Rush	6-3	300	RJr.
65	Zach Watts	6-5	285	RFr.
Tackles		Ht.	Wt.	Cl.
75	Frank Crum	6-7	300	RFr.
77	Gavin Dunayski	6-6	261	So.
70	Tristen Lee	6-7	240	RFr.
62	Rudy Stofer	6-6	297	So.
78	Alonzo Velasquez	6-6	310	Jr.
Offensive Linemen		Ht.	Wt.	Cl.
58	Latrell Bible	6-4	262	Fr.
63	Jason Davis	6-3	336	So.
71	Carlos Harrison	6-4	285	Fr.
50	Jack Lookabaugh	6-5	292	Fr.

Secondary (17)

Cornerbacks		Ht.	Wt.	Cl.
21	C.J. Coldon	6-1	183	So.
9	Tyler Hall	5-10	190	Sr.
47	Blake Harrington	5-11	180	RFr.
27D	Bryce Levinson	6-0	190	RFr.
6	Jordan Murry	5-10	150	Fr.
22	Caleb Roberson	5-7	175	Fr.
Free Safeties		Ht.	Wt.	Cl.
40D	Taylor Dodd	6-2	201	So.
2D	Cameron Murray	6-1	170	RFr.
26	Braden Smith	5-10	184	Jr.
8D	Rome Weber	5-11	186	RFr.
Strong Safeties		Ht.	Wt.	Cl.
5	Esaias Gandy	6-1	193	Jr.
3	Alijah Halliburton	6-2	190	Sr.
14	Miles Williams	6-1	199	So.
Safeties		Ht.	Wt.	Cl.
13D	Jerome Cooper	6-0	165	Fr.
32D	Keonte Ginton	6-0	175	Fr.

Linebackers (10)

Nickels/SAM Linebackers		Ht.	Wt.	Cl.
18D	Keyon Blankenbaker	5-10	175	So.
WILL Linebackers		Ht.	Wt.	Cl.
46	Cassh Maluia	6-0	248	Sr.
43	Ben Wisdorf	6-1	221	Sr.
MIKE Linebackers		Ht.	Wt.	Cl.
48	Chad Muma	6-3	220	So.
30	Logan Wilson	6-2	250	Sr.
Linebackers		Ht.	Wt.	Cl.
45D	Isaiah Abdullah	6-3	190	Fr.
28D	Easton Gibbs	6-2	200	Fr.
34D	Charles Hicks	6-3	220	RFr.
38	Ray Rabou	6-2	210	RFr.
59	Shae Suaunoa	6-3	200	Fr.

Defensive Linemen (17)

Nose Tackles		Ht.	Wt.	Cl.
76	Justis Borton	6-2	282	Jr.
86	Javaree Jackson	6-5	276	Jr.
Defensive Tackles		Ht.	Wt.	Cl.
55D	Claude Cole	6-4	276	RFr.
94	Cole Godbout	6-4	262	RFr.
89	Alonzo Hall	6-5	230	Fr.
98	Ravontae Holt	6-4	272	Jr.
44	Victor Jones	6-4	256	So.
97	Mario Mora	6-3	264	RFr.
Defensive Ends		Ht.	Wt.	Cl.
52	Jack Boyer	6-4	207	RFr.
51	Solomon Byrd	6-4	243	RFr.
88	Garrett Crall	6-5	242	Jr.
53	Josiah Hall	6-1	236	Sr.
93	DeVonne Harris	6-4	220	Fr.
29	Leevi Lafaele	6-2	224	RFr.
49	Teagan Liufau	6-3	232	RFr.
91	Jaylen Pate	6-3	220	Fr.
41	Davon Wells-Ross	6-5	212	So.

Special Teams (5)

Place-kickers		Ht.	Wt.	Cl.
41D	Ryan Galovich	6-0	192	Sr.
40	Cooper Rothe	5-11	178	Sr.
Punters		Ht.	Wt.	Cl.
27	Tim Zaleski	6-5	221	Jr.
Holders		Ht.	Wt.	Cl.
11	Nick Szpor	6-3	205	Sr.
Long Snappers		Ht.	Wt.	Cl.
99	Jesse Hooper	5-11	232	So.

Starters Returning (13)
(5 offense, 6 defense, 2 special teams)

Offensive Starters Returning (5)

No.	Name	Pos.	Ht.	Wt.	Cl.	Ex.	Hometown (Last School)
25	Austin Conway	WR	5-10	183	Sr.	3L	Aurora, Colo. (Overland)
73	Keegan Cryder	C/OG	6-4	297	So.	1L	Littleton, Colo. (Dakota Ridge)
12	Sean Chambers	QB	6-3	218	RFr.	RS	Kerman, Calif. (Kerman) AND
18	Tyler Vander Waal	QB	6-4	214	So.	1L	Elk Grove, Calif. (Christian Brothers)
69	Eric Abojei	OG	6-5	354	So.	1L	New Hope, Minn. (Robbinsdale Cooper) AND
65	Zach Watts	OG	6-5	285	RFr.	RS	Windsor, Colo. (Windsor)*
62	Rudy Stofer	OT	6-6	297	So.	1L	Kearney, Neb. (Kearney) AND
78	Alonzo Velazquez	OT	6-6	310	Jr.	2L	Janesville, Wis. (Parker)

Defensive Starters Returning (6)

No.	Name	Pos.	Ht.	Wt.	Cl.	Ex.	Hometown (Last School)
88	Garrett Crall	DE	6-5	242	Jr.	2L	Hicksville, Ohio (Hicksville)
9	Tyler Hall	N/LB	5-10	190	Sr.	3L	Hawthorne, Calif. (Junipero Serra)
3	Alijah Halliburton	S	6-2	190	Sr.	3L	Aurora, Colo. (Overland)
46	Cassh Maluia	LB	6-0	248	Sr.	3L	Compton, Calif. (Paramount)
30	Logan Wilson	LB	6-2	250	Sr.	3L	Casper, Wyo. (Natrona County)

Special Teams Starters Returning (2)

No.	Name	Pos.	Ht.	Wt.	Cl.	Ex.	Hometown (Last School)
40	Cooper Rothe	K	5-11	178	Sr.	3L	Longmont, Colo. (Longmont)
8	Dontae Crow	P	5-9	178	Jr.	2L	Sheridan, Wyo. (Sheridan) AND
27	Tim Zaleski	P	6-5	221	Jr.	2L	Oak Lawn, Ill. (St. Rita)

Starters Lost (11)
(6 Offense, 5 Defense, 0 Special Teams)

Offensive Starters Lost (6)

No.	Name	Pos.	Ht.	Wt.	Cl.	Ex.	Hometown (Last School)
22	Nico Evans	RB	5-9	211	Sr.	4L	Los Angeles, Calif. (Loyola)
81	Austin Fort	TE	6-4	244	Sr.	3L	Gillette, Wyo. (Chabot CC, Calif.)
61	Kaden Jackson	OG	6-2	303	Sr.	4L	Kingfisher, Okla. (Kingfisher)
85	Tyree Mayfield	TE	6-3	241	Sr.	4L	St. Joseph, Mo. (Central)
80	James Price	WR	6-2	212	Sr.	4L	Camas, Wash. (Camas)
72	Zach Wallace	OT	6-7	321	Sr.	4L	Lake Zurich, Ill. (Lake Zurich)

Defensive Starters Lost (5)

No.	Name	Pos.	Ht.	Wt.	Cl.	Ex.	Hometown (Last School)
6	Marcus Epps	FS	6-0	197	Sr.	4L	Los Angeles, Calif. (Edison)
93	Youhanna Ghaifan	DT	6-4	282	Jr.	2L	Grand Island, Neb. (Central Catholic)
91	Carl Granderson	DE	6-5	261	Sr.	4L	Sacramento, Calif. (Grant)
96	Sidney Malauulu	NT	6-3	293	Sr.	4L	Seoul, South Korea (Buena H.S., Ariz.)
28	Andrew Wingard	SS	6-0	214	Sr.	4L	Arvada, Colo. (Ralston Valley)

Special Teams Starters Lost (0)

No.	Name	Pos.	Ht.	Wt.	Cl.	Ex.	Hometown (Last School)
None							

All positions listed are the positions started in 2018.

*Zach Watts will miss the 2019 season due to injury.

Lettermen Returning (43)
(20 Offense, 18 Defense, 5 Special Teams)

Offensive Lettermen Returning (20)

No.	Name	Pos.	Ht.	Wt.	Cl.	Ex.	Hometown (Last School)
69	Eric Abojei	OG	6-5	354	So.	1L	New Hope, Minn. (Robbinsdale Cooper)
57	Patrick Arnold	OG/C	6-3	296	So.	1L	Omaha, Neb. (Gretna)
34	Jeff Burroughs	RB/FB	6-1	233	Jr.	1L	Yoder, Wyo. (Southeast)
25	Austin Conway	WR	5-10	183	Sr.	3L	Aurora, Colo. (Overland)
8	Dontae Crow	WR/P	5-9	178	Jr.	2L	Sheridan, Wyo. (Sheridan)
73	Keegan Cryder	C/OG	6-4	297	So.	1L	Littleton, Colo. (Dakota Ridge)
19	Ayden Eberhardt	WR	6-2	195	Jr.	2L	Loveland, Colo. (Loveland)
16	Gunner Gentry	WR	6-3	208	So.	1L	Aurora, Colo. (Grandview)
79	Logan Harris	OG/C	6-3	304	Jr.	2L	Torrington, Wyo. (Torrington)
33	Josh Harshman	TE	6-3	240	RSr.	3L	Casper, Wyo. (Natrona County)
17	Raghib Ismail Jr.	WR	6-0	170	Sr.	1L	Irving, Texas (Cisco C.C., Texas)
32	Jahmari Moore	TE/FB	6-2	236	Jr.	2L	Oak Park, Ill. (Oak Park-River Forest)
13	John Okwoli	WR	6-2	210	Sr.	3L	Phoenix, Ariz. (North Canyon)
55	Gavin Rush	OG	6-3	300	RJr.	2L	Phillips, Neb. (Aurora)*
62	Rudy Stofer	OT	6-6	297	So.	1L	Kearney, Neb. (Kearney)
6	Xazavian Valladay	RB	6-0	196	So.	1L	Matteson, Ill. (Brother Rice)
18	Tyler Vander Waal	QB	6-4	214	So.	1L	Elk Grove, Calif. (Christian Brothers)
78	Alonzo Velasquez	OT	6-6	310	Jr.	2L	Janesville, Wis. (Parker)
45	Jaylon Watson	FB	6-0	241	Sr.	3L	Broken Bow, Okla. (Broken Bow)
84	Nate Weinman	TE	6-7	267	So.	1L	Creston, Ohio (Norwayne)

Defensive Lettermen Returning (17)

No.	Name	Pos.	Ht.	Wt.	Cl.	Ex.	Hometown (Last School)
18D	Keyon Blankenbaker	N/LB	5-10	175	So.	1L	Oak Park, Ill. (Oak Park-River Forest)
21	C.J. Coldon	CB	6-1	183	So.	1L	Belleville, Ill. (Althoff Catholic)
88	Garrett Crall	DE	6-5	242	Jr.	2L	Hicksville, Ohio (Hicksville)
5	Esaias Gandy	SS	6-1	193	Jr.	2L	Aurora, Colo. (Denver South)
53	Josiah Hall	DE	6-1	236	Sr.	3L	Colorado Springs, Colo. (Falcon)
9	Tyler Hall	N/LB	5-10	190	Sr.	3L	Hawthorne, Calif. (Junipero Serra)
3	Alijah Halliburton	SS	6-2	190	Sr.	3L	Aurora, Colo. (Overland)
98	Ravontae Holt	DT	6-4	272	Jr.	2L	Sacramento, Calif. (Sheldon)
86	Javaree Jackson	NT/DT	6-5	276	Jr.	2L	Wauwatosa, Wis. (Wauwatosa West)
44	Victor Jones	DT/DE	6-4	256	So.	1L	Sacramento, Calif. (Inderkum)
36D	Brennan Kutterer	LB	6-1	211	So.	1L	Dayton, Wyo. (Tongue River)
46	Cassh Maluia	LB	6-0	248	Sr.	3L	Compton, Calif. (Paramount)
48	Chad Muma	LB	6-3	220	So.	1L	Lone Tree, Colo. (Legend)
26	Braden Smith	FS	5-10	184	Jr.	2L	Lakewood, Colo. (Lakewood)
14D	Miles Williams	SS	6-1	199	So.	1L	Oxnard, Calif. (Pacifica)
30	Logan Wilson	LB	6-2	250	Sr.	3L	Casper, Wyo. (Natrona County)
43	Ben Wisdorf	LB	6-1	221	Sr.	3L	Cheyenne, Wyo. (East)

Special Teams Lettermen Returning (5)

No.	Name	Pos.	Ht.	Wt.	Cl.	Ex.	Hometown (Last School)
41D	Ryan Galovich	K/P	6-0	192	Sr.	1L	Corvallis, Ore. (Crescent Valley)
99	Jesse Hooper	LS	5-11	232	So.	1L	Draper, Utah (Summit Academy)
40	Cooper Rothe	K	5-11	178	Sr.	3L	Longmont, Colo. (Longmont)
11	Nick Szpor	H/QB	6-3	205	Sr.	3L	Fresno, Calif. (Central)
27	Tim Zaleski	P	6-5	221	Jr.	2L	Oak Lawn, Ill. (St. Rita)

All positions listed are 2019 projected positions.

*Gavin Rush will miss the 2019 season due to injury.

Lettermen Lost (25)

(13 offense, 12 defense, 0 special teams)

Offensive Lettermen Lost (13)

No.	Name	Pos.	Ht.	Wt.	Cl.	Ex.	Hometown (Last School)
20	Jevon Bigelow	RB	6-2	215	So.	1L	Fresno, Calif. (Central)
22	Nico Evans	RB	5-9	211	Sr.	4L	Los Angeles, Calif. (Loyola)
81	Austin Fort	TE	6-4	244	Sr.	3L	Gillette, Wyo. (Chabot CC, Calif.)
61	Kaden Jackson	OG	6-2	303	Sr.	4L	Kingfisher, Okla. (Kingfisher)
14	C.J. Johnson	WR	6-2	209	Jr.	2L	Bellevue, Neb. (Bellevue West)
47	Austin Lopez	FB	6-3	234	Jr.	2L	Colorado Springs, Colo. (Palmer)
85	Tyree Mayfield	TE	6-3	241	Sr.	4L	St. Joseph, Mo. (Central)
80	James Price	WR	6-2	212	Sr.	4L	Camas, Wash. (Camas)
77	Pahl Schwab	OT	6-5	308	Jr.	2L	Afton, Wyo. (Star Valley)
2	Jared Scott	WR	6-6	225	So.	2L	Oak Park, Ill. (Oak Park-River Forest)
15	Nick Smith	QB	6-4	235	Sr.	4L	Merritt Island, Fla. (Merritt Island)
64	Zach Thatcher	OG	6-5	288	So.	1L	Pueblo, Colo. (Centennial)
72	Zach Wallace	OT	6-7	321	Sr.	4L	Lake Zurich, Ill. (Lake Zurich)

Defensive Lettermen Lost (12)

No.	Name	Pos.	Ht.	Wt.	Cl.	Ex.	Hometown (Last School)
87	Conner Cain	NT	6-4	270	Sr.	4L	Littleton, Colo. (Heritage)
12D	Ja'Lani Ellison	CB	6-0	171	So.	1L	Reseda, Calif. (Reseda)
6	Marcus Epps	FS	6-0	197	Sr.	4L	Los Angeles, Calif. (Edison)
50	Ryan Gatoloai-Faupula	LB	6-1	216	So.	2L	Sacramento, Calif. (Inderkum)
93	Youhanna Ghaifan	DT	6-4	282	Jr.	2L	Grand Island, Neb. (Central Catholic)
91	Carl Granderson	DE	6-5	261	Sr.	4L	Sacramento, Calif. (Grant)
96	Sidney Malauulu	NT	6-3	293	Sr.	4L	Seoul, South Korea (Buena H.S., Ariz.)
45	Adam Pilapil	LB	6-1	220	Sr.	4L	Torrance, Calif. (Loyola)
7	Chavez Pownell Jr.	N/LB	5-11	187	Sr.	4L	Tampa, Fla. (Jefferson)
42	Kevin Prosser	DE	6-2	227	Sr.	4L	Aurora, Colo. (Overland)
22D	Sidney Washington Jr.	CB	5-9	170	So.	1L	Fresno, Calif. (Bullard)
28	Andrew Wingard	SS	6-0	214	Sr.	4L	Arvada, Colo. (Ralston Valley)

Special Teams Lettermen Lost (0)

No.	Name	Pos.	Ht.	Wt.	Cl.	Ex.	Hometown (Last School)
-----	------	------	-----	-----	-----	-----	------------------------

All positions listed are the positions last played in a game in 2018 by each individual.

Other Returning Players (34)
(18 offense, 16 defense, 0 special teams)

Redshirts and Squadmen Returning on Offense (18)

No.	Name	Pos.	Ht.	Wt.	Cl.	Ex.	Hometown (Last School)
74	Blayne Baker	OG	6-5	305	RFr.	RS	Sheridan, Wyo. (Sheridan)
24	Brett Brenton	RB	5-10	195	RFr.	RS	Casper, Wyo. (Natrona County)
12	Sean Chambers	QB	6-3	218	RFr.	RS	Kerman, Calif. (Kerman)
28	Austin Clemetson	RB	5-9	185	RFr.	RS	Gillette, Wyo. (Thunder Basin)
75	Frank Crum	OT	6-7	300	RFr.	RS	Laramie, Wyo. (Laramie)
63	Jason Davis	OL	6-3	336	So.	SQ	Hershey, Neb. (Hershey)
37	Tristan Dietz	FB	5-11	205	RFr.	RS	Parker, Colo. (Chaparral)
77	Gavin Dunayski	OT	6-6	261	So.	SQ	Puyallup, Wash. (Puyallup)
85	Maeson Gallegos	WR	6-2	165	RFr.	RS	Casper, Wyo. (Natrona County)
87	Chance Hofer	WR	6-0	191	RFr.	RS	Green River, Wyo. (Green River)
70	Tristen Lee	OT	6-7	240	RFr.	RS	Longmont, Colo. (Mead)
60	Marco Machado	C	6-4	312	RFr.	RS	Waco, Neb. (Nebraska Lutheran)
82	Jackson Marcotte	TE	6-7	250	RFr.	RS	Mt. Carmel, Ill. (Mt. Carmel)
20	Ryan Marquez	QB	6-1	184	RFr.	RS	Arvada, Colo. (Pomona)
35	Skyler Miller	FB	5-11	226	Jr.	SQ	Torrington, Wyo. (Torrington)
39	Justyn Stindt	WR	6-2	192	So.	SQ	Belleville, Kan. (Republic County)
65	Zach Watts	OG/OT	6-5	285	RFr.	RS	Windsor, Colo. (Windsor)
11D	Wyatt Wieland	WR	6-1	191	RFr.	RS	Colorado Springs, Colo. (Pine Creek)

Redshirts and Squadmen Returning on Defense (16)

No.	Name	Pos.	Ht.	Wt.	Cl.	Ex.	Hometown (Last School)
76	Justis Borton	NT	6-2	282	Jr.	SQ	Wheatland, Wyo. (Wheatland)
52	Jack Boyer	DE	6-4	207	RFr.	RS	Arvada, Colo. (Arvada West)
51	Solomon Byrd	DE	6-4	243	RFr.	RS	Palmdale, Calif. (William J.P. Knight)
55D	Claude Cole	DT	6-4	276	RFr.	RS	Palo Alto, Calif. (Bellarmine Prep)
40D	Taylor Dodd	FS	6-2	201	So.	SQ	Laramie, Wyo. (Laramie)
94	Cole Godbout	DT	6-4	262	RFr.	RS	Hudson, Wis. (Hudson)
47	Blake Harrington	CB	5-11	180	RFr.	RS	Prosper, Texas (Prosper)
34D	Charles Hicks	LB	6-3	220	RFr.	RS	San Diego, Calif. (Lincoln)
29	Leevi Lafaele	DE	6-2	224	RFr.	RS	Sacramento, Calif. (Inderkum)
27D	Bryce Levinson	CB	6-0	190	RFr.	RS	Thornton, Colo. (Mountain Range)
49	Teagan Liufau	DE	6-3	232	RFr.	RS	Fort Collins, Colo. (Rocky Mountain)
97	Mario Mora	DT	6-3	264	RFr.	RS	Covina, Calif. (Charter Oak)
2D	Cameron Murray	FS	6-1	170	RFr.	RS	Aurora, Colo. (Overland)
38	Ray Rabou	LB	6-2	210	RFr.	RS	Buffalo, Wyo. (Buffalo)
8D	Rome Weber	FS	5-11	186	RFr.	RS	San Bernardino, Calif. (Cajon)
41	Davon Wells-Ross	DE	6-5	212	So.	SQ	Omaha, Neb. (Omaha North)

Redshirts and Squadmen Returning on Special Teams (0)

No.	Name	Pos.	Ht.	Wt.	Cl.	Ex.	Hometown (Last School)
-----	------	------	-----	-----	-----	-----	------------------------

All positions listed are 2019 projected positions.

2019 University of Wyoming Football Signing Class

Transfers (1)

No.	Name	Pos.	Ht.	Wt.	Cl.	Ex.	Hometown (Last School)
7	Trey Smith	RB	6-0	218	Gr.	TR	Madison, Miss. (University of Louisville)

High-School Signees (23)

No.	Name	Pos.	Ht.	Wt.	Cl.	Ex.	Hometown (Last School)
45D	Isaiah Abdullah	LB	6-3	190	Fr.	HS	Los Angeles, Calif. (Wilson)
23	Alphonzo Andrews Jr.	RB	5-10	185	Fr.	HS	St. Louis, Mo. (Trinity Catholic)
58	Latrell Bible	OL	6-4	262	Fr.	HS	Minneapolis, Minn. (Washburn)
9D	Alex Brown	WR	6-4	190	Fr.	HS	Spring, Texas (Klein Collins)
80	Parker Christensen	TE	6-2	210	Fr.	HS	Sheridan, Wyo. (Sheridan)
13D	Jerome Cooper	S	6-0	165	Fr.	HS	Los Angeles, Calif. (Locke)
28D	Easton Gibbs	LB	6-2	200	Fr.	HS	Temecula, Calif. (Temecula Valley)
32D	Keonte Glinton	S	6-0	175	Fr.	HS	Bakersfield, Calif. (Bakersfield Christian)
89	Alonzo Hall	DT	6-5	230	Fr.	HS	Reseda, Calif. (Reseda)
93	DeVonne Harris	DE	6-4	220	Fr.	HS	Big Lake, Minn. (Big Lake)
71	Carlos Harrison	OL	6-4	285	Fr.	HS	Carlsbad, Calif. (Carlsbad)
4D	Devin Jennings	WR	6-2	175	Fr.	HS	Houston, Texas (Channelview)
50	Jack Lookabaugh	OL	6-5	292	Fr.	HS	Coppell, Texas (Coppell)
30D	Dawaiian McNeely	RB	6-2	206	Fr.	HS	Ceres, Calif. (Central Catholic)
6	Jordan Murry	CB	5-10	150	Fr.	HS	Riverside, Calif. (Murrieta Valley)
26D	Isaiah Neyor	WR	6-3	195	Fr.	HS	Fort Worth, Texas (Lamar)
91	Jaylen Pate	DE	6-3	220	Fr.	HS	Chicago, Ill. (Lane Tech College Prep)
22	Caleb Roberson	CB	5-7	175	Fr.	HS	St. Louis, Mo. (Cardinal Ritter College Prep)
59	Shae Suaiaunoa	LB	6-3	200	Fr.	HS	Houston, Texas (Clear Lake)
34D	Titus Swen	RB	5-11	190	Fr.	HS	Fort Worth, Texas (Eaton)
81	Treyton Welch	TE	6-3	207	Fr.	HS	Buffalo, Minn. (Buffalo)
15	Levi Williams	QB	6-5	215	Fr.	HS	Canyon Lake, Texas (Smithson Valley)

Graduate Transfer (1)

Trey Smith RB

Redshirt Seniors (1)

Josh Harshman TE

Seniors (14)

Austin Conway WR
 Ryan Galovich K/P
 Josiah Hall DE
 Tyler Hall CB
 Alijah Halliburton SS
 Antonio Hull CB
 Raghbir Ismail Jr. WR
 Cassh Maluia LB
 John Okwoli WR
 Cooper Rothe K
 Nick Szpor H/QB
 Jaylon Watson FB
 Logan Wilson LB
 Ben Wisdorf LB

Redshirt Juniors (1)

Gavin Rush OG

Juniors (14)

Justis Borton NT
 Jeff Burroughs RB/FB
 Garrett Crall DE
 Dontae Crow WR/P
 Ayden Eberhardt WR
 Esaias Gandy SS
 Logan Harris OG/C
 Ravontae Holt DT
 Javaree Jackson NT/DT
 Skyler Miller FB
 Jahmari Moore TE/FB
 Braden Smith FS
 Alonzo Velasquez OT
 Tim Zaleski P

Sophomores (19)

Eric Abojei OG
 Patrick Arnold OG/C
 Keyon Blankenbaker N/LB
 C.J. Coldon CB
 Keegan Cryder C/OG
 Jason Davis OL
 Taylor Dodd FS
 Gavin Dunayski OT
 Gunner Gentry WR
 Jesse Hooper LS
 Victor Jones DT/DE
 Chad Muma LB
 Justyn Stindt WR
 Rudy Stofer OT
 Xazavian Valladay RB
 Tyler Vander Waal QB
 Nate Weinman TE
 Davon Wells-Ross DE
 Miles Williams SS

Redshirt Freshmen (27)

Blayne Baker OG
 Jack Boyer DE
 Brett Brenton RB
 Solomon Byrd DE
 Sean Chambers QB
 Austin Clemetson RB
 Claude Cole DT
 Frank Crum OT
 Tristan Dietz FB
 Maeson Gallegos WR
 Cole Godbout DT
 Blake Harrington CB
 Charles Hicks LB
 Chance Hofer WR
 Leevi Lafaele DE
 Tristen Lee OT
 Bryce Levinson CB
 Teagan Liufau DE
 Marco Machado C
 Jackson Marcotte TE
 Ryan Marquez QB
 Mario Mora DT
 Cameron Murray FS
 Ray Rabou LB
 Zach Watts OG/OT
 Rome Weber FS
 Wyatt Wieland WR

Freshmen (23)

Isaiah Abdullah LB
 Alphonzo Andrews Jr. RB
 Latrell Bible OL
 Alex Brown WR
 Parker Christensen TE
 Jerome Cooper S
 Easton Gibbs LB
 Keonte Ginton S
 Alonzo Hall DT
 DeVonne Harris DE
 Carlos Harrison OL
 Devin Jennings WR
 Jack Lookabaugh OL
 Dawaiian McNeely RB
 Jordan Murry CB
 Isaiah Neyor WR
 Jaylen Pate DE
 Caleb Roberson CB
 Allen Smith CB
 Shae Suiaunoa LB
 Titus Swen RB
 Treyton Welch TE
 Levi Williams QB

Arizona (1)

John Okwoli WR

California (24)

Isaiah Abdullah LB
 Solomon Byrd DE
 Sean Chambers QB
 Claude Cole DT
 Jerome Cooper S
 Easton Gibbs LB
 Keonte Ginton S
 Alonzo Hall DT
 Tyler Hall CB
 Carlos Harrison OL
 Charles Hicks LB
 Ravontae Holt DT
 Antonio Hull CB
 Victor Jones DT/DE
 Leevi Lafaele DE
 Cassh Maluia LB
 Dawaiian McNeely RB
 Mario Mora DT
 Jordan Murry CB
 Allen Smith CB
 Nick Szpor H/QB
 Tyler Vander Waal QB
 Rome Weber FS
 Miles Williams SS

Colorado (19)

Jack Boyer DE
 Austin Conway WR
 Keegan Cryder C/OG
 Tristan Dietz FB
 Ayden Eberhardt WR
 Esaias Gandy SS
 Gunner Gentry WR
 Josiah Hall DE
 Alijah Halliburton SS
 Tristen Lee OT
 Bryce Levinson CB
 Teagan Liufau DE
 Ryan Marquez QB
 Chad Muma LB
 Cameron Murray FS
 Cooper Rothe K
 Braden Smith FS
 Zach Watts OG
 Wyatt Wieland WR

Illinois (7)

Keyon Blankenbaker N/LB
 C.J. Coldon CB
 Jackson Marcotte TE
 Jahmari Moore TE/FB
 Jaylen Pate DE
 Xazavian Valladay RB
 Tim Zaleski P

Kansas (1)

Justyn Stindt WR

Minnesota (4)

Eric Abojei OG
 Latrell Bible OL
 DeVonne Harris DE
 Treyton Welch TE

Mississippi (1)

Trey Smith RB

Missouri (2)

Alphonzo Andrews Jr. RB
 Caleb Roberson CB

Nebraska (6)

Patrick Arnold OG/C
 Jason Davis OL
 Marco Machado C
 Gavin Rush OG
 Rudy Stofer OT
 Davon Wells-Ross DE

Ohio (2)

Garrett Crall DE
 Nate Weinman TE

Oklahoma (1)

Jaylon Watson FB

Oregon (1)

Ryan Galovich K/P

Texas (9)

Alex Brown WR
 Blake Harrington CB
 Raghbir Ismail Jr. WR
 Devin Jennings WR
 Jack Lookabaugh OL
 Isaiah Neyor WR
 Shae Suiaunoa LB
 Titus Swen RB
 Levi Williams QB

Utah (1)

Jesse Hooper LS

Washington (1)


Gavin Dunayski OT

Wisconsin (3)

Cole Godbout DT
 Javaree Jackson NT/DT
 Alonzo Velasquez OT

Wyoming (17)

Blayne Baker OG
 Justis Borton NT
 Brett Brenton RB
 Jeff Burroughs RB/FB
 Parker Christensen TE
 Austin Clemetson RB
 Dontae Crow WR/P
 Frank Crum OT
 Taylor Dodd FS
 Maeson Gallegos WR
 Logan Harris OG/C
 Josh Harshman TE
 Chance Hofer WR
 Skyler Miller FB
 Ray Rabou LB
 Logan Wilson LB
 Ben Wisdorf LB



**Box Score (Final)
Wyoming Football**

Missouri vs Wyoming (Aug 31, 2019 at Laramie,Wyo.)



Score by Quarters	1	2	3	4	Total
Missouri	14	3	0	14	31
Wyoming	0	27	7	3	37

Qtr Time Scoring play

1st	09:04	MU - Nance, Jonathan 3 yd pass from Bryant, Kelly (McCann, Tucker kick), 12-65 4:31
	03:19	MU - Rountree, Larry 2 yd run (McCann, Tucker kick), 11-74 4:27
2nd	09:09	WYO - ROTHE, Cooper 19 yd field goal, 12-53 5:37
	07:54	WYO - COLDON, C.J. 30 yd fumble recovery (ROTHE, Cooper kick)
	06:15	WYO - VALLADAY, X. 61 yd run (ROTHE, Cooper kick), 2-61 0:14
	02:11	MU - McCann, Tucker 22 yd field goal, 13-70 4:04
	01:58	WYO - CHAMBERS, Sean 75 yd run (ROTHE, Cooper kick), 1-75 0:13
	00:00	WYO - ROTHE, Cooper 23 yd field goal, 1-0 0:00
3rd	04:21	WYO - SMITH, Trey 1 yd run (ROTHE, Cooper kick), 11-80 5:43
4th	13:29	MU - Badie, Tyler 1 yd run (McCann, Tucker kick), 4-29 1:10
	07:01	WYO - ROTHE, Cooper 20 yd field goal, 9-38 3:24
	06:19	MU - Nance, Jonathan 53 yd pass from Bryant, Kelly (McCann, Tucker kick), 3-75 0:42

	MU	WYO
FIRST DOWNS	28	16
RUSHES-YARDS (NET)	42-114	42-297
PASSING YDS (NET)	423	92
Passes Att-Comp-Int	48-31-1	16-6-0
TOTAL OFFENSE PLAYS-YARDS	90-537	58-389
Fumble Returns-Yards	0-0	2-109
Punt Returns-Yards	2-50	3-37
Kickoff Returns-Yards	0-0	0-0
Interception Returns-Yards	0-0	1-0
Punts (Number-Avg)	4-43.0	6-43.8
Fumbles-Lost	3-2	0-0
Penalties-Yards	5-31	5-30
Possession Time	31:10	28:50
Third-Down Conversions	7 of 17	4 of 12
Fourth-Down Conversions	2 of 3	0 of 0
Red-Zone Scores-Chances	4-7	3-3
Sacks By: Number-Yards	0-0	2-9

RUSHING: Missouri-Badie, Tyler 16-53; Rountree, Larry 15-41; Bryant, Kelly 11-20. Wyoming-CHAMBERS, Sean 12-120; VALLADAY, X. 15-118; SWEN, Titus 8-45; SMITH, Trey 6-16; TEAM 1-minus 2.

PASSING: Missouri-Bryant, Kelly 31-48-1-423. Wyoming-CHAMBERS, Sean 6-16-0-92.

RECEIVING: Missouri-Johnson, J. 7-68; Badie, Tyler 7-49; Knox, Jalen 4-62; Okwuegbunam, A. 3-72; Nance, Jonathan 3-63; Banister, B. 3-32; Scott, Kam 2-64; Parker, Daniel 1-10; Rountree, Larry 1-3. Wyoming-ISMAIL JR, R. 2-42; CONWAY, Austin 1-15; MARCOTTE, J. 1-13; EBERHARDT, A. 1-11; CROW, Dontae 1-11.

INTERCEPTIONS: Missouri-None. Wyoming-MALUIA, Cassh 1-0.

FUMBLES: Missouri-Johnson, J. 1-0; Bryant, Kelly 1-1; Rountree, Larry 1-1. Wyoming-None.

Missouri (0-1) vs. Wyoming (1-0)
Date: Aug 31, 2019 • Site: Laramie,Wyo. • Stadium: War Memorial Stadium
Attendance: 26037

Kickoff time: 5:33pm • End of Game: 9:08 pm • Total elapsed time: 3:35
Officials: Referee: Ken Williamson; Umpire: Brian Davis; Linesman: Thomas Eaton;
Line judge: Mickey Bryson; Back judge: Grantis Bell; Field judge: Dan Gautreaux;
Side judge: Rob Skelton; Center judge: Scott Walker;
Temperature: 78 • Wind: W 5 mph • Weather: Mostly cloudy

RECAP: The day began with only the second Southeastern Conference (SEC) opponent in history visiting Wyoming's War Memorial Stadium as the Missouri Tigers came to Laramie on Saturday. The day ended with the Wyoming Cowboys capturing a 37-31 victory over a very good Missouri team.

While the Cowboys found themselves trailing by a score of 14-0 at the end of the first quarter, it was an explosive second quarter that would see the Cowboys score 17 straight points to take a 17-14 lead, and the Pokes would extend their lead to 27-17 going into halftime.

Wyoming's defense forced three turnovers, two forced fumbles and one interception, while not committing a single turnover on offense. UW's defense also scored a touchdown on a fumble return. Speaking of the Cowboy offense, the Pokes rushed for 297 yards on 42 carries and averaged 7.1 yards per carry on the ground. Included in the potent rushing attack were touchdown runs of 61 yards by sophomore running back Xazavian Valladay and 75 yards by redshirt freshman quarterback Sean Chambers. Chambers concluded the day with 120 yards rushing, and Valladay ended the day with 118 rushing yards. Chambers added 92 passing yards for a total of 212 yards of total offense.

It marked the fifth time in the last six games for the Cowboys that they had two individuals each rush for 100 yards in the same game. The Pokes led the nation in that category last year with multiple players rushing for 100 or more yards in four different games.

Defensively, the Cowboys were led by senior strong safety Alijah Halliburton, who tallied 17 tackles, including 13 solo tackles and returned a fumble 79 yards to set up a Wyoming field goal. Senior linebacker Logan Wilson added 13 tackles and a pass breakup, and sophomore linebacker Chad Muma had 10 tackles. Sophomore cornerback C.J. Coldon had a 30-yard fumble return for a touchdown and five tackles, and junior strong safety Esaias Gandy had five tackles and a forced fumble.

The Wyoming victory marked the fifth consecutive win for the Cowboys dating back to the end of the 2018 season, and is the first five-game winning streak for the Pokes since the middle of the 2016 season when they won five in a row. from an Oct. 1, 2016 win at Colorado State thru a Nov. 5, 2016 victory at Utah State.



**Box Score (Final)
Wyoming Football**

Wyoming vs TXST (Sep 07, 2019 at San Marcos, Texas)



Score by Quarters	1	2	3	4	Total
Wyoming	0	10	10	3	23
TXST	7	7	0	0	14

Qtr Time Scoring play

1st	09:57	TXST - Twyford,Caleb 1 yd run (Rowland, Joshua kick), 6-74 1:51
2nd	12:59	WYO - ROTHE, Cooper 47 yd field goal, 10-50 4:08
	11:15	TXST - Sheread,J 50 yd pass from Jensen, Gresch (Rowland, Joshua kick), 5-75 1:44
	02:56	WYO - CHAMBERS, Sean 7 yd run (ROTHE, Cooper kick), 6-46 2:58
3rd	10:44	WYO - ROTHE, Cooper 37 yd field goal, 7-42 2:56
	08:36	WYO - HALL, Tyler 72 yd interception return (ROTHE, Cooper kick)
4th	10:19	WYO - ROTHE, Cooper 19 yd field goal, 18-88 9:12

	WYO	TXST
FIRST DOWNS	16	27
RUSHES-YARDS (NET)	49-190	22-50
PASSING YDS (NET)	103	394
Passes Att-Comp-Int	18-8-1	54-33-2
TOTAL OFFENSE PLAYS-YARDS	67-293	76-444
Fumble Returns-Yards	0-0	0-0
Punt Returns-Yards	1-7	1-11
Kickoff Returns-Yards	2-72	3-79
Interception Returns-Yards	2-99	1-0
Punts (Number-Avg)	6-40.5	5-39.6
Fumbles-Lost	0-0	1-1
Penalties-Yards	6-46	4-35
Possession Time	34:27	25:33
Third-Down Conversions	8 of 18	5 of 13
Fourth-Down Conversions	0 of 0	0 of 0
Red-Zone Scores-Chances	3-3	1-3
Sacks By: Number-Yards	5-43	1-1

RUSHING: Wyoming-SMITH, Trey 16-54; CHAMBERS, Sean 8-50; SWEN, Titus 12-45; VALLADAY, X. 10-31; CONWAY, Austin 3-10. TXST-Twyford,Caleb 10-60; Taylor,AnthonyD 6-24; Jensen, Gresch 6-minus 34.

PASSING: Wyoming-CHAMBERS, Sean 8-18-1-103. TXST-Jensen, Gresch 33-54-2-394.

RECEIVING: Wyoming-CONWAY, Austin 3-11; GENTRY, Gunner 1-44; MARCOTTE, J. 1-22; HARSHMAN, Josh 1-14; EBERHARDT, A. 1-7; OKWOLI, John 1-5. TXST-White,Hutch 10-96; Haydel,Jeremiah 5-66; Graham Jr, T 5-46; Sheread,J 4-79; Twyford,Caleb 4-21; Hiits, Micah 2-43; Hays,Mason 2-25; Taylor,AnthonyD 1-18.

INTERCEPTIONS: Wyoming-HALL, Tyler 1-72; SMITH, Braden 1-27. TXST-Taylor,AnthonyJ 1-0.

FUMBLES: Wyoming-None. TXST-Jensen, Gresch 1-1.

Wyoming (2-0) vs. TXST (0-2)

Date: Sep 07, 2019 • Site: San Marcos, Texas • Stadium: Bobcat Stadium
Attendance: 20003

Kickoff time: 6:05 PM • End of Game: 9:14 PM • Total elapsed time: 3:09
Officials: Referee: Jason Autrey; Umpire: Jason Yates; Linesman: Jim Kelley;
Line judge: Ryan Hagan; Back judge: Wayne Jonson; Field judge: Charles Green;
Side judge: Fred Wiedower; Center judge: D. Whitehead;
Temperature: 99 • Wind: NW 12 • Weather: Sunny

RECAP: The Wyoming Cowboy (2-0 overall) defense held Texas State (0-2 overall) scoreless in the second half and used a defensive touchdown in the third quarter to down the Bobcats 23-14 in Bobcat Stadium in San Marcos, Texas on Saturday. The Cowboys have now won six-straight games dating back to last season and have also won three-consecutive road contests.


“I had this game circled at the beginning of the year as not necessarily a trap game, but a game we were going to need to be focused to win. They (Texas State) have a new coaching staff, and we knew they would have an explosive offense,” Wyoming head coach Craig Bohl said. “We came off a big, emotional win last week against Missouri. I thought our guys weren’t as focused as they could have been at the start of this week, and we addressed that at practice but our players, played hard today.” Senior Tyler Hall intercepted a pass and returned it 72 yards for a score in the third quarter, a tally that would prove to be the game winner. Wyoming also shut out an opponent in a half for the second time in the last three games, as UW held New Mexico scoreless in the season finale last season. The Cowboys forced three turnovers for the second-consecutive game, as Wyoming is plus five this season.

Wyoming rushed for 190 yards on the night and threw for 103 for 293 yards of total offense. The Bobcats threw for 394 yards and added 50 yards rushing for 444 yards of total offense. The Cowboys dominated time of possession in the game going 34:27 to Texas State’s 25:33. Wyoming’s defense recorded five sacks on the evening.

Senior linebacker Logan Wilson led Wyoming with 11 tackles for 340 in his career. He has had double-digit tackles in 13 games during his career. Redshirt freshman Mario Mora and junior defensive end Garrett Crall each added 1.5 sacks.

The Wyoming offense was paced by quarterback Sean Chambers. He threw for 103 yards and added 50 yards rushing. Senior Trey Smith added 54 yards on 16 carries for the night.

Texas State quarterback Jensen Gresch was 33-of-54 passing with a touchdown and two interceptions. Wide receiver Hutch White had 10 grabs for 96 yards.



**Box Score (Final)
Wyoming Football**

IDAHO vs Wyoming (Sep 14, 2019 at Laramie, Wyo.)



Score by Quarters	1	2	3	4	Total
IDAHO	3	7	3	3	16
Wyoming	0	14	0	7	21

Qtr	Time	Scoring play
1st	05:55	IDAHO - COFFEY, Cade 26 yd field goal, 11-62 5:25
2nd	12:00	IDAHO - JOHNSON, R. 15 yd run (COFFEY, Cade kick), 9-68 4:13
	07:28	WYO - ISMAIL JR, R. 12 yd run (ROTHER, Cooper kick), 9-75 4:32
3rd	04:57	WYO - SMITH, Trey 10 yd run (ROTHER, Cooper kick), 2-14 0:44
	04:10	IDAHO - COFFEY, Cade 34 yd field goal, 14-66 6:44
4th	10:16	WYO - SMITH, Trey 80 yd run (ROTHER, Cooper kick), 1-80 0:13
	07:20	IDAHO - COFFEY, Cade 24 yd field goal, 12-68 2:56

	IDAHO	WYO
FIRST DOWNS	21	17
RUSHES-YARDS (NET)	40-93	47-237
PASSING YDS (NET)	210	50
Passes Att-Comp-Int	34-16-0	12-4-0
TOTAL OFFENSE PLAYS-YARDS	74-303	59-287
Fumble Returns-Yards	0-0	0-0
Punt Returns-Yards	2-14	3-49
Kickoff Returns-Yards	0-0	0-0
Interception Returns-Yards	0-0	0-0
Punts (Number-Avg)	8-45.2	6-45.2
Fumbles-Lost	0-0	0-0
Penalties-Yards	7-76	7-97
Possession Time	32:33	27:27
Third-Down Conversions	7 of 20	4 of 13
Fourth-Down Conversions	1 of 1	1 of 1
Red-Zone Scores-Chances	4-5	2-2
Sacks By: Number-Yards	1-8	4-35

RUSHING: IDAHO-JOHNSON, R. 15-69; ROMANO, Nick 3-29; COTTON, Jeff 1-17; CARTER, Aundre 8-16; TEAM 1-minus 6; PETRINO, Mason 12-minus 32. Wyoming-SMITH, Trey 17-152; SWEN, Titus 14-52; CHAMBERS, Sean 11-26; ISMAIL JR, R. 2-13; TEAM 3-minus 6.

PASSING: IDAHO-PETRINO, Mason 15-33-0-184; LEE, D.J. 1-1-0-26. Wyoming-CHAMBERS, Sean 4-12-0-50.

RECEIVING: IDAHO-COTTON, Jeff 6-91; HAYWOOD, C. 4-35; WHITNEY, Connor 2-32; CARTER, Aundre 2-22; HATTEN, Hayden 1-26; ROMANO, Nick 1-4. Wyoming-MARCOTTE, J. 1-23; SWEN, Titus 1-22; OKWOLI, John 1-6; CROW, Dontae 1-minus 1.

INTERCEPTIONS: IDAHO-None. Wyoming-None.

FUMBLES: IDAHO-None. Wyoming-None.

IDAHO (1-2) vs. Wyoming (3-0)

Date: Sep 14, 2019 • Site: Laramie, Wyo. • Stadium: War Memorial Stadium
Attendance: 28814

Kickoff time: 3:05 pm • End of Game: 6:19 pm • Total elapsed time: 3:14
Officials: Referee: Cal McNeill; Umpire: Mike Henderson; Linesman: Bill Scott;
Line judge: Steve Hoslett; Back judge: Alvin Moore; Field judge: Robert Asel;
Side judge: Tom Bessant; Center judge: Corey Long;
Temperature: 75 deg • Wind: W 15 mph • Weather: Mostly sunny

RECAP: A strong rushing attack for Wyoming gave the Cowboys (3-0) a 21-16 win over the Idaho Vandals (1-2) on Saturday evening in War Memorial Stadium in Laramie. It marked the Pokes' seventh-straight win, the most since 1998 and Wyoming is now 3-0 to open the season for the first time since 2011.

The contest saw 28,814 fans inside War Memorial Stadium, the largest since 29,139 against Oregon in 2017. Wyoming also set a recorded with 54,851 through two games, the most in two games to open the season in school history.

Wyoming took a 21-13 lead in the fourth quarter on an 80-yard touchdown run from graduate Transfer Trey Smith. The Cowboy defense would hold with a sack to put the Vandals out of field goal range and held yet again late in the closing minutes. Wyoming rushed for 270 yards on the night, but were outgained by the Vandals 303-287.

Smith had a game-high 152 yards on the ground, including a pair of touchdowns, on just 17 carries. His long rush of 80 yards put the game out of Idaho's reach in the fourth quarter. It was the longest run by a Cowboy since Brian Hill has an 89-yard rush at Fresno State on Nov. 1, 2014.

Freshman Titus Swen had 52 yards on 14 carries, while redshirt freshman quarterback Sean Chambers had 26 yards on the ground. Senior wide receiver Raghil Ismail, Jr., had a pair of carries for 13 yards and a score.

Chambers completed 4-of-12 passes for 50 yards on the day. Redshirt freshman tight end Jackson Marcotte had 23 of those yards, while Swen had 22 receiving yards.

Defensively, senior linebacker Logan Wilson had 11 total tackles, nine of which were solo, a tackle for loss and a pair of pass breakups. He has double-digit tackles in three-straight games this season and has 351 in his career. Junior defensive end Garrett Crall had eight tackles, two tackles for loss and 1.5 sacks, his second-straight game with 1.5 sacks.



**Box Score (Final)
Wyoming Football**

Wyoming vs Tulsa (Sep 21, 2019 at Tulsa, Okla.)



Score by Quarters	1	2	3	4	Total
Wyoming	7	0	0	14	21
Tulsa	0	14	3	7	24

Qtr	Time	Scoring play
1st	07:46	WYO - CHAMBERS, Sean 33 yd run (ROTHER, Cooper kick), 9-74 4:43
2nd	02:49	TLS - STOKES, K. 56 yd pass from SMITH, Z. (RAINEY, J. kick), 3-56 0:16
	01:10	TLS - CRAWFORD JR, S. 37 yd pass from SMITH, Z. (RAINEY, J. kick), 5-66 1:13
3rd	09:26	TLS - RAINEY, J. 29 yd field goal, 14-42 4:15
4th	11:03	WYO - EBERHARDT, A. 53 yd pass from CHAMBERS, Sean (ROTHER, Cooper kick), 6-92 2:10
	05:25	WYO - CHAMBERS, Sean 15 yd run (ROTHER, Cooper kick), 6-50 2:24
	03:26	TLS - BROOKS, S. 19 yd run (RAINEY, J. kick), 7-75 1:59

	WYO	TLS
FIRST DOWNS	16	27
RUSHES-YARDS (NET)	34-143	43-83
PASSING YDS (NET)	214	354
Passes Att-Comp-Int	32-10-0	50-25-0
TOTAL OFFENSE PLAYS-YARDS	66-357	93-437
Fumble Returns-Yards	0-0	0-0
Punt Returns-Yards	1-1	2-19
Kickoff Returns-Yards	1-36	0-0
Interception Returns-Yards	0-0	0-0
Punts (Number-Avg)	8-43.6	6-37.5
Fumbles-Lost	1-1	1-1
Penalties-Yards	7-59	6-40
Possession Time	26:49	33:11
Third-Down Conversions	3 of 15	9 of 22
Fourth-Down Conversions	1 of 2	3 of 5
Red-Zone Scores-Chances	1-2	2-3
Sacks By: Number-Yards	7-50	1-5

RUSHING: Wyoming-CHAMBERS, Sean 11-83; SWEN, Titus 9-24; VALLADAY, X. 5-18; BRENTON, Brett 3-9; SMITH, Trey 5-5; VANDER WAAL, T. 1-4. Tulsa-BROOKS, S. 17-67; TAYLOR II, C. 14-58; STOKES, K. 2-2; TEAM 2-minus 2; SMITH, Z. 8-minus 42.

PASSING: Wyoming-CHAMBERS, Sean 9-25-0-193; VANDER WAAL, T. 1-6-0-21; CONWAY, Austin 0-1-0-0. Tulsa-SMITH, Z. 25-50-0-354.

RECEIVING: Wyoming-CONWAY, Austin 3-51; ISMAIL JR, R. 2-43; OKWOLI, John 2-20; EBERHARDT, A. 1-53; CROW, Dontae 1-34; GENTRY, Gunner 1-13. Tulsa-JOHNSON, K. 7-95; CRAWFORD JR, S. 5-88; STOKES, K. 4-93; JOHNSON, J. 4-44; SANTANA, J. 3-16; BROOKS, S. 2-18.

INTERCEPTIONS: Wyoming-None. Tulsa-None.

FUMBLES: Wyoming-CHAMBERS, Sean 1-1. Tulsa-SMITH, Z. 1-1.

Wyoming (3-1) vs. Tulsa (2-2)
Date: Sep 21, 2019 • Site: Tulsa, Okla. • Stadium: H.A. Chapman Stadium
Attendance: 16246

Kickoff time: 2:32 pm • End of Game: 6:17 pm • Total elapsed time: 4:45
Officials: Referee: Mike Roche; Umpire: Joe Pennucci; Linesman: Adam Loudin;
Line judge: Lance Thompson; Back judge: Ken Bushey; Field judge: Ben Vasconcellis;
Side judge: Jake Dishaw; Center judge: Alex Amaya;
Temperature: 82 • Wind: S @ 13 • Weather: cloudy

RECAP: The Cowboys (3-1 overall) were two yards away from a go ahead touchdown in the final 50 seconds, but a late fumble helped lift Tulsa (2-2 overall) past Wyoming 24-21 on Saturday afternoon in H.A. Chapman Stadium in Tulsa, Oklahoma.

The Pokes recorded two fourth quarter touchdowns and took a 21-17 with five minutes left. The Cowboy touchdowns included a 53-yard pass from quarterback Sean Chambers to Ayden Eberhardt and a 15-yard run from Chambers, But a 19-yard run from Shamari Brooks with 3:26 left and the late turnover gave the Golden Hurricane the win and broke the Cowboys seven game winning streak.

The Pokes recorded 14 tackles for loss for the most in the MW era of Cowboy football. The Pokes also recorded seven sacks for the afternoon. The UW defense was paced safety Alijah Halliburton with 17 tackles tying a career high with 2.5 tackles for loss and a sack. Defensive end Victor Jones added a career-high eight tackles and Solomon Byrd added six tackles, 2.5 sacks and a forced fumble and recovery.

The Cowboy offense was paced by Chambers rushing for 83 yards and threw for a career-high 193 yards with a touchdown. He added two rushing touchdowns with a long rush of 33 yards. Wide receiver Austin Conway grabbed three passes for 51 yards.

Wyoming was outgained 437 to 357 in the contest. Wyoming threw for a season high 214 yards and rushed for 143 yards. The Golden Hurricane passed for 354 yards for the game 25 pass completions.

Smith led the Golden Hurricane going 25-of-50 passing for 354 yards with two touchdowns. Running back Sharmari More rushed for 67 yards and Kennen Johnson added seven catches for 95 yards.



**Box Score (Final)
Wyoming Football**

UNLV vs Wyoming (Sep 28, 2019 at Laramie, Wyo.)



Score by Quarters	1	2	3	4	Total
UNLV	10	0	0	7	17
Wyoming	7	26	0	20	53

Qtr Time Scoring play

- 1st 09:03 UNLV - GUTIERREZ, D. 40 yd field goal, 9-47 3:59
- 04:50 WYO - VALLADAY, X. 7 yd run (ROTHE, Cooper kick), 8-75 4:13
- 01:09 UNLV - FAUOLO SR., Gio 54 yd pass from ROGERS, Armani (GUTIERREZ, D. kick), 7-75 3:41
- 2nd 14:18 WYO - CHAMBERS, Sean 17 yd run (ROTHE, Cooper kick failed), 4-75 1:51
- 10:36 WYO - HARSHMAN, Josh 56 yd pass from CHAMBERS, Sean (ROTHE, Cooper kick), 3-65 1:20
- 03:53 WYO - ROTHE, Cooper 41 yd field goal, 7-44 3:48
- 02:08 WYO - ROTHE, Cooper 21 yd field goal, 4--1 1:00
- 01:04 WYO - MARCOTTE, J. 20 yd pass from CHAMBERS, Sean (ROTHE, Cooper kick), 4-58 0:45
- 4th 14:49 WYO - CHAMBERS, Sean 5 yd run (ROTHE, Cooper kick), 6-47 2:30
- 10:24 UNLV - OBLAD, Kenyon 1 yd run (GUTIERREZ, D. kick), 14-75 4:25
- 09:44 WYO - SWEN, Titus 44 yd run (ROTHE, Cooper kick failed), 2-45 0:38
- 09:26 WYO - VALLADAY, X. 4 yd run (ROTHE, Cooper kick), 1-4 0:05

	UNLV	WYO
FIRST DOWNS	19	18
RUSHES-YARDS (NET)	33-77	48-374
PASSING YDS (NET)	263	124
Passes Att-Comp-Int	44-22-3	12-5-0
TOTAL OFFENSE PLAYS-YARDS	77-340	60-498
Fumble Returns-Yards	0-0	0-0
Punt Returns-Yards	3--6	6-92
Kickoff Returns-Yards	1-12	1-1
Interception Returns-Yards	0-0	3-51
Punts (Number-Avg)	8-43.5	5-41.2
Fumbles-Lost	1-0	2-0
Penalties-Yards	8-62	4-40
Possession Time	30:09	29:51
Third-Down Conversions	4 of 16	5 of 12
Fourth-Down Conversions	2 of 3	0 of 0
Red-Zone Scores-Chances	1-1	6-7
Sacks By: Number-Yards	0-0	2-18

RUSHING: UNLV-WILLIAMS, D. 11-30; ROGERS, Armani 8-29; WILLIAMS, C. 5-17; COLLINS, Tyleek 1-8; NEAL, Jamaal 2-2; JACKSON, T. 1-minus 4; OBLAD, Kenyon 5-minus 5. Wyoming-SWEN, Titus 14-136; CHAMBERS, Sean 12-102; BRENTON, Brett 7-82; VALLADAY, X. 13-58; TEAM 2-minus 4.

PASSING: UNLV-OBLAD, Kenyon 16-31-2-176; ROGERS, Armani 6-13-1-87. Wyoming-CHAMBERS, Sean 5-12-0-124.

RECEIVING: UNLV-GRIMES, Randal 6-66; FAUOLO SR., Gio 4-83; JENKINS, Steve 3-35; BEAN, Noah 2-37; WOODS JR., D. 2-20; WILLIAMS, D. 2-11; REESE, Courtney 1-6; JACKSON, T. 1-4; GASSER, Jacob 1-1. Wyoming-CONWAY, Austin 2-48; HARSHMAN, Josh 1-56; MARCOTTE, J. 1-20; SWEN, Titus 1-0.

INTERCEPTIONS: UNLV-None. Wyoming-MALUIA, Cassh 1-30; WILSON, Logan 1-21; WEBER, Rome 1-0.

FUMBLES: UNLV-OBLAD, Kenyon 1-0. Wyoming-SWEN, Titus 1-0; CONWAY, Austin 1-0.

UNLV (1-3,0-1) vs. Wyoming (4-1,1-0)
Date: Sep 28, 2019 • Site: Laramie, Wyo. • Stadium: War Memorial Stadium
Attendance: 23029

Kickoff time: 6:02 pm • End of Game: 9:24 pm • Total elapsed time: 3:22
Officials: Referee: Mike Cuttone; Umpire: Mark Warner; Linesman: Greg Downum;
Line judge: Carlos Owens; Back judge: Mike Aaronian; Field judge: Scott Melancon;
Side judge: Richard Corona; Center judge: Ian Malepeai;

RECAP: The Wyoming offense scored on six consecutive possessions in the first half and generated 299 yards of first half offense to build a 33-10 halftime lead on way to a 53-17 home win over UNLV to open Mountain West Conference play 1-0 and improve their season record to 4-1. The last time Wyoming began a season 4-1 was 2007. A crowd of 23,029 saw the Cowboys win their fifth consecutive home game, dating back to last season.

The 53 points scored by the Cowboys in regulation were the most since they scored 56 in regulation in a 59-56 single-overtime win over Hawai'i on Nov. 23, 2013. It was the most points scored by the Pokes since they scored 66 in a 66-69 triple-overtime road loss at UNLV on Nov. 12, 2016. The 36-point margin of victory tonight was the largest margin of victory for the Cowboys since a 39-point win (42-3) at home over New Mexico on Oct. 28, 2017.

Wyoming redshirt freshman quarterback Sean Chambers and true freshman running back Titus Swen each rushed for over 100 yards. Chambers ended with 136 yards rushing, and Swen rushed for 102. It was Chambers' second 100-yard rushing game of the season and fifth of his career. Swen recorded his first career 100-yard rushing game. Wyoming has now had four different individuals rush for over 100 yards in the first five games of this season. Chambers also rushed for 120 yards in Wyoming's season-opening win over Missouri. Sophomore running back Xavian Valladay rushed for 118 yards versus Missouri, and graduate transfer running back Trey Smith rushed for 152 in Wyoming's home win over Idaho.

Defensively, senior linebacker and All-America candidate Logan Wilson intercepted the seventh pass of his career and his first of this season in the second quarter, setting up a Wyoming field goal. His senior running mate at linebacker, Cassh Maluia, intercepted his second pass of the season and fourth of his career to set up Wyoming's final touchdown in the fourth quarter. Redshirt freshman free safety Rome Weber intercepted the first pass of his career, picking off the UNLV quarterback in the end zone to end the Rebels' final scoring threat of the game. Senior strong safety Alijah Haliburton once again led the Cowboys in tackles with 11.



Wyoming Football
Wyoming Individual Season/Career Statistics (as of Oct 04, 2019)
All games



	SEASON									CAREER									
	gp	att	gain	loss	net	avg	td	lg	avg/g	gp	att	gain	loss	net	avg	td	lg	avg/g	
Rushing																			
CHAMBERS, Sean	5	54	415	34	381	7.1	6	75	76.2	9	113	762	52	710	6.3	8	75	78.9	
SWEN, Titus	5	57	321	7	314	5.5	1	59	62.8	5	57	321	7	314	5.5	1	59	62.8	
SMITH, Trey	4	44	236	9	227	5.2	3	80	56.8	4	44	236	9	227	5.2	3	80	56.8	
VALLADAY, X.	4	43	229	4	225	5.2	3	61	56.2	16	114	638	17	621	5.4	6	61	38.8	
BRENTON, Brett	2	10	91	0	91	9.1	0	41	45.5	3	11	91	0	91	8.3	0	41	30.3	
ISMAIL JR, R.	4	2	13	0	13	6.5	1	12	3.2	15	6	23	12	11	1.8	1	12	0.7	
CONWAY, Austin	5	3	10	0	10	3.3	0	5	2.0	44	47	297	27	270	5.7	3	42	6.1	
VANDER WAAL, T.	2	1	4	0	4	4.0	0	4	2.0	12	62	183	242	-59	-1.0	2	19	-4.9	
TEAM	5	6	0	12	-12	-2.0	0	0	-2.4										
Total	5	220	1319	66	1253	5.7	14	80	250.6										
Opponents	5	180	635	218	417	2.3	6	31	83.4										

	SEASON									CAREER								
	gp	effic	comp-att-int	pct	yds	td	lg	avg/g	gp	effic	comp-att-int	pct	yds	td	lg	avg/g		
Passing																		
CHAMBERS, Sean	5	104.95	32-83-1	38.6	562	3	56	112.4	9	124.40	47-108-1	43.5	828	6	56	92.0		
VANDER WAAL, T.	2	46.07	1-6-0	16.7	21	0	21	10.5	12	95.76	121-252-4	48.0	1331	5	72	110.9		
CONWAY, Austin	5	0.00	0-1-0	0.0	0	0	0	0.0	44	169.68	3-5-0	60.0	26	1	20	0.6		
Total	5	99.86	33-90-1	36.7	583	3	56	116.6										
Opponents	5	118.65	127-230-6	55.2	1644	6	56	328.8										

	SEASON							CAREER						
	gp	no.	yds	avg	td	lg	avg/g	gp	no.	yds	avg	td	lg	avg/g
Receiving														
CONWAY, Austin	5	9	125	13.9	0	28	25.0	44	114	1031	9.0	4	41	23.4
ISMAIL JR, R.	4	4	85	21.2	0	26	21.2	15	28	352	12.6	2	26	23.5
MARCOTTE, J.	5	4	78	19.5	1	23	15.6	6	4	78	19.5	1	23	13.0
OKWOLI, John	5	4	31	7.8	0	15	6.2	43	19	199	10.5	1	23	4.6
EBERHARDT, A.	5	3	71	23.7	1	53	14.2	22	8	117	14.6	1	53	5.3
CROW, Dontae	5	3	44	14.7	0	34	8.8	19	4	49	12.2	0	34	2.6
HARSHMAN, Josh	5	2	70	35.0	1	56	14.0	32	20	266	13.3	2	56	8.3
GENTRY, Gunner	5	2	57	28.5	0	44	11.4	15	2	57	28.5	0	44	3.8
SWEN, Titus	5	2	22	11.0	0	22	4.4	5	2	22	11.0	0	22	4.4
Total	5	33	583	17.7	3	56	116.6							
Opponents	5	127	1644	12.9	6	56	328.8							

	SEASON							CAREER						
	g	plays	rush	pass	total	avg/g	g	plays	rush	pass	total	avg/g		
Total Offense														
CHAMBERS, Sean	5	137	381	562	943	188.6	9	221	710	828	1538	170.9		
SWEN, Titus	5	57	314	0	314	62.8	5	57	314	0	314	62.8		
SMITH, Trey	4	44	227	0	227	56.8	4	44	227	0	227	56.8		
VALLADAY, X.	4	43	225	0	225	56.2	16	114	621	0	621	38.8		
BRENTON, Brett	2	10	91	0	91	45.5	3	11	91	0	91	30.3		
VANDER WAAL, T.	2	7	4	21	25	12.5	12	314	-59	1331	1272	106.0		
ISMAIL JR, R.	4	2	13	0	13	3.2	15	6	11	0	11	0.7		
CONWAY, Austin	5	4	10	0	10	2.0	44	52	270	26	296	6.7		
TEAM	5	6	-12	0	-12	-2.4								
Total	5	310	1253	583	1836	367.2								
Opponents	5	410	417	1644	2061	412.2								

	td		PAT				dxp	saf	pts	td		PAT				dxp	saf	pts
	fg	kick	rush	rcv	pass	fg				kick	rush	rcv	pass					
Scoring																		
ROTHE, Cooper	-	8-12	17-19	-	-	-	-	-	41	-	52-67	145-148	-	-	-	-	-	301
CHAMBERS, Sean	6	-	-	-	-	-	-	-	36	8	-	-	-	-	-	-	48	
VALLADAY, X.	3	-	-	-	-	-	-	-	18	6	-	-	-	-	-	-	36	
SMITH, Trey	3	-	-	-	-	-	-	-	18	3	-	-	-	-	-	-	18	
ISMAIL JR, R.	1	-	-	-	-	-	-	-	6	3	-	-	-	-	-	-	18	
HALL, Tyler	1	-	-	-	-	-	-	-	6	3	-	-	-	-	-	-	18	
COLDON, C.J.	1	-	-	-	-	-	-	-	6	1	-	-	-	-	-	-	6	
EBERHARDT, A.	1	-	-	-	-	-	-	-	6	1	-	-	-	-	-	-	6	
MARCOTTE, J.	1	-	-	-	-	-	-	-	6	1	-	-	-	-	-	-	6	
SWEN, Titus	1	-	-	-	-	-	-	-	6	1	-	-	-	-	-	-	6	
HARSHMAN, Josh	1	-	-	-	-	-	-	-	6	2	-	-	-	-	-	-	12	
Total	19	8-12	17-19	-	-	-	-	-	155									
Opponents	12	6-9	12-12	-	-	-	-	-	102									



Wyoming Football
Wyoming Individual Season/Career Statistics (as of Oct 04, 2019)
All games



SEASON						CAREER										
	no.	yds	avg	td	lg	no.	yds	avg	td	lg						
Punt Returns																
CONWAY, Austin	14	186	13.3	0	45	94	773	8.2	1	60						
Total	14	186	13.3	0	45											
Opponents	10	88	8.8	0	43											
Kick Returns																
HALL, Tyler	3	108	36.0	0	52	23	728	31.7	2	97						
BLANKENBAKER, K.	1	1	1.0	0	1	1	1	1.0	0	1						
Total	4	109	27.2	0	52											
Opponents	4	91	22.8	0	32											
Interceptions																
MALUIA, Cassh	2	30	15.0	0	30	4	30	7.5	0	30						
HALL, Tyler	1	72	72.0	1	72	4	97	24.2	1	72						
SMITH, Braden	1	27	27.0	0	27	1	27	27.0	0	27						
WEBER, Rome	1	0	0.0	0	0	1	0	0.0	0	0						
WILSON, Logan	1	21	21.0	0	21	7	128	18.3	1	56						
Total	6	150	25.0	1	72											
Opponents	1	0	0.0	0	0											
Fumble Returns																
COLDON, C.J.	1	30	30.0	1	30	1	30	30.0	1	30						
HALLIBURTON, A.	1	79	79.0	0	79	1	79	79.0	0	79						
Total	2	109	54.5	1	79											
Opponents	0	0	0.0	0	0											
All Purpose																
	g	rush	rcv	pr	kr	ir	total	avg/g	g	rush	rcv	pr	kr	ir	total	avg/g
CHAMBERS, Se	5	381	0	0	0	0	381	76.2	9	710	0	0	0	0	710	78.9
SWEN, Titus	5	314	22	0	0	0	336	67.2	5	314	22	0	0	0	336	67.2
CONWAY, Austi	5	10	125	186	0	0	321	64.2	44	270	1031	773	131	0	2205	50.1
SMITH, Trey	4	227	0	0	0	0	227	56.8	4	227	0	0	0	0	227	56.8
VALLADAY, X.	4	225	0	0	0	0	225	56.2	16	621	35	0	0	0	656	41.0
HALL, Tyler	4	0	0	0	108	72	180	45.0	35	0	0	0	728	97	825	23.6
ISMAIL JR, R.	4	13	85	0	0	0	98	24.5	15	11	352	0	0	0	363	24.2
BRENTON, Brett	2	91	0	0	0	0	91	45.5	3	91	0	0	0	0	91	30.3
MARCOTTE, J.	5	0	78	0	0	0	78	15.6	6	0	78	0	0	0	78	13.0
EBERHARDT, A.	5	0	71	0	0	0	71	14.2	22	1	117	0	0	0	118	5.4
HARSHMAN, Jos	5	0	70	0	0	0	70	14.0	32	0	266	0	0	0	266	8.3
GENTRY, Gunne	5	0	57	0	0	0	57	11.4	15	0	57	0	0	0	57	3.8
CROW, Dontae	5	0	44	0	0	0	44	8.8	19	11	49	8	0	0	68	3.6
OKWOLI, John	5	0	31	0	0	0	31	6.2	43	0	199	0	23	0	222	5.2
MALUIA, Cassh	5	0	0	0	0	30	30	6.0	42	0	0	0	0	30	30	0.7
SMITH, Braden	5	0	0	0	0	27	27	5.4	28	0	0	0	0	27	27	1.0
WILSON, Logan	5	0	0	0	0	21	21	4.2	44	0	0	0	0	128	128	2.9
VANDER WAAL,	2	4	0	0	0	0	4	2.0	12	-59	0	0	0	0	-59	-4.9
BLANKENBAKE	5	0	0	0	1	0	1	0.2	17	0	0	0	1	0	1	0.1
TEAM	5	-12	0	0	0	0	-12	-2.4								
Total	5	1253	583	186	109	150	2281	456.2								
Opponents	5	417	1644	88	91	0	2240	448.0								



Wyoming Football
Wyoming Individual Season/Career Statistics (as of Oct 04, 2019)
All games



	SEASON					CAREER				
Kickoffs	no.	yds	avg	tb	ob	no.	yds	avg	tb	ob
ROTHE, Cooper	31	2000	64.5	26	1	234	14430	61.7	113	8
Total	31	2000	64.5	26	1					
Opponents	22	1415	64.3	19	0					

##	Defensive Leaders	gp	ua	a	total	tfl	sack	int	pbu	fr	ff	blk	gp	ua	a	total	tfl	sack	int	pbu	fr	ff	blk
3	HALLIBURTON, A.	5	34	20	54	3.5	1.0	.	1	1	.	.	44	90	57	147	4.0	1.0	.	4	1	1	.
30	WILSON, Logan	5	27	18	45	3.5	.	1	6	.	.	.	44	218	143	361	30.0	6.0	7	13	4	3	.
48	MUMA, Chad	5	18	10	28	2.5	1.0	17	19	11	30	2.5	1.0
88	CRALL, Garrett	5	10	12	22	4.0	3.0	.	2	.	.	.	30	48	45	93	16.0	10.0	.	5	2	2	.
18	BLANKENBAKER, K.	5	13	8	21	0.0	.	.	8	.	.	.	17	35	15	50	0.5	.	.	11	.	.	.
51	BYRD, Solomon	4	8	10	18	5.5	3.5	.	1	1	1	.	7	10	13	23	5.5	3.5	.	1	1	1	.
86	JACKSON, J.	5	6	10	16	4.0	1.5	23	18	34	52	5.5	1.5	.	1	.	.	.
46	MALUIA, Cassh	5	7	9	16	3.0	0.5	2	42	75	78	153	12.5	1.5	4	6	3	2	.
21	COLDON, C.J.	3	11	3	14	1.0	.	.	2	1	.	.	6	17	6	23	1.0	.	.	3	1	.	.
44	JONES, Victor	5	6	8	14	2.5	1.5	16	12	17	29	2.5	1.5
9	HALL, Tyler	4	9	4	13	0.0	.	1	2	.	1	.	35	57	26	83	3.0	.	4	16	1	4	.
8	WEBER, Rome	5	11	2	13	0.0	.	1	1	.	.	.	8	11	2	13	0.0	.	1	1	.	.	.
20	HEARN, Azizi	5	10	2	12	1.0	5	10	2	12	1.0
5	GANDY, Esaias	4	7	3	10	0.5	.	.	2	.	.	.	28	14	8	22	0.5	.	.	2	.	.	.
26	SMITH, Braden	5	4	5	9	0.0	.	1	1	.	.	.	28	11	8	19	0.0	.	1	1	1	1	.
97	MORA, Mario	5	3	6	9	1.5	1.5	.	.	1	1	.	5	3	6	9	1.5	1.5	.	.	1	1	.
94	GODBOUT, Cole	5	4	4	8	2.0	1.0	.	1	.	.	.	5	4	4	8	2.0	1.0	.	1	.	.	.
1W	WELLS-ROSS, D.	5	6	1	7	2.0	2.0	.	.	.	1	.	7	6	1	7	2.0	2.0	.	.	.	1	.
6D	Murry, Jordan	2	6	.	6	0.0	2	6	.	6	0.0
53	HALL, Josiah	3	3	3	6	3.5	2.5	.	.	.	1	.	38	25	32	57	8.0	3.0	.	.	.	1	.
49	LIUFAU, Tegan	5	4	1	5	2.0	1.0	5	4	1	5	2.0	1.0
43	WISDORF, Ben	5	2	2	4	0.0	1	.	34	12	10	22	2.0	1	.
19	EBERHARDT, A.	5	3	.	3	0.0	22	5	2	7	0.0
55	COLE, Claude	3	1	1	2	0.0	3	1	1	2	0.0
41	GALOVICH, Ryan	5	.	1	1	0.0	10	.	1	1	0.0
2	MURRAY, Cameron	5	1	.	1	0.0	5	1	.	1	0.0
1L	LEVINSON, Bryce	4	1	.	1	0.0	4	1	.	1	0.0
32	MOORE, J.	3	.	1	1	0.0	3	.	1	1	0.0
29	LAFAELE, Levi	3	.	1	1	0.0	3	.	1	1	0.0
14	WILLIAMS, Miles	5	.	1	1	0.0	10	1	2	3	0.0
7	SMITH, Trey	4	1	.	1	0.0	4	1	.	1	0.0
47	HARRINGTON, B.	1	.	1	1	0.0	1	.	1	1	0.0
40	ROTHE, Cooper	5	.	1	1	0.0	44	2	5	7	0.0
TM	TEAM	5	.	.	.	0.0	.	.	1	.	.	.											
	Total	5	216	148	364	42	20	6	28	4	6	.											
	Opponents	5	164	166	330	18	3	1	18	1	3	1											

Game-by-Game Rushing

2019 GBG Rushing (Att-Yds-TD)

	Total	MIZZOU	TXST	Idaho	Tulsa	UNLV	SDSU	UNM	Nevada	BSU	USU	CSU	AFA
CHAMBERS, Sean QB	54-381/6	12-120/1	8-50/1	11-26/0	11-83/2	12-102/2							
SWEN, Titus RB	57-314/1	8-45/0	12-57/0	14-52/0	9-24/0	14-136/1							
SMITH, Trey RB	44-227/3	6-16/1	16-54/0	17-152/2	5-5/0	DNP							
VALLADAY, X. RB	43-225/3	15-118/1	10-31/0	DNP	5-18/0	13-58/2							
BRENTON, Brett RB	10-91/0	DNP	DNP	DNP	3-9/0	7-82/0							
ISMAIL JR, R. WR	2-13/1	-	-	2-13/1	-	DNP							
CONWAY, Austin	3-10/0	-	3-10/0	-	-	-							
VANDER WAAL, T. QB	1-4/0	DNP	DNP	DNP	1-4/0	-							
TEAM	6--12/0	1--2/0	-	3--6/0	-	2--4/0							

2018 GBG Rushing (Att-Yds-TD)

	Total	NMSU	WSU	Mizzou	Woff	BSU	Hawai'i	FSU	USU	CSU	SJSU	AFA	UNM
VALLADAY, X.	71-396/3	17-61/0	4-15/0	5-35/0	15-57/0	-	1-3/0	-	1-2/0	-	2-8/0	4-23/1	22-192/2
CHAMBERS, Sean	59-329/2	DNP	DNP	DNP	DNP	DNP	DNP	DNP	19-100/0	22-101/1	17-129/1	1--1/0	DNP
CONWAY, Austin	12-80/1	-	1-9/0	1-2/0	1-6/0	-	-	-	1--1/0	-	4-36/0	3-17/0	1-11/1
EBERHARDT, A.	1-1/0	-	-	-	-	-	-	-	-	-	-	-	1-1/0
BRENTON, Brett	1-0/0	DNP	DNP	DNP	DNP	DNP	DNP	DNP	DNP	DNP	DNP	DNP	1-0/0
ISMAIL JR, R.	4--2/0	-	-	1-1/0	-	1-3/0	-	-	-	2--6/0	DNP	-	-
VANDER WAAL, T.	61--63/2	1-0/0	4--39/0	4--13/0	9-13/0	7--53/0	9--38/0	8-35/0	2--6/0	DNP	DNP	8-22/2	9-16/0

2017 GBG Rushing (Att-Yds-TD)

	Total	Iowa	GWU	OREGON	Hawai'i	TXST	USU	BSU	UNM	CSU	AFA	FSU	SJSU	CMU
CONWAY, Austin	15-70/1	1-3/0	-	-	3--5/1	-	-	2-9/0	-	1-40/0	1-8/0	3-10/0	4-5/0	-

2016 GBG Rushing (Att-Yds-TD)

	NIU	NEB	UCD	EMU	CSU	AF	NEV	BSU	USU	LV	SDSU	NM	SDSU	BYU
CONWAY, A. WR	1-22/0	3-70/0	2--5/0	1--3/0	-	-	2-7/0	3-10/0	1-3/0	1-0/0	2--4/0	1-10/1	-	-

Game-by-Game Receiving

2019 Receiving GBG (Att-Yds-TD)

	Total	Mizzou	TXST	Idaho	Tulsa	UNLV	SDSU	UNM	Nevada	BSU	USU	CSU	AFA
CONWAY, Austin WR	9-125/0	1-15/0	3-11/0	-	3-51/0	2-48/0							
ISMAIL JR, R. WR	4-85/0	2-42/0	-	-	2-43/0	DNP							
MARCOTTE, J. TE	4-78/1	1-13/0	1-22/0	1-23/0	-	1-20/1							
EBERHARDT, A. WR	3-71/1	1-11/0	1-7/0	-	1-53/1	-							
HARSHMAN, Josh TE	2-70/1	-	1-14/0	-	-	1-56/1							
GENTRY, Gunner WR	2-57/0	-	1-44/0	-	1-13/0	-							
CROW, Dontae WR	3-44/0	1-11/0	-	1--1/0	1-34/0	-							
OKWOLI, John WR	4-31/0	-	1-5/0	-	1-6/0	2-20/0							
SWEN, Titus RB	2-22/0	-	-	1-22/0	-	1-0/0							

2018 Receiving GBG (Att-Yds-TD)

	Total	NMSU	WSU	Mizzou	Woff	BSU	Hawai'i	FSU	USU	CSU	SJSU	AFA	UNM
ISMAIL JR, R.	24-267/2	2-10/0	2-21/0	2-32/0	3-29/1	5-66/0	3-19/0	2-46/0	-	2-9/0	DNP	2-20/1	1-15/0
CONWAY, Austin	32-250/1	2-16/0	3-18/0	3-1/0	11-89/0	3-22/0	1-10/0	3-24/0	2-14/0	-	1-10/0	2-34/1	1-12/0
EBERHARDT, A.	5-46/0	-	-	-	1-2/0	-	-	1-5/0	1-9/0	-	-	2-30/0	-
VALLADAY, X.	4-35/0	-	-	-	3-23/0	-	-	-	-	-	-	1-12/0	-
OKWOLI, John	3-31/0	1-7/0	-	2-24/0	-	-	-	-	-	-	-	-	-
HARSHMAN, Josh	4-21/0	1-4/0	-	3-17/0	DNP	DNP	DNP	DNP	DNP	DNP	DNP	DNP	DNP

2017 Receiving GBG (Att-Yds-TD)

	Total	Iowa	GWU	Oregon	Hawai'i	TXST	USU	BSU	UNM	CSU	AFA	FSU	SJSU	CMU
CONWAY, Austin	31-238/1	2-16/0	3-18/0	3-1/0	11-89/0	3-22/0	1-10/0	3-24/0	2-14/0	-	1-10/0	2-34/1	-	-
EBERHARDT, A.	5-46/0	-	-	-	1-2/0	-	-	1-5/0	1-9/0	-	-	2-30/0	-	-
OKWOLI, John	3-31/0	1-7/0	-	2-24/0	-	-	-	-	-	-	-	-	-	-
HARSHMAN, Josh	4-21/0	1-4/0	-	3-17/0	DNP	DNP	DNP	DNP	DNP	DNP	DNP	DNP	DNP	-

2016 Receiving GBG (Att-Yds-TD)

	NIU	NEB	UCD	EMU	CSU	AF	NEV	BSU	USU	LV	SDSU	NM	SDSU	BYU
CONWAY, A.	-	-	-	-	-	4-24/0	2-19/0	1-3/0	2-40/0	-	-	1-11/0	-	1-6/0
HARSHMAN, J.	1-3/0	-	-	-	-	-	-	2-16/0	-	-	-	1-22/0	-	1-9/0

Game-by-Game Passing

2019

#18 Tyler Vander Waal	Att	Comp	Int	Pct	Yards	TD	Long	Sack	Yds	Effic
Tulsa	6	1	0	16.7	21	0	21	0	0	46.1
TOTALS	6	1	0	16.7	21	0	21	0	0	46.1

2018

#18 Tyler Vander Waal	Att	Comp	Int	Pct	Yards	TD	Long	Sack	Yds	Effic
New Mexico State	21	13	0	61.9	137	0	41	0	0	116.7
Washington State	20	8	1	40.0	67	0	23	3	27	58.1
Missouri	28	13	0	46.4	160	0	55	2	17	94.4
Wofford	42	25	1	59.5	224	2	17	3	31	115.3
Boise State	25	15	0	60.0	214	1	72	5	53	145.1
Hawai'i	16	9	0	56.2	87	0	21	5	41	101.9
Fresno State	32	12	1	37.5	117	0	25	1	1	62.0
Utah State	19	7	1	36.8	38	0	13	1	8	43.1
Air Force	26	14	0	53.8	225	2	60	1	7	151.9
New Mexico	17	4	0	23.5	41	0	15	3	19	43.8
TOTALS	246	120	4	48.8	1310	5	72	24	204	97.0

2019

#12 Sean Chambers	Att	Comp	Int	Pct	Yards	TD	Long	Sack	Yds	Effic
Missouri	16	6	0	37.5	92	0	26	0	0	85.8
Texas State	18	8	1	44.4	103	0	44	1	1	81.4
Idaho	12	4	0	33.3	50	0	23	1	8	68.3
Tulsa	25	9	0	36.0	193	1	53	1	5	114.0
UNLV	12	5	0	41.7	124	2	56	0	0	183.5
TOTALS	83	32	1	38.6	562	3	56	3	14	104.9

2018

#12 Sean Chambers	Att	Comp	Int	Pct	Yards	TD	Long	Sack	Yds	Effic
Utah State	5	3	0	60.0	62	0	47	0	0	164.2
Colorado State	10	7	0	70.0	116	2	43	0	0	233.4
San Jose State	8	4	0	50.0	51	1	20	0	0	144.8
Air Force	2	1	0	50.0	37	0	37	0	0	205.4
TOTALS	25	15	0	60.0	266	3	47	0	0	189.0

2019 Game-by-Returning

(Att-Yds)

PUNT RETURNS	Total	Mizzou	TXST	Idaho	Tulsa	UNLV	SDSU	UNM	Nevada	BSU	USU	CSU	AFA
CONWAY, Austin	14-186	3-37	1-7	3-49	1-1	6-92							

KICK RETURNS	Total	Mizzou	TXST	Idaho	Tulsa	UNLV	SDSU	UNM	Nevada	BSU	USU	CSU	AFA
HALL, Tyler	3-108	-	2-72	-	1-36	DNP							
BLANKENBAKER, K.	1-1	-	-	-	-	1-1							

2018 Game-by-Returning

(Att-Yds)

PUNT RETURNS	Total	NMSU	WSU	Mizzou	Woff	BSU	Hawai'i	FSU	USU	CSU	SJSU	AFA	UNM
CONWAY, Austin	17-94	5-26	2-7	-	1-2	2-4	2-11	-	3-42	2-2	5-43	-	5-19

KICK RETURNS	Total	NMSU	WSU	Mizzou	Woff	BSU	Hawai'i	FSU	USU	CSU	AFA	SJSU	UNM
HALL, Tyler	5-112	-	-	1-28	DNP	-	1-28	3-56	-	-	-	-	--

2017 Game-by-Returning

(Att-Yds)

PUNT RETURNS	Total	Iowa	GWU	Oregon	Hawai'i	TXST	USU	BSU	UNM	CSU	AFA	FSU	SJSU	CMU
CONWAY, Austin	22-228	-	3-53	2-16	3-58	4-27	1--1	-	1-2	1-4	1-3	2-1	3-58	1-7
CROW, Dontae	1-8	-	DNP	-	DNP	-	DNP	DNP	-	DNP	DNP	DNP	DNP	1-8

KICK RETURNS	Total	Iowa	GWU	Oregon	Hawai'i	TXST	USU	BSU	UNM	CSU	AFA	FSU	SJSU	CMU
HALL, Tyler	15-508	1-12	-	2-40	2-117	1-95	2-54	-	-	2-45	1-18	1-39	1-28	2-60

Game-by-Game Tackles for Loss

2019 Game-By-Game Tackles for Loss

(Solo-Assist)

	Total	Mizzou	TXST	Idaho	Tulsa	UNLV	SDSU	UNM	Nevada	BSU	USU	CSU	AFU
BYRD, Solomon DL	4-3/5.5	DNP	-	1.5-13	2.5-17	1.5-5	-	-	-	-	-	-	-
JACKSON, J. DL	2-4/4.0	0.5-2	1.0-1	0.5-1	1.5-5	0.5-0	-	-	-	-	-	-	-
CRALL, Garrett DL	2-4/4.0	-	1.5-15	2.0-11	0.5-2	-	-	-	-	-	-	-	-
HALL, Josiah DL	3-1/3.5	2.5-12	-	1.0-9	DNP	DNP	-	-	-	-	-	-	-
WILSON, Logan LB	3-1/3.5	-	1.0-2	1.0-3	0.5-1	1.0-6	-	-	-	-	-	-	-
HALLIBURTON, A. DB	3-1/3.5	1.0-4	-	-	2.5-11	-	-	-	-	-	-	-	-
MALUIA, Cassh LB	2-2/3.0	-	0.5-0	1.0-3	1.5-2	-	-	-	-	-	-	-	-
JONES, Victor DL	0-5/2.5	-	0.5-1	0.5-3	1.5-6	-	-	-	-	-	-	-	-
MUMA, Chad LB	2-1/2.5	-	1.0-1	-	1.5-9	-	-	-	-	-	-	-	-
WELLS-ROSS, D. DL	2-0/2.0	-	-	-	-	2.0-18	-	-	-	-	-	-	-
LIUFAU, Tegan DL	2-0/2.0	-	-	1.0-1	1.0-9	-	-	-	-	-	-	-	-
GODBOUT, Cole DL	2-0/2.0	-	1.0-10	-	-	1.0-1	-	-	-	-	-	-	-
MORA, Mario DL	1-1/1.5	-	1.5-17	-	-	-	-	-	-	-	-	-	-
HEARN, Azizi DB	1-0/1.0	-	-	-	1.0-2	-	-	-	-	-	-	-	-
COLDON, C.J. DB	1-0/1.0	1.0-2	-	-	DNP	DNP	-	-	-	-	-	-	-
GANDY, Esaias DB	0-1/0.5	-	-	0.5-1	DNP	-	-	-	-	-	-	-	-

2018 Game-By-Game Tackles for Loss

(Solo-Assist)

	Total	NMSU	WSU	Mizzou	Woff	BSU	Hawai'i	FSU	USU	CSU	SJSU	AFU	UNM
WILSON, Logan	10-2/11.0	0.5-1	1.0-5	-	-	1.0-1	3.0-6	-	1.0-1	2.5-8	1.0-2	-	1.0-6
CRALL, Garrett	4-5/6.5	1.0-7	1.5-1	-	1.0-10	0.5-0	-	0.5-1	1.0-6	-	0.5-2	-	0.5-1
MALUIA, Cassh	5-2/6.0	-	DNP	2.0-3	-	-	-	1.5-2	0.5-0	-	2.0-2	-	-
HALL, Tyler	2-12.5	-	1.0-1	-	DNP	1.0-3	-	-	-	-	-	-	0.5-0
WINGARD, Andrew	1-3/2.5	-	-	-	-	-	-	-	0.5-1	0.5-0	-	-	1.5-5
HALL, Josiah	2-0/2.0	DNP	DNP	DNP	-	-	-	-	-	2.0-4	-	-	-
HOLT, Ravontae	1-1/1.5	-	-	-	-	-	-	-	1.0-3	0.5-1	-	-	-
HULL, Antonio	1-0/1.0	-	-	-	-	-	-	-	1.0-2	-	-	-	-
BLANKENBAKER, K.	0-1/0.5	-	-	-	-	-	-	-	-	0.5-1	-	-	-
HALLIBURTON, A.	0-1/0.5	-	-	-	-	0.5-0	-	-	-	-	-	-	-

2017 Game-By-Game Tackles for Loss

(Solo-Assist)

	Total	Iowa	GWU	Oregon	Hawai'i	TXST	USU	BSU	UNM	CSU	AFU	FSU	SJSU	CMU
WILSON, Logan LB	8-0/8.0	1.0-4	1.0-1	2.0-4	-	1.0-8	-	-	-	-	-	1.0-1	2.0-2	-
CRALL, Garrett DE	5-1/5.5	-	-	-	-	0.5-1	1.0-8	-	-	1.0-3	-	-	2.0-10	1.0-1
MALUIA, Cassh LB	2-3/3.5	-	-	-	0.5-1	-	1.0-2	-	-	1.0-1	-	-	-	1.0-1
HALL, Josiah DE	2-1/2.5	-	DNP	-	-	0.5-5	-	-	-	1.0-3	-	-	1.0-2	-
WISDORF, Ben LB	2-0/2.0	-	DNP	DNP	-	2.0-5	-	-	-	-	-	-	-	-
JACKSON, J.	1-1/1.5	DNP	-	-	DNP	-	-	0.5-0	-	1.0-1	-	-	-	-
HOLT, Ravontae DL	1-0/1.0	-	1.0-1	-	-	-	-	-	-	-	DNP	DNP	DNP	DNP
HALL, Tyler DB	0-1/0.5	-	-	-	-	-	0.5-1	-	-	-	-	-	-	-

2016 Game-By-Game Tackles for Loss

(Solo-Assist)

	NIU	NEB	UCD	EMU	CSU	AF	NEV	BSU	USU	LV	SDSU	NM	SDSU	BYU
WILSON	1.0-6	-	-	-	-	1.0-16	1.0-5	-	-	2.0-13	-	1.0-1	1.5-4	-
HULL	-	-	1.0-3	1.0-1	-	0.5-0	-	-	-	-	-	-	-	-

Game-by-Game Sacks

2019 Game-by-Game Sacks

(Solo-Assist)

	Total	Mizzou	TXST	Idaho	Tulsa	UNLV	SDSU	UNM	Nevada	BSU	USU	CSU	AFU
BYRD, Solomon DL	3-1/3.5	DNP	-	1.0-12	2.5-17	-	-	-	-	-	-	-	-
CRALL, Garrett DL	2-2/3.0	-	1.5-15	1.5-11	-	-	-	-	-	-	-	-	-
HALL, Josiah DL	2-1/2.5	1.5-7	-	1.0-9	DNP	DNP	-	-	-	-	-	-	-
WELLS-ROSS, D. DL	2-0/2.0	-	-	-	-	2.0-18	-	-	-	-	-	-	-
MORA, Mario DL	1-1/1.5	-	1.5-17	-	-	-	-	-	-	-	-	-	-
JONES, Victor DL	0-3/1.5	-	0.5-1	0.5-3	0.5-4	-	-	-	-	-	-	-	-
JACKSON, J. DL	1-1/1.5	0.5-2	-	-	1.0-5	-	-	-	-	-	-	-	-
GODBOUT, Cole DL	1-0/1.0	-	1.0-10	-	-	-	-	-	-	-	-	-	-
LIUFAU, Tegan DL	1-0/1.0	-	-	-	1.0-9	-	-	-	-	-	-	-	-
HALLIBURTON, A. DB	1-0/1.0	-	-	-	1.0-7	-	-	-	-	-	-	-	-
MUMA, Chad LB	1-0/1.0	-	-	-	1.0-8	-	-	-	-	-	-	-	-
MALUIA, Cassh LB	0-1/0.5	-	0.5-0	-	-	-	-	-	-	-	-	-	-

2018 Game-by-Game Sacks

(Solo-Assist)

	Total	NMSU	WSU	Mizzou	Woff	BSU	Hawai'i	FSU	USU	CSU	SJSU	AFU	UNM
CRALL, Garrett	4-1/4.5	1.0-7	-	-	1.0-10	1.0-0	-	-	1.0-6	-	0.5-2	-	-
WILSON, Logan	2-0/2.0	-	-	-	-	-	1.0-3	-	-	-	-	-	1.0-6

2017 Game-by-Game Sacks

(Solo-Assist)

	Total	Iowa	GWU	Oregon	Hawai'i	TXST	USU	BSU	UNM	CSU	AFU	FSU	SJSU	CMU
CRALL, Garrett DE	2-1/2.5	-	-	-	-	0.5-1	1.0-8	-	-	-	-	-	1.0-5	-
HOLT, Ravontae DL	1-0/1.0	-	1.0-1	-	-	-	-	-	-	-	DNP	DNP	DNP	DNP
MALUIA, Cassh LB	1-0/1.0	-	-	-	-	-	-	-	-	1.0-1	-	-	-	-
WILSON, Logan LB	1-0/1.0	-	-	-	-	1.0-8	-	-	-	-	-	-	-	-
HALL, Josiah DE	0-1/0.5	-	DNP	-	-	0.5-5	-	-	-	-	-	-	-	-

2016 Game-by-Game Sacks

(Solo-Assist)

	NIU	NEB	UCD	EMU	CSU	AF	NEV	BSU	USU	LV	SDSU	NM	SDSU	BYU
WILSON	-	-	-	-	-	1.0-16	1.0-5	-	-	1.0-6	-	-	-	-

CAREER-HIGHS

Rushing

(Att-Yds-TD)

Name	Attempts	Yards	TD's	Long	
CONWAY, Austin	4*	San Jose State, 2018	70 Nebraska, 2016	1 New Mexico, 2016	42 Nebraska, 2016
VALLADAY, Xazavian	22	New Mexico, 2018	192 New Mexico, 2018	2* UNLV, 2018	45 New Mexico, 2018
VANDER WAAL, Tyler	9*	New Mexico, 2018	35 Fresno State, 2018	2 Air Force, 2018	16 Wofford, 2018
CHAMBERS, Sean	22	Colorado State, 2018	129 San Jose State, 2018	2 UNLV, 2019	75 Missouri, 2019
SWEN, Titus	14*	UNLV, 2019	136 UNLV, 2019	1 UNLV, 2019	59 UNLV, 2019
SMITH, Trey	17	Idaho, 2019	152 Idaho, 2019	2 Idaho, 2019	80 Idaho, 2019
ISMAIL, Raghib	2	Idaho, 2019	13 Idaho, 2019	1 Idaho, 2019	12 Idaho, 2019
BRENTON, Brett	7	UNLV, 2019	82 UNLV, 2019	--	41 UNLV, 2019

Receiving

(Att-Yds-TD)

Name	Catches	Yards	TDs	Long	
CONWAY, Austin	11*	Wofford, 2018	135 Gardner-Webb, 2017	1* Air Force, 2018	41 Fresno State, 2017
HARSHMAN, Josh	2*	San José State, 2017	56 UNLV, 2019	1* UNLV, 2019	56 UNLV, 2019
OKWOLI, John	4	Iowa, 2017	41 Iowa, 2017	1 New Mexico, 2017	23 Iowa, 2017
CROW, Dontae	1*	Tulsa, 2019	34 Tulsa, 2019	--	34 Tulsa, 2019
ISMAIL, Raghib	5	Boise State, 2018	66 Boise State, 2018	1* Air Force, 2018	26* Missouri, 2019
VALLADAY, X.	3	Wofford, 2018	23 Wofford, 2018	--	12 Air Force, 2018
EBERHARDT, A.	2	Air Force, 2018	53 Tulsa, 2019	1 Tulsa, 2019	53 Tulsa, 2019
MARCOTTE, Jackson	1*	UNLV, 2019	23 Idaho, 2019	1 UNLV, 2019	23 Idaho, 2019
GENTRY, Gunner	1*	Tulsa, 2019	44 Texas State, 2019	--	44 Texas State, 2019
HARSHMAN, Josh	1	Texas State, 2019	14 Texas State, 2019	--	14 Texas State, 2019
SWEN, Titus	1*	UNLV, 2019	22 Idaho, 2019	--	22 Idaho, 2019

Passing

(Att-Yds-TD)

Name	Completions	Attempts	Yards	TDs	Long	
VANDER Waal, T.	25	Wofford, 2018	42 Wofford, 2018	225 Air Force, 2018	2 Air Force, 2018	60 Air Force, 2018
Sean Chambers	9	Tulsa, 2019	25 Tulsa, 2019	193 Tulsa, 2019	2* UNLV, 2019	56 UNLV, 2019

Returns

(Att-Yds)

Punt Returns

Name	Returns	Yards	TDs	Long	
CONWAY, Austin	6	UNLV, 2019	92 UNLV, 2019	1 UNLV, 2016	60 UNLV, 2016

Kick Returns

Name	Returns	Yards	TDs	Long	
Hall, Tyler	2*	Texas State, 2019	117 Hawai'i, 2017	1* Texas State, 2017	97 Hawai'i, 2017
Conway, Austin	1	Hawai'i, 2018	24 Hawai'i, 2018		24 Hawai'i, 2018
Blankenbaker, Keyon	1	UNLV, 2019	1 UNLV, 2019		1 UNLV, 2019

Game by Game Kicking

2019 Field Goals (Made-ATT)

	Mizzou	TXST	Idaho	Tulsa	UNLV	SDSU	UNM	Nevada	BSU	USU	CSU	AFA
Rothe, Cooper	3-3	3-4	0-2	0-1	2-2							

2018 Field Goals (Made-ATT)

	NMSU	WSU	Mizzou	Woff	BSU	Hawai'i	FSU	USU	CSU	SJSU	AFA	UNM
Rothe, Cooper	2-2	1-1	2-2	1-1	--	2-2	1-1	2-2	2-2	1-2	0-0	1-1

2017 Field Goals (Made-ATT)

	Iowa	GWU	Oregon	Hawai'i	TXST	USU	BSU	UNM	CSU	AFA	FSU	SJSU	CMU
Rothe, Cooper	1-2	2-2	2-2	0-1	1-1	2-2	0-0	0-0	3-3	0-0	0-0	1-2	3-3

2016 Field Goals (Made-ATT)

	NIU	NEB	UCD	EMU	CSU	AF	NEV	BSU	USU	LV	SDSU	NM	SDSU	BYU
Rothe, Cooper	2-4	1-3	1-1	1-2	1-1	0-0	0-1	2-2	1-1	1-1	2-2	0-0	1-2	0-0

Career Kicking

Field Goals (Made-ATT)

	Extra Points	Field Goals	Long
Rothe, Cooper	141-144	52-67 (.776)	51 Missouri, 2018

Tackles (Solo-Assist)

Name	Solo	Assisted	Total Tackles
WILSON	11 Colorado State, 2017	8 Missouri, 2019	14* Colorado State, 2017
HULL	8 Nevada, 2016	5 Colorado State, 2016	10* Colorado State, 2018
HALL, Josiah	3* Colorado State, 2018	3* Fresno State, 2017	4 Fresno State, 2017
MALUIA	6 Missouri, 2018	6 Utah State, 2017	11 Utah State, 2017
HALLIBURTON	13 Missouri, 2019	4 Missouri, 2019	17* Tulsa, 2019
HALL, Tyler	5* Hawai'i, 2018	2* Tulsa, 2019	6* Air Force, 2018
CRALL	4* Idaho, 2019	5 Air Force, 2018	9 Air Force, 2018
HOLT	3 New Mexico, 2018	4 Washington St., 2018	6 Washington St., 2018
JACKSON	4 Air Force, 2017	6 Air Force, 2017	10 Air Force, 2017
WISDORF	4 Texas State, 2017	4 Texas State, 2017	8 Texas State, 2017
SMITH	2* Idaho, 2019	3 Texas State, 2019	5 Texas State, 2019
BLANKENBAKER	6 Hawai'i, 2018	3 Missouri, 2019	7* Missouri, 2019
COLDON	6 Texas State, 2019	2* Texas State, 2019	8 Texas State, 2019
JONES	4 Tulsa, 2019	4 Tulsa, 2019	8 Tulsa, 2019
GANDY	5 Missouri, 2019	3 Idaho, 2019	6 Idaho, 2019
BYRD	3* UNLV, 2019	4 Tulsa, 2019	6* UNLV, 2019
MUMA	5 Missouri, 2019	5 Missouri, 2019	10 Missouri, 2019
WEBER	5 Missouri, 2019	2 Missouri, 2019	7 Missouri, 2019
WELLS-ROSS	3* UNLV, 2019	1 UNLV, 2019	4 UNLV, 2019
MORA	1* Idaho, 2019	4 Texas State, 2019	5 Texas State, 2019
GODBOUT	3 UNLV, 2019	2 Missouri, 2019	3 UNLV, 2019
HEARN	5 Tulsa, 2019	1 UNLV, 2019	5* UNLV, 2019
LIUFAU	3 Idaho, 2019	1 Idaho, 2019	4 Idaho, 2019
LAFAELE	--	1 Idaho, 2019	1 Idaho, 2019
COLE	1 Tulsa, 2019	1 Tulsa, 2019	2 Tulsa, 2019
MURRY	6 UNLV, 2019	--	6 UNLV, 2019
MURRAY	1 UNLV, 2019	--	1 UNLV, 2019
WILLIAMS	--	1 UNLV, 2019	1 UNLV, 2019

Tackles for Loss (Solo-Assist)

Name	Tackles for Loss	Yards
WILSON	3.0 Hawai'i, 2018	16 Air Force, 2016
HULL	1.0* Eastern Michigan, 2016	3 UC Davis, 2016
HOLT	1.0 Gardner-Webb, 2017	1 Gardner-Webb, 2017
MALUIA	2.0* San Jose State, 2018	3 Idaho, 2019
WISDORF	2.0 Texas State, 2017	5 Texas State, 2017
CRALL	2.0* Idaho, 2019	15 Texas State, 2019
JACKSON	2.0 Air Force, 2017	5 Tulsa, 2019
HALL, Josiah	2.0 Colorado State, 2018	9 Idaho, 2019
HALLIBURTON	2.5 Tulsa, 2019	11 Tulsa, 2019
GANDY	0.5 Idaho, 2019	1 Idaho, 2019
COLDON	1.0 Missouri, 2019	2 Missouri, 2019
MORA	1.5 Texas State, 2019	17 Texas State, 2019
GODBOUT	1.0* UNLV, 2019	10 Texas State, 2019
MUMA	1.5 Tulsa, 2019	9 Tulsa, 2019
JONES	1.5 Tulsa, 2019	6 Tulsa, 2019
BYRD	2.5 Tulsa, 2019	17 Tulsa, 2019
LIUFAU	1.0* Tulsa, 2019	9 Tulsa, 2019
HEARN	1.0 Tulsa, 2019	2 Tulsa, 2019
WELLS-ROSS	2.0 UNLV, 2019	18 UNLV, 2019

Sacks (Solo-Assist)

Name	Sacks	Yards
WILSON	1.0* New Mexico, 2018	16 Air Force, 2016
HOLT	1.0 Gardner-Webb, 2017	1 Gardner-Webb, 2017
CRALL	1.5* Idaho, 2019	15 Texas State, 2019
MALUIA	1.0 Colorado State, 2017	1 Colorado State, 2017
HALL, Josiah	1.5 Missouri, 2019	9 Idaho, 2019
JACKSON	1.0 Tulsa, 2019	5 Tulsa, 2019
MORA	1.5 Texas State, 2019	17 Texas State, 2019
GODBOUT	1.0 Texas State, 2019	10 Texas State, 2019
JONES	0.5* Tulsa, 2019	4 Tulsa, 2019
BYRD	2.5 Tulsa, 2019	17 Tulsa, 2019
HALLIBURTON	1.0 Tulsa, 2019	7 Tulsa, 2019
MUMA	1.0 Tulsa, 2019	8 Tulsa, 2019
LIUFAU	1.0 Tulsa, 2019	9 Tulsa, 2019
WELLS-ROSS	2.0 UNLV, 2019	18 UNLV, 2019

* - done multiple times, most recent occurrence listed

^ - 2016 Mountain West Championship Game

Scoring

Wyoming scored...

60 points or more: 66 vs. UNLV (11/12/16)
50-59 points: 53 vs. UNLV (9/28/19)
40-49 points: 42 vs. New Mexico (10/28/17)
30-39 points: 37 vs. Missouri (8/31/19)
20-29 points: 21 vs. Tulsa (9/21/19)
10-19 points: 16 vs. Utah State (10/20/18)
Less than 10 points: 3 vs. Fresno State (10/13/18)
Shutout: 0 vs. TCU (10/9/10)

Opponent scored...

60 points or more: 69 by UNLV (11/12/16)
50-59 points: 52 by Nebraska (9/10/16)
40-49 points: 40 by Missouri (9/8/18)
30-39 points: 31 by Missouri (8/31/19)
20-29 points: 24 by Tulsa (9/21/19)
10-19 points: 17 by UNLV (9/28/19)
Less than 10 points: 3 by New Mexico (11/24/18)
Shutout: 0 by Gardner-Webb (9/9/17)

Rushing

Wyoming Gained...

500 yards: 504 vs. Northern Colorado (11/5/49)
400 yards: 424 vs. San Jose State (11/3/18)
300 yards: 374 vs. UNLV (9/28/19)
200 yards: 237 vs. Idaho (9/14/19)
100 yards: 143 vs. Tulsa (9/21/19)
Less than 100 yards: 81 vs. Boise State (9/29/18)
Less than 0 yards: -21 vs. Boise State (9/18/10)

Opponent Gained...

500 yards: 548 by Wisconsin (10/6/73)
400 yards: 401 by UNLV (11/12/16)
300 yards: 362 by Air Force (11/17/18)
200 yards: 221 by Wofford (9/15/18)
100 yards: 114 by Missouri (8/31/19)
Less than 100 yards: 77 by UNLV (9/28/19)
Less than 0 yards: -9 by NMSU (8/25/18)

Passing

Wyoming Gained...

500 yards: Never (School record of 499 vs. Houston, 1987)
400 yards: 498 vs. Hawai'i (11/23/12)
300 yards: 328 vs. Gardner-Webb (9/9/17)
200 yards: 214 vs. Tulsa (9/21/19)
100 yards: 124 vs. UNLV (9/28/19)
Less than 100 yards: 50 vs. Idaho (9/14/19)

Opponent Gained...

500 yards: 587 by Idaho (8/31/96)
400 yards: 423 by Missouri (8/31/19)
300 yards: 354 by Tulsa (9/21/19)
200 yards: 263 by UNLV (9/28/19)
100 yards: 173 by San Jose State (11/3/18)
Less than 100 yards: 34 by New Mexico (11/24/18)

Total Offense

Wyoming Gained...

700 yards total offense: 793 vs. Hawai'i (11/23/13)
600 yards total offense: 694 vs. Fresno State (11/1/14)
500 yards total offense: 528 vs. Utah State (11/5/16)
400 yards total offense: 498 vs. UNLV (9/28/19)
300 yards total offense: 357 vs. Tulsa (9/21/19)
200 yards total offense: 287 vs. Idaho (9/14/19)
100 yards total offense: 183 vs. Oregon (9/16/17)

Opponent Gained...

600 yards total offense: 601 by Missouri (9/8/18)
500 yards total offense: 537 by Missouri (8/31/19)
400 yards total offense: 437 by Tulsa (9/21/19)
300 yards total offense: 340 by UNLV (9/28/19)
200 yards total offense: 244 by San Jose State (11/3/18)
100 yards total offense: 194 by Utah State (10/20/18)
Less Than 100 Yards: 87 by New Mexico (11/24/18)

First Downs

Wyoming Gained...

30 first downs: 34 vs. Hawai'i (11/23/13)
25 first downs: 25 vs. Utah State (11/5/16)
20 first downs: 20 vs. New Mexico (11/24/18)
15 first downs: 18 vs. UNLV (9/28/19)
10 first downs: 14 vs. Fresno State (10/13/18)
Less than 10 first downs: 8 vs. TCU (10/9/10)

Opponent Gained...

35 first downs: 35 by Ole Miss (9/25/04)
30 first downs: 33 by Missouri (9/8/18)
25 first downs: 27 by Tulsa (9/21/19)
20 first downs: 21 by Idaho (9/14/19)
15 first downs: 19 by UNLV (9/28/19)
10 first downs: 11 by Utah State (10/20/18)
Less than 10 first downs: 6 by New Mexico (11/24/18)

Passing Attempts

Wyoming attempted...

65 passes: 67 vs. Air Force (9/19/92)
55 passes: 55 vs. San Diego State (11/19/05)
50 passes: 50 vs. Texas (9/12/09)
45 passes: 48 vs. Hawai'i (11/23/13)
40 passes: 42 vs. Wofford (9/15/18)
35 passes: 38 at San Jose State (11/25/17)
30 passes: 32 vs. Tulsa (9/21/19)
25 passes: 29 vs. Air Force (11/17/18)
20 passes: 24 vs. Utah State (10/20/18)
10 passes: 12 vs. UNLV (9/28/19)

Opponent attempted...

55 passes: 57 by Washington State (9/1/18)
50 passes: 50 by Tulsa (9/21/19)
45 passes: 48 by Missouri (8/31/19)
40 passes: 44 by UNLV (9/28/19)
35 passes: 39 by Utah State (10/14/17)
30 passes: 34 vs. Idaho (9/14/19)
25 passes: 28 by Utah State (10/20/18)
20 passes: 23 by Fresno State (11/18/17)
15 passes: 17 by New Mexico (11/24/18)
10 passes: 10 by Air Force (10/10/15)
5 passes: 9 by Air Force (11/17/18)
Less than 5 passes: 4 by Air Force (9/6/08)

Pass Completions

Wyoming completed...

35 passes: 35 vs. Air Force (9/21/13)
30 passes: 30 vs. New Mexico (9/26/15)
25 passes: 25 vs. Washington State (9/19/15)
20 passes: 24 vs. Wofford (9/15/18)
15 passes: 15 vs. Air Force (11/17/18)
10 passes: 10 vs. Tulsa (9/21/19)
Less than 10 passes: 5 vs. UNLV (9/28/19)

Opponent completed...

35 passes: 38 by Washington State (9/1/18)
30 passes: 33 by Texas State (9/7/19)
25 passes: 25 by Tulsa (9/21/19)
20 passes: 22 by UNLV (9/28/19)
15 passes: 16 vs. Idaho (9/14/19)
10 passes: 12 by Utah State (10/20/18)
Less than 10 passes: 3 by New Mexico (11/24/18)

Total Plays

Wyoming ran...

95 offensive plays: 98 vs. Hawai'i (11/23/13)
90 offensive plays: 94 vs. New Mexico (11/29/14)
80 offensive plays: 81 at San Jose State (11/25/17)
70 offensive plays: 72 vs. New Mexico (11/24/18)
60 offensive plays: 60 vs. UNLV (9/28/19)
50 offensive plays: 59 vs. Idaho (9/14/19)
40 offensive plays: 48 vs. Hawai'i (9/23/17)

Opponent ran...

100 offensive plays: 100 by Ole Miss (9/25/04)
95 offensive plays: 95 by Oregon (9/16/17)
90 offensive plays: 93 by Tulsa (9/21/19)
80 offensive plays: 89 by Boise State (9/29/18)
70 offensive plays: 77 vs. UNLV (9/28/19)
60 offensive plays: 61 by Utah State (10/20/18)
50 offensive plays: 51 by New Mexico (11/24/18)
40 offensive plays: 49 by NMSU (8/25/18)

Miscellaneous Team Last Times

Had 400 Total Yards in a Half

Wyoming: 491 vs. Hawai'i, first half (11/23/13)
Opponent: 409 by Boise State, first half (11/18/10)

Had 300 Total Yards in a Half

Wyoming: 315 vs. Utah State, first half (11/5/16)
Opponent: 307 by Missouri, first half (9/8/18)

Seven Turnovers Forced in a Game

Wyoming: 8, Wyoming forced eight Central Michigan Turnovers (12/22/17) (Four Interceptions and Four fumble recoveries)
Opponent: 7, Ohio forced seven Wyoming turnovers (9/22/07) (Five interceptions and two fumble recoveries)

Six Turnovers Forced in a Game

Wyoming: 6 vs. Bowling Green (9/17/11) (Two interceptions and four fumble recoveries)
Opponents: 6, Nebraska forced six Wyoming turnovers (9/10/16) (five interceptions and one fumble recoveries)

Five Turnovers Forced in a Game

Wyoming: 5 vs. Utah State (10/14/17) (Three interception and Two fumble recoveries)
Opponents: 5, Utah forced five Wyoming turnovers (10/11/08) (Three interceptions and two fumble recoveries)

Four Turnovers Forced in a Game

Wyoming: 4 at Iowa (9/2/17) (one interception and three fumbles)
Opponents: 4, Colorado State forced four Wyoming turnovers (11/7/15) (one interception and three fumble recoveries)

Six Interceptions Forced in a Game

Wyoming: NA
Opponent: 6, San Diego State intercepted six passes vs. Wyoming (11/17/01)

Five Interceptions Forced in a Game

Wyoming: 5 vs. New Mexico (10/28/17)
Opponent: 5, Nebraska intercepted five passes vs. Wyoming (9/10/16)

Four Interceptions Forced in a Game

Wyoming: 4 vs. Central Michigan (12/22/17)
Opponents: 4 by Bowling Green (9/27/08)

Three Interceptions Forced in a Game

Wyoming: 3 vs. UNLV (9/28/19)
Opponents: 3 by Temple (12/17/11)

Four Fumble Recoveries in a Game

Wyoming: 4 vs. Central Michigan (12/22/17)
Opponent: 4 by Air Force (9/6/08)

Three Fumble Recoveries in a Game

Wyoming: 3 vs. Iowa (9/2/17)
Opponent: 3 by Colorado State (11/7/15)

Scored 40 Points in a Half

Wyoming: 42 vs. New Mexico, first half (10/28/17)
Opponent: 42 by Oregon, first half (9/16/17)

Scored 30 Points in a Half

Wyoming: 33 vs. UNLV, first half (9/28/19)
Opponent: 30 by UNLV, first half (11/12/16)

Scored 20 Points in a Half

Wyoming: 27 in first half vs. Missouri (8/31/19)
Opponent: 21 by Colorado State, second half (10/26/18)

Scored 20 Points in a Quarter

Wyoming: 20 vs. UNLV, fourth quarter (9/28/19)
Opponent: 21 by Washington State, fourth quarter (9/1/18)

Shutouts

Wyoming shutout an opponent: 27-0 vs. Gardner-Webb (9/9/17)
An opponent shutout Wyoming: 0-45 by TCU (10/9/10)

Had a Shutout in a Half

Wyoming: Wyoming shut out Texas State in second half (9/7/19)
Opponent: Boise State shut out Wyoming in first half (9/18/18)

Tie Games

The last time Wyoming played in a tie game:
 28-28 vs. UTEP (9/28/91)

INDIVIDUAL LAST TIMES

- 200 Yards Rushing**
Wyoming: 289 Brian Hill, Nevada (10/22/16)
Opponent: 201 Kapri Bibbs, Colorado State (10/19/13)
- 150 Yards Rushing**
Wyoming: 152 by Trey Smith, Idaho (9/14/19)
Opponent: 157, Royce Freeman, Oregon (9/16/17)
- 100 Yards Rushing**
Wyoming: 136 by Titus Swen and 102 by Sean Chambers vs. UNLV (9/28/19)
Opponent: 109, D Thompson, Utah State (10/20/18)
- Three Players Same Team with 100-yards Rushing**
Wyoming: 151 Alvester Alexander, 122 Robert Herron and 119 Austyn Carta-Samuels vs. New Mexico (11/6/10)
Opponent: NA
- Two Players Same Team with 100-yards Rushing**
Wyoming: 136 by Titus Swen and 102 by Sean Chambers vs. UNLV (9/28/19)
Opponent: 128, Kadin Remsberg, Air Force (11/17/18), 116, Cole Fagan, Air Force (11/17/18)
- 500 Yards Passing**
Wyoming: N/A
Opponent: 542 Ryan Fien, Idaho (8/31/96)
- 400 Yards Passing**
Wyoming: 498 Brett Smith vs. Hawai'i (11/23/13)
Opponent: 423 Kelly Bryant of Missouri (8/31/19)
- 300 Yards Passing**
Wyoming: 328 Josh Allen vs. Gardner-Webb (9/9/17)
Opponent: 394 Gresch Jensen of Texas State (9/7/19)
- 200 Yards Receiving**
Wyoming: 219 Chris McNeill vs. Idaho in overtime (9/22/12)
Opponent: 226 Jimmy Young, TCU (10/25/08)
- 100 Yards Receiving**
Wyoming: 106 by C.J. Johnson vs. San Jose State (11/25/17)
Opponent: 126 Preston Williams, Colorado State (10/26/18)
- Three Players Same Team with 100-yards Receiving**
Wyoming: N/A
Opponent: 171 Tyler Winston, 129 Chandler Jones and 119 Billy Freeman, San Jose State (10/26/13)
- Two Players Same Team with 100-yards Receiving**
Wyoming: 135 Austin Conway vs. Gardner-Webb (9/9/17) 130 C.J. Johnson vs. Gardner-Webb (9/9/17)
Opponent: 109 Alonzo Moore and 105 Jordan Westerkamp of Nebraska (9/10/16)
- Three or More Touchdown Passes Thrown**
Wyoming: 3 by Josh Allen vs. Central Michigan (12/22/17)
Opponent: 4 by Drew Lock Missouri (9/8/18)
- Three or More Receiving Touchdowns**
Wyoming: 3 by Tanner Gentry at UNLV (11/12/16)
Opponent: 4 by Chris Gant, Hawai'i (11/23/13)
- Four or More Rushing Touchdowns:**
Wyoming: 5 by Alvester Alexander vs. Colorado State (11/20/10)
Opponent: 4 by Adam Muema, San Diego State (11/24/12)
- Three Rushing Touchdowns:**
Wyoming: 3 by Brian Hill at UNLV (11/12/16)
Opponent: 3 by Royce Freeman, Oregon, 9/16/17
- Three Interceptions by One Player in the Same Game**
Wyoming: 3 by Shamiel Gary vs. Weber State (9/5/09)
Opponent: NA
- Two Interceptions by One Player in the Same Game**
Wyoming: 2 by Andrew Wingard vs. New Mexico (10/28/17)
Opponent: 2 by Dakari Monroe of San Jse State (11/25/17)
- Three Fumble Recoveries by One Player in the Same Game**
Wyoming: NA
Opponent: 3 by Justin Luetterodt, Brigham Young (11/12/05)

Miscellaneous Individual Last Times

- Punt Return for a Touchdown**
Wyoming: Austin Conway vs. UNLV, 60 yards (11/12/16)
Opponent: Donte Deayon, Boise State, 75 yards (11/22/14)
- Kickoff Return for a Touchdown**
Wyoming: Tyler Hall vs. Texas State, 95 yards (9/30/17)
Opponent: Savon Scarver, Utah State, 99 yards (10/20/18)
- Interception Return for a Touchdown**
Wyoming: Tyler Hall vs Texas State, 72 yards (9/7/19)
Opponent: K. Williams, Nebraska, 23 yards (9/10/16)
- Two Interception Returns for Touchdowns by the Same Team**
Wyoming: Marcus Epps vs. Eastern Michigan, 66 yards (9/23/16)
 Logan Wilson vs. Eastern Michigan, 27 yards (9/23/16)
Opponent: Stephen Persley, New Mexico, 6 yards (10/6/01)
 David Crockett, New Mexico, 17 yards (10/6/01)
- Fumble Return for a Touchdown**
Wyoming: C.J. Coldon vs. Missouri, 30 yards (8/31/19)
Opponent: K Culberson, UC Davis, 21 yards (9/17/16)
- Recovered Fumble in End Zone for a Touchdown**
Wyoming: Logan Wilson vs. UNLV (11/12/16)
Opponent: Shea McClellin, Boise State, (9/18/10)
- Fake Punt for a Touchdown**
Wyoming: Brett Ralph vs. Nevada, 35 yards (9/23/00)
Opponent: N/A
- Blocked Punt Return for a Touchdown**
Wyoming: Ghaalii Muhammad vs. Texas, 6 yards (9/12/09)
 (Punt blocked by Luke Ruff)
Opponent: Jon roquemore, Utah state, 14 yards (10/30/15)
- Blocked Field Goal for a Touchdown**
Wyoming: N/A
Opponent: Sidney Hodge, UNLV, 53 yards (11/17/12)
- Safety**
Wyoming: Jevon Bigelow vs. Washington St. (9/1/18)
Opponent: Team, BYU (10/23/10)



Individual Career History



BLANKENBAKER, K.

KICK RETURNS	g	no.	yards	td	long	avg/r	avg/g
2018	12	0	0	0	0	0.0	0.0
2019	5	1	1	0	1	1.0	0.2
TOTAL	17	1	1	0	1	1.0	0.1

ALL PURPOSE	g	rush	rcv	pr	kr	ir	total	avg/g
2018	12	0	0	0	0	0	0	0.0
2019	5	0	0	0	1	0	1	0.2
TOTAL	17	0	0	0	1	0	1	0.1

TACKLES	g	ua	a	total	tfl	pd	ff	fr	blk	qbh
2018	12	22	7	29	0.5-1	3	0	0	0	0
2019	5	13	8	21	0.0-0	8	0	0	0	0
TOTAL	17	35	15	50	0.5-1	11	0	0	0	0

BYRD, Solomon

TACKLES	g	ua	a	total	tfl	pd	ff	fr	blk	qbh
2018	3	2	3	5	0.0-0	0	0	0	0	0
2019	4	8	10	18	5.5-35	1	1	1	0	3
TOTAL	7	10	13	23	5.5-35	1	1	1	0	3

SACKS	g	ua	a	total	yards
2018	3	0	0	0.0	0
2019	4	3	1	3.5	29
TOTAL	7	3	1	3.5	29

CHAMBERS, Sean

RUSHING	g	att	yards	td	long	avg/c	avg/g
2018	4	59	329	2	64	5.6	82.2
2019	5	54	381	6	75	7.1	76.2
TOTAL	9	113	710	8	75	6.3	78.9

PASSING	g	cmp-att-int	yards	td	long	pct	avg/p	avg/g	effic
2018	4	15-25-0	266	3	47	60.0	10.6	66.5	189.0
2019	5	32-83-1	562	3	56	38.6	6.8	112.4	104.9
TOTAL	9	47-108-1	828	6	56	43.5	7.7	92.0	124.4

TOTAL OFFENSE	g	rush	pass	total	avg/g
2018	4	329	266	595	148.8
2019	5	381	562	943	188.6
TOTAL	9	710	828	1538	170.9

SCORING	g	td	rush	rcv	ret	pat	2pat	fg	total	avg/g
2018	4	2	2	0	0	0	0	0	12	3.0
2019	5	6	6	0	0	0	0	0	36	7.2
TOTAL	9	8	8	0	0	0	0	0	48	5.3

ALL PURPOSE	g	rush	rcv	pr	kr	ir	total	avg/g
2018	4	329	0	0	0	0	329	82.2
2019	5	381	0	0	0	0	381	76.2
TOTAL	9	710	0	0	0	0	710	78.9



Individual Career History



CONWAY, Austin

RUSHING	g	att	yards	td	long	avg/c	avg/g
2016	14	17	110	1	42	6.5	7.9
2017	13	15	70	1	40	4.7	5.4
2018	12	12	80	1	19	6.7	6.7
2019	5	3	10	0	5	3.3	2.0
TOTAL	44	47	270	3	42	5.7	6.1

PASSING	g	cmp-att-int	yards	td	long	pct	avg/p	avg/g	effic
2016	14	1-1-0	4	1	4	100.0	4.0	0.3	463.6
2017	13	2-2-0	22	0	20	100.0	11.0	1.7	192.4
2018	12	0-1-0	0	0	0	0.0	0.0	0.0	0.0
2019	5	0-1-0	0	0	0	0.0	0.0	0.0	0.0
TOTAL	44	3-5-0	26	1	20	60.0	5.2	0.6	169.7

TOTAL OFFENSE	g	rush	pass	total	avg/g
2016	14	110	4	114	8.1
2017	13	70	22	92	7.1
2018	12	80	0	80	6.7
2019	5	10	0	10	2.0
TOTAL	44	270	26	296	6.7

RECEIVING	g	rec	yards	td	long	rec/g	avg/c	avg/g
2016	14	11	103	0	24	0.8	9.4	7.4
2017	13	62	553	3	41	4.8	8.9	42.5
2018	12	32	250	1	22	2.7	7.8	20.8
2019	5	9	125	0	28	1.8	13.9	25.0
TOTAL	44	114	1031	4	41	2.6	9.0	23.4

SCORING	g	td	rush	rcv	ret	pat	2pat	fg	total	avg/g
2016	14	2	1	0	1	0	0	0	12	0.9
2017	13	4	1	3	0	0	0	0	24	1.8
2018	12	2	1	1	0	0	0	0	12	1.0
2019	5	0	0	0	0	0	0	0	0	0.0
TOTAL	44	8	3	4	1	0	0	0	48	1.1

PUNT RETURNS	g	no.	yards	td	long	avg/r	avg/g
2016	14	31	203	1	60	6.5	14.5
2017	13	22	228	0	55	10.4	17.5
2018	12	27	156	0	31	5.8	13.0
2019	5	14	186	0	45	13.3	37.2
TOTAL	44	94	773	1	60	8.2	17.6

KICK RETURNS	g	no.	yards	td	long	avg/r	avg/g
2016	14	2	47	0	28	23.5	3.4
2017	13	0	0	0	0	0.0	0.0
2018	12	4	84	0	30	21.0	7.0
2019	5	0	0	0	0	0.0	0.0
TOTAL	44	6	131	0	30	21.8	3.0

ALL PURPOSE	g	rush	rcv	pr	kr	ir	total	avg/g
2016	14	110	103	203	47	0	463	33.1
2017	13	70	553	228	0	0	851	65.5
2018	12	80	250	156	84	0	570	47.5
2019	5	10	125	186	0	0	321	64.2
TOTAL	44	270	1031	773	131	0	2205	50.1

TACKLES	g	ua	a	total	tfl	pd	ff	fr	blk	qbh
2016	14	0	0	0	0.0-0	0	0	0	0	0
2017	13	1	0	1	0.0-0	0	0	0	0	0
2018	12	0	0	0	0.0-0	0	0	0	0	0
2019	5	0	0	0	0.0-0	0	0	0	0	0
TOTAL	44	1	0	1	0.0-0	0	0	0	0	0



Individual Career History



CRALL, Garrett

KICK RETURNS	g	no.	yards	td	long	avg/r	avg/g
2016	0	0	0	0	0	0.0	0.0
2017	13	1	0	0	0	0.0	0.0
2018	12	0	0	0	0	0.0	0.0
2019	5	0	0	0	0	0.0	0.0
TOTAL	30	1	0	0	0	0.0	0.0

ALL PURPOSE	g	rush	rcv	pr	kr	ir	total	avg/g
2016	0	0	0	0	0	0	0	0.0
2017	13	0	0	0	0	0	0	0.0
2018	12	0	0	0	0	0	0	0.0
2019	5	0	0	0	0	0	0	0.0
TOTAL	30	0	0	0	0	0	0	0.0

TACKLES	g	ua	a	total	tfl	pd	ff	fr	blk	qbh
2016	0	0	0	0	0.0-0	0	0	0	0	0
2017	13	19	14	33	5.5-23	2	1	1	0	0
2018	12	19	19	38	6.5-28	1	1	1	0	2
2019	5	10	12	22	4.0-28	2	0	0	0	3
TOTAL	30	48	45	93	16.0-79	5	2	2	0	5

SACKS	g	ua	a	total	yards
2016	0	0	0	0.0	0
2017	13	2	1	2.5	14
2018	12	4	1	4.5	25
2019	5	2	2	3.0	26
TOTAL	30	8	4	10.0	65

GALOVICH, Ryan

PUNTING	g	no.	yards	long	avg
2017	0	0	0	0	0.0
2018	5	13	493	68	37.9
2019	5	31	1332	64	43.0
TOTAL	10	44	1825	68	41.5

TACKLES	g	ua	a	total	tfl	pd	ff	fr	blk	qbh
2017	0	0	0	0	0.0-0	0	0	0	0	0
2018	5	0	0	0	0.0-0	0	0	0	0	0
2019	5	0	1	1	0.0-0	0	0	0	0	0
TOTAL	10	0	1	1	0.0-0	0	0	0	0	0



Individual Career History



HALL, Josiah

TACKLES	g	ua	a	total	tfl	pd	ff	fr	blk	qbh
2015	0	0	0	0	0.0-0	0	0	0	0	0
2016	14	6	13	19	0.0-0	0	0	0	0	0
2017	12	12	12	24	2.5-10	0	0	0	0	1
2018	9	4	4	8	2.0-4	0	0	0	0	0
2019	3	3	3	6	3.5-21	0	1	0	0	0
TOTAL	38	25	32	57	8.0-35	0	1	0	0	1

SACKS	g	ua	a	total	yards
2015	0	0	0	0.0	0
2016	14	0	0	0.0	0
2017	12	0	1	0.5	5
2018	9	0	0	0.0	0
2019	3	2	1	2.5	16
TOTAL	38	2	2	3.0	21

HALL, Tyler

SCORING	g	td	rush	rcv	ret	pat	2pat	fg	total	avg/g
2016	7	0	0	0	0	0	0	0	0	0.0
2017	13	2	0	0	2	0	0	0	12	0.9
2018	11	0	0	0	0	0	0	0	0	0.0
2019	4	1	0	0	1	0	0	0	6	1.5
TOTAL	35	3	0	0	3	0	0	0	18	0.5

KICK RETURNS	g	no.	yards	td	long	avg/r	avg/g
2016	7	0	0	0	0	0.0	0.0
2017	13	15	508	2	97	33.9	39.1
2018	11	5	112	0	28	22.4	10.2
2019	4	3	108	0	52	36.0	27.0
TOTAL	35	23	728	2	97	31.7	20.8

INTERCEPTIONS	g	no.	yards	td	long	avg/r	avg/g
2016	7	0	0	0	0	0.0	0.0
2017	13	2	-1	0	0	-0.5	-0.1
2018	11	1	26	0	26	26.0	2.4
2019	4	1	72	1	72	72.0	18.0
TOTAL	35	4	97	1	72	24.2	2.8

ALL PURPOSE	g	rush	rcv	pr	kr	ir	total	avg/g
2016	7	0	0	0	0	0	0	0.0
2017	13	0	0	0	508	-1	507	39.0
2018	11	0	0	0	112	26	138	12.5
2019	4	0	0	0	108	72	180	45.0
TOTAL	35	0	0	0	728	97	825	23.6

TACKLES	g	ua	a	total	tfl	pd	ff	fr	blk	qbh
2016	7	1	0	1	0.0-0	1	0	0	0	0
2017	13	19	11	30	0.5-1	6	2	0	0	0
2018	11	28	11	39	2.5-4	10	1	1	0	0
2019	4	9	4	13	0.0-0	3	1	0	0	0
TOTAL	35	57	26	83	3.0-5	20	4	1	0	0



Individual Career History



HALLIBURTON, A.

ALL PURPOSE	g	rush	rcv	pr	kr	ir	total	avg/g
2016	14	0	0	0	0	0	0	0.0
2017	13	0	0	0	0	0	0	0.0
2018	12	0	0	0	0	0	0	0.0
2019	5	0	0	0	0	0	0	0.0
TOTAL	44	0	0	0	0	0	0	0.0

TACKLES	g	ua	a	total	tfl	pd	ff	fr	blk	qbh
2016	14	7	4	11	0.0-0	0	0	0	0	0
2017	13	10	11	21	0.0-0	1	0	0	0	0
2018	12	39	22	61	0.5-0	2	1	0	0	0
2019	5	34	20	54	3.5-15	1	0	1	0	1
TOTAL	44	90	57	147	4.0-15	4	1	1	0	1

SACKS	g	ua	a	total	yards
2016	14	0	0	0.0	0
2017	13	0	0	0.0	0
2018	12	0	0	0.0	0
2019	5	1	0	1.0	7
TOTAL	44	1	0	1.0	7

HARSHMAN, Josh

RECEIVING	g	rec	yards	td	long	rec/g	avg/c	avg/g
2015	11	2	39	1	26	0.2	19.5	3.5
2017	13	12	136	0	31	0.9	11.3	10.5
2018	3	4	21	0	11	1.3	5.2	7.0
2019	5	2	70	1	56	0.4	35.0	14.0
TOTAL	32	20	266	2	56	0.6	13.3	8.3

SCORING	g	td	rush	rcv	ret	pat	2pat	fg	total	avg/g
2015	11	1	0	1	0	0	0	0	6	0.5
2017	13	0	0	0	0	0	0	0	0	0.0
2018	3	0	0	0	0	0	0	0	0	0.0
2019	5	1	0	1	0	0	0	0	6	1.2
TOTAL	32	2	0	2	0	0	0	0	12	0.4

ALL PURPOSE	g	rush	rcv	pr	kr	ir	total	avg/g
2015	11	0	39	0	0	0	39	3.5
2017	13	0	136	0	0	0	136	10.5
2018	3	0	21	0	0	0	21	7.0
2019	5	0	70	0	0	0	70	14.0
TOTAL	32	0	266	0	0	0	266	8.3

TACKLES	g	ua	a	total	tfl	pd	ff	fr	blk	qbh
2015	11	0	0	0	0.0-0	0	0	0	0	0
2017	13	1	0	1	0.0-0	0	0	0	0	0
2018	3	0	0	0	0.0-0	0	0	0	0	0
2019	5	0	0	0	0.0-0	0	0	0	0	0
TOTAL	32	1	0	1	0.0-0	0	0	0	0	0



Individual Career History



ISMAIL JR, R.

RUSHING	g	att	yards	td	long	avg/c	avg/g
2018	11	4	-2	0	6	-0.5	-0.2
2019	4	2	13	1	12	6.5	3.2
TOTAL	15	6	11	1	12	1.8	0.7

TOTAL OFFENSE	g	rush	pass	total	avg/g
2018	11	-2	0	-2	-0.2
2019	4	13	0	13	3.2
TOTAL	15	11	0	11	0.7

RECEIVING	g	rec	yards	td	long	rec/g	avg/c	avg/g
2018	11	24	267	2	26	2.2	11.1	24.3
2019	4	4	85	0	26	1.0	21.2	21.2
TOTAL	15	28	352	2	26	1.9	12.6	23.5

SCORING	g	td	rush	rcv	ret	pat	2pat	fg	total	avg/g
2018	11	2	0	2	0	0	0	0	12	1.1
2019	4	1	1	0	0	0	0	0	6	1.5
TOTAL	15	3	1	2	0	0	0	0	18	1.2

ALL PURPOSE	g	rush	rcv	pr	kr	ir	total	avg/g
2018	11	-2	267	0	0	0	265	24.1
2019	4	13	85	0	0	0	98	24.5
TOTAL	15	11	352	0	0	0	363	24.2

JACKSON, J.

TACKLES	g	ua	a	total	tfl	pd	ff	fr	blk	gbh
2017	11	8	16	24	1.5-1	0	0	0	0	0
2018	7	4	8	12	0.0-0	1	0	0	0	0
2019	5	6	10	16	4.0-9	0	0	0	0	3
TOTAL	23	18	34	52	5.5-10	1	0	0	0	3

SACKS	g	ua	a	total	yards
2017	11	0	0	0.0	0
2018	7	0	0	0.0	0
2019	5	1	1	1.5	7
TOTAL	23	1	1	1.5	7

JONES, Victor

TACKLES	g	ua	a	total	tfl	pd	ff	fr	blk	gbh
2017	0	0	0	0	0.0-0	0	0	0	0	0
2018	11	6	9	15	0.0-0	0	0	0	0	0
2019	5	6	8	14	2.5-10	0	0	0	0	0
TOTAL	16	12	17	29	2.5-10	0	0	0	0	0

SACKS	g	ua	a	total	yards
2017	0	0	0	0.0	0
2018	11	0	0	0.0	0
2019	5	0	3	1.5	8
TOTAL	16	0	3	1.5	8



Individual Career History



VALLADAY, X.

RUSHING	g	att	yards	td	long	avg/c	avg/g
2018	12	71	396	3	45	5.6	33.0
2019	4	43	225	3	61	5.2	56.2
TOTAL	16	114	621	6	61	5.4	38.8

TOTAL OFFENSE	g	rush	pass	total	avg/g
2018	12	396	0	396	33.0
2019	4	225	0	225	56.2
TOTAL	16	621	0	621	38.8

RECEIVING	g	rec	yards	td	long	rec/g	avg/c	avg/g
2018	12	4	35	0	12	0.3	8.8	2.9
2019	4	0	0	0	0	0.0	0.0	0.0
TOTAL	16	4	35	0	12	0.2	8.8	2.2

SCORING	g	td	rush	rcv	ret	pat	2pat	fg	total	avg/g
2018	12	3	3	0	0	0	0	0	18	1.5
2019	4	3	3	0	0	0	0	0	18	4.5
TOTAL	16	6	6	0	0	0	0	0	36	2.2

ALL PURPOSE	g	rush	rcv	pr	kr	ir	total	avg/g
2018	12	396	35	0	0	0	431	35.9
2019	4	225	0	0	0	0	225	56.2
TOTAL	16	621	35	0	0	0	656	41.0

TACKLES	g	ua	a	total	tfl	pd	ff	fr	blk	qbh
2018	12	2	0	2	0.0-0	0	0	0	0	0
2019	4	0	0	0	0.0-0	0	0	0	0	0
TOTAL	16	2	0	2	0.0-0	0	0	0	0	0



Individual Career History



VANDER WAAL, T.

RUSHING	g	att	yards	td	long	avg/c	avg/g
2017	0	0	0	0	0	0.0	0.0
2018	10	61	-63	2	19	-1.0	-6.3
2019	2	1	4	0	4	4.0	2.0
TOTAL	12	62	-59	2	19	-1.0	-4.9

PASSING	g	cmp-att-int	yards	td	long	pct	avg/p	avg/g	effic
2017	0	0-0-0	0	0	0	0.0	0.0	0.0	0.0
2018	10	120-246-4	1310	5	72	48.8	5.3	131.0	97.0
2019	2	1-6-0	21	0	21	16.7	3.5	10.5	46.1
TOTAL	12	121-252-4	1331	5	72	48.0	5.3	110.9	95.8

TOTAL OFFENSE	g	rush	pass	total	avg/g
2017	0	0	0	0	0.0
2018	10	-63	1310	1247	124.7
2019	2	4	21	25	12.5
TOTAL	12	-59	1331	1272	106.0

SCORING	g	td	rush	rcv	ret	pat	2pat	fg	total	avg/g
2017	0	0	0	0	0	0	0	0	0	0.0
2018	10	2	2	0	0	0	0	0	12	1.2
2019	2	0	0	0	0	0	0	0	0	0.0
TOTAL	12	2	2	0	0	0	0	0	12	1.0

ALL PURPOSE	g	rush	rcv	pr	kr	ir	total	avg/g
2017	0	0	0	0	0	0	0	0.0
2018	10	-63	0	0	0	0	-63	-6.3
2019	2	4	0	0	0	0	4	2.0
TOTAL	12	-59	0	0	0	0	-59	-4.9

TACKLES	g	ua	a	total	tfl	pd	ff	fr	blk	qbh
2017	0	0	0	0	0.0-0	0	0	0	0	0
2018	10	1	0	1	0.0-0	0	0	0	0	0
2019	2	0	0	0	0.0-0	0	0	0	0	0
TOTAL	12	1	0	1	0.0-0	0	0	0	0	0



Individual Career History



WILSON, Logan

SCORING	g	td	rush	rcv	ret	pat	2pat	fg	total	avg/g
2015	0	0	0	0	0	0	0	0	0	0.0
2016	14	2	0	0	2	0	0	0	12	0.9
2017	13	1	0	0	1	0	0	0	6	0.5
2018	12	0	0	0	0	0	0	0	0	0.0
2019	5	0	0	0	0	0	0	0	0	0.0
TOTAL	44	3	0	0	3	0	0	0	18	0.4

INTERCEPTIONS	g	no.	yards	td	long	avg/r	avg/g
2015	0	0	0	0	0	0.0	0.0
2016	14	3	83	1	56	27.7	5.9
2017	13	1	3	0	3	3.0	0.2
2018	12	2	21	0	13	10.5	1.8
2019	5	1	21	0	21	21.0	4.2
TOTAL	44	7	128	1	56	18.3	2.9

ALL PURPOSE	g	rush	rcv	pr	kr	ir	total	avg/g
2015	0	0	0	0	0	0	0	0.0
2016	14	0	0	0	0	83	83	5.9
2017	13	0	0	0	0	3	3	0.2
2018	12	0	0	0	0	21	21	1.8
2019	5	0	0	0	0	21	21	4.2
TOTAL	44	0	0	0	0	128	128	2.9

TACKLES	g	ua	a	total	tfl	pd	ff	fr	blk	qbh
2015	0	0	0	0	0.0-0	0	0	0	0	0
2016	14	55	39	94	7.5-45	7	1	3	0	0
2017	13	79	40	119	8.0-20	2	2	1	0	0
2018	12	57	46	103	11.0-30	4	0	0	0	1
2019	5	27	18	45	3.5-12	7	0	0	0	1
TOTAL	44	218	143	361	30.0-107	20	3	4	0	2

SACKS	g	ua	a	total	yards
2015	0	0	0	0.0	0
2016	14	3	0	3.0	27
2017	13	1	0	1.0	8
2018	12	2	0	2.0	9
2019	5	0	0	0.0	0
TOTAL	44	6	0	6.0	44

WISDORF, Ben

TACKLES	g	ua	a	total	tfl	pd	ff	fr	blk	qbh
2016	6	0	0	0	0.0-0	0	0	0	0	0
2017	11	5	6	11	2.0-5	0	0	0	0	0
2018	12	5	2	7	0.0-0	0	0	0	0	0
2019	5	2	2	4	0.0-0	0	1	0	0	0
TOTAL	34	12	10	22	2.0-5	0	1	0	0	0



Wyoming Football
Wyoming Overall Team Statistics (as of Oct 07, 2019)
All games



Team Statistics	WYO	OPP
SCORING	155	102
Points Per Game	31.0	20.4
Points Off Turnovers	41	0
FIRST DOWNS	84	122
Rushing	50	34
Passing	25	78
Penalty	9	10
RUSHING YARDAGE	1253	417
Yards gained rushing	1319	635
Yards lost rushing	66	218
Rushing Attempts	220	180
Average Per Rush	5.7	2.3
Average Per Game	250.6	83.4
TDs Rushing	14	6
PASSING YARDAGE	583	1644
Comp-Att-Int	33-90-1	127-230-6
Average Per Pass	6.5	7.1
Average Per Catch	17.7	12.9
Average Per Game	116.6	328.8
TDs Passing	3	6
TOTAL OFFENSE	1836	2061
Total Plays	310	410
Average Per Play	5.9	5.0
Average Per Game	367.2	412.2
KICK RETURNS: #-Yards	4-109	4-91
PUNT RETURNS: #-Yards	14-186	10-88
INT RETURNS: #-Yards	6-150	1-0
KICK RETURN AVERAGE	27.2	22.8
PUNT RETURN AVERAGE	13.3	8.8
INT RETURN AVERAGE	25.0	0.0
FUMBLES-LOST	3-1	6-4
PENALTIES-Yards	29-272	30-244
Average Per Game	54.4	48.8
PUNTS-Yards	31-1332	31-1305
Average Per Punt	43.0	42.1
Net punt average	38.2	34.2
KICKOFFS-Yards	31-2000	22-1415
Average Per Kick	64.5	64.3
Net kick average	40.6	37.8
TIME OF POSSESSION/Game	29:29	30:31
3RD-DOWN Conversions	24/69	32/88
3rd-Down Pct	35%	36%
4TH-DOWN Conversions	2/3	8/12
4th-Down Pct	67%	67%
SACKS BY-Yards	20-155	3-14
MISC YARDS	0	14
TOUCHDOWNS SCORED	19	12
FIELD GOALS-ATTEMPTS	8-12	6-9
ON-SIDE KICKS	0-0	0-1
RED-ZONE SCORES	(15-17) 88%	(12-19) 63%
RED-ZONE TOUCHDOWNS	(10-17) 59%	(7-19) 37%
PAT-ATTEMPTS	(17-19) 89%	(12-12) 100%
ATTENDANCE	77880	36249
Games/Avg Per Game	3/25960	2/18124
Neutral Site Games		0/0

Score by Quarters	1st	2nd	3rd	4th	OT	Total
Wyoming	14	77	17	47	0	155
Opponents	34	31	6	31	0	102



Wyoming Football

Wyoming Overall Individual Statistics (as of Oct 07, 2019)

All games



Rushing	gp	att	gain	loss	net	avg	td	lg	avg/g
CHAMBERS, Sean	5	54	415	34	381	7.1	6	75	76.2
SWEN, Titus	5	57	321	7	314	5.5	1	59	62.8
SMITH, Trey	4	44	236	9	227	5.2	3	80	56.8
VALLADAY, X.	4	43	229	4	225	5.2	3	61	56.2
BRENTON, Brett	2	10	91	0	91	9.1	0	41	45.5
ISMAIL JR, R.	4	2	13	0	13	6.5	1	12	3.2
CONWAY, Austin	5	3	10	0	10	3.3	0	5	2.0
VANDER WAAL, T.	2	1	4	0	4	4.0	0	4	2.0
TEAM	5	6	0	12	-12	-2.0	0	0	-2.4
Total	5	220	1319	66	1253	5.7	14	80	250.6
Opponents	5	180	635	218	417	2.3	6	31	83.4

Passing	gp	effic	comp-att-int	pct	yds	td	lg	avg/g
CHAMBERS, Sean	5	104.95	32-83-1	38.6	562	3	56	112.4
VANDER WAAL, T.	2	46.07	1-6-0	16.7	21	0	21	10.5
CONWAY, Austin	5	0.00	0-1-0	0.0	0	0	0	0.0
Total	5	99.86	33-90-1	36.7	583	3	56	116.6
Opponents	5	118.65	127-230-6	55.2	1644	6	56	328.8

Receiving	gp	no.	yds	avg	td	lg	avg/g
CONWAY, Austin	5	9	125	13.9	0	28	25.0
ISMAIL JR, R.	4	4	85	21.2	0	26	21.2
MARCOTTE, J.	5	4	78	19.5	1	23	15.6
OKWOLI, John	5	4	31	7.8	0	15	6.2
EBERHARDT, A.	5	3	71	23.7	1	53	14.2
CROW, Dontae	5	3	44	14.7	0	34	8.8
HARSHMAN, Josh	5	2	70	35.0	1	56	14.0
GENTRY, Gunner	5	2	57	28.5	0	44	11.4
SWEN, Titus	5	2	22	11.0	0	22	4.4
Total	5	33	583	17.7	3	56	116.6
Opponents	5	127	1644	12.9	6	56	328.8

Punt Returns	no.	yds	avg	td	lg
CONWAY, Austin	14	186	13.3	0	45
Total	14	186	13.3	0	45
Opponents	10	88	8.8	0	43

Interceptions	no.	yds	avg	td	lg
MALUIA, Cassh	2	30	15.0	0	30
WILSON, Logan	1	21	21.0	0	21
WEBER, Rome	1	0	0.0	0	0
HALL, Tyler	1	72	72.0	1	72
SMITH, Braden	1	27	27.0	0	27
Total	6	150	25.0	1	72
Opponents	1	0	0.0	0	0

Kick Returns	no.	yds	avg	td	lg
HALL, Tyler	3	108	36.0	0	52
BLANKENBAKER, K.	1	1	1.0	0	1
Total	4	109	27.2	0	52
Opponents	4	91	22.8	0	32

Fumble Returns	no.	yds	avg	td	lg
HALIBURTON, A.	1	79	79.0	0	79
COLDON, C.J.	1	30	30.0	1	30
Total	2	109	54.5	1	79
Opponents	0	0	0.0	0	0



Wyoming Football

Wyoming Overall Individual Statistics (as of Oct 07, 2019)

All games



Scoring	td	fg	PAT				dxp	saf	pts
			kick	rush	rcv	pass			
ROTHE, Cooper	-	8-12	17-19	-	-	-	-	-	41
CHAMBERS, Sean	6	-	-	-	-	-	-	-	36
SMITH, Trey	3	-	-	-	-	-	-	-	18
VALLADAY, X.	3	-	-	-	-	-	-	-	18
COLDON, C.J.	1	-	-	-	-	-	-	-	6
EBERHARDT, A.	1	-	-	-	-	-	-	-	6
ISMAIL JR, R.	1	-	-	-	-	-	-	-	6
MARCOTTE, J.	1	-	-	-	-	-	-	-	6
HALL, Tyler	1	-	-	-	-	-	-	-	6
SWEN, Titus	1	-	-	-	-	-	-	-	6
HARSHMAN, Josh	1	-	-	-	-	-	-	-	6
Total	19	8-12	17-19	-	-	-	-	-	155
Opponents	12	6-9	12-12	-	-	-	-	-	102

Total Offense	g	plays	rush	pass	total	avg/g
CHAMBERS, Sean	5	137	381	562	943	188.6
SWEN, Titus	5	57	314	0	314	62.8
SMITH, Trey	4	44	227	0	227	56.8
VALLADAY, X.	4	43	225	0	225	56.2
BRENTON, Brett	2	10	91	0	91	45.5
VANDER WAAL, T.	2	7	4	21	25	12.5
ISMAIL JR, R.	4	2	13	0	13	3.2
CONWAY, Austin	5	4	10	0	10	2.0
TEAM	5	6	-12	0	-12	-2.4
Total	5	310	1253	583	1836	367.2
Opponents	5	410	417	1644	2061	412.2

Field Goals	fg	pct.	01-19	20-29	30-39	40-49	50-99	lg	blk
ROTHE, Cooper	8-12	66.7	2-2	3-3	1-2	2-5	0-0	47	1

FG Sequence	Wyoming	Opponents
Missouri	(19),(23),(20)	(22)
TXST	43,(47),(37),(19)	37,53
IDAHO	46,49	(26),(34),(24)
Tulsa	38	36,(29)
UNLV	(41),(21)	(40)

Punting	no.	yds	avg	lg	tb	fc	i20	50+	blk
GALOVICH, Ryan	31	1332	43.0	64	3	10	5	7	0
Total	31	1332	43.0	64	3	10	5	7	0
Opponents	31	1305	42.1	58	3	5	11	5	0

Kickoffs	no.	yds	avg	tb	ob	retn	net	ydln
ROTHE, Cooper	31	2000	64.5	26	1			
Total	31	2000	64.5	26	1	22.8	40.6	24
Opponents	22	1415	64.3	19	0	27.2	37.8	27

Numbers in (parentheses) indicate field goal was made.



Wyoming Football
Wyoming Overall Individual Statistics (as of Oct 07, 2019)
All games



All Purpose	g	rush	rcv	pr	kr	ir	total	avg/g
CHAMBERS, Se	5	381	0	0	0	0	381	76.2
SWEN, Titus	5	314	22	0	0	0	336	67.2
CONWAY, Austi	5	10	125	186	0	0	321	64.2
SMITH, Trey	4	227	0	0	0	0	227	56.8
VALLADAY, X.	4	225	0	0	0	0	225	56.2
HALL, Tyler	4	0	0	0	108	72	180	45.0
ISMAIL JR, R.	4	13	85	0	0	0	98	24.5
BRENTON, Brett	2	91	0	0	0	0	91	45.5
MARCOTTE, J.	5	0	78	0	0	0	78	15.6
EBERHARDT, A	5	0	71	0	0	0	71	14.2
HARSHMAN, Jo	5	0	70	0	0	0	70	14.0
GENTRY, Gunn	5	0	57	0	0	0	57	11.4
CROW, Dontae	5	0	44	0	0	0	44	8.8
OKWOLI, John	5	0	31	0	0	0	31	6.2
MALUIA, Cassh	5	0	0	0	0	30	30	6.0
SMITH, Braden	5	0	0	0	0	27	27	5.4
WILSON, Logan	5	0	0	0	0	21	21	4.2
VANDER WAAL,	2	4	0	0	0	0	4	2.0
BLANKENBAKE	5	0	0	0	1	0	1	0.2
TEAM	5	-12	0	0	0	0	-12	-2.4
Total	5	1253	583	186	109	150	2281	456.2
Opponents	5	417	1644	88	91	0	2240	448.0



Wyoming Football

Wyoming Overall Defensive Statistics (as of Oct 07, 2019)

All games



#	Defensive Leaders	gp	Tackles				tfl/yds	Sacks no-yds	Pass defense			Fumbles		blkd	
			ua	a	tot				int-yds	brup	qbh	rcv-yds	ff	kick	saf
3	HALLIBURTON, A.	5	34	20	54	3.5-15	1.0-7	.	1	1	1-79	.	.	.	
30	WILSON, Logan	5	27	18	45	3.5-12	.	1-21	6	1	
48	MUMA, Chad	5	18	10	28	2.5-10	1.0-8	.	.	1	
88	CRALL, Garrett	5	10	12	22	4.0-28	3.0-26	.	2	3	
18	BLANKENBAKER,K.	5	13	8	21	.	.	.	8	
51	BYRD, Solomon	4	8	10	18	5.5-35	3.5-29	.	1	3	1-0	1	.	.	
46	MALUIA, Cassh	5	7	9	16	3.0-5	0.5-0	2-30	
86	JACKSON, J.	5	6	10	16	4.0-9	1.5-7	.	.	3	
44	JONES, Victor	5	6	8	14	2.5-10	1.5-8	
21	COLDON, C.J.	3	11	3	14	1.0-2	.	.	2	.	1-30	.	.	.	
9	HALL, Tyler	4	9	4	13	.	.	1-72	2	.	.	1	.	.	
8	WEBER, Rome	5	11	2	13	.	.	1-0	1	
20	HEARN, Azizi	5	10	2	12	1.0-2	
5	GANDY, Esaias	4	7	3	10	0.5-1	.	.	2	
97	MORA, Mario	5	3	6	9	1.5-17	1.5-17	.	.	.	1-0	1	.	.	
26	SMITH, Braden	5	4	5	9	.	.	1-27	1	
94	GODBOUT, Cole	5	4	4	8	2.0-11	1.0-10	.	1	
1	WELLS-ROSS, D.	5	6	1	7	2.0-18	2.0-18	1	.	.	
6D	Murry, Jordan	2	6	.	6	
53	HALL, Josiah	3	3	3	6	3.5-21	2.5-16	1	.	.	
49	LIUFAU, Tegan	5	4	1	5	2.0-10	1.0-9	
43	WISDORF, Ben	5	2	2	4	1	.	.	
19	EBERHARDT, A.	5	3	.	3	
55	COLE, Claude	3	1	1	2	
7	SMITH, Trey	4	1	.	1	
40	ROTHER, Cooper	5	.	1	1	
47	HARRINGTON, B.	1	.	1	1	
29	LAFABE, Levi	3	.	1	1	1	
2	MURRAY, Cameron	5	1	.	1	
41	GALOVICH, Ryan	5	.	1	1	
1L	LEVINSON, Bryce	4	1	.	1	
32	MOORE, J.	3	.	1	1	
14	WILLIAMS, Miles	5	.	1	1	
TM	TEAM	5	1	
	Total	5	216	148	364	42-206	20-155	6-150	28	13	4-109	6	.	.	
	Opponents	5	164	166	330	18-55	3-14	1-0	18	3	1-0	3	1	.	



Wyoming Football

Wyoming Team Game-by-Game (as of Oct 07, 2019)

All games



TEAM STATISTICS

Date	Opponent	Rushing				Receiving				Passing				Kick Returns				Punt Returns				tot off
		no.	yds	td	lg	no.	yds	td	lg	cmp-att-int	yds	td	lg	no.	yds	td	lg	no.	yds	td	lg	
Aug 31	MISSOURI	42	297	3	75	6	92	0	26	6-16-0	92	0	26	0	0	0	0	3	37	0	17	389
Sep 07	at TXST	49	202	1	25	8	103	0	44	8-18-1	103	0	44	2	72	0	52	1	7	0	7	305
Sep 14	IDAHO	47	237	3	80	4	50	0	23	4-12-0	50	0	23	0	0	0	0	3	49	0	45	287
Sep 21	at Tulsa	34	143	2	33	10	214	1	53	10-32-0	214	1	53	1	36	0	36	1	1	0	1	357
Sep 28	UNLV	48	374	5	59	5	124	2	56	5-12-0	124	2	56	1	1	0	1	6	92	0	21	498
Opponents		220	1253	14	80	33	583	3	56	33-90-1	583	3	56	4	109	0	52	14	186	0	45	1836
Opponents		180	417	6	31	127	1644	6	56	127-230-6	1644	6	56	4	91	0	32	10	88	0	43	2061

Games: 5 • Avg/rush: 5.7 • Avg/catch: 17.7 • Pass effic: 99.86 • KR avg: 27.2 • PR avg: 13.3 • All purpose avg/game: 456.2 • Total offense avg/gm: 367.2

Date	Opponent	Tackles				Sacks no-yds	Fumble		Pass Defense			blkd kick	PAT Attempts			off			
		ua	a	total	tfl-yds		ff	fr-yds	int-yds	qbh	brup		kick	rush	rcv	saf	t/o	pts	
Aug 31	MISSOURI	52	38	90	5.0-20	2.0-9	3	2-109	1-0	0	4	0	4-4	0	0	0	0	17	37
Sep 07	at TXST	33	34	67	8.0-47	5.0-43	1	1-0	2-99	6	5	0	2-2	0	0	0	0	14	23
Sep 14	IDAHO	43	22	65	9.0-45	4.0-35	0	0-0	0-0	0	7	0	3-3	0	0	0	0	0	21
Sep 21	at Tulsa	42	36	78	14.0-64	7.0-50	1	1-0	0-0	7	9	0	3-3	0	0	0	0	0	21
Sep 28	UNLV	46	18	64	6.0-30	2.0-18	1	0-0	3-51	0	3	0	5-7	0	0	0	0	10	53
Opponents		216	148	364	42.0-206	20.0-155	6	4-109	6-150	13	28	0	17-19	0	0	0	0	41	155
Opponents		164	166	330	18.0-55	3.0-14	3	1-0	1-0	3	18	1	12-12	0	0	0	0	0	102

Date	Opponent	Punting								Field Goals			Kickoffs					
		no.	yds	avg	long	blkd	tb	fc	50+	i20	md-att	long	blkd	no.	yds	avg	tb	ob
Aug 31	MISSOURI	6	263	43.8	64	0	0	1	2	2	3-3	23	0	7	455	65.0	7	0
Sep 07	at TXST	6	243	40.5	52	0	1	3	1	2	3-4	47	0	6	383	63.8	2	1
Sep 14	IDAHO	6	271	45.2	51	0	0	4	1	1	0-2	0	0	4	260	65.0	4	0
Sep 21	at Tulsa	8	349	43.6	58	0	0	2	2	0	0-1	0	1	4	260	65.0	4	0
Sep 28	UNLV	5	206	41.2	52	0	2	0	1	0	2-2	41	0	10	642	64.2	9	0
Opponents		31	1332	43.0	64	0	3	10	7	5	8-12	47	1	31	2000	64.5	26	1
Opponents		31	1305	42.1	58	0	3	5	5	11	6-9	40	0	22	1415	64.3	19	0



Wyoming Football

Wyoming Opponent Game-by-Game (as of Oct 07, 2019)

All games



OPPONENT STATISTICS

Date	Opponent	Rushing				Receiving				Passing				Kick Returns				Punt Returns				tot off
		no.	yds	td	lg	no.	yds	td	lg	cmp-att-int	yds	td	lg	no.	yds	td	lg	no.	yds	td	lg	
Aug 31	MISSOURI	42	114	2	14	31	423	2	53	31-48-1	423	2	53	0	0	0	0	2	50	0	43	537
Sep 07	at TXST	22	50	1	31	33	394	1	50	33-54-2	394	1	50	3	79	0	32	1	11	0	11	444
Sep 14	IDAHO	40	93	1	17	16	210	0	26	16-34-0	210	0	26	0	0	0	0	2	14	0	9	303
Sep 21	at Tulsa	43	83	1	20	25	354	2	56	25-50-0	354	2	56	0	0	0	0	2	19	0	11	437
Sep 28	UNLV	33	77	1	15	22	263	1	54	22-44-3	263	1	54	1	12	0	12	3	-6	0	2	340
Wyoming		180	417	6	31	127	1644	6	56	127-230-6	1644	6	56	4	91	0	32	10	88	0	43	2061
Wyoming		220	1253	14	80	33	583	3	56	33-90-1	583	3	56	4	109	0	52	14	186	0	45	1836

Games: 5 • Avg/rush: 2.3 • Avg/catch: 12.9 • Pass effic: 118.65 • KR avg: 22.8 • PR avg: 8.8 • All purpose avg/game: 448.0 • Total offense avg/gm: 412.2

Date	Opponent	Tackles				Sacks no-yds	Fumble		Pass Defense			blkd kick	PAT Attempts			off					
		ua	a	total	tfl-yds		ff	fr-yds	int-yds	qbh	brup		kick	rush	rcv	saf	t/o	pts			
Aug 31	MISSOURI	33	28	61	2.0-3	0.0-0	0	0-0	0-0	0	4	0	4-4	0	0	0	0	0	0	0	31
Sep 07	at TXST	30	58	88	4.0-4	1.0-1	0	0-0	1-0	2	4	0	2-2	0	0	0	0	0	0	0	14
Sep 14	IDAHO	34	28	62	4.0-28	1.0-8	0	0-0	0-0	0	0	0	1-1	0	0	0	0	0	0	0	16
Sep 21	at Tulsa	27	28	55	4.0-11	1.0-5	1	1-0	0-0	1	7	1	3-3	0	0	0	0	0	0	0	24
Sep 28	UNLV	40	24	64	4.0-9	0.0-0	2	0-0	0-0	0	3	0	2-2	0	0	0	0	0	0	0	17
Wyoming		164	166	330	18.0-55	3.0-14	3	1-0	1-0	3	18	1	12-12	0	0	0	0	0	0	0	102
Wyoming		216	148	364	42.0-206	20.0-155	6	4-109	6-150	13	28	0	17-19	0	0	0	0	41	155		

Date	Opponent	Punting										Field Goals			Kickoffs				
		no.	yds	avg	long	blkd	tb	fc	50+	i20	md-att	long	blkd	no.	yds	avg	tb	ob	
Aug 31	MISSOURI	4	172	43.0	58	0	0	0	1	1	1-1	22	0	6	390	65.0	6	0	
Sep 07	at TXST	5	198	39.6	47	0	1	2	0	2	0-2	0	0	3	189	63.0	1	0	
Sep 14	IDAHO	8	362	45.2	53	0	2	1	2	2	3-3	34	0	5	325	65.0	5	0	
Sep 21	at Tulsa	6	225	37.5	48	0	0	1	0	5	1-2	29	0	5	316	63.2	4	0	
Sep 28	UNLV	8	348	43.5	54	0	0	1	2	1	1-1	40	0	3	195	65.0	3	0	
Wyoming		31	1305	42.1	58	0	3	5	5	11	6-9	40	0	22	1415	64.3	19	0	
Wyoming		31	1332	43.0	64	0	3	10	7	5	8-12	47	1	31	2000	64.5	26	1	



Wyoming Football

Wyoming Team Game-by-Game Comparison (as of Oct 07, 2019)

All games



Opponent	Score	First Downs				Pen	Rushing Number-Yards	Passing		Total Offense Plays-Yards	Return Yards	Turn- Overs
		Total	Rush	Pass	Comp-Att-Int			Yards				
MISSOURI	37 - 31	16 / 28	10 / 11	6 / 17	0 / 0		42-297 / 42-114	6-16-0 / 31-48-1	92 / 423	58-389 / 90-537	146 / 50	0 / 3
TXST	23 - 14	17 / 27	12 / 2	3 / 24	2 / 1		49-202 / 22-50	8-18-1 / 33-54-2	103 / 394	67-305 / 76-444	178 / 90	1 / 3
IDAHO	21 - 16	17 / 21	12 / 5	3 / 11	2 / 5		47-237 / 40-93	4-12-0 / 16-34-0	50 / 210	59-287 / 74-303	49 / 14	0 / 0
Tulsa	21 - 24	16 / 27	5 / 9	9 / 16	2 / 2		34-143 / 43-83	10-32-0 / 25-50-0	214 / 354	66-357 / 93-437	37 / 19	1 / 1
UNLV	53 - 17	18 / 19	11 / 7	4 / 10	3 / 2		48-374 / 33-77	5-12-0 / 22-44-3	124 / 263	60-498 / 77-340	144 / 6	0 / 3
Totals	155 - 102	84 / 122	50 / 34	25 / 78	9 / 10		220-1253 / 180-417	33-90-1 / 127-230-6	583 / 1644	310-1836 / 410-2061	554 / 179	2 / 10

Opponent	3rd Down Conversions	4th Down Conversions	Time of Possession	TOP Margin	Avg Yds/Rush	Avg Yds/Pass	Avg Yds/Play	Punting Number-Avg	Penalties Number-Yards	Sacks
MISSOURI	4-12 / 7-17	0-0 / 2-3	28:50 / 31:10	-2:20	7.1 / 2.7	5.8 / 8.8	6.7 / 6.0	6-43.8 / 4-43.0	5-30 / 5-31	2 / 0
TXST	8-17 / 5-13	0-0 / 0-0	34:27 / 25:33	8:54	4.1 / 2.3	5.7 / 7.3	4.6 / 5.8	6-40.5 / 5-39.6	6-46 / 4-35	5 / 1
IDAHO	4-13 / 7-20	1-1 / 1-1	27:27 / 32:33	-5:06	5.0 / 2.3	4.2 / 6.2	4.9 / 4.1	6-45.2 / 8-45.2	7-97 / 7-76	4 / 1
Tulsa	3-15 / 9-22	1-2 / 3-5	26:49 / 33:11	-6:22	4.2 / 1.9	6.7 / 7.1	5.4 / 4.7	8-43.6 / 6-37.5	7-59 / 6-40	7 / 1
UNLV	5-12 / 4-16	0-0 / 2-3	29:51 / 30:09	-0:18	7.8 / 2.3	10.3 / 6.0	8.3 / 4.4	5-41.2 / 8-43.5	4-40 / 8-62	2 / 0
Totals	24-69 / 32-88	2-3 / 8-12	147:24 / 152:36	-5:12	5.7 / 2.3	6.5 / 7.1	5.9 / 5.0	31-43.0 / 31-42.1	29-272 / 30-244	20 / 3

Note: Game totals are displayed in the format TEAM/OPPONENT for each category



Wyoming Football

Wyoming Red-Zone Results (as of Oct 07, 2019)

All games



Wyoming Inside Opponent Red-Zone

Date	Opponent	Score	Times In RZ	Times Scored	Total Pts	Rush TDs	Pass TDs	FGs Made	Failed to score inside RZ						
									FGA	Down	Int	Fumb	Half	Game	
Aug 31, 2019	MISSOURI	W 37-31	3	3	13	1	1	0	2	0	0	0	0	0	0
Sep 07, 2019	at TXST	W 23-14	3	3	13	1	1	0	2	0	0	0	0	0	0
Sep 14, 2019	IDAHO	W 21-16	2	2	14	2	2	0	0	0	0	0	0	0	0
Sep 21, 2019	at Tulsa	L 21-24	2	1	7	1	1	0	0	0	0	0	1	0	0
Sep 28, 2019	UNLV	W 53-17	7	6	37	5	4	1	1	0	0	0	0	1	0
Totals			17	15	84	10	9	1	5	0	0	0	1	1	0
15 of 17 (88.2%)															

Opponents Inside Wyoming Red-Zone

Date	Opponent	Score	Times In RZ	Times Scored	Total Pts	Rush TDs	Pass TDs	FGs Made	Failed to score inside RZ						
									FGA	Down	Int	Fumb	Half	Game	
Aug 31, 2019	MISSOURI	W 37-31	7	4	24	3	2	1	1	0	1	1	1	0	0
Sep 07, 2019	at TXST	W 23-14	3	1	7	1	1	0	0	1	0	0	0	1	0
Sep 14, 2019	IDAHO	W 21-16	5	4	16	1	1	0	3	0	1	0	0	0	0
Sep 21, 2019	at Tulsa	L 21-24	3	2	10	1	1	0	1	1	0	0	0	0	0
Sep 28, 2019	UNLV	W 53-17	1	1	7	1	1	0	0	0	0	0	0	0	0
Totals			19	12	64	7	6	1	5	2	2	1	1	1	0
12 of 19 (63.2%)															



Wyoming Football

Wyoming By-Quarter Statistics (as of Oct 07, 2019)

All games



3rd-Down Conversions

Date	Opponent	Score	Overall	1st Qtr	2nd Qtr	3rd Qtr	4th Qtr	Overtime
Aug 31, 2019	MISSOURI	W 37-31	4-12 33.3	0-3 0.0	1-2 50.0	1-1 100.0	2-6 33.3	
Sep 07, 2019	at TXST	W 23-14	8-17 47.1	1-3 33.3	2-5 40.0	3-4 75.0	2-5 40.0	
Sep 14, 2019	IDAHO	W 21-16	4-13 30.8	1-4 25.0	2-3 66.7	0-3 0.0	1-3 33.3	
Sep 21, 2019	at Tulsa	L 21-24	3-15 20.0	2-4 50.0	0-3 0.0	0-4 0.0	1-4 25.0	
Sep 28, 2019	UNLV	W 53-17	5-12 41.7	1-2 50.0	3-5 60.0	0-3 0.0	1-2 50.0	
	Wyoming		24-69 34.8	5-16 31.2	8-18 44.4	4-15 26.7	7-20 35.0	0-0 0.0
	Opponents		32-88 36.4	9-19 47.4	7-22 31.8	7-24 29.2	9-23 39.1	0-0 0.0

4th-Down Conversions

Date	Opponent	Score	Overall	1st Qtr	2nd Qtr	3rd Qtr	4th Qtr	Overtime
Aug 31, 2019	MISSOURI	W 37-31	0-0 0.0	0-0 0.0	0-0 0.0	0-0 0.0	0-0 0.0	
Sep 07, 2019	at TXST	W 23-14	0-0 0.0	0-0 0.0	0-0 0.0	0-0 0.0	0-0 0.0	
Sep 14, 2019	IDAHO	W 21-16	1-1 100.0	1-1 100.0	0-0 0.0	0-0 0.0	0-0 0.0	
Sep 21, 2019	at Tulsa	L 21-24	1-2 50.0	0-0 0.0	0-0 0.0	0-0 0.0	1-2 50.0	
Sep 28, 2019	UNLV	W 53-17	0-0 0.0	0-0 0.0	0-0 0.0	0-0 0.0	0-0 0.0	
	Wyoming		2-3 66.7	1-1 100.0	0-0 0.0	0-0 0.0	1-2 50.0	0-0 0.0
	Opponents		8-12 66.7	2-2 100.0	1-1 100.0	3-5 60.0	2-4 50.0	0-0 0.0

Time of Possession

Date	Opponent	Score	Overall	1st Qtr	2nd Qtr	3rd Qtr	4th Qtr	Overtime
Aug 31, 2019	MISSOURI	W 37-31	28:50	4:44	6:04	7:39	10:23	
Sep 07, 2019	at TXST	W 23-14	34:27	8:50	8:12	7:27	9:58	
Sep 14, 2019	IDAHO	W 21-16	27:27	8:22	7:04	5:05	6:56	
Sep 21, 2019	at Tulsa	L 21-24	26:49	6:29	6:48	6:10	7:22	
Sep 28, 2019	UNLV	W 53-17	29:51	7:20	7:35	7:56	7:00	
	Wyoming	Total	147:24	35:45	35:43	34:17	41:39	0:00
		Avg.	29:28	7:09	7:08	6:51	8:19	0:00
	Opponents	Total	152:36	39:15	39:17	40:43	33:21	0:00
		Avg.	30:31	7:51	7:51	8:08	6:40	0:00



Wyoming Football
Wyoming Game Superlatives (as of Oct 07, 2019)
All games



INDIVIDUAL GAME HIGHS

Rushes	17	SMITH, Trey vs IDAHO (Sep 14, 2019)
Yards Rushing	152	SMITH, Trey vs IDAHO (Sep 14, 2019)
TD Rushes	2	SMITH, Trey vs IDAHO (Sep 14, 2019)
	2	CHAMBERS, Sean at Tulsa (Sep 21, 2019)
	2	CHAMBERS, Sean vs UNLV (Sep 28, 2019)
	2	VALLADAY, X. vs UNLV (Sep 28, 2019)
Long Rush	80	SMITH, Trey vs IDAHO (Sep 14, 2019)
Pass attempts	25	CHAMBERS, Sean at Tulsa (Sep 21, 2019)
Pass completions	9	CHAMBERS, Sean at Tulsa (Sep 21, 2019)
Yards Passing	193	CHAMBERS, Sean at Tulsa (Sep 21, 2019)
TD Passes	2	CHAMBERS, Sean vs UNLV (Sep 28, 2019)
Long Pass	56	CHAMBERS, Sean vs UNLV (Sep 28, 2019)
Receptions	3	CONWAY, Austin at TXST (Sep 07, 2019)
	3	CONWAY, Austin at Tulsa (Sep 21, 2019)
Yards Receiving	56	HARSHMAN, Josh vs UNLV (Sep 28, 2019)
TD Receptions	1	EBERHARDT, A. at Tulsa (Sep 21, 2019)
	1	MARCOTTE, J. vs UNLV (Sep 28, 2019)
	1	HARSHMAN, Josh vs UNLV (Sep 28, 2019)
Long Reception	56	HARSHMAN, Josh vs UNLV (Sep 28, 2019)
Field Goals	3	ROTHER, Cooper vs Missouri (Aug 31, 2019)
	3	ROTHER, Cooper at TXST (Sep 07, 2019)
Long Field Goal	47	ROTHER, Cooper at TXST (Sep 07, 2019)
Punts	8	GALOVICH, Ryan at Tulsa (Sep 21, 2019)
Punting Avg	45.2	GALOVICH, Ryan vs IDAHO (Sep 14, 2019)
Long Punt	64	GALOVICH, Ryan vs Missouri (Aug 31, 2019)
Punts inside 20	2	GALOVICH, Ryan vs Missouri (Aug 31, 2019)
	2	GALOVICH, Ryan at TXST (Sep 07, 2019)
Long Punt Return	45	CONWAY, Austin vs IDAHO (Sep 14, 2019)
Long Kickoff Return	52	HALL, Tyler at TXST (Sep 07, 2019)
Tackles	17	HALLIBURTON, A. vs Missouri (Aug 31, 2019)
	17	HALLIBURTON, A. at Tulsa (Sep 21, 2019)
Sacks	2.5	BYRD, Solomon at Tulsa (Sep 21, 2019)
Tackles For Loss	2.5	HALL, Josiah vs Missouri (Aug 31, 2019)
	2.5	HALLIBURTON, A. at Tulsa (Sep 21, 2019)
	2.5	BYRD, Solomon at Tulsa (Sep 21, 2019)
Interceptions	1	MALUIA, Cassh vs Missouri (Aug 31, 2019)
	1	HALL, Tyler at TXST (Sep 07, 2019)
	1	SMITH, Braden at TXST (Sep 07, 2019)
	1	WEBER, Rome vs UNLV (Sep 28, 2019)
	1	WILSON, Logan vs UNLV (Sep 28, 2019)
	1	MALUIA, Cassh vs UNLV (Sep 28, 2019)



Wyoming Football

Wyoming Game Superlatives (as of Oct 07, 2019)

All games



TEAM GAME HIGHS

Rushes	49	at TXST (Sep 07, 2019)
Yards Rushing	374	vs UNLV (Sep 28, 2019)
Yards Per Rush	7.8	vs UNLV (Sep 28, 2019)
TD Rushes	5	vs UNLV (Sep 28, 2019)
Pass attempts	32	at Tulsa (Sep 21, 2019)
Pass completions	10	at Tulsa (Sep 21, 2019)
Yards Passing	214	at Tulsa (Sep 21, 2019)
Yards Per Pass	10.3	vs UNLV (Sep 28, 2019)
TD Passes	2	vs UNLV (Sep 28, 2019)
Total Plays	67	at TXST (Sep 07, 2019)
Total Offense	498	vs UNLV (Sep 28, 2019)
Yards Per Play	8.3	vs UNLV (Sep 28, 2019)
Points	53	vs UNLV (Sep 28, 2019)
Sacks By	7	at Tulsa (Sep 21, 2019)
First Downs	18	vs UNLV (Sep 28, 2019)
Penalties	7	vs IDAHO (Sep 14, 2019)
	7	at Tulsa (Sep 21, 2019)
Penalty Yards	97	vs IDAHO (Sep 14, 2019)
Turnovers	1	at TXST (Sep 07, 2019)
	1	at Tulsa (Sep 21, 2019)
Interceptions By	3	vs UNLV (Sep 28, 2019)
Punts	8	at Tulsa (Sep 21, 2019)
Punting Avg	45.2	vs IDAHO (Sep 14, 2019)
Long Punt	64	vs Missouri (Aug 31, 2019)
Punts inside 20	2	vs Missouri (Aug 31, 2019)
	2	at TXST (Sep 07, 2019)
Long Punt Return	45	vs IDAHO (Sep 14, 2019)



Wyoming Football
 Wyoming Game Superlatives (as of Oct 07, 2019)
 All games



OPPONENT INDIVIDUAL GAME HIGHS

Rushes	17	BROOKS, S., at Tulsa (Sep 21, 2019)
Yards Rushing	69	JOHNSON, R., vs IDAHO (Sep 14, 2019)
TD Rushes	1	Badie, Tyler, vs Missouri (Aug 31, 2019)
	1	Rountree, Larry, vs Missouri (Aug 31, 2019)
	1	Twyford,Caleb, at TXST (Sep 07, 2019)
	1	JOHNSON, R., vs IDAHO (Sep 14, 2019)
	1	BROOKS, S., at Tulsa (Sep 21, 2019)
	1	OBLAD, Kenyon, vs UNLV (Sep 28, 2019)
Long Rush	31	Twyford,Caleb, at TXST (Sep 07, 2019)
Pass attempts	54	Jensen, Gresch, at TXST (Sep 07, 2019)
Pass completions	33	Jensen, Gresch, at TXST (Sep 07, 2019)
Yards Passing	423	Bryant, Kelly, vs Missouri (Aug 31, 2019)
TD Passes	2	Bryant, Kelly, vs Missouri (Aug 31, 2019)
	2	SMITH, Z., at Tulsa (Sep 21, 2019)
Long Pass	56	SMITH, Z., at Tulsa (Sep 21, 2019)
Receptions	10	White,Hutch, at TXST (Sep 07, 2019)
Yards Receiving	96	White,Hutch, at TXST (Sep 07, 2019)
TD Receptions	2	Nance, Jonathan, vs Missouri (Aug 31, 2019)
Long Reception	56	STOKES, K., at Tulsa (Sep 21, 2019)
Field Goals	3	COFFEY, Cade, vs IDAHO (Sep 14, 2019)
Long Field Goal	40	GUTIERREZ, D., vs UNLV (Sep 28, 2019)
Punts	8	COFFEY, Cade, vs IDAHO (Sep 14, 2019)
	8	HICKEN, Hayes, vs UNLV (Sep 28, 2019)
Punting Avg	45.2	COFFEY, Cade, vs IDAHO (Sep 14, 2019)
Long Punt	58	McCann, Tucker, vs Missouri (Aug 31, 2019)
Punts inside 20	5	BENNETT, T., at Tulsa (Sep 21, 2019)
Long Punt Return	43	Floyd, Richaud, vs Missouri (Aug 31, 2019)
Long Kickoff Return	32	Sheread,J, at TXST (Sep 07, 2019)
Tackles	16	Garrett, Cale, vs Missouri (Aug 31, 2019)
Sacks	1.0	GIPSON, T., at Tulsa (Sep 21, 2019)
Tackles For Loss	2.0	GIPSON, T., at Tulsa (Sep 21, 2019)
	2.0	AUSTRIE, Evan, vs UNLV (Sep 28, 2019)
Interceptions	1	Taylor,AnthonyJ, at TXST (Sep 07, 2019)



Wyoming Football
 Wyoming Game Superlatives (as of Oct 07, 2019)
 All games



OPPONENT TEAM GAME HIGHS

Rushes	43	at Tulsa (Sep 21, 2019)
Yards Rushing	114	vs Missouri (Aug 31, 2019)
Yards Per Rush	2.7	vs Missouri (Aug 31, 2019)
TD Rushes	2	vs Missouri (Aug 31, 2019)
Pass attempts	54	at TXST (Sep 07, 2019)
Pass completions	33	at TXST (Sep 07, 2019)
Yards Passing	423	vs Missouri (Aug 31, 2019)
Yards Per Pass	8.8	vs Missouri (Aug 31, 2019)
TD Passes	2	vs Missouri (Aug 31, 2019)
	2	at Tulsa (Sep 21, 2019)
Total Plays	93	at Tulsa (Sep 21, 2019)
Total Offense	537	vs Missouri (Aug 31, 2019)
Yards Per Play	6.0	vs Missouri (Aug 31, 2019)
Points	31	vs Missouri (Aug 31, 2019)
Sacks By	1	at TXST (Sep 07, 2019)
	1	vs IDAHO (Sep 14, 2019)
	1	at Tulsa (Sep 21, 2019)
First Downs	28	vs Missouri (Aug 31, 2019)
Penalties	8	vs UNLV (Sep 28, 2019)
Penalty Yards	76	vs IDAHO (Sep 14, 2019)
Turnovers	3	vs Missouri (Aug 31, 2019)
	3	at TXST (Sep 07, 2019)
	3	vs UNLV (Sep 28, 2019)
Interceptions By	1	at TXST (Sep 07, 2019)
Punts	8	vs IDAHO (Sep 14, 2019)
	8	vs UNLV (Sep 28, 2019)
Punting Avg	45.2	vs IDAHO (Sep 14, 2019)
Long Punt	58	vs Missouri (Aug 31, 2019)
Punts inside 20	5	at Tulsa (Sep 21, 2019)
Long Punt Return	43	vs Missouri (Aug 31, 2019)