

Game No. 28



San Diego St. (10-17/4-10)

vs. Air Force (18-11/9-5)

MWC Quarterfinal Game 4

Thursday, March 10, 2005

10 p.m. MST/9 p.m. PST

Pepsi Center (19,515)

Denver, Colo.

► TELEVISION

ESPN. Dave Pasch (play-by-play), Jimmy Dykes (analysis) and Tim Sullivan (producer).

► RADIO

XPRES 1090-AM, San Diego. Ted Leitner (play-by-play) and Brian Kellison (producer). Pete Tenney serves as host for the pregame show.

► SERIES

This will be the 53rd meeting between the teams with San Diego State owning a 35-17 series advantage. This marks the fifth neutral site meeting between the teams, with the Aztecs claiming three of the four neutral site wins. The Aztecs have won two of the three previous conference tournament meetings, dropping a 70-64 decision in the first round of the 1990 WAC Tournament (in El Paso, Texas), winning 58-51 in the first round of the 1991 WAC Tournament (in Laramie, Wyo.) and winning 80-69 in the first round of the 1996 WAC Tournament (in Albuquerque, N.M.). The Falcons have won four straight overall in the series although SDSU has won 17 of the last 25 meetings dating back to the 1992-93 season.

► More series information on page three.

► Complete series information on page 42.

Aztec Basketball

SAN DIEGO STATE GAME NOTES ♦ vs. AIR FORCE ♦ THU., MARCH 10 ♦ PEPSI CENTER ♦ DENVER, COLO.

Glory's Last Chance; Sixth-Seeded San Diego State Opens Sixth Mountain West Conference Championship Against Third-Seeded Air Force on National TV Thursday Night

San Diego State (10-17 overall; 4-10 Mountain West Conference) begins pursuit of its second MWC championship when the sixth-seeded Aztecs take on third-seeded Air Force (18-11; 9-5 MWC) in the final quarterfinal game of the sixth annual MWC Tournament at Pepsi Center in Denver, Colo.

The 53rd meeting between the team and the fourth postseason meeting between the Aztecs and Falcons will begin at 10 p.m. MST/9 p.m. PST and will be shown nationally on ESPN. The game can be heard in southern California on XPRES 1090-AM.

San Diego State, which is playing a predominately nine-man rotation made up of two seniors, three juniors, two sophomores and two freshmen, is not your typical six seed. Just consider the following:

► SDSU outscored its MWC opposition in the first half by a 442-441 score.

► SDSU lost seven conference games in which it held a second half lead.

► SDSU lost four league games that were a one possession game with four seconds or less remaining in the second half.

► SDSU led more than 27 minutes in three of its MWC losses.

► SDSU lost three conference games in which it led by at least 11 points.

► SDSU lost three league games in overtime.

► SDSU lost two MWC games in which it led with less than 10 seconds to play in the second half.

The Aztecs, who claimed the 2002 conference title from the fifth-seeded position, are 3-4 all-time in the MWC tournament, 17-17 all-time in Division I conference tournaments and 13-7 in the opening game of Division I conference tournaments.

San Diego State owns a 35-17 all-time series lead over Air Force. The Aztecs have won two of the three postseason meeting between the teams. All three occurred while the teams were in the Western Athletic Conference, with the Falcons winning in 1990 and the Aztecs posting victories in 1991 and 1996. Air Force has won four straight in the series overall, with SDSU's last victory coming on Feb. 22, 2003.

Young Aztecs Earn All-MWC Honors

Three San Diego State underclassmen earned recognition on the Mountain West Conference all-league teams announced Monday.

The Aztecs' sophomore tandem of Brandon Heath and Marcus Slaughter each earned a spot on the league's second-team. The duo were two of only three underclassmen on the three five-player teams.

Brandon Heath is ranked fifth in the league in scoring and assists. A native of Los Angeles, Heath has produced nine 20-point scoring games this season and leads the Aztecs in scoring (17.7 ppg) and assists (94).

Marcus Slaughter is sixth in the league in scoring and second in rebounding. He has 10 double-double games this season and has scored in double figures in all 25 games he has played in this season. He is averaging 17.3 ppg and owns a team-best average of 9.0 rpg.

Freshman Matt Thomas earned honorable mention all-conference honors. He is fourth on the team in scoring at 6.2 ppg and is averaging 3.2 rpg. He has made eight starts, including five straight and was one of only two freshmen players honored by the league.

INSIDE...

| | |
|-----------------------|--------|
| Radio/TV Flip Card | pg. 14 |
| Player Bio Updates | 17 |
| Conf. Tourney History | 29 |
| Recaps | 44 |
| Statistics | 53 |

► Thursday's quarterfinal game between Air Force and San Diego State features the only four players from the Mountain West Conference first and second teams expected to return the following season. Of the 10 players on the two teams, five are seniors and one is expected to leave the college ranks (Andrew Bogut). That leaves SDSU's Marcus Slaughter and Brandon Heath and Air Force's Nick Welch and Antoine Hood as the only four players expected to return in 2005-06.

► See You in the Finals Next Year?, Page 6

► The non-senior portion of the SDSU roster has accounted for 82.3 percent of the scoring, 82.5 percent of the rebounds, 79.9 percent of the assists and have logged 79.3 percent of the minutes this season. Those numbers plus a top 20 recruiting class have Aztec fans excited about the future. The senior class has accounted for just 59 of the last 543 Aztec points (10.9 percent).

► Relying on the Underclassmen, Page 8

► Although Air Force swept the season series, SDSU did enjoy leads at the intermission of both games.

► SDSU-AF: The Series, Page 3

AZTECS AT-A-GLANCE (10-17 OVERALL/4-10 MWC)

| No. | Name (Career G/GS) | Pos. | Ht. | Wt. | Cl. | PPG | RPG | Misc. | Note |
|-----|----------------------------|------|------|-----|-----|------|-----|-----------|---|
| 0 | Tommy Johnson (97/21) | G | 6-3 | 186 | Sr. | 1.1 | 0.9 | 0.6 apg | Played 13 mins. vs. Air Force, most since Dec. 21; Made 8 of last 15 FGAs |
| 1 | ► Brandon Heath (57/52) | G | 6-3 | 183 | So. | 17.9 | 3.4 | 3.6 apg | MWC rankings: 5th in scoring, 5th in assists; 19 career 20+ scoring gms. |
| 3 | ► Chris Walton (108/44) | F | 6-8 | 234 | Sr. | 6.4 | 2.6 | 1.4 apg | CH 23 pts, 10-11 FGs vs. CSU; GW shot at BYU; Missed 10 games this season |
| 11 | Tyler Smith * (26/8) | G | 6-2 | 208 | Fr. | 2.4 | 1.7 | 50.0 3FGs | Made 12 of last 19 3FGA; Season 3FGs: 17-of-34; 32 assists and 20 TOs |
| 15 | ► John Sharper (84/23) | G | 6-0 | 195 | Jr. | 5.9 | 1.1 | 36.6 3FGs | 38.7 career 3FG pct; 2 or more 3's in 11 gms. this season; Made 7 of last 17 3FGs |
| 20 | Trimaine Davis (68/6) | F | 6-8 | 233 | Jr. | 5.2 | 2.2 | 59.2 FGs | 63 pts., 27 rebs. in last 7 gms.; Scored in 12 straight gms.; Career 57.9 FG pct. |
| 21 | ► Matt Thomas (27/9) | G | 6-3 | 191 | Fr. | 6.4 | 3.1 | 1.6 apg | 71 pts., 35 rebs. in last 6 gms.; 7 10+ scoring gms.; 30+ min. in 6 straight gms. |
| 24 | Tim McGrath (0/0) | F | 6-5 | 182 | Fr. | --- | --- | --- | REDSHIRT CANDIDATE. High jumped 6-10 in high school. |
| 30 | Chris Lamb (0/0) | F | 6-9 | 205 | Fr. | --- | --- | --- | REDSHIRT CANDIDATE. Grew nine inches during his prep career |
| 31 | Jared Ines * (5/0) | F | 6-7 | 234 | Sr. | 1.6 | 0.0 | 5 GP | Hard working senior with great strength for his size; 6 pts. vs. UCSD |
| 33 | Chris Manker (102/12) | C | 7-0 | 225 | Sr. | 6.9 | 2.7 | 1.0 apg | 64 career treys; Aztecs are 11-4 when he blocks a shot; Made 23 of last 26 FTA |
| 42 | ► Marcus Slaughter (55/43) | F | 6-8 | 223 | So. | 17.3 | 9.0 | 28 blks. | 10+ pts in 25 straight; 10 double-doubles this yr., 12 in career; 6 in last 11 gms. |
| 50 | Mohamed Camara (27/21) | C | 6-10 | 265 | Jr. | 2.6 | 4.0 | 18 blks. | Speaks 6 languages; Avg 8.9 rebs. per 40 min.; 107 rebs. are 2nd on team |

Head Coach: Steve Fisher (Illinois State, 1967) • 264-178 (14th full season overall) • 80-96 (sixth season at SDSU)

Assistant Head Coach: Brian Dutcher (Minnesota, 1982) **Assistant Coaches:** Gregg Gottlieb (UCLA, 1995), Mark Hughes (Michigan, 1989)

Student Assistant Coach: Travis Hanour (Named to position on Jan. 26 after he announced the end of his collegiate playing career due to injury)

Director of Operations: Mark Fisher (Michigan, 2001) **Athletic Trainer:** Mark Haines (Metropolitan State College, 1987)

SDSU SCHEDULE/RESULTS - 10-17/4-10 MWC

| Date | Opponent (Television) | Time/Result | Note | Record | RPI | Sagarin | |
|--|---------------------------------------|----------------|---|--------|-----|---------|--|
| N.19 | UC Santa Barbara (Ch. 4 San Diego) | ot-L, 72-80 | ► Aztecs overcome 10-point deficit to force OT but can't overcome 38.8 FG pct. | 10-17 | 238 | 207 | |
| N.22 | Monmouth (Ch. 4 San Diego) | W, 69-65 | ► SDSU rallies from 18 points to win; Aztecs enjoy 41-20 rebound advantage | 16-13 | 164 | 218 | |
| N.27 | UC San Diego | W, 86-51 | ► Manker and Slaughter combine for 43 points; Aztecs force 27 TOs and shoot 60.4 pct. | 11-16 | --- | --- | |
| D.1 | San Diego (Ch. 4 San Diego) | W, 83-63 | ► SDSU shoots 53.6 percent has 38-24 rebound margin; Heath (26 pts.), Manker (22 pts.) | 16-12 | 125 | 118 | |
| D.4 | at UC Santa Barbara | W, 73-55 | ► Aztecs connect on 12-of-20 3FGs and have 60.0 FG pct.; SDSU led by 36 in 2nd half | 10-17 | 238 | 207 | |
| D.7 | at No. 16/21 Washington | L, 69-98 | ► Washington scores first eight points and leads wire-to-wire; Thomas career-high 14 pts. | 24-5 | 6 | 6 | |
| San Diego SLAM Presented By PerfectWave Technologies (Cox Arena; San Diego, Calif.) | | | | | | | |
| D.11 | Southern California vs. San Diego | USC, 87-75 | | | | | |
| D.11 | California (Ch. 4 San Diego) | L, 57-60 | ► SDSU shoots 35.0 percent and is outrebounded 37-30; Slaughter: 18 pts., 9 rebs. | 13-15 | 129 | 123 | |
| D.14 | SAINT MARY'S | L, 64-73 | ► Aztecs rally from 11-point second half deficit to take lead; SDSU: 36.0 FG%, 21.4 3FG% | 24-7 | 31 | 53 | |
| D.18 | at Loyola Marymount (Ch. 4 San Diego) | L, 68-72 | ► SDSU shoots 35.2 percent; 2nd half rebounds: LMU 24, SDSU 12; Slaughter 21 pts. | 11-17 | 171 | 159 | |
| D.21 | CAL ST. FULLERTON (Ch. 4 San Diego) | W, 63-60 | ► Slaughter collects 3rd double-double of the season; Smith CHs - 8 pts., 8 rebs; CSUF 29.0% | 16-8 | 110 | 131 | |
| D.28 | at Iowa State (ESPN Regional) | L, 59-69 | ► Aztecs led by 3 with 9:30 to play; SDSU shoots 38.3 pct. and attempts 7 free throws | 18-9 | 61 | 43 | |
| D.31 | PROVIDENCE (Ch. 4 San Diego) | L, 67-76 | ► Aztecs lead for 21:50 and by as many as 7; FG Shooting: PC 50.9, SD 34.9 | 14-16 | 102 | 74 | |
| J.3 | SOUTH DAKOTA ST. (Ch. 4 San Diego) | W, 64-49 | ► SDSU forces 23 TOs and holds Jackrabbits to 30.8 pct. FG shooting | 10-18 | --- | 279 | |
| J.8 | *at Brigham Young (SportsWest) | W, 59-57 | ► Aztecs rally from 13 down get 7-foot put-back from Walton to claim 3rd win ever in Provo | 9-20 | 227 | 186 | |
| J.15 | *at UNLV (SportsWest) | W, 81-73 | ► Heath career-high 37 pts., 12-18 FGs, 12-12 FTs; SDSU defeats UNLV for 2nd time in Vegas | 15-12 | 105 | 88 | |
| J.22 | *WYOMING (Ch. 4 San Diego) | ot-L, 81-88 | ► Heath 29 pts., 12-23 FGs, 4-8 3FGs; Rebs: UW 47, SDSU 28; Cowboys shoot 50.8% | 15-12 | 112 | 107 | |
| J.24 | *COLORADO STATE (ESPN) | W, 84-77 | ► Walton career-high 23 pts., 10-11 FGs; SDSU shoots 52.8 pct. and has 7 turnovers | 11-16 | 253 | 165 | |
| J.29 | *at Air Force (Ch. 4 San Diego) | L, 52-60 | ► SDSU forces season low eight turnovers; SDSU FTs: 8-20; Slaughter 12 pts., 15 rebs. | 18-11 | 111 | 73 | |
| J.31 | *at New Mexico (SportsWest) | L, 71-88 | ► New Mexico shoots 57.1 pct from field (highest by an SDSU opponent this season) | 23-6 | 87 | 45 | |
| F.5 | *No. 21/22 UTAH (Ch. 4 San Diego) | L, 41-61 | ► Rebounds: Utah 36, SDSU 23; Aztecs 41 points are fewest in Cox history | 25-4 | 22 | 23 | |
| F.7 | *BRIGHAM YOUNG (SportsWest) | W, 66-58 | ► Davis CHs 12 pts., 8 rebs.; Slaughter 16 points, 11 rebounds; 1st sweep of BYU since '85 | 9-20 | 227 | 186 | |
| F.12 | *UNLV (ESPN+Plus) | ot-L, 91-93 | ► Rebels rally from 18-point second-half deficit and 10 pts. down with under 30 secs. to play in reg. | 15-12 | 105 | 88 | |
| F.19 | *at Colorado State (Ch. 4 San Diego) | ot-L, 89-93 | ► Fouls: SDSU 27, CSU 14; Heath 28 pts.; Slaughter 18 pts., 7 rebs. | 11-16 | 253 | 165 | |
| F.21 | *at Wyoming (ESPN) | L, 65-69 | ► SDSU has five players score in double figures; FTs: UW 21-23, SDSU 12-18 | 15-12 | 112 | 107 | |
| F.26 | *NEW MEXICO (SportsWest) | L, 61-78 | ► FG Percentage: UNM 56.3, SDSU 40.4; Slaughter (13 pts.) leaves game w/sprained toe | 23-6 | 87 | 45 | |
| F.28 | *AIR FORCE (Ch. 4 San Diego) | L, 57-77 | ► SDSU led 33-30 at half; Slaughter missed game due to injury; FG Pct.: AF 52.8, SD 40.0 | 18-11 | 111 | 73 | |
| M.5 | *at Utah (ESPN+Plus) | L, 60-72 | ► Aztecs stay close despite missing Slaughter, -22-rebound margin and Utah 60.0 FG pct. | 25-4 | 22 | 23 | |
| Mountain West Conference Basketball Tournament (Pepsi Center, Denver, Colo.) | | | | | | | |
| M.10 | vs. Air Force (ESPN) | 10:00 p.m. MST | ► San Diego State tries to repeat 2002 MWC championship run | 18-11 | 111 | 73 | |
| M.11 | Semifinal Round | | | | | | |
| M.12 | Championship Game | | | | | | |

* - Indicates Mountain West Conference game. RPI, Sagarin and records are current as of March 6, 2005.



San Diego State Mountain West Conference Tournament Quick Facts

2005 Mountain West Conference Championship ■ March 10-12, 2005 ■ Denver, Colo. ■ Pepsi Center (19,515)

Quarterfinal Games: (1) Utah vs. (8) Colorado State, noon MT; (4) UNLV vs. (5) Wyoming, 2:30 p.m. MT; (2) New Mexico vs. (7) Brigham Young, 7 p.m. MT; (3) Air Force vs. (6) San Diego State, 10 p.m. MT

Monday

9:02 a.m. PST - Steve Fisher on MWC Media Teleconference (contact SID office for call-in number)
12:15 p.m. PST - SDSU Men's and Women's Media Conference (Cox Arena)

Wednesday

Aztecs depart for Denver (no media interview opportunities after team leaves for championships).

Thursday

10:00 a.m. MST - SDSU practice at Pepsi Center (closed to public and media, except ESPN).
10:00 p.m. PST - SDSU vs. Air Force

Friday

4:00 p.m. or 5 p.m. MST - SDSU practice at Pepsi Center (closed to public and media, except ESPN).
10:00 p.m. PST - 2nd semifinal game

Saturday

Noon or 1 p.m. MST - SDSU practice at Pepsi Center (closed to public and media, except ESPN).
8:00 p.m. PST - 2nd semifinal game

The Seed: San Diego State is the tournament's number six seed. This is the second consecutive season the Aztecs have been the sixth seed. SDSU owns

three victories over higher seeds in the five-year history of the MWC championship, including a 78-75 win over third-seeded UNLV in the 2002 finals.

Quarterfinal Opponent: Third-seeded Air Force is 18-11 overall and 9-5 in the MWC. The Falcons swept the Aztecs this season, although SDSU led both games at the half, winning 62-50 in Colorado Springs and 77-57 in San Diego. SDSU leads the all-time series 35-17.

Television: All of San Diego State's Mountain West Conference games will be carried on ESPN.

Head Coach: Steve Fisher (Illinois State, 1967) is 80-96 in his sixth season at SDSU, 264-178 in his 14th full-season as a head coach; 3-4 in conference tournaments (2002 MWC champions), 45-30 in March; 20-7 in NCAA Tournaments; 7-2 Postseason NIT; 30-13 in NCAA, NIT and conference tournaments.

SID Contact: Mike May can be reached via cell at (619) 957-8372.

Last Year in the MWC Tournament: In the quarterfinals, third-seeded Utah defeated sixth-seeded San Diego State, 75-69.

SDSU MWC Tournament History

Appearances 6th
All-Time Record 3-4
In Quarterfinals 1-4
In Semifinals 1-0
In Finals 1-0
In Denver 0-1
Championships (1) - 2002

SDSU Division I Conference Tournament History

Appearances 21st
All-Time Record 17-17
In First Round/Prelims 7-2
In Quarterfinals 4-11
In Semifinals 3-4
In Finals 3-0
In Denver 0-1
vs. Air Force 2-1
Champions (3) - 1976 PCAA, 1985 WAC, 2002 MWC

Series Breakdown

THE SERIES

| | |
|----------------------|----------------|
| Overall | SDSU, 35-17 |
| Overall Streak | Air Force, 4 |
| Neutral | SDSU, 3-1 |
| Neutral Streak | SDSU, 2 |
| MWC Tourneys | none |
| Conf. Tourneys | SDSU, 2-1 |
| Div. I Era | SDSU, 27-11 |
| MWC Era | Air Force, 7-5 |
| at SDSU | SDSU, 18-6 |
| at Cox Arena | SDSU, 4-3 |
| at SDSU Streak | Air Force, 2 |
| at Air Force | SDSU, 14-10 |
| at Clune Arena | SDSU, 14-10 |
| at AFA Streak | Air Force, 2 |
| Fisher vs. Air Force | 5-7 |
| Fisher vs. Mooney | 0-2 |

STATISTICAL COMPARISON

| | SDSU | AFA |
|---------------------|-------|-------|
| Record | 10-17 | 18-11 |
| Conference Record | 4-10 | 9-5 |
| Scoring Offense | 68.5 | 60.9 |
| Scoring Defense | 71.0 | 53.7 |
| Scoring Margin | -2.5 | +7.3 |
| Rebound Margin | -3.0 | -5.7 |
| FG Percentage | 42.9 | 44.8 |
| FG Percentage Def. | 45.8 | 47.7 |
| 3FG Percentage | 32.4 | 36.3 |
| 3FG Percentage Def. | 35.0 | 34.0 |
| FT Percentage | 68.9 | 72.7 |
| Assists Per Game | 12.0 | 13.4 |
| Turnovers Per Game | 14.2 | 9.7 |
| Turnover Margin | +1.0 | +6.8 |
| A/T/O Margin | 0.8 | 1.4 |
| Blocks Per Game | 3.0 | 1.7 |
| Steals Per Game | 8.3 | 8.7 |

COMMON OPPONENTS

| | SDSU | AFA |
|---------------|-------------|-------------|
| BYU | W, 66-58 | W, 70-39 |
| at BYU | W, 59-57 | W, 52-49 |
| CSU | W, 84-77 | W, 58-53 |
| at CSU | ot-L, 88-93 | W, 59-47 |
| New Mexico | L, 61-78 | W, 64-62 |
| at New Mexico | L, 71-88 | L, 52-63 |
| UNLV | ot-L, 91-93 | W, 64-48 |
| at UNLV | W, 81-73 | L, 57-63 |
| Utah | L, 41-61 | L, 56-65 |
| at Utah | L, 60-72 | L, 51-63 |
| Wyoming | ot-L, 65-69 | W, 61-56 |
| at Wyoming | L, 65-69 | ot-L, 63-67 |

AIR FORCE (18-11; 9-5 MOUNTAIN WEST)

| No. | Name | Ht. | Wt. | Pos. | Cl. | PPG | RPG | Hometown |
|-----|------------------|------|-----|------|-----|------|-----|--|
| 5 | ▶ Matt McCraw | 6-2 | 185 | G | So. | 8.9 | 1.7 | Lakewood, Calif. (Mayfair) |
| 11 | ▶ Tim Keller | 6-3 | 185 | G | Sr. | 7.2 | 2.2 | Austin, Tex. (Anderson) |
| 12 | Tim Anderson | 6-2 | 185 | G | Fr. | 1.3 | 0.8 | El Paso, Tex. (Franklin) |
| 14 | Adam Hood | 6-1 | 181 | G | Fr. | 1.2 | 0.2 | Mesquite, Tex. (Poteet) |
| 15 | ▶ Antoine Hood | 6-4 | 205 | G | Jr. | 12.8 | 3.1 | Sugar Land, Tex. (Clements) |
| 20 | Jared Dillinger | 6-5 | 200 | G/F | So. | 2.1 | 1.3 | Littleton, Colo. (Dakota Ridge) |
| 21 | ▶ Jacob Burtschi | 6-6 | 225 | F | So. | 7.9 | 4.3 | Chickasha, Okla. (Putman City) |
| 22 | Chris Swan | 6-4 | 195 | G/F | Fr. | 1.7 | 0.6 | Los Angeles, Calif. (St. John Bosco) |
| 24 | Ryan Teets | 6-5 | 200 | F | So. | 2.1 | 0.6 | Springboro, Ohio (Springboro) |
| 34 | Dan Nwaelele | 6-5 | 210 | G/F | So. | 7.8 | 2.3 | Bothell, Wash. (Inglemoor) |
| 35 | Marc Holum | 6-6 | 205 | F | Jr. | 1.3 | 1.0 | Hellertown, Pa. (Saucon Valley) |
| 42 | Caleb Buchanan | 6-7 | 235 | C | Sr. | 2.7 | 1.9 | Bedford, Va. (Hargrave Military Academy) |
| 44 | Keith Maren | 6-7 | 225 | F | Fr. | 0.0 | 0.8 | West Milwaukee, Wis. (Central) |
| 45 | ▶ Nick Welch | 6-8 | 210 | C | Jr. | 12.0 | 3.6 | Fort Worth, Tex. (L.D. Bell) |
| 54 | John Frye | 6-10 | 210 | C | So. | 0.1 | 0.3 | Fredericksburg, Va. (Chancellor) |

Head Coach: Chris Mooney (Princeton '94) - 18-11 in first season at Air Force

Assistant Coaches: Mike McKee, Larry Mangino, Kevin McGeehan

San Diego State-Air Force: The Series

▶ San Diego State and Air Force are meeting for the 53rd time, with the Aztecs holding a 35-17 series lead.

▶ The Aztecs own a 3-1 advantage in games played on neutral ground.

▶ It used to be like clockwork. When SDSU and Air Force got together, the team with the halftime lead would go on to win the game. In fact, the team leading at intermission had won 10 straight coming into the 2004-05 campaign. But this year is the exception. The Aztecs led at the break in Colorado Springs (Jan. 29), 25-24, only to lose, 62-50. A month later, on Feb. 28, in San Diego, SDSU went into the locker room up three, 33-30, but could not overcome 27.3 percent shooting in the second half and wound up losing, 77-57.

▶ As mentioned above, the Aztecs held halftime leads in both games this year. The key to establishing that lead has been hot shooting and good defense. In the Jan. 29 game, the Aztecs outshot the Falcons 64.7 percent to 41.7 percent in the first half. In the Feb. 28 game, SDSU connected on 52.2 percent of its shots as compared to Air Force's 42.3 percent in the first 20 minutes.

▶ Despite the score of the last meeting, SDSU led for more than a quarter of the game, 12:46 to be exact, and enjoyed a lead of six points on two different occasions. The contest was close throughout with Air Force holding a single digit lead as late as the 2:17 mark in the second half.

▶ Although the final score may not represent it, the two games this year have been a see-saw battles. The first meeting featured four ties and 10 lead changes, while the second game saw the lead change four times and was tied on five different occasions.

▶ In eight of the last nine years in which the teams have met, one team has swept the season series from the other. In 1996 (three games), 1997, 1998, 2001 and 2003, the Aztecs broke out the broom, while in 2000, 2004 and 2005, Air Force won both meetings. The only time since 1996 that there was not a season sweep was in 2002 when each team defended its home court.

▶ The Falcons current win streak of four straight is their longest in the series. The Aztecs have won seven consecutive meetings with Air Force on two occasions, most recently from Jan. 20, 1996 through Feb. 7, 1998.

▶ The Aztecs have never lost three games to the Falcons in a single season.

▶ The series with the Falcons is the only MWC match-up in which the Aztecs hold the all-time lead. The 35-17 lead is 14 games better than the Aztecs' next closest series against a conference foe, a 23-33 deficit to Wyoming.

Game Storylines

* - The San Diego State-Air Force game will feature the only four players from the all-Mountain West Conference first- and second-teams expected to return next season. Aztec sophomores Marcus Slaughter and Brandon Heath and Falcon juniors Nick Welch and Antoine Hood are four of the five non-seniors on the first two teams. The other, Utah sophomore Andrew Bogut is expected to play professionally next season.

* - San Diego State lost five Mountain West Conference games in which it led at the half, including both games against Air Force.

* - SDSU's Matt Thomas, one of only two freshmen to earn all-Mountain West Conference honors, scored a career-high 20 points against Air Force on Feb. 28. He connected on 12-of-13 free throws in that contest.

* - SDSU sophomore Marcus Slaughter tied his career-high earlier this season with 15 rebounds against the Academy. He had 12 points and 15 rebounds in the Jan. 29 game in Colorado Springs. He missed the rematch in San Diego with a sprained big toe. A native of Riverside, Slaughter has connected on 61.9 percent from the field (13-of-21) in three career games against the Falcons.

THE SERIES

Series: San Diego State leads, 35-17

Home: 18-6, Away: 14-10, Neutral: 3-1

| Date | Location | Score |
|---------|------------------------|-------------|
| D.8.73 | N-Omaha, Neb. (CI) | W 87-68 |
| J.15.81 | *San Diego (SA) | W 58-43 |
| F.21.81 | *USAFA | 2ot-W 63-61 |
| J.25.82 | *USAFA | W 58-57 |
| F.4.82 | *San Diego (SA) | W 67-55 |
| J.31.83 | *San Diego (SA) | W 71-47 |
| F.26.83 | *USAFA | W 64-58 |
| F.2.84 | *USAFA | L 43-55 |
| M.3.84 | *San Diego (SA) | W 74-58 |
| J.5.85 | *USAFA | W 88-73 |
| J.28.85 | *San Diego (SA) | W 74-64 |
| J.2.86 | *San Diego (SA) | W 69-50 |
| J.31.86 | *USAFA | W 69-63 |
| J.8.87 | *USAFA | L 75-86 |
| F.7.87 | *San Diego (SA) | L 77-81 |
| J.21.88 | *USAFA | L 57-60 |
| M.5.88 | *San Diego (SA) | W 79-67 |
| J.7.89 | *San Diego (SA) | W 64-61 |
| F.4.89 | *USAFA (d) | L 69-87 |
| J.13.90 | *USAFA | W 72-68 |
| F.15.90 | *San Diego (SA) | L 59-65 |
| M.7.90 | *N-El Paso (IR) | ot-L 64-70 |
| J.10.91 | *USAFA | W 52-48 |
| F.16.91 | *San Diego (SA) | W 76-59 |
| M.6.91 | *N-Laramie (IR) | W 58-51 |
| F.1.92 | *USAFA | L 47-65 |
| F.20.92 | *San Diego (SA) | L 58-60 |
| J.28.93 | *San Diego (PG) | W 59-51 |
| F.4.93 | *USAFA | W 72-62 |
| J.29.94 | *USAFA | W 68-60 |
| F.5.94 | *San Diego (PG) | W 82-69 |
| J.19.95 | *San Diego (PG) | W 69-49 |
| F.9.95 | *USAFA | L 53-81 |
| J.20.96 | *USAFA | W 77-69 |
| F.10.96 | *San Diego (SA) | W 81-72 |
| M.6.96 | *N-Albuquerque (IR) | W 80-69 |
| J.11.97 | *USAFA | ot-W 77-69 |
| F.6.97 | *San Diego (SA) | W 83-67 |
| J.5.98 | USAFA | W 84-81 |
| F.7.98 | San Diego (CA) | W 66-55 |
| J.20.00 | *San Diego (CA) | 3ot-L 77-81 |
| F.24.00 | *USAFA | L 55-63 |
| J.20.01 | *San Diego (CA) | W 67-43 |
| F.19.01 | *USAFA | W 62-48 |
| F.4.02 | *USAFA | L 54-67 |
| M.2.02 | *San Diego (CA) (02:6) | W 49-47 |
| J.11.03 | *USAFA (d) | W 63-48 |
| F.22.03 | *San Diego (CA) | W 67-53 |
| J.31.04 | *San Diego (CA) | L 43-57 |
| M.1.04 | *USAFA | L 49-61 |
| J.29.05 | *USAFA (d) | L 50-62 |
| F.28.05 | *San Diego (CA) | L 57-77 |

AG - Aztec Gym, PG - Peterson Gym, CA - Cox Arena
 Number after location is Air Force AP rank at game time. * - conference game. ^ - conference tournament.

SDSU PLAYERS VS. AIR FORCE

Table with columns: PLAYER, GP-GS, Min-Avg, FG-FGA, Pct, 3FG-FGA, Pct, FT-FTA, Pct, Rebs, Avg, PF, FO, A, TO, Blk, Stl, Pts, Avg, Hi. Rows include Marcus Slaughter, Brandon Heath, Tommy Johnson, Chris Walton, Matt Thomas, Trimaine Davis, John Sharper, Chris Manker, Mohamed Camara, Tyler Smith.

MWC Individual Rankings (All Games)

Entering Thur., Mar. 10 games

Mohamed Camara

Table for Mohamed Camara: Off. Rebounding 10th (1.89), Blocked Shots 15th (0.67), Rebounding 18th (4.0)

Brandon Heath

Table for Brandon Heath: Steals 2nd (2.19), Scoring 5th (17.9), Assists 5th (3.56), Minutes Played 5th (34.15), Assist-TO Ratio 7th (1.01), Free Throw Pct. 8th (81.5), 3FG Made 10th (1.59)

John Sharper

Table for John Sharper: 3FG Percentage 11th (36.4), Steals 12th (1.15), 3FG Made 15th (1.48)

Marcus Slaughter

Table for Marcus Slaughter: Off. Rebounding 2nd (3.32), Rebounding 2nd (9.0), Def. Rebounding 3rd (5.64), Minutes Played 4th (34.24), Scoring 6th (17.3), Blocked Shots 8th (1.12), Steals 9th (1.28)

Matt Thomas

Table for Matt Thomas: Steals 14th (1.11)

MWC Team Rankings (All Games)

Table with columns: Category, Rank. Rows include Scoring Offense (6th), Scoring Defense (7th), Scoring Margin (7th), Free Throw Percentage (6th), FG Percentage (7th), FG Percentage Defense (7th), 3FG Percentage (8th), 3FG Percentage Defense (5th), Rebounding Offense (7th), Rebounding Defense (7th), Rebounding Margin (7th), Blocked Shots (6th), Assists (8th), Steals (2nd), Turnover Margin (2nd), Assist-TO Ratio (6th), Offensive Rebounds (2nd), Defensive Rebounds (7th), 3FG Made (6th)

► The two schools have never faced in the Mountain West Conference tournament, but have met three times in the WAC tournament, the last time being in 1996. In postseason tournament games, the Aztecs own a 2-1 record. Their lone loss came on March 7, 1990 in overtime when they fell, 70-64, in Laramie, Wyo.

► Reaching 60 points in Thursday's game seems to be a key to victory for the Aztecs against the Falcons. Going back to the 1990-91 season over 27 meetings, SDSU has won all but one game (16-1) against Air Force in which it scored 60 or more points. Air Force also needs to reach the 60-point mark - the Falcons are 12-3 this year when scoring at least 60 and 6-8 when scoring less.

► Series Trends: The team ahead at the half has won 10 of the last 12 games in the series (both losses have come this season)... The team with the fewest turnovers has won seven of the last eight games in the series... Since Feb. 24, 2000, teams that reach 60 points are 9-0... Since the formation of the MWC, SDSU is 5-2 when committing 18 or less turnovers in a game and 0-5 vs. Air Force when committing 19 or more turnovers... Four of the last six games that SDSU has lost, the Aztecs have turned the ball over exactly 19 times.

► Current San Diego State player statistics can be found above

EARLIER MEETING THIS SEASON AND LAST MEETING IN COX

Air Force 77, San Diego State 57 | Feb. 28, 2005 | Cox Arena at Aztec Bowl

SAN DIEGO - Air Force connected on 13 three-point field goals, shot 52.8 percent from the field and ended the game on a 17-5 run to break open a close game and defeat San Diego State 77-57 on Feb. 28 at Cox Arena.

Playing with out sophomore Marcus Slaughter due to a sprained left toe, the Aztecs fell behind 14-7. But San Diego State battled back on senior night and used a 24-11 run to build a six-point advantage before settling for a 33-30 lead at intermission.

San Diego State scored its first 27 points of the game without tapping into its two leading scorers on the season. Brandon Heath (18.0) and Slaughter (17.3), who had accounted for 50.9 percent of SDSU's points this season, did not score a point until Heath converted made a pair of free throws with 3:39 to play in the first half.

After committing just three turnovers in the first half, SDSU turned the ball over three times in the first 4:20 of the second half. Air Force tied the game at 37 on Antoine Hood's layup off a pass from Nick Welch. That was part of an 11-0 Falcon run, which resulted in a 46-39 Air Force lead with 12:41 remaining.

San Diego State cut an 11-point deficit to eight with 3:08 to play, but was unable to get any closer.

The Falcons shot 52.8 percent from the field in the contest, while the Aztecs converted on just 40.0 percent from the field.

SDSU was led by true freshman Matt Thomas, who connected on 12-of-13 free throws and ended the game with 20 points. Heath and junior forward Triamine Davis each contributed 10 points and five rebounds.

EARLIER MEETING THIS SEASON AND LAST MEETING AT USAFA

Air Force 61, San Diego State 49 | Mar. 1, 2004 | Clune Arena

Jacob Burtschi scored 16 points to lead Air Force to a 62-50 win over San Diego State at Clune Arena on Jan. 29.

With the win, Air Force (13-7, 4-1 Mountain West) moved into sole possession of second place in the conference and gained its 23rd consecutive win at home, the nation's second-longest home winning streak.

The Falcons started cold from three-point range and trailed by a point at the half.

Air Force's Nick Welch made a layup with 13:48 left in the game to start a 10-1 run for the Falcons early in the second half. Welch finished with 10 points.

Table titled 'Last Meeting vs. Air Force' and 'Air Force 77, San Diego State 57'. Includes player stats for both teams and team totals.

Aztecs off the Court

► Mohamed Camara

Speaks six languages... Moved to the United States on Sept. 29, 2001... Started playing basketball in 1999.

► Trimaine Davis

Hit by a car at age 16 that initiated his switch from football to basketball... Wears jersey No. 20 in memory of high school friend Greg Ashford who died in a drowning accident.

► Travis Hanour

Grew eight inches between his freshman and junior years of high school... Has four tattoos, all Christian related.

► Brandon Heath

Through his first full year (Fall, spring and summer semesters), he has completed 41 college units... Classified as a junior academically following the Fall, 2004 semester.

► Tommy Johnson

Enjoys traveling and visited St. Thomas on a seven-day cruise in summer of 2003... Has a basketball card collection.

► Chris Manker

Attended and worked the 1999 U.S. Senior Open at the Des Moines Golf and Country Club... Wants to open a sports restaurant chain called Super Manker's.

► John Sharper

His mother is working on her Ph.D. in education psychology at the University of Missouri... Played the saxophone for three years in high school.

► Marcus Slaughter

Heavily involved in community activities and initiates many of the community projects the team is involved in... Teamed with Brandon Heath to win the 2004 Pro City championship in Los Angeles (formerly known as the Say No Classic).

► Chris Walton

Organized food drives in conjunction with Aztec basketball home games each of the past three seasons.. Went to his first Grateful Dead concert when he was two months old... Youngest son of Bill Walton.

► Steve Fisher

Won a charity free-throw shooting contest featuring the eight head coaches at the 2003 EA Sports Maui Invitational.

A three-pointer by Tim Keller put Air Force up 41-30 with 10:10 left to play. The Falcons made 4-of-15 shots from three-point range in the first half but in the second half made 6-of-11.

A three-pointer by the Falcon's Marc Holum with 9:14 to play started another run that ended with a 3-pointer by Matt McCraw at 2:41 that put Air Force up 54-37. Keller finished with 12 points, while McCraw finished with 11. Burtschi also contributed on defense with five defensive rebounds and four steals.

Hitting shots from the low post and mid-range, San Diego State shot 64 percent from the field in the first half, with Marcus Slaughter going 4-for-4 for eight points, while Brandon Heath went 3-for-5 for eight points in the half.

San Diego State (9-9, 3-2) led 25-24 at the break and could have led by more had it made more than 1-of-8 free-throw attempts in the first half.

LAST SDSU VICTORY IN THE SERIES

San Diego State 49, Air Force 47 | Mar. 2, 2003 | Cox Arena at Aztec Bowl

SAN DIEGO - San Diego State shredded the NCAA's top scoring defense with a season-best 61.4 percent shooting performance and snapped a three-game losing skid with a 67-53 win over Air Force at Cox Arena.

The Aztecs completed the season series sweep of the Falcons behind a 28-point performance from Tony Bland while making 27-of-44 field goal attempts for the highest percentage yielded by Air Force to date.

Mike Mackell chipped in 16 points as SDSU gained its third straight win over the Academy and improved to 7-0 in 2002-03 when holding the opposition to fewer than 60 points.

The teams traded the lead 10 times and were tied on seven other occasions as the Falcons hit 8-of-10 three-pointers and the Aztecs shot the ball at a 66.7 percent clip in the first half. Neither team led by more than three points over the first 17 minutes of the first period, until the Aztecs went on an 8-0 run behind five straight Bland points and a Steve Sir three-pointer to take a 39-32 lead.

SDSU maintained at least a seven-point lead the rest of the way as the Aztecs never yielded back-to-back baskets in the second half. Air Force cut the lead to 55-48 with 6:19 left, but San Diego State responded with a 12-2 run highlighted by an alley-oop dunk from Trimaine Davis.

Bland and Mackell combined for 44 of the Aztecs' 67 points and shot 18-for-22. Tommy Johnson came off the bench to provide a defensive spark with a career-high three steals.

Aztec Cliff Notes

San Diego State (10-17 overall/4-10 Mountain West Conference) has been competitive throughout the season while facing one of the most challenging schedules in school history. The Aztecs have done this while having the senior class miss 59 games due to illness, injury and suspension. What looked like one of the most experience teams in school history has had to rely heavily upon underclassmen due to the dismissal of Wesley Stokes (who started 28 of 30 games a year ago) and injuries to Chris Walton (groin pull/hip flexor, missed 10 games) and Travis Hanour (tendinitis, missed 23 games).

The result has been an exciting, and somewhat inconsistent, season with a number of first and second year players making an immediate impact. And the Aztecs have been close to making an impact this season, losing four games in overtime and another three games by four points or less.

San Diego State has played with a predominately nine-man rotation since the return of Walton. The Aztecs have started 15 different lineups, 13 of which have started two games or less together.

The most consistent player for SDSU this season has been 6-8 sophomore forward Marcus Slaughter. Second on the team in scoring (17.3) and leading the team in rebounding (9.0), Slaughter has been a consistent threat for the Aztecs having scored in double figures every game he has played in this season and leading the team in scoring 11 times and rebounding 19 times. He started the first 25 games of the season but saw his consecutive games started streak broken at 42 when he missed SDSU's last two contests vs. Air Force and at Utah. He earned second-team all-conference honors and is one of two SDSU candidates for preseason MWC player of the year next season.

Joining Slaughter in the frontcourt are Mohamed Camara, Trimaine Davis, Chris Manker and Chris Walton. Typically the Aztecs have started three guards leaving one of the aforementioned players to join Slaughter on the front line.

Senior Chris Walton (6.4 ppg, 2.6 rpg) plays both the three and four positions for the Aztecs. He played the opener and then missed a month (nine games) due to a hip flexor/groin strain injury. He is still bothered by the injury, but has returned to play 21 or more minutes in all except two conference games (missing the Brigham Young game and playing 14 minutes against UNLV due to the flu). He has had a couple of terrific performances. He had 12 points, six rebounds and a game-winning shot at Brigham Young followed by 11 points, four rebounds and two assists in the victory at UNLV. He was 10-of-11 from the field and had a career-high 23 points in the victory over Colorado State. He has scored in double figures in five of his last 13 games.

Junior Mohamed Camara (2.6 ppg, 4.0 rpg, 18 blks.) is the Aztecs biggest post presence at 6-10, 265. He has only been playing basketball since 1999 and is continuing to develop his offensive skills. Had his best game of the season against Providence on Dec. 31 when he matched his career best with seven points and added a career-high 13 rebounds. He has seven or more rebounds in a game six times this season.

Senior Chris Manker (6.9 ppg, 2.7 rpg, 1.0 apg) exploded out of the gate and is putting together the best season of his career. Always a threat from behind the arc, the 7-0 center has emerged as a post option. This season he has 47 two-point field goals, 30 more than he had all of last season. He also has 64 career three-point goals. Most impressive, Manker leads the Aztecs in hockey +/-, as SDSU has outscored its opposition by 44 points when he is on the floor and been outscored by 112 points when he is out of the game.

Junior Trimaine Davis (5.2 ppg, 2.2 rpg) is playing the best basketball of his career. He is coming off the best stretch of games in his career posting career highs in points (12), rebounds (eight) and assists (two) against Brigham Young (Feb.

Lineup, Shaken Not Stirred

| | |
|--|--------|
| Starting Lineups in 04-05 | ... 15 |
| Players Making A Start | ... 10 |
| Players That Have Started at Least 1 Game Since 2/12 | ... 10 |
| Lineups Used in Last 8 Gms. | 7 |

Starts By Class

| | |
|------------|--------|
| Seniors | ... 22 |
| Juniors | ... 45 |
| Sophomores | ... 51 |
| Freshmen | ... 17 |

Mountain West

STANDINGS

| School | MWC | | Overall | |
|--------------|-----|----|---------|----|
| | W | L | W | L |
| Utah | 13 | 1 | 25 | 4 |
| New Mexico | 10 | 4 | 23 | 6 |
| Air Force | 9 | 5 | 18 | 11 |
| UNLV | 7 | 7 | 15 | 12 |
| Wyoming | 7 | 7 | 15 | 12 |
| SDSU | 4 | 10 | 10 | 17 |
| BYU | 3 | 11 | 9 | 20 |
| Colorado St. | 3 | 11 | 11 | 16 |

SCHEDULE AND RESULTS

Thursday, March 10

Utah vs. Colorado State, Noon MT

UNLV vs. Wyoming, 2:30 p.m. MT

New Mexico vs. BYU, 7 p.m. MT

Air Force vs. SDSU, 10 p.m. MT

Friday, March 11

Semifinal Game 1, 7 p.m. MT

Semifinal Game 2, 10 p.m. MT

Saturday, March 12

Championship Game, 8 p.m. MT

PRESEASON MWC POLL

| Pl. | School (1st Place Votes) | Pts. |
|-----|--------------------------|-----------|
| 1. | UNLV (14) | 182 |
| 2. | Utah (7) | 169 |
| 3. | Air Force (4) | 142 |
| 4. | New Mexico | 122 |
| 5. | Brigham Young | 92 |
| 6. | Colorado State | 87 |
| 7. | San Diego State | 71 |
| 8. | Wyoming | 35 |

SDSU RECORDS SET IN 2004-05

SDSU Single-Game Record

Highest FT Percentage 100.0 (17-of-17) by Brandon Heath vs. UNLV (2-12-05)
old record: 100.0 (15-of-15) by Bernie Finlay vs. Cal State Los Angeles (1959-60 season)

SDSU Team MWC Record

Most Points Scored 91 vs. UNLV (2-12-05); old record: 89 at Colorado State (3-3-03)
Highest Rebound Margin +16 at Air Force (1-29-05); old record: +16 - four times
Most FT Made 33 vs. UNLV (2-12-05); old record: 26 at Wyoming (3-1-03)
Most Steals 15 vs. Wyoming (1-22-05); old record: 14 at Colorado State (1-24-04)
Fewest Turnovers 7 at Wyoming (2-21-05) and vs. Colorado State (1-24-05); tied: four other times

SDSU Individual MWC Record

Most Points Scored 37 by Brandon Heath at UNLV (1-15-05)
old record: 32 by Myron Epps at Wyoming (1-29-00)
Field Goals Attempted 24 by Brandon Heath at Colorado State (2-19-05)
old record: 23 by Brandon Heath vs. Wyoming (1-22-05) and by Myron Epps at Wyoming (1-29-00)
Free Throws Made 17 by Brandon Heath vs. UNLV (2-12-05)
old record: 12 by Brandon Heath at UNLV (1-15-05)
Free Throws Attempted 17 by Brandon Heath vs. UNLV (2-12-05)
old record: 15 by Tony Bland at Colorado State (3-3-03)
Highest FT Percentage 100.0 (17-of-17) by Brandon Heath vs. UNLV (2-12-05)
old record: 100.0 (12-for-12) by Brandon Heath at UNLV (1-15-05)

Cox Arena Records

Most FT Made 33 vs. UNLV (2-12-05); tied: 33 vs. Cal State Northridge (12-1-01)
Fewest Turnovers 7 vs. Colorado State (1-24-05); tied: three other times

SDSU Individual Cox Arena Record

Free Throws Made 17 by Brandon Heath vs. UNLV (2-12-05)
old record: 12 by Marcus Slaughter vs. UC Santa Barbara (11-19-04)
Free Throws Attempted 17 by Brandon Heath vs. UNLV (2-12-05)
old record: 14 - five times
Highest FT Percentage 100.0 (17-of-17) by Brandon Heath vs. UNLV (2-12-05)
old record: 100.0 (8-for-8) by Brandon Heath vs. Monmouth (11-22-04)

7) and following that up with nine points, seven rebounds in 29 minutes against UNLV (Feb. 12). He has four double-digit games in his last seven outings, connecting on 28-of-41 (68.3 percent) shots during that stretch and is shooting 59.2 percent from the field this season. With 10 points against Air Force and at Utah in SDSU's last two games, the junior has scored in double figures in consecutive games for the first time in his career. As has always been the case, Davis is an enthusiastic player who took over the duties of team captain in Walton's absence.

Turning to the backcourt, the other staple in the Aztec lineup is sophomore guard Brandon Heath (leading scorer at 17.9 ppg, team-high 3.4 apg, 3.5 rpg). Heath has started 26-of-27 games this season, has 25 double-digit scoring games this season and has connected on a three-point field goal in 22 of his last 28 games. A graduate of Westchester High, Heath scored nine of San Diego State's last 11 points against the Cougars and followed that up with a career-high 37 points in the victory at UNLV. The sophomore has 19 career 20-point scoring games, and has 127 points in his last six games (21.2 ppg). He snapped out of an 0-for-9 shooting slump from three-point range by connecting on five consecutive threes against Utah on Saturday.

The rest of the backcourt consists of John Sharper, Tyler Smith and Matt Thomas.

Junior John Sharper (5.9 ppg, 1.1 rpg) is once again flirting with shooting 40 percent from three-point range. Fourth on the school's career three-point field goal percentage charts, he has started 18 games this season and played at least 13 minutes in all 27 games. He has a three-point field goal in eight straight games, connecting on 12-of-30 (40.0 percent) from bonus distance during that stretch.

Walk-on true freshman Tyler Smith (2.4 ppg, 1.7 rpg, 1.2 apg) has been the surprise of the year for San Diego State. Smith has started eight of the last 18 games and is second on the Aztec team in hockey +/- . This season, when he is on the court, the Aztecs have outscored their opposition by 12 points. When he is off the court, SDSU has been outscored by 80 points. He has made 12 of his last 19 three-point field goal attempts (63.2 percent) and had a career-best six assists at Brigham Young and a career-high 12 points in the home victory over Brigham Young.

True freshman Matt Thomas (6.4 ppg, 3.1 rpg, 1.6 apg) plays the point position for the Aztecs when he is on the floor. He has made nine starts this season, including six straight, and has seen action in all 27 games. An explosive player, Thomas has the ability to get around defenders and has double-digit scoring performances at Washington (14 points), vs. Saint Mary's (10 points), at New Mexico (14 points), vs. UNLV when he recorded his first double-double with 14 points and a career-high 10 rebounds, at Wyoming (11 points, nine rebounds), a career-high 20 points vs. Air Force and 14 points at Utah. He has scored in double figures in four of his last six games and has scored in double figures in consecutive games for the first time in his career.

See You in the Finals Next Year?

San Diego State and Air Force, two teams that should garner a lot of attention for preseason recognition meet in the quarterfinal round of the conference tournament on Saturday. Both teams feature a pair of second-team all-MWC players scheduled to return next season and return the bulk of their major contributors for the 2005-06 season as the box on the next page illustrates.

SDSU Mountain West Conference Player of the Week

| Date | Nominee |
|----------------|----------------------|
| Nov. 23 | Marcus Slaughter |
| Nov. 30 | Marcus Slaughter |
| Dec. 6 | Brandon Heath |
| Dec. 13 | Marcus Slaughter |
| Dec. 20 | Marcus Slaughter |
| Dec. 27 | Tyler Smith |
| Jan. 3 | Marcus Slaughter |
| Jan. 10 | Chris Walton |
| Jan. 17 | Brandon Heath |
| Jan. 24 | Brandon Heath |
| Jan. 31 | Marcus Slaughter |
| Feb. 7 | Marcus Slaughter |
| Feb. 14 | Marcus Slaughter |
| Feb. 21 | Brandon Heath |
| Feb. 28 | Marcus Slaughter |
| Mar. 6 | Brandon Heath |

Bold indicates player won the award

Weekly RPI and Sagarin Ratings

Previous Seasons

| Date | Sagarin | CBN RPI | |
|---------|---------|---------|-----|
| | | RPI | com |
| 1993-94 | | | 183 |
| 1994-95 | | | 218 |
| 1995-96 | | | 170 |
| 1996-97 | | | 198 |
| 1997-98 | | | 160 |
| 1998-99 | 278 | | 284 |
| 1999-00 | 273 | | 264 |
| 2000-01 | 143 | | 154 |
| 2001-02 | 66 | | 39 |
| 2002-03 | 108 | 103 | 99 |
| 2003-04 | 111 | 116 | 117 |

2004-05

| Date | Sagarin | CBN RPI | |
|---------|---------|---------|-----|
| | | RPI | com |
| Dec. 13 | 249 | 262 | 265 |
| Dec. 20 | 226 | 213 | 244 |
| Dec. 27 | 204 | 182 | 244 |
| Jan. 3 | 197 | 153 | 182 |
| Jan. 10 | 179 | 153 | 179 |
| Jan. 17 | 158 | *165 | 166 |
| Jan. 24 | 170 | 184 | 184 |
| Jan. 31 | 168 | 184 | 183 |
| Feb. 7 | 161 | 181 | 176 |
| Feb. 14 | 160 | 203 | 197 |
| Feb. 21 | 158 | 213 | 211 |
| Feb. 28 | 168 | 214 | 216 |
| Mar. 6 | | | |

* - Notes formula change from previous week.

Thursday's game will feature the only four players from the Mountain West Conference first and second teams slated to return next season (other six players are comprised of five seniors and Utah's Andrew Bogut).

San Diego State's sophomore tandem of Brandon Heath and Marcus Slaughter were both on the all-MWC second-team and joined Bogut as the only sophomore on any of the three teams. Air Force placed juniors Nick Welch and Antoine Hood on the second team.

The Bad Luck Aztecs

If it wasn't for bad luck, the Aztecs would have no luck at all. The 10-17 record this season does not begin to demonstrate how close the Aztecs have been to having a solid if not a terrific season. In 2004-05, San Diego State has lost three games in which they have led with less than a minute remaining and six games that were a one possession contest with less than 25 seconds to play in regulation.

A trend that started last season, since the beginning of the 2003-04 season, San Diego State has now lost six games in which it led with less than a minute to play in regulation, 12 games that were a one possession contest with less than 25 seconds to play in regulation and are 0-6 in overtime.

This season, SDSU is 4-10 in conference, but 0-4 in games decided by four points or less or in overtime.

Other tidbits in San Diego State's 17 losses this season:

- ▶ The Aztecs have led in the final 10 minutes of the game: 8 games
- ▶ San Diego State led for more than 20 minutes of the game: 5 games
- ▶ Lost a game it led at half: 5 games
- ▶ Owned double-digit lead: 3 games

The four overtime losses match Idaho State for the most losses in an extra session this season among the 330 Division I schools with an RPI Ranking.

Can We Catch A Break?

Last season San Diego State finished 14-16 but were just a couple of key possessions away from not only posting a fourth consecutive .500 or better record, but also making an appearance in a third straight postseason.

In 2003-04, San Diego State lost three games they led with 59 seconds to go in regulation, lost six games that were a one possession contest with 25 seconds or less remaining and lost seven games that SDSU led with 13:48 to go in regulation.

Splitting the six games that were a one possession contest with 25 seconds or less remaining that SDSU lost, would have given the Aztecs a 17-13 record.

Unfortunately, that trend has continued into the 2004-05 season. Of the Aztecs 17 losses this season, eight were a one possession game with under three minutes to play and six were a one possession game with less than 25 seconds to play in regulation.

▶ vs. UCSB, ot-L, 72-80. Aztecs shoot just 38.8 percent from the field but succeed from rallying from 10 points down to force overtime before suffering season-opening loss.

▶ vs. California, L, 57-60. Once again, San Diego State rallies from a double-digit deficit, trail by one point with 5:55 to play and have the ball down three when a three-point field goal attempt bounces off the rim as the clock expires.

▶ vs. Saint Mary's, L, 64-73. Stop us if you have heard this before. San Diego State, which trailed by 11 points at one time, rallies to take a one-point lead with 3:04 to play, but can't hold on to the lead.

▶ at Loyola Marymount, L, 68-72. Aztecs lead for 23:44 of the game and enjoyed a seven-point lead in the first half and a six-point lead in the second half. SDSU led with seven minutes remaining and trailed by two points with the ball with just over two minutes to play.

▶ vs. Providence, L, 67-76. San Diego State leads for more than 21 minutes of the game, leads by as many as seven points and a five-point second-half lead. SDSU has more rebounds, more free throw attempts and fewer turnovers but can not overcome 34.9 percent shooting.

▶ vs. Wyoming, ot-L, 81-88. Aztecs led by as many as 11 points, had a three-point lead with 2:58 to play, a two-point lead with 1:03 to play, a one-point lead with 45 seconds left and had two two point leads in overtime before losing.

▶ vs. UNLV, ot-L, 91-93. SDSU led by 18 points in the second half and by 10 points with under 30 seconds to play before frantic UNLV rally forced overtime. SDSU led 39:09 of the contest.

▶ at Colorado State, ot-L, 88-93. Aztecs had a 14-point first half advantage, owned a four-point lead with under a minute to play and was up two with under 10 seconds to play in regulation.

▶ at Wyoming, L, 65-69. San Diego State rallies from 14 points down to take the lead and is down by just two points in the final minute despite shooting just 35.8 percent from the field in the game.

▶ vs. Air Force, L, 57-77. Playing without sophomore sensation Marcus Slaughter, the Aztecs lead by as many as six points in the first half and own a three-point advantage after 20 minutes.

Conference Tournament History

San Diego State's conference tournament history dates back to 1976 when the school was a member of the Pacific Coast

Looking Ahead

| | SDSU | AFA |
|-----------------------|------|------|
| Returning All-MWC | | |
| 2nd-Team Members | 2 | 2 |
| Pct. Scoring By | | |
| Non-Seniors | 82.3 | 83.8 |
| Pct. Rebounding By | | |
| Non-Seniors | 82.5 | 80.9 |
| Pct. Assists By | | |
| Non-Seniors | 79.9 | 73.2 |
| Pct. Total Minutes By | | |
| Non-Seniors | 79.3 | 78.2 |

04 MWC Record vs. 05 MWC Record

| | 2004 | 2005 |
|------------------------------|------|------|
| Record | 4-10 | 4-10 |
| Overtime Record | 0-2 | 0-3 |
| Gms. decided by | | |
| 3 pts. or less/OT | 0-3 | 1-3 |
| Losses in one possession gm. | | |
| w/less than :25 | 4 | 4 |
| Losses when SDSU led | | |
| w/less than 1:00 | 3 | 3 |

Most Overtime Losses in 2004-05

| Rk. | School | OT Losses |
|-----|----------------------|-----------|
| 1. | SDSU | 4 |
| | Idaho State | 4 |
| 3. | American | 3 |
| | Cal State Northridge | 3 |
| | Canisius | 3 |
| | Georgia Southern | 3 |
| | Manhattan | 3 |
| | North Carolina A&T | 3 |
| | Ohio State | 3 |
| | South Carolina State | 3 |
| | Washington State | 3 |

Source: The RPI Report

MWC Individual Rankings (MWC Games)

Final - Includes all MWC games

Mohamed Camara

| | |
|-----------------|-------------|
| Off. Rebounding | 14th (1.43) |
| Blocked Shots | 15th (0.50) |

Triamine Davis

| | |
|-----------------|------------|
| Off. Rebounding | 9th (1.86) |
|-----------------|------------|

Brandon Heath

| | |
|---------------|-------------|
| Steals | 1st (2.21) |
| Scoring | 4th (18.3) |
| Assists | 6th (3.14) |
| Ast.-TO Ratio | 7th (0.90) |
| FT Percentage | 9th (78.5) |
| 3FG Made | 13th (1.36) |

John Sharper

| | |
|----------------|-------------|
| 3FG Made | 13th (1.36) |
| 3FG Percentage | 14th (32.8) |

Marcus Slaughter

| | |
|-----------------|-------------|
| Rebounding | 2nd (9.1) |
| Off. Rebounding | 2nd (3.08) |
| Def. Rebounding | 2nd (6.00) |
| Scoring | 7th (16.1) |
| Blocked Shots | 10th (0.83) |

Matt Thomas

| | |
|--------|-------------|
| Steals | 11th (1.29) |
|--------|-------------|

Chris Walton

| | |
|---------------|------------|
| FG Percentage | 7th (52.6) |
|---------------|------------|

MWC Team Rankings (MWC Games)

| Category | Rank |
|------------------------|------|
| Scoring Offense | 4th |
| Scoring Defense | 8th |
| Scoring Margin | 7th |
| Free Throw Percentage | 5th |
| FG Percentage | 7th |
| FG Percentage Defense | 8th |
| 3FG Percentage | 8th |
| 3FG Percentage Defense | 5th |
| Rebounding Offense | 7th |
| Rebounding Defense | 8th |
| Rebounding Margin | 7th |
| Blocked Shots | 6th |
| Assists | 6th |
| Steals | 2nd |
| Turnover Margin | 2nd |
| Assist-TO Ratio | 4th |
| Offensive Rebounds | 4th |
| Defensive Rebounds | 7th |
| 3FG Made | 6th |

Athletic Association. Over the course of 20 tournament appearances in three conferences, San Diego State has a 17-17 mark in postseason league tournaments, including a 3-4 record in the Mountain West Conference.

Title Town

The Aztecs have claimed three tournament championships, including one each in the PCAA, Western Athletic Conference and Mountain West. The most recent came in 2002 when the fifth-seeded Aztecs won the Mountain West title in Las Vegas.

For Openers

Overall, San Diego State is 13-7 in opening round/preliminary round games, including 1-4 in the Mountain West Conference with the win coming in the 2002 title run. SDSU has lost its last two first-round games. Only once in its history has San Diego State lost its first tournament game in three straight seasons (1988, 1989, 1990).

Mountain West History

San Diego State is 3-4 in the Mountain West Tournament. The Aztecs' three victories are tied for fifth most in the league with Wyoming. The Aztecs are 1-4 all-time in the first round and 1-0 in both the semifinals and championship game.

Against The Falcons

San Diego State has never faced Air Force in the Mountain West Tournament. However, dating back to the Western Athletic Conference, the Aztecs are 2-1 vs. Air Force in postseason play. The Falcons knocked off San Diego State in a 1990 WAC preliminary game, 70-64, in overtime. SDSU bounced back the next season to defeat the Falcons, 58-51, in another prelim game. In 1996, San Diego State defeated Air Force, 80-69, in a preliminary game.

Six Seed

When entering a postseason tournament as a sixth seed, San Diego State has a 2-3 record including an 0-1 mark in the Mountain West. San Diego State entered the 2004 Mountain West Tournament as a six seed and lost to No. 3 Utah, 75-69. SDSU has never reached the championship game as a sixth seed in any conference.

Three Feats

San Diego State is 4-4 all-time when facing a three seed, including a win over third-seeded UNLV in the 2002 tournament championship game. Only three times in their history have the Aztecs played in a 3-6 matchup and twice they came away with the upset win. In 1986, the sixth-seeded Aztecs knocked off No. 3 Utah, 73-71 in the WAC quarters. In 1998, SDSU was a sixth seed out of the Pacific division when it upset No. 3 Mountain division rep Wyoming, 60-57, in overtime.

No Deficit too Big, No Lead too Safe

This season, the Aztecs have made a habit out of rallying from large deficits for victory while also knowing the sting of surrendering a big lead in defeats.

San Diego State overcame an 18-point deficit to defeat Monmouth earlier this season, the largest comeback of the Steve Fisher era, but also surrendered an 18-point advantage in the loss to UNLV.

Three times this season in conference play San Diego State has been unable to hold a double-digit advantage in conference losses to UNLV and Colorado State. In those two games, both overtime losses, the Aztecs led for 70:12 and trailed for just 9:49. Had the Aztecs been able to hold on to those three double-digit leads in conference play, SDSU would be 7-3 in league play and in sole possession of second place in the conference.

Below is a look at the biggest deficits overcome for victory and the largest leads surrendered in defeats this season.

Largest Come From Behind Victories This Season

| | | | |
|---------------------|-----|---------------------------------------|------------|
| 1. Monmouth | -18 | Trailed, 8-26 with 10:58 in the first | Won, 69-65 |
| 2. at Brigham Young | -13 | Trailed, 12-25 with 5:55 in the first | Won, 59-57 |
| 3. at UNLV | -6 | Trailed, 16-22 with 9:21 in the first | Won, 81-75 |
| San Diego | -6 | Trailed, 8-14 with 14:29 in the first | Won, 83-63 |

Largest Leads Surrendered in Losses This Season

| | | | |
|----------------------|-----|-------------------------------------|-------------------|
| 1. UNLV | +18 | Led 55-37, with 12:26 in the second | Lost in OT, 91-93 |
| 2. at Colorado State | +14 | Led 30-16, with 7:04 in the first | Lost in OT, 88-93 |
| 3. Wyoming | +11 | Led 23-12, with 11:01 in the first | Lost in OT, 81-88 |

Relying on the Underclassmen

Most people expected big things from San Diego State's senior class in 2004-05. With six players entering their final season on the Mesa, SDSU looked to be loaded with experience.

But due to injuries and other circumstances, the six seniors on the Aztec squad - Travis Hanour, Jared Ines, Tommy Johnson, Chris Manker, Wesley Stokes and Chris Walton - have played a total of 72 games, made 22 starts, scored 327 points, pulled down 136 rebounds and have 65 assists through 27 games.

Tourney History

| League | Yrs. | Record | Titles |
|--------------|-----------|--------------|----------|
| PCAA | 3 | 4-2 | 1976 |
| WAC | 12 | 10-11 | 1985 |
| MWC | 5 | 3-4 | 2002 |
| Total | 20 | 17-17 | 3 |

Right now, the Aztec senior class is accounting for 20.7 percent of the minutes played, 17.7 percent of the scoring, 17.5 percent of the rebounding and 20.1 percent of the assists. That means the Aztecs are on pace to return players responsible for about 80 percent of those major statistical categories next season.

Despite having six members in its class, the seniors trail both the junior class (with three members) and sophomore class (with two members) in starts, minutes played, scoring and rebounds per game.

There may be hope on the horizon for the class, with Chris Walton returning from injuries to play recently. In addition, don't underestimate the importance of the senior class as SDSU is 5-0 when the group scores at least 20 points in a game. Although the senior class has accounted for just 59 of SDSU's last 543 points (10.9 percent).

Below is a statistical breakdown by class.

| Class | Opening Day | | | | | | |
|-----------|-------------|----|----|------|------|------|-----|
| | Players | GP | GS | Min. | PPG | RPG | APG |
| Senior | 6 | 72 | 22 | 42.1 | 12.1 | 5.0 | 2.4 |
| Junior | 3 | 81 | 45 | 58.8 | 13.7 | 7.3 | 2.0 |
| Sophomore | 2 | 52 | 51 | 65.8 | 33.9 | 11.7 | 4.8 |
| Freshmen | 3 | 55 | 17 | 36.9 | 8.7 | 4.8 | 2.7 |

Aztec Trends

Here are a couple of trends to look for on Saturday.

- ▶ In 28 of SDSU's last 29 games dating back to last season, the team that has had a higher field goal percentage has won the game.
- ▶ The Aztecs are 10-1 this season and 64-20 in the Fisher era when shooting better than their opponent. SDSU is 0-16 this season and 14-75, with 19 consecutive losses, when it has a lower field goal percentage.
- ▶ San Diego State is 10-8 this season when shooting at least 40 percent from the field (losses at nationally-ranked Washington, in overtime to Wyoming, at Air Force, at New Mexico, in overtime at Colorado State, vs. New Mexico and vs. Air Force, at Utah) and 0-9 when connecting on less than 40 percent of its shots.
- ▶ San Diego State is 9-5 when scoring more points than its opponent in the paint and 1-12 when scoring the same or fewer points in the paint.
- ▶ San Diego State is 5-0 this season when the senior class (Chris Manker, Chris Walton, Tommy Johnson, Travis Hanour and Jared Ines) contribute at least 20 points. The senior class had two points against Utah, was held without a point against Brigham Young, had 18 points at Colorado State and had six points at Wyoming. Of San Diego State's last 543 points, only 59 have been scored by members of the senior class (10.9 percent).
- ▶ Mohamed Camara: San Diego State is 4-4 this season when he shoots 50 percent or better from the floor.
- ▶ Brandon Heath: San Diego State is 3-2 this season and 8-3 in his career when Heath shoots 50 percent or better from the field... The Aztecs are 5-3 this season and 11-5 in his career when he posts an efficiency rating of +16 or better... SDSU is 7-6 this season when he has more assists than turnovers... Aztecs are 7-1 this season when he posts five assists or more in a game.
- ▶ Chris Manker: San Diego State is 4-3 this season and 11-4 in Manker's career when he blocks a shot... Dating back to his days at Oregon State, Manker's teams are 14-5 when he blocks a shot... SDSU is 15-12 in his career when Manker shoots 50 percent or better from the field... Aztecs are 5-1 this season when Manker records five or more rebounds.
- ▶ John Sharper: San Diego State is 12-10 since the beginning of the 2003-04 season when Sharper connects on multiple three-point field goals... Aztecs are 10-8 this season when he has two turnovers or less in a game.
- ▶ Marcus Slaughter: The Aztecs are 4-2 this season when Slaughter posts an efficiency rating of +20 or better... San Diego State is 3-3 this season when Slaughter shoots better than 50 percent from the field.
- ▶ Tyler Smith: San Diego State is 7-4 when he scores a point... The Aztecs are 4-0 when he has three or more assists... SDSU is 6-5 when he has more assists than turnovers.
- ▶ Chris Walton: San Diego State has won eight of its last 10 games and was 5-0 last season when Walton attempted at least four free throws... SDSU is 3-1 this season and 11-6 in his career when Walton scores in double figures.

Winning vs. Losing

If you look at San Diego State statistics in victories and losses, it is hard to believe the same team that has won 10 games, four by 15 or more points, is the same team that has lost 17 games, eight of which were a one possession game with less than three minutes remaining.

▶ The most glaring statistic is field goal percentage, where the Aztecs have shot 48.6 percent in 10 victories and 39.7 percent in 17 losses, a difference of 8.9 percent. In 28 of San Diego State's last 29 games dating back to last season, the team with the better field goal percentage has won. The Aztecs have lost 19 consecutive games when an opponent has a higher field goal percentage.

▶ To the surprise of no one, Aztec opponents are shooting better, 10.5 percent to be precise, in Aztec losses vs. Aztec wins. Holding opponents below 40.0 percent from the field has been a good omen, not only this season but during the Fisher era. The Aztecs are 36-6 when their opponent shoots 40 percent or less from the field.

▶ Another trend to look for is the rebound war. The Aztecs are practically even, with a +1.2 rebound margin in victories and a -5.6 rebound margin in losses, a swing of 6.9 rebounds per game. San Diego State is 5-5 this season and 53-35 in the Fisher era when owning a rebound advantage. Meanwhile, San Diego State is just 26-59 during Fisher's six seasons when facing a disadvantage on the glass.

| Wins vs. Losses | | |
|-----------------------|-------|-------|
| | W | L |
| Record | 10-0 | 0-17 |
| Scoring Margin | +12.0 | -11.1 |
| FG Percentage | 48.6 | 39.7 |
| Opp. FG Pct. | 39.2 | 49.7 |
| 3FG Percentage | 37.8 | 29.2 |
| Opp FTA/Gm | 14.2 | 21.4 |
| Reb. Margin | +1.2 | -5.6 |
| TO Margin | +2.1 | +0.4 |


SDSU All-Time MWC Players of the Week

| Year | Date |
|----------------|----------|
| 2000-01 | |
| Randy Holcomb | 12.18.00 |
| Randy Holcomb | 1.8.01 |
| 2001-02 | |
| Tony Bland | 12.3.01 |
| Al Faux | 12.10.01 |
| Randy Holcomb | 1.14.02 |
| 2002-03 | |
| Aerick Sanders | 2.01.03 |
| Evan Burns | 3.3.03 |
| 2003-04 | |
| Aerick Sanders | 12.1.03 |
| Aerick Sanders | 12.22.03 |
| Aerick Sanders | 1.5.04 |
| 2004-05 | |
| Brandon Heath | 12.6.04 |
| Brandon Heath | 1.17.05 |

SDSU All-Time Mountain West All-Conference Players

| Year | Team |
|------------------|------|
| 1999-00 | none |
| 2000-01 | none |
| 2001-02 | |
| Randy Holcomb | 1st |
| Al Faux | 2nd |
| Tony Bland | HM |
| 2002-03 | |
| Tony Bland | 2nd |
| Evan Burns | HM |
| Mike Mackell | HM |
| Deandre Moore | HM |
| 2003-04 | |
| Aerick Sanders | 2nd |
| Brandon Heath | HM |
| Marcus Slaughter | HM |
| Wesley Stokes | HM |
| 2004-05 | |
| Brandon Heath | 2nd |
| Marcus Slaughter | 2nd |
| Matt Thomas | HM |

The Brandon Heath Experience



Sophomore guard Brandon Heath has enjoyed an impressive sophomore season, ranking among the league leaders in scoring (17.9) and assists (3.6). In all games, the sophomore joins Wyoming's Jay Straight as the only players in the league to rank in the top five of both scoring and assists. He is second in steals, fifth in scoring, fifth in minutes played, fifth in assists, seventh in assist-to-turnover ratio, eighth in free throw percentage and 10th in three-point field goals made.

In Mountain West Conference games only, he ranks first in steals, fourth in scoring, sixth in assists, seventh in assist-to-turnover ratio, ninth in free throw percentage and 13th in three-point field goals made.

The scoring output Heath has produced in the two games against UNLV and Wyoming was the fifth highest total in consecutive games in school history and the highest since Anthony Watson scored 72 points (school-record 54 vs. U.S. International and 18 at Texas-El Paso) during the 1985-86 season. Below is a look at the most points scored in consecutive games during the Division I era. All four efforts that rank in front of Heath were produced by seniors and read like a who's who of Aztec basketball - school two-year scoring leader and 1979 all-WAC first-team Kim Goetz, 1984 All-American Michael Cage (twice) and 1986 WAC Player of the Year Anthony Watson.

Most Points/Two Consecutive Games/Div. I Era

| Pl. | Name (Class) | Points | Opponent | Season |
|-----|----------------------------|-----------|---|----------------|
| 1. | Kim Goetz (Sr.) | 82 | Brigham Young (38), Utah (44) | 1978-79 |
| 2. | Michael Cage (Sr.) | 75 | at Wyoming (40), Texas-El Paso (35) | 1983-84 |
| 3. | Anthony Watson (Sr.) | 72 | USIU (54), at Texas-El Paso (18) | 1985-86 |
| 4. | Michael Cage (Sr.) | 68 | Arizona (31), at Texas (37) | 1983-84 |
| 5. | Brandon Heath (So.) | 66 | at UNLV (37), Wyoming (29) | 2004-05 |
| 6. | Anthony Watson (Sr.) | 65 | Hawai'i (11), US International (54) | 1985-86 |
| | Michael Cage (Sr.) | 65 | at Colorado State (25), at Wyoming (40) | 1983-84 |
| 8. | Anthony Watson (Sr.) | 64 | at Hawai'i (34), Wyoming (30) | 1985-86 |
| 9. | Michael Cage (Sr.) | 63 | at Tulsa (32), Arizona (31) | 1983-84 |
| 10. | Michael Cage (Sr.) | 62 | at Texas (37), Oral Roberts (25) | 1983-84 |

- Other tidbits on Heath's outstanding season and career.
- ▶ Although his career consists of just 57 games, he is already 18th on the school's Division I career scoring chart with 895 points. His scoring average of 15.7 is the seventh-highest in the Division I era.
- ▶ One of only two MWC players (along with Utah's Andrew Bogut) to win multiple conference player of the week honors this season.
- ▶ As previously noted, he joins Wyoming senior Jay Straight as the only MWC players to rank among the league's top five in both scoring and assists.
- ▶ On the SDSU career charts, he is 7th in scoring average (15.7), 4th in three-point field goals attempted (298), 7th in three-point field goals (91), 8th in free throw percentage (76.6), 12th in steals (100), 13th in field goals attempted (766) and 18th in points (895) and 17th in free throws made (196).

Slaughter House Rules



Sophomore forward Marcus Slaughter has gotten off to an explosive start this season. An honorable mention all-conference selection as a freshman and a second-team all-MWC selection this season, Slaughter is averaging 17.3 ppg and a team-high 9.0 rebounds. Entering the tournament, he ranked among the league leaders in rebounding (2nd), scoring (6th), blocked shots (8th) and steals (9th) and minutes played (4th).

Other notes on Slaughter's tremendous season.

- ▶ He has produced double-digit scoring games in all 25 games he has played in this season marking the first time in his career the sophomore has scored 10 or more points in as many as three consecutive games. He had eight double-figure scoring games all of last season. His streak of 25 consecutive games is the second longest active streak in the MWC to Andrew Bogut of Utah. It is also the longest streak by an Aztec player since Mike Mackell tallied 10 or more points in 26 straight games during the 2001-02 and 2002-03 seasons.
- ▶ Slaughter has 10 double-doubles this season, matching the school record for double-doubles by a sophomore set by Eddy Gordon in 1980 and matched by Michael Cage in 1982. The 10 double-doubles are the seventh highest total in a single-season since the stat has been tracked beginning with the 1975-76 season. Slaughter has 12 career double-doubles, including six in his last 10 games.
- ▶ He led the Aztecs in scoring just once last season but has already led SDSU in scoring in 11 of the first 25 games this season.
- ▶ He has attempted 182 free throws in 25 games which is already the sixth highest single-season total in the Division I era and the most attempted by an Aztec player in the Steve Fisher era.

Chris Walton's Long, Strange, Trip

After missing nine games and a month of the season, Chris Walton's senior season appeared to be in serious jeopardy. Even after returning from a hip flexor/groin injury that continues to nag him today, the forward had scored all of 10 points, on 3-of-14 field goal attempts in his four games of the season.

But since scoring 12 points and hitting the game-winning shot against Brigham Young, Walton has been on quite a roll. In his last 13 games, Walton is averaging 7.5 points, 2.5 rebounds and has connected on 40-of-76 shots from the

SDSU Career Double-Doubles

| Pl. | Name | No. |
|-----|------------------|-----|
| 1. | Michael Cage | 61 |
| 2. | Joel Kramer | +26 |
| 3. | Randy Holcomb | 19 |
| 4. | Joe McNaull | 18 |
| 5. | Steve Malovic | 17 |
| 6. | Marty Dow | 16 |
| 7. | Leonard Allen | 15 |
| 8. | Aerick Sanders | 14 |
| | Eddy Gordon | 14 |
| | Will Connelly | 14 |
| 11. | Marcus Slaughter | 12 |
| | Rodney Hawkins | 12 |
| 13. | Gerald Murray | 11 |
| | Keith Smith | 11 |
| | Tony Gwynn | 11 |
| | --- | |
| | Chris Walton | 2 |
| | Matt Thomas | 1 |

SDSU Single-Season Double-Doubles

| Pl. | Name (Class), Season | No. |
|-----|---------------------------|-----|
| 1. | Michael Cage (Sr.), 84 | 23 |
| 2. | Michael Cage (Jr.), 83 | 18 |
| 3. | Randy Holcomb (Sr.), 02 | 14 |
| 4. | Marty Dow (Sr.), 91 | 13 |
| 5. | Aerick Sanders (Sr.), 04 | 12 |
| 6. | Gerald Murray (Sr.), 87 | 11 |
| 7. | Marcus Slaughter (So.) 05 | 10 |
| | Roy Kruiwyk (Sr.), 98 | 10 |
| | Keith Smith (Jr.), 82 | 10 |
| | Michael Cage (So.), 82 | 10 |
| | Michael Cage (Fr.), 81 | 10 |
| | Eddy Gordon (So.), 80 | 10 |
| 13. | Joe McNaull (Jr.), 92 | 9 |
| 14. | Joe McNaull (Sr.), 93 | 8 |
| | Mitch McMullen (Sr.), 89 | 8 |
| | Rodney Hawkins (Sr.), 88 | 8 |
| | Leonard Allen (Sr.), 85 | 8 |



field (52.6 percent).

Walton's comeback story is nothing short of amazing. Before the Aztecs left for the conference opener at Brigham Young, Walton scheduled an appointment with a specialist in Philadelphia to evaluate his injury. The senior carried his x-rays and MRI on the plane to Provo and was questionable for the game against the Cougars. Despite missing the previous four practices and not taking part in pregame walk-through, he informed Coach Fisher that he would

able to play a couple of minutes in the game.

He responded by playing 30 minutes, scoring 12 points including the game-winner on a fadeaway seven-footer as time expired. The next day he flew to Philadelphia and was told playing with the injury would cause no more damage. With that knowledge, Walton has played 21 or more minutes every game since with the exception of the Brigham Young game he missed due to the flu and the UNLV game (first game back from the flu).

Earlier this season he became the 14th Aztec player in the Division I era to log 100 career games and he is the only SDSU player to rank among the top 25 in career rebounds, assists and blocked shots.

Like Us Now? You'll Love Us in 2005-06

One thing Aztec fans know is that of the top eight players based on minutes played this season, six are slated to return next season (all but Manker and Walton). Included in that group of eight are two seniors (Chris Manker and Chris Walton), three juniors (Mohamed Camara, Trimaine Davis, John Sharper), two sophomores (Brandon Heath, Marcus Slaughter) and two true freshmen (Tyler Smith and Matt Thomas).

Joining that group is a recruiting class quickly earning accolades as one of the best nationally.

The Aztecs' early signees included Brett Hoerner, Kyle Spain, Kashif Watson and Jabbar Young. All four players, three from the high school ranks, and one from junior college, have been ranked among the top 125 players nationally in their respective classes.

With the addition of Florida transfer Mohamed Abukar who started practicing with the Aztecs on Thursday and will be eligible mid-December next season, HoopScoop Online has the Aztec 2005 class ranked 19th nationally.

Below is a look at the 2005 Aztec class.

Hoerner, a 6-11, 200-pound forward, is a senior at Fullerton High in Fullerton, Calif. He averaged 16.0 points, 9.8 rebounds and recorded 112 block shots for a team that went 20-7 last season. Hoerner is ranked among the top 100 recruits in his class by six different scouting services, including Hoop Alliance, which ranks him 51st. He is ranked as the 20th best power forward in the country by ScoutHoops.com and is a member of *Street & Smith's* High Honorable Mention All-America team.

Spain, a 6-6, 205-pound forward, is a senior at Newark Memorial High in Newark, Calif. He averaged 16.5 points, 8.0 rebounds and shot 70.4 percent from the free throw line as a junior. His team went 29-5 and played for the CIF Division I championship in 2003-04. Spain recorded three 30-point scoring games and posted eight double-doubles as a junior. He is one of just five players named to the *Street & Smith's* San Francisco-Oakland all-Metro team. He was rated as the 42nd best player nationally by Hoop Scoop's Clark Francis and was selected as the fourth best prospect in the state by the same service.

Watson, a 6-3, 180-pound guard, is a senior at Bishop Gorman High in Las Vegas. He averaged 17 points, six rebounds, four assists and three steals for a playoff team that went 21-7 last season. This season, his prep team is ranked among the top 25 nationally by two publications. He is ranked as the second best shooting guard on the west coast and among the top 35 players at the two-guard position nationally by Rivals.com. He was named to *Street & Smith's* High Honorable Mention All-America team. His brother, C.J., is a starting guard at Tennessee.

Young, a 6-11, 285-pound center, is in his second season at San Bernardino College. He will have two seasons remaining when he joins the Aztecs in 2005-06. Young was listed as the 20th-best center in the class of 2002 by ESPN.com. He was also listed as one of 20 players to watch in the state of Maryland by *USA Today* while he was at National Christian Academy (Md.). Young attended classes at San Diego State in the Spring of 2003.

Abukar, a 6-10, 210-pound forward, will be a junior when he begins playing for the Aztecs next December. He played in 30 games as a freshman and saw action in seven games this season for Florida. Earlier this season, he scored a career-high 22 points in just 12 minutes of action against Florida A&M.

Looking Back on the 4-4 League Start

It might not appeared great on paper, but the Aztecs 4-4 start to league play this season was rather impressive. Beside being the first SDSU team to post a .500 record after eight league games in seven seasons, the Aztecs have victories at Brigham Young and UNLV and difficult road trips to New Mexico and Air Force out of the way.

Below is a look at some of the accomplishments of the 2004-05 Aztecs through eight league games.

► San Diego State opened a league campaign with at least three victories in its first four games since the 1996-97 team opened WAC play with a 3-2 mark (def. UTEP, lost at UNLV, won at Air Force, def. Wyoming, lost to Colorado State). In the last 19 seasons, this is just the fourth time SDSU has owned a winning league record after five games.

► San Diego State posted a conference record above .500 (when SDSU was 3-2) this late in the league season (at least four

| ► CHRIS WALTON 2004-05 SEASON | | |
|----------------------------------|---------|---------|
| | First 4 | Last 13 |
| PPG | 2.5 | 7.5 |
| FG Shooting | 3-14 | 40-76 |
| FG Percentage | 21.4 | 52.6 |
| 3FG Shooting | 3-10 | 12-31 |
| 3FG Percentage | 30.0 | 38.7 |
| RPG | 2.8 | 2.5 |
| TOs PG | 3.3 | 1.6 |

| ► HOOPSCOOP'S TOP RECRUITING CLASSES OF 2005 | |
|--|---------------------|
| 1. | Louisville |
| 2. | Duke |
| 3. | Washington |
| 4. | Mississippi |
| 5. | Memphis |
| 6. | North Carolina |
| 7. | Mississippi State |
| 8. | Oklahoma State |
| | Louisiana State |
| 10. | Alabama |
| 11. | Baylor |
| | UNLV |
| 13. | Kansas |
| 14. | Arizona |
| 15. | Marquette |
| 16. | Georgia |
| 17. | Pittsburgh |
| 18. | UCLA |
| 19. | ► San Diego State |
| 20. | Connecticut |
| 21. | Auburn |
| | Southern California |
| 23. | Nebraska |
| 24. | Notre Dame |
| 25. | Syracuse |

games), since the 1996-97 team was 3-2 after five WAC games. SDSU has gotten to .500 late in league campaigns (finishing 7-7 in 2001-02 and 6-6 late in the 2002-03 season), but has never been above .500 after at least four games in the Mountain West Conference era.

- ▶ SDSU won its first two road games of the league season for just the second time in 35 Division I seasons (the previous time was in 1984-85 when the Aztecs went 23-8 won the Western Athletic Conference tournament and advanced to the NCAA Tournament).
- ▶ SDSU won at Brigham Young and UNLV in the same season for the first time in school history.
- ▶ SDSU won at Brigham Young for just the third time in 26 visits to Provo (3-23) and snapped a 17-game conference losing streak to the Cougars in Provo. BYU fell to 30-2 in its last 32 league home games.
- ▶ SDSU claimed its first regular-season victory at the Thomas & Mack Center, second win over UNLV in the building and third victory over the Rebels in Sin City in 19 games (3-16). UNLV dropped to 27-9 in MWC home games, and the last five MWC teams to defeat UNLV at home have gone on to finish third or better in the final conference standings.
- ▶ SDSU became the eighth MWC team (Utah became the ninth last Monday) to win its first two road games of the league campaign. Of the previous seven teams, five went on to win or share the league title, one team finished second and one team finished third.
- ▶ SDSU joined the 2003 Utah team as the only teams in Mountain West Conference teams in league history to win at UNLV and at Brigham Young in the same season.
- ▶ SDSU swept Brigham Young for just the third time in school history and the first time since the 1984-85 season.

Early Road Wins Are a Good Way to Win Title and Go Dancin'

On Jan. 15, San Diego State became just the eighth team in Mountain West Conference history to win its first two league road games (Utah became the ninth last Monday night). All seven of the previous MWC teams to win their first two conference road games advanced to postseason play, with five making the NCAA Tournament. Of the seven previous members of the club, five won or shared the conference title, one team finished second and one team finished third.

| Season | Team | First 2 MWC | Final MWC | Overall | MWC Finish | Postseason |
|---------|-----------------|-------------|-------------|---------|------------|-----------------|
| | | Road Games | Road Record | | | |
| 1999-00 | UNLV | 2-0 | 4-3 | 23-8 | 10-4/T-1st | NCAA Tournament |
| | Utah | 2-0 | 3-4 | 23-9 | 10-4/T-1st | NCAA Tournament |
| 2001-02 | Utah | 2-0 | 4-3 | 21-9 | 10-4/2nd | NIT |
| | Wyoming | 2-0 | 5-2 | 22-9 | 11-3/1st | NCAA Tournament |
| 2002-03 | Brigham Young | 2-0 | 5-2 | 23-9 | 11-3/T-1st | NCAA Tournament |
| | Wyoming | 2-0 | 4-3 | 21-11 | 8-6/T-3rd | NIT |
| 2003-04 | Air Force | 2-0 | 5-2 | 22-7 | 12-2/1st | NCAA Tournament |
| 2004-05 | San Diego State | 2-0 | | | | |
| | Utah | 2-0 | | | | |

Learning to Win

San Diego State may still be trying to exercise the ghosts left from last season. In 2003-04, the Aztecs finished 4-10 in league play, but lost five conference games that were a one possession game with 2:03 or less remaining in regulation, including four games that were a one possession game with 25 seconds or less in regulation.

The Aztecs took a big step toward putting the past behind them by rallying from 13 points down at Brigham Young to claim a 59-57 victory on Chris Walton's put-back seven-footer at the buzzer to defeat Brigham Young in the conference opener.

The victory snapped a couple of annoying trends:

- ▶ The two-point win over Brigham Young victory snapped a five-game conference losing streak in contests that were decided by three points or less or in overtime dating back to a 58-56 victory over Utah on Jan. 18, 2003.
- ▶ The last time SDSU won a road league games decided by three points or less or in overtime was at Rice on Jan. 24, 1998, while a member of the Western Athletic Conference.
- ▶ The Aztecs had dropped seven straight road league games that were decided by three points or less or in overtime.

Against Wyoming, SDSU felt the flip side as the Aztecs were unable to hold an 11-point advantage and lost in overtime. San Diego State has also dropped consecutive overtime games to UNLV and Colorado State. Since the 2004 conference season, the Aztecs are 8-16 in league play, with eight of those losses coming in games that were a one possession game with 2:05 remaining in regulation and six of those coming in overtime.

Heath Earns Second Player of the Week Honor

San Diego State sophomore Brandon Heath has been named Mountain West Conference Player of the Week for the period ending January 16. It is his second honor of the season and he joins Josh Davis, Marcus Bailey and Andrew Bogut as the only league players to win the award multiple times in the same season as an underclassmen.

Heath recorded a career-high with 37 points, on 12-of-18 shooting from the field and 12-of-12 free-throw shooting, as the Aztecs recorded an 81-73 victory over Mountain West Conference preseason favorite UNLV on Saturday night. The 37 points were the most for an Aztec player during the Steve Fisher era and the most by an SDSU player in a Mountain West Conference game. It also tied for the 10th highest scoring output in school history and the fifth highest output in a conference game. The last time an Aztec player scored more than 37 points in a game was Anthony Watson's school-record performance of 54 points against U.S. International on Feb. 20, 1986.

Heath added a team-high five assists, two steals and played 39 minutes in the contest. He scored 11 consecutive Aztec points in the first half, helping SDSU erase a six-point deficit. In the second half, when UNLV cut the Aztec advantage to one point, he scored eight straight SDSU points. During a 12-4 run when the Aztecs clinched the victory (run started with SDSU up 61-60 with 6:48 left and ended at SDSU up 73-64 with 2:20 left), Heath scored 10 points and had an assist

on the other SDSU basket.

With his second MWC honor, Heath joins Aerick Sanders and Randy Holcomb as the only SDSU players to earn the honor multiple times. He is the first Aztec player, since player of the week records have been kept beginning in 1978-79, to win multiple honors as an underclassman.

Four-Game Win Streak Most Impressive Since 1984

Although the Aztecs four-game win streak was snapped at Washington, the dominance SDSU displayed during the streak is worth reflecting on.

Although the Aztecs have had longer win streaks, you have to go back 20 years to find a more dominating four-game win streak than what SDSU has put together during the last four games.

San Diego State posted four victories by a combined score of 311-234, or by 77 total points. That makes an average victory total of 19.3 points during the four-game streak.

The last time the Aztecs put together a more dominating four game run was when the 1984-85 NCAA Tournament team outscored its opponents by 81 points in four consecutive games during December, 1984. The four-game streak was part of an 8-0 record that squad posted to begin the 1984-85 season and marks the last time San Diego State got off to a better start than this season's 4-1 record.

Below is a look at the most dominating four-game winning streaks based on point differential since the beginning of the 1984-85 season.

| <u>Rk.</u> | <u>Season</u> | <u>Pts.</u> | <u>Opponents</u> | <u>Final Record</u> |
|------------|---------------|-------------|--|---------------------|
| 1. | 1984-85 | +88 | at UC Irvine, Morgan State, San Diego, UC Santa Barbara | 23-8 |
| | 1984-85 | +81 | Morgan State, San Diego, UC Santa Barbara, at Long Beach State | 23-8 |
| 3. | 2004-05 | +77 | Monmouth, UC San Diego, San Diego, at UC Santa Barbara | |
| 4. | 2000-01 | +59 | Morgan State, Norfolk State, Oklahoma State, Texas A&M-CC | 14-14 |
| | 1990-91 | +59 | Midwestern State, Cal Poly Pomona, UC Irvine, Arkansas State | 13-16 |
| 6. | 1984-85 | +58 | Wyoming, Long Beach, Texas-El Paso, New Mexico | 23-8 |
| | 1984-85 | +58 | at US International, at Hawai'i, Air Force, at Brigham Young | 23-8 |
| 8. | 2002-03 | +53 | Hawai'i, at Houston, Florida Atlantic, IPFW | 16-14 |
| 9. | 2002-03 | +52 | at Houston, Florida Atlantic, IPFW, Loyola Marymount | 16-14 |
| 10. | 2000-01 | +48 | Norfolk State, Oklahoma State, Texas A&M-CC, at Loyola Marymount | 14-14 |
| 11. | 2000-01 | +47 | Arizona State, Morgan State, Norfolk State, Oklahoma State | 14-14 |
| 12. | 2002-03 | +46 | at Long Beach State, Hawai'i, at Houston, Florida Atlantic | 16-14 |
| 13. | 1984-85 | +46 | at Wyoming, at Air Force, Utah, Brigham Young | 23-8 |
| 14. | 1984-85 | +42 | Colorado State, Wyoming, Long Beach, Texas-El Paso | 23-8 |

During the four-game winning streak, San Diego State put together some impressive numbers:

- ▶ San Diego State has shot 54.2 percent from the field during the four-game stretch, shooting above 50.0 percent from the floor in each of the last three games. That is the longest stretch since posting a 50 percent or better field goal percentage in five straight games from Feb. 22-Mar. 8, 2003. Since that time, SDSU shot 50 percent or better from the floor just twice in the 37 games prior to the beginning of the current three-game streak.
- ▶ The Aztecs have held their opponent to 40.1 percent field goal shooting. Since Steve Fisher's arrival at San Diego State, the Aztecs are 33-6 when their opponent shoots 40 percent or less from the field.
- ▶ A staple of the Aztec program has been strong rebounding. San Diego State has outrebounded four of five opponents this season and has a +8.2 rebound margin during the four-game winning streak.

As you might expect, four-game winning streak typically means good things for the rest of the season. The last two times SDSU has had at least a four-game winning streak in a season they have advanced to postseason play (2001-02 NCAA Tournament, 2002-03 NIT) and every season under Steve Fisher's direction that the Aztecs have had four-game winning streak, SDSU has gone to finish .500 or better.

| 0 | Tommy Johnson <i>Guard, 6-3, 186, Sr.-3L</i> <i>Los Angeles, Calif. (Crenshaw High)</i> | <table border="1"> <thead> <tr> <th></th> <th>PPG</th> <th>RPG</th> <th>APG</th> <th>FG</th> <th>3FG</th> <th>FT</th> </tr> </thead> <tbody> <tr> <td>04-05</td> <td>1.1</td> <td>0.9</td> <td>0.6</td> <td>47.6</td> <td>16.7</td> <td>25.0</td> </tr> <tr> <td>MWC</td> <td>0.9</td> <td>0.6</td> <td>0.5</td> <td>37.5</td> <td>33.3</td> <td>0.0</td> </tr> </tbody> </table> <p>Career Highs: <u>Points</u>: 18 vs. Troy State (11-30-03) <u>Rebounds</u>: 7 vs. IPFW (12-30-02) <u>Assists</u>: 5 at Cal Poly (11-30-02)</p> | | PPG | RPG | APG | FG | 3FG | FT | 04-05 | 1.1 | 0.9 | 0.6 | 47.6 | 16.7 | 25.0 | MWC | 0.9 | 0.6 | 0.5 | 37.5 | 33.3 | 0.0 | <p>Played in 97 career games and has made 21 starts... Has made three starts this season... Played in 46 games in which the Aztecs have won, second most among active players... Never fouled out of a game... Seven career 10+ scoring games... One of only two players to wear the number zero jersey in Aztec history (Jim Roban)... 324 career points.</p> |
|--|--|--|--|-------|------|------|----|-----|----|-------|------|-----|-----|-------|------|------|---|------|-----|-----|------|------|------|---|
| | PPG | RPG | APG | FG | 3FG | FT | | | | | | | | | | | | | | | | | | |
| 04-05 | 1.1 | 0.9 | 0.6 | 47.6 | 16.7 | 25.0 | | | | | | | | | | | | | | | | | | |
| MWC | 0.9 | 0.6 | 0.5 | 37.5 | 33.3 | 0.0 | | | | | | | | | | | | | | | | | | |
| 1 | Brandon Heath <i>Guard, 6-3, 183, So.-1L</i> <i>Los Angeles, Calif. (Westchester High)</i> | <table border="1"> <thead> <tr> <th></th> <th>PPG</th> <th>RPG</th> <th>APG</th> <th>FG</th> <th>3FG</th> <th>FT</th> </tr> </thead> <tbody> <tr> <td>04-05</td> <td>17.9</td> <td>3.4</td> <td>3.6</td> <td>40.2</td> <td>31.2</td> <td>81.5</td> </tr> <tr> <td>MWC</td> <td>18.3</td> <td>2.9</td> <td>3.1</td> <td>39.0</td> <td>27.9</td> <td>78.5</td> </tr> </tbody> </table> <p>Career Highs: <u>Points</u>: 37 at UNLV (1-15-04) <u>Rebounds</u>: 9 vs. Monmouth (11-22-04) <u>Assists</u>: 9 vs. UCSD (11-27-04)</p> | | PPG | RPG | APG | FG | 3FG | FT | 04-05 | 17.9 | 3.4 | 3.6 | 40.2 | 31.2 | 81.5 | MWC | 18.3 | 2.9 | 3.1 | 39.0 | 27.9 | 78.5 | <p>MWC rankings: 5th in scoring, 5th in assists... Earned MWC Player of the Week on Jan. 17 and Dec. 6... 2nd-team all-MWC... 19 career 20+ scoring games... Has 895 career points in just 57 games... Connected on 45 of last 53 FTA (84.9 pct.)... Had streaks of 21, 13, 11 and 10 consecutive FTM this season... Made 5-of-6 3FGs at Utah.</p> |
| | PPG | RPG | APG | FG | 3FG | FT | | | | | | | | | | | | | | | | | | |
| 04-05 | 17.9 | 3.4 | 3.6 | 40.2 | 31.2 | 81.5 | | | | | | | | | | | | | | | | | | |
| MWC | 18.3 | 2.9 | 3.1 | 39.0 | 27.9 | 78.5 | | | | | | | | | | | | | | | | | | |
| 3 | Chris Walton <i>Forward, 6-8, 234, Sr.-3L</i> <i>San Diego, Calif. (Univ. of San Diego High)</i> | <table border="1"> <thead> <tr> <th></th> <th>PPG</th> <th>RPG</th> <th>APG</th> <th>FG</th> <th>3FG</th> <th>FT</th> </tr> </thead> <tbody> <tr> <td>04-05</td> <td>6.4</td> <td>2.6</td> <td>1.4</td> <td>47.8</td> <td>36.6</td> <td>43.8</td> </tr> <tr> <td>MWC</td> <td>7.5</td> <td>2.5</td> <td>1.4</td> <td>52.6</td> <td>38.7</td> <td>42.9</td> </tr> </tbody> </table> <p>Career Highs: <u>Points</u>: 23 vs. CSU (1-24-05) <u>Rebounds</u>: 10 - two times <u>Assists</u>: 6 vs. Portland (12-31-03)</p> | | PPG | RPG | APG | FG | 3FG | FT | 04-05 | 6.4 | 2.6 | 1.4 | 47.8 | 36.6 | 43.8 | MWC | 7.5 | 2.5 | 1.4 | 52.6 | 38.7 | 42.9 | <p>Only SDSU player to rank among the top 25 in career rebounds, assists and blocked shots... Last 13 gms: 7.5 ppg, 2.5 rpg, 1.6 topg, 40-76 FGs (52.6 pct.)... CH 23 points on 10-11 shooting vs. CSU on Jan. 24... Five double-digit scoring games this season... Missed 10 games this season (nine straight due to hip flexor/groin strain and one due to the flu).</p> |
| | PPG | RPG | APG | FG | 3FG | FT | | | | | | | | | | | | | | | | | | |
| 04-05 | 6.4 | 2.6 | 1.4 | 47.8 | 36.6 | 43.8 | | | | | | | | | | | | | | | | | | |
| MWC | 7.5 | 2.5 | 1.4 | 52.6 | 38.7 | 42.9 | | | | | | | | | | | | | | | | | | |
| 11 | Tyler Smith <i>Guard, 6-2, 208, Fr.-HS</i> <i>San Clemente, Calif. (Santa Margarita High)</i> | <table border="1"> <thead> <tr> <th></th> <th>PPG</th> <th>RPG</th> <th>APG</th> <th>FG</th> <th>3FG</th> <th>FT</th> </tr> </thead> <tbody> <tr> <td>04-05</td> <td>2.4</td> <td>1.7</td> <td>1.2</td> <td>40.4</td> <td>50.0</td> <td>43.8</td> </tr> <tr> <td>MWC</td> <td>2.6</td> <td>1.6</td> <td>1.1</td> <td>50.0</td> <td>58.8</td> <td>50.0</td> </tr> </tbody> </table> <p>Career Highs: <u>Points</u>: 12 vs. BYU (2-7-05) <u>Rebounds</u>: 8 vs. CSUF (12-21-04) <u>Assists</u>: 6 at BYU (1-8-05)</p> | | PPG | RPG | APG | FG | 3FG | FT | 04-05 | 2.4 | 1.7 | 1.2 | 40.4 | 50.0 | 43.8 | MWC | 2.6 | 1.6 | 1.1 | 50.0 | 58.8 | 50.0 | <p>Made 12 of last 19 (63.2 percent) 3FGs... One of two true freshmen to play this season... His 399 minutes played are the eighth-highest total on the team... Played in 26-of-27 games this season... Career-high 12 pts. vs. BYU... Has 17 three-point field goals and two two-point field goals... Two turnovers in last 101 minutes of action.</p> |
| | PPG | RPG | APG | FG | 3FG | FT | | | | | | | | | | | | | | | | | | |
| 04-05 | 2.4 | 1.7 | 1.2 | 40.4 | 50.0 | 43.8 | | | | | | | | | | | | | | | | | | |
| MWC | 2.6 | 1.6 | 1.1 | 50.0 | 58.8 | 50.0 | | | | | | | | | | | | | | | | | | |
| 15 | John Sharper <i>Guard, 6-0, 195, Jr.-2L</i> <i>Oakland, Calif. (St. Mary's High)</i> | <table border="1"> <thead> <tr> <th></th> <th>PPG</th> <th>RPG</th> <th>APG</th> <th>FG</th> <th>3FG</th> <th>FT</th> </tr> </thead> <tbody> <tr> <td>04-05</td> <td>5.9</td> <td>1.1</td> <td>1.3</td> <td>36.6</td> <td>36.4</td> <td>88.9</td> </tr> <tr> <td>MWC</td> <td>5.2</td> <td>0.8</td> <td>1.4</td> <td>31.9</td> <td>32.8</td> <td>83.3</td> </tr> </tbody> </table> <p>Career Highs: <u>Points</u>: 15 at UCSB (12-4-04) <u>Rebounds</u>: 5 vs. UCSD (12-2-02) <u>Assists</u>: 4 - two times</p> | | PPG | RPG | APG | FG | 3FG | FT | 04-05 | 5.9 | 1.1 | 1.3 | 36.6 | 36.4 | 88.9 | MWC | 5.2 | 0.8 | 1.4 | 31.9 | 32.8 | 83.3 | <p>Once a walk-on, Sharper has progressed into a regular in the rotation... A career 38.7 percent three-point field goal shooter (4th highest in school history) with 84 career treys... 11 games with 2 or more 3's this season... Has a three in eight straight games... Aztecs are 13-10 when he makes two or more 3's in a game... Made 22 of last 24 free throw attempts.</p> |
| | PPG | RPG | APG | FG | 3FG | FT | | | | | | | | | | | | | | | | | | |
| 04-05 | 5.9 | 1.1 | 1.3 | 36.6 | 36.4 | 88.9 | | | | | | | | | | | | | | | | | | |
| MWC | 5.2 | 0.8 | 1.4 | 31.9 | 32.8 | 83.3 | | | | | | | | | | | | | | | | | | |
| 20 | Trimaine Davis <i>Forward, 6-8, 233, Jr.-2L</i> <i>West Pittsburg, Calif. (Pittsburg High)</i> | <table border="1"> <thead> <tr> <th></th> <th>PPG</th> <th>RPG</th> <th>APG</th> <th>FG</th> <th>3FG</th> <th>FT</th> </tr> </thead> <tbody> <tr> <td>04-05</td> <td>5.2</td> <td>2.2</td> <td>0.2</td> <td>59.2</td> <td>0.0</td> <td>48.7</td> </tr> <tr> <td>MWC</td> <td>6.5</td> <td>2.7</td> <td>0.3</td> <td>60.6</td> <td>0.0</td> <td>52.4</td> </tr> </tbody> </table> <p>Career Highs: <u>Points</u>: 12 vs. BYU (2-7-05) <u>Rebounds</u>: 8 vs. BYU (2-7-05) <u>Assists</u>: 2 vs. BYU (2-7-05)</p> | | PPG | RPG | APG | FG | 3FG | FT | 04-05 | 5.2 | 2.2 | 0.2 | 59.2 | 0.0 | 48.7 | MWC | 6.5 | 2.7 | 0.3 | 60.6 | 0.0 | 52.4 | <p>Scored in double figures in consecutive games for the first time in his career... Four double-digit games in his last seven after one in his first 61 gms... Connected on 61-of-103 shots from the floor this season... Has a career 57.9 field goal percentage... Averaging 14.4 minutes per game this season and 22.0 min. in last eight games.</p> |
| | PPG | RPG | APG | FG | 3FG | FT | | | | | | | | | | | | | | | | | | |
| 04-05 | 5.2 | 2.2 | 0.2 | 59.2 | 0.0 | 48.7 | | | | | | | | | | | | | | | | | | |
| MWC | 6.5 | 2.7 | 0.3 | 60.6 | 0.0 | 52.4 | | | | | | | | | | | | | | | | | | |
| 21 | Matt Thomas <i>Guard, 6-3, 191, Fr.-HS</i> <i>Riverside, Calif. (Martin Luther King High)</i> | <table border="1"> <thead> <tr> <th></th> <th>PPG</th> <th>RPG</th> <th>APG</th> <th>FG</th> <th>3FG</th> <th>FT</th> </tr> </thead> <tbody> <tr> <td>04-05</td> <td>6.4</td> <td>3.1</td> <td>1.6</td> <td>35.5</td> <td>11.1</td> <td>70.3</td> </tr> <tr> <td>MWC</td> <td>7.4</td> <td>3.5</td> <td>1.6</td> <td>37.6</td> <td>0.0</td> <td>70.9</td> </tr> </tbody> </table> <p>Career Highs: <u>Points</u>: 20 vs. Air Force (2-28-05) <u>Rebounds</u>: 10 vs. UNLV (2-12-05) <u>Assists</u>: 6 vs. Monmouth (11-22-04)</p> | | PPG | RPG | APG | FG | 3FG | FT | 04-05 | 6.4 | 3.1 | 1.6 | 35.5 | 11.1 | 70.3 | MWC | 7.4 | 3.5 | 1.6 | 37.6 | 0.0 | 70.9 | <p>Started nine games, including six straight... Has seven double-digit scoring games, including consecutive double-figure scoring gms. for first time in his career... 27 steals in last 22 games... Scored in 25-of-27 games this season... Recorded first double-double with 14 pts. and 10 rebs. vs. UNLV (Feb. 12)... 71 pts. and 35 rebs. in last six gms... CH 20 pts. vs. Air Force on Feb. 28.</p> |
| | PPG | RPG | APG | FG | 3FG | FT | | | | | | | | | | | | | | | | | | |
| 04-05 | 6.4 | 3.1 | 1.6 | 35.5 | 11.1 | 70.3 | | | | | | | | | | | | | | | | | | |
| MWC | 7.4 | 3.5 | 1.6 | 37.6 | 0.0 | 70.9 | | | | | | | | | | | | | | | | | | |
| 31 | Jared Ines <i>Forward, 6-7, 234, Sr.-SQ</i> <i>Modesto, Calif. (Ceres High/Ohlonne College)</i> | <table border="1"> <thead> <tr> <th></th> <th>PPG</th> <th>RPG</th> <th>APG</th> <th>FG</th> <th>3FG</th> <th>FT</th> </tr> </thead> <tbody> <tr> <td>04-05</td> <td>1.6</td> <td>0.0</td> <td>0.0</td> <td>100.0</td> <td>0.0</td> <td>33.3</td> </tr> </tbody> </table> <p>Career Highs: <u>Points</u>: 6 vs. San Diego (11-27-04) <u>Rebounds</u>: <u>Assists</u>:</p> | | PPG | RPG | APG | FG | 3FG | FT | 04-05 | 1.6 | 0.0 | 0.0 | 100.0 | 0.0 | 33.3 | <p>Played in five career games - all this season... Last action came on Dec. 7 at Washington... Scored six points in four minutes vs. UC San Diego (12-1-04)... Nickname is "Mysterious".</p> | | | | | | | |
| | PPG | RPG | APG | FG | 3FG | FT | | | | | | | | | | | | | | | | | | |
| 04-05 | 1.6 | 0.0 | 0.0 | 100.0 | 0.0 | 33.3 | | | | | | | | | | | | | | | | | | |
| 33 | Chris Manker <i>Center, 7-0, 225, Sr.-2L</i> <i>W. Des Moines, Iowa. (Laguna Beach High/Oregon State Univ.)</i> | <table border="1"> <thead> <tr> <th></th> <th>PPG</th> <th>RPG</th> <th>APG</th> <th>FG</th> <th>3FG</th> <th>FT</th> </tr> </thead> <tbody> <tr> <td>04-05</td> <td>6.9</td> <td>2.7</td> <td>1.0</td> <td>44.2</td> <td>29.7</td> <td>78.8</td> </tr> <tr> <td>MWC</td> <td>4.9</td> <td>2.1</td> <td>0.7</td> <td>44.6</td> <td>29.0</td> <td>83.3</td> </tr> </tbody> </table> <p>Career Highs: <u>Points</u>: 23 vs. UCSD (11-27-04) <u>Rebounds</u>: 9 vs. UCSD (12-6-03) <u>Assists</u>: 3 - three times</p> | | PPG | RPG | APG | FG | 3FG | FT | 04-05 | 6.9 | 2.7 | 1.0 | 44.2 | 29.7 | 78.8 | MWC | 4.9 | 2.1 | 0.7 | 44.6 | 29.0 | 83.3 | <p>Aztecs' tallest player at 7-0... Made 17 two-point field goals all of last season, and has 47 two-point field goals this year... Shooting 57.3 percent inside the arc... Has 64 career treys... SDSU is 11-4 in his career when he blocks a shot... Snapped a streak of seven straight misses from three-point range by making four straight en route to 4-for-5 3FGs at CSU (Feb. 19).</p> |
| | PPG | RPG | APG | FG | 3FG | FT | | | | | | | | | | | | | | | | | | |
| 04-05 | 6.9 | 2.7 | 1.0 | 44.2 | 29.7 | 78.8 | | | | | | | | | | | | | | | | | | |
| MWC | 4.9 | 2.1 | 0.7 | 44.6 | 29.0 | 83.3 | | | | | | | | | | | | | | | | | | |
| 42 | Marcus Slaughter <i>Forward, 6-8, 223, So.-1L</i> <i>Riverside, Calif. (J.W. North High)</i> | <table border="1"> <thead> <tr> <th></th> <th>PPG</th> <th>RPG</th> <th>APG</th> <th>FG</th> <th>3FG</th> <th>FT</th> </tr> </thead> <tbody> <tr> <td>04-05</td> <td>17.3</td> <td>9.0</td> <td>1.3</td> <td>45.8</td> <td>23.7</td> <td>69.2</td> </tr> <tr> <td>MWC</td> <td>16.1</td> <td>9.1</td> <td>1.6</td> <td>44.0</td> <td>8.3</td> <td>72.2</td> </tr> </tbody> </table> <p>Career Highs: <u>Points</u>: 28 vs. UCSB (11-19-04) <u>Rebounds</u>: 15 - two times <u>Assists</u>: 4 at St. Mary's (1-7-04)</p> | | PPG | RPG | APG | FG | 3FG | FT | 04-05 | 17.3 | 9.0 | 1.3 | 45.8 | 23.7 | 69.2 | MWC | 16.1 | 9.1 | 1.6 | 44.0 | 8.3 | 72.2 | <p>Streak of 42 consecutive starts broken vs. Air Force when he missed game due to sprained big toe on his left foot... Missed two straight games... 30th in the nation in rebounding... Scored in double figures in 25 straight games... Has 10 double-doubles this season and 12 in his career... The 10 double-doubles tied Michael Cage's school record for most by a sophomore... Six double-doubles in last 11 games.</p> |
| | PPG | RPG | APG | FG | 3FG | FT | | | | | | | | | | | | | | | | | | |
| 04-05 | 17.3 | 9.0 | 1.3 | 45.8 | 23.7 | 69.2 | | | | | | | | | | | | | | | | | | |
| MWC | 16.1 | 9.1 | 1.6 | 44.0 | 8.3 | 72.2 | | | | | | | | | | | | | | | | | | |
| 50 | Mohamed Camara <i>Center, 6-10, 265, Jr.-TR</i> <i>Conakry, Guinea (Moore (Ky.) High/Riverside College)</i> | <table border="1"> <thead> <tr> <th></th> <th>PPG</th> <th>RPG</th> <th>APG</th> <th>FG</th> <th>3FG</th> <th>FT</th> </tr> </thead> <tbody> <tr> <td>04-05</td> <td>2.6</td> <td>4.0</td> <td>0.5</td> <td>39.0</td> <td>0.0</td> <td>40.0</td> </tr> <tr> <td>MWC</td> <td>2.1</td> <td>3.0</td> <td>0.4</td> <td>38.2</td> <td>0.0</td> <td>33.3</td> </tr> </tbody> </table> <p>Career Highs: <u>Points</u>: 7 - two times <u>Rebounds</u>: 13 vs. Providence (12-31-04) <u>Assists</u>: 3 vs. CSU (1-24-05)</p> | | PPG | RPG | APG | FG | 3FG | FT | 04-05 | 2.6 | 4.0 | 0.5 | 39.0 | 0.0 | 40.0 | MWC | 2.1 | 3.0 | 0.4 | 38.2 | 0.0 | 33.3 | <p>Continues to get more comfortable with the offense... A wide body center with good strength... Has 70 points and 107 rebounds this season... Averages 8.9 rebounds per 40 minutes of action... Speaks six languages and grew up playing soccer in Guinea... Played 20 or more minutes 11 times including three times in last seven games.</p> |
| | PPG | RPG | APG | FG | 3FG | FT | | | | | | | | | | | | | | | | | | |
| 04-05 | 2.6 | 4.0 | 0.5 | 39.0 | 0.0 | 40.0 | | | | | | | | | | | | | | | | | | |
| MWC | 2.1 | 3.0 | 0.4 | 38.2 | 0.0 | 33.3 | | | | | | | | | | | | | | | | | | |
| Coach Steve Fisher <i>Assistant Head Coach: Brian Dutcher</i> <i>Assistant Coaches: Gregg Gottlieb, Mark Hughes</i> | | <ul style="list-style-type: none"> - 14th full season overall: 264-178 - 6th season at SDSU: 80-96 - 1989 NCAA Championship - Appeared in national championship game three times ('89, '92, '93) - 8 NCAA Tournament Appearances | <ul style="list-style-type: none"> - 4th in Active NCAA Tournament winning percentage (behind only Krzyzewski, Pittino and Izzo) - One of 10 active coaches to win an NCAA national championship (Boheim, Calhoun, Fisher, Izzo, Knight, Krzyzewski, Olson, Pitino, T. Smith, G. Williams) | | | | | | | | | | | | | | | | | | | | | |
| San Diego State <i>10-17 Overall; 4-10 Mountain West Conference (6th)</i> | | <ul style="list-style-type: none"> - This season, SDSU is 10-1 when owning a higher field goal percentage and 0-16 when shooting a lower field goal percentage. The Aztecs have lost 19 straight when trailing in field goal percentage - The Aztecs have recorded road wins at BYU and UNLV in the same season for the first time in school history - This season, San Diego State completed a season sweep of Brigham Young for just the third time in school history (1940, 1985, 2005) | | | | | | | | | | | | | | | | | | | | | | |

SDSU Broadcast Roster



0
TOMMY JOHNSON

Guard
6-3, 186, Senior-3L
Los Angeles, Calif.
Crenshaw High

PPG: 1.1 RPG: 0.8 APG: 0.6
FG%: 47.6 3FG: 16.7 FT%: 25.0



1
BRANDON HEATH

Guard
6-3, 183, Sophomore-1L
Los Angeles, Calif.
Westchester High

PPG: 17.9 RPG: 3.4 APG: 3.6
FG%: 40.2 3FG: 31.2 FT%: 81.5



3
CHRIS WALTON

Forward
6-10, 230, Junior-2L
San Diego, Calif.
Univ. of San Diego High


PPG: 6.4 RPG: 2.6 APG: 1.4
FG%: 47.8 3FG: 36.6 FT%: 43.8



11
TYLER SMITH

Guard
6-2, 208, Freshman-HS
San Clemente, Calif.
Santa Margarita Catholic
High

PPG: 2.4 RPG: 1.7 APG: 1.2
FG%: 40.4 3FG: 50.0 FT%: 43.8



15
JOHN SHARPER

Guard
6-0, 195, Junior-2L
Oakland, Calif.
St. Mary's High

PPG: 5.9 RPG: 1.1 APG: 1.3
FG%: 36.6 3FG: 36.4 FT%: 88.9



20
TRIMAINE DAVIS

Forward
6-8, 233, Junior-2L
West Pittsburg, Calif.
Pittsburg High

PPG: 5.2 RPG: 2.2 APG: 0.2
FG%: 59.2 3FG: 0.0 FT%: 48.7



21
MATT THOMAS

Guard
6-3, 191, Freshman-HS
Riverside, Calif.
Martin Luther King High

PPG: 6.4 RPG: 3.1 APG: 1.6
FG%: 35.5 3FG: 11.1 FT%: 70.3



31
JARED INES

Forward
6-7, 234, Senior-Squad
Modesto, Calif.
Ceres High/
Ohlone College

PPG: 1.6 RPG: 0.0 APG: 0.0
FG%: 100.0 3FG: 0.0 FT%: 33.3



33
CHRIS MANKER

Center
7-0, 225, Junior-1L
West Des Moines, Iowa
Laguna Beach (Calif.) High/
Oregon State Univ.

PPG: 6.9 RPG: 2.7 APG: 1.0
FG%: 44.2 3FG: 29.7 FT%: 78.8



42
MARCUS SLAUGHTER

Forward
6-8, 223, Sophomore-1L
Riverside, Calif.
J.W. North High

PPG: 17.3 RPG: 9.0 APG: 1.3
FG%: 45.8 3FG: 23.7 FT%: 69.2



50
MOHAMED CAMARA

Center
6-10, 265, Junior-TR
Conakry, Guinea
Moore (Ky.) High/
Riverside College

PPG: 2.6 RPG: 4.0 APG: 0.5
FG%: 39.0 3FG: 0.0 FT%: 40.0



Head Coach
STEVE FISHER

- -14th full season as head coach • 264-178
- - 6th year at San Diego State • 80-96
- - 1989 NCAA champion
- - 3 NCAA Championship game appearances
- - 8 NCAA Tournament appearances
- - Among active coaches he ranks: 4th in NCAA Tournament winning percentage (20-7, 71.4 percent), 5th in NBA Draft Picks (14) and 6th in NCAA Final Four Appearances (3)

San Diego State Coaches and Staff

Brian Dutcher, assistant head coach
Gregg Gottlieb, assistant coach
Mark Hughes, assistant coach
Travis Hanour, student assistant coach
Mark Fisher, director of basketball operations
Matt Soria, director of player development
Mark Haines, athletic trainer

SAN DIEGO STATE ROSTER

2004-05 Alphabetical Roster

| No. | Name | Pos. | Ht. | Wt. | Yr. | Exp. | Most Recent Div. I Season | | | Hometown (High School/Previous School) |
|-----|------------------|------|------|-----|-----|------|---------------------------|-----|-----|---|
| | | | | | | | PPG | RPG | APG | |
| 50 | Mohamed Camara | C | 6-10 | 265 | Jr. | JC | --- | --- | --- | Conakry, Guinea (Moore (Ky.) High/Riverside (Calif.) College) |
| 20 | Trimaine Davis | F | 6-8 | 233 | Jr. | 2L | 1.5 | 1.0 | 0.1 | West Pittsburg, Calif. (Pittsburg High) |
| 1 | Brandon Heath | G | 6-3 | 183 | So. | 1L | 13.8 | 2.7 | 1.8 | Los Angeles, Calif. (Westchester High) |
| 31 | Jared Ines * | F | 6-7 | 234 | Sr. | SQ | 0.0 | 0.0 | 0.0 | Modesto, Calif. (Ceres High/Ohlone College) |
| 0 | Tommy Johnson | G | 6-3 | 186 | Sr. | 3L | 4.0 | 1.9 | 1.0 | Los Angeles, Calif. (Crenshaw High) |
| 30 | Chris Lamb | F | 6-9 | 205 | Fr. | HS | --- | --- | --- | Louisville, Colo. (Monarch High) |
| 33 | Chris Manker | C | 7-0 | 225 | Sr. | 2L | 3.4 | 2.3 | 0.3 | West Des Moines, Iowa (Laguna Beach (Calif.) High/Oregon State Univ.) |
| 24 | Tim McGrath | F | 6-5 | 182 | Fr. | HS | --- | --- | --- | Santa Monica, Calif. (Santa Monica High) |
| 15 | John Sharper | G | 6-0 | 195 | Jr. | 2L | 4.1 | 0.9 | 0.9 | Oakland, Calif. (St. Mary's High) |
| 42 | Marcus Slaughter | F | 6-8 | 223 | So. | 1L | 7.9 | 6.8 | 0.7 | Riverside, Calif. (J.W. North High) |
| 11 | Tyler Smith * | G | 6-2 | 208 | Fr. | HS | --- | --- | --- | San Clemente, Calif. (Santa Margarita Catholic High) |
| 21 | Matt Thomas | G | 6-3 | 191 | Fr. | HS | --- | --- | --- | Riverside, Calif. (Martin Luther King High) |
| 3 | Chris Walton | F | 6-8 | 234 | Sr. | 3L | 8.7 | 4.9 | 2.3 | San Diego, Calif. (Univ. of San Diego High) |

2004-05 Numerical Roster

| No. | Name | Pos. | Ht. | Wt. | Yr. | Exp. | Most Recent Div. I Season | | | Hometown (High School/Previous School) |
|-----|------------------|------|------|-----|-----|------|---------------------------|-----|-----|---|
| | | | | | | | PPG | RPG | APG | |
| 0 | Tommy Johnson | G | 6-3 | 186 | Sr. | 3L | 4.0 | 1.9 | 1.0 | Los Angeles, Calif. (Crenshaw High) |
| 1 | Brandon Heath | G | 6-3 | 183 | So. | 1L | 13.8 | 2.7 | 1.8 | Los Angeles, Calif. (Westchester High) |
| 3 | Chris Walton | F | 6-8 | 234 | Sr. | 3L | 8.7 | 4.9 | 2.3 | San Diego, Calif. (Univ. of San Diego High) |
| 11 | Tyler Smith * | G | 6-2 | 208 | Fr. | HS | --- | --- | --- | San Clemente, Calif. (Santa Margarita Catholic High) |
| 15 | John Sharper | G | 6-0 | 195 | Jr. | 2L | 4.1 | 0.9 | 0.9 | Oakland, Calif. (St. Mary's High) |
| 20 | Trimaine Davis | F | 6-8 | 233 | Jr. | 2L | 1.5 | 1.0 | 0.1 | West Pittsburg, Calif. (Pittsburg High) |
| 21 | Matt Thomas | G | 6-3 | 191 | Fr. | HS | --- | --- | --- | Riverside, Calif. (Martin Luther King High) |
| 24 | Tim McGrath | F | 6-5 | 182 | Fr. | HS | --- | --- | --- | Santa Monica, Calif. (Santa Monica High) |
| 30 | Chris Lamb | F | 6-9 | 205 | Fr. | HS | --- | --- | --- | Louisville, Colo. (Monarch High) |
| 31 | Jared Ines * | F | 6-7 | 234 | Sr. | SQ | 0.0 | 0.0 | 0.0 | Modesto, Calif. (Ceres High/Ohlone College) |
| 33 | Chris Manker | C | 7-0 | 225 | Sr. | 2L | 3.4 | 2.3 | 0.3 | West Des Moines, Iowa (Laguna Beach (Calif.) High/Oregon State Univ.) |
| 42 | Marcus Slaughter | F | 6-8 | 223 | So. | 1L | 7.9 | 6.8 | 0.7 | Riverside, Calif. (J.W. North High) |
| 50 | Mohamed Camara | C | 6-10 | 265 | Jr. | JC | --- | --- | --- | Conakry, Guinea (Moore (Ky.) High/Riverside (Calif.) College) |

| | |
|------------------------------------|---|
| Head Coach: | Steve Fisher (Illinois State, 1967) |
| Assistant Head Coach: | Brian Dutcher (Minnesota, 1982) |
| Assistant Coaches: | Gregg Gottlieb (UCLA, 1995), Mark Hughes (Michigan, 1989) |
| Student Assistant Coach: | Travis Hanour |
| Director of Operations: | Mark Fisher (Michigan, 2001) |
| Dir. of Player Development: | Matt Soria (San Diego State, 2001) |
| Athletic Trainer: | Mark Haines (Metropolitan State College, 1987) |

Year refers to basketball eligibility for the 2004-05 season. * - Indicates walk-on.



Steve Fisher

14th-Full Season • 6th Season at SDSU • Illinois State, 1967

One of the nation's most distinguished coaches, Steve Fisher has guided San Diego State's transformation from a college basketball afterthought to one of the most visible programs in the country.

In five short seasons, Steve Fisher has changed the outlook, fortunes and expectations of San Diego State basketball. The Aztecs have been transformed from the ugly duckling that muddled through the first-ever Mountain West Conference campaign with an 0-14 record into a program that has produced three .500 or better campaigns in the last four seasons, advanced to postseason play twice in the last three years, claimed a conference championship and the first Division I postseason victory in school history.

It is a school that now regularly goes toe-to-toe with the west's best basketball programs on the court and in the recruiting wars. It may be the new program on the block but seniority rarely matters in the changing world of college athletics.

When Fisher arrived on the scene, he found a basketball program that wasn't good enough to be called average. The Aztecs had suffered through 13 losing seasons in 14 years. Members of the school's last NCAA team were in the early stages of middle age. The expectations were in place all right. The Aztecs were expected and expecting to lose. The year before his arrival San Diego State won just four games.

The hiring only dates back to March of 1999, so referring to the "Steve Fisher Era" at San Diego State might be considered a bit premature. But with the Aztec banner now flying over the Mountain West Conference, there is little doubt that San Diego State basketball has reached a new level.

On March 26, 1999, San Diego State announced its arrival on the basketball scene in the form of a news conference to introduce its new coach, Steve Fisher. Fresh from a stint with the Sacramento Kings and with three appearances in the Final Four and a national championship in his pocket, he rolled up his sleeves and went to work. And work was needed. It looked to be a daunting challenge and yet the man with one of the highest winning percentages in NCAA Tournament history had no reservations.

No head-coaching career, at any level, started quicker than that of Steve Fisher. Six games into his head-coaching career he was undefeated and sporting a national championship ring. And the success

didn't stop with the national title.

Fisher's eight-plus seasons at the University of Michigan produced a 184-82 (.692) record, nine postseason tournament berths and three trips to the NCAA championship game, including the magical run to the 1989 national title.

Under Fisher, the Wolverines also claimed an NIT championship, won at least 20 games four times and finished among the top three in the powerful Big Ten Conference five times. In 1995, Michigan set a league record by holding opponents to just 39.4 percent shooting from the floor.

Fisher and Company raised the bar even higher in the postseason. His seven NCAA Tournament teams at Michigan combined for a 20-6 record, ranking him fourth among active coaches and ninth in NCAA history with a winning percentage of .769 in the national bracket. Only 13 coaches have taken more teams to the Final Four, including just five that are still active. He is one of three coaches to take three squads to the Final Four in the first five years of a head-coaching career, and one of just six coaches to lead a team to the championship of the NIT as well as the NCAA.

His accomplishments may be even greater at San Diego State. In 2001-02 he led the Aztecs to the postseason for the first time since 1985 and for just the fourth time ever. The 21 wins were second most for the school as a Division I program and the most since 1985. The fact that those numbers came after just three seasons signifies what is one of the great recent turnarounds in college basketball.

He followed that up with a third consecutive season with a .500 or better record in 2002-03 and led San Diego State back to the postseason for the second consecutive season for only the second time in the school's Division I history. In addition, SDSU claimed its first Division I postseason victory with a win in the NIT.

The Aztecs survived the loss of four starters and arguably the most difficult schedule in school history to post a 14-16 record in 2003-04. Highlights during the campaign included a third-place finish at the EA Sports Maui Invitational and home victories over Brigham Young and Utah.

The future looks even brighter. The Aztecs return three starters to go along with another nationally-ranked recruiting class have SDSU fans looking forward to the 2004-05 campaign.

Record Breakdown

| | Career |
|---------|--------|
| Home | 151-58 |
| Away | 64-100 |
| Neutral | 49-20 |

| By Month | |
|----------|-------|
| November | 26-14 |
| December | 80-32 |
| January | 59-51 |
| February | 50-49 |
| March | 45-30 |
| April | 4-2 |

| Games Decided By/In | |
|---------------------|-------|
| 1-Point Games | 13-7 |
| 2 Points | 15-11 |
| 3 Points or Less | 69-47 |
| Overtime | 19-16 |

► Steve Fisher Year-By-Year

| Year | School | W | L | Pct. | Conference | | | Postseason/Honors |
|---------------------------------|-----------------|------------|-----------|-------------|------------|-----------|-------------|--|
| | | | | | W | L | Pct. | |
| 1989 | Michigan | 6 | 0 | 1.000 | - | - | - | NCAA Champions |
| 1989-90 | Michigan | 23 | 8 | .742 | 12 | 6 | .667 | NCAA Second Round |
| 1990-91 | Michigan | 14 | 15 | .483 | 7 | 11 | .389 | NIT First Round |
| 1991-92 | Michigan | 25 | 9 | .735 | 11 | 7 | .611 | NCAA Runner-Up, <i>Basketball Times</i> Coach of the Year |
| 1992-93 | Michigan | 31 | 5 | .861 | 15 | 3 | .833 | NCAA Runner-Up |
| 1993-94 | Michigan | 24 | 8 | .750 | 13 | 5 | .722 | NCAA Regional Finalist |
| 1994-95 | Michigan | 17 | 14 | .548 | 11 | 7 | .611 | NCAA First Round |
| 1995-96 | Michigan | 20 | 12 | .625 | 10 | 8 | .556 | NCAA First Round |
| 1996-97 | Michigan | 24 | 11 | .686 | 9 | 9 | .500 | NIT Champions |
| Eight Full Seasons at UM | | 184 | 82 | .692 | 88 | 56 | .611 | 7 NCAA Tournaments, 9 Postseason Appearances |
| Year | School | W | L | Pct. | W | L | Pct. | Postseason/Honors |
| 1999-00 | San Diego State | 5 | 23 | .179 | 0 | 14 | .000 | |
| 2000-01 | San Diego State | 14 | 14 | .500 | 4 | 10 | .286 | 8th-most improved team in the country (Sagarin Ratings) |
| 2001-02 | San Diego State | 21 | 12 | .636 | 7 | 7 | .500 | NCAA First Round; Aztecs' first NCAA trip since 1985 |
| 2002-03 | San Diego State | 16 | 14 | .532 | 6 | 8 | .429 | NIT Second Round; Aztecs reach postseason in consecutive yrs |
| 2003-04 | San Diego State | 14 | 16 | .463 | 5 | 9 | .357 | Two players that earned all-league honors return in 04-05 |
| 2004-05 | San Diego State | 10 | 17 | .370 | 4 | 10 | .286 | |
| Six Seasons at SDSU | | 80 | 96 | .455 | 26 | 58 | .295 | Consecutive Postseason Appearances |
| 14th-Full Season Career | | 264 | 178 | .597 | 113 | 113 | .500 | 8 NCAA Tournaments, 11 Postseason Appearances |

Season/Career Highs

Points
 Season 7 vs. CSUF, 12-21-04
 Career 18 vs. Troy State, 11-30-03

Rebounds
 Season 6 vs. CSUF, 12-21-04
 Career 7 vs. IPFW, 12-30-02

Assists
 Season 3 vs. CSUF, 12-21-04
 Career 5 at Cal Poly, 11-30-02

Field Goals
 Season 3 vs. CSUF, 12-21-04
 Career 7 vs. Troy State, 11-30-03

Field Goals Attempted
 Season 4 vs. CSUF, 12-21-04
 Career 12 vs. Dayton, 11-25-03

Three-Point Field Goals
 Season 1 at Air Force, 1-29-05
 Career 3 at UNLV, 3-13-03

Three-Point FG Attempted
 Season 1 - five times
 Career 6 vs. Dayton, 11-25-03
 6 vs. UCSD, 12-2-02
 6 at Portland, 11-27-02

Free Throws
 Season 1 vs. CSUF, 12-21-04
 Career 3 - seven times

Free Throws Attempted
 Season 2 vs. CSUF, 12-21-04
 2 vs. Saint Mary's, 12-14-04
 Career 5 vs. Dayton, 11-25-03


Steals
 Season 2 at Washington, 12-7-04
 Career 4 vs. Troy State, 11-30-03

Blocked Shots
 Season 1 at Washington, 12-7-04
 1 vs. Monmouth, 11-22-04
 Career 2 vs. UCSB, 3-19-03
 2 at Texas Tech, 12-13-03

Minutes Played
 Season 24 vs. CSUF, 12-21-04
 Career 33 vs. Troy State, 11-30-03

0 • Tommy Johnson

Guard • 6-3 • 186 • Senior • Los Angeles, Calif. (Crenshaw High)



Played in 20-of-27 games this season... Played in the first 12 games of the season and had a string of 35 consecutive games played broken when he did not see action against South Dakota State (1-5-05)... Previous did not play came against UC San Diego on Dec. 6, 2003... Started three games this season (vs. Cal State Fullerton (12-21-04), at Iowa State (12-28-04) and vs. Air Force (2-28-05)) and has 21 career starts... Earned his first start of this season against Cal State Fullerton (12-21-04) and responded with a season-high in points (seven), rebounds (six) and assists (three) in 24 minutes of action... Against 16th-ranked Washington (12-7-04), he recorded two steals, a block and an assist, marking the first time he has posted a number in all three categories since Dec. 20, 2003, against Eastern Washington (three points, one rebound, two assists, two steals and one blocked shot)... Played 10 or more minutes in a game seven times this season... 97 career games are the second most among active players, trailing only Chris Walton (108)... Has seven career double-figure scoring games... Never fouled out in 97 career games.

2004-05 Game-By-Game Statistics

| Date | Opponent | S | MP | FG-FGA | 3FG-FGA | FT-FTA | REB | PF | A | TO | BK | S | TP |
|---------|---|---|----|------------------------|---------|--------|-----|----|---|----|----|---|----|
| N.19 | UC Santa Barbara | | 15 | 0-2 | 0-1 | 0-0 | 1 | 1 | 2 | 1 | 0 | 0 | 0 |
| N.22 | Monmouth | | 12 | 1-1 | 0-0 | 0-0 | 1 | 0 | 0 | 1 | 1 | 0 | 2 |
| N.27 | UC San Diego | | 7 | 0-0 | 0-0 | 0-0 | 0 | 1 | 0 | 1 | 0 | 1 | 0 |
| D.1 | San Diego | | 4 | 0-0 | 0-0 | 0-0 | 1 | 0 | 0 | 0 | 0 | 0 | 0 |
| D.4 | at UC Santa Barbara | | 7 | 0-0 | 0-0 | 0-0 | 0 | 0 | 0 | 0 | 0 | 0 | 0 |
| D.7 | at Washington | | 12 | 1-3 | 0-1 | 0-0 | 1 | 1 | 1 | 3 | 1 | 2 | 2 |
| D.11 | California | | 1 | 0-0 | 0-0 | 0-0 | 0 | 0 | 0 | 0 | 0 | 0 | 0 |
| D.14 | Saint Mary's | | 9 | 0-0 | 0-0 | 0-2 | 0 | 2 | 1 | 1 | 0 | 0 | 0 |
| D.18 | at Loyola Marymount | | 10 | 0-0 | 0-0 | 0-0 | 1 | 2 | 0 | 2 | 0 | 0 | 0 |
| D.21 | Cal State Fullerton | S | 24 | 3-4 | 0-1 | 1-2 | 6 | 0 | 3 | 1 | 0 | 0 | 7 |
| D.28 | at Iowa State | S | 6 | 1-2 | 0-0 | 0-0 | 1 | 1 | 0 | 0 | 0 | 0 | 2 |
| D.31 | Providence | | 3 | 1-1 | 0-0 | 0-0 | 0 | 1 | 0 | 0 | 0 | 0 | 2 |
| J.3 | South Dakota State | | | DNP - Coach's Decision | | | | | | | | | |
| J.8 | at Brigham Young* | | 10 | 0-1 | 0-0 | 0-0 | 1 | 1 | 1 | 0 | 0 | 0 | 0 |
| J.15 | at UNLV* | | | DNP - Coach's Decision | | | | | | | | | |
| J.22 | Wyoming* | | 3 | 0-0 | 0-0 | 0-0 | 1 | 0 | 0 | 2 | 0 | 0 | 0 |
| J.24 | Colorado State* | | | DNP - Coach's Decision | | | | | | | | | |
| J.29 | at Air Force* | | 3 | 2-2 | 1-1 | 0-0 | 0 | 1 | 0 | 0 | 0 | 0 | 5 |
| J.31 | at New Mexico* | | 8 | 0-2 | 0-1 | 0-0 | 1 | 2 | 1 | 0 | 0 | 0 | 0 |
| F.5 | Utah* | | | DNP - Coach's Decision | | | | | | | | | |
| F.7 | Brigham Young* | | 2 | 0-0 | 0-0 | 0-0 | 0 | 0 | 1 | 0 | 0 | 0 | 0 |
| F.12 | UNLV* | | | DNP - Coach's Decision | | | | | | | | | |
| F.19 | at Colorado State* | | 0 | 0-0 | 0-0 | 0-0 | 0 | 0 | 0 | 0 | 0 | 0 | 0 |
| F.21 | at Wyoming* | | 5 | 0-0 | 0-0 | 0-0 | 1 | 0 | 0 | 0 | 0 | 0 | 0 |
| F.26 | New Mexico* | | | DNP - Coach's Decision | | | | | | | | | |
| F.28 | Air Force* | S | 13 | 1-3 | 0-1 | 0-0 | 1 | 2 | 1 | 1 | 0 | 0 | 2 |
| M.5 | at Utah* | | | DNP - Coach's Decision | | | | | | | | | |
| M.10-12 | at Mountain West Conference Championships | | | | | | | | | | | | |

► Johnson Career Statistics

| Year | G-GS | Min.-Avg. | FG-FGA | Pct. | 3P-3PA | Pct. | FT-FTA | Pct. | OR | DR | Reb | Avg. | PF-D | AT | TO | BS | ST | Pts. | Avg. |
|---------------|--------------|-------------------|----------------|-------------|---------------|-------------|--------------|-------------|-----------|------------|------------|------------|--------------|-----------|-----------|-----------|-----------|------------|------------|
| 01-02 | 20-0 | 120-6.0 | 12-33 | .364 | 6-18 | .333 | 1-4 | .250 | 5 | 13 | 18 | 0.9 | 21-0 | 7 | 4 | 4 | 4 | 31 | 1.5 |
| 02-03 | 28-7 | 474-16.9 | 56-141 | .397 | 23-66 | .348 | 21-29 | .724 | 19 | 53 | 72 | 2.6 | 52-0 | 49 | 45 | 3 | 20 | 156 | 5.6 |
| 03-04 | 29-11 | 510-17.6 | 41-113 | .363 | 10-38 | .263 | 23-33 | .697 | 14 | 41 | 55 | 1.9 | 57-0 | 29 | 26 | 6 | 22 | 115 | 4.0 |
| 04-05 | 20-3 | 154-7.7 | 10-21 | .476 | 1-6 | .167 | 1-4 | .250 | 6 | 11 | 17 | 0.9 | 14-0 | 11 | 13 | 2 | 3 | 22 | 1.1 |
| Totals | 97-21 | 1,258-13.0 | 119-308 | .386 | 40-128 | .313 | 46-70 | .657 | 44 | 118 | 162 | 1.7 | 144-0 | 96 | 88 | 15 | 49 | 324 | 3.3 |

Season/Career Highs

Points
 Season 37 at UNLV, 1-15-05
 Career 37 at UNLV, 1-15-05

Rebounds
 Season 9 vs. Monmouth, 11-22-04
 Career 9 vs. Monmouth, 11-22-04

Assists
 Season 9 vs. UCSD, 11-27-04
 Career 9 vs. UCSD, 11-27-04

Field Goals
 Season 12 vs. Wyoming, 1-22-05
 12 at UNLV, 1-15-05
 Career 12 vs. Wyoming, 1-22-05
 12 at UNLV, 1-15-05

Field Goals Attempted
 Season 24 at CSU, 2-19-05
 Career 24 at CSU, 2-19-05

Three-Point Field Goals
 Season 5 at Utah, 3-5-05
 Career 5 at Utah, 3-5-05
 5 vs. Ohio State, 11-24-03

Three-Point Field Goals Attempted
 Season 10 vs. UCSB, 11-19-04
 Career 10 - four times

Free Throws
 Season 17 vs UNLV, 2-12-05
 Career 17 vs UNLV, 2-12-05

Free Throws Attempted
 Season 17 vs UNLV, 2-12-05
 Career 17 vs UNLV, 2-12-05


Steals
 Season 5 vs. UCSD, 11-27-04
 Career 5 vs. UCSD, 11-27-04

Blocked Shots
 Season 1 vs. CSU, 1-24-05
 1 at Iowa State, 12-28-04
 1 vs. UCSB, 11-19-04
 Career 1 vs. CSU, 1-24-05
 1 at Iowa State, 12-28-04
 1 vs. UCSB, 11-19-04

Minutes Played
 Season 42 vs. Wyoming, 1-22-05
 Career 43 at CSU, 1-24-04

1 • Brandon Heath

Guard • 6-3 • 183 • Sophomore • Los Angeles, Calif. (Westchester High)



MWC Rankings (as of 3/5): 2nd in steals, 5th in assists, 5th in scoring, 5th in minutes played, 7th in assist-to-turnover ratio, 8th in free throw percentage, 10th in three-point field goals made.

Enjoying a tremendous sophomore campaign... Ranks among the Mountain West Conference leaders in seven categories and is ranked among the top seven in five categories... One of only two players ranked among the MWC top five in scoring and assists... Recorded a steal in 18 consecutive games (longest streak of his career)... Has 35 thefts in his last 15 games (2.3 spg)... Shooting 81.5 percent from the free-throw line this season and has had streaks of 21, 13, 11 and 10 earlier this season... Has made 45 of his last 53 free-throw attempts (84.9 percent)... Set a school record with 17 free-throw makes without a miss against UNLV (2-12-05)... Connected on 117-of-260 (45.0 percent) two-point field goals this season, including 55-of-119 (46.2 percent) inside the arc in his last 12 games... His three-point field goal with 14:53 remaining in the second half against UNLV (2-12-05) broke a streak of 18 consecutive missed three-point field goal attempts (Aztecs had played 166:20 since his last trey)...

Despite being a sophomore, Heath is already climbing the SDSU Division I career charts, ranking 4th in three-point field goals attempted (298), 7th in scoring average (15.7), 7th in three-point field goals made (91), 8th in free-throw percentage (76.6), 12th in steals (100), 13th in field goal attempts (766), 17th in points (895) and 17th in free throws made (196)... Also among the all-time SDSU Division I single-season leaders in scoring average (sixth, 17.9), steals (eighth, 59), free-throws made (11th, 119), three-point field goal attempts (11th, 138), field goal attempts (12th, 398), points (13th, 482) and three-point field goals (13th, 43)... Has 19 career 20-point scoring games, including 10 this season... Became the 27th player in school history to record a 30-point game when he scored a Fisher-era best and an SDSU MWC best 37 points at UNLV (1-15-05), on 12-of-18 shooting and 12-of-12 from the free throw line... Scored in double figures in 26 of his last 28 games... Led team in scoring 14 times this season and 23 times in his career... Team-high assists honors 16 times this season and 18 times in his career... Owns 25 double-figure scoring games this season and 46 in his career... Connected on 5-of-6 three-point attempts at Utah (3-5-05) after going 0-for-9 from behind the arc the previous two games... With his 37 points at UNLV (1-15-05) and 29 vs. Wyoming (1-22-05) (66 points total) was the fifth highest scoring consecutive games in the school's Division I era... Averaging a team-best 34.1 minutes per game.

Trends: San Diego State is 3-2 this season and 8-3 in his career when Heath shoots 50 percent or better from the field... The Aztecs are 5-3 this season and 11-5 in his career when he posts an efficiency rating of +16 or better... SDSU is 7-6 this season when he has more assists than turnovers... Aztecs are 7-1 this season when he posts five assists or more in a game... SDSU is 2-1 this season and 4-3 in his career when Heath has more steals than turnovers.

2004-05 Game-By-Game Statistics

| Date | Opponent | S | MP | FG-FGA | 3FG-FGA | FT-FTA | REB | PF | A | TO | BK | S | TP |
|---------|---|---|----|--------|---------|--------|-----|----|---|----|----|---|----|
| N.19 | UC Santa Barbara | S | 41 | 7-22 | 3-10 | 0-0 | 4 | 2 | 3 | 4 | 1 | 2 | 17 |
| N.22 | Monmouth | S | 32 | 3-13 | 2-5 | 8-8 | 9 | 2 | 2 | 6 | 0 | 3 | 16 |
| N.27 | UC San Diego | S | 26 | 2-6 | 1-5 | 0-0 | 1 | 1 | 9 | 3 | 0 | 5 | 5 |
| D.1 | San Diego | S | 34 | 8-15 | 3-5 | 7-8 | 3 | 2 | 5 | 4 | 0 | 1 | 26 |
| D.4 | at UC Santa Barbara | S | 28 | 8-10 | 4-6 | 0-0 | 2 | 1 | 7 | 2 | 0 | 2 | 20 |
| D.7 | at Washington | S | 27 | 7-16 | 1-2 | 3-4 | 4 | 4 | 1 | 5 | 0 | 1 | 18 |
| D.11 | California | S | 32 | 4-9 | 2-5 | 4-4 | 3 | 0 | 2 | 5 | 0 | 2 | 14 |
| D.14 | Saint Mary's | S | 38 | 5-13 | 1-3 | 9-10 | 1 | 5 | 1 | 3 | 0 | 4 | 20 |
| D.18 | at Loyola Marymount | S | 29 | 3-14 | 1-6 | 5-7 | 6 | 4 | 4 | 2 | 0 | 0 | 12 |
| D.21 | Cal State Fullerton | S | 32 | 6-15 | 1-5 | 4-6 | 4 | 2 | 6 | 4 | 0 | 2 | 17 |
| D.28 | at Iowa State | S | 39 | 9-19 | 2-8 | 0-0 | 3 | 1 | 2 | 3 | 1 | 1 | 20 |
| D.31 | Providence | S | 38 | 9-20 | 2-4 | 6-6 | 7 | 0 | 3 | 2 | 0 | 1 | 26 |
| J.3 | South Dakota State | S | 31 | 7-16 | 1-6 | 0-0 | 4 | 1 | 7 | 3 | 0 | 4 | 15 |
| J.8 | at Brigham Young* | S | 32 | 5-16 | 0-3 | 1-3 | 2 | 0 | 2 | 5 | 0 | 2 | 11 |
| J.15 | at UNLV* | S | 39 | 12-18 | 1-3 | 12-12 | 1 | 2 | 5 | 6 | 0 | 2 | 37 |
| J.22 | Wyoming* | S | 42 | 12-23 | 4-8 | 1-6 | 1 | 2 | 3 | 5 | 0 | 3 | 29 |
| J.24 | Colorado State* | S | 36 | 4-12 | 1-5 | 6-7 | 5 | 3 | 7 | 2 | 1 | 2 | 15 |
| J.29 | at Air Force* | S | 39 | 6-13 | 2-4 | 3-5 | 4 | 1 | 4 | 3 | 0 | 2 | 17 |
| J.31 | at New Mexico* | S | 36 | 3-12 | 0-6 | 5-5 | 5 | 3 | 3 | 2 | 0 | 2 | 11 |
| F.5 | Utah* | S | 28 | 3-8 | 0-2 | 0-2 | 3 | 1 | 4 | 3 | 0 | 3 | 6 |
| F.7 | Brigham Young* | S | 34 | 3-12 | 0-6 | 7-8 | 0 | 1 | 2 | 1 | 0 | 1 | 13 |
| F.12 | UNLV* | S | 37 | 5-13 | 2-7 | 17-17 | 5 | 1 | 5 | 5 | 0 | 1 | 29 |
| F.19 | at Colorado State* | S | 38 | 8-24 | 2-7 | 10-14 | 4 | 3 | 1 | 4 | 0 | 4 | 28 |
| F.21 | at Wyoming* | S | 26 | 5-12 | 2-2 | 2-4 | 2 | 2 | 2 | 2 | 0 | 1 | 14 |
| F.26 | New Mexico* | S | 31 | 4-17 | 0-5 | 5-6 | 3 | 3 | 3 | 2 | 0 | 2 | 13 |
| F.28 | Air Force* | S | 38 | 3-15 | 0-4 | 4-4 | 5 | 1 | 1 | 4 | 3 | 2 | 10 |
| M.5 | at Utah* | S | 39 | 9-15 | 5-6 | 0-0 | 1 | 3 | 2 | 5 | 0 | 4 | 23 |
| M.10-12 | at Mountain West Conference Championships | | | | | | | | | | | | |

► Heath Career Statistics


| Year | G-GS | Min.-Avg. | FG-FGA | Pct. | 3P-3PA | Pct. | FT-FTA | Pct. | OR | DR | Reb | Avg. | PF-D | AT | TO | BS | ST | Pts | Avg. |
|---------------|--------------|-------------------|----------------|-------------|---------------|-------------|----------------|-------------|-----------|------------|------------|------------|--------------|------------|------------|----------|------------|------------|-------------|
| 03-04 | 30-26 | 897-29.9 | 144-368 | .391 | 48-160 | .300 | 77-110 | .700 | 23 | 57 | 80 | 2.7 | 58-0 | 53 | 66 | 0 | 41 | 413 | 13.8 |
| 04-05 | 27-26 | 922-34.1 | 160-398 | .402 | 43-138 | .312 | 119-146 | .815 | 19 | 73 | 92 | 3.4 | 51-1 | 96 | 95 | 3 | 59 | 482 | 17.9 |
| Totals | 57-52 | 1,819-31.9 | 304-766 | .397 | 91-298 | .305 | 196-256 | .766 | 42 | 130 | 172 | 3.0 | 109-1 | 149 | 161 | 3 | 100 | 895 | 15.7 |

Season/Career Highs

| | |
|--|---|
| Points | |
| Season | 23 vs. CSU, 1-24-05 |
| Career | 23 vs. CSU, 1-24-05 |
| Rebounds | |
| Season | 6 at BYU, 1-8-05 |
| Career | 10 vs. UCSD, 12-6-03 10 vs. IPFW, 1-2-02 |
| Assists | |
| Season | 3 vs. Providence, 12-31-04 |
| Career | 6 vs. Portland, 12-31-03 |
| Field Goals | |
| Season | 10 vs. CSU, 1-24-05 |
| Career | 10 vs. CSU, 1-24-05 |
| Field Goals Attempted | |
| Season | 11 vs. CSU, 1-24-05 |
| Career | 13 vs. BYU, 1-12-04 13 vs. Dayton, 11-25-03 |
| Three-Point Field Goals | |
| Season | 3 at New Mexico, 1-31-05 3 vs. CSU, 1-24-05 |
| Career | 3 at New Mexico, 1-31-05 3 vs. CSU, 1-24-05 3 at Utah, 2-7-04 |
| Three-Point Field Goals Attempted | |
| Season | 6 at Iowa State, 12-28-04 |
| Career | 6 at Iowa State, 12-28-04 |
| Free Throws | |
| Season | 2 at UNLV, 1-15-05 |
| Career | 4 - four times |
| Free Throws Attempted | |
| Season | 3 at UNLV, 1-15-05 |
| Career | 8 vs. UCSD, 12-6-03 |
| Steals | |
| Season | 2 vs. Wyoming, 1-22-05 |
| Career | 3 - six times |
| Blocked Shots | |
| Season | 1 - seven times |
| Career | 4 vs. New Mexico, 2-28-02 |
| Minutes Played | |
| Season | 34 vs. Wyoming, 1-22-05 34 at UNLV, 1-15-05 |
| Career | 40 at CSU, 1-24-04 |

3 • Chris Walton

Forward • 6-8 • 234 • Senior • San Diego, Calif. (Univ. of San Diego High)



Played in 16 of the last 17 games after missing nine contests due to a hip flexor/groin pull... Despite continuing to play hurt with his hip flexor injury, he has been playing some of the best basketball of his career recently... Made 11 of his last 24 attempts (45.8 percent) from three-point range... Had a career game against Colorado State (1-24-05) with 23 points, four rebounds, two assists and a block on 10-of-11 shooting, including 3-for-3 from behind the arc... Was questionable for the game at Brigham Young (1-8-05) having missed the four previous practices due to his injury... Had 12 points on 6-of-8 shooting, added six rebounds and won the game as he hit a fadeaway seven-footer at the buzzer to defeat the Cougars... In his first game back he played 23 minutes, scored six points and added four rebounds at Iowa State (12-28-04)... Practiced for the first time since Nov. 20th on Monday, Dec. 20th, and practiced the final three times before breaking for the holidays... When he missed the Nov. 22 game against Monmouth, it snapped Walton's streak of 31 consecutive games played and his team-high 18 consecutive games started... The UC Santa Barbara game (11-19-04) marked just the second time in his last 31 games that he was held scoreless... Ranks among the school's career leaders in victories (9th), games played (10th), minutes played (13th), blocked shots (16th), rebounding (23rd) and assists (24th)... Only player to rank among the SDSU top 25 in career rebounds, assists and blocked shots... Organized his third annual drive to benefit AIDS patients in the San Diego area in conjunction with the San Diego SLAM (12-11-04).

Trends: San Diego State has won eight of nine games and was 5-0 last season when Walton attempted at least four free throws... The Aztecs are 4-2 this season when Walton has at least four rebounds.

2004-05 Game-By-Game Statistics

| Date | Opponent | S | MP | FG-FGA | 3FG-FGA | FT-FTA | REB | PF | A | TO | BK | S | TP |
|---------|---|---|----|---------------|---------|--------|-----|----|---|----|----|---|----|
| N.19 | UC Santa Barbara | S | 29 | 0-4 | 0-1 | 0-0 | 1 | 4 | 1 | 4 | 0 | 0 | 0 |
| N.22 | Monmouth | | | DNP - Injured | | | | | | | | | |
| N.27 | UC San Diego | | | DNP - Injured | | | | | | | | | |
| D.1 | San Diego | | | DNP - Injured | | | | | | | | | |
| D.4 | at UC Santa Barbara | | | DNP - Injured | | | | | | | | | |
| D.7 | at Washington | | | DNP - Injured | | | | | | | | | |
| D.11 | California | | | DNP - Injured | | | | | | | | | |
| D.14 | Saint Mary's | | | DNP - Injured | | | | | | | | | |
| D.18 | at Loyola Marymount | | | DNP - Injured | | | | | | | | | |
| D.21 | Cal State Fullerton | | | DNP - Injured | | | | | | | | | |
| D.28 | at Iowa State | | 23 | 2-7 | 2-6 | 0-0 | 4 | 3 | 0 | 2 | 0 | 1 | 6 |
| D.31 | Providence | S | 33 | 0-2 | 0-2 | 1-2 | 2 | 4 | 3 | 4 | 1 | 1 | 1 |
| J.3 | South Dakota State | S | 25 | 1-1 | 1-1 | 0-0 | 4 | 4 | 2 | 3 | 1 | 0 | 3 |
| J.8 | at Brigham Young* | | 30 | 6-8 | 0-2 | 0-0 | 6 | 1 | 1 | 1 | 1 | 0 | 12 |
| J.15 | at UNLV* | | 34 | 4-8 | 1-3 | 2-3 | 4 | 3 | 2 | 2 | 0 | 0 | 11 |
| J.22 | Wyoming* | S | 34 | 3-6 | 0-2 | 0-0 | 2 | 4 | 2 | 1 | 1 | 2 | 6 |
| J.24 | Colorado State* | S | 30 | 10-11 | 3-3 | 0-0 | 4 | 2 | 2 | 2 | 1 | 0 | 23 |
| J.29 | at Air Force* | S | 23 | 1-4 | 0-1 | 1-2 | 3 | 3 | 0 | 6 | 0 | 1 | 3 |
| J.31 | at New Mexico* | S | 33 | 5-10 | 3-4 | 1-3 | 3 | 3 | 2 | 2 | 1 | 0 | 14 |
| F.5 | Utah* | S | 22 | 1-3 | 0-1 | 0-0 | 1 | 4 | 0 | 0 | 1 | 0 | 2 |
| F.7 | Brigham Young* | | | DNP - Illness | | | | | | | | | |
| F.12 | UNLV* | | 14 | 0-1 | 0-1 | 0-2 | 1 | 0 | 1 | 1 | 0 | 0 | 0 |
| F.19 | at Colorado State* | S | 21 | 2-4 | 2-3 | 0-0 | 1 | 1 | 3 | 1 | 0 | 0 | 6 |
| F.21 | at Wyoming* | S | 20 | 1-8 | 0-3 | 0-0 | 2 | 2 | 1 | 1 | 0 | 1 | 2 |
| F.26 | New Mexico* | | 24 | 4-7 | 2-4 | 0-0 | 2 | 4 | 1 | 2 | 0 | 0 | 10 |
| F.28 | Air Force* | S | 32 | 2-3 | 1-2 | 2-4 | 4 | 0 | 2 | 1 | 0 | 1 | 7 |
| M.5 | at Utah* | S | 26 | 1-3 | 0-2 | 0-0 | 0 | 3 | 1 | 1 | 0 | 1 | 2 |
| M.10-12 | at Mountain West Conference Championships | | | | | | | | | | | | |

Walton Career Statistics

| Year | G-GS | Min.-Avg. | FG-FGA | Pct. | 3P-3PA | Pct. | FT-FTA | Pct. | OR | DR | Reb | Avg. | PF-D | AT | TO | BS | ST | Pts. Avg. | |
|---------------|---------------|-------------------|----------------|-------------|---------------|-------------|---------------|-------------|------------|------------|------------|------------|--------------|------------|------------|-----------|-----------|------------|------------|
| 00-01 | 28-0 | 443-15.8 | 34-72 | .472 | 1-9 | .111 | 23-33 | .697 | 20 | 51 | 71 | 2.5 | 54-0 | 35 | 47 | 4 | 8 | 92 | 3.3 |
| 01-02 | 33-3 | 456-13.8 | 38-91 | .418 | 0-6 | .000 | 16-27 | .593 | 33 | 69 | 102 | 3.1 | 69-2 | 31 | 22 | 13 | 17 | 92 | 2.8 |
| 03-04 | 30-29 | 895-29.8 | 101-245 | .412 | 23-66 | .348 | 37-58 | .638 | 39 | 109 | 148 | 4.9 | 91-3 | 69 | 66 | 13 | 33 | 262 | 8.7 |
| 04-05 | 17-12 | 453-26.6 | 43-90 | .478 | 15-41 | .366 | 7-16 | .438 | 19 | 25 | 44 | 2.6 | 45-0 | 24 | 34 | 7 | 8 | 108 | 6.4 |
| Totals | 108-44 | 2,241-20.8 | 216-498 | .434 | 39-122 | .320 | 83-134 | .619 | 111 | 254 | 365 | 3.4 | 259-5 | 159 | 169 | 37 | 66 | 554 | 5.1 |

Season/Career Highs**Points**

Career 12 vs. BYU, 2-7-05

Rebounds

Career 8 vs. CSUF, 12-21-04

Assists

Career 6 at BYU, 1-8-05

Field Goals

Career 4 vs. BYU, 2-7-05

Field Goals AttemptedCareer 5 vs. BYU, 2-7-05
5 at New Mexico, 1-31-05
5 vs. CSUF, 12-21-04**Three-Point Field Goals**Career 3 vs. BYU, 2-7-05
3 at New Mexico, 1-31-05**Three-Point Field Goals Attempted**Career 4 vs. BYU, 2-7-05
4 at New Mexico, 1-31-05
4 vs. CSUF, 12-21-04**Free Throws**

Career 2 vs. UNLV, 2-12-05

Free Throws Attempted

Career 4 vs. South Dakota State, 1-3-05

Steals

Career 2 vs. South Dakota State, 1-3-05

Blocked Shots

Career

Minutes Played

Career 38 vs. CSUF, 12-21-04

11 • Tyler Smith

Guard • 6-2 • 208 • Freshman • San Clemente, Calif. (Santa Margarita Catholic High)



Walk-on true freshman guard has become an important fixture for the Aztecs... Played in 26 of the 27 games this season and his 399 minutes played are the eighth highest total on the team... Started eight of the last 17 games... Made 17-of-34 (50.0 percent) from three-point range, including 12 of his last 19 (63.2 percent) from beyond the three-point arc... Made 10 of his 17 attempts from beyond the arc in conference play to lead the MWC in three-point field goal percentage... Scored a career-high 12 points on 4-of-5 shooting from the field, including 3-of-4 from three-point range, in 25 minutes of action against Brigham Young (2-7-05)... Has 32 assists this season, the fifth highest total on the team... Has 32 assists and just 20 turnovers, joining Brandon Heath and Matt Thomas as the only Aztec players with more assists than turnovers... Had a then career-high nine points on 3-of-4 shooting from beyond the three-point line at New Mexico (1-31-05)... Had a team-high six assists and no turnovers in the road win at Brigham Young (1-8-05)... Has logged double-digit minutes 20 times this season, including six times in the last seven games... Collected career highs in rebounds (eight) and minutes (38) in SDSU's Dec. 21st win over Cal State Fullerton... Handed out four assists, picked up two rebounds and hit his first career three-pointer in just 18 minutes of action against UC San Diego (11-27-04)... Scored his first points as an Aztec in the win over Monmouth (11-22-04)... Has at least one assist in 16 of the 26 games he has played in this season and one in five of the last seven games... Has only one turnover in his last five games (70 minutes).

Trends: San Diego State is 7-4 when he scores a point... The Aztecs are 4-0 when he has three or more assists... SDSU is 6-5 when he has more assists than turnovers... The Aztecs are 4-3 when Smith plays 20 minutes or more in a game.

2004-05 Game-By-Game Statistics

| Date | Opponent | S | MP | FG-FGA | 3FG-FGA | FT-FTA | REB | PF | A | TO | BK | S | TP |
|---------|---|---|------------------------|--------|---------|--------|-----|----|---|----|----|---|----|
| N.19 | UC Santa Barbara | | 1 | 0-0 | 0-0 | 0-0 | 0 | 0 | 0 | 0 | 0 | 0 | 0 |
| N.22 | Monmouth | | 17 | 0-1 | 0-1 | 1-2 | 2 | 2 | 1 | 0 | 0 | 0 | 1 |
| N.27 | UC San Diego | | 18 | 1-2 | 1-1 | 0-0 | 2 | 3 | 4 | 0 | 0 | 0 | 3 |
| D.1 | San Diego | | 6 | 0-1 | 0-1 | 0-0 | 2 | 0 | 2 | 2 | 0 | 1 | 0 |
| D.4 | at UC Santa Barbara | | 11 | 1-2 | 1-2 | 0-0 | 0 | 2 | 0 | 3 | 0 | 0 | 3 |
| D.7 | at Washington | | 20 | 0-2 | 0-1 | 0-0 | 1 | 2 | 1 | 2 | 0 | 1 | 0 |
| D.11 | California | | DNP - Coach's Decision | | | | | | | | | | |
| D.14 | Saint Mary's | | 4 | 0-1 | 0-1 | 0-0 | 0 | 1 | 1 | 0 | 0 | 0 | 0 |
| D.18 | at Loyola Marymount | | 18 | 1-2 | 1-1 | 1-2 | 3 | 1 | 0 | 0 | 0 | 1 | 4 |
| D.21 | Cal State Fullerton | S | 38 | 3-5 | 2-4 | 0-0 | 8 | 2 | 4 | 3 | 0 | 0 | 8 |
| D.28 | at Iowa State | S | 13 | 0-4 | 0-3 | 0-0 | 1 | 1 | 1 | 1 | 0 | 0 | 0 |
| D.31 | Providence | S | 10 | 0-0 | 0-0 | 0-0 | 0 | 0 | 0 | 2 | 0 | 0 | 0 |
| J.3 | South Dakota State | S | 24 | 2-5 | 2-2 | 1-4 | 4 | 1 | 3 | 1 | 0 | 2 | 7 |
| J.8 | at Brigham Young* | S | 20 | 0-0 | 0-0 | 0-0 | 2 | 1 | 6 | 0 | 0 | 1 | 0 |
| J.15 | at UNLV* | S | 8 | 0-0 | 0-0 | 0-0 | 0 | 1 | 0 | 1 | 0 | 0 | 0 |
| J.22 | Wyoming* | | 11 | 0-0 | 0-0 | 0-0 | 3 | 2 | 1 | 1 | 0 | 0 | 0 |
| J.24 | Colorado State* | | 16 | 1-2 | 1-1 | 1-2 | 1 | 2 | 0 | 0 | 0 | 0 | 4 |
| J.29 | at Air Force* | S | 20 | 0-2 | 0-0 | 0-2 | 3 | 0 | 0 | 0 | 0 | 0 | 0 |
| J.31 | at New Mexico* | | 15 | 3-5 | 3-4 | 0-0 | 0 | 3 | 1 | 1 | 0 | 0 | 9 |
| F.5 | Utah* | | 3 | 0-0 | 0-0 | 0-0 | 0 | 0 | 0 | 0 | 0 | 0 | 0 |
| F.7 | Brigham Young* | | 25 | 4-5 | 3-4 | 1-2 | 4 | 2 | 2 | 1 | 0 | 0 | 12 |
| F.12 | UNLV* | S | 31 | 1-3 | 1-3 | 2-2 | 1 | 2 | 2 | 1 | 0 | 1 | 5 |
| F.19 | at Colorado State* | | 17 | 2-3 | 2-3 | 0-0 | 1 | 2 | 1 | 0 | 0 | 0 | 6 |
| F.21 | at Wyoming* | | 16 | 0-1 | 0-0 | 0-0 | 2 | 0 | 1 | 0 | 0 | 0 | 0 |
| F.26 | New Mexico* | | 17 | 0-0 | 0-0 | 0-0 | 1 | 0 | 0 | 0 | 0 | 0 | 0 |
| F.28 | Air Force* | | 8 | 0-1 | 0-1 | 0-0 | 2 | 3 | 1 | 0 | 0 | 0 | 0 |
| M.5 | at Utah* | | 12 | 0-0 | 0-0 | 0-0 | 2 | 1 | 0 | 1 | 0 | 0 | 0 |
| M.10-12 | at Mountain West Conference Championships | | | | | | | | | | | | |

► Smith Career Statistics

| Year | G-GS | Min.-Avg. | FG-FGA | Pct. | 3P-3PA | Pct. | FT-FTA | Pct. | OR | DR | Reb | Avg. | PF-D | AT | TO | BS | ST | Pts. Avg. |
|-------|------|-----------|--------|------|--------|------|--------|------|----|----|-----|------|------|----|----|----|----|-----------|
| 04-05 | 26-8 | 399-15.3 | 19-47 | .404 | 17-34 | .500 | 7-16 | .438 | 11 | 34 | 45 | 1.7 | 34-0 | 32 | 20 | 0 | 7 | 62 2.4 |

Season/Career Highs

Points
 Season 15 at UCSB, 12-4-04
 Career 15 at UCSB, 12-4-04

Rebounds
 Season 3 - five times
 Career 5 vs. UCSD, 12-2-02

Assists
 Season 4 vs. Wyoming, 1-22-05
 Career 4 vs. Wyoming, 1-22-05
 4 at Arizona, 12-22-03

Field Goals
 Season 6 at UCSB, 12-4-04
 Career 6 at UCSB, 12-4-04

Field Goals Attempted
 Season 9 - three times
 Career 9 - three times

Three-Point Field Goals
 Season 3 - five times
 Career 3 - six times

Three-Point Field Goals Attempted
 Season 8 vs. Wyoming, 1-22-05
 Career 8 vs. Wyoming, 1-22-05

Free Throws
 Season 4 vs. Wyoming, 1-22-05
 Career 4 vs. Wyoming, 1-22-05

Free Throws Attempted
 Season 4 vs. Wyoming, 1-22-05
 Career 4 vs. Wyoming, 1-22-05
 4 vs. EWU, 12-20-03


Steals
 Season 3 vs. Wyoming, 1-22-05
 3 at Iowa State, 12-28-04
 3 vs. CSUF, 12-21-04
 3 vs. UCSD, 11-27-04
 Career 3 - five times

Blocked Shots
 Career none

Minutes Played
 Season 40 vs. UCSB, 11-19-04
 Career 40 vs. UCSB, 11-19-04

15 • John Sharper

Guard • 6-0 • 195 • Junior • Oakland, Calif. (St. Mary's High)



MWC Rankings (as of 3/5): 11th in three-point field goal percentage, 12th in steals, 15th in three-point field goals made.

Originally a walk-on, he has developed into a staple in the Aztec rotation and one of the top three-point shooters in school history... Started nine of the last 13 games, has 18 starts this season and 23 starts in his career... Played in all 27 games this season and 50 straight games dating back to last season... For his career, has connected on 84-of-217 attempts from behind the arc, for a 38.7 percent success rate... That is fourth all-time trailing Tony Ross (45.8 percent), Al Faux (41.1 percent) and Steve Sir (39.8 percent)... Eighth in school history with 84 career makes and 11th in school history in three-point attempts (217)... Has 23 career multiple trey games, including 11 this season... Made at least two three-point field goals in a personal best five straight games to open the season (broken at Washington (12-7-04))... Had a three-point field goal in eight consecutive games (longest streak of his career), broken at UNLV... Made 11-of-19 (57.9 percent) from bonus distance during a four-game stretch earlier this season (Monmouth, UCSD, San Diego and at UCSB)... The two highest scoring games of his career came in consecutive outings against San Diego (13 points) and at UC Santa Barbara (15 points)... Had 19 consecutive game scoring streak, the longest of his career, snapped when he was held scoreless at New Mexico (1-31-05)... Has 68 turnovers in 1,472 career minutes for an average of one miscue every 21.6 minutes... Has 37 turnovers this season, although nine have come in two games - UC Santa Barbara (11-19-04) and at Washington (12-7-04)... Has nearly as many steals (31) as turnovers (37)... Is 16-for-18 from the free-throw line this season... Had made 22 of his last 24 free-throw attempts dating back to last season... 40 of his 52 field goals this season are from three-point range and 84 of his 106 career makes are from bonus distance... Has made at least one three-point shot in 24-of-27 games this season, including one in each of the last eight games.

Trends: The Aztecs are 3-2 when he reaches double figures... San Diego State is 12-10 since the beginning of the 2003-04 season when Sharper connects on multiple three-point field goals... The Aztecs are 6-5 this season when Sharper has more steals than turnovers.

2004-05 Game-By-Game Statistics

| Date | Opponent | S | MP | FG-FGA | 3FG-FGA | FT-FTA | REB | PF | A | TO | BK | S | TP |
|---------|---|---|----|--------|---------|--------|-----|----|---|----|----|---|----|
| N.19 | UC Santa Barbara | S | 40 | 3-8 | 2-6 | 0-0 | 3 | 0 | 2 | 4 | 0 | 0 | 8 |
| N.22 | Monmouth | S | 17 | 2-3 | 2-3 | 0-0 | 0 | 2 | 1 | 0 | 0 | 1 | 6 |
| N.27 | UC San Diego | S | 27 | 3-6 | 3-4 | 0-0 | 1 | 0 | 2 | 2 | 0 | 3 | 9 |
| D.1 | San Diego | S | 33 | 4-8 | 3-7 | 2-2 | 1 | 0 | 1 | 1 | 0 | 2 | 13 |
| D.4 | at UC Santa Barbara | S | 33 | 6-8 | 3-5 | 0-0 | 1 | 1 | 1 | 2 | 0 | 1 | 15 |
| D.7 | at Washington | S | 17 | 0-3 | 0-1 | 2-2 | 0 | 1 | 2 | 5 | 0 | 0 | 2 |
| D.11 | California | S | 33 | 2-6 | 1-3 | 2-2 | 3 | 3 | 1 | 1 | 0 | 1 | 7 |
| D.14 | Saint Mary's | S | 35 | 1-6 | 1-4 | 0-0 | 2 | 3 | 2 | 2 | 0 | 1 | 3 |
| D.18 | at Loyola Marymount | S | 31 | 1-4 | 1-3 | 0-0 | 3 | 0 | 1 | 3 | 0 | 1 | 3 |
| D.21 | Cal State Fullerton | S | 13 | 2-5 | 1-4 | 0-0 | 0 | 2 | 1 | 1 | 0 | 3 | 5 |
| D.28 | at Iowa State | S | 36 | 3-9 | 2-7 | 0-0 | 3 | 2 | 3 | 1 | 0 | 3 | 8 |
| D.31 | Providence | S | 19 | 1-2 | 1-1 | 0-0 | 0 | 2 | 0 | 0 | 0 | 2 | 3 |
| J.3 | South Dakota State | S | 21 | 2-5 | 1-4 | 0-0 | 1 | 2 | 0 | 0 | 0 | 0 | 5 |
| J.8 | at Brigham Young* | S | 18 | 2-4 | 1-2 | 0-0 | 0 | 0 | 1 | 1 | 0 | 1 | 5 |
| J.15 | at UNLV* | S | 34 | 0-5 | 0-5 | 1-2 | 2 | 1 | 2 | 1 | 0 | 0 | 1 |
| J.22 | Wyoming* | S | 39 | 2-9 | 2-8 | 4-4 | 2 | 2 | 4 | 1 | 0 | 3 | 10 |
| J.24 | Colorado State* | S | 35 | 3-7 | 3-6 | 2-2 | 3 | 0 | 2 | 0 | 0 | 1 | 11 |
| J.29 | at Air Force* | S | 29 | 1-4 | 1-4 | 0-0 | 0 | 2 | 1 | 0 | 0 | 0 | 3 |
| J.31 | at New Mexico* | S | 19 | 0-3 | 0-3 | 0-0 | 0 | 1 | 2 | 0 | 0 | 1 | 0 |
| F.5 | Utah* | S | 33 | 2-3 | 2-2 | 0-0 | 0 | 0 | 1 | 2 | 0 | 1 | 6 |
| F.7 | Brigham Young* | S | 24 | 2-4 | 1-3 | 0-0 | 0 | 0 | 0 | 0 | 0 | 2 | 5 |
| F.12 | UNLV* | S | 16 | 1-5 | 1-4 | 0-0 | 1 | 0 | 0 | 0 | 0 | 0 | 3 |
| F.19 | at Colorado State* | S | 18 | 1-4 | 1-4 | 0-0 | 1 | 1 | 2 | 2 | 0 | 0 | 3 |
| F.21 | at Wyoming* | S | 21 | 4-9 | 3-7 | 0-0 | 0 | 3 | 0 | 0 | 0 | 1 | 11 |
| F.26 | New Mexico* | S | 21 | 2-5 | 2-4 | 2-2 | 0 | 2 | 0 | 4 | 0 | 1 | 8 |
| F.28 | Air Force* | S | 25 | 1-4 | 1-3 | 1-2 | 2 | 3 | 1 | 2 | 0 | 1 | 4 |
| M.5 | at Utah* | S | 29 | 1-3 | 1-3 | 0-0 | 0 | 2 | 3 | 2 | 0 | 1 | 3 |
| M.10-12 | at Mountain West Conference Championships | | | | | | | | | | | | |

► **Sharper Career Statistics**

| Year | G-GS | Min.-Avg. | FG-FGA | Pct. | 3P-3PA | Pct. | FT-FTA | Pct. | OR | DR | Reb | Avg. | PF-D | AT | TO | BS | ST | Pts. Avg. | |
|---------------|--------------|-------------------|----------------|-------------|---------------|-------------|--------------|-------------|-----------|-----------|-----------|------------|--------------|-----------|-----------|----------|-----------|------------|------------|
| 02-03 | 28-0 | 236-8.4 | 16-38 | .421 | 14-32 | .438 | 6-10 | .600 | 5 | 18 | 23 | 0.8 | 21-0 | 16 | 12 | 0 | 8 | 52 | 1.9 |
| 03-04 | 29-5 | 520-17.9 | 38-97 | .392 | 30-75 | .400 | 14-18 | .778 | 5 | 22 | 27 | 0.9 | 46-2 | 26 | 19 | 0 | 26 | 120 | 4.1 |
| 04-05 | 27-18 | 716-26.5 | 52-142 | .366 | 40-110 | .364 | 16-18 | .889 | 5 | 24 | 29 | 1.1 | 35-0 | 36 | 37 | 0 | 31 | 160 | 5.9 |
| Totals | 84-23 | 1,472-17.5 | 106-277 | .383 | 84-217 | .387 | 36-46 | .783 | 15 | 64 | 79 | 0.9 | 102-2 | 78 | 68 | 0 | 65 | 332 | 4.0 |

Season/Career Highs

Points
 Season 12 vs. BYU, 2-7-05
 Career 12 vs. BYU, 2-7-05

Rebounds
 Season 8 vs. BYU, 2-7-05
 Career 8 vs. BYU, 2-7-05

Assists
 Season 2 vs. BYU, 2-7-05
 Career 2 vs. BYU, 2-7-05

Field Goals
 Season 6 vs. BYU, 2-7-05
 Career 6 vs. BYU, 2-7-05

Field Goals Attempted
 Season 11 vs. BYU, 2-7-05
 Career 11 vs. BYU, 2-7-05

Three-Point Field Goals
 Season
 Career

Three-Point Field Goals Attempted
 Season
 Career

Free Throws
 Season 4 at LMU, 12-18-04
 Career 4 at LMU, 12-18-04

Free Throws Attempted
 Season 6 vs. UNLV, 2-12-05
 Career 6 vs. UNLV, 2-12-05


Steals
 Season 2 vs. South Dakota State, 1-3-05
 2 at Wyoming, 2-21-05
 Career 2 vs. South Dakota State, 1-3-05
 2 at Wyoming, 2-21-05

Blocked Shots
 Season 2 vs. South Dakota State, 1-3-05
 Career 2 vs. South Dakota State, 1-3-05
 2 at Colorado St., 3-3-03

Minutes Played
 Season 32 vs. New Mexico, 2-26-05
 Career 32 vs. New Mexico, 2-26-05

20 • Trimaine Davis

Forward • 6-8 • 233 • Junior • West Pittsburg, Calif. (West Pittsburg High)



Brings incredibly high energy on the court for San Diego State... Playing some of the best basketball of his career recently... Getting more playing time as the season progresses... One of six players to see action in all 27 games... Started six games this season, including both games against Brigham Young (1-8-05 and 2-7-05)... Had his most productive game of his career, setting career highs with 12 points, eight rebounds, two assists, six field goals and 11 field goals attempted vs. Brigham Young (2-7-05)... Set then career highs in minutes played in three straight games (21 vs. Utah (2-5-05), 24 vs. Brigham Young (2-7-05), 29 vs. UNLV (2-12-05))... Tallied 11 points on 4-of-6 shooting from the floor in only 13 minutes at Wyoming (2-21-05)... Played a career-high 32 minutes against New Mexico (2-26-05) and scored seven points on 3-of-4 shooting... Shot 50 percent or better from the field in nine consecutive games... In his last nine games covering 192 minutes of playing time, he has 75 points, 31 rebounds, six steals, four assists and has connected on 34-of-52 field goals (65.4 percent)... Averaging 9.0 points, 3.9 rebounds and 22.1 minutes per game in his last seven contests... Made his first career start in his 50th career game on Dec. 18th at Loyola Marymount... Scored a then career-high 10 points and added two rebounds in 13 minutes of action against LMU... Has played 10 or more minutes 20 times this season after doing so just twice in the Aztecs' previous 42 games prior to this season... Played 10 or more minutes in 18 of the last 21 games and in nine straight contests... Connected on 61-of-103 attempts (59.2 percent) from the field this season and 88-of-152 (57.9 percent) in his career... Has scored in 12 consecutive games (the longest streak of his career and the third longest active streak on the team trailing Marcus Slaughter (52) and Brandon Heath (29))... Has only one turnover in his last five games (102 minutes)... Averages 14.5 points, 6.2 rebounds per 40 minutes.

2004-05 Game-By-Game Statistics

| Date | Opponent | S | MP | FG-FGA | 3FG-FGA | FT-FTA | REB | PF | A | TO | BK | S | TP |
|---------|---|---|----|--------|---------|--------|-----|----|---|----|----|---|----|
| N.19 | UC Santa Barbara | | 2 | 0-0 | 0-0 | 0-0 | 1 | 0 | 0 | 0 | 0 | 0 | 0 |
| N.22 | Monmouth | | 16 | 1-3 | 0-0 | 0-0 | 3 | 3 | 0 | 0 | 0 | 1 | 2 |
| N.27 | UC San Diego | | 14 | 4-5 | 0-0 | 0-0 | 2 | 4 | 0 | 1 | 0 | 0 | 8 |
| D.1 | San Diego | | 6 | 1-1 | 0-0 | 0-0 | 2 | 0 | 0 | 0 | 0 | 0 | 2 |
| D.4 | at UC Santa Barbara | | 19 | 2-3 | 0-0 | 0-2 | 3 | 0 | 1 | 0 | 1 | 0 | 4 |
| D.7 | at Washington | | 9 | 0-1 | 0-0 | 0-0 | 1 | 0 | 0 | 0 | 0 | 0 | 0 |
| D.11 | California | | 15 | 2-2 | 0-0 | 0-1 | 1 | 2 | 0 | 0 | 0 | 1 | 4 |
| D.14 | Saint Mary's | | 10 | 2-5 | 0-0 | 1-2 | 3 | 3 | 0 | 0 | 0 | 0 | 5 |
| D.18 | at Loyola Marymount | S | 13 | 3-4 | 0-0 | 4-5 | 2 | 1 | 0 | 0 | 0 | 0 | 10 |
| D.21 | Cal State Fullerton | S | 12 | 1-1 | 0-0 | 0-2 | 0 | 2 | 0 | 0 | 0 | 0 | 2 |
| D.28 | at Iowa State | S | 9 | 0-0 | 0-0 | 0-0 | 0 | 2 | 0 | 2 | 0 | 0 | 0 |
| D.31 | Providence | | 11 | 3-6 | 0-0 | 1-2 | 2 | 2 | 1 | 0 | 0 | 0 | 7 |
| J.3 | South Dakota State | | 17 | 2-6 | 0-0 | 2-4 | 2 | 2 | 0 | 2 | 2 | 2 | 6 |
| J.8 | at Brigham Young* | S | 12 | 2-6 | 0-0 | 0-0 | 3 | 3 | 0 | 1 | 0 | 0 | 4 |
| J.15 | at UNLV* | | 1 | 0-0 | 0-0 | 0-0 | 0 | 0 | 0 | 0 | 0 | 0 | 0 |
| J.22 | Wyoming* | | 10 | 2-4 | 0-0 | 2-4 | 1 | 3 | 0 | 0 | 0 | 1 | 6 |
| J.24 | Colorado State* | | 7 | 1-1 | 0-0 | 2-4 | 0 | 5 | 0 | 0 | 0 | 1 | 4 |
| J.29 | at Air Force* | | 14 | 1-3 | 0-0 | 0-0 | 3 | 4 | 0 | 1 | 0 | 0 | 2 |
| J.31 | at New Mexico* | | 16 | 3-6 | 0-0 | 0-0 | 3 | 2 | 0 | 1 | 0 | 1 | 6 |
| F.5 | Utah* | | 21 | 3-5 | 0-0 | 0-0 | 1 | 1 | 0 | 1 | 1 | 0 | 6 |
| F.7 | Brigham Young* | S | 24 | 6-11 | 0-0 | 0-2 | 8 | 1 | 2 | 2 | 0 | 1 | 12 |
| F.12 | UNLV* | | 29 | 3-5 | 0-0 | 3-6 | 7 | 4 | 0 | 1 | 1 | 0 | 9 |
| F.19 | at Colorado State* | | 18 | 2-2 | 0-0 | 0-0 | 2 | 3 | 0 | 0 | 1 | 1 | 4 |
| F.21 | at Wyoming* | | 13 | 4-6 | 0-0 | 3-3 | 2 | 4 | 0 | 0 | 0 | 2 | 11 |
| F.26 | New Mexico* | S | 32 | 3-4 | 0-0 | 1-2 | 0 | 1 | 1 | 0 | 1 | 1 | 7 |
| F.28 | Air Force* | | 22 | 5-7 | 0-0 | 0-0 | 5 | 1 | 0 | 1 | 1 | 0 | 10 |
| M.5 | at Utah* | | 17 | 5-6 | 0-0 | 0-0 | 3 | 4 | 0 | 0 | 0 | 0 | 10 |
| M.10-12 | at Mountain West Conference Championships | | | | | | | | | | | | |

► Davis Career Statistics

| Year | G-GS | Min.-Avg. | FG-FGA | Pct. | 3P-3PA | Pct. | FT-FTA | Pct. | OR | DR | Reb | Avg. | PF-D | AT | TO | BS | ST | Pts. | Avg. |
|---------------|-------------|----------------|---------------|-------------|------------|-------------|--------------|-------------|-----------|-----------|------------|------------|--------------|----------|-----------|-----------|-----------|------------|------------|
| 02-03 | 24-0 | 166-6.9 | 16-26 | .615 | 0-0 | .000 | 3-7 | .429 | 4 | 22 | 26 | 1.1 | 36-2 | 1 | 6 | 2 | 5 | 35 | 1.5 |
| 03-04 | 17-0 | 89-5.2 | 11-23 | .478 | 0-0 | .000 | 4-6 | .667 | 9 | 8 | 17 | 1.0 | 15-0 | 2 | 3 | 4 | 1 | 26 | 1.5 |
| 04-05 | 27-6 | 389-14.4 | 61-103 | .592 | 0-0 | .000 | 19-39 | .487 | 37 | 23 | 60 | 2.2 | 57-1 | 6 | 13 | 8 | 12 | 141 | 5.2 |
| Totals | 68-6 | 644-9.5 | 88-152 | .579 | 0-0 | .000 | 26-52 | .500 | 50 | 53 | 103 | 1.5 | 108-3 | 9 | 22 | 14 | 18 | 202 | 3.0 |

Season/Career Highs**Points**

Career 20 vs. Air Force, 2-28-05

Rebounds

Career 10 vs. UNLV, 2-12-05

Assists

Career 6 vs. Monmouth, 11-22-04

Field Goals

Career 6 vs. UNLV, 2-12-05

Field Goals AttemptedCareer 12 at Utah, 3-5-05
12 vs. UNLV, 2-12-05**Three-Point Field Goals**Career 1 vs. UCSD, 11-27-04
1 vs. Monmouth, 11-22-04**Three-Point Field Goals Attempted**

Career 3 vs. Monmouth, 11-22-04

Free Throws

Career 12 vs. Air Force, 2-28-05

Free Throws Attempted

Career 13 vs. Air Force, 2-28-05

StealsCareer 4 at Utah, 3-5-05
4 at Wyoming, 2-21-05**Blocked Shots**Career 1 vs. UNLV, 2-12-05
1 vs. BYU, 2-7-05
1 vs. Colorado St., 1-24-05**Minutes Played**

Career 40 vs. UNLV, 2-12-05

21 • Matt Thomas

Guard • 6-3 • 191 • Freshman • Riverside, Calif. (Martin Luther King High)



One of six players to play in all 27 games... Has started six straight games and nine for the season... Only Aztec freshman to play in every game... Set a career high with 20 points against Air Force (2-28-05)... Also set career highs in free-throws (12) and free-throw attempts (13)... Had 14 points and 10 rebounds against UNLV (2-12-05) for his first double-double of his career... Set career highs in the UNLV game in rebounds (10), minutes (40) and tied his then career high in points (14)... Also had four assists and his third block of the season against UNLV... Nearly had another double-double two games later at Wyoming (2-21-05) when he scored 11 points and grabbed nine rebounds... Also had a career-high four steals... Had 14 points and tied his career-high of four steals at Utah (3-5-05)... Made his first career start and played a then career-high 32 minutes against Saint Mary's (12-14-04)... Had a string of 10 consecutive free throws made broken against Saint Mary's (12-14-04) but has made 61-of-82 (74.4 percent) after making just 3-of-9 to open the season... Made 16 of this last 18 (88.9 percent) free-throw attempts... His 42 assists this season are second most on the team, despite averaging 22.0 minutes per game, the fourth highest total on the squad... 30 steals ranks fourth on the team... With 42 assists and 34 turnovers he joins Brandon Heath and Tyler Smith as the only Aztec players with more assists than turnovers... Ranks among the all-time SDSU freshmen leaders (Division I era) in made free-throws (fifth, 64), free-throw attempts (fifth, 91), free-throw percentage (sixth, 70.3 percent) and steals (ninth, 30)... Tied a then career-best with 14 points at New Mexico (1-31-05)... Had a string of at least one assist in seven games broken against Saint Mary's (12-14-04)... Has recorded a rebound in 23-of-27 games this season... Has just 14 turnovers in his last 328 minutes of play (one turnover every 23.4 minutes)... Has just five multiple turnover games in his last 20 outings... Has at least three rebounds in eight of his last nine games... Has five games with at least three steals this season... Avoiding the freshman jinx by continuing to play better as the season progresses... Numbers in the last nine games: 10.4 ppg, 4.9 rpg, 1.9 apg, 1.4 spg.... Scored in double-figures seven times, including three times in his last four games.

2004-05 Game-By-Game Statistics

| Date | Opponent | S | MP | FG-FGA | 3FG-FGA | FT-FTA | REB | PF | A | TO | BK | S | TP |
|---------|---|---|----|--------|---------|--------|-----|----|---|----|----|---|----|
| N.19 | UC Santa Barbara | | 6 | 1-2 | 0-0 | 0-0 | 1 | 1 | 1 | 0 | 0 | 0 | 2 |
| N.22 | Monmouth | | 27 | 3-8 | 1-3 | 1-5 | 5 | 0 | 6 | 3 | 0 | 0 | 8 |
| N.27 | UC San Diego | | 24 | 2-3 | 1-1 | 2-2 | 4 | 1 | 2 | 1 | 0 | 3 | 7 |
| D.1 | San Diego | | 17 | 2-7 | 0-1 | 0-2 | 5 | 1 | 1 | 3 | 0 | 0 | 4 |
| D.4 | at UC Santa Barbara | | 16 | 0-3 | 0-0 | 2-4 | 2 | 0 | 3 | 2 | 0 | 0 | 2 |
| D.7 | at Washington | | 27 | 5-11 | 0-1 | 4-4 | 3 | 2 | 3 | 4 | 0 | 3 | 14 |
| D.11 | California | | 16 | 2-5 | 0-1 | 2-2 | 2 | 3 | 1 | 2 | 0 | 2 | 6 |
| D.14 | Saint Mary's | S | 32 | 3-10 | 0-2 | 4-5 | 7 | 2 | 0 | 1 | 0 | 1 | 10 |
| D.18 | at Loyola Marymount | S | 31 | 2-5 | 0-0 | 3-4 | 4 | 2 | 2 | 1 | 0 | 2 | 7 |
| D.21 | Cal State Fullerton | S | 11 | 1-5 | 0-1 | 2-2 | 0 | 2 | 0 | 1 | 0 | 0 | 4 |
| D.28 | at Iowa State | | 8 | 0-0 | 0-0 | 2-2 | 0 | 0 | 0 | 0 | 0 | 0 | 2 |
| D.31 | Providence | | 21 | 0-5 | 0-1 | 3-4 | 1 | 2 | 0 | 1 | 0 | 1 | 3 |
| J.3 | South Dakota State | | 16 | 1-3 | 0-1 | 0-0 | 1 | 0 | 1 | 0 | 0 | 0 | 2 |
| J.8 | at Brigham Young* | | 8 | 0-3 | 0-0 | 1-2 | 0 | 1 | 1 | 0 | 0 | 1 | 1 |
| J.15 | at UNLV* | | 6 | 0-1 | 0-0 | 0-0 | 0 | 0 | 0 | 1 | 0 | 0 | 0 |
| J.22 | Wyoming* | | 13 | 0-0 | 0-0 | 2-2 | 1 | 0 | 1 | 0 | 0 | 1 | 2 |
| J.24 | Colorado State* | | 12 | 0-3 | 0-1 | 0-0 | 2 | 0 | 2 | 0 | 1 | 2 | 0 |
| J.29 | at Air Force* | | 25 | 2-4 | 0-0 | 2-2 | 2 | 2 | 1 | 0 | 0 | 1 | 6 |
| J.31 | at New Mexico* | | 21 | 5-8 | 0-1 | 4-9 | 3 | 2 | 0 | 2 | 0 | 1 | 14 |
| F.5 | Utah* | | 18 | 0-3 | 0-0 | 1-2 | 3 | 3 | 3 | 1 | 0 | 0 | 1 |
| F.7 | Brigham Young* | | 24 | 3-7 | 0-0 | 2-2 | 3 | 2 | 2 | 0 | 1 | 3 | 8 |
| F.12 | UNLV* | S | 40 | 6-12 | 0-0 | 2-3 | 10 | 3 | 4 | 2 | 1 | 0 | 14 |
| F.19 | at Colorado State* | S | 36 | 3-9 | 0-0 | 0-0 | 5 | 5 | 2 | 1 | 0 | 1 | 6 |
| F.21 | at Wyoming* | S | 30 | 3-8 | 0-1 | 5-7 | 9 | 2 | 0 | 2 | 0 | 4 | 11 |
| F.26 | New Mexico* | S | 34 | 1-7 | 0-1 | 4-8 | 5 | 2 | 5 | 2 | 0 | 0 | 6 |
| F.28 | Air Force* | S | 38 | 4-8 | 0-1 | 12-13 | 4 | 4 | 1 | 0 | 0 | 0 | 20 |
| M.5 | at Utah* | S | 37 | 5-12 | 0-1 | 4-5 | 2 | 4 | 0 | 4 | 0 | 4 | 14 |
| M.10-12 | at Mountain West Conference Championships | | | | | | | | | | | | |

► Thomas Career Statistics

| Year | G-GS | Min.-Avg. | FG-FGA | Pct. | 3P-3PA | Pct. | FT-FTA | Pct. | OR | DR | Reb | Avg. | PF-D | AT | TO | BS | ST | Pts. | Avg. |
|-------|------|-----------|--------|------|--------|------|--------|------|----|----|-----|------|------|----|----|----|----|------|------|
| 04-05 | 27-9 | 594-22.0 | 54-152 | .355 | 2-18 | .111 | 64-91 | .703 | 31 | 53 | 84 | 3.1 | 46-1 | 42 | 34 | 3 | 30 | 174 | 6.4 |

Season/Career Highs**Points**

Career 6 vs. UCSD, 11-27-04

Rebounds

Career

Assists

Career

Field Goals

Career 2 vs. UCSD, 11-27-04

Field Goals Attempted

Career 2 vs. UCSD, 11-27-04

Three-Point Field Goals

Career

Three-Point Field Goals Attempted

Career

Free Throws

Career 2 vs. UCSD, 11-27-04

Free Throws Attempted

Career 4 vs. UCSD, 11-27-04

Steals

Career

Blocked Shots


Career

Minutes Played

Career 4 vs. UCSD, 11-27-04

31 • Jared Ines

Forward • 6-7 • 234 • Senior • Modesto, Calif. (Ceres High/Ohlone College)



Senior walk-on player entering his second season with the program... Played in five games and has made the most of his opportunities... In just nine minutes, he has scored eight points... Had career-best six points in four minutes against UC San Diego (11-27-04)... Also had two points at Washington (12-7-04).

2004-05 Game-By-Game Statistics

| Date | Opponent | S | MP | FG-FGA | 3FG-FGA | FT-FTA | REB | PF | A | TO | BK | S | TP |
|---------|---|---|------------------------|--------|---------|--------|-----|----|---|----|----|---|----|
| N.19 | UC Santa Barbara | | 1 | 0-0 | 0-0 | 0-0 | 0 | 0 | 0 | 0 | 0 | 0 | 0 |
| N.22 | Monmouth | | DNP - Coach's Decision | | | | | | | | | | |
| N.27 | UC San Diego | | 4 | 2-2 | 0-0 | 2-4 | 0 | 0 | 0 | 0 | 0 | 0 | 6 |
| D.1 | San Diego | | 1 | 0-0 | 0-0 | 0-0 | 0 | 0 | 0 | 0 | 0 | 0 | 0 |
| D.4 | at UC Santa Barbara | | 2 | 0-0 | 0-0 | 0-2 | 0 | 0 | 0 | 0 | 0 | 0 | 0 |
| D.7 | at Washington | | 1 | 1-1 | 0-0 | 0-0 | 0 | 0 | 0 | 0 | 0 | 0 | 2 |
| D.11 | California | | DNP - Coach's Decision | | | | | | | | | | |
| D.14 | Saint Mary's | | DNP - Coach's Decision | | | | | | | | | | |
| D.18 | at Loyola Marymount | | DNP - Coach's Decision | | | | | | | | | | |
| D.21 | Cal State Fullerton | | DNP - Coach's Decision | | | | | | | | | | |
| D.28 | at Iowa State | | DNP - Coach's Decision | | | | | | | | | | |
| D.31 | Providence | | DNP - Coach's Decision | | | | | | | | | | |
| J.3 | South Dakota State | | DNP - Coach's Decision | | | | | | | | | | |
| J.8 | at Brigham Young* | | DNP - Coach's Decision | | | | | | | | | | |
| J.15 | at UNLV* | | DNP - Coach's Decision | | | | | | | | | | |
| J.22 | Wyoming* | | DNP - Coach's Decision | | | | | | | | | | |
| J.24 | Colorado State* | | DNP - Coach's Decision | | | | | | | | | | |
| J.29 | at Air Force* | | DNP - Coach's Decision | | | | | | | | | | |
| J.31 | at New Mexico* | | DNP - Coach's Decision | | | | | | | | | | |
| F.5 | Utah* | | DNP - Coach's Decision | | | | | | | | | | |
| F.7 | Brigham Young* | | DNP - Coach's Decision | | | | | | | | | | |
| F.12 | UNLV* | | DNP - Coach's Decision | | | | | | | | | | |
| F.19 | at Colorado State* | | DNP - Coach's Decision | | | | | | | | | | |
| F.21 | at Wyoming* | | DNP - Coach's Decision | | | | | | | | | | |
| F.26 | New Mexico* | | DNP - Coach's Decision | | | | | | | | | | |
| F.28 | Air Force* | | DNP - Coach's Decision | | | | | | | | | | |
| M.5 | at Utah* | | DNP - Coach's Decision | | | | | | | | | | |
| M.10-12 | at Mountain West Conference Championships | | DNP - Coach's Decision | | | | | | | | | | |

► Ines Career Statistics

| Year | G-GS | Min.-Avg. | FG-FGA | Pct. | 3P-3PA | Pct. | FT-FTA | Pct. | OR | DR | Reb | Avg. | PF-D | AT | TO | BS | ST | Pts. Avg. | |
|-------|------|-----------|--------|-------|--------|------|--------|------|----|----|-----|------|------|----|----|----|----|-----------|-----|
| 04-05 | 5-0 | 8-2.0 | 3-3 | 1.000 | 0-0 | .000 | 2-6 | .333 | 0 | 0 | 0 | 0.0 | 0-0 | 0 | 0 | 0 | 0 | 8 | 1.6 |

Season/Career Highs

Points
 Season 23 vs. UCSD, 11-27-04
 Career 23 vs. UCSD, 11-27-04

Rebounds
 Season 8 vs. UCSB, 11-19-04
 Career 9 vs. UCSD, 12-6-03

Assists
 Season 3 at BYU, 1-8-05
 3 vs. California, 12-11-04
 3 vs. UCSD, 11-27-04
 Career 3 at BYU, 1-8-05
 3 vs. California, 12-11-04
 3 vs. UCSD, 11-27-04

Field Goals
 Season 9 vs. San Diego, 12-1-04
 9 vs. UCSD, 11-27-04
 Career 9 vs. San Diego, 12-1-04
 9 vs. UCSD, 11-27-04

Field Goals Attempted
 Season 13 vs. San Diego, 12-1-04
 13 vs. UCSD, 11-27-04
 13 vs. UCSB, 11-19-04
 Career 13 vs. San Diego, 12-1-04
 13 vs. UCSD, 11-27-04
 13 vs. UCSB, 11-19-04

Three-Point Field Goals
 Season 4 at CSU, 2-19-05
 Career 4 at CSU, 2-19-05
 4 at Wyoming, 1-26-04

Three-Point Field Goals Attempted
 Season 7 vs. San Diego, 12-1-04
 Career 8 vs. UCSD, 12-6-03
 8 vs. Wyoming, 12-16-00

Free Throws
 Season 5 vs. UCSD, 11-27-04
 Career 5 vs. UCSD, 11-27-04

Free Throws Attempted
 Season 5 vs. UCSD, 11-27-04
 Career 6 vs. IPFW, 12-30-02

Steals
 Season 3 vs. UCSB, 11-19-04
 Career 3 vs. UCSB, 11-19-04

Blocked Shots
 Season 3 vs. San Diego, 12-1-04
 Career 3 vs. San Diego, 12-1-04

Minutes Played
 Season 35 vs. UCSB, 11-19-04
 Career 35 vs. UCSB, 11-19-04

33 • Chris Manker

Center • 7-0 • 225 • Senior • West Des Moines, Iowa
 (Laguna Beach (Calif.) High/Oregon State University)



Having a breakout senior campaign for the Aztecs... Emerged as San Diego State's third leading scorer and fifth leading rebounder... One of six players to see action in all 27 games this season... Started seven games and played 10 or more minutes in 23-of-27 games this season... Always a threat from outside, Manker has become more comfortable playing in the paint... 64 career three-point field goals... Has 47 two-point field goals this season after connecting on just 17 twos last season and 52 in his first three seasons combined... Has seven double-figure scoring games this season after posting three in his first three seasons combined... Made 23 of his last 26 free throw attempts (88.5 percent)... Had a string of 10 consecutive free throws made broken at Loyola Marymount (12-18-04)... One of two players to record a point, rebound and an assist in each of the first seven games this season (Brandon Heath)... Set a then-career high with 17 points, and added eight rebounds and a career-high three steals against UC Santa Barbara (11-19-04)... Against UC San Diego (11-27-04), scored his current career-high of 23 points on 8-for-13 shooting, all from inside the arc, and added a career-best 5-for-5 performance from the charity stripe... Also set a new career-mark against UC San Diego (11-27-04) with three assists, which he matched against California (12-11-04)... Fouled out for the first time in his Aztec career, spanning 70 games, at home against Wyoming... Helped lead SDSU to a win at UNLV (1-15-05) with a 3-for-4 performance behind the arc, to go along with six boards... Rebounded from his first scoreless game of the season by scoring seven points and adding seven rebounds against South Dakota State (1-5-04) and posting nine points and six rebounds at Brigham Young (1-8-05).

Trends: San Diego State is 4-3 this season and 11-4 in Manker's career when he blocks a shot... Dating back to his days at Oregon State, Manker's teams are 14-5 when he blocks a shot... SDSU is 15-12 in his career when Manker shoots 50 percent or better from the field... Aztecs are 5-1 this season when Manker records five or more rebounds.

2004-05 Game-By-Game Statistics

| Date | Opponent | S | MP | FG-FGA | 3FG-FGA | FT-FTA | REB | PF | A | TO | BK | S | TP |
|---------|---|---|----|--------|---------|--------|-----|----|---|----|----|---|----|
| N.19 | UC Santa Barbara | | 35 | 7-13 | 2-6 | 1-4 | 8 | 2 | 2 | 1 | 0 | 3 | 17 |
| N.22 | Monmouth | S | 21 | 3-6 | 1-3 | 2-3 | 2 | 1 | 1 | 2 | 0 | 0 | 9 |
| N.27 | UC San Diego | S | 28 | 9-13 | 0-2 | 5-5 | 5 | 0 | 3 | 0 | 1 | 1 | 23 |
| D.1 | San Diego | S | 32 | 9-13 | 3-7 | 1-1 | 6 | 1 | 2 | 2 | 3 | 1 | 22 |
| D.4 | at UC Santa Barbara | S | 29 | 2-6 | 1-3 | 0-0 | 3 | 4 | 1 | 1 | 0 | 0 | 5 |
| D.7 | at Washington | S | 20 | 3-9 | 2-5 | 0-0 | 1 | 4 | 1 | 3 | 1 | 0 | 8 |
| D.11 | California | S | 23 | 0-6 | 0-4 | 2-2 | 1 | 1 | 3 | 1 | 0 | 1 | 2 |
| D.14 | Saint Mary's | | 12 | 2-4 | 0-2 | 2-2 | 2 | 0 | 1 | 1 | 0 | 1 | 6 |
| D.18 | at Loyola Marymount | | 25 | 3-9 | 1-3 | 3-4 | 3 | 0 | 0 | 0 | 1 | 1 | 10 |
| D.21 | Cal State Fullerton | | 11 | 1-5 | 0-0 | 0-0 | 4 | 2 | 1 | 1 | 0 | 0 | 2 |
| D.28 | at Iowa State | | 19 | 2-6 | 2-5 | 0-0 | 0 | 3 | 2 | 2 | 0 | 1 | 6 |
| D.31 | Providence | | 6 | 0-2 | 0-1 | 0-0 | 1 | 1 | 1 | 0 | 0 | 0 | 0 |
| J.3 | South Dakota State | | 16 | 3-8 | 1-2 | 0-0 | 7 | 1 | 0 | 1 | 2 | 1 | 7 |
| J.8 | at Brigham Young* | | 21 | 4-6 | 0-2 | 1-1 | 6 | 4 | 3 | 1 | 0 | 1 | 9 |
| J.15 | at UNLV* | | 23 | 4-7 | 3-4 | 2-2 | 6 | 4 | 2 | 1 | 1 | 0 | 13 |
| J.22 | Wyoming* | | 26 | 3-6 | 1-3 | 3-3 | 2 | 5 | 0 | 2 | 0 | 2 | 10 |
| J.24 | Colorado State* | | 16 | 2-3 | 1-1 | 0-0 | 0 | 1 | 0 | 1 | 0 | 1 | 5 |
| J.29 | at Air Force* | | 11 | 1-2 | 0-0 | 0-2 | 3 | 1 | 0 | 1 | 0 | 0 | 2 |
| J.31 | at New Mexico* | | 8 | 1-4 | 0-2 | 0-0 | 2 | 1 | 0 | 1 | 0 | 1 | 2 |
| F.5 | Utah* | | 18 | 0-5 | 0-4 | 0-0 | 2 | 1 | 0 | 0 | 0 | 1 | 0 |
| F.7 | Brigham Young* | | 6 | 0-0 | 0-0 | 0-0 | 0 | 2 | 2 | 2 | 0 | 0 | 0 |
| F.12 | UNLV* | | 5 | 1-2 | 0-1 | 0-0 | 0 | 0 | 0 | 0 | 0 | 1 | 2 |
| F.19 | at Colorado State* | | 27 | 4-5 | 4-5 | 10-0 | 2 | 3 | 2 | 3 | 0 | 2 | 12 |
| F.21 | at Wyoming* | | 17 | 1-4 | 0-3 | 2-2 | 1 | 1 | 0 | 1 | 1 | 0 | 4 |
| F.26 | New Mexico* | | 12 | 2-3 | 0-1 | 0-0 | 0 | 4 | 0 | 0 | 0 | 1 | 4 |
| F.28 | Air Force* | S | 17 | 1-3 | 0-1 | 0-0 | 3 | 0 | 1 | 2 | 0 | 1 | 2 |
| M.5 | at Utah* | | 16 | 1-6 | 0-4 | 2-2 | 2 | 2 | 0 | 0 | 0 | 1 | 4 |
| M.10-12 | at Mountain West Conference Championships | | | | | | | | | | | | |

► Manker Career Statistics

* - At Oregon St.

| Year | G-GS | Min.-Avg. | FG-FGA | Pct. | 3P-3PA | Pct. | FT-FTA | Pct. | OR | DR | Reb | Avg. | PF-D | AT | TO | BS | ST | Pts. | Avg. |
|---------------|---------------|-------------------|----------------|-------------|---------------|-------------|--------------|-------------|-----------|------------|------------|------------|--------------|-----------|------------|-----------|-----------|------------|------------|
| 00-01* | 21-3 | 252-12.0 | 12-42 | .286 | 6-30 | .200 | 3-5 | .600 | 13 | 28 | 41 | 2.0 | 29-1 | 10 | 15 | 5 | 4 | 33 | 1.6 |
| 02-03 | 25-1 | 199-8.0 | 27-68 | .397 | 16-45 | .356 | 3-9 | .333 | 11 | 19 | 30 | 1.2 | 24-0 | 4 | 16 | 5 | 3 | 73 | 3.0 |
| 03-04 | 29-1 | 293-10.1 | 37-98 | .378 | 20-56 | .357 | 6-14 | .429 | 24 | 44 | 68 | 2.3 | 26-0 | 10 | 16 | 4 | 5 | 100 | 3.4 |
| 04-05 | 27-7 | 500-18.5 | 69-156 | .442 | 22-74 | .297 | 26-33 | .788 | 27 | 45 | 72 | 2.7 | 49-1 | 28 | 30 | 10 | 22 | 186 | 6.9 |
| Totals | 102-12 | 1,244-12.2 | 145-364 | .398 | 64-205 | .312 | 38-61 | .623 | 75 | 136 | 211 | 2.1 | 128-2 | 52 | 777 | 24 | 34 | 392 | 3.8 |

Season/Career Highs

Points
 Season 28 vs. UCSB, 11-19-04
 Career 28 vs. UCSB, 11-19-04

Rebounds
 Season 15 at Air Force, 1-29-05
 Career 15 at Air Force, 1-29-05
 15 vs. CSU, 2-23-04

Assists
 Season 3 - four times
 Career 4 at Saint Mary's, 1-7-04

Field Goals
 Season 8 - five times
 Career 8 - six times

Field Goals Attempted
 Season 20 vs. California, 12-11-04
 Career 20 vs. California, 12-11-04

Three-Point Field Goals
 Season 3 at UCSB, 12-4-04
 Career 3 at UCSB, 12-4-04
 3 vs. LBSU, 11-21-03

Three-Point Field Goals Attempted
 Season 4 vs. California, 12-11-04
 4 at UCSB, 12-4-04
 Career 4 vs. California, 12-11-04
 4 at UCSB, 12-4-04

Free Throws
 Season 12 vs. UCSB, 11-19-04
 Career 12 vs. UCSB, 11-19-04

Free Throws Attempted
 Season 14 at LMU, 12-18-04
 14 vs. Saint Mary's, 12-14-04
 14 vs. Monmouth, 11-22-04
 14 vs. UCSB, 11-19-04
 Career 14 at LMU, 12-18-04
 14 vs. Saint Mary's, 12-14-04
 14 vs. Monmouth, 11-22-04
 14 vs. UCSB, 11-19-04

Steals
 Season 4 vs. UCSB, 11-19-04
 Career 5 at UNM, 2-28-04

Blocked Shots
 Season 3 vs. UCSD, 11-27-04
 Career 3 vs. UCSD, 11-27-04

Minutes Played
 Season 41 vs. UCSB, 11-19-04
 Career 41 vs. UCSB, 11-19-04

42 • Marcus Slaughter

Forward • 6-8 • 223 • Sophomore • Riverside, Calif. (J.W. North High)



National Rankings (as of 3/1): 30th in rebounding; 5th leading sophomore rebounder
MWC Rankings (as of 3/5): 2nd in rebounding, 2nd in offensive rebounding, 3rd in defensive rebounding, 4th in minutes played, 6th in scoring, 8th in blocked shots, 9th in steals.

Not only one of the top players in the Mountain West Conference, but the entire West Coast... Ranks among the Mountain West leaders in seven statistical categories, including 2nd in rebounding, 4th in minutes played, and 6th in scoring... Ranks 30th nationally in rebounding and 5th among sophomores in that category... The model of consistency, he has scored in double figures in all 25 games he has played this season (never scored in double figures in three straight games prior to this season)... Has a current streak of 42 consecutive starts in games in which he has played... Had a string of 13 consecutive games with 15 or more points broken at Air Force (1-29-05) but has scored 15 or more points in 17 of his last 21 games... Has four double-doubles in his last eight games, six in his last 11 games, 10 this season and 12 in his career... Was on his way to another double-double with 13 points and eight rebounds in only 23 minutes against New Mexico (2-26-05), but injured his toe and was unable to return... Pulled down 77 rebounds in his last eight games (9.6 rpg)... Had a streak of at least one three-point field goal in five straight games (broken against Saint Mary's (12-14-04))... Had seven or more rebounds in nine straight games (averaging 9.6 rpg during that stretch) broken against South Dakota State (1-3-05)... Led team in rebounding 19 times this season and 29 times in his career... Has 25 double-figure scoring games this season and 34 in his career... Has shot 14 free throws in a game four times this season... Already surpassed last season's free throw attempt total of 76... Eclipsed the 500 career-points mark with 17 points in the Jan. 15th win at UNLV... On the career SDSU charts in rebound average (7th), double-doubles (11th), blocked shots (14th), rebounding (15th)... Matched Michael Cage and Eddy Gordon for the most double-doubles by a sophomore in school history (10).

Trends: The Aztecs are 4-2 when he posts an efficiency rating of +20 or better this season... San Diego State is 3-3 this season when Slaughter shoots better than 50 percent from the field... The Aztecs are 3-1 this season when Slaughter has at least three assists.

2004-05 Game-By-Game Statistics

| Date | Opponent | S | MP | FG-FGA | 3FG-FGA | FT-FTA | REB | PF | A | TO | BK | S | TP |
|---------|---|---|----|--------|---------|---------------|-----|----|---|----|----|---|----|
| N.19 | UC Santa Barbara | S | 41 | 8-16 | 0-2 | 12-14 | 13 | 5 | 1 | 5 | 0 | 4 | 28 |
| N.22 | Monmouth | S | 35 | 4-6 | 0-0 | 10-14 | 7 | 2 | 0 | 4 | 2 | 2 | 18 |
| N.27 | UC San Diego | S | 30 | 7-11 | 1-3 | 5-7 | 4 | 0 | 3 | 0 | 3 | 2 | 20 |
| D.1 | San Diego | S | 35 | 4-9 | 1-3 | 3-5 | 12 | 4 | 3 | 4 | 2 | 0 | 12 |
| D.4 | at UC Santa Barbara | S | 33 | 8-13 | 3-4 | 5-5 | 7 | 4 | 1 | 3 | 0 | 0 | 24 |
| D.7 | at Washington | S | 36 | 8-13 | 1-2 | 4-9 | 7 | 3 | 1 | 4 | 2 | 2 | 21 |
| D.11 | California | S | 39 | 8-20 | 1-4 | 1-2 | 9 | 3 | 1 | 2 | 1 | 2 | 18 |
| D.14 | Saint Mary's | S | 35 | 3-6 | 0-1 | 9-14 | 8 | 3 | 0 | 3 | 0 | 3 | 15 |
| D.18 | at Loyola Marymount | S | 40 | 6-16 | 0-1 | 9-14 | 9 | 4 | 2 | 4 | 2 | 1 | 21 |
| D.21 | Cal State Fullerton | S | 39 | 6-15 | 0-2 | 3-9 | 13 | 4 | 0 | 7 | 2 | 0 | 15 |
| D.28 | at Iowa State | S | 32 | 6-12 | 1-2 | 2-5 | 12 | 3 | 1 | 4 | 2 | 2 | 15 |
| D.31 | Providence | S | 31 | 6-19 | 0-2 | 6-6 | 9 | 5 | 0 | 1 | 1 | 1 | 18 |
| J.3 | South Dakota State | S | 28 | 5-10 | 0-0 | 5-6 | 5 | 3 | 1 | 6 | 1 | 1 | 15 |
| J.8 | at Brigham Young* | S | 34 | 6-17 | 1-5 | 4-6 | 6 | 3 | 2 | 2 | 0 | 1 | 17 |
| J.15 | at UNLV* | S | 36 | 7-16 | 0-4 | 3-4 | 12 | 1 | 3 | 2 | 1 | 0 | 17 |
| J.22 | Wyoming* | S | 33 | 8-20 | 0-1 | 2-2 | 10 | 3 | 2 | 3 | 1 | 2 | 18 |
| J.24 | Colorado State* | S | 32 | 5-10 | 0-0 | 8-11 | 4 | 4 | 2 | 0 | 2 | 2 | 18 |
| J.29 | at Air Force* | S | 36 | 5-9 | 0-0 | 2-7 | 15 | 4 | 1 | 5 | 0 | 0 | 12 |
| J.31 | at New Mexico* | S | 31 | 2-7 | 0-0 | 7-8 | 10 | 4 | 3 | 3 | 1 | 1 | 11 |
| F.5 | Utah* | S | 40 | 5-12 | 0-0 | 8-12 | 8 | 2 | 0 | 1 | 1 | 2 | 18 |
| F.7 | Brigham Young* | S | 40 | 7-14 | 0-0 | 2-3 | 11 | 4 | 1 | 5 | 2 | 0 | 16 |
| F.12 | UNLV* | S | 36 | 8-17 | 0-1 | 9-10 | 10 | 5 | 1 | 4 | 1 | 1 | 25 |
| F.19 | at Colorado State* | S | 24 | 7-15 | 0-0 | 4-4 | 7 | 5 | 2 | 3 | 0 | 1 | 18 |
| F.21 | at Wyoming* | S | 36 | 5-13 | 0-1 | 0-2 | 8 | 1 | 2 | 1 | 1 | 1 | 10 |
| F.26 | New Mexico* | S | 23 | 5-9 | 0-0 | 3-3 | 8 | 1 | 0 | 1 | 0 | 1 | 13 |
| F.28 | Air Force* | | | | | DNP - Injured | | | | | | | |
| M.5 | at Utah* | | | | | DNP - Injured | | | | | | | |
| M.10-12 | at Mountain West Conference Championships | | | | | | | | | | | | |

► Slaughter Career Statistics

| Year | G-GS | Min.-Avg. | FG-FGA | Pct. | 3P-3PA | Pct. | FT-FTA | Pct. | OR | DR | Reb | Avg. | PF-D | AT | TO | BS | ST | Pts. Avg. |
|---------------|--------------|-------------------|----------------|-------------|--------------|-------------|----------------|-------------|------------|------------|------------|------------|--------------|-----------|------------|-----------|-----------|-----------------|
| 03-04 | 30-18 | 755-25.2 | 87-184 | .473 | 8-24 | .333 | 55-76 | .724 | 84 | 120 | 204 | 6.8 | 67-2 | 22 | 36 | 17 | 34 | 237 7.9 |
| 04-05 | 25-25 | 855-34.2 | 149-325 | .458 | 9-38 | .237 | 126-182 | .692 | 83 | 141 | 224 | 9.0 | 80-4 | 33 | 77 | 28 | 32 | 433 17.3 |
| Totals | 55-43 | 1,610-29.3 | 236-509 | .464 | 17-62 | .274 | 181-258 | .702 | 167 | 261 | 428 | 7.8 | 147-6 | 55 | 113 | 45 | 66 | 670 12.2 |

Season/Career Highs**Points**

Career 7 vs. Providence, 12-31-04
7 vs. Monmouth, 11-22-04

Rebounds

Career 13 vs. South Dakota State, 1-3-05

Assists

Career 3 vs. CSU, 1-24-05

Field Goals

Career 3 vs. Monmouth, 11-22-04

Field Goals Attempted

Career 6 vs. Monmouth, 11-22-04

Three-Point Field Goals

Career

Three-Point Field Goals Attempted

Career

Free Throws

Career 3 vs. South Dakota State, 1-3-05

Free Throws Attempted

Career 7 vs. South Dakota State, 1-3-05

Steals

Career 3 at Washington, 12-7-04

Blocked Shots

Career 3 vs. South Dakota State, 1-3-05

Minutes Played

Career 31 at Washington, 12-7-04

50 • Mohamed Camara

Center • 6-10 • 265 • Junior • Conakry, Guinea

(Moore (Ky.) High/Riverside (Calif.) College)



MWC Rankings (as of 3/5): 10th in offensive rebounds, 15th in blocked shots, 18th in rebounding.

A physical presence in the post and a rebounding threat... Played in all 27 games this season and has 21 starts to his credit... Has started 13 of the last 16 games... Had a career-high 13 rebounds in 28 minutes of action against Providence (12-31-04)... Also tied a career-high with seven points against the Friars... Ranks second on the team in rebounds (107) and blocks (17)... One of two players to have at least 17 steals and 17 blocks (Marcus Slaughter is the other)... One of six players to see action in all 27 games this season... Averages 8.9 rebounds per 40 minutes... Only two turnovers in last four games (53 minutes).

Trends: San Diego State is 5-4 this season when he shoots 50 percent or better from the floor.

2004-05 Game-By-Game Statistics

| Date | Opponent | S | MP | FG-FGA | 3FG-FGA | FT-FTA | REB | PF | A | TO | BK | S | TP |
|---------|---|---|----|--------|---------|--------|-----|----|---|----|----|---|----|
| N.19 | UC Santa Barbara | S | 14 | 0-0 | 0-0 | 0-0 | 5 | 2 | 0 | 0 | 1 | 0 | 0 |
| N.22 | Monmouth | S | 23 | 3-6 | 0-0 | 1-1 | 8 | 2 | 0 | 1 | 0 | 0 | 7 |
| N.27 | UC San Diego | S | 19 | 2-4 | 0-0 | 1-2 | 4 | 1 | 0 | 0 | 1 | 0 | 5 |
| D.1 | San Diego | S | 31 | 2-2 | 0-0 | 0-0 | 5 | 3 | 1 | 1 | 1 | 2 | 4 |
| D.4 | at UC Santa Barbara | S | 19 | 0-0 | 0-0 | 0-0 | 3 | 3 | 1 | 1 | 0 | 0 | 0 |
| D.7 | at Washington | S | 31 | 1-3 | 0-0 | 0-0 | 7 | 1 | 0 | 0 | 2 | 3 | 2 |
| D.11 | California | S | 26 | 3-9 | 0-0 | 0-0 | 7 | 1 | 0 | 2 | 0 | 1 | 6 |
| D.14 | Saint Mary's | S | 21 | 1-4 | 0-0 | 0-2 | 1 | 5 | 1 | 2 | 0 | 2 | 2 |
| D.18 | at Loyola Marymount | | 3 | 0-0 | 0-0 | 1-2 | 1 | 0 | 0 | 0 | 0 | 0 | 1 |
| D.21 | Cal State Fullerton | | 20 | 1-3 | 0-0 | 1-2 | 5 | 2 | 0 | 1 | 2 | 1 | 3 |
| D.28 | at Iowa State | | 15 | 0-1 | 0-0 | 0-0 | 1 | 3 | 2 | 1 | 0 | 0 | 0 |
| D.31 | Providence | S | 28 | 2-6 | 0-0 | 3-7 | 13 | 0 | 2 | 2 | 1 | 1 | 7 |
| J.3 | South Dakota State | S | 22 | 2-5 | 0-0 | 0-0 | 5 | 2 | 0 | 0 | 3 | 0 | 4 |
| J.8 | at Brigham Young* | S | 15 | 0-1 | 0-0 | 0-0 | 2 | 2 | 0 | 1 | 1 | 1 | 0 |
| J.15 | at UNLV* | S | 19 | 1-2 | 0-0 | 0-2 | 8 | 1 | 0 | 1 | 0 | 1 | 2 |
| J.22 | Wyoming* | S | 14 | 0-1 | 0-0 | 0-0 | 3 | 4 | 0 | 1 | 1 | 1 | 0 |
| J.24 | Colorado State* | S | 16 | 2-4 | 0-0 | 0-0 | 4 | 5 | 3 | 2 | 0 | 2 | 4 |
| J.29 | at Air Force* | | 0 | 0-0 | 0-0 | 0-0 | 0 | 0 | 0 | 0 | 0 | 0 | 0 |
| J.31 | at New Mexico* | S | 13 | 1-2 | 0-0 | 2-4 | 2 | 2 | 0 | 0 | 1 | 0 | 4 |
| F.5 | Utah* | S | 17 | 1-5 | 0-0 | 0-0 | 3 | 4 | 1 | 3 | 1 | 1 | 2 |
| F.7 | Brigham Young* | S | 21 | 0-0 | 0-0 | 0-1 | 3 | 1 | 1 | 2 | 0 | 0 | 0 |
| F.12 | UNLV* | S | 17 | 2-4 | 0-0 | 0-0 | 3 | 5 | 0 | 1 | 0 | 0 | 4 |
| F.19 | at Colorado State* | S | 26 | 2-2 | 0-0 | 1-2 | 7 | 4 | 1 | 1 | 2 | 2 | 5 |
| F.21 | at Wyoming* | S | 16 | 1-6 | 0-0 | 0-0 | 3 | 4 | 0 | 0 | 0 | 0 | 2 |
| F.26 | New Mexico* | | 6 | 0-0 | 0-0 | 0-0 | 0 | 0 | 0 | 0 | 0 | 0 | 0 |
| F.28 | Air Force* | | 7 | 1-1 | 0-0 | 0-0 | 1 | 3 | 0 | 2 | 0 | 0 | 2 |
| M.5 | at Utah* | S | 24 | 2-6 | 0-0 | 0-0 | 3 | 2 | 0 | 0 | 1 | 1 | 4 |
| M.10-12 | at Mountain West Conference Championships | | | | | | | | | | | | |

► Camara Career Statistics

| Year | G-GS | Min.-Avg. | FG-FGA | Pct. | 3P-3PA | Pct. | FT-FTA | Pct. | OR | DR | Reb | Avg. | PF-D | AT | TO | BS | ST | Pts. | Avg. |
|-------|-------|-----------|--------|------|--------|------|--------|------|----|----|-----|------|------|----|----|----|----|------|------|
| 04-05 | 27-21 | 483-17.9 | 30-77 | .390 | 0-0 | .000 | 10-25 | .400 | 51 | 56 | 107 | 4.0 | 62-3 | 13 | 25 | 18 | 19 | 70 | 2.6 |

SDSU Conference Tournament History

Individual MWC Tournament Career Records

Points
73 by Randy Holcomb, 2001-02 (4 games)

Scoring Average
18.3 by Randy Holcomb, 2001-02 (4 games)

Rebounds
30 by Randy Holcomb, 2001-02 (4 games)

Rebound Average
8.5 by Marcelo Correa, 2000-01 (2 games)

Assists
13 by Deandre Moore, 2001-03 (5 games)

Assist Average
4.0 by David Abramowitz, 2000-01 (2 games)

Minutes Played
141 by Al Faux, 2001-02 (4 games) and Randy Holcomb, 2001-02 (4 games)

Average Minutes Played
35.3 by Al Faux, 2001-02 (4 games) and Randy Holcomb, 2001-02 (4 games)

Field Goals
27 by Randy Holcomb, 2001-02 (4 games)

Free Throws
17 by Randy Holcomb, 2001-02 (4 games)

Three-Point Field Goals
6 by Al Faux, 2001-02 (4 games)

Blocked Shots
8 by Aerick Sanders, 2002-03 (4 games)

Steals
7 by Deandre Moore, 2001-03 (5 games)

PCAA Tournament

| Round | Date | Site | Opponent | Result |
|---|------|------------------|---------------------|---------|
| 1976 ● Seed: #3 ● PCAA Champions | | | | |
| Semis | M.6 | Stockton, Calif. | (#2) San Jose State | W 67-64 |
| Champ | M.7 | Stockton, Calif. | (#1) Pacific | W 76-64 |

| | | | | |
|------------------------|-----|-----------------|---------------------|---------|
| 1977 ● Seed: #2 | | | | |
| Quarters | M.2 | San Diego (PG) | (#7) Fresno State | W 51-41 |
| Semis | M.5 | Anaheim, Calif. | (#3) San Jose State | L 74-75 |

| | | | | |
|------------------------|-----|-----------------|-----------------------|---------|
| 1978 ● Seed: #2 | | | | |
| Quarters | M.2 | Anaheim, Calif. | (#7) UC Santa Barbara | W 96-70 |
| Semis | M.3 | Anaheim, Calif. | (#3) CS Fullerton | L 50-64 |

Western Athletic Tournament

| Round | Date | Site | Opponent | Result |
|--|------|---------------------|-----------------|---------|
| 1985 ● Seed: #2 ● WAC Champions | | | | |
| Semis | M.8 | El Paso, Texas (HA) | (#3) New Mexico | W 98-84 |
| Champ | M.9 | El Paso, Texas (HA) | (#1) UTEP | W 87-81 |

| | | | | |
|------------------------|-----|--------------------|-----------|---------|
| 1986 ● Seed: #6 | | | | |
| Quarters | M.6 | Laramie, Wyo. (AA) | (#3) Utah | W 73-71 |
| Semis | M.7 | Laramie, Wyo. (AA) | (#2) UTEP | L 76-78 |

| | | | | |
|------------------------|-----|------------------|--------------|---------|
| 1987 ● Seed: #9 | | | | |
| Prelim | M.3 | San Diego (SA) | (#8) Hawai'i | W 93-90 |
| Semis | M.5 | Albuquerque (PI) | (#1) UTEP | L 65-85 |

| | | | | |
|------------------------|-----|------------------|------------------|---------|
| 1988 ● Seed: #7 | | | | |
| Quarters | M.9 | Provo, Utah (MC) | (#2)(14) Wyoming | L 76-83 |

| | | | | |
|------------------------|-----|---------------------|-----------|---------|
| 1989 ● Seed: #9 | | | | |
| Prelim | M.9 | Salt Lake City (HC) | (#8) Utah | L 57-70 |

| | | | | |
|------------------------|-----|---------------------|----------------|------------|
| 1990 ● Seed: #8 | | | | |
| Prelim | M.7 | El Paso, Texas (HA) | (#9) Air Force | ot-L 64-70 |

| | | | | |
|------------------------|-----|--------------------|----------------|---------|
| 1991 ● Seed: #8 | | | | |
| Prelim | M.6 | Laramie, Wyo. (AA) | (#9) Air Force | W 58-51 |
| Quarters | M.7 | Laramie, Wyo. (AA) | (#1)(8) Utah | L 56-57 |

| | | | | |
|------------------------|------|---------------------|---------------|---------|
| 1993 ● Seed: #9 | | | | |
| Prelim | M.10 | Salt Lake City (DC) | (#8) Wyoming | W 59-57 |
| Quarters | M.11 | Salt Lake City (DC) | (#1)(15) Utah | L 64-85 |

| | | | | |
|------------------------|------|---------------------|-----------------|---------|
| 1994 ● Seed: #9 | | | | |
| Prelim | M.9 | Salt Lake City (DC) | (#8) Wyoming | W 54-51 |
| Quarter | M.10 | Salt Lake City (DC) | (#1) New Mexico | L 56-61 |

| | | | | |
|------------------------|-----|------------------|-------------------|---------|
| 1995 ● Seed: #9 | | | | |
| Prelim | M.8 | Albuquerque (PI) | (#8) Fresno State | W 71-57 |
| Quarters | M.9 | Albuquerque (PI) | (#1)(22) Utah | L 63-72 |

| | | | | |
|------------------------|-----|------------------|-----------------|---------|
| 1996 ● Seed: #7 | | | | |
| Prelim | M.6 | Albuquerque (PI) | (#10) Air Force | W 80-69 |
| Quarters | M.7 | Albuquerque (PI) | (#2) New Mexico | L 75-94 |

| | | | | |
|----------------------------------|-----|----------------------|--------------------|------------|
| 1998 ● Seed: #6 (Pacific) | | | | |
| Prelim | M.3 | Las Vegas, Nev. (TM) | (#M3) Wyoming | ot-W 60-57 |
| Quarters | M.5 | Las Vegas, Nev. (TM) | (#P2) Fresno State | L 57-92 |

Mountain West Tournament

| Round | Date | Site | Opponent | Result |
|------------------------|------|----------------------|-----------|---------|
| 2000 ● Seed: #8 | | | | |
| Quarters | M.9 | Las Vegas, Nev. (TM) | (#1) UNLV | L 72-77 |

| | | | | |
|------------------------|-----|----------------------|--------------|---------|
| 2001 ● Seed: #7 | | | | |
| Quarters | M.8 | Las Vegas, Nev. (TM) | (#3) Wyoming | L 58-73 |

| | | | | |
|--|-----|----------------------|--------------------|---------|
| 2002 ● Seed: #5 ● MWC Champions | | | | |
| Quarters | M.7 | Las Vegas, Nev. (TM) | (#4) Brigham Young | W 62-51 |
| Semis | M.8 | Las Vegas, Nev. (TM) | (#1) Wyoming | W 70-69 |
| Champ | M.9 | Las Vegas, Nev. (TM) | (#3) UNLV | W 78-75 |

| | | | | |
|------------------------|------|----------------------|-----------|---------|
| 2003 ● Seed: #5 | | | | |
| Quarters | M.13 | Las Vegas, Nev. (TM) | (#4) UNLV | L 67-83 |

| | | | | |
|------------------------|------|--------------------|-----------|---------|
| 2004 ● Seed: #6 | | | | |
| Quarters | M.11 | Denver, Colo. (PC) | (#3) Utah | L 69-75 |

#x - Indicates opponent seed in tournament.
Number in parenthesis indicates opponent national ranking at game time.
AA - Arena-Auditorium (Laramie, Wyo.); DC - Delta Center (Salt Lake City, Utah); HA - Don Haskins Center (El Paso, Texas); HC - Huntsman Center (Salt Lake City, Utah); MC - Marriott Center (Provo, Utah); PC - Pepsi Center (Denver, Colo.); PI - The Pit (Albuquerque, N.M.); TM - Thomas & Mack Center (Las Vegas, Nev.)

All-League Tournament Performers

| Year | Player |
|--------------------------------------|------------------------------------|
| ► Western Athletic Conference | |
| 1985 | Leonard Allen Anthony Watson |
| 1986 | Anthony Watson |
| ► Mountain West Conference | |
| 2002 | Randy Holcomb MVP Al Faux |

MWC Tournament Composite

| School | W | L | Pct. | Quarter | Semi | Final | SD vs. |
|-------------------|---|---|------|---------|------|-------|--------|
| UNLV | 9 | 3 | .750 | 4-0 | 4-0 | 1-3 | 1-2 |
| Brigham Young | 7 | 4 | .636 | 4-1 | 2-2 | 1-1 | 1-0 |
| Utah | 6 | 4 | .600 | 4-0 | 1-4 | 1-0 | 0-1 |
| Colorado State | 4 | 4 | .500 | 2-3 | 1-1 | 1-0 | 0-0 |
| ► San Diego State | 3 | 4 | .429 | 1-4 | 1-0 | 1-0 | - |
| Wyoming | 3 | 5 | .375 | 3-2 | 0-3 | 0-0 | 1-1 |
| New Mexico | 2 | 5 | .286 | 1-4 | 1-0 | 0-1 | 0-0 |
| Air Force | 0 | 5 | .000 | 0-5 | 0-0 | 0-0 | 0-0 |

SDSU Record By MWC Seed

| SDSU Seed | Yrs. | W | L | Titles | 1 | 2 | 3 | 4 | 5 | 6 | 7 | 8 |
|---------------|----------|----------|----------|----------|------------|------------|------------|------------|------------|------------|------------|------------|
| No. 1 | 0 | | | | | | | | | | | |
| No. 2 | 0 | | | | | | | | | | | |
| No. 3 | 0 | | | | | | | | | | | |
| No. 4 | 0 | | | | | | | | | | | |
| No. 5 | 2 | 3 | 1 | 1 | 1-0 | 1-0 | 1-1 | | | | | |
| No. 6 | 1 | 0 | 1 | | | 0-1 | | | | | | |
| No. 7 | 1 | 0 | 1 | | | 0-1 | | | | | | |
| No. 8 | 1 | 0 | 1 | | 0-1 | | | | | | | |
| Totals | 5 | 3 | 4 | 1 | 1-1 | 0-0 | 1-2 | 1-1 | 0-0 | 0-0 | 0-0 | 0-0 |

Mountain West Conference Tournament Game Records/Superlatives

Individual

Points Scored
24, Randy Holcomb vs. Wyoming, 3-08-01
Field Goals
9, Aerick Sanders vs. Utah, 3-11-04 and Randy Holcomb vs. UNLV, 3-09-02
Field Goals Attempted
19, Randy Holcomb vs. Wyoming, 3-08-01
Highest FG Percentage (min. 5 made)
.750 (9-12), Randy Holcomb vs. UNLV, 3-09-02
3-Point Field Goals
3, many times, last by Tommy Johnson vs. UNLV 3-13-03
3-Point Field Goals Attempted
8, Al Faux vs. BYU, 3-07-02
3-Point Field Goal Pct. (min. 4 made)
.750 (3-4), Donte Wilson vs. UNLV 3-09-00
Free Throws
8, Randy Holcomb vs. Wyoming 3-08-01
Free Throws Attempted
11, Randy Holcomb vs. Wyoming 3-08-01
Free Throw Percentage (min. 5 made)
1.000 (6-6), Mike Mackell vs. UNLV 3-07-02
Offensive Rebounds
5, many times, last by Randy Holcomb vs. UNLV, 3-09-02
Defensive Rebounds
9, Marcelo Correa vs. UNLV 3-09-00
Total Rebounds
12, Randy Holcomb vs. UNLV 3-09-00

Assists
7, Wesley Stokes vs. Utah, 3-11-04
Blocked Shots
3, Randy Holcomb vs. Wyoming, 3-08-01 and Marcelo Correa vs. Wyoming, 3-08-01
Steals
3, Aerick Sanders vs. UNLV, 3-13-03 and Deandre Moore vs. BYU, 3-07-02
Minutes Played
40, Randy Holcomb vs. Wyoming, 3-08-02

Team

Points Scored
78, vs. UNLV, 3-09-02
Fewest Points
58, vs. Wyoming 3-08-01
Fewest Points in Win
62, vs. Brigham Young, 3-07-02
Winning Margin
11, vs. Brigham Young, 3-07-02
Losing Margin
16, vs. UNLV, 3-13-03
Field Goals
33, vs. UNLV, 3-09-02
Field Goals Attempted
65, vs. UNLV, 3-13-03
Highest FG Percentage
.532, vs. UNLV, 3-09-02
3-Point Field Goals
6, many times, last vs. UNLV, 3-13-03

3-Point Field Goals Attempted
22, vs. UNLV, 3-13-03
3-Point Field Goal Pct.
.455, vs. Wyoming, 3-08-02
Free Throws
17, vs. Brigham Young, 3-07-02
Free Throws Attempted
22, vs. UNLV, 3-09-00
Free Throw Percentage (min. 5 made)
.810 (17-21), vs. Brigham Young, 3-07-02
Offensive Rebounds
18, vs. Wyoming, 3-08-01
Defensive Rebounds
29, vs. UNLV, 3-09-02
Total Rebounds
43, vs. UNLV, 3-09-02
Assists
18, vs. UNLV, 3-13-03
Blocked Shots
7, vs. Wyoming, 3-08-01
Steals
7, three times
Turnovers
19, vs. UNLV, 3-09-02
Fewest Turnovers
7, vs. Utah, 3-11-04 and vs. Wyoming, 3-08-02

Opponent Individual

Points Scored
31, Marcus Bailey, Wyoming, 3-08-02
Highest FG Percentage (min. 5 made)
.667 (6-9), Jermaine Lewis, UNLV, 3-13-03

3-Point Field Goals
7, Nick Jacobson, Utah, 3-11-04
3-Point Field Goal Pct. (min. 4 made)
1.000 (4-4), Marcus Bailey, Wyoming, 3-08-02
Rebounds
17, Kaspars Kambala, UNLV, 3-09-00
Assists
9, Mark Dickel, UNLV, 3-09-00
Blocked Shots
5, Josh Davis, Wyoming, 3-08-01
Steals
6, Marcus Banks, UNLV, 3-13-03

Opponent Team

Points Scored
83, UNLV, 3-13-03
Highest FG Percentage
.558, UNLV, 3-13-03
3-Point Field Goals
8, Utah, 3-11-04
3-Point Field Goal Pct.
.444 (8-18), Utah, 3-11-04
Rebounds
45, Brigham Young, 3-07-02
Assists
20, UNLV, 3-09-00
Blocked Shots
10, Wyoming, 3-08-01
Steals
10, UNLV, 3-13-03

SDSU Composite Mountain West Conference Tournament Statistics

Table with 21 columns: Player, GP, GS, Min, Avg, FG-FGA, Pct, 3FG-FGA, Pct, FT-FTA, Pct, Off, Def, Tot, Avg, PF-FO, A, TO, Blk, Stl, Pts, Avg. Rows include individual players and SDSU Totals/Opponents.

Last Time It Happened

TEAM MISCELANEOUS

San Diego State played an overtime gameFeb. 19, 2005, at Colorado State - ot-L, 88-93
 San Diego State won an overtime gameMar. 19, 2003, vs. UC Santa Barbara - ot-W, 67-62
 San Diego State played a double overtime gameJan. 24, 2004, at Colorado State - 2ot-L, 82-92
 San Diego State played a triple overtime gameJan. 2, 2000, vs. Air Force - 3ot-L, 77-81
 San Diego State played consecutive overtime gamesFeb. 12 and 19, 2005, vs. UNLV - ot-L, 91-93 and at Colorado State - ot-L, 88-93
 San Diego State won a game in the final secondsJan. 8, 2005, at Brigham Young, Chris Walton fadeaway 7-footer (:00.0) - W, 59-57
 San Diego State lost a game in the final secondsJan. 26, 2002, vs. UNLV, Louis Amundson made front end of two-shot foul (:02.4) - ot-L, 79-80

TEAM SCORING

San Diego State scored 100 or more pointsDec. 2, 1998, vs. Southern Cal College - W, 103-49
 San Diego State scored 90 or more pointsFeb. 12, 2005, vs. UNLV - ot-L, 91-93
 San Diego State scored 80 or more pointsFeb. 19, 2005, at Colorado State - ot-L, 88-93
 San Diego State scored less than 50 pointsFeb. 5, 2005, vs. Utah - L, 41-61
 An opponent scored 100 or more pointsMar. 3, 2003, at Colorado State - L, 89-102
 An opponent scored less than 50 pointsNov. 21, 2003, vs. Long Beach State - W, 74-44
 San Diego State scored 50 or more points in a halfNov. 27, 2004, vs. UC San Diego (51 in 2nd half) - W, 86-51
 San Diego State scored 40 or more points in a halfFeb. 12, 2005, vs. UNLV (46 in 2nd half) - ot-L, 91-93
 San Diego State won by 40 or more pointsNov. 27, 2000, vs. UC San Diego - W, 98-53
 San Diego State won by 30 or more pointsNov. 27, 2004, vs. UC San Diego - W, 86-51
 San Diego State won by 20 or more pointsDec. 1, 2004, vs. San Diego - W, 83-63

INDIVIDUAL SCORING

SDSU player had 50 or more pointsFeb. 20, 1986, Anthony Watson (54) vs. U.S. International - W, 138-93
 SDSU player had 40 or more pointsFeb. 20, 1986, Anthony Watson (54) vs. U.S. International - W, 138-93
 SDSU player had 35 or more pointsJan. 15, 2005, Brandon Heath (37) at UNLV - W, 81-73
 SDSU player had 30 or more pointsJan. 15, 2005, Brandon Heath (37) at UNLV - W, 81-73
 SDSU player made 10 or more field goals in a gameJan. 24, 2005, Chris Walton (10) vs. Colorado State - W, 84-77
 SDSU player scored 20 or more points in a halfJan. 15, 2005, Brandon Heath (23 in 2nd half) at UNLV - W, 81-73

MULTIPLE INDIVIDUAL SCORING

Three SDSU players had 20 points in same gameDec. 1, 2001, Tony Bland (22), Al Faux (21), Randy Holcomb (20) vs. CSU Northridge - W, 80-70
 Two SDSU players had 20 points in same gameFeb. 12, 2005, Brandon Heath (29) and Marcus Slaughter (25) vs. UNLV - ot-L, 91-93
 Five SDSU players scored in double figures in same game
Feb. 21, 2005, Brandon Heath (14), Trimaime Davis (11), John Sharper (11), Matt Thomas (11), Marcus Slaughter (10) at Wyoming - L, 65-69
 Four SDSU players scored in double figures in same game
Feb. 7, 2005, Marcus Slaughter (16), Brandon Heath (13), Trimaime Davis (12), Tyler Smith (12) vs. Brigham Young - W, 66-58

CONSECUTIVE INDIVIDUAL SCORING

SDSU player had consecutive 30-point gamesJan. 27 and 30, 1986, Anthony Watson vs. Wyoming (30) and vs. Colorado State (31)
 SDSU player had consecutive 20-point gamesFeb. 12 and 19, 2005, Brandon Heath vs. UNLV (29) and at Colorado State (28)
 SDSU player had consecutive 10-plus made free-throw gamesFeb. 12 and 19, 2005, Brandon Heath vs. UNLV (17) and at Colorado State (10)

TEAM REBOUNDING

San Diego State had 45 or more reboundsDec. 21, 2004, vs. Cal State Fullerton (45) - W, 63-60
 San Diego State had 40 or more reboundsFeb. 12, 2005, vs. UNLV (43) - ot-L, 91-93
 +20-Rebound MarginNov. 22, 2004, vs. Monmouth (+21) - W 69-65
 +15-Rebound MarginJan. 29, 2005, at Air Force (+16) - L, 50-62
 +10-Rebound MarginJan. 29, 2005, at Air Force (+16) - L, 50-62

INDIVIDUAL REBOUNDING

SDSU player had 20 or more reboundsFeb. 6, 1984, Michael Cage (21) vs. Wyoming - ot-L, 73-83
 SDSU player had 15 or more reboundsJan. 29, 2005, Marcus Slaughter (15) at Air Force - L, 50-62
 SDSU player had 10 or more reboundsFeb. 12, 2005, Marcus Slaughter (10) and Matt Thomas (10) vs. UNLV - ot-L, 91-93

DOUBLE-DOUBLES

SDSU player had a triple-doublenever
 SDSU player had a double-doubleFeb. 12, 2005, Marcus Sluaghter (25 pts., 10 rebs.) and Matt Thomas (14 pts., 10 rebs.) vs. UNLV - ot-L, 91-93
 SDSU player had a point-assist double-doubleJan. 2, 2000, Bradley Jackson (17 points, 11 assists) vs. High Point - W, 74-63
 Two SDSU players had double-double in same game
Feb. 12, 2005, Marcus Sluaghter (25 pts., 10 rebs.) and Matt Thomas (14 pts., 10 rebs.) vs. UNLV - ot-L, 91-93

Last Time It Happened (cont.)

Three SDSU players had double-double in same game

.....Dec. 7, 1982, Eddy Gordon (15 points, 11 rebounds), Keith Smith (14 points, 14 rebounds), Michael Cage (12 points, 11 rebounds) vs. Doane College - W, 100-88
 SDSU player had three consecutive double-doubles
Jan. 17, 24 and 26, 2004, Aerick Sandes (23 points, 10 rebs.) vs. UNLV, (15 points, 16 rebs.) at Colorado State, (12 points, 11 rebs.) at Wyoming

TEAM ASSISTS

San Diego State had 25 or more assistsDec. 1, 2001, vs. Cal State Northridge (26) - W, 80-70
 San Diego State had 20 or more assistsNov. 27, 2004, vs. UC San Diego (23) - W, 86-51
 San Diego State had 15 or more assistsJan. 24, 2005, vs. Colorado State (18) - W, 84-77

INDIVIDUAL ASSISTS

SDSU player had 15 or more assistsMar. 7, 1981, Tony Gwynn (16) vs. New Mexico - W, 92-84
 SDSU player had 10 or more assistsMar. 1, 2001, Deandre Moore (11) vs. Wyoming - L, 62-69

TEAM STEALS

San Diego State had 15 or more stealsJan. 22, 2005, vs. Wyoming (15) - ot-L, 81-88
 San Diego State had 10 or more stealsFeb. 21, 2005, at Wyoming (10) - W, 69-65

INDIVIDUAL STEALS

SDSU player had 9 or more stealsFeb. 20, 1986, Tracy Dildy (9) vs. USIU - W, 138-93
 SDSU player had 5 or more stealsFeb. 28, 2004, Marcus Slaughter (5) vs. New Mexico - L, 60-72

TEAM BLOCKS

San Diego State had 10 or more blocksJan. 21, 2002, vs. Wyoming (11) - ot-L, 85-88
 San Diego State had 5 or more blocksJan. 24, 2005, vs. Colorado State (5) - W, 84-77

INDIVIDUAL BLOCKS

SDSU player had 5 or more blocksJan. 6, 2004, Aerick Sanders (5) vs. Saint Mary's - L, 66-80
 SDSU player had 3 or more blocksJan. 3, 2005, Mohamed Camara (3) vs. South Dakota State - W, 64-49

TEAM TURNOVERS

San Diego State had 10 or fewer turnoversFeb. 21, 2005, at Wyoming (7) - L, 65-69
 San Diego State forced 25 or more turnoversNov. 27, 2004, vs. UC San Diego (27) - W, 86-51
 San Diego State forced 20 or more turnoversJan. 22, 2005, vs. Wyoming (23) - ot-L, 81-88

INDIVIDUAL MINUTES

SDSU player played 50 or more minutesJan. 20, 2000, Myron Epps (50) vs. Air Force - 3ot-L, 77-81
 SDSU player played 45 or more minutesFeb. 9, 2004, Aerick Sanders (45) at Brigham Young - ot-L, 69-83
 SDSU player played 40 or more minutesFeb. 12, 2005, Matt Thomas (40) vs. UNLV - ot-L, 91-93

TEAM THREE-POINTERS

San Diego State made 15 or more three-point shotsDec. 2, 2002, vs. UC San Diego (16) - W, 87-57
 San Diego State made 10 or more three-point shotsFeb. 19, 2005, at Colorado State (11) - ot-L, 88-93

INDIVIDUAL THREE-POINTERS

SDSU player made 9 or more three-point shotsDec. 27, 1986, Tony Ross (9) vs. Manhattan - W, 77-69
 SDSU player made 5 or more three-point shotsNov. 24, 2004, Brandon Heath (5) vs. Ohio State - W, 83-61

TEAM FREE THROWS

San Diego State had a 85 percent or higher free-throw percentage (min. 15 att.)Dec. 3, 2003, vs. San Diego (87.5 percent - 14-16) - W, 66-63
 San Diego State had a 80 percent or higher free-throw percentage (min. 15 att.)Feb. 28, 2005, vs. Air Force (82.6 percent - 19-23) - L, 57-77
 San Diego State attempted 40 or more free-throwsFeb. 12, 2005, vs. UNLV (40) - ot-L, 91-93
 San Diego State attempted 30 or more free-throwsFeb. 12, 2005, vs. UNLV (40) - ot-L, 91-93

INDIVIDUAL FREE THROWS

SDSU player made 10 or more free-throws in a gameFeb. 19, 2005, Brandon Heath (10-14) at Colorado State - ot-L, 88-93
 SDSU player made 100 percent free-throw percentage (min. 10 att.)Feb. 12, 2005, Brandon Heath (17-17) vs. UNLV - ot-L, 91-93

TEAM SHOOTING PERCENTAGE

SDSU made 60 percent or better from the fieldDec. 4, 2004, at UC Santa Barbara (60.0 percent - 27-45) - W, 73-55
 SDSU made 55 percent or better from the fieldDec. 4, 2004, at UC Santa Barbara (60.0 percent - 27-45) - W, 73-55
 SDSU had consecutive 50% or better games ...Dec.1 and Dec. 4, 2004, vs. San Diego (53.6 percent - 30-56) and at UC Santa Barbara (60 percent - 27-45)

