

GAME  
22

## San Diego State (12-9/3-5) at BYU (17-6/6-2)

**Monday, February 17, 2003****9:00 p.m. MST (announced)****Marriott Center (22,700)****Provo, Utah****Tip Time:** Tip time is set for 9:00 p.m. MST.

**Television:** The game will be produced by SportsWest and televised locally by Channel 4 San Diego. Dave McCann (play-by-play), Craig Hislop (analysis), Mikel Minor (producer).

**Radio:** XTRA 690-AM. Jim Stone (play-by-play), Mike McGregor (producer).

**SDSU Coach Steve Fisher:** Fisher (Illinois State '67) is in his fourth season at San Diego State with a record of 52-58. Now in his 12th full season as a head coach, he has amassed a 236-140 mark. Fisher led Michigan to the 1989 national championship and made three trips to the national championship game in his eight full seasons in Ann Arbor. The 1991-92 national coach of the year, he led the Aztecs to a 21-12 mark last year en route to the NCAA Tournament. Fisher has helped the Aztecs increase their win total in each of his first three seasons (from 4-to-5 to 14-to-21).

**BYU Coach Steve Cleveland:** In his 13th season overall and sixth year heading the Cougars program, Cleveland (UC Irvine '76) holds a career head-coaching record of 259-152, including a 102-75 mark at BYU. Cleveland and the Cougars are looking for their fourth straight postseason selection and second NCAA Tournament in three years.

**The Series:** San Diego State and Brigham Young will meet for the 52nd time, with the Cougars owning a 36-15 advantage and a 21-2 record in Provo. The Cougars won this season's earlier meeting, 80-69 in San Diego, to stop two straight Aztec wins in the series. BYU has won nine of the last 11 games with SDSU.

**The Tickets:** Tickets are available for the game through the BYU ticket office (800-322-BYU1) and online at ([www.byutickets.com](http://www.byutickets.com)).

# Aztec Basketball

2002 NCAA Tournament ♦ 2002 Mountain West Conference Tournament Champions

## Aztecs Conclude Beehive State Trip with Monday Game at Brigham Young

San Diego State (12-9 overall/3-5 Mountain West Conference) concludes a two-game road tip with a contest at Brigham Young (12-9/3-5) on Monday night in Provo, Utah.

Game time is set for 9 p.m. MST (8 p.m. PST) and SportsWest, including Channel 4 San Diego, will televise the game. The contest can be heard along the West Coast on XTRA-AM 690 (San Diego). Please note the time has recently changed and is listed incorrectly as 8:30 p.m. MST on many schedules.

The Aztecs, who have posted an impressive 4-3 road record this season and have won seven of their last 11 road games, will have their work cut out for them on this trip. Utah (last Saturday's opponent) and Brigham Young are a combined 36-10 this season, including 13-3 in the MWC and 22-1 at home (the one home loss was Utah winning at Brigham Young).

On Saturday night in Salt Lake City, the Aztecs dropped the first game of the road swing, with a 76-62 loss at Utah. San Diego State built a five-point first half lead and trailed 31-28 at intermission. The Utes opened the second half with a 15-4 run, eventually increasing the lead to 19 points before settling for the 14-point win.

Tony Bland scored a team-high 16 points while Mike Mackell added 13 points and a team-best six rebounds. San Diego State outrebounded its eighth opponent in the last nine games, with a 39-33 edge on the boards. But the Aztecs shot just 38.1 percent while Utah connected on 50.0 percent of its field goal attempts.

Brigham Young had a four-game winning streak snapped on Friday night in a 61-54 loss at UNLV. The Cougars, who are 10-1 at home this season, have won 46 of their last 47 games at the Marriott Center.

Monday marks the 52nd time meeting between

the teams with Brigham Young owning a 36-15 series lead. The Cougars snapped San Diego State's two-game series winning streak earlier this season with an 80-69 victory at Cox Arena on Jan. 20. Brigham Young has won 21 of the 23 meetings in Provo, with Aztec victories coming on Jan. 31, 1985 and Dec. 31, 1996. The Cougars have won the last four games in Provo by margins of 17, 17, 29 and 11 points.

Following the game the Aztecs return home for their final two regular season home games of the campaign. The Aztecs play host to Air Force on Saturday before entertaining New Mexico next Monday night in Senior Night at Cox Arena. San Diego State concludes the season with three consecutive road games.

## Streaks, Storylines and Sidebars

► The Aztecs Mountain West record of 3-5 represents the best MWC mark through eight games in school history. Previous MWC starts: 1999-00 - 0-8; 2000-01 - 1-6; and 2001-02 - 3-5.

► The Aztecs completed the first half of Mountain West Conference play with a 3-4 record. Although below .500, it does represent the best start for San Diego State in the four-year history of the league. Previous first rotation records: 1999-00 - 0-7; 2000-01 - 1-6; and 2001-02 - 3-4. In each of the previous two seasons, the Aztecs posted a better record the next time around.

► Since Steve Fisher and company snapped a 30-game road losing streak on Jan. 6, 2001, the Aztecs have made a habit of winning on the road. San Diego State is 4-3 on the road this season and has won seven of its last 11 road games dating back to last season. Throw in neutral site games and SDSU has won nine of the last 14 away from Cox Arena.

► Since the beginning of the 2001-02 season, San Diego State has defeated five of the seven Mountain West Conference opponents on their home court. The

## Aztecs At-A-Glance

No.	Name (Career G/GS)	Pos.	Ht.	Wt.	Cl.	PPG	RPG	Misc.	Note	^ - Indicates walk-on; ► Probable Starters
0	Tommy Johnson (39/6)	G	6-4	185	So.	5.2	2.7	1.9 apg	Avg. 16.5 min. per game; Made 13-of-17 free throws; Started six games TY	
1	► Deandre Moore (108/73)	G	5-10	191	Sr.	8.0	3.3	4.3 apg	Made 14 of last 31 (45.2%) three-point attempts; SDSU MWC-record 7 steals vs. CSU	
3	Chris Walton (61/3)	F	6-9	227	Jr.	--	--	--	REDSHIRT CANDIDATE. Talented junior who will redshirt this season	
4	► Tony Bland (118/86)	G	6-5	201	Sr.	16.0	3.6	3.4 apg	2nd in MWC assist-to-turnover ratio & 5th in scoring; Shooting 50.9% in MWC gms	
5	Travis Hanour (34/6)	G	6-7	198	So.	3.6	3.3	64.3 FT%	Started six gms TY; Avg. 17.3 min. per game; 3+ rebs 9 of 14 games	
11	Steve Sir (21/7)	G	6-6	201	Fr.	5.4	1.2	35.6 3FG%	90 of 99 FGA from 3-pt. range; Made a three in 14 of 21 games; 90.0 FT%	
12	Andre Torres ^ (13/0)	G	5-9	170	Jr.	0.0	0.0	1 steal	Walk-on who redshirted last season; Made season debut vs. FAU	
15	John Sharper ^ (19/0)	G	6-0	190	Fr.	2.3	1.1	9 TO	5 TO in last 135 mins. and only 9 TO in 189 mins. for the season; 11-of-24 3FGs	
20	Trimaïne Davis (18/0)	F	6-7	219	Fr.	1.7	1.1	60.9 FG%	24 points in his last 103 minutes of action; Made 11 of last 16 FGs	
21	► Evan Burns (17/2)	F	6-8	220	Fr.	7.6	4.5	84.8 FT%	17 pts, 8 rebs, CH 5 asts in first career start vs. Wyoming; 4th on team in scoring	
22	Chris Manker (38/4)	C	7-0	209	So.	2.9	1.6	35.5 3FG%	Made first SDSU start vs. USD; 6 pts in 7 mins. in 2nd MWC game vs. Utah	
30	► Mike Mackell (54/49)	C	6-9	250	Sr.	15.7	4.8	54.8 FG%	10+ points in 23 straight games; MWC rankings: 6th in scoring, 5th in FG%	
32	Ben Wardrop ^ (18/0)	G	6-2	189	Jr.	1.0	0.0	4 assists	Walk-on with tremendous work ethic; Played against brother vs. LMU, made layup	
34	► Aerick Sanders (70/21)	F	6-8	204	Jr.	6.6	8.6	23 blocks	MWC rankings: 3rd in rebounding, 7th in blocks; CH 14 pts & 14 rebs vs. WYO	
40	Markee White ^ (6/0)	F	6-7	190	Fr.	0.3	0.5	3 assists	Walk-on who gained valuable experience as a redshirt last season	

**Head Coach:** Steve Fisher (Illinois State, 1967) • 236-140 (12th full season overall) • 52-58 (fourth season at SDSU)

**Assistant Head Coach:** Brian Dutcher (Minnesota, 1982) **Assistant Coaches:** Marvin Menzies (UCLA, 1986), Gregg Gottlieb (UCLA, 1995)

**Director of Operations:** Mark Fisher (Michigan, 2001) **Athletic Trainer:** Mark Haines (Metropolitan State College, 1987)

## SDSU 2002-03 Schedule/Results

Date	Opponent (Television)	Time/Result	Note
N.23	Eastern Washington (Ch. 4 SD)	.L, 70-75	► EWU 8-14 3FGs, uses 21-2 run to overcome 10-pt. deficit
N.27	at Portland	.L, 86-91	► SDSU whistled for 36 fouls; UP 38-of-53 FTs
N.30	at Cal Poly	.W, 65-62	► Seniors score 26 of Aztecs' 31 2nd-half pts in win
D.2	UC San Diego	.W, 87-57	► SDSU sets school record with 16 3FGs; Sir 6-10 3FGs
D.7	No. 1/1 Arizona (ESPN)	.L, 81-89	► Sellout crowd witnesses 8-point margin well below UA's 35.7 avg.
D.10	at Long Beach State (Ch. 4 SD)	.W, 64-55	► Aztecs win rebound category 38-30; Mackell 17 pts., 6 rebs.
D.14	Hawaii'i	.W, 60-49	► SDSU limits UH to 34.0 FG pct. and forces 21 turnovers
D.21	at Houston	.W, 76-66	► Mackell scores CH 22; Aztecs shoot 55.6% in 2nd half
D.28	Florida Atlantic (Ch. 4 SD)	.W, 91-75	► Burns breaks out with CH 21 points in 17 mins.
D.30	IPFW (Ch. 4 SD)	.W, 74-58	► 12 different Aztecs score in largest victory over D-I opponent
J.3	Loyola Marymount (Ch. 4 SD)	.W, 79-69	► SDSU 25-of-30 FTs to gain third victory after trailing at half
J.6	No. 23/21 Texas Tech (ESPN)	.L, 63-75	► T. Tech opens 2nd half w/ 10-0 run, blows open 4-pt halftime lead
J.8	San Diego (Ch. 4 SD)	.W, 78-72	► Aztecs shoot 49.1% to snap 4-gm loss streak to USD
J.11	at Air Force*	.W, 63-48	► SDSU opens conference with road win for first time since '84-85
J.18	Utah* (ESPN+Plus)	.W, 58-56	► 14-gm losing streak to Utes snapped; 11th straight win over NR foe
J.20	Brigham Young* (SportsWest)	.L, 69-80	► BYU hit first 7 threes, shoots 58.8% from 3-point range
J.25	at New Mexico* (SportsWest)	.L, 62-66	► Aztecs outscored 19-4 from FT line, 27-12 from 3-point range
F.1	Colorado State* (Ch. 4 SD)	.L, 69-72	► CSU survives despite 16 lead changes and four ties
F.3	Wyoming* (ESPN)	.W, 80-70	► SDSU leads all but 49 secs, wins third straight over Wyoming
F.11	UNLV* (SportsWest)	.L, 64-79	► Rebels become first opponent to shoot better than 50%
F.15	at Utah* (SportsWest)	.L, 62-76	► Field goal percentage: Utah 50.0, SDSU 38.1
<b>F.17</b>	<b>at Brigham Young* (SportsWest)</b>	<b>.9:00 MST</b>	<b>► Mackell scored 20 vs. BYU in MWC quarterfinals</b>
F.22	Air Force* (Ch. 4 SD)	.7:05 PST	► Aztecs are 8-1 in last nine home games vs. Air Force
F.24	New Mexico* (SportsWest)	.7:05 PST	► Home finale for seniors Bland, Mackell, Moore
M.1	at Wyoming* (Ch. 4 SD)	.4:00 MST	► Aztecs win in Laramie LY was first since 1991
M.3	at Colorado State* (Ch. 4 SD)	.7:00 MST	► SDSU shot 59.6 percent from the field in Fort Collins LY
M.8	at UNLV* (ABC)	.3:03 PST	► Marks third network TV appearance in two seasons

## Mountain West Tournament (Las Vegas, Nev.)

M.13-15 Thomas &amp; Mack Center

## Media Information

## SDSU Media Relations

Office Phone	(619) 594-5547
Fax Phone	(619) 582-6541
Ticket Office	(619) 283-SDSU (7378)
Website	goaztecs.com
Mailing Address	Aztec Media Relations 3014 Aztec Athletic Center 5302 55th Street San Diego State University San Diego, CA 92182

## Mike May, Assistant SID/MBB Contact

Office Phone	(619) 594-5547
Home Phone	(619) 644-1767
E-Mail	mmay@mail.sdsu.edu

## Media Press Conferences

Once again this season, San Diego State coach Steve Fisher and selected players will be available for interviews at weekly press conferences.

The next installment of the weekly press conference is set for **Wednesday, February 19, at Cox Arena**. The event will take place in the Mezzanine Level of Cox Arena (enter Cox Arena via the back lot and take the elevator to level two). SDSU personnel will direct you to the room.

The schedule has yet to be determined. Please contact the media relations office closer to the press conference date for the exact times.

only two teams to escape the Aztecs are Utah and Brigham Young.

► The Aztecs aren't looking to buy property in the Beehive State any time soon. San Diego State is a combined 3-46 in road games at Utah and BYU following Saturday's loss in Salt Lake City. The Aztecs have made the Salt Lake City-Provo road swing 21 times in the last 24 seasons and have lost 41 of those 43 games. Only twice have the Aztecs so much as split the trip - defeating BYU in the first game of the 1984-85 swing and winning at Utah in the first game of the 1981-82 trip - and SDSU has never won both games. In fact, the Aztecs have never won the second game of the swing, going 0-21.

► In case you are curious, the Aztecs two victories in Provo came on Jan. 31, 1985 and Dec. 31, 1996. The Cougars have won the last four games in Provo by margins of 17, 17, 29 and 11 points. The average margin of victory for Brigham Young in those four games is 18.5 points per game.

► It is no secret that the free-throw line has been unkind to the Aztecs this season. San Diego State has been outscored 326-273 from the charity stripe this season, including a 133-80 margin in eight league games. That equates to 6.6 points per conference game. What makes matters worse is that SDSU's league opponents have connected on 76.4 percent of their free throw attempts. That percentage, compared to the 325 Division I schools, would rank 10th nationally.

## Div. I Free Throw Pct.

Through Feb. 10

School	FT Pct.
1. Davidson	78.9
2. Providence	78.8
3. St. Bonaventure	78.5
4. Charleston So.	78.4
5. Manhattan	78.3
6. C. Conn. State	78.2
7. Marshall	77.1
8. Oregon	76.6
9. Notre Dame	76.5
10. UNC Asheville	76.4
► SDSU MWC Opp.	76.4

## Deja Vu?

The similarities between last season's Mountain West Conference tournament championship team and this season's squad are starting to add up.

Both teams suffered disappointing home losses in February, with last season's squad using that as the catalyst toward winning five of its final six regular-season games, a sweep in the league tournament and a trip to the NCAA tournament.

Both losses occurred after the Aztecs posted impressive wins - last season at New Mexico, this season over then-conference unbeaten Wyoming.

In fact, you could make a case that San Diego State is better off this season. After suffering this season's home loss, SDSU was 3-4 as opposed to 2-6 last season and 12-8 overall compared to 13-10 in 2001-02.

Below is a detailed look at the comparison.

	2001-02 Season	2002-03 Season
Quality W Before	at New Mexico by 13	vs. Wyoming by 10
Bad Home Loss	Utah by 17	UNLV by 15
Significance	worst L of season	worst L of season
Date of Game	Feb. 9	Feb. 11
Record after Bad L	13-10	12-8
Conference Record after Bad L	2-6	3-4
Rest of Regular Season	5-1	?
Conference Tournament	3-0	?

## Six Games to Forget

San Diego State has won just once in its last six games. It should be noted that two of the five losses during the stretch have come by a total of seven points (four-point loss at New Mexico and three-point loss to Colorado State).

Two alarming trends have contributed to the Aztecs recent struggles.

► In the last six games, Aztec opponents have shot 49.3 percent from the field. That is significantly higher than the season average of 43.4. In the first 18 games of the season, no Aztec opponent shot above 50 percent from the floor and eight opponents were held to 40 percent or less from the field. Meanwhile, in each of the last three games, San Diego State's opponent has shot at least 50 percent from the floor.

► Although the free-throw discrepancy has been significant, it has been more of a factor in the last six games. The Aztecs have been outscored at the free throw line 108-57 in the last half-dozen games. That equates to 8.5 points per game.

## Aztec Cliff Notes

Steve Fisher, who has authored one of the nation's most remarkable turnarounds at San Diego State, has San Diego State playing some of the best basketball in the Mountain West Conference and the entire West Coast.

The Aztecs have won 12 of their last 19 games in posting an 12-9 overall record and a 3-5 mark in Mountain West Conference play. Two of the Aztecs' eight losses have come to nationally ranked opponents in top-ranked Arizona and then-No. 23 Texas Tech and two others occurred prior to sophomores Travis Hanour and Chris Manker and freshman Evan Burns being cleared to play.

Statistically, solid defense and rebounding have been the Aztecs' two major weapons this season. San Diego State has only been out-rebounded three times this season and boasts a +5.9 rebound margin. Meanwhile on defense, the Aztecs have limited their opposition to 43.4 percent field-goal shooting with

## Mountain West Conference

## Mountain West Conference

School	MWC		Overall	
	W	L	W	L
Utah	7	1	19	4
Brigham Young	6	2	17	6
Wyoming	5	3	17	6
UNLV	4	4	15	7
San Diego State ◀	3	5	12	9
Colorado State	3	5	14	9
Air Force	2	6	11	10
New Mexico	2	6	8	13

## Schedule/Results

Saturday, February 8

BYU 74, at Wyoming 66

at New Mexico 73, Air Force 59

Utah 71, at Colorado State 66

Sunday, February 9

USC 98, at UNLV 73

Monday, February 10

BYU 77, at Colorado State 68

Utah 69, at Wyoming 56

Tuesday, February 11

UNLV 79, at San Diego State 64

Friday, February 14

BYU at UNLV 7:30 p.m.

Saturday, February 15

at Air Force 80, Colorado State 75

Wyoming 103, at New Mexico 91

at Utah 76, San Diego State 62

Monday, February 17

Colorado State at New Mexico, 6 p.m.

UNLV at Utah, 6 p.m.

San Diego State at BYU, 8 p.m.

Wyoming at Air Force, 9 p.m.

Saturday, February 22

New Mexico at UNLV, 12 p.m.

Colorado State at Wyoming, 3 p.m.

Air Force at San Diego State, 7:05 p.m.

Monday, February 24

New Mexico at San Diego State, 7:05 p.m.

Air Force at UNLV, 7:30 p.m.

BYU at Utah, 9 p.m.

All times Pacific.

## SDSU-BYU Series (Last 15)

All-Time: Brigham Young leads 36-15

In Provo: Brigham Young leads 21-2

Date	Winner	Site	SDSU	BYU
1.20.03	BYU	H	69	80
3.7.02	SDSU*	N	62	51
2.11.02	SDSU	H	77	73
1.12.02	BYU	A	64	75
2.12.01	BYU	H	66	69
1.13.01	BYU	A	50	79
3.4.00	BYU	A	50	67
2.3.00	BYU	H	50	72
2.13.99	BYU	A	76	93
1.14.99	BYU	H	76	83
11.14.97	BYU	H	59	73
12.31.96	SDSU (ot)	A	89	86
2.15.96	BYU	A	68	81
1.13.96	SDSU	H	83	76
2.18.95	SDSU	H	58	52

\*MWC Tournament

## Brigham Young Cougars (17-6/6-2 MWC)

No.	Name	Pos.	Ht.	Wt.	Cl.	PPG	RPG	Hometown	► Probable Starters
2	► Travis Hansen	G/F	6-6	210	Sr.	16.5	4.8	Orem, Utah	
3	► Mark Bigelow	F/G	6-7	195	Jr.	13.6	3.9	Olympia, Wash.	
4	Luiz Lemes	G	6-3	180	Jr.	1.5	0.7	Sao Paulo, Brazil	
5	Jake Shoff	F/C	6-9	265	Jr.	2.6	2.7	Alpine, Utah	
10	Terry Nashif	G	5-10	165	So.	2.5	1.7	Vancouver, Wash.	
12	Mark Roberts	G	6-3	205	So.	2.8	1.5	Provo, Utah	
13	Austin Ainge	G	6-1	175	Fr.	--	--	Gilbert, Ariz.	
14	Ricky Bower	G	6-4	185	Jr.	6.1	1.7	Meridian, Idaho	
15	John Allen	F	6-7	215	So.	3.1	1.5	Houston, Texas	
24	► Kevin Woodberry	G	6-0	170	Jr.	6.0	2.1	Phoenix, Ariz.	
32	Bart Jepsen	F	6-9	235	Jr.	1.2	0.9	Roswell, N.M.	
34	Jermaine Odjegba	G	6-5	190	Fr.	--	--	Lake Park, Fla.	
40	Dan Howard	C	7-0	225	Jr.	1.3	0.7	Kaysville, Utah	
52	► Jared Jensen	F/C	6-9	250	So.	8.3	3.6	West Haven, Utah	
55	► Rafael Araujo	C	6-11	265	Jr.	11.2	8.9	Sao Paulo, Brazil	

Head Coach: Steve Cleveland (UC Irvine '76) - 102-75 in sixth season at BYU/259-152 in 13th season overall

Assistant Coaches: Dave Rose, Andy Toolson, John Wardenburg

only one opponent shooting better than 50 percent against the Aztecs this season.

The Aztecs sport one of the nation's most experienced backcourts in seniors Tony Bland and Deandre Moore. Both have played in more than 100 career games and are among the conference leaders in many categories.

Bland, who last season became the first player in MWC history to rank among the league's top 10 in points and assists and the top 20 in rebounds, ranks among the conference leaders in four statistical categories - points, assists, assist-to-turnover ratio and free-throw shooting. Bland is averaging a team-high 16.0 ppg and is second in the league with a 1.71 assist-to-turnover ratio.

Moore, the quintessential point guard, is the second-leading assist man in the league and has become quite a threat from long range. He has connected on 42.0 percent from bonus distance and is 10th in the conference in three-point percentage and 11th in three-point field goals made (1.4 per game). Moore is averaging 8.0 ppg, 4.3 apg and 3.3 rpg.

San Diego State's inside game is led by one of the conference's premiere low post players in Mike Mackell. The senior is sixth in the MWC in scoring, averaging 15.7 ppg, and is 15th in rebounding at 4.8. He is also connecting on 57.2 percent of his shots from the field, fifth-best in the league.

Aerick Sanders has started all 21 games this season at the power forward spot. The junior is third in the league in rebounding and posting 6.6 ppg and 8.6 rpg. He has produced 13 games with nine or more rebounds. He was named the Mountain West Conference Player of the Week on February 10.

The fifth starting spot had largely been determined by match-ups and was filled by wing players freshman Steve Sir and sophomores Tommy Johnson and Travis Hanour. All three contribute in different ways: Sir (5.4 ppg, 1.2 rpg) is an unbelievable three-point shooter who has made 32 treys and is connecting on 35.6 percent of his long-range attempts this season; Johnson (5.2 ppg, 2.7 rpg) is an athletic wing with the ability to beat people off the dribble; and Hanour (3.6 ppg, 3.3 rpg) is the most athletic of the three but has fought tendinitis in both knees throughout the season.

However, after coming off the bench since making his long-awaited Aztec debut on Dec. 7 against top-ranked Arizona, McDonald's All-American freshman Evan Burns has started two of the past three games.

He made his first collegiate start against Wyoming and produced 17 points, eight rebounds and a career-high five assists in a career-best 29 minutes. Burns is fourth on the team in scoring with 7.6 ppg and third in rebounding at 4.5 rpg despite averaging only the fifth-most playing time at 18.3 minutes per game.

Fisher's bench is deeper than it has been in the past with three of the group of Burns, Sir, Johnson and Hanour coming off the bench and and sophomore center Chris Manker and freshman walk-on John Sharper ready to contribute.

Manker, the Aztecs' tallest player at 7-0, has shown guard-like skills. He can run the floor and pull up and shoot the three. He is averaging 2.9 ppg and 1.6 rpg and has played in all 17 games since he became eligible.

Sharper, who was originally recruited to back up Moore at the point guard position, has proven he can play both guard spots. He has averaged 2.3 ppg in 19 games and has turned the ball over just nine times in 189 minutes of action, including just five turnovers in his last 135 minutes.

## Utah Remains Perfect at Home with 76-62 Victory over San Diego State

SALT LAKE CITY - Utah opened the second half with a 15-4 run en route to a 76-62 victory at the Huntsman Center. It was the 21st consecutive victory for the Utes over the Aztecs in Salt Lake City.

The Utes, which led 31-28 at intermission, shot 60 percent from the floor in the second stanza, and led by as many as 19 points.

In the first half, San Diego State used a spirited defensive effort in a game that was tied four times and featured nine lead changes in the first 20 minutes.

Mike Mackell capped a 7-0 Aztec run in the first half with a free throw to put San Diego State up 22-17 with 9:15 remaining in the first half. The Utes responded with a 10-2 spurt, and led by three at the break.

Utah took control early in the second half, scoring the first seven points in a 12-2 run. The Utes built the advantage to 19 points, before a 15-4 Aztec run cut the Utah advantage to eight points with 3:35 to play.

Utah became the third straight Aztec opponent to shoot 50 percent or better from the field. In addition, thyme Utes limited the Aztecs to 38.1 percent from the field.



## Inside the Ratings

Previous Year-End Ratings		
Season	Sagarin	RPI
1993-1994		183
1994-1995		218
1995-1996		170
1996-1997		198
1997-1998		160
1998-1999	278	284
1999-2000	273	264
2000-2001	143	154
2001-2002	66	39

## 2000-01 Season

Date	Sagarin	RPI
Preseason	262	-
Nov. 20	258	-
Nov. 27	130	142-T
Dec. 4	133	100
Dec. 11	150	216
Dec. 18	111	140
Dec. 20	112	134
Dec. 27	114	152
Jan. 1	93	109
Jan. 8	92	119
Jan. 15	119	119
Jan. 22	143	131
Jan. 29	133	161
Feb. 5	135	155
Feb. 12	153	172
Feb. 19	149	172
Feb. 26	138	156
Feb. 28	136	153
Mar. 4	137	143
Mar. 6	137	143
Final	143	154

## 2001-02 Season

Date	Sagarin	RPI
Preseason	203	-
Nov. 19	150	-
Nov. 26	188	102
Dec. 3	158	119
Dec. 10	106	116
Dec. 17	78	72
Dec. 24	59	65
Dec. 31	51	53
Jan. 7	47	38
Jan. 14	58	50
Jan. 21	58	49
Jan. 28	72	63
Feb. 4	66	56
Feb. 11	81	73
Feb. 18	73	63
Feb. 25	70	59
Mar. 4	71	53
Mar. 11	58	39

## 2002-03 Season

Date	Sagarin	RPI
Preseason	115	-
Nov. 25	138	-
Nov. 30	142	-
Dec. 4	178	209
Dec. 9	189	234
Dec. 16	214	171
Dec. 23	157	165
Dec. 30	141	142
Jan. 6	125	126
Jan. 13	107	109
Jan. 20	95	69
Jan. 27	109	104
Feb. 3	120	107
Feb. 10	108	85
Feb. 17	124	97

## San Diego State vs. Brigham Young Career Statistics

SDSU	G-GS	FG-A	3FG-A	FT-A	REB	AVG.	A	TO	BS	ST	PTS	AVG	HI
Tony Bland	4-4	15-42	3-6	17-22	15	3.8	6	7	3	2	50	12.5	25
Evan Burns	1-0	1-6	0-2	0-0	4	4.0	0	0	0	0	2	2.0	2
Trimaime Davis	1-0	1-1	0-0	0-0	0	0.0	0	0	0	1	2	2.0	2
Travis Hanour	1-1	0-0	0-0	0-0	1	1.0	1	2	0	0	0	0.0	0
Tommy Johnson	2-0	2-4	0-1	0-0	3	1.5	0	0	0	0	4	2.0	4
Mike Mackell	4-4	20-40	0-0	28-31	17	4.3	4	4	2	0	68	17.0	20
Chris Manker	1-0	0-0	0-0	0-0	0	0.0	0	1	0	0	0	0.0	0
Deandre Moore	5-4	8-20	8-16	3-6	9	1.8	16	9	1	5	29	5.8	13
Aerick Sanders	5-1	5-11	0-0	4-7	18	3.6	1	6	6	3	14	2.8	9
John Sharper	1-0	1-2	0-1	0-0	1	1.0	1	1	0	0	2	2.0	2
Steve Sir	1-0	2-3	2-3	0-0	1	1.0	0	3	0	0	6	6.0	6
Chris Walton	5-0	6-16	0-1	1-2	11	2.2	7	6	1	2	13	2.6	8

BYU	G-GS	FG-A	3FG-A	FT-A	REB	AVG.	A	TO	BS	ST	PTS	AVG	HI
John Allen	2-0	0-1	0-1	1-2	3	1.5	0	1	0	0	1	0.5	1
Rafael Araujo	1-1	2-4	0-0	4-6	5	5.0	3	6	0	3	8	8.0	8
Mark Bigelow	6-6	33-82	13-36	16-20	23	3.8	9	9	2	5	95	15.8	21
Ricky Bower	1-0	1-2	1-2	4-4	2	2.0	0	0	0	0	7	7.0	7
Travis Hansen	5-5	18-46	3-9	19-28	17	3.4	6	7	2	4	58	11.6	19
Dan Howard	4-1	6-7	0-0	2-2	13	3.3	0	3	1	1	14	3.5	8
Jared Jensen	4-3	9-20	0-0	15-20	9	2.3	3	5	2	1	33	8.3	17
Bart Jepsen	3-0	3-6	0-1	1-2	5	1.7	0	1	1	0	7	2.3	7
Luiz Lemes	1-0	0-0	0-0	0-0	0	0.0	1	0	0	0	0	0.0	0
Terry Nashif	2-1	3-3	3-3	2-3	3	1.5	4	2	0	0	11	5.5	11
Marc Roberts	3-0	0-0	0-0	2-2	1	0.3	1	3	0	0	2	0.7	2
Jake Shoff	1-0	1-3	0-0	2-3	1	1.0	1	0	0	1	4	4.0	4
Kevin Woodberry	1-0	2-3	1-2	3-3	1	1.0	1	0	0	1	8	8.0	8

Utah placed four players in double figures led by Britton Johnsen's 21 points. Marc Jackson added 17 points off the bench.

San Diego State was paced by Tony Bland with 16 points. Mike Mackell added 13 points and a team-high six rebounds, while Deandre Moore added 10 points, all in the second half.

**NOTES OF THE GAME:** Despite the loss, SDSU still has its best-ever Mountain West start at 3-5 after eight games... Travis Hanour made his sixth career start and first since the Colorado State game on Feb. 1... San Diego State enjoyed a 39-33 rebound advantage, marking the fourth straight game and the 17th time in 21 games this season SDSU has had the edge on the boards.

SDSU	MP	FG	3FG	FT	R	F	A	TO	B	S	TP
Hanour	7	1-1	1-1	0-0	2	1	0	0	1	0	3
Sanders	28	1-2	0-0	2-4	5	4	1	0	0	1	4
Mackell	33	6-20	0-0	1-3	6	3	0	2	1	0	13
Moore	30	3-9	1-4	3-4	2	3	3	2	0	0	10
Bland	39	7-19	1-3	1-1	2	1	1	2	0	1	16
Johnson	28	2-3	1-2	0-0	5	1	3	2	0	1	5
Sir	9	0-1	0-1	0-0	1	1	0	0	0	0	0
Sharper	6	0-0	0-0	0-0	0	2	0	1	0	0	0
Burns	13	2-4	1-2	0-0	4	4	1	3	1	1	5
Manker	7	2-4	2-4	0-0	0	1	0	1	0	0	6
Team					12						
<b>Totals</b>	<b>200</b>	<b>24-63</b>	<b>7-17</b>	<b>7-12</b>	<b>39</b>	<b>21</b>	<b>9</b>	<b>14</b>	<b>3</b>	<b>4</b>	<b>62</b>

Utah	MP	FG	3FG	FT	R	F	A	TO	B	S	TP
Caton	36	2-4	1-3	0-0	3	2	3	1	1	1	5
Johnsen	29	9-15	2-4	1-2	8	3	2	1	2	0	21
Frost	27	3-6	1-3	4-4	6	3	0	1	1	0	11
Drisdorn	11	1-3	0-2	0-0	3	0	3	1	0	0	2
Jacobson	29	5-9	2-2	5-7	1	2	6	3	0	2	17
Chaney	20	2-4	0-1	1-3	2	1	0	0	2	0	5
Markson	5	0-1	0-0	0-0	0	1	0	1	0	0	0
Koford	8	1-2	0-0	0-0	2	1	0	0	1	1	2
Team					5						
<b>Totals</b>	<b>200</b>	<b>26-52</b>	<b>9-21</b>	<b>15-20</b>	<b>33</b>	<b>16</b>	<b>14</b>	<b>10</b>	<b>7</b>	<b>5</b>	<b>76</b>

**Halftime:** Utah 31, San Diego State 28. **FG %:** Utah 50.0, San Diego State 38.1. **3FG %:** Utah 42.9, San Diego State 41.2. **FT %:** Utah 75.0, San

Diego State 58.3. **Officials:** Scott Thornley, Bob Staffen, Mark Whitehead. **Technical:** none.

San Diego State - Brigham Young:  
The Series

San Diego State and BYU are meeting for the 52nd time, with the Cougars owning a 36-15 series lead, including a 21-2 margin in Provo.

► SDSU has never had much success in the state of Utah. The Aztecs are a combined 3-46 in their trips through Utah and BYU after suffering a loss at Utah on Saturday.

► SDSU has made the Salt Lake City-Provo road swing 21 times in the last 24 seasons and has lost

41 of those 43 games. Only twice have the Aztecs so much as split the trip - defeating BYU in the first game of the 1984-85 swing and winning at Utah in the first game of the 1981-82 trip - and SDSU has never won both games. In fact, the Aztecs have never won the second game of the swing, going 0-21.

► SDSU is looking to snap a four-game losing streak at the Marriott Center. The Aztecs' last victory there came in a non-conference affair on New Year's Eve 1996, an 89-86 overtime win in the midst of BYU's 1-25 season. SDSU has dropped 15 of its last 16 in Provo.

► The Aztecs have yet to win in Provo in Mountain West play, going 0-3 and dropping the decisions by an average margin of 19.0 points. San Diego State has not won a league game there since the 1984-85 WAC season.

► The Aztecs are not alone in their lack of success in

## SDSU vs. the Mountain West

School	MWC	Overall
Air Force	4-3	34-13
Brigham Young	1-6	15-36
Colorado State	3-4	15-31
New Mexico	2-5	19-31
UNLV	1-6	6-23
Utah	1-7	9-43
Wyoming	2-5	21-30
<b>Record</b>	<b>14-36</b>	<b>119-207</b>

*Regular season MWC games only.*

## Player/Coach Anecdotes

### ► Tony Bland

Bland, an all-conference performer on the court, spends hours of his time donating to different causes... He attempts to volunteer at least every other week, frequently visiting area hospitals and feeding the homeless.

### ► Brian Dutcher

The Dutcher's home was featured in a 12-page spread in the February/March issue of Mary Engelbreit's Home Companion magazine... Brian's wife, Jan, did a majority of the interior decorating that was described as unique and ambitious with bold colors.

### ► Deandre Moore

Nobody worked harder in the off-season than Deandre Moore and it has paid off... Moore, who has played through injuries each of the last two seasons (shoulder separation his sophomore season and shin splints his junior season) lost 16 pounds during the off-season... The result has been a quicker point guard who has missed only a handful of practices this season... His efforts resulted in coach Fisher naming him a co-captain on Oct. 12 (first official day of practice).

### ► Aerick Sanders

A local television station did a feature on Sanders' long arms... The 6-8 forward has a wing span of 84 inches... That is the wing span of a typical 7-0 man.

### ► Steve Sir

On Friday, Nov. 15, Sir capped a two-and-a-half hour practice by making 23 consecutive three-point field goals... He needed to make 10 straight to keep the team from running, and went on to make 23 in a row... He capped the following Monday (Nov. 18) practice by making 42 straight free throws.

### ► Chris Walton

Although he is redshirting this season, he continues to make an impact on the court and in the community... Walton organized a food drive that culminated Dec. 7, when Aztec fans viewing SDSU's battle with Luke Walton (Chris' brother) and the top-ranked Arizona Wildcats brought donated items to the game.

Provo. The Cougars have won at least three straight home games over each Mountain West team except Utah, which snapped BYU's 44-game homecourt win streak on Jan. 25. Overall, the Cougars are 22-3 in MWC home games and have won 20 of the last 21 including an 18-game win streak before the Utah win.

► Despite their road woes with BYU, the Aztecs, who defeated BYU at home and in the MWC tourney last season before falling at home this year, are looking for a third win in the last four meetings with the Cougars for only the fourth time ever. SDSU won the first three all-time games, winning twice in 1940 and coming out victorious in 1977 before losing its first conference match-up with BYU in the WAC in 1979. The Aztecs also won 3-of-4 over the 1983-84 and 1984-85 seasons and again between the 1994-95, 1995-96 and 1996-97 seasons.

## San Diego State Players vs. BYU

► **Senior guard Tony Bland:** The senior guard struggled in the three games against BYU last season, shooting 28 percent from the floor and averaging 8.3 points. However, he was probably the best Aztec on the floor in the teams' meeting this season. He doubled his career scoring output vs. the Cougars with 25 points and limited BYU G/F Travis Hansen to just seven shots and 14 points.

This season, Bland is not only the team's top scorer at 16.0 points per game, he has also become the Aztecs' top defensive stopper. Head coach Steve Fisher has tabbed Bland to match up with the opposition's top wing player and he has regularly held in check some of the nation's top players at the two or three positions.

The following is a look at how the Los Angeles native has held several of the nation's top players in check and below their season shooting percentages and scoring averages.

Opponent	Player	Season			Game			FT	Outcome
		FG%	Avg.	TP	FG	3FG			
Hawaii	Carl English	44.3	20.6	16	4-15	3-7	5-7	W, 60-49	
Tx Tech	Andre Emmett	53.2	21.9	16	8-21	0-1	0-0	L, 75-63	
Utah	Nick Jacobson	43.1	12.8	11	4-16	0-8	3-3	W, 58-56	
BYU	Travis Hansen	47.5	16.4	14	4-7	0-1	6-9	L, 80-69	
UNM	Ruben Douglas	41.8	27.5	21	4-17	3-10	10-10	L, 62-66	
WYO	Donta Richardson	43.2	17.1	7	2-11	0-4	3-5	W, 80-70	

► **Senior center Mike Mackell:** Mackell has played well in matching up against a Cougar front line over the past two seasons that has included 7-0 Dan Howard, 6-11 Rafael Araujo, 6-9 Eric Nielsen, 6-9 Jared Jensen, 6-9 Jake Shoff and 6-9 Bart Jepsen. Mackell has averaged 17.0 points per game in the four games vs. the Cougars on 50.0 percent field-goal shooting and a phenomenal 90.3 percent free-throw shooting, 20.5 points above his career 69.8 percent shooting from the charity stripe.

He again got the best of BYU in the last meeting, scoring 18 points and grabbing six rebounds in 30 minutes. By comparison, the Cougars' front court and reserves (Jensen, Araujo, Shoff and Howard) totaled 19 points and nine rebounds in a combined 65 minutes.

► **Senior guard Deandre Moore:** Moore connected on 3-of-5 three-pointers and tallied nine points, four rebounds and three assists in the teams' earlier meeting. All eight of his career field goals against BYU have come from three-point range, and he is hitting 50 percent (8-of-16) from beyond the arc vs. the Cougars. In the Aztecs' home win over BYU last sea-

## Opponent Tracker

Opponent	Overall Conf.						Sagarin
	W-L	W-L	AP	ESPN	RPI		
Arizona	18-2	10-1	1	1	3	3	
Brigham Young	17-5	6-1	arv	arv	12	23	
Utah	18-4	6-1	arv	arv	17	27	
Texas Tech	14-6	4-5			40	32	
UNLV	14-7	3-4			52	61	
Wyoming	16-6	4-3		arv	59	66	
Hawaii	13-7	6-6			75	89	
Colorado State	14-8	3-4			93	114	
Eastern Wash.	15-8	7-2			102	99	
San Diego	12-9	6-2			112	108	
Air Force	10-10	1-6			165	139	
New Mexico	8-12	2-5			168	202	
Houston	6-14	4-5			197	217	
Loyola Marymount	9-15	3-6			220	200	
Cal Poly	9-11	5-6			229	218	
Portland	9-13	2-7			234	212	
Florida Atlantic	7-16	3-8			273	259	
IPFW	6-19	--			284	271	
Long Beach St.	4-16	3-8			315	300	
UCSD	4-15	3-11	--	--	--	--	

All data current as of the morning of Feb. 10.

◀ - indicates win. ◻ - indicates loss.

son, Moore tied his career high of four three-point field goals in a 13-point performance.

## The Last Meeting

### ► BYU 80, San Diego State 69

Jan. 20, 2003 (Cox Arena - San Diego, Calif.)

SAN DIEGO - BYU opened the game with a three-point barrage, connecting on its first seven attempts from beyond the arc, to claim the MWC's second conference road victory of the season 80-69 over San Diego State at Cox Arena. Brigham Young (13-4 overall/2-0 MWC) finished with 10 three-pointers, including five by Mark Bigelow, to hand SDSU (11-5/2-1) its first conference loss of the season.

The Aztecs had a four-game regular-season conference winning streak snapped and a Division I school-record 11-game win streak over non-ranked opponents ended. Despite the loss, SDSU is off to its best start in six seasons going back to the 1996-97 team which also won 11 of its first 16 and started 2-1 in league play.

BYU shot a season-high 48.9 percent by an Aztec opponent this season, propelled by an 11-for-16 start from the floor in running out to a 30-11 lead with 9 minutes, 28 seconds remaining. Of the Cougars seven three-pointers during the stretch, Terry Nashif, who entered the game with a total of five three-point field goals in averaging 2.7 points per game, had three en route to a career-high 11-point night.

Sparked by 12- and 11-point first-half efforts from seniors Tony Bland and Mike Mackell, respectively, SDSU scored the next seven points and had cut the Cougars lead to 41-31 at halftime.

The Aztecs continued to chip away at the lead, whittling the margin to six points on a Steve Sir (six points) three-pointer with 15:16 left and seven on two other occasions, but Travis Hansen scored eight of his 14 points over the last nine minutes and the Cougars hit 18-of-20 free throws down the stretch to close out the victory.

Bland scored a game-high 25 points, his second 20-plus point performance of the season, while Mackell finished with 18. Junior Aerick Sanders grabbed 11 rebounds as the Aztecs matched or out-rebounded the opponent for the 14th time in 16 games.

**MWC Player of the Week****San Diego State Nominee**

N.25 Aerick Sanders

D.2 Mike Mackell

D.9 Deandre Moore

D.16 Tony Bland

D.23 Aerick Sanders

D.30 Evan Burns

J.6 Tony Bland

J.13 Tony Bland

J.20 Tony Bland

J.27 Tony Bland

F.3 Tony Bland

**F.10 Aerick Sanders**

F.17 Tony Bland

*Bold indicates MWC Player of the Week***MWC All-Game Rankings**

Category	SDSU	BYU
Scoring Offense	71.2 (5)	73.1 (4)
Scoring Defense	68.3 (4)	63.8 (3)
Scoring Margin	+2.9 (6)	+9.3 (1)
Free Throw Pct.	.685 (5)	.747 (1)
Field Goal Pct.	.447 (7)	.469 (3)
Field Goal Pct. Defense	.436 (5)	.402 (1)
3-Pt. Field Goal Pct.	.345 (7)	.408 (1)
3-Pt. Field Goal Pct. Def.	.354 (5)	.299 (1)
Rebounding Margin	+5.9 (2)	+5.1 (4)
Blocked Shots	2.81 (7)	2.83 (6)
Assists	14.29 (4)	13.87 (6)
Steals	6.24 (3)	6.87 (2)
Turnover Margin	-0.86 (6)	-0.17 (5)
Assist-TO Ratio	0.97 (5)	0.92 (7)
Offensive Rebounding	13.33 (1)	11.04 (5)
Defensive Rebounding	21.24 (7)	25.26 (2)
3-Pt. Field Goals Made	5.95 (6)	6.57 (4)

Bigelow led the victors with 21 points, while Hansen scored 12 of his 14 points in the second half.

**NOTES OF THE GAME:** Despite the loss, SDSU has still won 10 of its last 12 games against MWC teams, including 7-of-9 league games and three straight in the 2002 MWC tournament... The Aztecs had their longest January win streak (three games) in 18 years ended... The crowd of 8,497 was the fifth-largest in Cox Arena history.

BYU	MP	FG	3FG	FT	R	F	A	TO	B	S	TP
Bigelow	36	8-16	5-9	0-0	4	5	0	1	0	3	21
Jensen	28	1-7	0-0	5-6	3	2	3	0	0	0	7
Araujo	25	2-4	0-0	4-6	5	5	3	6	0	3	8
Hansen	31	4-7	0-1	6-9	4	4	2	1	0	2	14
Nashif	30	3-3	3-3	2-3	3	2	3	2	0	0	11
Lemes	3	0-0	0-0	0-0	0	0	1	0	0	0	0
Shoff	7	1-3	0-0	2-3	1	3	1	0	1	1	4
Roberts	0+	0-0	0-0	0-0	0	0	0	0	0	0	0
Bower	23	1-2	1-2	4-4	2	0	0	0	0	0	7
Woodberry	12	2-3	1-2	3-3	1	2	1	0	0	1	8
Howard	5	0-0	0-0	0-0	0	0	0	1	1	0	0
Team					2						
<b>Totals</b>	<b>200</b>	<b>22-45</b>	<b>10-17</b>	<b>26-34</b>	<b>25</b>	<b>23</b>	<b>14</b>	<b>11</b>	<b>1</b>	<b>10</b>	<b>80</b>

SDSU	MP	FG	3FG	FT	R	F	A	TO	B	S	TP
Sanders	25	0-3	0-0	1-2	11	4	1	4	3	1	1
Mackell	30	5-8	0-0	8-10	6	5	0	2	1	0	18
Moore	34	3-5	3-5	0-0	3	3	4	3	0	0	9
Bland	38	8-17	2-4	7-10	3	3	2	3	1	0	25
Hanour	14	0-0	0-0	0-0	1	1	1	2	0	0	0
Johnson	6	2-4	0-1	0-0	3	1	0	0	0	0	4
Sir	17	2-3	2-3	0-0	1	1	0	3	0	0	6
Sharper	9	1-2	0-1	0-0	1	1	1	1	0	0	2
Davis	4	1-1	0-0	0-0	0	2	0	0	0	1	2
Burns	22	1-6	0-2	0-0	4	4	0	0	0	0	2
Manker	1	0-0	0-0	0-0	0	1	0	1	0	0	0
Team					1						
<b>Totals</b>	<b>200</b>	<b>23-49</b>	<b>7-16</b>	<b>16-22</b>	<b>34</b>	<b>26</b>	<b>9</b>	<b>19</b>	<b>5</b>	<b>2</b>	<b>69</b>

**Halftime:** Brigham Young 41, San Diego State 31. **FG %:** Brigham Young 48.9, San Diego State 46.9. **3FG%:** Brigham Young 58.8, San Diego State 43.8. **FT%:** Brigham Young 76.5, San Diego State 72.7. **Officials:** Stanley Reynolds, Lonnie Dixon, Duane Allen. **Technical:** None.

**The Last Meeting In Provo****► BYU 75, San Diego State 64****Jan. 12, 2002 (Marriott Center - Provo, Utah)**

PROVO, Utah -- Brigham Young held San Diego State to a season-low 36.8 percent field-goal shooting and connected on 26-of-35 free-throw attempts to claim a 75-64 victory in the first Mountain West Conference game for both teams.

The Cougars had four players score in double figures in extending their home winning streak to 29 games. Travis Hansen led the way with 19 points, including three three-point field goals.

The Aztecs were led for the sixth consecutive game by senior forward Randy Holcomb. He recorded his third consecutive double-double with 21 points and 11 rebounds. Junior center Mike Mackell made 11-of-12 free throws en route to 15 points, and senior guard Al Faux had 14 points.

The Cougars led 39-32 at the intermission, and extended their lead to 54-37 with 12:04 left in the game. San Diego State responded with a 13-2 run that chiseled the lead down to four points with 3:18 to play, but a costly turnover, followed by four straight Cougar points, iced the game for Brigham Young.

The Aztecs enjoyed a 44-28 edge in rebounds, but were unable to overcome a cold shooting night.

The announced crowd of 19,411 was the largest at BYU since Jan. 15, 2000, when 22,580 turned out for a game against the University of Utah.

SDSU	MP	FG	3FG	FT	R	F	A	TO	B	S	TP
Holcomb	35	10-14	0-1	1-2	11	4	0	6	0	0	21
Mackell	26	2-6	0-0	11-12	6	5	1	0	0	0	15
Smith	24	2-3	0-0	0-0	6	4	2	2	0	0	4
Bland	36	0-10	0-0	2-2	2	1	1	1	2	0	2
Faux	32	5-18	2-5	2-3	3	3	3	3	0	1	14
Johnson	1	0-0	0-0	0-0	0	0	0	0	0	0	0
Moore	19	1-2	1-2	0-0	1	2	1	0	0	0	3
Walton	11	0-1	0-0	1-2	2	2	2	0	0	0	1
Kovacic	2	0-1	0-1	0-0	0	0	0	0	0	0	0
Epps	5	0-0	0-0	0-0	1	1	0	0	0	0	0
Sanders	9	1-2	0-0	2-2	2	4	0	1	0	1	4
Team					10						
<b>Totals</b>	<b>200</b>	<b>21-57</b>	<b>3-9</b>	<b>19-23</b>	<b>44</b>	<b>26</b>	<b>10</b>	<b>13</b>	<b>2</b>	<b>2</b>	<b>64</b>

BYU	MP	FG	3FG	FT	R	F	A	TO	B	S	TP
Bigelow	29	5-13	1-6	2-2	1	3	2	2	0	1	13
Nielsen	23	3-5	0-0	5-6	3	4	1	0	1	0	11
Jensen	28	4-6	0-0	9-12	2	5	0	1	0	1	17
Hansen	36	5-10	3-4	6-9	2	3	2	1	1	1	19
Montague	39	2-5	1-2	3-4	8	1	6	3	0	3	8
Bobik	17	0-5	0-3	0-0	2	1	0	1	1	0	0
Balderson	1	0-0	0-0	0-0	0	0	0	0	0	0	0
Jepsen	19	3-4	0-1	1-2	2	2	0	0	1	0	7
Carlisle	8	0-1	0-0	0-0	4	1	1	0	0	0	0
Team					4						
<b>Totals</b>	<b>200</b>	<b>29-61</b>	<b>5-18</b>	<b>27-39</b>	<b>46</b>	<b>19</b>	<b>15</b>	<b>18</b>	<b>4</b>	<b>7</b>	<b>90</b>

**Halftime:** Brigham Young 39, San Diego State 32. **FG %:** Brigham Young 44.9, San Diego State 36.8. **3FG%:** San Diego State 33.3, Brigham Young 31.2. **FT%:** San Diego State 82.6, Brigham Young 74.3. **Officials:** Jim Stupin, Bill Gracey, Milt Stowe. **Technical:** None.

**► NOTE OF THE GAME:** SDSU, which entered the game ranked 12th nationally in field-goal percentage, shot 36.8 percent from the floor.

**Statistical Comparison**

A statistical comparison between San Diego State and Brigham Young thus far in 2002-03.

Statistic	SDSU	BYU
Record	12-9	17-6
Conference Record	3-5	6-2
Scoring Average	71.2	73.1
Opponent Scoring Average	68.3	63.8
Scoring Margin	+2.9	+9.3
Rebound Average	36.4	36.3
Opponent Rebound Average	30.5	31.2
Rebound Margin	+5.9	+5.1
Field Goal Percentage	44.9	46.9
Defensive Field Goal Percentage	43.4	40.2
Free Throw Percentage	67.6	74.7
Three-Point Field Goals Per Game	6.3	6.6
Three-Point Field Goal Percentage	34.7	40.8
Assists Per Game	15.1	13.9
Turnovers Per Game	15.4	15.0
Opponent Turnovers Per Game	14.5	14.8
Turnover Margin	-0.9	-0.2
Blocked Shots Per Game	3.0	2.8
Steals Per Game	6.4	6.9

**You Take the Good, You Take the Bad**

There have been three interesting statistics with the Aztecs getting off to a 3-5 league start, SDSU's best MWC start.

One has been positive and would lead you to believe SDSU is better than 3-5, while two are negative and lead you to wonder how SDSU has won a league game.

On the positive side, the Aztecs own a league-best +9.1 rebound margin with an average of 14.3 offensive boards per game to their opponents' 7.4.

In the negative ledger, San Diego State's turnover margin is -2.5, next-to-last in the conference, while the Aztecs are averaging only 14.6 free-throw attempts per game compared to their opponents'



## Next Aztec Game

## Recent San Diego State Freshman Classes

Year	Players	Min.	FG	3FG	FT	PPG	RPG	APG
'02-03	► Burns, Davis, Sharper, Sir, White	47.9	42.5	36.7	73.8	15.7	7.0	2.7
'01-02	Johnson	3.6	36.4	33.3	25.0	0.9	0.5	0.2
'00-01	Sanders, Walton	25.3	50.0	11.1	58.9	5.4	4.7	1.4
'99-00	Jackson, Rohwer	29.8	35.6	33.9	74.0	7.2	2.7	3.6
'98-99	Abramowitz, Berkoff, Epps, Mann, Okotie, Small, Sormonte	105.6	42.8	28.0	56.5	33.5	16.9	5.7

21.8.

For the season, these statistical categories have obviously played a role in the outcome, with the Aztecs' record listed below when registering an advantage or deficit in the below categories.

Statistic	SDSU owns Advantage	Opponent Advantage
Rebounding	11-6	1-2
Field Goal Percentage	8-1	2-8
Free Throws Attempted	9-0	3-9
Turnovers	7-1	5-8

## Please Note

The following team notes and individual player pages were current entering Saturday's game at Utah.

## Baby Aztecs Makin' An Impact

San Diego State's freshman class of Evan Burns, Steve Sir, John Sharper, Trimaine Davis and Markee White have made quite an impact in their inaugural season wearing the scarlet and black.

The class has combined to average 15.7 ppg, 7.0 rpg, 2.7 apg and 47.9 minutes through 20 games this season. That is even more impressive when considering McDonald's All-American Evan Burns missed the first four games of the season.

Of the nine players that saw action in each of the four games this season, four were freshmen - Trimaine Davis, John Sharper, Steve Sir and Markee White (one other was a sophomore - Tommy Johnson). Additionally, freshman Evan Burns and sophomore Chris Manker debuted against Arizona and against Hawai'i sophomore Travis Hanour joined the mix. The three have received significant minutes even as they adjust to game action.

The five have given the Aztecs the most productive freshman class of the Steve Fisher era.

More on this season's freshman crop:

► **Evan Burns:** One of two true freshmen on the SDSU roster, Burns produced his breakout game of the season against Florida Atlantic Dec. 28... In only his fifth collegiate appearance, Burns produced 21 points, four offensive rebounds and four steals in only 18 minutes of action... He shot 7-of-11 from the field and 7-of-8 from the free-throw line in becoming the only current Aztec to surpass the 20-point mark in a game in his freshman season... He registered his first career double-double with 10 points and 10 rebounds vs. Loyola Marymount in scoring in double-figures for three straight games, a career first... Despite reaching 20 minutes only six times in 16 games and being held scoreless against Hawai'i, Burns is the squad's fourth-leading scorer at 7.8 points per game... He supplied instant offense off the bench for his first 14 games, as he entered the Air Force game with the Aztecs trailing by five six-and-a-half minutes in and promptly reeled off eight straight points to give SDSU the lead... He scored a game-high 14 points vs. the Falcons... Then against Utah, Burns scored all five of his points in the Aztecs' game-breaking 18-4 run in the second half... Earned his first collegiate start vs. Wyoming and ended up 17

points, eight rebounds and career-highs in assists (5) and minutes (29)... Has six double-digit scoring games... Burns' stats averaged over 40 minutes per game translate to 16.8 points, 9.7 rebounds, 2.6 assists, 2.8 steals and 1.9 blocks.

► **Trimaine Davis:** A redshirt freshman, Davis appeared in the first 12 games this season and has accumulated 31 points and 20 rebounds in 147 minutes of action... He is averaging 8.2 minutes per contest. Davis, who made all 15 of his shots during the preseason, went 3-for-3 from the floor in scoring a career-high six points against UCSD... He is also 3-for-3 from the floor in conference play.

► **Steve Sir:** A redshirt freshman, Sir started the first six games of the season and the Aztecs' game at New Mexico... He registered a career-best six threes on Dec. 2 against UCSD... He has a team-high total of 32 three-point field goals and was a perfect 9-for-9 from the free-throw line before missing his only attempt against USD... The sharp-shooter from Minnesota, who made at least two treys in each of his first five games and has multiple threes in 10 contests, boasts the MWC's 14th-best three-point percentage at .360 and is averaging 5.7 points per game.

► **John Sharper:** A walk-on freshman, Sharper has played 183 minutes including several at the point guard position... Sharper has looked solid handling the ball and has committed just eight turnovers in 183 minutes of action, including a career-high turnover-free 20 minutes against Colorado State largely spent spelling a flu-plagued Moore... He also played 16 minutes without a turnover against LMU, 15 turnover-free minutes vs. Wyoming and 14 miscue-free minutes against New Mexico... He has committed just four turnovers over his last 129 minutes... Sharper grabbed a career-high five rebounds in 12 minutes and contributed a three-pointer to SDSU's record-setting barrage of 16 treys against UCSD, and his three-pointer capped the Aztecs' game-breaking 20-6 run in the win at Long Beach... He set his career high with eight points and hit two three-point field goals in a game for the first time against Florida Atlantic... Of his 29 field-goal attempts, 24 have come from three-point range, and his .458 three-point field goal percentage tops the team.

► **Markee White:** A redshirt freshman, has seen action in six games this season and scored the first points of his collegiate career on a pair of free throws against UCSD.

## Record Attendance Pace

Through 14 home games, SDSU is on a record pace for average season attendance. The Aztecs have eclipsed the 100,000-fan mark for total attendance for the first time ever and are playing before an average home crowd of 7,391. Should this trend continue, Aztec teams under Steve Fisher would own three of the top five season attendance marks in SDSU history.

## Largest Average Home Attendance

Rk.	Year	HG	W-L	Total	Average
-----	------	----	-----	-------	---------

**MWC Individual Rankings****All-Game Rankings****Tony Bland**

Assist-to-Turnover Ratio	2nd	1.77
Assists	4th	3.55
Scoring	5th	16.0
Free Throw Percentage	15th	64.7

**Evan Burns**

Steals	7th	1.31
Blocked Shots	9th	0.88
Rebounding	17th	4.5

**Mike Mackell**

Offensive Rebounding	3rd	2.60
Field Goal Percentage	4th	57.2
Scoring	6th	15.8
Free Throw Percentage	14th	66.7
Rebounding	15th	4.7

**Deandre Moore**

Assists	2nd	4.35
Steals	2nd	1.70
Assist-to-Turnover Ratio	3rd	1.61
3-Pt. Field Goal Percentage	7th	43.1
3-Pt. Field Goals Made	11th	1.40

**Aerick Sanders**

Offensive Rebounding	1st	3.95
Rebounding	3rd	8.8
Defensive Rebounding	4th	4.80
Blocked Shots	7th	1.15

**Steve Sir**

3-Pt. Field Goals Made	9th	1.60
3-Pt. Field Goal Percentage	14th	36.0

**Conference Game Rankings****Tony Bland**

Scoring	6th	17.3
Field Goal Percentage	10th	54.0
Free Throw Percentage	11th	75.9
Assists	11th	2.71

**Evan Burns**

Rebounding	12th	4.4
Blocked Shots	13th	0.71
Offensive Rebounding	14th	1.43

**Mike Mackell**

Offensive Rebounding	2nd	3.00
Field Goal Percentage	6th	57.3
Scoring	9th	15.0
Blocked Shots	14th	0.50
Rebounding	17th	4.0

**Deandre Moore**

Steals	2nd	2.00
Assist-to-Turnover Ratio	3rd	2.00
Assists	3rd	3.43
3-Pt. Field Goal Percentage	6th	50.0
3-Pt. Field Goals Made	8th	1.57
Defensive Rebounding	11th	3.43
Rebounding	15th	4.1

**Aerick Sanders**

Offensive Rebounding	1st	4.00
Rebounding	4th	8.1
Blocked Shots	5th	1.14
Defensive Rebounding	7th	4.14
Field Goal Percentage	8th	55.0

1.	► 2002-03	14	8-6	103,469	7,391
2.	► 2001-02	15	12-3	92,475	6,165
3.	1981-82	18	16-2	86,825	4,824
4.	1980-81	14	9-5	67,011	4,787
5.	► 2000-01	17	12-5	77,104	4,528

► - Indicates Fisher era.

San Diego State's home attendance has shown dramatic growth, posting increases of 73.0 percent from the 1999-2000 to 2000-01 season, 36.2 percent from the 2000-01 to 2001-02 season and 19.9 percent from last season to this season. In all, San Diego State's attendance is up 182.3 percent over the last three seasons.

The UNLV game crowd of 7,575, the 10th-largest ever in Cox Arena and the largest-ever Tuesday crowd, marks the ninth game to break into SDSU's top 21 single-game Cox Arena attendance chart this season. The Aztecs have played before the first two sellout crowds of 12,414 in the six-year history of Cox Arena - against then-No. 1/1 Arizona (Dec. 7) and No. 23/21 Texas Tech (Jan. 6) - as well as crowds of 8,497 against BYU (sixth), 8,078 vs. San Diego (ninth), 7,102 against Utah (12th), 6,184 against Wyoming (17th), 6,183 against Eastern Washington (18th) and 6,138 against Hawai'i (21st).

**Largest Cox Arena Attendance**

Rk.	Att.	Day	Opponent	Date	Result
1.	12,414 <sup>^</sup>	Sat.	(1/1) Arizona	12-7-02	L, 81-89
	12,414 <sup>^</sup>	Mon.	(23/21) Texas Tech	1-6-03	L, 63-75
3.	11,764	Sat.	UNLV*	1-26-02	L, 79-80 (ot)
4.	11,334	Sat.	Fresno State*	1-31-98	L, 94-97
5.	8,554	Sat.	Colorado State*	2-1-03	L, 69-72
6.	8,497	Mon.	BYU	1-20-03	L, 69-80
7.	8,438	Sat.	(21/16) Fresno St.	12-8-01	W, 93-78
8.	8,186	Sat.	San Diego	12-9-00	L, 52-55
9.	8,078	Wed.	San Diego	1-8-03	W, 78-72
10.	7,575	Tue.	UNLV	2-11-03	L, 64-79
11.	7,232	Sat.	Utah* (D)	2-9-02	L, 53-70
12.	7,164	Sat.	Utah*	2-10-01	L, 63-76
13.	7,102	Sat.	Utah* (D)	1-18-03	W, 58-56
14.	6,967	Sat.	Air Force*	3-2-02	W, 49-47
15.	6,739	Mon.	New Mexico*	1-8-01	L, 67-75
16.	6,553	Sat.	Colorado State*	1-19-02	W, 81-69
17.	6,184	Mon.	Wyoming*	2-4-03	W, 80-70
18.	6,183	Sat.	Eastern Wash.	11-23-02	L, 70-75
19.	6,171	Mon.	Wyoming*	1-21-02	L, 85-88 (ot)
20.	6,164	Sat.	Utah*	1-16-99	L, 53-79
21.	6,138	Sat.	Hawai'i	12-14-02	W, 60-49

Opponent Associated Press/USA Today coaches poll national ranking at game time left of team name. D - Indicates day game. \* - Indicates conference game. ^ - Indicates Cox Arena capacity

**Senior Dominant**

San Diego State's senior class of Tony Bland, Mike Mackell and Deandre Moore held the shorthanded Aztecs together early in the season when SDSU was thin on reserves. Through the first four games of the season, the trio averaged 46.3 points, accounted for nearly 60.1 percent of San Diego State's scoring, and also combined for 17.0 rebounds and 10.8 assists per game.

But even though the Aztecs have 11 players averaging at least 8.2 minutes per game, the seniors are no less important, especially in conference play. Against Air Force, the trio combined for 32 of the Aztecs' 63 points, 15-of-29 rebounds and 8-of-12 assists. Then as the Aztecs snapped a 14-game losing streak to Utah, the seniors tallied 34-of-58 points, 19-

of-38 rebounds and 6-of-9 assists. Against Colorado State: 45 of the Aztecs' 69 points. Those performances recalled the Nov. 30 contest at Cal Poly, perhaps the seniors' most important game of the season, when the Aztecs rallied from behind to gain their first victory of the season as the triumvirate accounted for 26 of the Aztecs' 31 second-half points.

Below is a look at what the three seniors have accomplished in each game this season.

**Aztec Seniors**

Opponent	MP	FG	3FG	FT	R	F	A	TO	B	S	TP
EWU	103	15-36	2-11	11-13	15	11	6	8	0	1	43
at Portland	98	13-33	4-9	16-25	21	13	14	14	0	3	46
at Cal Poly	109	18-41	3-6	13-20	20	5	8	5	2	5	52
UCSD	81	16-31	7-12	5-8	12	3	15	4	0	2	44
Arizona	95	19-37	4-9	5-7	15	10	9	9	0	5	47
at LBSU	99	13-25	2-3	5-7	10	9	7	9	0	2	33
Hawai'i	98	14-28	2-2	11-15	11	5	7	8	1	5	41
at Houston	87	13-26	2-8	11-15	9	5	7	8	0	6	39
Fla. Atlantic	80	11-23	0-5	12-21	11	4	16	5	0	5	34
IPFW	73	11-23	0-4	4-6	8	2	11	5	1	2	26
LMU	89	15-30	0-4	14-18	3	7	8	6	1	2	44
Texas Tech	73	14-32	2-7	2-5	9	7	6	13	0	2	32
San Diego	81	12-24	1-3	11-21	9	7	12	10	1	0	36
at Air Force	103	11-20	2-4	8-8	15	5	8	5	0	3	32
Utah	102	13-26	2-2	6-13	19	7	6	10	0	1	34
BYU	102	16-30	5-9	15-20	12	11	6	8	2	0	52
at UNM	87	14-22	1-3	2-2	4	8	7	8	2	6	31
CSU	91	18-37	3-10	6-10	13	8	5	8	0	7	45
Wyoming	91	17-33	2-3	6-12	8	10	9	5	0	3	42
UNLV	87	19-37	1-6	4-7	11	7	8	6	2	1	43

In home games, the trio accounts for 54.8 percent of SDSU's points (563-of-1,028), 30.5 percent of rebounds (156-of-511 rebounds) and 56.9 percent of assists (124-of-218), translating to averages of 40.2 points, 11.1 rebounds and 8.9 assists in 89.2 minutes.

Conversely, the numbers are even more impressive when isolated to road games, in which the Aztec rotation has been tightened and the veterans have been depended upon for greater stretches. Bland, Mackell and Moore have combined for 233 points (56.7 percent of the Aztecs' 411 points on the road), 79-of-214 rebounds (36.9 percent) and 51-of-91 assists (56.0 percent). That works out to an average of 38.8 points, 13.2 rebounds and 8.5 assists in 97.2 minutes per game on the road.

**Aztec Seniors On The Road**

Opponent	MP	FG	3FG	FT	R	F	A	TO	B	S	TP
at Portland	98	13-33	4-9	16-25	21	13	14	14	0	3	46
at Cal Poly	109	18-41	3-6	13-20	20	5	8	5	2	5	52
at LBSU	99	13-25	2-3	5-7	10	9	7	9	0	2	33
at Houston	87	13-26	2-8	11-15	9	5	7	8	0	6	39
at Air Force	103	11-20	2-4	8-8	15	5	8	5	0	3	32
at UNM	87	14-22	1-3	2-2	4	8	7	8	2	6	31

**Bench Points**

When the Aztec roster received reinforcements beginning with the Dec. 7 Arizona game, the SDSU bench has stepped up its productivity and relieved some the scoring slack from the seniors and starting five. Through the first four games of the season, the Aztec bench had accounted for only 48 of the Aztecs' 308 points (15.6 percent), an average of 12 points per game. Since freshman Evan Burns (NCAA Initial Eligibility Waiver Committee ruling) and sophomore Chris Manker (NCAA 4-2-4 transfer rule) became eligible for the Arizona game and sophomore Travis Hanour (NCAA 4-2-4 transfer rule) joined the fold against Hawai'i, the Aztec reserves have nearly doubled their production by averaging 20.4 points per game (29.0 percent of SDSU's scoring) over the past 16 contests.



## Streak Buster

Streaks that San Diego State has broken in Steve Fisher's three-plus seasons.

### Overall:

- ▶ - 17-game losing streak
- ▶ - 17-game conference losing streak
- ▶ - 24-game road conference losing streak
- ▶ - 30-game road losing streak

### Teams and Locations:

- ▶ - 6-game losing streak to Wyoming
- ▶ - 8-game losing streak at Wyoming
- ▶ - 8-game losing streak to Brigham Young
- ▶ - 9-game losing streak to UNLV
- ▶ - 10-game losing streak to New Mexico
- ▶ - 10-game losing streak to Fresno State
- ▶ - 14-game losing streak to Utah
- ▶ - 16-game losing streak at New Mexico
- ▶ - 17-game losing streak at Colorado State.
- ▶ - First win at Las Vegas since 1979
- ▶ - Beat BYU twice in the same season for the first time since 1940

### Seasons:

- ▶ - Ended string of four consecutive seasons without a .500 record
- ▶ - Ended a string of 16 consecutive seasons without a postseason trip (NCAA or NIT)
- ▶ - Ended 16 consecutive seasons without winning a conference postseason tournament
- ▶ - Ended a string of 17 consecutive seasons without consecutive .500 or better records

The following is a look at SDSU's bench production in each game this season as well as its averages over the first four games of the season and the last 13 contests.

### First Four Games

Opponent	MP	FG	3FG	FT	R	F	A	TO	B	S	TP
EWU	36	4-6	0-1	2-5	1	6	4	1	0	2	10
at Portland	52+	6-12	2-6	3-5	11	15	5	6	0	1	17
at Cal Poly	45	1-12	0-3	2-2	7	4	6	3	0	2	4
UCSD	64	6-17	3-11	2-3	11	5	5	5	0	1	17

### Last 16 Games

Opponent	MP	FG	3FG	FT	R	F	A	TO	B	S	TP
Arizona	58	9-22	2-9	1-2	10	9	9	5	2	2	21
at LBSU	65	7-19	4-10	7-9	14	7	2	5	1	3	25
Hawai'i	50	4-14	1-4	2-4	8	6	3	3	2	3	11
at Houston	57	5-17	3-10	0-2	10	5	4	3	1	0	13
Fla. Atlantic	72	14-31	4-13	11-15	12	8	1	10	2	5	43
IPFW	91	10-23	7-15	6-11	17	10	7	8	1	3	33
LMU	58+	8-13	2-5	2-2	14	5	3	2	4	5	20
Texas Tech	76	9-19	4-11	0-1	11	9	5	6	1	2	22
San Diego	78	12-25	3-7	7-12	12	15	3	4	1	1	34
at Air Force	62	10-16	3-6	2-2	7	5	2	6	0	2	25
Utah	37+	5-15	3-9	1-2	6	6	0	1	1	1	14
BYU	59	7-16	2-7	0-0	10	10	1	5	0	1	16
at UNM	63	7-14	2-5	2-3	13	10	7	5	1	1	18
CSU	57	5-16	2-7	1-2	9	8	2	2	2	1	13
Wyoming	44	3-10	1-5	0-1	5	4	3	2	0	1	7
UNLV	58	3-12	3-8	2-2	6	4	3	6	2	1	11

## Aerick the Great

Forward Aerick Sanders got his junior campaign off to a fast start by registering 11 or more rebounds in a span of 5-of-6 games. For the season, Sanders has tallied nine or more rebounds in 13 games.

Sanders was an impressive presence in the post against Houston Dec. 21, as he recorded his first career double-double with career-bests in points (12) and rebounds (14) as well as a career-high four assists. He surpassed the points figure by scoring 14 and matched his career-high rebound total with 14 in the home win over Wyoming.

Sanders is third in the Mountain West with 8.8 rebounds per game, including a league-leading 3.95 offensive rebounds, as well as the conference's seventh-most blocks at 1.15 per contest.

The 40 minutes of action for Sanders against Eastern Washington was not only a career-high, but was more court time than the junior saw in any two games last season (last season's high was 20 minutes, with his previous career mark of 24 minutes set during his freshman campaign).

Last season, Sanders blocked 29 shots to rank seventh in the Mountain West Conference, and just missed cracking the school's all-time top-10 list.

He registered one block against UNLV and he stands eighth on SDSU's career blocked shots list with 67.

## Most Blocked Shots/Career

Pl.	Name, Years	Blocked Shots	To Tie
1.	Leonard Allen, 1982-85	214	
2.	Michael Cage, 1981-84	118	
3.	Joe McNaull, 1991-93	114	
4.	Marcelo Correa, 1997-01	100	33
5.	Rodney Hawkins, 1987-88	77	10
6.	Eddy Gordon, 1980-83	71	4
7.	Marty Dow, 1990-91	68	1
8.	<b>Aerick Sanders, 2001-02</b> ◀	<b>67</b>	
9.	Leon Carter, 1995-96	58	
10.	Marc Carter, 1994-95	55	

## Moore is Better

Healthy for the first time since becoming an Aztec, Deandre Moore has overcome previous season injuries such as a separated shoulder and shin splints to participate in every practice this season.

That, coupled with a rigorous off-season workout schedule, has the Aztec point guard 16 pounds lighter than a season ago and playing some of the best basketball of his career.

Moore is averaging a career-high 7.9 points through 20 games this season while dispensing an average of 4.4 assists, second in the MWC. He has also been one of the Aztecs' most indispensable players thus far, playing the team's second-most minutes (591) minutes for an average of 29.5 per contest.

The Compton, Calif., native produced his best game of the season to date against the best competition. Against top-ranked Arizona Dec. 7, Moore scored 16 points and dished out eight assists while limiting preseason Wooden Award candidate Jason Gardner to nine points on 1-of-10 shooting.

Moore has played 35 or more minutes in six games already in 2002. Last season, due to nagging injuries, Moore logged 35 minutes in only three of 33 games.

The senior guard broke the 300-assist barrier for his career against Portland and the Vanderbilt transfer entered the Aztecs' career top-10 list against Arizona. He has since entered the 300 assist club as an Aztec in moving into seventh place with 304 assists with SDSU.

## Most Assists/Career

Pl.	Name, Years	Assists	To Tie
1.	Tony Gwynn, 1978-81	590	
2.	Chad Nelson, 1994-97	412	
3.	Mark Delsman, 1974-77	376	
4.	Anthony Watson, 1983-86	356	56
5.	Keith Smith, 1982-83	349	45
6.	Dean Decker, 1977-78	307	3
7.	<b>Deandre Moore, 2001-02</b>	<b>304</b>	
8.	Ray Leary, 1974-76	279	
9.	Mike Dodd, 1976-79	277	
10.	Creon Dorsey, 1985-86	263	

## Top Two Scorers Gone, No Problem for Fisher

Some might see the departure of the Aztecs' top two scoring averages from the 2001-02 season - Al Faux (17.0 ppg) and Randy Holcomb (16.9 ppg) - as a problem, but Steve Fisher has overcome scoring departures in the past to produce big seasons.

Three times in his coaching career Fisher has had his top two scorers depart, but all three times he has led his team back to the postseason the following year.

In the 1990-91 season, Fisher lost his entire starting five, including Rumeal Robinson and Terry Mills, off a squad that went 23-8 and advanced to the second round of the NCAA Tournament. That season, Fisher guided his squad to the NIT.

In 1994-95, Fisher overcame the losses of Jalen Rose and Juwan Howard to put the Wolverines in the NCAA Tournament.

Most recently, in 1995-96, Fisher lost Ray Jackson and Jimmy King but still put together a 20-win season and guided Michigan to the NCAA Tournament.

## The Great Turnaround

Steve Fisher and the Aztecs' journey from perenni-

al basement dweller to NCAA

Tournament team is made all the more remarkable by the speed at which the turnaround was achieved.

Just three years ago in 1999-2000, the Aztecs won only five games, and two years ago in 2000-01, San Diego State finished seventh in the conference.

As if going from 5-23 in 1999-00 to 14-14 in 2000-01 wasn't enough, in the 2001-02 season the Aztecs went 21-12 for the second-highest win total in the school's Division I history.

Other accomplishments of the 2002 NCAA Tournament team:

► San Diego State made it to the postseason for just the fifth time in the school's 33 Division I seasons. The Aztecs advanced to the NCAA Tournament in 1975, 1976 and 1985 and to the postseason NIT in 1982, prior to participating in the Big Dance in March of 2002.

► The RPI is one barometer that shows the program's dramatic rise. For the seven seasons from 1993-94 to 1999-00, San Diego State had an average final RPI of 190. In the 2000-01 season, the Aztecs jumped to 154 in the final RPI. In 2001-02, the Aztecs jumped more than 100 positions in the ratings and ended the regular season at number 39 in the RPI, ahead of perennial powers such as Notre Dame (41), Villanova (43), Arkansas (46), Virginia (50), UNLV (51), Missouri (54), Louisville (61), Fresno State (64), Purdue (100), North Carolina (119), Seton Hall (125) and Michigan (142).

► With 21 victories last season, San Diego State posted its highest single-season victory total since the 1984-85 team went to the NCAA tournament and finished 23-8. This marked the third consecutive year, all under Steve Fisher, that the Aztecs bettered their win total from the previous season (4 to 5 to 14 to 21). The 21 victories are the second-highest victory total of the Division I era (beginning with the 1970-71 season) and surpasses the school's total in the previous two seasons combined.

► The Aztecs posted consecutive .500 or better seasons for the first time since the 1983-84 and 1984-85 seasons. The Aztecs, who went 14-14 in 2000-01, were 21-12 in 2001-02. Prior to the last two seasons, SDSU went 147-280 in the 15 seasons between the two winning stretches. The Aztecs averaged 9.8 wins between the 1985-86 and the 1999-00 seasons.

► The Aztecs finished league play with a 7-7 record, marking the first time SDSU finished .500 in conference action since the 1984-85 team claimed second in the WAC with an 11-5 mark. In the previous 15 seasons, the Aztecs averaged 3.9 league wins. After finishing no better than sixth place in a conference (Western Athletic or Mountain West) since the 1984-85 campaign and having an average finish of 7.7 in the previous 16 seasons, the Aztecs claimed a share of fourth place in the MWC in 2001-02.

► San Diego State set a school record in the 2001-02 season in both total home attendance (92,475) and average home attendance (6,165). In 15 home games,

### The Great Turnaround

Season	Record	RPI
1991-92	2-26	na
1992-93	8-21	na
1993-94	12-16	183
1994-95	11-17	218
1995-96	15-14	170
1996-97	12-15	198
1997-98	13-15	160
1998-99	4-22	284
1999-00 ◀	5-23	264
2000-01 ◀	14-14	154
2001-02 ◀	21-12	39
2002-03 ◀	12-8	*94

◀ - Indicates Fisher era. \* - as of 2/13

San Diego State shattered the previous school record for highest average, set back in 1981-82 when SDSU averaged 4,824. The 2001-02 average was a 36.1 percent increase over the previous season and a remarkable 135.4 percent increase over Steve Fisher's first season (1999-2000).

► The success on the court has generated media coverage unparalleled in the program's history. The Aztecs made a school-record 25 appearances on live television during the 2001-02 season, a marked increase over the year before Fisher's arrival, the 1998-99 campaign, when SDSU was on television nine times. In addition, San Diego State made the first two network television appearances in the program's history. In 2002-03, the SDSU regular-season schedule includes 20 live television appearances.

► Below is a look at the Aztecs' records since the start of the 2000-01 campaign. The record on the right shows how many games it took San Diego State to win the same number of games prior to the 2000-01 season.

### The Difference: Since/Before the '00-01 Season

Record	Since	Before
Record	47-34	47-87
Conference	14-21	14-53
Home Record	32-14	32-36
Away/Neutral Rec.	15-20	15-64



### The Breakdown

Steve Fisher's situational record.

#### Record By Location

Home	130-45
Away	58-75
Neutral	48-18

#### Record By Month

November	21-11
December	72-23
January	52-44
February	44-37
March	43-22
April	4-2

#### Games Decided By/In

1 point	13-7
2 points	14-9
5 points or less	65-44
Overtime	18-11

# STEVE FISHER

12th Full Season • Fourth Season at SDSU • Illinois State, 1967

Sometimes there are no adjectives. Sometimes the phrases don't do justice. Sometimes you just stick with the basic facts and let them tell the story.

A five-win season followed by a 14-win season. A 14-win season followed by 21 wins, a conference championship and a trip to the NCAA Tournament.

In three short seasons, Steve Fisher has changed the outlook, fortunes and expectations of San Diego State basketball. The Aztecs have been transformed from the ugly duckling that muddled through the first-ever Mountain West Conference campaign with an 0-14 record into a conference champion. It is a school that now regularly goes toe-to-toe with the West's best basketball programs on the court and in the recruiting wars. It may be the new program on the block but seniority rarely matters in the changing world of college athletics.

It is now Steve Fisher's program.

When Fisher arrived on the scene, he found a basketball program that wasn't good enough to be called average. The Aztecs had suffered through 13 losing seasons in 14 years. Members of the school's last NCAA team were in the early stages of middle age. The expectations were in place all right. The Aztecs were expected and expecting to lose. The year before his arrival San Diego State won just four games.

The hiring only dates back to March of 1999, so referring to the "Steve Fisher Era" at San Diego State might be considered a bit premature. But with the Aztec banner now flying over the Mountain West Conference, there is little doubt that San Diego State basketball has reached a new level.

On March 26, 1999, San Diego State announced its arrival on the basketball scene in the form of a news conference to introduce its new coach, Steve Fisher. Fresh from a stint with the Sacramento Kings and with three appearances in the Final Four and a national championship in his pocket, he rolled up his

sleeves and went to work. And work was needed. It looked to be a daunting challenge and yet the man with one of the highest winning percentages in NCAA Tournament history had no reservations.

No head-coaching career, at any level, started quicker than that of Steve Fisher. Six games into his head-coaching career he was undefeated and sporting a national championship ring. And the success didn't stop with the national title.

Fisher's eight-plus seasons at the University of Michigan produced a 184-82 (.692) record, nine post-season tournament berths and three trips to the NCAA championship game, including the magical run to the 1989 national title.

Under Fisher, the Wolverines also claimed an NIT championship, won at least 20 games four times and finished among the top three in the powerful Big Ten Conference five times. In 1995, Michigan set a league record by holding opponents to just 39.4 percent shooting from the floor.

Fisher and Company raised the bar even higher in the postseason. His seven NCAA Tournament teams at Michigan combined for a 20-6 record, ranking him fourth among active coaches and ninth in NCAA history with a winning percentage of .769 in the national bracket. Only 13 coaches have taken more teams to the Final Four, including just five that are still active. He is one of three coaches to take three squads to the Final Four in the first five years of a head-coaching career, and one of just six coaches to lead a team to the championship of the NIT as well as the NCAA.

His accomplishments may be even greater at San Diego State. Last season he led the Aztecs to the post-season for the first time since 1985 and for just the fourth time ever. The 21 wins are second most for the school as a Division I program and the most since 1985. The fact that those numbers came after just three seasons signifies what is one of the great recent turnarounds in college basketball.

## ► Steve Fisher Year-By-Year

Year	School	W	L	Pct.	Conference			Postseason/Honors
					W	L	Pct.	
1989	Michigan	6	0	1.000	-	-	-	NCAA Champions
1989-90	Michigan	23	8	.742	12	6	.667	NCAA Second Round
1990-91	Michigan	14	15	.483	7	11	.389	NIT First Round
1991-92	Michigan	25	9	.735	11	7	.611	NCAA Runner-Up, <i>Basketball Times</i> Coach of the Year
1992-93	Michigan	31	5	.861	15	3	.833	NCAA Runner-Up
1993-94	Michigan	24	8	.750	13	5	.722	NCAA Regional Finalist
1994-95	Michigan	17	14	.548	11	7	.611	NCAA First Round
1995-96	Michigan	20	12	.625	10	8	.556	NCAA First Round
1996-97	Michigan	24	11	.686	9	9	.500	NIT Champions
<b>Eight Full Seasons at UM</b>		<b>184</b>	<b>82</b>	<b>.692</b>	<b>88</b>	<b>56</b>	<b>.611</b>	<b>7 NCAA Tournaments, 9 Postseason Appearances</b>
Year	School	W	L	Pct.	W	L	Pct.	Postseason/Honors
1999-00	San Diego State	5	23	.179	0	14	.000	
2000-01	San Diego State	14	14	.500	4	10	.286	8th-most improved team in the country (Sagarin Ratings)
2001-02	San Diego State	21	12	.636	7	7	.500	NCAA First Round; Aztecs' first NCAA trip since 1985
2002-03	San Diego State	12	8	.632	3	4	.500	
<b>Four Seasons at SDSU</b>		<b>52</b>	<b>57</b>	<b>.477</b>	<b>14</b>	<b>35</b>	<b>.286</b>	<b>Improved record each of the last three seasons</b>
Year	School	W	L	Pct.	W	L	Pct.	Postseason/Honors
<b>12th-Full Season Career</b>		<b>236</b>	<b>139</b>	<b>.629</b>	<b>102</b>	<b>91</b>	<b>.528</b>	<b>8 NCAA Tournaments, 10 Postseason Appearances</b>



**Season/Career Highs****Points**

Season 13 at Portland, 11-27-02  
 Career 13 at Portland, 11-27-02

**Rebounds**

Season 7 vs. IPFW, 12-30-02  
 Career 7 vs. IPFW, 12-30-02

**Assists**

Season 5 at Cal Poly, 11-30-02  
 Career 5 at Cal Poly, 11-30-02

**Field Goals**

Season 4 at Portland, 11-27-02  
 Career 4 at Portland, 11-27-02  
 4 vs. UCSD, 11-27-01

**Field Goals Attempted**

Season 9 at Houston, 12-21-02  
 9 at Cal Poly, 11-30-02  
 Career 9 at Houston, 12-21-02  
 9 at Cal Poly, 11-30-02

**Three-Point Field Goals**

Season 2 vs. IPFW, 12-30-02  
 2 vs. UC San Diego, 12-2-02  
 2 at Portland, 11-27-02  
 Career 2 - five times

**Three-Point Field Goals Attempted**

Season 6 vs. UC San Diego, 12-2-02  
 6 at Portland, 11-27-02  
 Career 6 vs. UC San Diego, 12-2-02  
 6 at Portland, 11-27-02

**Free Throws**

Season 3 vs. Loyola Marymount, 1-3-03  
 3 at Portland, 11-27-02  
 Career 3 vs. Loyola Marymount, 1-3-03  
 3 at Portland, 11-27-02

**Free Throws Attempted**

Season 4 vs. Loyola Marymount, 1-3-03  
 Career 4 vs. Loyola Marymount, 1-3-03

**Steals**


Season 2 vs. IPFW, 12-30-02  
 2 vs. Florida Atlantic, 12-28-02  
 2 vs. Arizona, 12-7-02  
 Career 3 at NMSU, 11-24-01

**Blocked Shots**

Season 1 vs. UNLV, 2-11-03  
 Career 1 - five times

**Minutes Played**

Season 26 at Houston, 12-28-02  
 Career 26 at Houston, 12-28-02



# O • TOMMY JOHNSON

Guard • 6-4 • 185 • So.-1L

Los Angeles, Calif. (Crenshaw High)

Played in 18 of 20 games this season, missing two of the last seven contests - San Diego (3-8-03) and Utah (1-18-03)... Seen action in the last five games... Has played 10 or more minutes in consecutive games for the first time since the first two games in January... Played 12 minutes against UNLV (2-11-03) with three points and two rebounds... Saw 10 minutes of action contributing two points and one rebound vs. Wyoming (2-3-03)... Prior to that game, he played one minute vs. Colorado State (2-1-03), the fewest minutes he has logged in any game he has played after seeing 12 minutes of action at New Mexico (1-25-03)... Had four points, three rebounds and a team-high four assists against the Lobos... Missed the game against the Toreros because he arrived late to the arena and was a coach's decision versus the Utes... Came off the bench to score four points and add three offensive rebounds in just six minutes against Brigham Young (1-20-03)... Following his first DNP of the season against San Diego (3-8-03), he played 10 minutes against Air Force (1-11-03) scoring three points and adding two rebounds in 10 minutes off the bench... Prior to not playing against USD, Johnson had started the last six games at the wing position... They represent the first six starts of his career... Already set career bests this season in points, rebounds, assists and minutes played... Scored at least three points in the first 15 games in which he has played this season prior to being shutout against Colorado State (2-1-03)... In 17 games he has already produced far more statistically than in his entire freshman campaign (this season vs. last season: points: 93-31, rebounds: 47-18, assists: 33-7, minutes played: 286-120)... Made a three-point field goal in six of his last 11 games... Pulled down a career-high seven rebounds and added eight points in 18 minutes against IPFW (12-30-02)... Connected on 13-of-17 (76.5 percent) free-throw attempts this season after hitting 1-of-4 all of last season... Contributed two three-pointers to SDSU's record-setting barrage of 16 treys against UCSD (12-2-02)... Has the uncanny ability to make the big play at the big moment... Last season, he got a key offensive rebound and subsequent lay-in late in the second half as the Aztecs went on to defeat NCAA Tournament-bound Hawai'i (12-14-01)... Started his first career game against Hawai'i (12-14-02)... Played 21 minutes against the Rainbow Warriors scoring six points... Made the most of his opportunity against top-ranked Arizona by scoring five points and adding four assists in 17 minutes of action.

**2002-03 Game-By-Game Statistics**

Date	Opponent	S	MP	FG-FGA	3FG-FGA	FT-FTA	REB	PF	A	TO	BK	S	TP
N.23	Eastern Washington		17	3-5	0-1	1-2	0-0-0	2	4	1	0	0	7
N.27	at Portland		19	4-8	2-6	3-3	0-5-5	4	3	3	0	0	13
N.30	at Cal Poly		25	1-9	0-3	2-2	1-3-4	1	5	3	0	0	4
D.2	UC San Diego		17	2-8	2-6	0-0	1-1-2	0	1	1	0	0	6
D.7	Arizona		17	2-6	0-3	1-2	0-1-1	3	4	2	0	2	5
D.10	at Long Beach State		13	1-3	1-3	1-2	0-4-4	0	0	3	0	0	4
D.14	Hawai'i	S	21	3-5	0-1	0-0	0-0-0	4	0	0	0	1	6
D.21	at Houston	S	26	3-9	1-4	0-0	3-2-5	1	1	1	0	1	7
D.28	Florida Atlantic	S	23	3-8	1-4	0-0	1-1-2	4	3	0	0	2	7
D.30	IPFW	S	18	3-6	2-4	0-0	1-6-7	3	1	4	0	2	8
J.3	Loyola Marymount	S	20	1-8	0-3	3-4	1-3-4	1	3	0	0	0	5
J.6	Texas Tech	S	19	2-6	1-4	0-0	1-1-2	2	3	3	0	1	5
J.8	San Diego						DNP-CD						
J.11	at Air Force*		10	1-3	1-1	0-0	0-2-2	2	0	2	0	0	3
J.18	Utah*						DNP-CD						
J.20	Brigham Young*		6	2-4	0-1	0-0	1-0-3	1	0	0	0	0	4
J.25	at New Mexico*		12	1-3	0-0	2-2	1-2-3	2	4	3	0	0	4
F.1	Colorado State*		1	0-0	0-0	0-0	0-0-0	0	0	0	0	0	0
F.3	Wyoming*		10	1-4	0-0	0-0	0-1-1	0	0	0	0	0	2
F.11	UNLV*		12	1-3	1-1	0-0	0-2-2	1	1	1	1	1	3
F.15	at Utah*												
F.17	at Brigham Young*												
F.22	Air Force*												
F.24	New Mexico*												
M.1	at Wyoming*												
M.3	at Colorado State*												
M.8	at UNLV*												

\* - Indicates Mountain West Conference game. S - Indicates started game.

**► Johnson Career Statistics**

Year	G-GS	Min.-Avg.	FG-FGA	Pct.	3P-3PA	Pct.	FT-FTA	Pct.	OR	DR	Reb	Avg.	PF-D	AT	TO	BS	ST	Pts.	Avg.
01-02	20-0	120-6.0	12-33	.364	6-18	.333	1-4	.250	5	13	18	0.9	21-0	7	4	4	4	31	1.5
02-03	18-6	286-15.9	34-98	.347	12-45	.267	13-17	.765	13	34	47	2.6	31-0	33	27	1	10	93	5.2
<b>Totals</b>	<b>38-6</b>	<b>406-10.7</b>	<b>46-131</b>	<b>.351</b>	<b>18-63</b>	<b>.286</b>	<b>14-21</b>	<b>.667</b>	<b>18</b>	<b>47</b>	<b>65</b>	<b>1.7</b>	<b>52-0</b>	<b>40</b>	<b>31</b>	<b>5</b>	<b>14</b>	<b>124</b>	<b>3.3</b>

## Season/Career Highs

## Points

Season	16 vs. Arizona, 12-7-02
Career	20 vs. Oklahoma State, 12-30-00

## Rebounds

Season	9 vs. Utah, 1-18-03
Career	9 vs. Utah, 1-18-03

## Assists

Season	8 vs. Arizona, 12-7-02
	8 vs. UC San Diego, 12-2-02
Career	11 vs. Wyoming, 3-1-01
	11 vs. CS Sacramento, 12-2-00

## Field Goals

Season	6 vs. Arizona, 12-7-02
Career	6 vs. Arizona, 12-7-02
	6 vs. Oklahoma State, 12-30-00

## Field Goals Attempted

Season	9 vs. Colorado State, 2-1-03
	9 vs. Arizona, 12-7-02
	9 at Cal Poly, 11-30-02
	9 at Portland, 11-27-02
Career	14 at UC Santa Barbara, 12-6-00

## Three-Point Field Goals

Season	3 vs. Brigham Young, 1-20-03
	3 at Portland, 11-27-02
Career	4 vs. Brigham Young, 2-11-02
	4 vs. Oklahoma State, 12-30-00

## Three-Point Field Goals Attempted

Season	6 vs. Colorado State, 2-1-03
	6 at Portland, 11-27-02
	6 vs. Eastern Wash., 11-23-02
Career	8 at UC Santa Barbara, 12-6-00

## Free Throws

Season	5 at Portland, 11-27-02
Career	5 - four times

## Free Throws Attempted

Season	7 at Portland, 11-27-02
Career	8 - three times

## Steals

Season	7 vs. Colorado State, 2-1-03
Career	7 vs. Colorado State, 2-1-03

## Blocked Shots

Season	1 vs. UNLV, 2-11-03
Career	1 - six times

## Minutes Played

Season	37 vs. Arizona, 12-7-02
	37 at Cal Poly, 12-2-02
	37 at Portland, 11-27-02
Career	43 at UC Santa Barbara, 12-6-00



## 1 • DEANDRE MOORE

Guard • 5-10 • 191 • Sr.-2L

Compton, Calif. (Compton High/Vanderbilt Univ.)

**MWC Rankings: 2nd in assists, 2nd in steals, 3rd in assist-to-turnover ratio, 7th in three-point field goal percentage, 11th in three-point field goals made.** Ranks in the top four of seven different MWC statistical categories... Played just 85 minutes in the last four games (21.3 mpg) due to the flu and foul trouble (had four or more fouls in three of the last four games)... Coming off his most unproductive game of the season against UNLV (2-11-03) fouling out in 18 minutes of action with no points, one rebound and three assists... First time he has failed to score in a game this season... In the previous two games combined (covering 43 minutes), Moore had 18 points, five rebounds, eight assists and nine steals... Despite playing just 21 minutes, he still recorded a career-high seven steals and added 11 points and three assists vs. Colorado State (2-1-03)... Made 13 of his last 27 (48.1 percent) from three-point range... Pulled down 29 rebounds in his last seven games (4.1 rpg), including a career-high nine in the win vs. Utah (1-18-03)... In fact, posted back-to-back career highs for rebounds with eight against Air Force (1-11-03) and nine vs. Utah... Career SDSU ranks: 7th in assists (304), 7th in games started (63), 8th 3-point field goals (71), 8th 3-point field goal percentage (36.0) and 10th in the steals list (105)... Played 36 minutes and posted 11 points, eight rebounds, four assists and no turnovers at Air Force (1-11-03)... Played 35 or more minutes in five of the first seven games this season after failing to play more than 35 minutes in any contest last season... Averaging 30.2 minutes per contest... Already scored 159 points this season after tallying 119 all of last season when he averaged 3.6 ppg... Dished out seven assists against IPFW marking the fourth time this season he has had seven or more assists in a game this season... Made a three-point field goal in the first eight games of the season and is 28-of-65 from three-point range this season (43.1 percent)... Led San Diego State in scoring for just the second time in his career, posting a season-best 16 points and adding a game-high eight assists against top-ranked Arizona (12-7-02)... Won the head-to-head battle with preseason All-American choice Jason Gardner (1-10 FGs, nine points, six assists) in that contest... Pulled down seven rebounds in the game at Cal Poly (11-30-02)... Worked incredibly hard during the off-season resulting in a stronger, leaner, more efficient point guard... Lost 16 pounds over the summer and begins a season healthy for the first time in his San Diego State career (separated shoulder his sophomore season and shin splints his junior season)... Seven double-digit scoring games this season, 22 in his career... Led SDSU in assists 12 times this season and 30 times in his career... Led Aztecs in rebounding twice this season and four times in his career.

## 2002-03 Game-By-Game Statistics

Date	Opponent	S	MP	FG-FGA	3FG-FGA	FT-FTA	REB	PF	A	TO	BK	S	TP
N.23	Eastern Washington	S	36	3-8	2-6	0-0	1-3-4	5	4	6	0	1	8
N.27	at Portland	S	37	3-9	3-6	5-7	2-4-6	3	7	9	0	1	14
N.30	at Cal Poly	S	37	4-9	1-3	1-3	2-5-7	4	6	2	0	3	10
D.2	UC San Diego	S	27	4-7	3-5	0-0	0-1-1	2	8	2	0	1	11
D.7	Arizona	S	37	6-9	2-3	2-2	1-2-3	4	8	4	0	1	16
D.10	at Long Beach State	S	35	2-5	1-2	0-0	0-2-2	3	3	1	0	2	5
D.14	Hawaii	S	32	2-4	1-1	2-2	0-1-1	2	5	2	0	3	7
D.21	at Houston	S	28	2-4	2-4	4-6	1-1-2	3	1	1	0	3	10
D.28	Florida Atlantic	S	23	2-7	0-3	1-2	0-2-2	2	5	3	0	3	5
D.30	IPFW	S	26	3-5	0-2	0-0	0-4-4	1	7	3	0	0	6
J.3	Loyola Marymount	S	30	1-6	0-3	0-0	0-2-2	4	3	2	0	1	2
J.6	Texas Tech	S	32	3-7	2-4	0-0	0-3-3	1	2	5	0	1	8
J.8	San Diego	S	23	1-3	0-1	2-2	2-0-2	3	4	2	0	0	4
J.11	at Air Force*	S	36	3-6	1-1	4-4	1-7-8	3	4	0	0	3	11
J.18	Utah*	S	33	3-8	2-2	0-1	1-8-9	5	3	3	0	0	8
J.20	Brigham Young*	S	34	3-5	3-5	0-0	2-1-3	3	4	3	0	0	9
J.25	at New Mexico*	S	24	3-6	1-3	0-0	0-3-3	4	2	2	0	2	7
F.1	Colorado State*	S	21	4-9	2-6	1-2	1-1-2	3	3	2	0	7	11
F.3	Wyoming*	S	22	2-6	2-3	1-3	0-3-3	4	5	1	0	2	7
F.11	UNLV*	S	18	0-3	0-2	0-0	0-1-1	5	3	1	1	0	0
F.15	at Utah*												
F.17	at Brigham Young*												
F.22	Air Force*												
F.24	New Mexico*												
M.1	at Wyoming*												
M.3	at Colorado State*												
M.8	at UNLV*												

\* - Indicates Mountain West Conference game. S - Indicates started game.

## ► Moore Career Statistics

Year	G-GS	Min.-Avg.	FG-FGA	Pct.	3P-3PA	Pct.	FT-FTA	Pct.	OR	DR	Reb	Avg.	PF-D	AT	TO	BS	ST	Pts	Avg.
98-99	29-9	546-18.8	29-77	.377	13-42	.310	26-47	.553	11	39	50	1.7	50-0	78	45	1	24	97	3.3
00-01	25-24	732-29.3	52-138	.377	20-73	.274	45-70	.643	14	70	84	3.4	60-2	124	56	2	38	169	6.8
01-02	33-19	831-25.2	38-91	.418	23-59	.390	20-41	.488	11	51	62	1.9	84-3	93	45	2	33	119	3.6
02-03	20-20	591-29.5	54-126	.429	28-65	.431	23-34	.676	14	54	68	3.4	64-3	87	54	1	34	159	7.9
<b>Totals</b>	<b>107-72</b>	<b>2700-25.2</b>	<b>173-432</b>	<b>.400</b>	<b>84-239</b>	<b>.351</b>	<b>114-192</b>	<b>.594</b>	<b>50</b>	<b>214</b>	<b>264</b>	<b>2.5</b>	<b>258-8</b>	<b>382</b>	<b>200</b>	<b>6</b>	<b>129</b>	<b>544</b>	<b>5.1</b>

## Season/Career Highs

## Points

Season 29 vs. Loyola Marymount, 1-3-03  
 Career 33 vs. Houston, 1-29-02

## Rebounds

Season 8 at Portland, 11-27-02  
 Career 8 - four times

## Assists

Season 8 vs. San Diego, 1-8-03  
 8 vs. Florida Atlantic, 12-21-02  
 Career 9 vs. Norfolk State, 11-21-01

## Field Goals

Season 11 vs. Loyola Marymount, 1-3-03  
 Career 12 vs. Houston, 1-29-02

## Field Goals Attempted

Season 21 vs. Arizona, 12-7-02  
 Career 21 vs. Arizona, 12-7-02

## Three-Point Field Goals

Season 4 vs. UC San Diego, 12-2-02  
 Career 4 vs. UC San Diego, 12-2-02  
 4 vs. Norfolk State, 11-21-01

## Three-Point Field Goals Attempted

Season 7 vs. UC San Diego, 12-2-02  
 Career 9 vs. Notre Dame, 1-16-00

## Free Throws

Season 7 vs. Utah, 1-20-03  
 7 vs. Loyola Marymount, 1-3-03  
 7 at Cal Poly, 11-30-02  
 Career 8 vs. Northern Iowa, 11-16-01

## Free Throws Attempted

Season 14 vs. San Diego, 1-8-03  
 Career 14 vs. San Diego, 1-8-03

## Steals

Season 3 at Houston, 12-21-02  
 Career 4 at Wyoming, 2-18-02  
 4 at Providence, 2-5-00

## Blocked Shots

Season 2 at Cal Poly, 11-30-02  
 Career 3 vs. Wyoming, 1-21-02

## Minutes Played

Season 39 vs. Eastern Wash., 11-23-02  
 Career 43 vs. Wyoming, 1-21-02



## 4 • TONY BLAND

Guard • 6-5 • 201 • Sr.-1L

Los Angeles, Calif. (Westchester High/Syracuse Univ.)

**MWC Rankings:** 2nd in assist-to-turnover ratio, 4th in assists, 5th in scoring, 15th in free throw percentage. Co-captain of the 2002-03 Aztecs... Each of his first three collegiate seasons has resulted in a 20-win season and a trip to the NCAA tournament... Became the first player in Mountain West Conference history last season to rank in the league's top 10 in scoring and assists and the top 20 in rebounding in the same season... Ranks in the top five of three MWC statistical categories... Regularly faces the opponents' top offensive threat... Made 89 of his last 177 FGs (50.3 percent) after connecting on just 30 of his first 83 (36.1 percent)... Shooting 54.0 percent from the floor in seven Mountain West Conference games... Made 10-of-18 field goal attempts en route to 21 points, five assists and four rebounds vs. UNLV (2-11-03)... That marked his fourth 20+ scoring game of the season and the 15th of his career... Scored a game-high 19 points on 7-of-12 shooting from the floor, adding four assists and three rebounds in 37 minutes against Wyoming (2-3-03)... Had a 19-point performance on 8-of-15 shooting against Colorado State (2-1-03)... At New Mexico (1-25-03) he overcame the flu to connect on 6-of-9 shooting en route to 14 points, while holding Ruben Douglas, the nation's third leading scorer, to 4-of-17 shooting from the floor... His seven league performances are the latest in a string of quality games the senior has put together... Tied for team-high honors with 13 points on 5-of-9 shooting and added five rebounds and two assists vs. Utah (1-18-03)... Had 11 points, five rebounds and three assists in 35 minutes of action at Air Force (1-11-03) after a great all-around game with 17 points, eight assists and six rebounds in the victory over USD (1-8-03)... Scored a season high 29 points on 11-of-18 shooting against Loyola Marymount (1-3-03)... Scored his 1,000th career point against Florida Atlantic (12-28-02)... In that same game against the Owls, he recorded his 250th career assist... Now has 1,196 career points, 840 have come while a member of the Aztecs... Started 52-of-53 games on the Mesa since transferring from Syracuse (lone non-start was senior night last season when coach Fisher started the five seniors)... Team rankings: first in minutes (682), first in scoring (16.0), second in assists (3.6) and third on the squad in rebounds (73 total)... Hit a trey in his final attempt against USD (1-8-03) to snap an 0-for-13 from three-point range in the last five-plus games after making 11 of his first 26 attempts (42.3 percent) from three-point range... Now made six of his last 16 (37.5 percent) from three-point range... Led SDSU in scoring a team-high 12 times this season and 21 times in his career... Seven times this season and 21 times in his career he has been SDSU's assist leader in a game... Has 17 double-digit scoring games this season and 62 in his career.

## 2002-03 Game-By-Game Statistics

Date	Opponent	S	MP	FG-FGA	3FG-FGA	FT-FTA	REB	PF	A	TO	BK	S	TP
N.23	Eastern Washington	S	39	5-17	0-5	6-7	2-3-5	1	2	1	0	0	16
N.27	at Portland	S	33	5-12	1-3	4-6	4-4-8	5	5	2	0	1	15
N.30	at Cal Poly	S	35	6-16	2-3	7-8	2-4-6	0	1	0	2	0	21
D.2	UC San Diego	S	27	7-17	4-7	0-0	1-2-3	1	6	0	0	1	18
D.7	Arizona	S	34	7-21	2-6	0-0	2-2-4	1	1	1	0	2	16
D.10	at Long Beach State	S	35	5-10	1-1	0-2	1-1-2	1	4	2	0	0	11
D.14	Hawaii	S	35	6-8	1-1	6-9	0-2-2	1	1	4	0	1	19
D.21	at Houston	S	32	2-9	0-4	3-5	1-3-4	0	6	3	0	3	7
D.28	Florida Atlantic	S	30	3-7	0-2	3-8	1-4-5	1	8	2	0	2	9
D.30	IPFW	S	24	4-11	0-2	1-2	0-0-0	0	4	0	1	2	9
J.3	Loyola Marymount	S	37	11-18	0-1	7-8	0-0-0	1	3	1	1	1	29
J.6	Texas Tech	S	27	6-14	0-3	1-4	1-2-3	3	3	4	0	1	13
J.8	San Diego	S	38	5-13	1-2	6-14	0-6-6	0	8	5	1	0	17
J.11	at Air Force*	S	35	3-7	1-3	4-4	1-4-5	0	3	2	0	0	11
J.18	Utah*	S	37	5-9	0-0	3-5	1-4-5	2	2	4	0	0	13
J.20	Brigham Young*	S	38	8-17	2-4	7-10	1-2-3	3	2	3	1	0	25
J.25	at New Mexico*	S	36	6-9	0-0	2-2	0-1-1	1	2	1	1	2	14
F.1	Colorado State*	S	38	8-15	1-4	2-3	1-3-4	1	1	2	0	0	19
F.3	Wyoming*	S	37	7-12	0-0	4-5	1-2-3	2	4	2	0	1	18
F.11	UNLV*	S	35	10-18	1-4	0-0	1-3-4	0	5	1	1	1	21
F.15	at Utah*												
F.17	at Brigham Young*												
F.22	Air Force*												
F.24	New Mexico*												
M.1	at Wyoming*												
M.3	at Colorado State*												
M.8	at UNLV*												

\* - Indicates Mountain West Conference game. S - Indicates started game.

## ► Bland Career Statistics

Year	G-GS	Min.-Avg.	FG-FGA	Pct.	3P-3PA	Pct.	FT-FTA	Pct.	OR	DR	Reb	Avg.	PF-D	AT	TO	BS	ST	Pts	Avg.
98-99	32-1	502-15.7	53-124	.427	12-40	.300	24-40	.600	13	31	44	1.4	35-1	51	46	8	27	142	4.4
99-00	32-32	669-20.9	86-194	.443	22-70	.314	20-32	.625	16	36	52	1.6	38-1	55	36	10	33	214	6.7
01-02	33-32	1140-34.5	185-416	.445	29-81	.358	120-169	.710	33	98	131	4.0	52-0	112	95	11	34	519	15.7
02-03	20-20	682-34.1	119-260	.458	17-55	.309	66-102	.647	21	52	73	3.7	24-1	71	40	8	18	321	16.0
<b>Totals</b>	<b>117-85</b>	<b>2993-25.6</b>	<b>443-994</b>	<b>.446</b>	<b>80-245</b>	<b>.327</b>	<b>230-343</b>	<b>.671</b>	<b>83</b>	<b>217</b>	<b>300</b>	<b>2.6</b>	<b>149-3</b>	<b>289</b>	<b>217</b>	<b>37</b>	<b>112</b>	<b>1196</b>	<b>10.2</b>



**Season/Career Highs****Points**

Season	11 vs. Florida Atlantic, 12-28-02
Career	11 vs. Florida Atlantic, 12-28-02 11 at Oregon State, 2-2-01

**Rebounds**

Season	7 vs. Utah, 1-18-03
Career	7 vs. Utah, 1-18-03

**Assists**

Season	2 vs. Colorado State, 2-1-03 2 vs. Utah, 1-18-03 2 vs. San Diego, 1-8-03 2 vs. IPFW, 12-30-02 2 vs. Hawai'i, 12-14-02
Career	3 vs. Washington State, 2-10-01

**Field Goals**

Season	4 vs. Florida Atlantic, 12-28-02
Career	4 vs. Florida Atlantic, 12-28-02 4 at Oregon State, 2-2-01

**Field Goals Attempted**

Season	11 vs. Colorado State, 2-1-03
Career	11 vs. Colorado State, 2-1-03

**Three-Point Field Goals**

Season	2 vs. Florida Atlantic, 12-28-02 2 at Houston, 12-21-02
Career	3 at Oregon State, 2-2-01

**Three-Point Field Goals Attempted**

Season	7 vs. Colorado State, 2-1-03
Career	7 vs. Colorado State, 2-1-03

**Free Throws**

Season	2 vs. Colorado State, 2-1-03 2 vs. Utah, 1-18-03 2 vs. Hawai'i, 12-14-02
Career	4 vs. Saint Mary's, 12-2-00

**Free Throws Attempted**

Season	4 vs. Hawai'i, 12-14-02
Career	4 vs. Hawai'i, 12-14-02 4 vs. Saint Mary's, 12-2-00

**Steals**

Season	2 vs. Texas Tech, 1-6-03
Career	2 vs. Texas Tech, 1-6-03

**Blocked Shots**

Season	1 vs. UNLV, 2-11-03 1 vs. San Diego, 1-8-03 1 vs. Texas Tech, 1-6-03 1 vs. Florida Atlantic, 12-28-02 1 vs. Hawai'i, 12-14-02
Career	2 vs. Chaminade, 11-20-00

**Minutes Played**

Season	35 vs. Utah, 1-18-03
Career	35 vs. Utah, 1-18-03



# 5 • TRAVIS HANOUR

Guard • 6-7 • 198 • So.-TR

Laguna Beach, Calif. (Laguna Beach High/ Univ. of Arizona)

Played in 13 games this season and has drawn the starting assignment five times... Has only missed one game (sick vs. Loyola Marymount, 1-3-03) since being eligible per the NCAA's 4-2-4 transfer rule (missed first six games of the season)... His starts were against San Diego (1-8-03), at Air Force (1-11-03), vs. Utah (1-18-03) vs. Brigham Young (1-20-03) and vs. Colorado State (2-1-03)... Those five starts represent the first four starts of his career... Had a strong performance with three points and three rebounds in 13 minutes vs. UNLV (2-11-03)... Played only six minutes vs. Wyoming (2-3-03), but pulled down three rebounds and dished out an assist... Had a tough shooting night against the Rams when he connected on 1-of-11 from the field, including 1-of-7 from three-point range... Despite the tough shooting night, Hanour played well recording five points, four rebounds and two assists in 26 minutes of action... Connected on 1-of-2 field goal attempts against New Mexico... Prior to that game, he suffered his first scoreless game as a member of the Aztecs, grabbing one rebound in 14 minutes of action against Brigham Young (1-20-03)... Had a career-best 35 minutes against Utah (1-18-03) which resulted in four points and a career-high seven rebounds against the Utes... Scored three points and added six rebounds in 20 minutes of action against San Diego... Returned from a one-game hiatus due to the flu with a strong performance against Texas Tech (1-6-03)... Played 22 minutes, with five points, two rebounds, two steals, one assist and two blocked shots against the Red Raiders... Continues to play better and is becoming more efficient as his game experience increases at San Diego State... In his first three games at San Diego State his playing time increased (16-18-21), his point production increased (4-6-11) and his rebound total increased (2-4-4)... That trend changed slightly in the Aztecs blowout victory against IPFW (12-30-02), when he scored three points, tied a career-high with five rebounds and added two assists in 19 minutes of action... Scored 11 points in 21 minutes of action against Florida Atlantic (12-28-02)... The 11 points tied a career high in 21 minutes... Played 16 minutes in his debut against Hawai'i (12-14-02) and scored four points while adding two rebounds and two assists... As an example of his all-around abilities, Hanour recorded a basket, a rebound, an assist and a blocked shot in his first 100 seconds on the court... Was a projected to be a starter at Arizona last season before electing to transfer... Reunited with high school teammate Chris Manker after competing against him in the Pac-10 while at Arizona and Manker was at Oregon State.

**2002-03 Game-By-Game Statistics**

Date	Opponent	S	MP	FG-FGA	3FG-FGA	FT-FTA	REB	PF	A	TO	BK	S	TP
N.23	Eastern Washington			DNP (NCAA 4-2-4 Transfer Rule)									
N.27	at Portland			DNP (NCAA 4-2-4 Transfer Rule)									
N.30	at Cal Poly			DNP (NCAA 4-2-4 Transfer Rule)									
D.2	UC San Diego			DNP (NCAA 4-2-4 Transfer Rule)									
D.7	Arizona			DNP (NCAA 4-2-4 Transfer Rule)									
D.10	at Long Beach State			DNP (NCAA 4-2-4 Transfer Rule)									
D.14	Hawai'i		16	1-4	0-2	2-4	0-2-2	3	2	2	1	0	4
D.21	at Houston		18	2-6	2-4	0-1	1-3-4	1	1	1	0	0	6
D.28	Florida Atlantic		21	4-8	2-4	1-2	1-3-4	1	0	1	1	0	11
D.30	IPFW		19	1-3	1-3	0-0	2-3-5	1	2	2	0	0	3
J.3	Loyola Marymount					DNP-Inj.							
J.6	Texas Tech		22	2-7	1-5	0-0	0-2-2	2	1	2	1	2	5
J.8	San Diego	S	20	1-5	1-4	0-0	1-5-6	2	2	1	1	0	3
J.11	at Air Force*	S	17	0-1	0-1	2-2	0-3-3	1	1	0	0	1	2
J.18	Utah*	S	35	1-5	0-2	2-2	2-5-7	1	2	1	0	1	4
J.20	Brigham Young*	S	14	0-0	0-0	0-0	0-1-1	1	1	2	0	0	0
J.25	at New Mexico*		8	1-2	0-0	0-0	0-0-0	1	1	0	0	0	2
F.1	Colorado State*	S	26	1-11	1-7	2-2	3-1-4	2	2	0	0	0	5
F.3	Wyoming*		6	0-0	0-0	0-1	0-3-3	2	1	0	0	0	0
F.11	UNLV*		13	1-3	1-2	0-0	1-2-3	1	0	1	1	0	3
F.15	at Utah*												
F.17	at Brigham Young*												
F.22	Air Force*												
F.24	New Mexico*												
M.1	at Wyoming*												
M.3	at Colorado State*												
M.8	at UNLV*												

\* - Indicates Mountain West Conference game. S - Indicates started game.

**► Hanour Career Statistics**

Year	G-GS	Min.-Avg.	FG-FGA	Pct.	3P-3PA	Pct.	FT-FTA	Pct.	OR	DR	Reb	Avg.	PF-D	AT	TO	BS	ST	Pts.	Avg.
00-01	20-0	175-8.8	19-56	.339	5-27	.185	18-20	.900	5	23	28	1.4	9-0	12	17	3	5	61	3.1
02-03	13-5	235-18.1	15-55	.273	9-34	.265	9-14	.643	11	33	44	3.4	19-0	16	13	5	4	48	3.7
<b>Totals</b>	<b>33-5</b>	<b>410-12.4</b>	<b>34-111</b>	<b>.306</b>	<b>14-61</b>	<b>.230</b>	<b>27-34</b>	<b>.794</b>	<b>16</b>	<b>56</b>	<b>72</b>	<b>2.2</b>	<b>28-0</b>	<b>28</b>	<b>30</b>	<b>8</b>	<b>9</b>	<b>109</b>	<b>3.3</b>

**Season/Career Highs****Points**

Career 18 vs. UC San Diego, 12-2-02  
18 at Portland, 11-27-02

**Rebounds**

Career 4 vs. San Diego, 1-8-03  
4 vs. UC San Diego, 12-2-02  
4 at Portland, 11-27-02

**Assists**

Career 2 vs. San Diego, 1-8-03  
2 vs. IPFW, 12-30-02  
2 at Long Beach State, 12-10-02  
2 at Portland, 11-27-02

**Field Goals**

Career 6 vs. UC San Diego, 12-2-02

**Field Goals Attempted**

Career 12 at Portland, 11-27-02

**Three-Point Field Goals**

Career 6 vs. UC San Diego, 12-2-02

**Three-Point Field Goals Attempted**

Career 10 vs. UC San Diego, 12-2-02

**Free Throws**

Career 4 at Portland, 11-27-02

**Free Throws Attempted**

Career 4 at Portland, 11-27-02

**Steals**


Career 2 vs. IPFW, 12-30-02

**Blocked Shots**

Career none

**Minutes Played**

Career 31 at Portland, 11-27-02



# 11 • STEVE SIR

Guard • 6-6 • 201 • Fr.-RS

Minnetonka, Minn. (Cretin Derham Hall High)

**MWC Rankings: 9th in three-point field goals made, 14th in three-point field goal percentage.**

Currently in a 2-for-14 (14.3 percent) slump from three-point range which covers the last four games... Prior to that he had connected on nine of his last 19 attempts (47.4 percent) from bonus distance... Despite struggling from the field, the freshman did contribute three rebounds in 26 minutes of action at New Mexico (1-25-03), his second highest playing total of his career... Although his college career has consisted of just 20 games, his shooting skills are already the stuff of legend... A redshirt freshman, Sir's shooting skills reached near legendary status last season through his practice shooting... At the first team workout this season he connected on 99-of-100 free throws... Earlier this season, he capped a two-and-a-half hour practice by making 23 consecutive three-point field goals (he had to make 10 straight to keep the team from running)... He capped another practice last month by making 42 straight free throws... Before the season started, Sir tried to make 300 three-pointers outside of practice... Regularly the first person on the court and nearly always is the last one to leave... Recorded just his third scoreless game of the season against Colorado State (2-1-03)... Connected on two treys en route to six points against Brigham Young (1-20-03)... Made two treys in five attempts ending the game with eight points at Air Force (1-11-03)... Had a great game against USD (1-8-03) when he connected on 3-of-6 three-point attempts en route to a nine-point, career-high tying four rebound and career-high tying two assist performance in 19 minutes of action... Broke out of a two-game shooting slump by connecting on 2-of-5 three-point field goals for six points in 18 minutes against IPFW (12-30-02)... Added two assists and two rebounds in that contest and his 18 minutes... Made multiple treys in the first five games of the season and 10 times this season... Has at least one three-point field goal in 14-of-20 games this season... Has connected on 32-of-89 three-point field goals (36.0 percent) and on nine of his 10 free-throw attempts this season... 32 of his 36 made field goals and 89 of his 98 attempts are from behind the arc... Has committed just 20 turnovers in 307 minutes of action and is averaging one foul per 19.2 minutes of court time... Has a three-point field goal-to-turnover ratio of 1.6-to-1... Averaging 14.7 points per 40 minutes.

**SDSU Most 3-Point FGs/Season**

Pl.	Name, Years	3FGs	To Tie
1.	Tony Ross, 1986-87	103	
	---		
8.	Josko Visnjvic, 1997-98	55	
9.	Michael Best, 1988-89	51	19
10.	Derric Croft, 1993-94	49	17
nr.	<b>Steve Sir, 2002-03</b>	<b>32</b>	

**2002-03 Game-By-Game Statistics**

Date	Opponent	S	MP	FG-FGA	3FG-FGA	FT-FTA	REB	PF	A	TO	BK	S	TP
N.23	Eastern Washington	S	21	2-8	2-6	3-3	1-0-1	0	1	2	0	1	9
N.27	at Portland	S	31	5-12	4-9	4-4	0-4-4	3	2	0	0	0	18
N.30	at Cal Poly	S	18	3-6	3-6	0-0	0-0-0	2	1	1	0	0	9
D.2	UC San Diego	S	25	6-10	6-10	0-0	1-3-4	0	1	3	0	0	18
D.7	Arizona	S	18	2-7	2-7	0-0	0-1-1	1	0	1	0	1	6
D.10	at Long Beach State	S	12	1-4	0-2	0-0	0-1-1	0	2	3	0	0	2
D.14	Hawai'i		9	2-2	1-1	0-0	0-1-1	1	1	0	0	1	5
D.21	at Houston		11	1-6	1-6	0-0	0-1-1	1	1	0	0	0	3
D.28	Florida Atlantic		10	0-3	0-3	0-0	0-1-1	1	1	0	0	0	0
D.30	IPFW		18	2-5	2-5	0-0	0-2-2	0	2	1	0	2	6
J.3	Loyola Marymount		8	0-1	0-1	2-2	0-0-0	0	1	0	0	0	2
J.6	Texas Tech		12	2-3	2-3	0-0	0-0-0	0	1	1	0	0	6
J.8	San Diego		19	3-6	3-6	0-1	0-4-4	3	2	0	0	0	9
J.11	at Air Force*		24	3-6	2-5	0-0	0-0-0	1	1	3	0	0	8
J.18	Utah*		7	0-2	0-2	0-0	0-1-1	0	0	0	0	0	0
J.20	Brigham Young*		17	2-3	2-3	0-0	1-0-1	1	0	3	0	0	6
J.25	at New Mexico*	S	26	1-7	1-7	0-0	0-3-3	0	0	0	0	0	3
F.1	Colorado State*		7	0-2	0-2	0-0	0-0-0	1	0	1	0	0	0
F.3	Wyoming*		3	1-2	1-2	0-0	0-0-0	0	0	0	0	0	3
F.11	UNLV*		11	0-3	0-3	0-0	0-0-0	1	1	1	0	0	0
F.15	at Utah*												
F.17	at Brigham Young*												
F.22	Air Force*												
F.24	New Mexico*												
M.1	at Wyoming*												
M.3	at Colorado State*												
M.8	at UNLV*												

\* - Indicates Mountain West Conference game. S - Indicates started game.

**► Sir Career Statistics**

Year	G-GS	Min.-Avg.	FG-FGA	Pct.	3P-3PA	Pct.	FT-FTA	Pct.	OR	DR	Reb	Avg.	PF-D	AT	TO	BS	ST	Pts. Avg.
02-03	20-7	307-15.4	36-98	.367	32-89	.360	9-10	.900	3	22	25	1.2	16-0	18	20	0	5	113 5.7

**Season/Career Highs****Points**

Career 8 vs. Florida Atlantic, 12-28-02

**Rebounds**

Career 5 vs. UC San Diego, 12-2-02

**Assists**Career 2 vs. Loyola Marymount, 1-3-03  
2 vs. UC San Diego, 12-2-02**Field Goals**

Career 2 vs. Florida Atlantic, 12-28-02

**Field Goals Attempted**

Career 4 vs. Florida Atlantic, 12-28-02

**Three-Point Field Goals**

Career 2 vs. Florida Atlantic, 12-28-02

**Three-Point Field Goals Attempted**


Career 4 vs. Florida Atlantic, 12-28-02

**Free Throws**Career 2 vs. UNLV, 2-11-03  
2 vs. Florida Atlantic, 12-28-02**Free Throws Attempted**Career 2 vs. UNLV, 2-11-03  
2 vs. Colorado State, 2-1-03  
2 vs. San Diego, 1-8-03  
2 vs. Florida Atlantic, 12-28-02**Steals**Career 1 vs. Wyoming, 2-3-03  
1 vs. Colorado State, 2-1-03  
1 vs. Loyola Marymount, 1-3-03  
1 at Long Beach State, 12-10-02  
1 at Cal Poly, 11-30-02  
1 vs. Eastern Wash., 11-23-02**Blocked Shots**

Career none

**Minutes Played**

Career 20 vs. Colorado State, 2-1-03



# 15 • JOHN SHARPER

Guard • 6-0 • 190 • Fr.-HS

Oakland, Calif. (St. Mary's High)

A walk-on in name only, Sharper has come off the bench to play both guard positions already this season... Recruited originally to back-up Moore at the point guard position, the true freshman has shown the ability to shoot the ball as well as the skill to play the two-guard spot... Played well in 13 minutes of action against UNLV (2-11-03) although he did suffer just his second two-turnover game of the season... Scored five points in the contest against the Rebels... Has played 13 or more minutes in each of the last four games... Played a career-high 20 minutes vs. Colorado State (2-1-03) and followed that up with 15 minutes, his second highest playing total, against Wyoming (2-3-03)... Has four turnovers in the last 129 minutes of action covering nine games... Has played in 12 games in which he has not turned the ball over... Just eight turnovers in 183 minutes this season, one turnover every 22.9 minutes... Has played in 18-of-20 games this season, his only DNP's were - at Air Force (1-11-03) and Arizona (12-7-02)... Played a career-high 20 minutes against Colorado State (2-1-03), where he had four points, three rebounds, one assist and no turnovers... Has played 11 or more minutes in eight of the last 10 games in which he has played, including 16 minutes against Loyola Marymount (1-3-03) and 14 minutes of action at New Mexico (1-25-03)... Had three points, two rebounds, one assist and no turnovers in 14 minutes against the Lobos... 24 of his 29 field goal attempts this season are from three-point range, connecting on 13 total - including 11 three-pointers... Made a three in eight of the last 11 games and in 10 of the last 15 games in which he has played... Made a three in his only attempt from the field in seven minutes against Utah (1-18-03)... Scored a point and added an assist with no turnovers in 13 minutes against San Diego (1-8-03)... He scored three points, added three rebounds, two assists and did not commit a turnover against the Lions... Had three points, two rebounds and one assist in 11 minutes against IPFW (12-30-02)... Connected on 2-of-4 attempts from three-point range in eight minutes of action against Florida Atlantic (12-28-02)... Contributed a three-pointer - his first career points - to SDSU's school-record barrage of 16 treys against UCSD (12-2-02).

**2002-03 Game-By-Game Statistics**

Date	Opponent	S	MP	FG-FGA	3FG-FGA	FT-FTA	REB	PF	A	TO	BK	S	TP
N.23	Eastern Washington		6	0-0	0-0	0-1	0-0-0	2	0	0	0	1	0
N.27	at Portland		6	0-0	0-0	0-0	0-2-2	1	0	1	0	0	0
N.30	at Cal Poly		6	0-0	0-0	0-0	0-0-0	0	1	0	0	1	0
D.2	UC San Diego		12	1-3	1-3	0-0	0-5-5	1	2	1	0	0	3
D.7	Arizona		Did Not Play - CD										
D.10	at Long Beach State		9	1-2	1-2	0-0	0-0-0	1	0	0	0	1	3
D.14	Hawaii		1	0-0	0-0	0-0	0-0-0	0	0	0	0	0	0
D.21	at Houston		5	0-0	0-0	0-0	0-0-0	0	0	0	0	0	0
D.28	Florida Atlantic		9	2-4	2-4	2-2	0-0-0	0	0	2	0	0	8
D.30	IPFW		11	1-2	1-2	0-0	1-1-2	2	1	0	0	0	3
J.3	Loyola Marymount		16	1-3	1-2	0-0	2-1-3	1	2	0	0	1	3
J.6	Texas Tech		11	1-2	1-1	0-0	0-1-1	1	0	1	0	0	3
J.8	San Diego		13	0-1	0-1	1-2	0-0-0	1	1	0	0	0	1
J.11	at Air Force*		Did Not Play - CD										
J.18	Utah*		7	1-1	1-1	0-0	0-0-0	1	0	0	0	0	3
J.20	Brigham Young*		9	1-2	0-1	0-0	0-1-1	1	1	1	0	0	2
J.25	at New Mexico*		14	1-1	1-1	0-1	0-2-2	0	1	0	0	0	3
F.1	Colorado State*		20	1-2	1-2	1-2	2-1-3	1	1	0	0	1	4
F.3	Wyoming*		15	1-3	0-2	0-0	0-1-1	0	2	0	0	1	2
F.11	UNLV*		13	1-3	1-2	2-2	0-0-0	0	1	2	0	0	5
F.15	at Utah*												
F.17	at Brigham Young*												
F.22	Air Force*												
F.24	New Mexico*												
M.1	at Wyoming*												
M.3	at Colorado State*												
M.8	at UNLV*												

\* - Indicates Mountain West Conference game. S - Indicates started game.

**► Sharper Career Statistics**

Year	G-GS	Min.-Avg.	FG-FGA	Pct.	3P-3PA	Pct.	FT-FTA	Pct.	OR	DR	Reb	Avg.	PF-D	AT	TO	BS	ST	Pts. Avg.
02-03	18-0	183-10.2	13-29	.448	11-24	.458	6-10	.600	5	15	20	1.1	13-0	13	8	0	6	43 2.4



**Season/Career Highs****Points**

Career 6 vs. UC San Diego, 12-2-02

**Rebounds**Career 3 at Cal Poly, 11-30-02  
3 at Portland, 11-27-02**Assists**

Career 1 vs. Texas Tech, 1-6-03

**Field Goals**

Career 3 vs. UC San Diego, 12-2-02

**Field Goals Attempted**

Career 3 vs. UC San Diego, 12-2-02

**Three-Point Field Goals**

Career none

**Three-Point Field Goals Attempted**

Career none

**Free Throws**Career 1 vs. IPFW, 12-30-02  
1 vs. Florida Atlantic, 12-28-02  
1 vs. Eastern Wash., 11-23-02**Free Throws Attempted**


Career 3 vs. Florida Atlantic, 12-28-02

**Steals**Career 1 vs. Utah, 1-20-03  
1 at Cal Poly, 11-30-02  
1 at Portland, 11-27-02  
1 vs. Eastern Wash., 11-23-02**Blocked Shots**

Career none

**Minutes Played**

Career 19 vs. UC San Diego, 12-2-02



# 20 • TRIMAINE DAVIS

Forward • 6-7 • 219 • Fr.-RS

Pittsburg, Calif. (Pittsburg High)

Played in 18 of the 20 games this season after sitting out the the San Diego (1-8-03) and Air Force (1-11-03) games... Averaging 8.2 minutes per contest, the fourth-highest total on the team among freshmen (Steve Sir 307 minutes, Evan Burns 298 minutes, John Sharper 183, Trimaime Davis 147 minutes)... One of only four post players on the active roster joining Mike Mackell, Aerick Sanders and Chris Manker... Played at least 10 minutes in the first six games of the season and eight time in 18 games... Connected on 14-of-23 attempts from the field in the regular season (60.9 percent) after hitting all 15 of his field goal attempts during the exhibition games... Made the last four attempts from the field and has not missed a field goal attempt Dec. 30, 2002... Had three points and a rebound in 16 minutes against IPFW (12-30-02)... Scored three points and had a monster dunk in five minutes of action against Florida Atlantic (12-28-02)... Scored 10 points and pulled down three rebounds in games against UC San Diego and Arizona (30 minutes of action)... Went 3-for-3 from the field and scored six points in 19 minutes against UC San Diego (12-2-02)... Came off the bench to score four points in 11 minutes against top-ranked Arizona (12-7-02)... An enthusiastic player who was the Aztecs' biggest cheerleader on the bench while redshirting last season.

**2002-03 Game-By-Game Statistics**

Date	Opponent	S	MP	FG-FGA	3FG-FGA	FT-FTA	REB	PF	A	TO	BK	S	TP
N.23	Eastern Washington		12	1-1	0-0	1-2	0-1-1	2	0	0	0	1	3
N.27	at Portland		18	2-3	0-0	0-0	0-3-3	5	0	2	0	1	4
N.30	at Cal Poly		13	0-3	0-0	0-0	1-2-3	3	0	0	0	1	0
D.2	UC San Diego		19	3-3	0-0	0-0	0-2-2	2	0	1	0	0	6
D.7	Arizona		11	2-5	0-0	0-0	1-0-1	3	0	0	0	0	4
D.10	at Long Beach State		10	0-0	0-0	0-0	0-2-2	1	0	0	0	0	0
D.14	Hawai'i		2	0-0	0-0	0-0	0-0-0	0	0	0	0	0	0
D.21	at Houston		2	0-0	0-0	0-0	0-0-0	0	0	0	0	0	0
D.28	Florida Atlantic		5	1-2	0-0	1-3	0-2-2	1	0	0	0	0	3
D.30	IPFW		16	1-2	0-0	1-2	0-1-1	1	0	0	0	0	3
J.3	Loyola Marymount		4	0-0	0-0	0-0	0-0-0	0	0	0	0	0	0
J.6	Texas Tech		3	1-1	0-0	0-0	1-0-1	1	1	0	0	0	2
J.8	San Diego					DNP-CD							
J.11	at Air Force*					DNP-CD							
J.18	Utah*		1	0-0	0-0	0-0	0-0-0	0	0	0	0	0	0
J.20	Brigham Young*		4	1-1	0-0	0-0	0-0-0	2	0	0	0	1	2
J.25	at New Mexico*		2	0-0	0-0	0-0	0-1-1	1	0	0	0	0	0
F.1	Colorado State*		11	2-2	0-0	0-0	1-1-2	3	0	0	0	0	4
F.3	Wyoming*		6	0-0	0-0	0-0	0-0-0	2	0	1	0	0	0
F.11	UNLV*		8	0-0	0-0	0-0	0-1-1	1	0	0	0	0	0
F.15	at Utah*												
F.17	at Brigham Young*												
F.22	Air Force*												
F.24	New Mexico*												
M.1	at Wyoming*												
M.3	at Colorado State*												
M.8	at UNLV*												

\* – Indicates Mountain West Conference game. S – Indicates started game.

**► Davis Career Statistics**

Year	G-GS	Min.-Avg.	FG-FGA	Pct.	3P-3PA	Pct.	FT-FTA	Pct.	OR	DR	Reb	Avg.	PF-D	AT	TO	BS	ST	Pts.	Avg.
02-03	18-0	147-8.2	14-23	.609	0-0	.000	3-7	.429	4	16	20	1.1	28-1	1	4	0	4	31	1.7

**Season/Career Highs****Points**

Career 21 vs. Florida Atlantic, 12-28-02

**Rebounds**

Career 10 vs. Loyola Marymount, 1-3-03

**Assists**

Career 5 vs. Wyoming, 2-3-03

**Field Goals**

Career 7 vs. Florida Atlantic, 12-28-02

**Field Goals Attempted**

Career 11 vs. Florida Atlantic, 12-28-02

**Three-Point Field Goals**

Career 2 vs. Wyoming, 2-3-03

**Three-Point Field Goals Attempted**


Career 4 vs. Wyoming, 2-3-03

**Free Throws**Career 7 vs. Wyoming, 2-3-03  
7 vs. Florida Atlantic, 12-28-02**Free Throws Attempted**Career 8 vs. Wyoming, 2-3-03  
8 vs. Florida Atlantic, 12-28-02**Steals**Career 4 vs. Loyola Marymount, 1-3-03  
4 vs. Florida Atlantic, 12-28-02**Blocked Shots**

Career 3 vs. Loyola Marymount, 1-3-03

**Minutes Played**

Career 29 vs. Wyoming, 2-3-03



# 21 • EVAN BURNS

Forward • 6-8 • 220 • Fr.-HS

Inglewood, Calif. (Fairfax High)

**MWC Rankings: 7th in steals, 9th in blocked shots, 17th in rebounding.** He is coming of age quickly after the NCAA Initial Eligibility Waiver Committee declared his eligible to play on Dec. 5, two days before the Arizona game (12-7-02)... His averages per 40 minutes: 16.8 points, 9.7 rebounds, 2.6 assists, 2.8 steals, 1.9 blocks... Made his first career start against Wyoming (2-3-03) and responded with 17 points, eight rebounds, five assists, three steals and a blocked shot in 29 minutes... Struggled in his last game, also a start, scoring two points and adding four rebounds and three assists in 22 minutes against UNLV (2-11-03)... Foul problems kept his productivity down against Utah (1-18-03), Brigham Young (1-20-03) and New Mexico (1-25-03) as he has ended all three games with four fouls while averaging 17.3 minutes... Overcame the flu to play 14 minutes against Colorado State (2-1-03), recording five points, four rebounds and two blocked shots... In 15 minutes at New Mexico, he scored seven points on 3-of-4 shooting from the floor, while adding three rebounds against the Lobos... In 15 minutes he posted five points and three rebounds against the Utes while in 22 minutes against the Cougars he had two points and four rebounds... Tallied 14 points, connecting on 6-of-7 attempts from the field and added five rebounds in 26 minutes at Air Force (1-11-03)... Had nine points and seven rebounds in 26 minutes in the game against San Diego (1-8-03)... Posted his first career double-double against Loyola Marymount (1-3-03)... Line vs. the Lions: 10 points, career-high 10 rebounds, three blocked shots and four steals in 22 minutes against the Lions... Recorded a blocked shot in his first five games, a streak that was snapped against IPFW, but he bounced back with three blocks against Loyola Marymount (1-3-03)... His four steals against FAU and LMU are the most in his brief career... Scored in double figures in six games... Foul trouble limited his minutes against IPFW (12-30-02)... Scored 10 points on 3-of-5 shooting from the floor and 3-of-3 from the free throw line in 11 minutes of action against the Mastodons... That effort followed the best game of his young career when he scored 21 points on 7-of-11 shooting and added four rebounds and four steals in 18 minutes against Florida Atlantic (12-28-02)... Made likely the most anticipated debut in Aztec basketball history against Arizona... Played 17 minutes and posted seven points, three rebounds and three assists against top-ranked Arizona... Scored his first points on a dunk off a 30-foot alley-oop pass from Deandre Moore in transition... Followed that up with a 10-point, four-rebound performance at Long Beach State (12-10-02)... An ankle sprain in the Texas Tech (1-6-03) game limited his productivity against the Red Raiders... Was unable to practice with the team until Oct. 30, when the NCAA received the initial eligibility waiver request from San Diego State.

**2002-03 Game-By-Game Statistics**

Date	Opponent	S	MP	FG-FGA	3FG-FGA	FT-FTA	REB	PF	A	TO	BK	S	TP
N.23	Eastern Washington				DNP-NCAA								
N.27	at Portland				DNP-NCAA								
N.30	at Cal Poly				DNP-NCAA								
D.2	UC San Diego				DNP-NCAA								
D.7	Arizona		17	3-6	1-3	0-0	1-2-3	3	3	2	1	0	7
D.10	at Long Beach State		22	2-9	0-2	6-7	2-2-4	3	1	1	1	2	10
D.14	Hawai'i		14	0-4	0-0	0-0	0-3-3	2	0	1	1	2	0
D.21	at Houston		10	2-4	0-0	0-1	1-3-4	2	2	1	1	0	4
D.28	Florida Atlantic		18	7-11	0-0	7-8	4-0-4	3	0	4	1	4	21
D.30	IPFW		11	3-5	1-2	3-3	1-2-3	4	0	2	0	1	10
J.3	Loyola Marymount		22	5-7	0-1	0-0	5-5-10	4	0	2	3	4	10
J.6	Texas Tech		15	1-1	0-0	0-0	2-1-3	3	2	1	0	0	2
J.8	San Diego		26	3-5	0-0	3-4	2-5-7	3	0	1	1	1	9
J.11	at Air Force*		26	6-7	0-0	2-2	1-4-5	1	1	1	0	2	14
J.18	Utah*		15	2-7	1-2	0-0	1-2-3	4	0	1	0	1	5
J.20	Brigham Young*		22	1-6	0-2	0-0	1-3-4	4	0	0	0	0	2
J.25	at New Mexico*		15	3-4	1-2	0-0	0-3-3	4	1	1	1	0	7
F.1	Colorado State*		14	2-10	1-3	0-0	3-1-4	3	1	1	2	0	5
F.3	Wyoming*	S	29	4-9	2-4	7-8	3-5-8	3	5	3	1	3	17
F.11	UNLV*	S	22	1-5	0-2	0-0	1-3-4	3	3	3	1	1	2
F.15	at Utah*												
F.17	at Brigham Young*												
F.22	Air Force*												
F.24	New Mexico*												
M.1	at Wyoming*												
M.3	at Colorado State*												
M.8	at UNLV*												

\* - Indicates Mountain West Conference game. S - Indicates started game.

**► Burns Career Statistics**

Year	G-GS	Min.-Avg.	FG-FGA	Pct.	3P-3PA	Pct.	FT-FTA	Pct.	OR	DR	Reb	Avg.	PF-D	AT	TO	BS	ST	Pts.	Avg.
02-03	16-2	298-18.6	45-100	.450	7-23	.304	28-33	.848	28	44	72	4.5	49-0	19	25	14	21	125	7.8

**Season/Career Highs****Points**

Season 9 vs. San Diego, 1-8-03  
 Career 9 vs. San Diego, 1-8-03  
 9 vs. Wyoming, 12-16-00

**Rebounds**

Season 5 vs. Arizona, 12-7-02  
 Career 5 vs. Arizona, 12-7-02  
 5 at California, 1-13-01  
 5 vs. Appalachian State, 11-24-00

**Assists**

Season 2 vs. Arizona, 12-7-02  
 Career 2 - four times

**Field Goals**

Season 3 vs. San Diego, 1-8-03  
 3 at Long Beach State, 12-10-02  
 Career 3 vs. San Diego, 1-8-03  
 3 at Long Beach State, 12-10-02  
 3 vs. Wyoming, 12-16-00

**Field Goals Attempted**

Season 8 vs. San Diego, 1-8-03  
 Career 8 vs. San Diego, 1-8-03  
 8 vs. Wyoming, 12-16-00

**Three-Point Field Goals**

Season 3 vs. San Diego, 1-8-03  
 Career 3 vs. San Diego, 1-8-03  
 3 vs. Wyoming, 12-16-00

**Three-Point Field Goals Attempted**

Season 7 vs. San Diego, 1-8-03  
 Career 8 vs. Wyoming, 12-16-00

**Free Throws**

Season 2 vs. IPFW, 12-30-02  
 Career 2 vs. IPFW, 12-30-02  
 2 vs. Eastern Wash., 12-19-00

**Free Throws Attempted**

Season 6 vs. IPFW, 12-30-02  
 Career 6 vs. IPFW, 12-30-02

**Steals**

Season 2 vs. San Diego, 1-8-03  
 Career 2 vs. San Diego, 1-8-03

**Blocked Shots**

Season 1 vs. Utah, 1-18-03  
 1 vs. San Diego, 1-8-03  
 1 vs. Loyola Marymount, 1-3-03  
 1 vs. IPFW, 12-30-02  
 1 vs. Arizona, 12-7-02  
 Career 1 - 10 times

**Minutes Played**

Season 22 vs. San Diego, 1-8-03  
 Career 31 vs. Wyoming, 12-16-00



# 22 • CHRIS MANKER

Center • 7-0 • 209 • So.-TR

West Des Moines, Iowa (Laguna Beach (Calif.) High/ Oregon State Univ.)

Played in the last 16 games after having to sit out per the NCAA's 4-2-4 transfer rule... Coming off a game against UNLV (2-11-03) in which he played one minute... Earlier this season he following a season-low one minute of action against Brigham Young (1-20-03) he saw 12 minutes of action at New Mexico (1-25-03)... Played 11 minutes in the three games before playing 12 at New Mexico... Posted a six-point performance in eight minutes of action versus Utah (1-18-03)... Made his first start with the Aztecs and his third career start against San Diego (1-8-03)... Played a season-high 22 minutes against the Toreros with nine points, two rebounds and two steals... Connected on 9-of-27 attempts (33.3 percent) from three-point range... Had 13 minutes against Texas Tech (1-6-03), scoring four points and adding four rebounds against the Red Raiders... Connected on a three-point field goal in eight minutes of action against Loyola Marymount (1-3-03)... Saw 13 minutes of action against IPFW (12-30-02), the most since playing 13 minutes against Arizona... Had five points and four rebounds against the Mastodons... Played in his first contest at SDSU against Arizona (12-7-02) and responded with five points and career-tying highs with five rebounds and two assists in 13 minutes of action... Followed that performance up with an eight-point game at Long Beach State (12-10-02)... In 136 minutes of action this season he has 44 points and 28 rebounds... Connected on his first shot attempt as an Aztec, a three-point field goal from the right wing... Added much needed depth to the post position for San Diego State... Twisted an ankle last month that kept from practicing for two weeks... Started practicing with the team again on Wednesday, Dec. 4, three days before playing against the top-ranked Wildcats... Reunited with high school teammate Travis Hanour after competing against him in the Pac-10 while at Oregon State and Hanour was at Arizona.

**2002-03 Game-By-Game Statistics**

Date	Opponent	S	MP	FG-FGA	3FG-FGA	FT-FTA	REB	PF	A	TO	BK	S	TP
N.23	Eastern Washington			DNP (NCAA 4-2-4 Transfer Rule)									
N.27	at Portland			DNP (NCAA 4-2-4 Transfer Rule)									
N.30	at Cal Poly			DNP (NCAA 4-2-4 Transfer Rule)									
D.2	UC San Diego			DNP (NCAA 4-2-4 Transfer Rule)									
D.7	Arizona		13	2-5	1-3	0-0	2-3-5	0	2	1	1	0	5
D.10	at Long Beach State		11	3-5	2-3	0-0	2-2-4	2	1	1	0	0	8
D.14	Hawai'i		8	1-4	0-1	0-0	0-2-2	0	0	0	0	0	2
D.21	at Houston		11	0-1	0-0	0-0	1-0-1	1	0	1	0	0	0
D.28	Florida Atlantic		5	0-1	0-1	0-0	0-1-1	0	0	2	0	0	0
D.30	IPFW		13	1-4	1-2	2-6	2-2-4	2	0	3	1	0	5
J.3	Loyola Marymount		8	1-1	1-1	0-0	0-1-1	1	0	0	1	0	3
J.6	Texas Tech		13	2-5	0-2	0-1	2-2-4	2	0	1	0	0	4
J.8	San Diego	S	22	3-8	3-7	0-0	0-2-2	2	0	1	1	2	9
J.11	at Air Force*		2	0-0	0-0	0-0	0-0-0	1	0	0	0	0	0
J.18	Utah*		8	2-5	1-4	1-2	1-1-2	1	0	0	1	0	6
J.20	Brigham Young*		1	0-0	0-0	0-0	0-0-0	1	0	1	0	0	0
J.25	at New Mexico*		12	1-4	0-2	0-0	1-1-2	2	0	1	0	1	2
F.1	Colorado State*		4	0-0	0-0	0-0	0-0-0	0	0	0	0	0	0
F.3	Wyoming*		4	0-1	0-1	0-0	0-0-0	0	0	1	0	0	0
F.11	UNLV*		1	0-0	0-0	0-0	0-0-0	0	0	1	0	0	0
F.15	at Utah*												
F.17	at Brigham Young*												
F.22	Air Force*												
F.24	New Mexico*												
M.1	at Wyoming*												
M.3	at Colorado State*												
M.8	at UNLV*												

\* - Indicates Mountain West Conference game. S - Indicates started game.

**► Manker Career Statistics**

Year	G-GS	Min.-Avg.	FG-FGA	Pct.	3P-3PA	Pct.	FT-FTA	Pct.	OR	DR	Reb	Avg.	PF-D	AT	TO	BS	ST	Pts. Avg.
00-01	21-3	252-12.0	12-42	.286	6-30	.200	3-5	.600	13	28	41	2.0	29-1	10	15	5	4	33 1.6
02-03	16-1	136-8.5	16-44	.364	9-27	.333	3-9	.333	11	17	28	1.8	15-0	3	14	5	3	44 2.8
<b>Totals</b>	<b>37-4</b>	<b>388-10.5</b>	<b>28-86</b>	<b>.326</b>	<b>15-57</b>	<b>.263</b>	<b>6-14</b>	<b>.429</b>	<b>24</b>	<b>45</b>	<b>69</b>	<b>1.9</b>	<b>44-1</b>	<b>13</b>	<b>29</b>	<b>10</b>	<b>7</b>	<b>77 2.1</b>



**Season/Career Highs****Points**

Season	22 vs. UNLV, 2-11-03
	22 at Houston, 12-28-02
Career	22 vs. UNLV, 2-11-03
	22 at Houston, 12-28-02

**Rebounds**

Season	8 vs. Hawai'i, 12-14-02
	8 vs. Arizona, 12-7-02
	8 vs. UC San Diego, 12-2-02
Career	9 at Air Force, 2-4-02
	9 at Utah, 1-14-02

**Assists**

Season	3 at New Mexico, 1-25-03
	3 vs. Florida Atlantic, 12-28-02
Career	3 at New Mexico, 1-25-03
	3 vs. Florida Atlantic, 12-28-02
	3 vs. Brigham Young, 2-11-02

**Field Goals**

Season	9 vs. UNLV, 2-11-03
Career	9 vs. UNLV, 2-11-03

**Field Goals Attempted**

Season	16 vs. UNLV, 2-11-03
	16 vs. Hawai'i, 12-14-02
	16 at Cal Poly, 11-30-02
Career	16 vs. Hawai'i, 12-14-02
	16 at Cal Poly, 11-30-02

**Three-Point Field Goals**

Season	none
Career	none

**Three-Point Field Goals Attempted**

Season	none
Career	none

**Free Throws**

Season	8 vs. Brigham Young, 1-20-03
	8 vs. Florida Atlantic, 12-28-02
Career	11 at New Mexico, 2-2-02
	11 at Brigham Young, 1-12-02

**Free Throws Attempted**

Season	12 at Portland, 11-27-02
Career	13 at New Mexico, 2-2-02

**Steals**

Season	2 vs. IPFW, 12-30-02
	2 vs. Arizona, 12-7-02
	2 at Cal Poly, 11-30-02
Career	3 vs. Air Force, 3-2-02

**Blocked Shots**

Season	1 at New Mexico, 1-25-03
	1 vs. Brigham Young, 1-20-03
	1 vs. Hawai'i, 12-14-02
Career	1 - 10 times

**Minutes Played**

Season	37 at Cal Poly, 11-30-02
Career	37 at Cal Poly, 11-30-02

**30 • MIKE MACKELL**

Center • 6-9 • 250 • Sr.-1L

Washington, D.C. (Eastern High/Porterville College)

**MWC Rankings:** 4th in field goal percentage, 3rd in offensive rebounding, 6th in scoring, 14th in free throw percentage, 15th in rebounding. San Diego State's second leading scorer at 15.8 points per contest and second in rebounding at 4.7 per game... Scored in double figures in 22 straight games and 33 of his last 39 games... Scored at least 15 points in the first nine games of the season and 14 times in 20 games... Made 76 of his last 129 field goal attempts (58.9 percent)... Shot 50 percent or better from the field in 16 of his 20 games this season... More than half (52) of his 94 rebounds this season have come on the offensive glass... Numbers are improved this season in comparison to what was a very successful junior campaign at SDSU... This Year-Last Year: points per game 15.8-10.6, rebounds per game 4.7-4.4, field goal percentage 57.2-52.4, minutes per game 28.2-22.2... Team-high and career-high tying 22 points on 9-of-16 shooting against UNLV (2-11-03)... Had 17 points on 8-of-15 shooting against Wyoming (2-3-03)... Scored 15 points, all in the second half, and added seven rebounds against Colorado State (2-1-03)... Connected on 5-of-8 attempts from the floor and 8-of-10 from the free-throw line en route to 18 points and six rebounds vs. Brigham Young (1-20-03)... Made 5-of-9 attempts from the floor and had 13 points and five rebounds vs. Utah (1-18-03)... Made 5-of-7 field goals and scored a season-low 10 points in 32 minutes of action at Air Force (1-11-03)... Did not start against San Diego (1-8-03) marking the first time this season he has not been in the starting five... Came off the bench to score 15 points on 6-of-8 shooting from the field in 20 minutes of action... Scored 20 or more points in consecutive games for the first time in his career (22 at Houston and 20 vs. Florida Atlantic)... Scored a career best 22 points on 9-of-12 shooting from the field in the victory at Houston (12-21-02)... Followed that up with 20 points on 6-of-9 shooting from the floor against Florida Atlantic (12-28-02)... 22 straight double-digit scoring games and 37 in his career... Led the Aztecs in scoring seven times this season and 10 times in his career.

**2002-03 Game-By-Game Statistics**

Date	Opponent	S	MP	FG-FGA	3FG-FGA	FT-FTA	REB	PF	A	TO	BK	S	TP
N.23	Eastern Washington	S	28	7-11	0-0	5-6	3-3-6	5	0	1	0	0	19
N.27	at Portland	S	28	5-12	0-0	7-12	3-4-7	5	2	3	0	1	17
N.30	at Cal Poly	S	37	8-16	0-0	5-9	4-3-7	1	1	3	0	2	21
D.2	UC San Diego	S	27	5-7	0-0	5-8	4-4-8	0	1	2	0	0	15
D.7	Arizona	S	24	6-7	0-0	3-5	4-4-8	5	0	4	0	2	15
D.10	at Long Beach State	S	29	6-10	0-0	5-5	2-4-6	5	0	6	0	0	17
D.14	Hawai'i	S	31	6-16	0-0	3-4	2-6-8	2	1	2	1	1	15
D.21	at Houston	S	27	9-13	0-0	4-4	3-0-3	2	0	4	0	0	22
D.28	Florida Atlantic	S	27	6-9	0-0	8-11	2-2-4	1	3	0	0	0	20
D.30	IPFW	S	23	4-7	0-0	3-4	2-2-4	1	0	2	0	2	11
J.3	Loyola Marymount	S	22	3-6	0-0	7-10	0-1-1	2	2	3	0	0	13
J.6	Texas Tech	S	24	5-11	0-0	1-1	2-1-3	3	1	4	0	0	11
J.8	San Diego		20	6-8	0-0	3-5	0-1-1	4	0	3	0	0	15
J.11	at Air Force*	S	32	5-7	0-0	0-0	2-0-2	2	1	3	0	0	10
J.18	Utah*	S	31	5-9	0-0	3-7	4-1-5	0	1	3	0	1	13
J.20	Brigham Young*	S	30	5-8	0-0	8-10	4-2-6	5	0	2	1	0	18
J.25	at New Mexico*	S	27	5-7	0-0	0-0	0-0-0	3	3	5	1	2	10
F.1	Colorado State*	S	32	6-13	0-0	3-5	4-3-7	4	1	4	0	0	15
F.3	Wyoming*	S	32	8-15	0-0	1-4	2-0-2	4	0	2	0	0	17
F.11	UNLV*	S	34	9-16	0-0	4-7	5-1-6	2	0	4	0	0	22
F.15	at Utah*												
F.17	at Brigham Young*												
F.22	Air Force*												
F.24	New Mexico*												
M.1	at Wyoming*												
M.3	at Colorado State*												
M.8	at UNLV*												

\* - Indicates Mountain West Conference game. S - Indicates started game.

**► Mackell Career Statistics**

Year	G-GS	Min.-Avg.	FG-FGA	Pct.	3P-3PA	Pct.	FT-FTA	Pct.	OR	DR	Reb	Avg.	PF-D	AT	TO	BS	ST	Pts.	Avg.
01-02	33-29	734-22.2	129-246	.524	0-0	.000	91-125	.728	72	73	145	4.4	111-9	16	55	7	16	349	10.6
02-03	20-19	565-28.2	119-208	.572	0-0	.000	78-117	.667	52	42	94	4.7	56-5	17	60	3	11	316	15.8
<b>Totals</b>	<b>53-48</b>	<b>1299-24.5</b>	<b>248-454</b>	<b>.546</b>	<b>0-0</b>	<b>.000</b>	<b>169-242</b>	<b>.698</b>	<b>124</b>	<b>115</b>	<b>239</b>	<b>4.5</b>	<b>167-14</b>	<b>33</b>	<b>115</b>	<b>10</b>	<b>27</b>	<b>665</b>	<b>12.5</b>

**Season/Career Highs****Points**

Season	3 vs. IPFW, 12-30-02
Career	3 vs. IPFW, 12-30-02 3 vs. Eastern Wash., 12-20-01

**Rebounds**

Season	none
Career	2 vs. UCSD, 11-27-01

**Assists**

Season	2 vs. UC San Diego, 12-2-02
Career	2 vs. UC San Diego, 12-2-02

**Field Goals**

Season	1 vs. Loyola Marymount, 1-3-03 1 vs. IPFW, 12-30-02
Career	1 vs. Loyola Marymount, 1-3-03 1 vs. IPFW, 12-30-02 1 vs. Eastern Wash., 12-20-01

**Field Goals Attempted**

Season	2 vs. UC San Diego, 12-2-02
Career	4 vs. Eastern Wash., 12-20-01

**Three-Point Field Goals**

Season	1 vs. IPFW, 12-30-02
Career	1 vs. IPFW, 12-30-02 1 vs. Eastern Wash., 12-20-01

**Three-Point Field Goals Attempted**

Season	2 vs. UC San Diego, 12-2-02
Career	2 vs. UC San Diego, 12-2-02

**Free Throws**

Season	none
Career	none

**Free Throws Attempted**

Season	none
Career	none

**Steals**

Season	1 vs. UC San Diego, 12-2-02
Career	1 vs. UC San Diego, 12-2-02

**Blocked Shots**

Season	none
Career	none

**Minutes Played**

Season	9 vs. UC San Diego, 12-2-02
Career	9 vs. UC San Diego, 12-2-02



# 32 • BEN WARDROP

Guard • 6-2 • 198 • Jr.-SQ

Anaheim, Calif. (Loara High)

Hard-working walk-on who has seen action in five games this season... Has scored in each of his last two games for the first time in his career... Converted a breakaway lay-up against Loyola Marymount (1-3-03), marking the first time he has made a two-point shot in his career... Tied a career-high when he sank a three-point field goal against IPFW (12-30-02)... Played a career-high nine minutes dishing out a personal best two assists against UC San Diego (12-2-02)... Fan favorite for his work ethic, as he is known to work out after practice... Scored the first points of collegiate career on a three-pointer against Eastern Washington last season.

**2002-03 Game-By-Game Statistics**

Date	Opponent	S	MP	FG-FGA	3FG-FGA	FT-FTA	REB	PF	A	TO	BK	S	TP
N.23	Eastern Washington				DNP-CD								
N.27	at Portland		0+	0-0	0-0	0-0	0-0-0	3	1	0	0	0	0
N.30	at Cal Poly				DNP-CD								
D.2	UC San Diego		9	0-2	0-2	0-0	0-0-0	2	2	0	0	1	0
D.7	Arizona				DNP-CD								
D.10	at Long Beach State				DNP-CD								
D.14	Hawai'i				DNP-CD								
D.21	at Houston				DNP-CD								
D.28	Florida Atlantic		1	0-1	0-1	0-0	0-0-0	0	0	1	0	0	0
D.30	IPFW		1	1-1	1-1	0-0	0-0-0	0	1	0	0	0	3
J.3	Loyola Marymount		0+	1-1	0-0	0-0	0-0-0	0	0	0	0	0	2
J.6	Texas Tech				DNP-CD								
J.8	San Diego				DNP-CD								
J.11	at Air Force*				DNP-CD								
J.18	Utah*				DNP-CD								
J.20	Brigham Young*				DNP-CD								
J.25	at New Mexico*				DNP-CD								
F.1	Colorado State*				DNP-CD								
F.3	Wyoming*				DNP-CD								
F.11	UNLV*				DNP-CD								
F.15	at Utah*												
F.17	at Brigham Young*												
F.22	Air Force*												
F.24	New Mexico*												
M.1	at Wyoming*												
M.3	at Colorado State*												
M.8	at UNLV*												

\* – Indicates Mountain West Conference game. S – Indicates started game.

**► Wardrop Career Statistics**

Year	G-GS	Min.-Avg.	FG-FGA	Pct.	3P-3PA	Pct.	FT-FTA	Pct.	OR	DR	Reb	Avg.	PF-D	AT	TO	BS	ST	Pts. Avg.
00-01	8-0	13-1.6	0-4	.000	0-1	.000	0-0	.000	1	4	5	0.6	0-0	1	2	0	0	0 0.0
01-02	5-0	10-2.0	1-6	.167	1-1	1.000	0-0	.000	1	2	3	0.6	1-0	1	2	0	0	3 0.6
02-03	5-0	11-2.2	2-5	.400	1-4	.250	0-0	.000	0	0	0	0.0	5-0	4	1	0	1	5 1.0
<b>Totals</b>	<b>18-0</b>	<b>34-1.9</b>	<b>3-15</b>	<b>.200</b>	<b>2-6</b>	<b>.333</b>	<b>0-0</b>	<b>.000</b>	<b>2</b>	<b>6</b>	<b>8</b>	<b>0.4</b>	<b>6-0</b>	<b>6</b>	<b>5</b>	<b>0</b>	<b>1</b>	<b>8 0.4</b>

## Season/Career Highs

## Points

Season	14 vs. Wyoming, 2-3-03
Career	14 vs. Wyoming, 2-3-03

## Rebounds

Season	14 vs. Wyoming, 2-3-03
	14 at Houston, 12-21-02
Career	14 vs. Wyoming, 2-3-03
	14 at Houston, 12-21-02

## Assists

Season	4 at Houston, 12-21-02
Career	4 at Houston, 12-21-02

## Field Goals

Season	7 vs. Wyoming, 2-3-03
Career	7 vs. Wyoming, 2-3-03

## Field Goals Attempted

Season	10 vs. Wyoming, 2-3-03
Career	10 vs. Wyoming, 2-3-03

## Three-Point Field Goals

Season	none
Career	none

## Three-Point Field Goals Attempted

Season	none
Career	none

## Free Throws

Season	6 vs. Loyola Marymount, 1-3-03
Career	6 vs. Loyola Marymount, 1-3-03

## Free Throws Attempted

Season	6 vs. Loyola Marymount, 1-3-03
Career	6 vs. Loyola Marymount, 1-3-03

## Steals

Season	3 at Houston, 12-21-02
Career	3 at Houston, 12-21-02

## Blocked Shots

Season	4 vs. UC San Diego, 12-2-02
Career	4 - three times

## Minutes Played

Season	40- vs. Eastern Wash., 11-23-02
Career	40- vs. Eastern Wash., 11-23-02



## 34 • AERICK SANDERS

Forward • 6-8 • 204 • Jr.-2L

Carson, Calif. (Gardena Serra High)

**MWC Rankings: 1st in offensive rebounding, 3rd in rebounding, 4th in defensive rebounding, 7th in blocked shots.**

Named MWC Player of the Week on 2-10-03... The Aztecs starting power forward in all 20 games this season, Sanders is averaging 26.8 minutes per game... Playing the best basketball of his career... Has 35 rebounds in his last three games and has 10 or more rebounds in four of the last five games... Shot 50 percent or better from the field in 13 of the last 15 games... In the last 13 games he has connected on 41-of-70 field goal attempts (58.6 percent) after connecting on 13-of-31 (41.9 percent) to open the season... Posted his second career double-double with career-high 14 points and 14 rebounds vs. Wyoming (2-3-03)...

Had a six-point, 10-rebound performance vs. Colorado State (2-1-03)... Posted a 5-for-6 shooting night en route to 10 points in 24 minutes at New Mexico (1-25-03)... Has reached double figures in scoring five times this season and seven times in his career... Had an 11-point, six rebound performance in 19 minutes against USD (1-8-03)... Has nine or more rebounds in 12 of his last 18 games and has 10 or more boards in nine of the last 17 contests... Has 20 assists in the last 14 games, that surpasses what he had in his entire freshman and sophomore seasons, combined... Had a string of 11 consecutive games with a blocked shot snapped at Houston (12-21-02)... Has 23 blocked shots in 20 games, increasing his career total to 67, good for eighth place in school history... His role has increased dramatically this season due to the departure of last season's first-team all-Mountain West Conference performer Randy Holcomb and the decision of junior Chris Walton to redshirt... Had a career game when he had 12 points and added career highs with 14 rebounds and four assists at Houston (12-21-02)... Posted a 12-rebound performance at Long Beach State (12-10-02)... Played a career-high and team-best 40 minutes in the opener against Eastern Washington, which was more than he played in any two games last season.

**SDSU Most Blocked Shots/Career**

Pl.	Name, Years	Blocked Shots	To Tie
1.	Leonard Allen, 1982-85	214	
2.	Michael Cage, 1981-84	118	
3.	Joe McNaull, 1991-93	114	
4.	Marcelo Correa, 1997-01	100	33
5.	Rodney Hawkins, 1987-88	77	10
6.	Eddy Gordon, 1980-83	71	4
7.	Marty Dow, 1990-91	68	1
8.	Aerick Sanders, 2001-03 ◀	67	

**2002-03 Game-By-Game Statistics**

Date	Opponent	S	MP	FG-FGA	3FG-FGA	FT-FTA	REB	PF	A	TO	BK	S	TP
N.23	Eastern Washington	S	40-	3-4	0-0	2-2	3-8-11	3	0	2	3	0	8
N.27	at Portland	S	19	2-5	0-0	1-2	2-0-2	5	1	1	1	1	5
N.30	at Cal Poly	S	28	0-4	0-0	0-0	3-6-9	5	0	3	1	1	0
D.2	UC San Diego	S	30	4-8	0-0	0-0	5-6-11	0	2	1	4	0	8
D.7	Arizona	S	29	2-7	0-0	3-4	4-7-11	5	0	2	2	1	7
D.10	at Long Beach State	S	24	1-1	0-0	2-2	4-8-12	4	1	3	1	0	4
D.14	Hawaii	S	31	1-2	0-0	0-0	2-7-9	2	3	1	1	0	2
D.21	at Houston	S	30	5-9	0-0	2-2	7-7-14	4	4	1	0	1	12
D.28	Florida Atlantic	S	25	3-4	0-0	1-3	4-7-11	4	2	2	0	3	7
D.30	IPFW	S	18	3-6	0-0	1-2	6-1-7	0	0	1	1	1	7
J.3	Loyola Marymount	S	33	2-4	0-0	6-6	3-6-9	3	2	1	0	0	10
J.6	Texas Tech	S	22	2-3	0-0	0-0	4-2-6	2	0	2	1	0	4
J.8	San Diego	S	19	4-4	0-0	3-4	4-2-6	5	1	1	0	0	11
J.11	at Air Force*	S	18	2-3	0-0	0-0	4-0-4	3	1	2	0	0	4
J.18	Utah*	S	26	2-4	0-0	2-2	1-2-3	4	1	2	0	0	6
J.20	Brigham Young*	S	25	0-3	0-0	1-2	1-10-11	4	1	4	3	1	1
J.25	at New Mexico*	S	24	5-6	0-0	0-0	2-2-4	3	0	3	1	1	10
F.1	Colorado State*	S	26	3-5	0-0	0-1	5-5-10	2	2	2	1	1	6
F.3	Wyoming*	S	36	7-10	0-0	0-0	6-8-14	4	2	1	2	1	14
F.11	UNLV*	S	33	3-9	0-0	2-2	9-2-11	4	1	2	1	0	8
F.15	at Utah*												
F.17	at Brigham Young*												
F.22	Air Force*												
F.24	New Mexico*												
M.1	at Wyoming*												
M.3	at Colorado State*												
M.8	at UNLV*												

\* - Indicates Mountain West Conference game. S - Indicates started game.

## ► Sanders Career Statistics

Year	G-GS	Min.-Avg.	FG-FGA	Pct.	3P-3PA	Pct.	FT-FTA	Pct.	OR	DR	Reb	Avg.	PF-D	AT	TO	BS	ST	Pts.	Avg.
00-01	16-0	264-16.5	25-46	.543	0-0	.000	10-23	.435	24	37	61	3.8	41-2	5	16	15	13	60	3.8
01-02	33-0	361-10.9	37-66	.561	0-0	.000	7-14	.500	36	66	102	3.1	70-2	6	19	29	16	81	2.5
02-03	20-20	536-26.8	54-101	.535	0-0	.000	26-34	.765	79	96	175	8.8	66-4	24	37	23	12	134	6.7
<b>Totals</b>	<b>69-20</b>	<b>1161-16.8</b>	<b>116-213</b>	<b>.545</b>	<b>0-0</b>	<b>.000</b>	<b>43-71</b>	<b>.606</b>	<b>139</b>	<b>199</b>	<b>338</b>	<b>4.9</b>	<b>177-8</b>	<b>35</b>	<b>72</b>	<b>67</b>	<b>41</b>	<b>275</b>	<b>4.0</b>



**Season/Career Highs****Points**

Career 2 vs. UC San Diego, 11-27-01

**Rebounds**

Career 2 vs. UC San Diego, 12-2-02

**Assists**

Career 1 vs. IPFW, 12-30-02  
 1 vs. Florida Atlantic, 12-28-02  
 1 at Portland, 11-27-02

**Field Goals**

Career none

**Field Goals Attempted**

Career 1 vs. IPFW, 12-30-02  
 1 vs. UC San Diego, 12-2-02  
 1 at Portland, 11-27-02

**Three-Point Field Goals**

Career none

**Three-Point Field Goals Attempted**

Career none

**Free Throws**

Career 2 vs. UC San Diego, 12-2-02

**Free Throws Attempted**

Career 3 vs. UC San Diego, 12-2-02

**Steals**

Career none

**Blocked Shots**

Career none

**Minutes Played**

Career 9 at Portland, 11-27-02



# 40 • MARKEE WHITE

Forward • 6-7 • 190 • Fr.-RS

Long Beach, Calif. (Long Beach Poly High)

Walk-on redshirt freshman who saw action in the first four games and five games total this season... Played in six games this season... Played valuable time down the stretch in the center position at Portland (11-27-02) after four Aztec players fouled out... Recorded his first career points on a pair of free throws against UC San Diego (12-2-02).

**2002-03 Game-By-Game Statistics**

Date	Opponent	S	MP	FG-FGA	3FG-FGA	FT-FTA	REB	PF	A	TO	BK	S	TP
N.23	Eastern Washington		1	0-0	0-0	0-0	0-0-0	0	0	0	0	0	0
N.27	at Portland		9	0-1	0-0	0-2	1-0-1	2	1	0	0	0	0
N.30	at Cal Poly		1	0-0	0-0	0-0	0-0-0	0	0	0	0	0	0
D.2	UC San Diego		7	0-1	0-0	2-3	1-1-2	0	0	2	0	0	2
D.7	Arizona				DNP-CD								
D.10	at Long Beach State				DNP-CD								
D.14	Hawai'i				DNP-CD								
D.21	at Houston				DNP-CD								
D.28	Florida Atlantic		2	0-1	0-0	0-0	0-0-0	1	1	0	0	0	0
D.30	IPFW		2	0-1	0-0	0-0	0-0-0	0	1	0	0	0	0
J.3	Loyola Marymount				DNP-CD								
J.6	Texas Tech				DNP-CD								
J.8	San Diego				DNP-CD								
J.11	at Air Force*				DNP-CD								
J.18	Utah*				DNP-CD								
J.20	Brigham Young*				DNP-CD								
J.25	at New Mexico*				DNP-CD								
F.1	Colorado State*				DNP-CD								
F.3	Wyoming*				DNP-CD								
F.11	UNLV*				DNP-CD								
F.15	at Utah*												
F.17	at Brigham Young*												
F.22	Air Force*												
F.24	New Mexico*												
M.1	at Wyoming*												
M.3	at Colorado State*												
M.8	at UNLV*												

\* – Indicates Mountain West Conference game. S – Indicates started game.

**► White Career Statistics**


Year	G-GS	Min.-Avg.	FG-FGA	Pct.	3P-3PA	Pct.	FT-FTA	Pct.	OR	DR	Reb	Avg.	PF-D	AT	TO	BS	ST	Pts. Avg.
02-03	6-0	22-3.7	0-4	.000	0-0	.000	2-5	.400	2	1	3	0.5	3-0	3	2	0	0	2 0.3

0	<b>Tommy Johnson</b> <i>Guard, 6-4, 185, So.-1L</i> <i>Los Angeles, Calif. (Crenshaw High)</i>	<b>PPG</b> 5.2 <b>RPG</b> 2.6 <b>APG</b> 1.8 <b>FG</b> 34.7 <b>3FG</b> 26.7 <b>FT</b> 76.5 02-03 MWC 2.7 <b>Career Highs:</b> <u>Points:</u> 13 at Portland (11-27-02) <u>Rebounds:</u> 7 vs. IPFW (12-30-02) <u>Assists:</u> 5 at Cal Poly (11-30-02)	Only freshman to see action last season... Played in 18-of-20 games this season and made six starts earlier in the campaign... Averaging 15.9 minutes per game this season... Shooting 41.5 percent from the field inside the arc, 26.7 percent from behind the line... Played 22 minutes in the last two games after playing 19 in the previous four contests.
1	<b>Deandre Moore</b> <i>Guard, 5-10, 191, Sr.-2L</i> <i>Compton, Calif. (Compton High/Vanderbilt)</i>	<b>PPG</b> 7.9 <b>RPG</b> 3.4 <b>APG</b> 4.4 <b>FG</b> 42.9 <b>3FG</b> 43.1 <b>FT</b> 67.6 02-03 MWC 7.6 <b>Career Highs:</b> <u>Points:</u> 20 vs. Okla. St. (12-30-00) <u>Rebounds:</u> 9 vs. Utah (1-18-03) <u>Assists:</u> 11 - two times	SDSU career ranks: 7th in assists (304), 8th in three-point field goals (71), 8th in three-point field goal percentage (36.0), 8th in minutes (2,154) and 10th in steals (105)... Made 13 of his last 27 attempts (48.1 pct) from three-point range... Ranks 2nd in the MWC in assists... Has 29 rebounds in his last seven games (4.1 rpg)... Played 85 minutes in last four games (21.3 mpg); season avg.: 29.5 mpg.
4	<b>Tony Bland</b> <i>Guard, 6-5, 201, Sr.-1L</i> <i>Los Angeles, Calif. (Westchester High/Syracuse)</i>	<b>PPG</b> 16.0 <b>RPG</b> 3.7 <b>APG</b> 3.6 <b>FG</b> 45.8 <b>3FG</b> 30.9 <b>FT</b> 64.7 02-03 MWC 17.3 <b>Career Highs:</b> <u>Points:</u> 33 vs. Houston (1-29-02) <u>Rebounds:</u> 9 vs. Utah (1-18-03) <u>Assists:</u> 9 vs. Norfolk St. (11-21-01)	In MWC Top 5 in three categories... Scored 1,000th career point vs. FAU; now has 1,196 (840 at SDSU)... Scored 10 or more points in 46 of his 53 games while at San Diego State... Made 89 of last 177 FGs (50.3 pct) after starting 30-for-83 (36.1 pct)... Has led SDSU in scoring 21 times during his career... Recorded his 14th 20+ scoring game with 21 vs. UNLV on Tue.
5	<b>Travis Hanour</b> <i>Guard, 6-7, 198, So.-TR</i> <i>Laguna Beach, Calif. (Laguna Beach/Univ. of Ariz.)</i>	<b>PPG</b> 3.7 <b>RPG</b> 3.4 <b>APG</b> 1.2 <b>FG</b> 27.3 <b>3FG</b> 26.5 <b>FT</b> 64.3 02-03 MWC 2.3 <b>Career Highs:</b> <u>Points:</u> 11 - two times <u>Rebounds:</u> 7 vs. Utah (1-18-03) <u>Assists:</u> 3 vs. Wash. St. (2-10-01)	Sat out first six games per NCAA 4-2-4 transfer rule... Started five games this season (first starts of his career)... Had a career-high seven rebounds vs. Utah... Has a trey in seven of the last 12 games... 27 rebounds in the last eight games (3.4 rpg)... Played a season-low six min. vs. Wyoming (2-3-03) but played 13 min. vs. UNLV (2-11-03).
11	<b>Steve Sir</b> <i>Guard, 6-6, 201, Fr.-RS</i> <i>Minnetonka, Minn. (Cretin Derham Hall High)</i>	<b>PPG</b> 5.7 <b>RPG</b> 1.2 <b>APG</b> 0.9 <b>FG</b> 36.7 <b>3FG</b> 36.0 <b>FT</b> 90.0 02-03 MWC 2.9 <b>Career Highs:</b> <u>Points:</u> 18 - two times <u>Rebounds:</u> 4 - three times <u>Assists:</u> 2 - four times	A gifted long-range shooter... Started seven games this season after sitting out last season as a redshirt... 32 of his 36 field goals and 89 of his 98 attempts are from three-point range... 10 games with multiple treys... Had made 11 of last 25 (44.0 pct) 3-pt. attempts before going 2-for-14 in last four games... Ended a two-and-a-half hour practice earlier this season by making 23 consecutive treys.
15	<b>John Sharper</b> <i>Guard, 6-0, 190, Fr.-HS</i> <i>Oakland, Calif. (St. Mary's High)</i>	<b>PPG</b> 2.4 <b>RPG</b> 1.1 <b>APG</b> 0.7 <b>FG</b> 44.8 <b>3FG</b> 45.8 <b>FT</b> 60.0 02-03 MWC 3.2 <b>Career Highs:</b> <u>Points:</u> 8 vs. Fla. Atlantic (12-28-02) <u>Rebounds:</u> 5 vs. UCSD (12-2-02) <u>Assists:</u> 2 - two times	A walk-on in name only, Sharper was recruited to be the back-up point guard but has shown he can also play the two-guard position... Has four turnovers in his last 129 minutes of action... Played in 12 games in which he has not committed a turnover... Arizona and Air Force are only games he has not played in... Made 11-24 3FGs (45.8 pct)... Turnover breakdown by game: 2 games with 2, 4 games with 1, 12 games with 0.
20	<b>Trimaine Davis</b> <i>Forward, 6-7, 219, Fr.-RS</i> <i>Pittsburg, Calif. (Pittsburg High)</i>	<b>PPG</b> 1.7 <b>RPG</b> 1.1 <b>APG</b> 0.1 <b>FG</b> 60.9 <b>3FG</b> 0.0 <b>FT</b> 42.9 02-03 MWC 1.0 <b>Career Highs:</b> <u>Points:</u> 6 vs. UCSD (12-2-02) <u>Assists:</u> 3 - two times <u>Assists:</u> 1 vs. Texas Tech (1-6-03)	An energetic redshirt freshman who plays the post position for San Diego State... Has 31 points and 20 rebounds in 147 minutes of action this season... Connected on 11 of his last 16 attempts from the floor (68.8 percent)... Made all 15 of his FGA in two exhibition games and all three FGA in MWC play... Played 10+ minutes in eight of his 18 games... Had a thunderous dunk in win over Florida Atlantic.
21	<b>Evan Burns</b> <i>Forward, 6-8, 220, Fr.-HS</i> <i>Inglewood, Calif. (Fairfax High)</i>	<b>PPG</b> 7.9 <b>RPG</b> 4.5 <b>APG</b> 1.2 <b>FG</b> 45.0 <b>3FG</b> 30.4 <b>FT</b> 84.8 02-03 MWC 7.4 <b>Career Highs:</b> <u>Points:</u> 21 vs. FAU (12-28-02) <u>Rebounds:</u> 10 vs. LMU (1-3-03) <u>Assists:</u> 5 vs. Wyoming (2-3-03)	SDSU's first McDonald's All-American and the eighth to play for Fisher... The NCAA Initial Eligibility Waiver Committee ruled on Dec. 5th that SDSU's waiver was accepted and he was a qualifier... Double figures in five of last 12... Recorded first double-double vs. LMU (10 pts., 10 rebs)... Scored a career high 21 points in 18 minutes vs. FAU... Averages per 40 mins: 16.8 pts., 9.7 rebs., 2.6 asts., 2.8 steals, 1.9 blocks.
22	<b>Chris Manker</b> <i>Center, 7-0, 209, So.-TR</i> <i>W. Des Moines, Iowa. (Laguna Beach High/Oregon State Univ.)</i>	<b>PPG</b> 2.8 <b>RPG</b> 1.8 <b>APG</b> 0.2 <b>FG</b> 36.4 <b>3FG</b> 33.3 <b>FT</b> 33.3 02-03 MWC 1.1 <b>Career Highs:</b> <u>Points:</u> 9 - two times <u>Rebounds:</u> 5 - three times <u>Assists:</u> 2 - four times	Transfer from Oregon State who became eligible to play Dec. 7... The Aztecs' tallest player at 7'0, Manker possesses great hands, the ability to run the floor and shoot the three... Scored five points and tied career highs with five rebounds and two assists in 13 minutes of action against Arizona... 44 pts. and 28 rebs in 136 minutes... Made 9-of-27 (33.3 pct) from three-point range... Made first SDSU start against USD.
30	<b>Mike Mackell</b> <i>Center, 6-9, 250, Sr.-1L</i> <i>Washington, D.C. (Eastern High/Porterville JC)</i>	<b>PPG</b> 15.8 <b>RPG</b> 4.7 <b>APG</b> 0.9 <b>FG</b> 57.2 <b>3FG</b> 0.0 <b>FT</b> 66.7 02-03 MWC 15.0 <b>Career Highs:</b> <u>Points:</u> 22 - two times <u>Rebounds:</u> 9 - two times <u>Assists:</u> 3 - two times	Named is pronounced muh-KAY-ul (as in Kevin McHale)... Has 37 double-digit scoring games, including 22 straight... Numbers are up this year over last: points 15.8 from 10.6; rebounds 4.7 from 4.4; minutes 28.2 from 22.2... Has 15+ points in 14-of-20 games this season... Shot 50 percent or better from the field in 16-of-20 games this season... Made 76 of last 129 FGA (58.9 percent).
34	<b>Aerick Sanders</b> <i>Forward, 6-8, 198, So.-1L</i> <i>Carson, Calif. (Gardena Serra High)</i>	<b>PPG</b> 6.7 <b>RPG</b> 8.8 <b>APG</b> 1.2 <b>FG</b> 53.5 <b>3FG</b> 0.0 <b>FT</b> 76.5 02-03 MWC 7.0 <b>Career Highs:</b> <u>Points:</u> 14 vs. Wyoming (2-3-03) <u>Rebounds:</u> 14 - two times <u>Assists:</u> 4 at Houston (12-21-02)	Named MWC Player of the Week on Monday... Third in the MWC in rebounding (8.8)... Has 35 rebounds in last three games (11.7 rpg) and has 10 or more boards in four of last five games... Has 67 career blocked shots to rank 8th in school history in the category... Shot 50 percent or better from the field in 13 of last 15 games... Made 41 of last 70 FGA (58.6 pct).
40	<b>Markee White</b> <i>Forward, 6-7, 190, Fr.-RS</i> <i>Long Beach, Calif. (Long Beach Poly High)</i>	<b>PPG</b> 0.3 <b>RPG</b> 0.5 <b>APG</b> 0.5 <b>FG</b> 0.0 <b>3FG</b> 0.0 <b>FT</b> 40.0 02-03 MWC - <b>Career Highs:</b> <u>Points:</u> 2 vs. UCSD (12-2-02) <u>Rebounds:</u> 2 vs. UCSD (12-2-02) <u>Assists:</u> 1 at Portland (11-27-02)	Walk-on redshirt freshman that played in the first four games... Played 18 minutes in the first four games and has seen action in the first half of several contests this season... Two of his three rebounds came on the offensive glass... Six games and 22 minutes of action this season.
<b>Coach Steve Fisher</b> <i>Assistant Head Coach: Brian Dutcher</i> <i>Assistant Coaches: Marvin Menzies, Gregg Gottlieb</i>		<ul style="list-style-type: none"> <li>- 12th full season overall: 236-139</li> <li>- 4th season at SDSU: 52-57</li> <li>- 1989 NCAA Championship</li> <li>- Appeared in national championship game three times ('89, '92, '93)</li> <li>- 8 NCAA Tournament Appearances</li> <li>- 4th in Active NCAA Tournament winning percentage (ahead of Tubby Smith, Roy Williams, Steve Lavin, Bob Knight and Rick Majerus)</li> <li>- One of 11 active coaches to win an NCAA national championship (Calhoun, Fisher, Harrick, Izzo, Knight, Krzyzewski, Massimino, Olson, Pitino, T. Smith, G. Williams)</li> </ul>	



# Broadcast Roster

## SAN DIEGO STATE UNIVERSITY BASKETBALL



# 0  
TOMMY JOHNSON

Guard  
6-4, 185, Sophomore-1L  
Los Angeles, Calif.  
Crenshaw High

PPG: 5.2 RPG: 2.6 APG: 1.8  
FG%: 34.7 3FG: 26.7 FT%: 76.5



# 1  
DEANDRE MOORE

Guard  
5-10, 191, Senior-2L  
Compton, Calif.  
Compton High/  
Vanderbilt Univ.

PPG: 7.9 RPG: 3.4 APG: 4.4  
FG%: 42.9 3FG: 43.1 FT%: 67.6



# 4  
TONY BLAND

Guard  
6-5, 201, Senior-1L  
Los Angeles, Calif.  
Westchester High/  
Syracuse Univ.


PPG: 16.0 RPG: 3.7 APG: 3.6  
FG%: 45.8 3FG: 30.9 FT%: 64.7



# 5  
TRAVIS HANOUR

Guard  
6-7, 198, Sophomore-TR  
Laguna Beach, Calif.  
Laguna Beach High/  
Univ. of Arizona


PPG: 3.7 RPG: 3.4 APG: 1.2  
FG%: 27.3 3FG: 26.5 FT%: 64.3



# 11  
STEVE SIR

Guard  
6-6, 201, Freshman-RS  
Minnetonka, Minn.  
Cretin Derham Hall High


PPG: 5.7 RPG: 1.2 APG: 0.9  
FG%: 36.7 3FG: 36.0 FT%: 90.0



# 15  
JOHN SHARPER

Guard  
6-0, 190, Freshman-HS  
Oakland, Calif.  
St. Mary's High

PPG: 2.4 RPG: 1.1 APG: 0.7  
FG%: 44.8 3FG: 45.8 FT%: 60.0



# 20  
TRIMAIME DAVIS

Forward  
6-7, 219, Freshman-RS  
Pittsburg, Calif.  
Pittsburg High

PPG: 1.7 RPG: 1.1 APG: 0.1  
FG%: 60.9 3FG: -- FT%: 42.9



# 21  
EVAN BURNS

Forward  
6-8, 220, Freshman-HS  
Inglewood, Calif.  
Fairfax High


PPG: 7.9 RPG: 4.5 APG: 1.2  
FG%: 45.0 3FG: 30.4 FT%: 84.8



# 22  
CHRIS MANKER

Center  
7-0, 209, So.-TR  
West Des Moines, Iowa  
Laguna Beach (Calif.)  
High/Oregon State Univ.


PPG: 2.8 RPG: 1.8 APG: 0.2  
FG%: 36.4 3FG: 33.3 FT%: 33.3



# 30  
MIKE MACKELL

Center  
6-9, 250, Senior-1L  
Washington, D.C.  
Eastern High/  
Porterville JC

PPG: 15.8 RPG: 4.7 APG: 0.9  
FG%: 57.2 3FG: -- FT%: 66.7



# 32  
BEN WARDROP

Guard  
6-2, 189, Junior-SQ  
Anaheim, Calif.  
Loara High


PPG: 1.0 RPG: 0.0 APG: 0.8  
FG%: 40.0 3FG: 25.0 FT%: --



# 34  
AERICK SANDERS

Forward  
6-8, 204, Junior-2L  
Carson, Calif.  
Gardena Serra High

PPG: 6.7 RPG: 8.8 APG: 1.2  
FG%: 53.5 3FG: -- FT%: 76.5



# 40  
MARKEE WHITE

Forward  
6-7, 190, Freshman-RS  
Long Beach, Calif.  
Long Beach Poly High

PPG: 0.3 RPG: 0.5 APG: 0.5  
FG%: 0.0 3FG: -- FT%: 40.0



Head Coach  
STEVE FISHER

- 12th full season as head coach • 236-139
- 4th year at San Diego State • 52-57
- 1989 NCAA champion
- 3 NCAA Championship game appearances
- 8 NCAA Tournament appearances
- 4th in Active NCAA Tournament winning percentage (ahead of Tubby Smith, Roy Williams, Jim Calhoun, Steve Lavin and Rick Majerus)



# SAN DIEGO STATE ROSTER

## 2002-03 Alphabetical Roster

No.	Name	Pos.	Ht.	Wt.	Yr.	Exp.	Most Recent Div. I Season			Hometown (High School/Previous School)
							PPG	RPG	APG	
4	Tony Bland	G	6-5	201	Sr.	1L	15.7	4.0	3.4	Los Angeles, Calif. (Westchester High/Syracuse Univ.)
21	Evan Burns	F	6-8	220	Fr.	HS	---	---	---	Los Angeles, Calif. (Fairfax High)
20	Trimaine Davis	F	6-7	219	Fr.	RS	---	---	---	Bay Point, Calif. (Pittsburg High)
5	Travis Hanour ^	G	6-7	198	So.	TR	3.1	1.4	0.6	Laguna Beach, Calif. (Laguna Beach High/Univ. of Arizona)
0	Tommy Johnson	G	6-4	185	So.	1L	1.5	0.9	0.4	Los Angeles, Calif. (Crenshaw High)
30	Mike Mackell	C	6-9	250	Sr.	1L	10.6	4.4	0.5	Washington, D.C. (Eastern High/Porterville JC)
22	Chris Manker ^	C	7-0	209	So.	TR	1.6	2.0	0.5	West Des Moines, Iowa (Laguna Beach (Calif.) High/Oregon State Univ.)
1	Deandre Moore	G	5-10	191	Sr.	2L	3.6	1.9	2.8	Compton, Calif. (Compton High/Vanderbilt Univ.)
34	Aerick Sanders	F	6-8	204	Jr.	2L	2.5	3.1	0.2	Carson, Calif. (Gardena Serra High)
15	John Sharper *	G	6-0	190	Fr.	HS	---	---	---	Oakland, Calif. (St. Mary's High)
11	Steve Sir	G	6-6	201	Fr.	RS	---	---	---	Minnetonka, Minn. (Cretin Derham Hall High)
12	Andre Torres *	G	5-9	170	Jr.	SQ	0.0	0.0	0.2	Chula Vista, Calif. (Eastlake High)
32	Ben Wardrop *	G	6-2	189	Jr.	SQ	0.6	0.6	0.2	Anaheim, Calif. (Loara High)
40	Markee White *	F	6-7	190	Fr.	RS	---	---	---	Long Beach, Calif. (Long Beach Poly High)

## 2002-03 Numerical Roster

No.	Name	Pos.	Ht.	Wt.	Yr.	Exp.	Most Recent Div. I Season			Hometown (High School/Previous School)
							PPG	RPG	APG	
0	Tommy Johnson	G	6-4	185	So.	1L	1.5	0.9	0.4	Los Angeles, Calif. (Crenshaw High)
1	Deandre Moore	G	5-10	191	Sr.	2L	3.6	1.9	2.8	Compton, Calif. (Compton High/Vanderbilt Univ.)
4	Tony Bland	G	6-5	201	Sr.	1L	15.7	4.0	3.4	Los Angeles, Calif. (Westchester High/Syracuse Univ.)
5	Travis Hanour ^	G	6-7	198	So.	TR	3.1	1.4	0.6	Laguna Beach, Calif. (Laguna Beach High/Univ. of Arizona)
11	Steve Sir	G	6-6	201	Fr.	RS	---	---	---	Minnetonka, Minn. (Cretin Derham Hall High)
12	Andre Torres *	G	5-9	170	Jr.	SQ	0.0	0.0	0.2	Chula Vista, Calif. (Eastlake High)
15	John Sharper *	G	6-0	190	Fr.	HS	---	---	---	Oakland, Calif. (St. Mary's High)
20	Trimaine Davis	F	6-7	219	Fr.	RS	---	---	---	Bay Point, Calif. (Pittsburg High)
21	Evan Burns	F	6-8	220	Fr.	HS	---	---	---	Los Angeles, Calif. (Fairfax High)
22	Chris Manker ^	C	7-0	209	So.	TR	1.6	2.0	0.5	West Des Moines, Iowa (Laguna Beach (Calif.) High/Oregon State Univ.)
30	Mike Mackell	C	6-9	250	Sr.	1L	10.6	4.4	0.5	Washington, D.C. (Eastern High/Porterville JC)
32	Ben Wardrop *	G	6-2	189	Jr.	SQ	0.6	0.6	0.2	Anaheim, Calif. (Loara High)
34	Aerick Sanders	F	6-8	204	Jr.	2L	2.5	3.1	0.2	Carson, Calif. (Gardena Serra High)
40	Markee White *	F	6-7	190	Fr.	RS	---	---	---	Long Beach, Calif. (Long Beach Poly High)

**Head Coach:** Steve Fisher (Illinois State, 1967)

**Assistant Head Coach:** Brian Dutcher (Minnesota, 1982)

**Assistant Coaches:** Marvin Menzies (UCLA, 1986), Gregg Gottlieb (UCLA, 1995)

**Director of Operations:** Mark Fisher (Michigan, 2001)

**Athletic Trainer:** Mark Haines (Metropolitan State College, 1987)

Year refers to basketball eligibility for the 2002-03 season. \* - Indicates Walk-on. ^ - Eligible for competition in December, 2002

## Redshirts

No.	Name	Pos.	Ht.	Wt.	Yr.*	Exp.	Hometown (High School/Previous School)
	Wesley Stokes	G	6-0	175	Jr.	TR	Long Beach, Calif. (Poly High/Univ. of Missouri)
3	Chris Walton	F	6-9	227	Jr.	2L	San Diego, Calif. (Univ. of San Diego High)

\* - Refers to athletic class for the 2003-04 season.

# SAN DIEGO STATE UNIVERSITY

Record: 12-9 (Home: 8-6, Away: 4-3, Neutral: 0-0)  
Mountain West Conference: 3-5 (Home: 2-3, Away: 1-2)

San Diego State High										
Date	NR	Opponent	SDSU Result	W-L	Record	MWC	Scorer	Rebounder	Assists	Attendance
Nov. 23		EASTERN WASHINGTON	L 70-75	L1	0-1		Mackell-19	Sanders-11	Johnson/Moore-4	6,183
Nov. 27		at Portland	L 86-91	L2	0-2		Sir-18	Bland-8	Moore-7	947
Nov. 30		at Cal Poly	W 65-62	W1	1-2		Bland/Mackell-21	Sanders-9	Moore-6	2,859
Dec. 2		UC SAN DIEGO	W 87-57	W2	2-2		Bland/Sir-18	Sanders-11	Moore-8	4,401
Dec. 7	1/1	ARIZONA	L 81-89	L1	2-3		Bland/Moore-16	Sanders-11	Moore-8	(c) 12,414
Dec. 10		at Long Beach State	W 64-55	W1	3-3		Mackell-17	Sanders-12	Bland-4	2,542
Dec. 14		HAWAII	W 60-49	W2	4-3		Bland-19	Sanders-9	Moore-5	6,138
Dec. 21		at Houston (D)	W 71-61	W3	5-3		Mackell-22	Sanders-14	Bland-6	3,444
Dec. 28		FLORIDA ATLANTIC	W 91-75	W4	6-3		Burns-21	Sanders-11	Bland-8	5,566
Dec. 30		IPFW	W 74-58	W5	7-3		Mackell-11	Johnson/Sanders-7	Moore-7	5,094
Jan. 3		LOYOLA MARYMOUNT	W 79-69	W6	8-3		Bland-29	Burns-10	three with-3	5,269
Jan. 6	23/21	TEXAS TECH	L 63-75	L1	8-4		Bland-13	Sanders-6	Bland/Johnson-3	(c) 12,414
Jan. 8		SAN DIEGO	W 78-72	W1	9-4		Bland-17	Burns-7	Bland-8	8,078
Jan. 11		*at Air Force (D)	W 63-48	W2	10-4	1-0	Burns-14	Moore-8	Moore-4	3,131
Jan. 18		*UTAH (D)	W 58-56	W3	11-4	2-0	Bland/Mackell-13	Moore-9	Moore-3	7,102
Jan. 20		*BRIGHAM YOUNG	L 69-80	L1	11-5	2-1	Bland-25	Sanders-11	Moore-4	8,497
Jan. 25		*at New Mexico	L 62-66	L2	11-6	2-2	Bland-14	Sanders-4	Johnson-4	15,003
Feb. 1		*COLORADO STATE	L 69-72	L3	11-7	2-3	Bland-19	Sanders-10	Moore-3	8,554
Feb. 3		*WYOMING	W 80-70	W1	12-7	3-3	Bland-18	Sanders-14	Burns/Moore-5	6,184
Feb. 11		*UNLV	L 64-79	L1	12-8	3-4	Mackell-22	Sanders-11	Bland-5	7,575
Feb. 15		*at Utah	L 62-76	L2	12-9	3-5	Bland-16	Mackell-6	Johnson/Moore-3	11,762
Feb. 17		*at Brigham Young								
Feb. 22		*AIR FORCE								
Feb. 24		*NEW MEXICO								
Mar. 1		*at Wyoming (D)								
Mar. 3		*at Colorado State								
Mar. 8		*at UNLV								
Mar. 13-15		at Mountain West Conference Championship (Las Vegas, Nev.)								

Caps denotes home game. \* - Indicates Mountain West Conference Game. ^ - Mountain West Conference Championship (Las Vegas, Nev.). Two-letter abbreviation indicates round, number to left of team indicates seed. Opp. NR - Indicates San Diego State's opponent national rankings in the Associated Press and ESPN/USA Today coaches polls at gametime. :00 - Time remaining in the final ten seconds when winning team scored final points to break a tie or win the game. D - Indicates day game. c - Indicates capacity.

## Record/Attendance Summary

	G	W-L	Total	Average	High
Home	14	8-6	103,469	7,391	12,414 vs. Arizona (Dec. 7) and vs. Texas Tech (Jan. 6)
Mountain West	5	2-3	37,912	7,582	8,554 vs. Colorado State (Feb. 1)
Away	7	4-3	39,688	5,670	15,003 at New Mexico (Jan. 25)
Mountain West	3	1-2	29,896	9,965	15,003 at New Mexico (Jan. 25)
Neutral					
Total	21	12-9	143,157	6,817	15,003 at New Mexico (Jan. 25)
Mountain West	8	3-5	67,808	8,476	15,003 at New Mexico (Jan. 25)

## Win/Loss Margin

	1	2	3	4	5	6	7	8	9	10	11	12	13	14	15	16	17	18	19	20	21	22	23	24	25	30
Win		1	1			1			1	3	1				1	2										1
Loss			1	1	2			1			1	1		1	1											

# SAN DIEGO STATE UNIVERSITY

Record: 12-9 (Home: 8-6, Away: 4-3, Neutral: 0-0)

No.	Player	TOTAL						3-PTS				REBOUNDS												
		GP	GS	Min	Avg	FG-FGA	Pct	3FG-FGA	Pct	FT-FTA	Pct	Off	Def	Tot	Avg	PF	FO	A	TO	Blk	Stl	Pts	Avg	
04	BLAND, Tony	21	21	721	34.3	126-279	.452	18-58	.310	67-103	.650	21	54	75	3.6	25	1	72	42	8	19	337	16.0	
30	MACKELL, Mike	21	20	598	28.5	125-228	.548	0-0	.000	79-120	.658	56	44	100	4.8	59	5	17	62	4	11	329	15.7	
01	MOORE, Deandre	21	21	621	29.6	57-135	.422	29-69	.420	26-38	.684	15	55	70	3.3	67	3	90	56	1	34	169	8.0	
21	BURNS, Evan	17	2	311	18.3	47-104	.452	8-25	.320	28-33	.848	29	47	76	4.5	53	0	20	28	15	22	130	7.6	
34	SANDERS, Aerick	21	21	564	26.9	55-103	.534	0-0	.000	28-38	.737	80	100	180	8.6	70	4	25	37	23	13	138	6.6	
11	SIR, Steve	21	7	316	15.0	36-99	.364	32-90	.356	9-10	.900	4	22	26	1.2	17	0	18	20	0	5	113	5.4	
00	JOHNSON, Tommy	19	6	314	16.5	36-101	.356	13-47	.277	13-17	.765	15	37	52	2.7	32	0	36	29	1	11	98	5.2	
05	HANOUR, Travis	14	6	242	17.3	16-56	.286	10-35	.286	9-14	.643	11	35	46	3.3	20	0	16	13	6	4	51	3.6	
22	MANKER, Chris	17	1	143	8.4	18-48	.375	11-31	.355	3-9	.333	11	17	28	1.6	16	0	3	15	5	3	50	2.9	
15	SHARPER, John	19	0	189	9.9	13-29	.448	11-24	.458	6-10	.600	5	15	20	1.1	15	0	13	9	0	6	43	2.3	
20	DAVIS, Trimaine	18	0	147	8.2	14-23	.609	0-0	.000	3-7	.429	4	16	20	1.1	28	1	1	4	0	4	31	1.7	
32	WARDROP, Ben	5	0	11	2.2	2-5	.400	1-4	.250	0-0	.000	0	0	0	0.0	5	0	4	1	0	1	5	1.0	
40	WHITE, Markee	6	0	22	3.7	0-4	.000	0-0	.000	2-5	.400	2	1	3	0.5	3	0	3	2	0	0	2	0.3	
12	TORRES, Andre	1	0	1	1.0	0-0	.000	0-0	.000	0-0	.000	0	0	0	0.0	1	0	0	0	0	1	0	0.0	
TEAM												39	29	68	3.2	0	5							
TOTAL		21					545-1214	.449	133-383	.347	273-404	.676	292	472	764	36.4	411	14	318	323	63	134	1496	71.2
OPPONENTS		21					486-1121	.434	137-389	.352	326-450	.724	210	430	640	30.5	409	-	290	304	81	157	1435	68.3

SCORE BY PERIODS:	1st	2nd	OT	Total
SAN DIEGO STATE	716	780		- 1,496
OPPONENTS	697	738		- 1,435

Mountain West Record: 3-5 (Home: 2-3, Away: 1-2)

No.	Player	TOTAL						3-PTS			REBOUNDS													
		GP	GS	Min	Avg	FG-FGA	Pct	3FG-FGA	Pct	FT-FTA	Pct	Off	Def	Tot	Avg	PF	FO	A	TO	Blk	Stl	Pts	Avg	
04	BLAND, Tony	8	8	295	36.9	54-106	.509	6-18	.333	23-30	.767	6	21	27	3.4	10	0	20	17	3	5	137	17.1	
30	MACKELL, Mike	8	8	251	31.4	49-95	.516	0-0	.000	20-36	.556	25	9	34	4.2	23	1	6	25	3	3	118	14.8	
01	MOORE, Deandre	8	8	218	27.2	21-52	.404	12-26	.462	9-14	.643	6	25	31	3.9	30	2	27	14	1	14	63	7.9	
21	BURNS, Evan	8	2	156	19.5	21-52	.404	6-17	.353	9-10	.900	11	24	35	4.4	26	0	12	13	6	8	57	7.1	
34	SANDERS, Aerick	8	8	216	27.0	23-42	.548	0-0	.000	7-11	.636	29	33	62	7.8	28	0	9	16	8	5	53	6.6	
00	JOHNSON, Tommy	7	0	79	11.3	8-20	.400	3-5	.600	2-2	1.000	6	10	16	2.3	7	0	8	8	1	2	21	3.0	
15	SHARPER, John	7	0	84	12.0	6-12	.500	4-9	.444	3-5	.600	2	5	7	1.0	5	0	6	4	0	2	19	2.7	
11	SIR, Steve	8	1	104	13.0	7-26	.269	6-25	.240	0-0	.000	2	4	6	0.8	5	0	2	8	0	0	20	2.5	
05	HANOUR, Travis	8	5	126	15.8	5-23	.217	3-13	.231	6-7	.857	6	17	23	2.9	10	0	8	4	2	2	19	2.4	
22	MANKER, Chris	8	0	39	4.9	5-14	.357	3-11	.273	1-2	.500	2	2	4	0.5	6	0	0	5	1	1	14	1.8	
20	DAVIS, Trimaine	6	0	32	5.3	3-3	1.000	0-0	.000	0-0	.000	1	3	4	0.7	9	0	0	1	0	1	6	1.0	
TEAM												18	12	30	3.8	0	2							
TOTAL		8					202-445	.454	43-124	.347	80-117	.684	114	165	279	34.9	159	3	98	117	25	43	527	65.9
OPPONENTS		8					177-382	.463	60-153	.392	133-174	.764	59	147	206	25.8	140	-	113	97	37	50	547	68.4

SCORE BY PERIODS:	1st	2nd	OT	Total
SAN DIEGO STATE	251	276		- 527
OPPONENTS	285	262		- 547



# SAN DIEGO STATE UNIVERSITY

## 2002-03 Game-By-Game Results

Opponent	Site/Date	FG-FGA	Pct	3P-3PA	Pct	FT-FTA	Pct	Off-Def	Tot	PF	AT	TO	BS	ST	1st-2nd	Pts
at SDSU	H	24-54	.444	4-18	.222	18-23	.783	11-19	30	20	11	13	3	4	33-37	70
Eastern Washington	11/23	24-52	.462	8-14	.571	19-28	.679	10-20	30	21	17	10	5	7	31-44	75
SDSU	A	26-62	.419	10-24	.417	24-36	.667	13-27	40	36	22	21	1	5	37-49	86
at Portland	11/27	24-54	.444	5-18	.278	38-53	.717	9-25	34	30	18	15	8	9	34-57	91
SDSU	A	22-63	.349	6-15	.400	15-22	.682	19-24	43	16	15	12	3	8	34-31	65
at Cal Poly	11/30	21-56	.375	8-22	.364	12-15	.800	12-26	38	19	10	15	3	9	36-26	62
at SDSU	H	32-66	.485	16-33	.485	7-11	.636	14-30	44	8	23	14	4	3	47-40	87
UC San Diego	12/2	23-58	.397	7-30	.233	4-7	.571	7-20	27	14	14	15	0	9	24-33	57
at SDSU	H	32-73	.438	8-25	.320	9-13	.692	18-23	41	25	18	18	4	9	35-46	81
No. 1/1 Arizona	12/7	30-67	.448	7-24	.292	22-30	.733	15-25	40	17	18	14	4	9	44-45	89
SDSU	A	22-49	.449	6-15	.400	14-18	.778	12-26	38	20	12	20	2	5	31-33	64
at Long Beach State	12/10	18-53	.340	4-18	.222	15-23	.652	13-17	30	17	10	13	2	10	26-29	55
at SDSU	H	22-49	.449	3-7	.429	13-19	.684	4-24	28	17	13	12	4	9	22-38	60
Hawai'i	12/14	17-50	.340	6-15	.400	9-13	.692	11-27	38	19	13	21	2	2	22-27	49
SDSU	A	26-61	.426	6-22	.273	13-19	.684	19-21	40	15	16	14	1	8	28-43	71
at Houston	12/21	25-57	.439	5-14	.357	6-9	.667	12-21	33	19	11	16	4	4	30-31	61
at SDSU	H	31-66	.470	5-22	.227	24-39	.615	15-24	39	20	23	17	2	15	51-40	91
Florida Atlantic	12/28	27-58	.466	8-21	.381	13-19	.684	9-24	33	31	11	26	0	7	41-34	75
at SDSU	H	27-58	.466	9-23	.391	11-19	.579	15-26	41	15	19	18	3	10	45-29	74
IPFW	12/30	21-57	.368	5-19	.263	11-17	.647	13-17	30	16	13	17	3	11	21-37	58
at SDSU	H	26-55	.473	2-12	.167	25-30	.833	12-20	32	17	16	9	5	7	35-44	79
Loyola Marymount	1/3	26-55	.473	4-9	.444	13-15	.867	9-19	28	23	13	14	3	6	39-30	69
at SDSU	H	27-60	.450	7-22	.318	2-6	.333	14-17	31	20	14	24	2	5	42-33	75
No. 23/21 Tx. Tech	1/6	29-61	.475	1-5	.200	16-19	.842	14-22	36	14	16	18	6	16	38-25	63
at SDSU	H	26-53	.491	8-21	.381	18-32	.563	12-26	38	23	18	14	4	3	29-49	78
San Diego	1/8	24-61	.393	9-27	.333	15-28	.536	17-20	37	29	13	13	4	8	22-50	72
SDSU	A	23-40	.575	5-11	.455	12-12	1.000	9-20	29	14	12	14	0	6	34-29	63
at Air Force	1/11	15-39	.385	7-26	.269	11-14	.786	5-8	13	15	11	8	1	4	29-19	48
at SDSU	H	21-50	.420	5-13	.385	11-19	.579	12-26	38	18	9	14	1	3	29-29	58
Utah	1/18	18-51	.353	6-23	.261	14-18	.778	7-23	30	21	13	9	3	8	28-28	56
at SDSU	H	23-49	.469	7-16	.438	16-22	.727	13-21	34	26	9	19	5	2	31-38	69
Brigham Young	1/20	22-45	.489	10-17	.588	26-34	.765	6-19	25	23	14	11	1	10	41-39	80
SDSU	A	27-49	.551	4-15	.267	4-5	.800	5-19	24	21	14	16	4	8	30-32	62
at New Mexico	1/25	19-42	.452	9-21	.429	19-24	.792	7-18	25	12	12	15	1	8	37-29	66
at SDSU	H	27-69	.391	6-24	.250	9-15	.600	22-18	40	20	11	12	3	9	31-38	69
Colorado State	2/1	25-52	.481	4-16	.250	18-21	.857	9-21	30	19	16	15	11	2	37-35	72
at SDSU	H	31-62	.500	5-12	.417	13-21	.619	14-25	39	21	19	11	3	8	41-39	80
Wyoming	2/3	24-48	.500	7-16	.438	15-24	.625	6-17	23	20	17	15	4	4	39-31	70
at SDSU	H	26-63	.413	4-16	.250	8-11	.727	20-16	36	18	15	17	6	3	27-37	64
UNLV	2/11	28-53	.528	8-13	.615	15-19	.789	10-17	27	14	16	14	9	9	43-36	79
SDSU	A	26-52	.500	9-21	.429	15-20	.750	9-24	33	16	14	10	7	5	31-45	76
at Utah	2/15	24-63	.381	7-17	.412	7-12	.583	19-20	39	21	9	14	3	4	28-34	62

# SAN DIEGO STATE UNIVERSITY

## 2002-03 Player Points/Rebounds/Assists Game-By-Game

	0	1	4	5	11	12	15	20	21	22	30	32	34	40
Opponent	Tommy Johnson	Deandre Moore	Tony Bland	Travis Hanour	Steve Sir	Andre Torres	John Sharper	Trimaine Davis	Evan Burns	Chris Manker	Mike Mackell	Ben Wardrop	Aerick Sanders	Markee White
EASTERN WASHINGTON	7/0/4	8/4/4*	16/5/2*	TR	9/1/1*	CD	0/0/0	3/1/0	NCAA	TR	19/6/0*	CD	8/11/0*	0/0/0
at Portland	13/5/3	14/6/7*	15/8/5*	TR	18/4/2*	DNT	0/2/0	4/3/0	NCAA	TR	17/7/2*	0/0/1	5/2/1*	0/1/1
at Cal Poly	4/4/5	10/7/6*	21/6/1*	TR	9/0/1*	DNT	0/0/1	0/3/0	NCAA	TR	21/7/1*	CD	0/9/0*	0/0/0
UC SAN DIEGO	6/2/1	11/1/8*	18/3/6*	TR	18/4/1*	CD	3/5/2	6/2/0	NCAA	TR	15/8/1*	0/0/2	8/11/2*	2/2/0
ARIZONA	5/1/4	16/3/8*	16/4/1*	TR	6/1/0*	CD	CD	4/1/0	7/3/3	5/5/2	15/8/0*	CD	7/11/0*	CD
at Long Beach State	4/4/0	5/2/3*	11/2/4*	TR	2/1/2*	DNT	3/0/0	0/2/0	10/4/1	8/4/1	17/6/0*	CD	4/12/1*	CD
HAWAII	6/0/0*	7/1/5*	19/2/1*	4/2/2	5/1/1	CD	0/0/0	0/0/0	0/3/0	2/2/0	15/8/1*	CD	2/9/3*	CD
at Houston (D)	7/5/1*	10/2/1*	7/4/6*	6/4/1	3/1/1	DNT	0/0/0	0/0/0	4/4/2	0/1/0	22/3/0*	CD	12/14/4*	CD
FLORIDA ATLANTIC	7/2/3*	5/2/5*	9/5/8*	11/4/0	0/0/0	0/0/0	8/0/0	3/2/0	21/4/0	0/1/0	20/4/3*	0/0/0	7/11/2*	0/0/1
IPFW	8/7/1*	6/4/7*	9/0/4*	3/5/2	6/2/2	CD	3/2/1	3/1/0	10/3/0	5/4/0	11/4/0*	3/0/1	7/7/0*	0/0/1
LOYOLA MARYMOUNT	5/4/3*	2/2/3*	29/0/3*	INJ	2/0/1	CD	3/3/2	0/0/0	10/10/0	3/1/0	13/1/2*	2/0/0	10/9/2*	CD
TEXAS TECH	5/2/3*	8/3/2*	13/3/3*	5/2/1	6/0/1	CD	3/1/0	2/1/1	2/3/2	4/4/0	11/3/1*	CD	4/6/0*	CD
SAN DIEGO	CD	4/2/4*	17/6/8*	3/6/2*	9/4/2	CD	1/0/1	CD	9/7/0	9/2/0*	15/1/0	CD	11/6/1*	CD
*at Air Force (D)	3/2/0	11/8/4*	11/5/3*	2/3/1*	8/0/1	DNT	CD	CD	14/5/1	0/0/0	10/2/1*	CD	4/4/1*	CD
*UTAH (D)	CD	8/9/3*	13/5/2*	4/7/2*	0/1/0	CD	3/0/0	0/0/0	5/3/0	6/2/0	13/5/1*	CD	6/3/1*	CD
*BRIGHAM YOUNG	4/3/0	9/3/4*	25/3/2*	0/1/1*	6/1/0	CD	2/1/1	2/0/0	2/4/0	0/0/0	18/6/0*	CD	1/11/1*	CD
*at New Mexico	4/3/4	7/3/2*	14/1/2*	2/0/1	3/3/0*	DNT	3/2/1	0/1/0	7/3/1	2/2/0	10/0/3*	CD	10/4/0*	CD
*COLORADO STATE	0/0/0	11/2/3*	19/4/1*	5/4/2*	0/0/0	CD	4/3/1	4/2/0	5/4/1	0/0/0	15/7/1*	CD	6/10/2*	CD
*WYOMING	2/1/0	7/3/5*	18/3/4*	0/3/1	3/0/0	CD	2/1/2	0/0/0	17/8/5*	0/0/0	17/2/0*	CD	14/14/2*	CD
*UNLV	3/2/1	0/1/3*	21/4/5*	3/3/0	0/0/1	CD	5/0/1	0/1/0	2/4/3*	0/0/0	22/6/0*	CD	8/11/1*	CD
*at Utah	5/5/3	10/2/3*	16/2/1*	3/2/0*	0/1/0	DNT	0/0/0	CD	5/4/1	6/0/0	13/6/0*	CD	4/5/1*	CD
*at Brigham Young														
*AIR FORCE														
*NEW MEXICO														
*at Wyoming (D)														

\*at Colorado State

\*at UNLV

at Mountain West Conference Championship (Las Vegas, Nev.)

\* - Indicates starter. CD - Did Not Play-Coach's Decision. DNT - Did Not Travel. INJ - Did Not Play-Injured. TR - Did Not Play-NCAA Transfer Rules. TS - Did Not Play-Team Suspension. NS - Did Not Play-NCAA Suspension. \* - Indicates Mountain West Conference Game.

## 2002-03 San Diego State Superlatives

Category	2002-03 Season	SDSU High Since 2000-01 Season
Points Scored	29 by Tony Bland vs. Loyola Marymount (1-3-03)	33 by Tony Bland vs. Houston (1-29-02)
Field Goals	11 by Tony Bland vs. Loyola Marymount (1-3-03)	14 by Randy Holcomb at Texas A&M-CC (1-8-02)
Field Goals Attempted	21 by Tony Bland vs. Arizona (12-7-02)	24 by Randy Holcomb vs. Florida Atlantic (11-30-00)
Highest FG Percentage (min. 5 made)	85.7 (6-7) Evan Burns at Air Force (1-11-03)	1.000 (6-6) Mike Mackell vs. Colorado State (1-19-02) 1.000 (6-6) Marcelo Correa vs. UCSD (11-17-00)
Highest FG Percentage (min. 10 made)	61.1 (11-18) Tony Bland vs. LMU (1-3-03)	78.6 (11-14) Randy Holcomb at Duke (12-29-01)
3-Point Field Goals Made	6 by Steve Sir vs. UC San Diego (12-2-02)	7 by Al Faux vs. Oklahoma State (12-30-00)
3-Point Field Goals Attempted	10 by Steve Sir vs. UC San Diego (12-2-02)	11 by Al Faux at Texas A&M-CC (1-8-02) 11 by Al Faux vs. New Mexico (2-28-02)
3-Point Field Goal Percentage (min. 4 made)	60.0 (6-10) Steve Sir vs. UC San Diego (12-2-02)	100.0 (4-4) by Deandre Moore vs. Utah (2-11-02)
3-Point Field Goal Percentage (Min. 7 made)	NA	87.5 (7-8) by Al Faux vs. Oklahoma State (11-30-00)
Free Throws	8 by Mike Mackell vs. Brigham Young (1-20-03) 8 by Mike Mackell vs. Florida Atlantic (12-28-02)	11 by Mike Mackell at Brigham Young 11 by Mike Mackell at New Mexico
Free Throws Attempted	14 by Tony Bland vs. San Diego (1-8-03)	14 by Tony Bland vs. San Diego (1-8-03)
Free Throw Percentage (min. 5 made)	100.0 (5-5) by Mike Mackell (12-10-02)	1.000 (8-8) by Marcelo Correa vs. BYU (2-12-01) 1.000 (6-6) by Mike Mackell vs. BYU (3-7-02) 100.0 (6-6) by Tony Bland vs. UC San Diego (11-27-01)
Free Throw Percentage (min. 10 made)	NA	91.7 (11-12) by Mike Mackell at Brigham Young (1-12-02)
Offensive Rebounds	9 by Aerick Sanders vs. UNLV (2-11-03)	9 by Aerick Sanders vs. UNLV (2-11-03)
Defensive Rebounds	10 by Aerick Sanders vs. Brigham Young (1-20-03)	12 by Randy Holcomb at Duke (12-29-01)
Total Rebounds	14 by Aerick Sanders vs. Wyoming (2-3-03) 14 by Aerick Sanders at Houston (12-21-02)	15 by Randy Holcomb at Duke (12-29-01)
Assists	8 by Tony Bland vs. San Diego (1-8-03) 8 by Tony Bland vs. Florida Atlantic (12-28-02) 8 by Deandre Moore vs. Arizona (12-7-02) 8 by Deandre Moore vs. UC San Diego (12-2-02)	11 by Deandre Moore vs. Wyoming (3-1-02) 11 by Deandre Moore vs. CS Sacramento (12-2-00)
Blocked Shots	4 by Aerick Sanders vs. UC San Diego (12-2-02)	5 by Marcelo Correa vs. San Diego (12-9-00) 5 by Marcelo Correa vs. CS Sacramento (12-2-00)
Steals	7 by Deandre Moore vs. Colorado State (2-1-03)	7 by Deandre Moore vs. Colorado State (2-1-03)
Minutes Played	40 by Aerick Sanders vs. Eastern Washington (11-30-02)	45 by Myron Epps vs. UCSB (12-6-00)

2002-03 High	High Since 00-01	Category	2002-03 Low	Low Since 00-01
91 vs. Florida Atlantic (12-28-02)	98 vs. UC San Diego (11-27-01)	Points Scored	58 vs. Utah (1-18-03)	39 vs. Air Force (3-2-02)
32 vs. Arizona/UCSD	40 vs. UC San Diego (11-27-01)	Field Goals	21 vs Utah (1-18-03)	16 vs. Air Force (3-2-02)
73 vs. Arizona (12-7-02)	83 vs. Wyoming (1-21-02)	Field Goals Attempted	40 at Air Force (1-11-03)	40 at Air Force (1-11-03)
57.5 (23-40) at Air Force (1-11-03)	67.8 vs. UC San Diego (11-27-01)	FG Percentage	34.9 at Cal Poly (11-30-02)	29.3 vs. Utah (2-9-02)
16 vs. UC San Diego (12-2-02)	16 vs. UC San Diego (12-2-02)	3-Point Field Goals Made	2 vs. Loyola Marymount (1-3-03)	1 at UNLV (3-9-02)
33 vs. UC San Diego (12-2-02)	33 vs. UC San Diego (12-2-02)	3-Point Field Goals Attempted	7 vs. Hawai'i (12-14-02)	6 at UNLV (3-9-02)
48.5 (16-33) vs. UCSD (12-2-02)	61.9 vs. Oklahoma St. (12-30-00)	3-Point Field Goal Percentage	16.7 vs. LMU (1-3-03)	16.7 - two times
25 vs. Loyola Marymount (1-3-03)	33 vs. CS Northridge (12-1-01)	Free Throws Made	2 vs. Texas Tech (1-6-03)	2 vs. Texas Tech (1-6-03)
39 vs. Florida Atlantic (12-28-02)	44 vs. CS Northridge (12-1-01)	Free Throws Attempted	6 vs. Texas Tech (1-6-03)	6 vs. Texas Tech (1-6-03)
100.0 (12-12) at Air Force (1-11-03)	100.0 (12-12) at Air Force (1-11-03)	Free Throw Percentage	33.3 vs. Texas Tech (1-6-03)	33.3 vs. Texas Tech (1-6-03)
22 vs. Colorado State (2-1-03)	22 vs. Colorado State (2-1-03)	Offensive Rebounds	4 vs. Hawai'i (12-14-02)	6 - two times
30 vs. UC San Diego (12-2-02)	35 - three times	Defensive Rebounds	16 vs. UNLV (2-11-03)	14 vs. Illinois (3-15-02)
44 vs. UC San Diego (12-2-02)	49 vs. Florida Atlantic (11-30-01)	Total Rebounds	24 at New Mexico (1-25-03)	24 at New Mexico (1-25-03)
36 at Portland (11-27-02)	36 at Portland (11-27-02)	Fouls	8 vs. UC San Diego (12-2-02)	8 vs. UC San Diego (12-2-02)
4 at Portland (11-27-02)	4 at Portland (11-27-02)	Fouled Out	0 - many times	0 - many times
23 vs. UC San Diego/vs. Fla. Atlantic	26 vs. UC San Diego (11-27-01)	Assists	9 vs. Utah/vs. BYU/at Utah	3 vs. Utah (2-9-02)
24 vs. Texas Tech (1-6-03)	28 vs. UNLV (1-26-02)	Turnovers	9 vs. Loyola Marymount (1-3-03)	7 - three times
6 vs. UNLV (2-11-03)	11 vs. Wyoming (1-21-02)	Blocked Shots	0 at Air Force (1-11-03)	0 at Utah (1-14-02)
15 vs. Florida Atlantic (12-28-02)	15 vs. Florida Atlantic (12-28-02)	Steals	2 vs. BYU (1-20-03)	2 - two times
51 vs. Florida Atlantic, 1st (12-28-02)	57 vs. UC San Diego, 1st (11-27-02)	Points/Half	22 vs. Hawai'i, 1st (12-14-02)	19 at Hawai'i, 1st (12-14)
73.7 at UNM, 2nd (1-25-03)	76.2 vs. Air Force, 2nd (1-20-01)	FG Percentage/Half	32.1 (9-28) vs. Cal Poly, 2nd (11-30-02)	29.0 vs. Utah, 2nd (2-9)

# SAN DIEGO STATE UNIVERSITY

## Aztec Record When...

Category	This Season	Fisher Era	SDSU Streak
Home	8-6	37-24	Lost 1
Away	4-3	12-32	Lost 2
Neutral	0-0	3-2	Lost 1
Wearing Black	2-1		Lost 1
Wearing Red	5-3		Lost 2
Wearing White	5-5		Lost 1
Scoring First	6-4		Lost 3
Opponent Scores First	6-5		Lost 1
Leading at Half	8-2	38-11	Won 8
Trailing at Half	3-7	10-46	Lost 6
Tied at Half	1-0	2-0	
Leading with 5:00 Left	12-1		Won 12
Trailing with 5:00 Left	0-8		Lost 9
Tied with 5:00 Left	0-0		
In Overtime	0-0	0-6	Lost 7
SDSU Outrebounds Opp.	11-6	36-21	Lost 2
SDSU is Outrebounded	1-2	16-36	Lost 2
SDSU Commits More TOs	5-8	18-42	Lost 4
Opp. Commits More TOs	7-1	31-13	Won 1
SDSU More FT Attempts	9-0	35-18	Won 15
Opp. More FT Attempts	3-9	16-40	Lost 2
SDSU Shoots Better than Opp.	8-1	43-15	Lost 1
Opp. Shoots Better than SDSU	2-8	7-43	Lost 5
SDSU Shoots 50% or Better	2-1	20-8	Won 1
SDSU Shoots 40-50%	9-6	27-21	Lost 2
SDSU Shoots 40% or Less	1-2	5-29	Lost 2
Opp. Shoots 50% or Better	1-2	4-16	Lost 2
Opp. Shoots 40-50%	3-7	22-35	Won 1
Opp. Shoots 40% or Less	8-0	28-5	Won 22
SDSU Bench Outscores Opp.	9-2	28-23	Lost 2
Opp. Bench Outscores SDSU	3-7	23-33	Lost 1
SDSU Scores Less Than 60	1-0	2-20	Won 2
SDSU Scores Between 60-69	4-6	12-22	Lost 5
SDSU Scores Between 70-79	4-1	21-11	Won 4
SDSU Scores Between 80-89	2-2	11-5	Won 1
SDSU Scores Between 90-99	1-0	6-0	Won 6
SDSU Scores 100+	0-0	0-0	Won 23
Opp. Scores Less Than 60	6-0	21-2	Won 15
Opp. Scores Between 60-69	3-1	18-7	Lost 1
Opp. Scores Between 70-79	3-5	13-27	Lost 2
Opp. Scores Between 80-89	0-2	0-14	Lost 23
Opp. Scores Between 90-99	0-1	0-7	Lost 17
Opp. Scores 100+	0-0	0-1	Lost 7

## Miscellaneous Stats

### STARTING LINEUPS

SF	PF	C	SG	PG	W-L
Sir	Sanders	Mackell	Bland	Moore	3-4
Johnson	Sanders	Mackell	Bland	Moore	5-1
Hanour	Sanders	Manker	Bland	Moore	1-0
Hanour	Sanders	Mackell	Bland	Moore	3-3
Burns	Sanders	Mackell	Bland	Moore	1-1

### GAMES LED SAN DIEGO STATE IN SCORING

GAMES LED SAN DIEGO STATE IN SCORING		SEASON	CAREER
Tony Bland	.....	13	22
Mike Mackell	.....	7	10
Evan Burns	.....	2	2
Steve Sir	.....	2	2
Deandre Moore	.....	1	2

### GAMES LED SAN DIEGO STATE IN REBOUNDING

CAREER SAN DIEGO STATE IN REBOUNDING		SEASON	CAREER
Aerick Sanders	.15		22
Evan Burns	.2		2
Deandre Moore	.2		4
Tony Bland	.1		6
Tommy Johnson	.1		1
Mike Mackell	.1		4

### GAMES LED SAN DIEGO STATE IN ASSISTS

SEASON		CAREER
Deandre Moore	13	31
Tony Bland	7	21
Tommy Johnson	6	6
Evan Burns	1	1

### DOUBLE-FIGURE SCORING GAMES

SEASON	CAREER	START
Mike Mackell . . . . .	21	38
Tony Bland . . . . .	18	63
Deandre Moore . . . . .	8	23
Evan Burns . . . . .	6	6
Aerick Sanders . . . . .	5	7
Steve Sir . . . . .	2	2
Travis Hanour . . . . .	1	2
Tommy Johnson . . . . .	1	2

### DOUBLE-DOUBLES

Aerick Sanders	2	2
Evan Burns	1	1

### LEADS AND DEFICITS

SDSU Biggest Halftime Lead . . . . .	24 vs. IPFW (12-30-02)
SDSU Biggest Halftime Lead Lost . . . . .	3 at Portland (11-27-02)
SDSU Biggest Halftime Lead Lost in a Loss . . . . .	3 at Portland (11-27-02)
SDSU Biggest Halftime Deficit . . . . .	16 vs. UNLV (2-11-03)
SDSU Biggest Halftime Deficit Overcome . . . . .	4 vs. Loyola Marymount (1-3-03)
SDSU Biggest Halftime Deficit Overcome for Victory . . . . .	4 vs. Loyola Marymount (1-3-03)
SDSU Biggest Lead . . . . .	33 vs. UC San Diego (12-2-02)
SDSU Biggest Lead Lost . . . . .	10 at Portland (11-27-02)
	10 vs. Eastern Wash. (11-23-02)
SDSU Biggest Lead Lost in a Loss . . . . .	10 at Portland (11-27-02)
	10 vs. Eastern Wash. (11-23-02)
SDSU Biggest Deficit . . . . .	19 at Utah (2-15-03)
	19 vs. Arizona (12-7-02)
SDSU Biggest Deficit Overcome . . . . .	13 at Cal Poly (11-30-02)
SDSU Biggest Deficit Overcome for Victory . . . . .	13 at Cal Poly (11-30-02)

### SDSU BY MONTH

November . . . . .	1-2	December . . . . .	6-1	January . . . . .	4-3
February . . . . .	1-3	March . . . . .			

### SDSU BY DAY

Sunday . . . . .	0-0	Monday . . . . .	3-2	Tuesday . . . . .	1-1
Wednesday . . . . .	1-1	Thursday . . . . .	0-0	Friday . . . . .	1-0
Saturday . . . . .	6-5				



## SEASON AND CAREER HIGHS

### ► 0 • TOMMY JOHNSON

	Season	Career
Points	13 at Portland, 11-27-02	13 at Portland, 11-27-02
Rebounds	7 vs. IPFW, 12-30-02	7 vs. IPFW, 12-30-02
Assists	5 at Cal Poly, 11-30-02	5 at Cal Poly, 11-30-02
Steals	2 - three times	3 at NMSU, 11-24-01
Blocked Shots	1 vs. UNLV, 2-11-03	1 - five times
Minutes	28 at Utah, 2-15-03	28 at Utah, 2-15-03

### ► 1 • DEANDRE MOORE

	Season	Career
Points	16 vs. Arizona, 12-7-02	20 vs. Okla. St., 12-30-00
Rebounds	9 vs. Utah, 1-18-03	9 vs. Utah, 1-18-03
Assists	8 - two times	11 - two times
Steals	7 vs. CSU, 2-1-03	7 vs. CSU, 2-1-03
Blocked Shots	1 vs. UNLV, 2-11-03	1 - six times
Minutes	37 - three times	43 at UCSB, 12-6-00

### ► 4 • TONY BLAND

	Season	Career
Points	29 vs. LMU, 1-3-03	33 vs. Houston, 1-29-02
Rebounds	8 at Portland, 11-27-02	8 - four times
Assists	8 - two times	9 vs. NSU, 11-21-01
Steals	3 at Houston, 12-21-02	4 - two times
Blocked Shots	2 at Cal Poly, 11-30-02	3 vs. Wyoming, 1-21-02
Minutes	39 - two times	43 vs. Wyoming, 1-21-02

### ► 5 • TRAVIS HANOUR

	Season	Career
Points	11 vs. FAU, 12-28-02	11 - two times
Rebounds	7 vs. Utah, 1-18-03	7 vs. Utah, 1-18-03
Assists	2 - five times	3 vs. Wash. St., 2-10-01
Steals	2 vs. Texas Tech, 1-6-03	2 - two times
Blocked Shots	1 - six times	2 vs. Chaminade, 11-20-00
Minutes	35 vs. Utah, 1-18-03	35 vs. Utah, 1-18-03

### ► 11 • STEVE SIR

	Season
Points	18 - two times
Rebounds	4 - three times
Assists	2 - four times
Steals	2 vs. IPFW, 12-30-02
Blocked Shots	none
Minutes	31 at Portland, 11-27-02

### ► 12 • ANDRE TORRES

	Season
Points	none
Rebounds	none
Assists	none
Steals	1 vs. FAU, 12-28-02
Blocked Shots	none
Minutes	1 vs. FAU, 12-28-02

### ► 15 • JOHN SHARPER

	Season
Points	8 vs. FAU, 12-28-02
Rebounds	5 vs. UCSD, 12-2-02
Assists	2 - three times
Steals	1 - five times
Blocked Shots	none
Minutes	20 vs. CSU, 2-1-03

### ► 20 • TRIMAIN DAVIS

	Season
Points	6 vs. UCSD, 12-2-02
Rebounds	3 - two times
Assists	1 vs. Texas Tech, 1-6-03
Steals	1 - four times
Blocked Shots	none
Minutes	19 vs. UCSD, 12-2-02

### ► 21 • EVAN BURNS

	Season
Points	21 vs. FAU, 12-28-02
Rebounds	10 vs. LMU, 1-3-03
Assists	5 vs. Wyoming, 2-3-03
Steals	4 - two times
Blocked Shots	3 vs. LMU, 1-3-03
Minutes	29 vs. Wyoming, 2-3-03

### ► 22 • CHRIS MANKER

	Season	Career
Points	9 vs. USD, 1-8-03	9 - two times
Rebounds	5 vs. Arizona, 12-7-02	5 - three times
Assists	2 vs. Arizona, 12-7-02	2 - four times
Steals	2 vs. USD, 1-8-03	2 vs. USD, 1-8-03
Blocked Shots	1 - five times	1 - 10 times
Minutes	22 vs. USD, 1-8-03	31 vs. Wyoming, 12-16-00

### ► 30 • MIKE MACKELL

	Season	Career
Points	22 - two times	22 - two times
Rebounds	8 - three times	9 - two times
Assists	3 - two times	3 - three times
Steals	2 - four times	3 vs. Air Force, 3-2-02
Blocked Shots	1 - four times	1 - 11 times
Minutes	37 at Cal Poly, 11-30-02	37 at Cal Poly, 11-30-02

### ► 32 • BEN WARDROP

	Season	Career
Points	3 vs. IPFW, 12-30-02	3 - two times
Rebounds	none	2 vs. UCSD, 11-27-01
Assists	2 vs. UCSD, 12-2-02	2 vs. UCSD, 12-2-02
Steals	1 vs. UCSD, 12-2-02	1 vs. UCSD, 12-2-02
Blocked Shots	none	none
Minutes	9 vs. UCSD, 12-2-02	9 vs. UCSD, 12-2-02

### ► 34 • AERICK SANDERS

	Season	Career
Points	14 vs. Wyoming, 2-3-03	14 vs. Wyoming, 2-3-03
Rebounds	14 - two times	14 - two times
Assists	4 at Houston, 12-21-02	4 at Houston, 12-21-02
Steals	3 at Houston, 12-21-02	3 at Houston, 12-21-02
Blocked Shots	4 vs. UCSD, 12-2-02	4 - two times
Minutes	40 vs. EWU, 11-23-02	40 vs. EWU, 11-23-02

### ► 40 • MARKEE WHITE

	Season
Points	2 vs. UCSD, 12-2-02
Rebounds	2 vs. UCSD, 12-2-02
Assists	1 - three times
Steals	none
Blocked Shots	none
Minutes	9 at Portland, 11-27-02

# SDSU Single-Season Records

## Scoring

Rk.	Player, Year	Class	G	Avg.	Pts.
1.	Michael Cage, 1983-84	Sr.	28	24.5	686
2.	Anthony Watson, 1985-86	Sr.	28	22.5	630
3.	Bob Brady, 1952-53	Jr.	28	20.9	585
4.	Randy Holcomb, 2001-02	Sr.	33	16.9	558
5.	Michael Cage, 1982-83	Jr.	28	19.5	547
6.	Anthony Watson, 1984-85	Jr.	31	17.5	544
7.	Kim Goetz, 1978-79	Sr.	26	20.5	532
8.	Tony Pinkins, 1956-57	Sr.	27	19.6	529
9.	Bernie Finlay, 1959-60	Sr.	26	20.1	522
	Tony Pinkins, 1955-56	Jr.	29	18.0	522
11.	Shawn Jamison, 1989-90	Jr.	31	16.8	520
	Steve Copp, 1975-76	Sr.	29	17.9	520
---					
nr.	► Tony Bland, 2002-03	Sr.	20	16.0	321

## Rebounds

Rk.	Player, Year	Class	G	RPG	Rebs.
1.	Al Skalecky, 1966-67	Jr.	29	13.6	394
2.	Al Skalecky, 1965-66	So.	26	13.7	356
3.	Michael Cage, 1980-81	Fr.	27	13.1	355
4.	Michael Cage, 1982-83	Jr.	28	12.6	354
5.	Michael Cage, 1983-84	Sr.	28	12.6	352
6.	Chris McMurray, 1971-72	Jr.	28	12.5	350
7.	Tony Pinkins, 1955-56	Jr.	29	11.9	346
8.	Al Skalecky, 1967-68	Sr.	27	12.5	340
9.	Randy Holcomb, 2001-02	Sr.	33	9.0	296
10.	Eric Martensen, 1968-69	Jr.	25	11.1	278
11.	Larry Meek, 1962-63	So.	26	10.7	277
---					
nr.	► Aerick Sanders, 2002-03	Jr.	20	8.8	175

## Assists

Rk.	Player, Year	Class	G	APG	Ast.
1.	Tony Gwynn, 1979-80	Jr.	27	8.2	221
2.	Keith Smith, 1981-82	Jr.	29	7.3	212
3.	Dean Decker, 1977-78	Sr.	28	6.3	176
4.	Creon Dorsey, 1984-85	Jr.	31	5.5	171
5.	Tony Gwynn, 1980-81	Sr.	26	6.3	164
6.	Ray Leary, 1975-76	Sr.	29	5.6	163
7.	Tony Gwynn, 1978-79	So.	27	5.7	153
8.	Raymond King, 1995-96	Fr.	29	5.2	150
9.	Bryan Williams, 1987-88	Jr.	28	5.3	148
10.	Arthur Massey, 1990-91	Sr.	28	5.0	139
---					
nr.	► Deandre Moore, 2002-03	Sr.	20	4.4	87

## Field Goal Percentage

minimum 5 field-goal attempts per game

Rk.	Player, Year	Class	FG	FGA	Pct.
1.	Leon Carter, 1995-96	Sr.	138	228	60.5
2.	Leonard Allen, 1984-85	Sr.	158	263	60.1
3.	Kevin Betts, 1997-98	Sr.	110	184	59.8
4.	Mitch McMullen, 1988-89	Sr.	159	274	58.02
5.	Joe McNaull, 1991-92	So.	146	252	57.93
6.	Von Jacobsen, 1970-71	Sr.	110	192	57.3
7.	► Mike Mackell, 2002-03	Sr.	119	208	57.21
8.	Marty Dow, 1990-91	Sr.	207	362	57.18
9.	Michael Cage, 1982-83	Jr.	191	335	57.0
10.	Kevin Betts, 1996-97	Jr.	95	167	56.9
11.	Shawn Jamison, 1989-90	Jr.	203	361	56.2

## Free Throw Percentage

minimum 3 free-throw attempts per game

Rk.	Player, Year	Class	FT	FTA	Pct.
1.	Kim Goetz, 1978-79	Sr.	74	82	90.2
2.	Jason Richey, 1997-98	Sr.	96	112	85.7
3.	Chad Nelson, 1996-97	Sr.	142	166	85.5
4.	Gary Schneider, 1970-71	Sr.	69	81	85.2
5.	Tony Ross, 1988-89	Sr.	55	65	84.6
6.	Steve Malovic, 1978-79	Sr.	87	104	83.7
7.	Mike Spilger, 1969-70	Sr.	70	84	83.3
8.	Courtie Miller, 1992-93	Jr.	107	131	81.7
9.	Mark Delsman, 1976-77	Sr.	65	80	81.3
10.	Tony Ross, 1987-88	Jr.	61	75	81.3
---					
nr.	► Evan Burns, 2002-03	Fr.	28	33	84.8

## Three-Point FG Percentage

minimum 30 three-point field goals

Rk.	Player, Year	Class	3FG	3FGA	Pct.
1.	Tony Ross, 1987-88	Jr.	100	213	46.9
2.	Tony Ross, 1986-87	So.	104	223	46.6
3.	Tony Ross, 1988-89	Sr.	66	153	43.1
4.	Michael Best, 1988-89	Jr.	51	119	42.9
5.	Al Faux, 2000-01	Jr.	40	95	42.1
6.	Al Faux, 2001-02	Sr.	66	161	41.0
7.	Paul Jarrett, 1995-96	Sr.	37	101	36.63
8.	David Abramowitz, 2000-01	Jr.	30	82	36.59
9.	Karlo Kovacic, 2000-01	Jr.	38	104	36.5
10.	► Steve Sir, 2002-03	Fr.	32	89	36.0
11.	Jason Richey, 1996-97	Jr.	64	179	35.8
---					
nr.	► Deandre Moore, 2002-03	Sr.	28	65	43.1

## Three-Point FG Made

Rk.	Player, Year	Class	G	3FG	/G
1.	Tony Ross, 1986-87	So.	28	3.67	103
2.	Tony Ross, 1987-88	Jr.	29	3.45	100
3.	Jason Richey, 1997-98	Sr.	25	2.88	72
4.	Al Faux, 2001-02	Sr.	29	2.28	66
	Tony Ross, 1988-89	Sr.	28	2.36	66
6.	Jason Richey, 1996-97	Jr.	27	2.37	64
7.	Michael Best, 1989-90	Sr.	30	1.87	56
8.	Josko Visnjvic, 1997-98	Jr.	28	1.96	55
9.	Michael Best, 1988-89	Jr.	26	1.96	51
10.	Derric Croft, 1993-94	Jr.	28	1.75	49
---					
nr.	► Steve Sir, 2002-03	Fr.	20	1.60	32

## Steals

Pl.Name, Year	Steals
1. Anthony Watson, 1984-85	74
2. Matt Watts, 1998-99	65
Michael Best, 1989-90	65
4. Raymond King, 1995-96	63
5. Creon Dorsey, 1984-85	63
6. Matt Watts, 1997-98	61
Michael Best, 1988-89	61
8. Tony Gwynn, 1978-79	59
9. Chad Nelson, 1996-97	58
10. Jason Hamilton, 1992-93	55
Anthony Watson, 1985-86	55
---	
nr. ► Deandre Moore, 2002-03	34

## Blocked Shots

Blocked Shots	
Pl.Name, Year	Blocked Shots
1. Leonard Allen, 1984-85	82
2. Michael Cage, 1983-84	47
3. Marty Dow, 1990-91	46
4. Leonard Allen, 1983-84	46
5. Leonard Allen, 1981-82	45
6. Eddy Gordon, 1979-80	43
7. Joe McNaull, 1992-93	41
Joe McNaull, 1991-92	41
Leonard Allen, 1982-83	41
10. Marcus Banks, 1992-93	35
---	
nr. ► Aerick Sanders, 2002-03	23

# SDSU Career Records

## Scoring

Rk.	Player, Years	Seasons	G	Avg.	Pts.
1.	Michael Cage, 1981-82-83-84	4	112	17.0	1,846
2.	Anthony Watson, 1983-84-85-86	4	110	15.8	1,735
3.	Tony Pinkins, 1955-56-57	3	82	18.0	1,475
4.	Bob Brady, 1952-53-54	3	74	18.8	1,389
5.	Steve Copp, 1973-74-75-76	4	93	14.5	1,352
6.	Al Skalecky, 1966-67-68	3	82	15.5	1,271
7.	Tony Ross, 1987-88-89	3	84	14.9	1,254
8.	Chad Nelson, 1994-95-96-97	4	112	10.9	1,225
9.	Will Connelly, 1975-76-77	3	82	14.5	1,188
	Von Jacobsen, 1969-70-71	3	78	15.2	1,188
11.	Bernie Finlay, 1958-59-60	3	73	15.2	1,110
12.	Eddie Morris, 1980-81-82-83	4	105	10.5	1,089
13.	Myron Epps, 1999-00-01-02	4	113	9.6	1,088
14.	Danny Newport, 1954-55-56	3	76	13.8	1,048
15.	Milton Phelps, 1939-40-41	3	97	10.7	1,043
16.	Dave Miller, 1966-67-68	3	82	12.6	1,034
17.	Leonard Allen, 1982-83-84-85	4	116	8.7	1,019
18.	Kim Goetz, 1978-79	2	54	18.6	1,005
19.	Randy Holcomb, 2001-02	2	61	16.4	1,002

nr. ► Tony Bland, 2002-03 2 53 15.8 840

## Rebounds

Rk.	Player, Years	Seasons	G	RPG	Rebs.
1.	Michael Cage, 1981-82-83-84	4	112	11.8	1,317
2.	Al Skalecky, 1966-67-68	3	82	13.3	1,090
3.	Larry Meek, 1963-64-65	3	75	10.2	764
4.	Steve Copp, 1973-74-75-76	4	93	7.9	737
5.	Leonard Allen, 1982-83-84-85	4	116	6.2	724
6.	Joel Kramer, 1974-76-77-79	4	99	7.2	711
7.	Noel Mickelsen, 1954-55-56	3	79	8.1	642
8.	Will Connelly, 1975-76-77	3	82	7.8	641
9.	Eddy Gordon, 1980-81-82-83	4	107	5.9	631
10.	Tony Pinkins, 1955-56-57	3	82	7.4	604

nr. ► Aeric Sanders, 2001-02-03 3 69 4.9 338

## Assists

Rk.	Player, Year	Seasons	G	APG	Ast.
1.	Tony Gwynn, 1978-79-80-81	4	107	5.5	590
2.	Chad Nelson, 1994-95-96-97	4	112	3.7	412
3.	Mark Delsman, 1974-75-76-77	4	109	3.4	376
4.	Anthony Watson, 1983-84-85-86	4	112	3.2	356
5.	Keith Smith, 1982-83	2	53	6.6	349
6.	Dean Decker, 1977-78	2	56	5.5	307
7.	► Deandre Moore, 2001-02-03	3	77	3.9	301
8.	Ray Leary, 1974-75-76	3	76	3.7	279
9.	Mike Dodd, 1976-77-78-79	4	91	3.0	277
10.	Creon Dorsey, 1985-86	2	59	4.5	263
11.	Bryan Williams, 1988-89	2	48	5.1	243

## Field Goal Percentage

minimum 500 career attempts

Rk.	Player, Years	Seasons	FG	FGA	Pct.
1.	Leonard Allen, 1982-83-84-85	4	396	692	57.2
2.	Mitch McMillen, 1988-89	2	296	527	56.2
3.	Marty Dow, 1990-91	2	309	557	55.5
4.	Steve Malovic, 1978-79	2	337	609	55.3
5.	Michael Cage, 1981-82-83-84	4	679	1238	54.8
6.	Joe McNaull, 1991-92-93	3	333	627	53.1
7.	Joel Kramer, 1974-76-77-78	4	406	779	52.1
8.	Mike Dodd, 1976-77-78-79	4	392	758	51.7
9.	Kim Goetz, 1978-79	2	435	852	51.1
10.	Myron Epps, 1999-00-01-02	4	406	802	50.6

nr. ► Mike Mackell, 2002-03 2 248 454 54.6

## Free Throw Percentage

minimum 100 career makes

Rk.	Player, Years	Seasons	FT	FTA	Pct.
1.	Kim Goetz, 1978-79	2	135	158	85.2
2.	Mike Spigler, 1969-70	2	112	134	83.6
3.	Steve Malovic, 1978-79	2	164	199	82.4
4.	Jason Richey, 1997-98	2	218	271	80.4
5.	Tony Ross, 1987-88-89	3	161	203	80.3
6.	Mike Dodd, 1976-77-78-79	4	144	185	77.8
7.	Chris McMurray, 1972-73	2	130	169	76.9
8.	Gary Schneider, 1970-71	2	116	157	76.8
9.	Joel Kramer, 1974-76-77-78	4	137	179	76.5
10.	Jimmy Wilkens, 1971-72	2	149	195	76.4

## Three-Point FG Percentage

minimum 30 three-point field goals

Rk.	Player, Years	Seasons	3FG	3FGA	Pct.
1.	Tony Ross, 1987-88-89	3	270	589	45.8
2.	Al Faux, 2001-02	2	106	256	41.4
3.	Brady Trenkle, 1995-97-99	3	49	130	37.7
4.	► Steve Sir, 2003	1	32	86	37.2
5.	Michael Best, 1989-90	2	107	292	36.6
	Tony Clark, 1992-93	2	52	142	36.6
7.	Chad Nelson, 1994-95-96-97	4	122	337	36.2
8.	Jason Richey, 1997-98	2	136	381	35.7
9.	► Deandre Moore, 2001-02-03	3	69	194	35.6
10.	Darryl Gaines, 1986-87	2	40	115	34.8
11.	Karlo Kovacic, 2001-02	2	47	136	34.6
12.	David Abramowitz, 1999-00-01	3	98	284	34.5

nr. ► Tony Bland, 2002-03 2 46 136 33.8

## Three-Point FG Made

Rk.	Player, Years	Seasons	G	3FG/G	3FG
1.	Tony Ross, 1987-88-89	3	84	3.21	270
2.	Jason Richey, 1997-98	2	52	2.62	136
3.	Chad Nelson, 1994-95-96-97	4	112	1.09	122
4.	Michael Best, 1989-90	2	56	1.91	107
5.	Al Faux, 2001-02	2	57	1.86	106
6.	David Abramowitz, 1999-00-01	3	79	1.24	98
7.	Berry Randle, 1993-94-95-96	4	113	0.67	76
8.	► Deandre Moore, 2001-02-03	3	78	0.91	71
9.	Matt Watts, 1998-99	2	53	1.23	65
10.	Chris Walters, 1993-94	2	57	0.98	56
11.	Josko Visnjic, 1998	1	28	1.96	55

nr. ► Tony Bland, 2002 2 53 0.87 456

## Steals

Rk.	Name, Years	Steals
1.	Anthony Watson, 1983-86	192
2.	Chad Nelson, 1994-97	175
3.	Tony Gwynn, 1978-81	141
4.	Eddie Morris, 1980-83	136
5.	Matt Watts, 1998-99	126
	Michael Cage, 1981-84	126
7.	Michael Best, 1989-90	123
8.	Eddy Gordon, 1980-83	111
9.	Creon Dorsey, 1985-86	109
10.	► Deandre Moore, 2001-02-03	105
11.	Jason Richey, 1997-98	94

## Blocked Shots

Rk.	Name, Years	Blocked Shots
1.	Leonard Allen, 1982-85	214
2.	Michael Cage, 1981-84	118
3.	Joe McNaull, 1991-93	114
4.	Marcelo Correa, 1997-01	100
5.	Rodney Hawkins, 1987-88	77
6.	Eddy Gordon, 1980-83	71
7.	Marty Dow, 1990-91	68
8.	► Aeric Sanders, 2001-02-03	67
9.	Leon Carter, 1995-96	58
10.	Marc Carter, 1994-95	55
11.	Randy Holcomb, 2001-02	51
	Courtie Miller, 1991-94	51

## Games Played

Rk.	Name, Years	Games
1.	Leonard Allen, 1982-85	116
2.	Myron Epps, 1999-02	113
	Berry Randle, 1993-96	113
4.	Marcelo Correa, 1997-01	112
	Chad Nelson, 1994-97	112
	Michael Cage, 1981-84	112
7.	Anthony Watson, 1983-86	110
8.	Mark Delsman, 1974-77	109
9.	Eddy Gordon, 1980-83	107
	Tony Gwynn, 1978-81	107
	Noel Mickelsen, 1953-56	107

nr. ► Deandre Moore, 2001-02-03 78

nr. ► Aeric Sanders, 2001-02-03 69

## Games Started

Since 1978-79 season

Rk.	Name, Years	Starts
1.	Michael Cage, 1981-84	112
2.	Leonard Allen, 1982-85	110
3.	Chad Nelson, 1994-97	103
4.	Anthony Watson, 1983-86	93
5.	Myron Epps, 1999-02	82
6.	Marcelo Correa, 1997-01	76
7.	► Deandre Moore, 2001-02-03	63
8.	Joe McNaull, 1991-93	62
	Eddie Morris, 1980-83	62
10.	Randy Holcomb, 2001-02	61
	Tony Gwynn, 1978-81	61

## Minutes Played

Since 1978-79 season

Pl.	Name, Years	Minutes
1.	Michael Cage, 1981-84	4,262
2.	Chad Nelson, 1994-97	3,692
3.	Anthony Watson, 1983-86	3,330
4.	Leonard Allen, 1982-85	3,191
5.	Myron Epps, 1999-02	2,969
6.	*Tony Gwynn, 1978-81	2,422
7.	Tony Ross, 1987-89	2,402
8.	► Deandre Moore, 2001-02-03	2,154
9.	Joe McNaull, 1991-93	2,101
10.	Eddie Morris, 1980-83	1,962
11.	Randy Holcomb, 2001-02	1,925
12.	Rodney Hawkins, 1987-88	1,880

nr. ► Tony Bland, 2002 1,820

\* - Minutes not available from Gwynn's first season in 1977-78.

# SDSU Mountain West Conference Records

## Team Single-Game

### Points

#### Most Points

- 87 at Wyoming (87-93), Jan. 29, 2000
- 85 vs. Wyoming (85-88), Jan. 21, 2002
- 84 vs. New Mexico (84-71), Feb. 28, 2002
- 83 vs. UNLV (83-66), Feb. 24, 2001
- 81 vs. Colorado State (81-69), Jan. 19, 2002

#### Most Points/Both Teams

- 180 at Wyoming (87-93), Jan. 29, 2000
- 173 vs. Wyoming (85-88), Jan. 21, 2002
- 167 at Wyoming (66-101), Feb. 3, 2001
- 159 at UNLV (76-83), Feb. 23, 2002
- 159 vs. UNLV (79-80), Jan. 26, 2002

#### Fewest Points Game

- 38 at Utah (38-86), Feb. 11, 1999
- 39 at Utah (39-58), Jan. 15, 2001
- 46 vs. Colorado State (46-74), Feb. 12, 2000
- 49 vs. Air Force (49-47), Mar. 2, 2002
- 49 at New Mexico (49-78), Feb. 26, 2000

#### Fewest Points/Both Teams

- 96 vs. Air Force (49-47), Mar. 2, 2002
- 97 at Utah (39-58), Jan. 15, 2001
- 110 at Air Force (62-48), Feb. 19, 2001
- 110 vs. Air Force (67-43), Jan. 20, 2001
- 111 at Air Force (63-48), Jan. 11, 2003

#### Fewest Points Allowed

- 43 vs. Air Force (67-43), Jan. 20, 2001
- 47 vs. Air Force (49-47), Mar. 2, 2002
- 48 at Air Force (63-48), Jan. 11, 2003
- 48 at Air Force (62-48), Feb. 19, 2001
- 56 vs. Utah (58-56), Jan. 18, 2003
- 58 at Utah (39-58), Jan. 15, 2001

#### Most Points Allowed

- 101 at Wyoming (66-101), Feb. 3, 2001
- 88 vs. Wyoming (85-88), Jan. 21, 2002
- 85 vs. UNLV (64-85), Mar. 2, 2000
- 83 at UNLV (76-83), Feb. 23, 2002
- 83 at Utah (65-83), Feb. 10, 2000
- 83 at UNLV (55-83), Jan. 22, 2000

#### Largest Margin of Victory

- 24 vs. Air Force (67-43), Jan. 20, 2001
- 17 vs. UNLV (83-66), Feb. 24, 2001
- 15 at Air Force (63-48), Jan. 11, 2003
- 14 at Air Force (62-48), Feb. 19, 2001
- 13 at New Mexico (78-65), Feb. 2, 2002

#### Largest Margin of Defeat

- 35 at Wyoming (66-101), Feb. 3, 2001
- 29 at Brigham Young (50-79), Jan. 13, 2001
- 29 at New Mexico (49-78), Feb. 26, 2000
- 28 vs. Colorado State (46-74), Feb. 12, 2000
- 28 at UNLV (55-83), Jan. 22, 2000

### Rebounding

#### Game

- 44 at Brigham Young (64-75), Jan. 12, 2002
- 44 vs. Wyoming (85-88), Jan. 21, 2002
- 43 at UNLV (76-83), Feb. 23, 2002
- 43 vs. UNLV (83-66), Feb. 24, 2001
- 42 at UNLV (72-82), Jan. 27, 2001

### Field Goal Shooting

#### Most Field Goals

- 33 vs. Wyoming (85-88), Jan. 21, 2002
- 33 at Wyoming (87-93), Jan. 29, 2000
- 31 vs. Wyoming (80-70), Feb. 3, 2003
- 31 at UNLV (76-83), Feb. 23, 2002
- 30 vs. New Mexico (84-71), Feb. 28, 2002

- 30 at Wyoming (68-64), Feb. 18, 2002

#### Most Field Goals Attempted

- 83 vs. Wyoming (85-88), Jan. 21, 2002
- 69 vs. Colorado State (69-72), Feb. 1, 2003
- 66 vs. Wyoming (87-93), Jan. 29, 2000
- 64 vs. UNLV (83-66), Feb. 24, 2001
- 63 at Wyoming (66-101), Feb. 3, 2001
- 63 vs. UNLV (64-79), Feb. 11, 2003

#### Highest Field Goal Pct./Mountain West Game

- 61.0 (25-of-41) vs. CSU (78-73), Mar. 3, 2001
- 60.5 (23-of-38) vs. Air Force (67-43), Jan. 20, 2001
- 59.6 (28-of-47) at CSU (75-63), Feb. 16, 2002
- 57.5 (23-of-40) at Air Force (63-48), Jan. 11, 2003
- 56.6 (30-of-53) at UNM (84-71), Feb. 28, 2002
- 55.1 (27-of-49) at UNM (62-66), Jan. 25, 2003
- 55.1 (27-of-49) vs. UNLV (79-80), Jan. 26, 2002

### Free Throw Shooting

#### Most Free Throws Made

- 24 vs. Colorado State (78-73), Mar. 3, 2001
- 24 vs. Colorado State (81-69), Jan. 19, 2002
- 23 vs. UNLV (79-80), Jan. 26, 2002
- 23 vs. New Mexico (57-78), Feb. 5, 2000
- 22 vs. New Mexico (78-65), Feb. 2, 2002
- 22 vs. Air Force (77-81), Jan. 20, 2000

#### Most Free Throws Attempted

- 34 at New Mexico (78-65), Feb. 2, 2002
- 34 vs. UNLV (79-80), Jan. 26, 2002
- 33 vs. Colorado State (81-69), Jan. 19, 2002
- 33 at New Mexico (54-72), Feb. 17, 2001
- 32 vs. Colorado State (78-73), Mar. 3, 2001

#### Highest Free Throw Percentage

- 100.0 (12-of-12) at Air Force (63-48), Jan. 11, 2003
- 93.8 (15-of-16) vs. BYU (66-69), Feb. 12, 2001
- 82.6 (19-of-23) at BYU (64-75), Jan. 12, 2002
- 81.0 (17-of-21) at CSU (67-75), Jan. 27, 2000
- 80.0 (16-of-20) at Air Force (54-67), Feb. 4, 2002
- 79.3 (23-of-29) vs. UNM (57-78), Feb. 5, 2000

### Three-Point Field Goals

#### Most Three-Point Field Goals

- 13 vs. UNLV (25 att.) (83-66), Feb. 24, 2001
- 8 vs. New Mexico (84-71), Feb. 28, 2002
- 8 at Utah (65-83), Feb. 10, 2000
- 7 vs. Brigham Young (69-80), Jan. 20, 2003
- 7 at Air Force (62-48), Feb. 19, 2001
- 7 at Colorado State (56-77), Feb. 5, 2001

#### Most Three-Point Field Goals Attempted

- 25 vs. UNLV (83-66), Feb. 24, 2001
- 24 vs. Colorado State (69-72), Feb. 1, 2003
- 22 at Wyoming (66-101), Feb. 3, 2001
- 21 at Brigham Young (50-79), Jan. 13, 2001
- 19 vs. New Mexico (67-75), Jan. 8, 2001

#### Highest Three-Point FG Pct./Mountain West Game

- 54.5 (6-of-11) at CSU (67-75), Jan. 27, 2000
- 52.0 (13-of-25) vs. UNLV (83-66), Feb. 24, 2001
- 50.0 (6-of-12) vs. BYU (77-73), Feb. 11, 2002
- 50.0 (6-of-12) vs. Air Force (67-43), Jan. 20, 2001
- 50.0 (8-of-16) vs. Utah (65-83), Feb. 10, 2000

### Other Statistics

#### Most Assists/Mountain West Game

- 21 vs. Air Force (67-43), Jan. 20, 2001

#### Most Steals/Mountain West Game

- 12 at Wyoming (66-101), Feb. 3, 2001

#### Most Turnovers/Mountain West Game

- 28 vs. UNLV (79-80), Jan. 26, 2002

#### Fewest Turnovers/Mountain West Game

- 7 at New Mexico (78-65), Feb. 2, 2002
- 7 vs. Brigham Young (77-73), Feb. 11, 2002

#### Most Blocked Shots/Mountain West Game

- 11 vs. Wyoming (85-88), Jan. 21, 2002

## Individual Single-Game

### Points

- 32, Myron Epps at Wyoming, Jan. 29, 2000
- 27, Myron Epps vs. Air Force, Jan. 20, 2000
- 26, Al Faux vs. New Mexico, Feb. 28, 2002
- 26, Al Faux vs. Wyoming, Jan. 21, 2002
- 25, Tony Bland vs. Brigham Young, Jan. 20, 2003
- 25, Randy Holcomb at New Mexico, Feb. 2, 2002

### Field Goals Made

- 14, Myron Epps at Wyoming, Jan. 29, 2000
- 11, Randy Holcomb at New Mexico, Feb. 2, 2002
- 11, Myron Epps vs. Air Force, Jan. 20, 2000
- 10, Tony Bland vs. UNLV, 2-11-03
- 10, Tony Bland at Colorado State, Feb. 16, 2002
- 10, Al Faux vs. Wyoming, Jan. 21, 2002
- 10, Randy Holcomb at BYU, Jan. 12, 2002

### Field Goals Attempted

- 23, Myron Epps at Wyoming, Jan. 29, 2000
- 20, Al Faux vs. Wyoming, Jan. 21, 2002

### Field Goal Percentage

- 100.0 (6-6), Mike Mackell vs. CSU, Jan. 19, 2002
- 87.5 (7-8), Al Faux at CSU, Feb. 16, 2002
- 85.7 (6-7) Evan Burns at Air Force, Jan. 11, 2003
- 85.7 (6-7), Al Faux vs. CSU, Mar. 3, 2001
- 83.3 (5-6), Aerick Sanders vs. UNM, Jan. 25, 2003
- 83.3 (5-6), Chris Walton vs. CSU, Mar. 3, 2001
- 83.3 (5-6), Marcelo Correa vs. BYU, Feb. 12, 2001

### Free Throws Made

- 11, Mike Mackell at New Mexico, Feb. 2, 2002
- 11, Mike Mackell at BYU, Jan. 12, 2002
- 9, Myron Epps vs. New Mexico, Feb. 5, 2000
- 8 - six times (Faux, Holcomb, Abramowitz, Correa (2) and Epps)

### Free Throws Attempted

- 13, Mike Mackell at New Mexico, Feb. 2, 2002
- 12, Mike Mackell at BYU, Jan. 12, 2002
- 12, Myron Epps vs. Wyoming, Feb. 19, 2000
- 12, Myron Epps vs. New Mexico, Feb. 5, 2000

### Free Throw Percentage

- 100.0 (8-8), D. Abramowitz vs. CSU, Mar. 3, 2001
- 100.0 (8-8), Marcelo Correa vs. BYU, Feb. 12, 2001
- 100.0 (7-7), Al Faux at AFA, Feb. 4, 2002
- 100.0 (6-6), Michael Marion vs. AFA, Jan. 20, 2000

### Three-Point Field Goals Made

- 7, David Abramowitz at Utah, Feb. 10, 2000
- 5, Al Faux vs. New Mexico, Feb. 28, 2002
- 5, Al Faux vs. Wyoming, Jan. 21, 2002
- 5, Al Faux vs. Colorado State, Jan. 19, 2002
- 4, Deandre Moore vs. BYU, Feb. 11, 2002
- 4, David Abramowitz at Air Force, Feb. 19, 2001

### Three-Point Field Goals Attempted

- 11, Al Faux vs. New Mexico, Feb. 28, 2002
- 10, Karlo Kovacic at Wyoming, Feb. 3, 2001
- 9, Al Faux vs. Colorado State, Jan. 19, 2002
- 9, David Abramowitz at Utah, Feb. 10, 2000
- 8, Al Faux vs. Wyoming, Jan. 21, 2002



# SDSU MWC Records, cont.

## Three-Point Field Goals Percentage

100.0 (4-4), Deandre Moore vs. BYU, Feb. 11, 2002  
 77.8 (7-9), David Abramowitz at Utah, Feb. 10, 2000  
 75.0 (3-4), Jim Roban vs. UNLV, Feb. 24, 2001  
 75.0 (3-4), Karlo Kovacic vs. UNLV, Feb. 24, 2001  
 75.0 (3-4), Deandre Moore vs. UNLV, Feb. 24, 2001  
 75.0 (3-4), Jeffrey Berokoff at UNM, Feb. 26, 2000  
 75.0 (3-4), David Abramowitz vs. UNM, Feb. 5, 2000

## Rebounds

► 14, Aerick Sanders vs. Wyoming, Feb. 3, 2003  
 14, Randy Holcomb at UNLV, Feb. 23, 2002  
 12, Randy Holcomb vs. UNLV, Jan. 26, 2002  
 12, Randy Holcomb vs. Wyoming, Jan. 21, 2002  
 ► 11, Aerick Sanders vs. UNLV, Feb. 11, 2003  
 ► 11, Aerick Sanders vs. Brigham Young, Jan. 20, 2003  
 11, Randy Holcomb at New Mexico, Feb. 17, 2001  
 11, Myron Epps vs. Wyoming, Feb. 19, 2000

## Assists

11, Deandre Moore vs. Wyoming, Mar. 1, 2001  
 8, Deandre Moore vs. Air Force, Jan. 20, 2001  
 7, Deandre Moore vs. Colorado State, Feb. 5, 2001  
 6, Deandre Moore vs. BYU, Feb. 11, 2002  
 6, Tony Bland at New Mexico, Feb. 2, 2002  
 6, Tony Bland vs. Wyoming, Jan. 21, 2002  
 6, Deandre Moore vs. UNLV, Feb. 24, 2001  
 6, Deandre Moore at Wyoming, Feb. 3, 2001

## Steals

► 7, Deandre Moore vs. Colorado State, Feb. 1, 2003  
 4, Tony Bland at Wyoming, Feb. 18, 2002  
 4, Deandre Moore vs. Colorado State, Jan. 19, 2002  
 4, Deandre Moore vs. Wyoming, Mar. 1, 2001  
 4, Jeffrey Berokoff at BYU, Mar. 4, 2000

## Blocked Shots

4, Chris Walton vs. New Mexico, Feb. 28, 2002  
 4, Aerick Sanders vs. UNLV, Jan. 26, 2002  
 4, Randy Holcomb vs. Wyoming, Jan. 21, 2001  
 ► 3, Aerick Sanders vs. Brigham Young, Jan. 20, 2003  
 3, Tony Bland vs. Wyoming, Jan. 21, 2002  
 3, Marcelo Correa at Air Force, Feb. 24, 2000  
 3, Michael Marion vs. Wyoming, Feb. 19, 2000

► - Indicates this season.

## Series vs. Mountain West Conference Opponents

### Air Force

	Pre WAC	WAC	WAC Tourney	MWC	MWC Tourney	NCAA Tourney	Total	Streak
at San Diego, Calif. Cox Arena	1-0	15-3	-	2-1	-	-	18-4	Won 2
		1-0		2-1			3-1	
at USAFA, Colo. Clune Arena	-	12-6	-	2-2	-	-	14-8	Won 1
		12-6		2-2			14-8	
at Neutral Sites	-		2-1	-	-	-	2-1	Won 2
<b>TOTALS</b>	<b>1-0</b>	<b>27-9</b>	<b>2-1</b>	<b>4-3</b>	<b>-</b>	<b>-</b>	<b>34-13</b>	<b>Won 2</b>

### Brigham Young

	Pre WAC	WAC	WAC Tourney	MWC	MWC Tourney	NCAA Tourney	Total	Streak
at San Diego, Calif. Cox Arena	3-0	8-12	-	1-3	-	-	12-15	Lost 1
		0-2		1-3			1-5	
at Provo, Utah Marriott Center	0-0	2-18	-	0-3	-	-	2-21	Lost 4
		2-18		0-3			2-21	
at Neutral Sites	-	-	-	-	1-0	-	1-0	Won 1
<b>TOTALS</b>	<b>3-0</b>	<b>10-30</b>	<b>-</b>	<b>1-6</b>	<b>1-0</b>	<b>-</b>	<b>15-36</b>	<b>Lost 1</b>

### Colorado State

	Pre WAC	WAC	WAC Tourney	MWC	MWC Tourney	NCAA Tourney	Total	Streak
at San Diego, Calif. Cox Arena	0-1	10-9	-	2-2	-	-	12-12	Lost 1
				2-2			2-2	
at Fort Collins, Colo. Moby Arena	-	2-17	-	1-2	-	-	3-19	Won 1
		2-17		1-2			3-19	
at Neutral Sites	-	-	-	-	-	-	-	
<b>TOTALS</b>	<b>0-1</b>	<b>12-26</b>	<b>-</b>	<b>3-4</b>	<b>-</b>	<b>-</b>	<b>15-31</b>	<b>Lost 1</b>

### New Mexico

	Pre WAC	WAC	WAC Tourney	MWC	MWC Tourney	NCAA Tourney	Total	Streak
at San Diego, Calif. Cox Arena	1-0	12-7	-	1-2	-	-	14-9	Won 1
		0-1		1-2			1-3	
at Albuquerque, N.M. The Pit/Bob King Court	0-1	3-16	0-1	1-3	-	-	4-21	Lost 1
	0-1	3-16	0-1	1-3			4-21	
at Neutral Sites	-	-	1-1	-	-	-	1-1	Lost 1
<b>TOTALS</b>	<b>1-1</b>	<b>15-23</b>	<b>1-2</b>	<b>2-5</b>	<b>-</b>	<b>-</b>	<b>19-31</b>	<b>Lost 1</b>

### UNLV

	Pre WAC	WAC	WAC Tourney	MWC	MWC Tourney	NCAA Tourney	Total	Streak
at San Diego, Calif. Cox Arena	2-5	0-1	-	1-3	-	-	3-9	Lost 2
				1-3			1-3	
at Las Vegas, Nev. Thomas & Mack Center	1-7	0-1	-	0-3	1-1	-	2-12	Won 1
	0-1	0-1		0-3	1-1		1-6	
at Neutral Sites	-	-	-	-	-	1-2	1-2	Lost 2
<b>TOTALS</b>	<b>3-12</b>	<b>0-2</b>	<b>-</b>	<b>1-6</b>	<b>1-1</b>	<b>1-2</b>	<b>6-23</b>	<b>Lost 1</b>

### Utah

	Pre WAC	WAC	WAC Tourney	MWC	MWC Tourney	NCAA Tourney	Total	Streak
at San Diego, Calif. Cox Arena	-	6-13	-	1-3	-	-	7-16	Won 1
		0-1		1-3			1-4	
at Salt Lake City, Utah Huntsman Center	0-1	1-18	0-2	0-3	-	-	1-24	Lost 20
	0-1	1-18	0-2	0-3			1-24	
at Neutral Sites	-	-	1-2	-	-	-	1-2	Lost 2
<b>TOTALS</b>	<b>0-1</b>	<b>7-31</b>	<b>1-4</b>	<b>1-6</b>	<b>-</b>	<b>-</b>	<b>9-42</b>	<b>Won 1</b>

### Wyoming

	Pre WAC	WAC	WAC Tourney	MWC	MWC Tourney	NCAA Tourney	Total	Streak
at San Diego, Calif. Cox Arena	-	13-6	-	1-3	-	-	14-9	Won 1
				1-3			1-3	
at Laramie, Wyo. Arena-Auditorium	-	2-17	-	1-2	-	-	3-19	Won 1
		2-13		1-2			3-15	
at Neutral Sites	-	-	3-1	-	1-1	-	4-2	Won 1
<b>TOTALS</b>	<b>-</b>	<b>15-23</b>	<b>3-1</b>	<b>2-5</b>	<b>1-1</b>	<b>-</b>	<b>21-30</b>	<b>Won 3</b>

# Game 1

## Eastern Wash. 75, San Diego State 70

Nov. 23, 2002 • San Diego, Calif.

Cox Arena at Aztec Bowl • Att.: 6,183

SAN DIEGO - Eastern Washington outscored San Diego State 52-37 over the final 24 minutes to spoil the Aztecs' season opener, 75-70, on Nov. 24.

While the Aztecs shot just 22 percent from behind the arc, the Eagles connected on 8-of-14 three-point shots, including three each by Brendon Merritt and Danny Pariseau, and overcame a 10-point deficit at the final media timeout of the first half. EWU (2-1) also won the battle of scoring runs in the second half, taking a nine-point lead early and as much as an eight-point advantage late in the game while holding off SDSU's rally.

SDSU (0-1) went on a 13-3 run, propelled by five points from senior guard Tony Bland, to take its final lead at 47-45 with 12 minutes remaining. But Merritt connected on a three-pointer on the next possession to give the Eagles the lead for good.

The Aztecs closed to within 71-70 on three free throws by freshman guard Steve Sir with 18 seconds remaining, but the Eagles converted all four of their attempts from the charity stripe to close out the game.

SDSU senior center Mike Mackell scored a game-high 19 points on 7-of-11 shooting, while Bland added 16. Junior forward Aerick Sanders collected a career-high 11 rebounds.

The Eagles received a balanced scoring effort with four players in double-figures, led by Chris Hester and Alvin Snow with 15 apiece. Merritt and Pariseau each added 13 points.

A record season-opening crowd of 6,183, SDSU's 10th-largest attendance figure at Cox Arena, watched the Aztecs raise the 2002 Mountain West Conference tournament championship banner before the game.

**NOTES OF THE GAME:** Aztec coach Steve Fisher had a personal streak of 10 consecutive victories in season-openers snapped. It was his first career loss in 12 November home contests, including a 6-1 mark with SDSU. The loss stopped SDSU's non-conference home winning streak at 13 games, the third longest in program history and second longest in the Div. I era.

EWU	MP	FG	3FG	FT	R	F	A	TO	B	S	TP
Hester	25	5-7	0-0	5-7	7	3	2	0	0	0	15
Axton	23	0-3	0-1	2-2	1	4	2	2	0	0	2
Williams	14	1-1	0-0	2-3	4	4	0	1	0	0	4
Merritt	29	3-6	3-4	4-4	1	1	2	1	0	2	13
Snow	37	7-17	1-4	0-0	7	2	5	1	1	2	15
Pariseau	23	4-7	3-3	2-2	3	2	2	2	0	0	13
McCulloch	4	0-0	0-0	0-0	1	0	0	1	0	0	0
Browne	20	2-6	1-2	2-4	0	3	1	1	0	0	7
Smith	25	2-5	0-0	2-6	5	2	2	2	4	3	6
Team					1						
<b>Totals</b>	<b>200</b>	<b>24-52</b>	<b>8-14</b>	<b>19-28</b>	<b>30</b>	<b>21</b>	<b>17</b>	<b>10</b>	<b>5</b>	<b>7</b>	<b>75</b>

SDSU	MP	FG	3FG	FT	R	F	A	TO	B	S	TP
------	----	----	-----	----	---	---	---	----	---	---	----

Sanders	40	3-4	0-0	2-2	11	3	0	2	3	0	8
Mackell	28	7-11	0-0	5-6	6	5	0	1	0	0	19
Moore	36	3-8	2-6	0-0	4	5	4	6	0	1	8
Bland	39	5-17	0-5	6-7	5	1	2	1	0	0	16
Sir	21	2-8	2-6	3-3	1	0	1	2	0	1	9
Johnson	17	3-5	0-1	1-2	0	2	4	1	0	0	7
Sharper	6	0-0	0-0	0-1	0	2	0	0	0	1	0
Davis	12	1-1	0-0	1-2	1	2	0	0	0	1	3
White	1	0-0	0-0	0-0	0	0	0	0	0	0	0
Team					2						
<b>Totals</b>	<b>200</b>	<b>24-54</b>	<b>4-18</b>	<b>18-23</b>	<b>30</b>	<b>20</b>	<b>11</b>	<b>13</b>	<b>3</b>	<b>4</b>	<b>70</b>

**Halftime:** San Diego State 33, Eastern Washington 31. **FG %:** Eastern Washington 46.2, San Diego State 44.4. **3FG%:** Eastern Washington 57.1, San Diego State 22.2. **FT%:** San Diego State 78.3, Eastern Washington 67.9. **Officials:** Bill Gracey, Lonnie Dixon, Ronnie Hernandez. **Technical:** None.

# Game 2

## Portland 91, San Diego State 86

Nov. 27, 2002 • Portland, Ore.

Earle A. Chiles Center • Att.: 947

PORTLAND - Portland took advantage of a foul-plagued game, converting 38-of-53 free throws to overcome a 10-point second-half deficit and claim a 91-86 victory.

The game featured 66 fouls, eight disqualifications and 89 free throws, forcing both teams to empty their benches out of necessity with each side losing three starters to foul trouble. The Pilots registered only one more field goal attempt (54) than free throw attempts (53).

The Aztecs held leads of 51-41 with 14 minutes, 13 seconds remaining and 61-52 with 11:05 left. The Pilots then scored nine straight points to tie the game at 61 and a 7-0 run gave them a 69-67 advantage.

A four-point play by freshman guard Steve Sir briefly gave the Aztecs a lead with five minutes remaining, but the Pilots converted 10 free throws over the final 4:47 to claim their second victory and send SDSU to an 0-2 start.

Portland's Casey Frandsen led all scorers with 20 points before fouling out. The Aztecs had five players in double-digits, led by Sir's career-high 18. Mike Mackell registered 17 points, Tony Bland had 15, Deandre Moore 14 and sophomore Tommy Johnson scored a career-high 13 points.

SDSU	MP	FG	3FG	FT	R	F	A	TO	B	S	TP
Sanders	19	2-5	0-0	1-2	2	5	1	1	1	1	5
Mackell	28	5-12	0-0	7-12	7	5	2	3	0	1	17
Moore	37	3-9	3-6	5-7	6	3	7	9	0	1	14
Bland	33	5-12	1-3	4-6	8	5	5	2	0	1	15
Sir	31	5-12	4-9	4-4	4	3	2	0	0	0	18
Johnson	19	4-8	2-6	3-3	5	4	3	3	0	0	13
Sharper	19	4-8	2-6	3-3	5	4	3	3	0	0	13
Sharper	6	0-0	0-0	0-0	2	1	0	1	0	0	0
Davis	18	2-3	0-0	0-0	3	5	0	2	0	1	4
Wardrop	0+	0-0	0-0	0-0	0	3	1	0	0	0	0
White	9	0-1	0-0	0-2	1	2	1	0	0	0	0
Team					2						
<b>Totals</b>	<b>200</b>	<b>26-62</b>	<b>10-24</b>	<b>24-36</b>	<b>40</b>	<b>36</b>	<b>22</b>	<b>21</b>	<b>1</b>	<b>5</b>	<b>86</b>

Portland	MP	FG	3FG	FT	R	F	A	TO	B	S	TP
Geddis	26	1-4	0-1	7-10	7	5	2	1	5	1	9
Gema	25	5-8	0-0	3-5	8	5	1	0	2	2	13
Wilson	30	4-11	0-3	4-5	1	3	4	1	1	4	12
Quick	34	4-8	3-4	4-4	1	1	2	4	0	0	15

Frandsen	31	6-13	2-6	6-9	4	5	0	4	0	1	20
Minor	0+	0-0	0-0	2-4	1	1	0	0	0	0	2
Gahlmann	4	0-0	0-0	2-2	0	1	0	1	0	0	2
Jeter	20	2-5	0-2	2-4	3	2	3	3	0	0	6
Aaker	14	0-2	0-2	1-2	1	2	3	0	0	1	1
Galos	10	1-1	0-0	7-8	3	5	3	1	0	0	9
Kim	5	1-2	0-0	0-0	0	0	0	0	0	0	2
Soderberg	1	0-0	0-0	0-0	0	0	0	0	0	0	0
Team					5						
<b>Totals</b>	<b>200</b>	<b>24-54</b>	<b>5-18</b>	<b>38-53</b>	<b>34</b>	<b>30</b>	<b>18</b>	<b>15</b>	<b>8</b>	<b>9</b>	<b>91</b>

**Halftime:** San Diego State 37, Portland 34. **FG %:** Portland 44.4, San Diego State 41.9. **3FG%:** San Diego State 41.7, Portland 27.8. **FT%:** Portland 71.7, San Diego State 66.7. **Officials:** Rick Batsell, Kevin Brill, Tom Spitznagel. **Technical:** None.

# Game 3

## San Diego State 65, Cal Poly 62

Nov. 30, 2002 • San Luis Obispo, Calif.

Mott Gym • Att.: 2,859

SAN LUIS OBISPO - San Diego State seniors Tony Bland and Mike Mackell scored 21 points each as the Aztecs overcame a 13-point first-half deficit en route to a 65-62 victory over Cal Poly at Mott Gym on Nov. 30.

The victory was the first of the season for San Diego State (1-2) which had opened the campaign with consecutive five-point losses and marked just the third defeat in the last 15 home games for the Mustangs (1-2).

The Aztecs trailed 20-7 out of the gate and were down 36-24 with 4:29 remaining in the first half but ended the period with a 10-0 run. Mackell, who tied a career high with 21 points, tallied five points in the spurt that cut the Aztec deficit to two points at the break.

The Mustangs built the lead to nine points when Steve Geary connected on a three-point field goal with 13:08 to play. Geary tied for team-high honors with 16 points in the contest.

But the Aztecs battled back with a 16-2 run. Deandre Moore gave San Diego State the lead for good with a lay-up by Deandre Moore and capped the run on a Tony Bland jumper.

San Diego State sealed the victory by making 4-of-5 free throws in the final 56 seconds of the contest.

The Aztec senior class of Bland, Mackell and Moore accounted for 52 points, 20 rebounds and eight assists in the contest. The trio accounted for 26 of San Diego State's 31 second-half points.

San Diego State won despite just shooting 34.9 percent from the field marking just the fifth time in the Steve Fisher era the Aztecs have won a game shooting less than 40 percent from the field.

The Aztecs made up for the rough shooting night by out-rebounding the Mustangs 43-38 and holding Cal Poly to 37.5 percent shooting from the field.

**NOTES OF THE GAME:** Mike Mackell tied a career high with 21 points, he scored 21 points in the Aztecs victory at New Mexico (2-2-02) last season... It was the third 20-plus scoring game of his career and he has 10+ points in five straight

games... Tony Bland scored a season-best 21 points, marking his 11th 20+ scoring game while at San Diego State and his 12th overall... With 14 points against Portland and 10 points vs. Cal Poly, Deandre Moore scored in double figures of consecutive games for the fourth time in his career but the first since his sophomore season... The senior point guard has never scored in double figures in three consecutive contests... Moore has 13 assists in his last two games, his highest two-game total since his sophomore season when he had 14 in consecutive games against Wyoming (11) and Colorado State (3)... His highest two-game total is 20... Aerick Sanders pulled down nine rebounds, narrowly missing his third double-figure rebound performance for his career... The Aztecs are 31-8 in the Fisher era when holding opponents below 70 points and 26-16 when out-rebounding opponents... San Diego State avoided what would have been its first three-game losing streak since the 2000-01 season.

SDSU	MP	FG	3FG	FT	R	F	A	T	O	B	S	TP
Sanders	28	0-4	0-0	0-0	9	5	0	3	1	1	0	
Mackell	37	8-16	0-0	5-9	7	1	1	3	0	2	21	
Moore	37	4-9	1-3	1-3	7	4	6	2	0	3	10	
Bland	35	6-16	2-3	7-8	6	0	1	0	2	0	21	
Sir	18	3-6	3-6	0-0	0	2	1	1	0	0	9	
Johnson	6	1-9	0-3	2-2	4	1	5	3	0	0	4	
Sharper	6	0-0	0-0	0-0	0	0	1	0	0	1	6	
Davis	13	0-3	0-0	0-0	3	3	0	0	0	1	0	
White	1	0-0	0-0	0-0	0	0	0	0	0	0	0	
Team					7							
Totals	200	22-63	6-15	15-22	43	16	15	12	3	8	65	

CP	MP	FG	3FG	FT	R	F	A	T	O	B	S	TP
Patterson	28	2-6	0-0	0-0	8	5	0	0	0	2	4	
Dennis	22	2-10	1-3	4-4	2	4	2	0	0	1	9	
Jackson	33	2-7	1-3	0-0	7	0	6	5	0	1	5	
Allen	36	6-12	4-7	0-0	3	2	2	0	0	1	16	
Geary	40	4-13	1-6	7-9	4	1	0	6	0	2	16	
Lisina	15	3-5	1-2	0-0	5	5	0	3	2	1	7	
Grace III	15	2-3	0-1	1-2	3	0	0	0	1	1	5	
Sampson	2	0-0	0-0	0-0	0	2	0	1	0	0	0	
Titchenal	9	0-0	0-0	0-0	2	0	0	0	0	0	0	
Team					4							
Totals	200	21-56	8-22	12-15	38	19	10	15	3	9	62	

Halftime: Cal Poly 36, San Diego State 34. FG %: Cal Poly 37.5, San Diego State 34.9. 3FG %: San Diego State 40.0, Cal Poly 36.4. FT %: Cal Poly 80.0, San Diego State 68.2. Officials: Mike Scyphers, Jim Danner, Larry Spaulding. Technicals: None.

## Game 4

### San Diego State 87, UC San Diego 57

Dec. 2, 2002 • San Diego, Calif.

Cox Arena at Aztec Bowl • Att.: 4,401

SAN DIEGO - Redshirt freshman sharpshooter Steve Sir connected on a career-high six three-point field goals and scored 18 points as San Diego State set a school record with 16 three-pointers in an 87-57 defeat of cross-town foe UC San Diego on Monday night.

Senior guard Tony Bland, who made 4-of-7 from three-point range, also scored 18 as the Aztecs won their second straight after an 0-2 start.

SDSU has won the five all-time meetings with UCSD by an average of 29.4 points.

The Aztecs came out with a flourish against their Div. II city counterparts, running out to a 21-7 lead by the second media timeout. The score was 36-24 before SDSU closed out the first half with an 11-0 run, highlighted by Sir three-pointers on consecutive possessions, over the final 1 minute, 59 seconds to take a 47-24 halftime lead.

UC San Diego never led and was harassed into 39.7 percent shooting, including 7-of-30 from three-point range, as the Aztecs held an opponent under 60 points for the first time this season. Led by junior forward Aerick Sanders' 11 boards, the Aztecs enjoyed a 44-27 rebound advantage over the shorter Tritons.

SDSU, which shot an identical 16-of-33 from behind the arc and from two-point range, broke the previous team record of 13 three-pointers and came within one of the Mountain West record of 17 treys.

The Aztecs received tremendous scoring balance, as four players scored in double-figures and nine of the 10 players who dressed for the game found their way into the scoring ledger.

Jordan Watkins and Sean Crawford led the Tritons with 15 apiece.

**NOTES OF THE GAME:** The victory was the ninth straight home win in December for the Aztecs... Sanders' four blocks on the night give him 53 for his career, placing him 10th on the school's all-time list... Redshirt freshman Trimaine Davis registered the best scoring output of his young career with six points, while redshirt freshman Markee White and true freshman John Sharper scored their first points as collegians on a pair of free throws and a three-pointer, respectively.

UCSD	MP	FG	3FG	FT	R	F	A	T	O	B	S	TP
Duffaut	27	3-10	1-6	0-0	2	2	0	0	0	0	7	
Moyneur	22	2-3	1-2	1-1	0	3	2	1	0	1	6	
Watkins	29	7-11	0-0	1-2	5	1	3	3	0	1	15	
Jackson	29	2-6	1-3	2-2	3	4	3	1	0	0	7	
Crawford	30	6-15	3-11	0-2	2	2	2	4	0	2	15	
Zanolli	5	0-1	0-1	0-0	0	0	0	1	0	0	0	
Crockett	14	0-2	0-2	0-0	2	0	2	0	0	1	0	
Tower	3	0-0	0-0	0-0	0	0	0	0	0	0	0	
Rikansrud	10	1-5	1-5	0-0	1	0	0	1	0	1	3	
Sydney	17	0-2	0-0	0-0	5	0	1	1	0	2	0	
Roberts	5	1-1	0-0	0-0	1	0	1	1	0	0	2	
Conti	8	1-2	0-0	0-0	3	2	0	1	0	1	2	
Cooke	1	0-0	0-0	0-0	0	0	0	0	0	0	0	
Team					3							
Totals	200	23-58	7-30	4-7	27	14	14	15	0	9	57	

SDSU	MP	FG	3FG	FT	R	F	A	T	O	B	S	TP
Sanders	30	4-8	0-0	0-0	11	0	2	1	4	0	8	
Mackell	27	5-7	0-0	5-8	8	0	1	2	0	0	15	
Moore	27	4-7	3-5	0-0	1	2	8	2	0	1	11	
Bland	27	7-17	4-7	0-0	3	1	6	0	1	18		
Sir	25	6-10	3-10	0-0	4	0	1	3	0	0	18	
Johnson	17	2-8	2-6	0-0	2	0	1	1	0	0	6	
Sharper	12	1-3	1-3	0-0	5	1	2	1	0	0	3	
Davis	19	3-3	0-0	0-0	2	2	0	1	0	0	6	
Wardrop	9	0-2	0-2	0-0	0	2	2	0	0	1	0	
White	7	0-1	0-0	2-3	2	0	0	2	0	0	2	
Team					6							
Totals	200	32-66	16-33	7-11	44	8	23	14	4	3	87	

Halftime: San Diego State 47, UC San Diego 24. FG %: San Diego

State 48.5, UC San Diego 39.7. 3FG %: San Diego State 48.5, UC San Diego 23.3. FT %: San Diego State 63.6, UC San Diego 57.1. Officials: Stanley Reynolds, Larry Spaulding, Greg Burks. Technicals: None.

## Game 5

### No. 1/1 Arizona 89, San Diego State 81

Dec. 2, 2002 • San Diego, Calif.

Cox Arena at Aztec Bowl • Att.: 12,414 (c)

SAN DIEGO - A capacity crowd and a national television audience witnessed San Diego State supply top-ranked Arizona with its toughest challenge of the season. The Aztecs thrilled the first-ever sellout crowd at Cox Arena and served notice to the national audience by challenging No. 1 Arizona for the full 40 minutes before finally succumbing, 89-81.

For the second consecutive season, the Aztecs harassed the nation's top-ranked team throughout the game. But just as they did last year in holding No. 1 Duke to its lowest margin of victory at home, SDSU fell shy of pulling off the upset in the ESPN-televised contest.

The top-ranked Wildcats, who won their first three games of the season by an average of 35.7 points, were playing their first road game in front of the raucous 12,414-spectator capacity crowd and had trouble shaking the Aztecs' pesky effort. SDSU held a 10-7 lead after a Trimaine Davis layup with 13 minutes, 21 seconds remaining in the first half.

Freshman Evan Burns and sophomore transfer Chris Manker, who were eligible to play for the first time this season, sparked the Aztecs and ignited the crowd when they entered the game at the 12:04 mark of the first half. A half-minute later, Burns had his first points as an Aztec on an alley-oop dunk, while Manker drained a three-pointer at 10:47 to tie the game at 17-17.

Burns finished with seven points, three rebounds and three assists in 17 minutes, while Manker added five points and five rebounds in 13 minutes.

The game was tied at 21-all before Arizona took command with a 23-14 run to close out the half. Arizona, the popular preseason national championship pick, displayed its superior depth as eight different players scored during the run.

Arizona picked up in the second half where it left off in the first, running its lead to as many as 19 points. The Wildcats led by 17 with six minutes left before the Aztecs made things interesting by scoring the next seven points. However, SDSU could not climb past the 10-point barrier until there was too little time left in the final minute.

SDSU held preseason Wooden Award candidates Luke Walton and Jason Gardner to a combined 16 points on 3-of-16 shooting, but Will Bynum came off the bench to score a game-high 19 while Rick Anderson added 17. The senior trio of Deandre Moore, Tony Bland and Mike Mackell combined for 47 points to lead the Aztecs.

**NOTES OF THE GAME:** The capacity crowd of 12,414 was the first sellout in the six-year history of Cox Arena and the Aztecs' second-largest home crowd ever, trailing only the 13,106 fans who watched SDSU play North Carolina at the Sports Arena on Dec. 29, 1988... The game was the first was the first match-up between active championship coaches in 2002-03, as Arizona's Lute Olson, who guided the Wildcats to their first-ever championship in 1997, gets the win over SDSU's Steve Fisher, who won the first six games of his head-coaching in leading Michigan to the 1989 title.

ARIZONA	MP	FG	3FG	FT	R	F	A	TO	B	S	TP
Walton	24	2-6	2-3	1-2	3	3	4	3	0	0	7
Iguodala	19	2-4	1-2	2-2	3	1	2	1	0	2	7
Anderson	26	8-12	0-0	1-2	10	2	1	2	2	2	17
Frye	21	3-5	0-0	2-3	4	2	0	0	2	0	8
Gardner	33	1-10	0-7	7-8	2	3	6	2	0	0	9
Fox	19	4-6	0-0	2-5	5	2	1	1	0	0	10
Bynum	23	5-10	4-8	5-6	7	2	1	5	0	3	19
Stoudamire	10	1-5	0-3	2-2	1	1	1	0	0	0	4
Adams	14	4-8	0-1	0-0	4	0	1	0	0	1	8
Latimore	11	0-1	0-0	0-0	0	1	1	0	0	1	0
Team					1						
<b>Totals</b>	<b>200</b>	<b>30-67</b>	<b>7-24</b>	<b>22-30</b>	<b>40</b>	<b>17</b>	<b>18</b>	<b>14</b>	<b>4</b>	<b>9</b>	<b>89</b>

SDSU	MP	FG	3FG	FT	R	F	A	TO	B	S	TP
Sanders	29	2-7	0-0	3-4	11	5	0	2	2	1	7
Mackell	24	6-7	0-0	3-5	8	5	0	4	0	2	15
Moore	37	6-9	2-3	2-2	3	4	8	4	0	1	16
Bland	34	7-21	2-6	0-0	4	1	1	1	0	2	16
Sir	18	2-7	2-7	0-0	1	1	0	1	0	1	6
Johnson	17	2-6	0-3	1-2	1	3	4	2	0	2	5
Davis	11	2-5	0-0	0-0	1	3	0	0	0	0	4
Burns	17	3-6	1-3	0-0	3	3	3	2	1	0	7
Manker	13	2-5	1-3	0-0	5	0	2	1	1	0	5
Team					4						
<b>Totals</b>	<b>200</b>	<b>32-73</b>	<b>8-25</b>	<b>9-13</b>	<b>41</b>	<b>25</b>	<b>18</b>	<b>18</b>	<b>4</b>	<b>9</b>	<b>81</b>

**Halftime:** Arizona 44, San Diego State 35. **FG %:** Arizona 44.8, San Diego State 43.8. **3FG%:** San Diego State 32.0, Arizona 29.2. **FT%:** Arizona 73.3, San Diego State 69.2. **Officials:** Stanley Reynolds, Terry Christman, Bobby McRoy. **Technical:** None.

## Game 6

### San Diego State 64, Long Beach St. 55

Dec. 10, 2002 • Long Beach, Calif.

The Pyramid • Att.: 2,542

LONG BEACH - San Diego State utilized a 20-6 run early in the second half to claim a 64-55 decision over Long Beach State on Tuesday night at The Pyramid. Senior center Mike Mackell scored 17 points and senior guard Tony Bland added 11 as the Aztecs recorded their second road win of the season, marking the earliest SDSU notched a second road win in 31 seasons.

With their best defensive effort of the season in holding the 49ers to 34 percent shooting, the Aztecs won for the ninth time in their last 10 meetings with Long Beach dating to 1980.

Behind a balanced first-half effort that saw eight different Aztecs score and nine assists recorded on 12 SDSU baskets, San Diego State held a 31-26 halftime lead. Long Beach opened the second half with a 12-2 run to take a 38-33

lead, but the Aztecs capped their game-breaking run with a John Sharper three-pointer to claim a nine-point lead with seven minutes, 54 seconds remaining.

Tony Darden's jumper with 2:23 left brought Long Beach within 58-54, but SDSU scored the next five points and made enough free throws down the stretch to close out the 64-55 win.

For the second straight game, the Aztec bench recorded a season-best scoring output. Sparked by 10 points from freshman forward Evan Burns and eight from sophomore center Chris Manker, who were playing in only their second game as Aztecs, SDSU reserves outscored LBSU's bench, 25-2. The Aztecs also claimed a 38-30 advantage on the boards, as junior forward Aerick Sanders grabbed a career-high 12 rebounds.

LBSU's Darden led all scorers with 20 points, including three 3-pointers, while Kevin Roberts added 13 points and grabbed 9 rebounds.

**NOTES OF THE GAME:** With the win, SDSU improved to 11-10 in its last 21 road/neutral games... Before the current stretch, it took the Aztecs 60 games to record 11 such victories... San Diego State recorded a victory the game after playing the nation's No. 1 team for the second straight season... Mackell has scored at least 15 points in all six games this season, while Bland scored in double-figures for the 35th time in 39 games as an Aztec... Freshman guard Steve Sir was held without a three-pointer for the first time in his six-game Aztec career... The game was a homecoming of sorts for SDSU, as 10 of the 14 players on the Aztec roster come from a 35-mile radius of Long Beach.

SDSU	MP	FG	3FG	FT	R	F	A	TO	B	S	TP
Sir	12	1-4	0-2	0-0	1	0	2	3	0	0	2
Sanders	24	1-1	0-0	2-2	12	4	1	3	1	0	4
Mackell	29	6-10	0-0	5-5	6	5	0	6	0	0	17
Moore	35	2-5	1-2	0-0	2	3	3	1	0	2	5
Bland	35	5-10	1-1	0-2	2	1	4	2	0	0	11
Johnson	13	1-3	1-3	1-2	4	0	0	3	0	0	4
Sharper	9	1-2	1-2	0-0	0	1	0	0	0	1	3
Davis	10	0-0	0-0	0-0	2	1	0	0	0	0	0
Burns	22	2-9	0-2	6-7	4	3	1	1	1	2	10
Manker	11	3-5	2-3	0-0	4	2	1	1	0	0	8
Team					1						
<b>Totals</b>	<b>200</b>	<b>22-49</b>	<b>6-15</b>	<b>14-18</b>	<b>38</b>	<b>20</b>	<b>12</b>	<b>20</b>	<b>2</b>	<b>5</b>	<b>64</b>

LBSU	MP	FG	3FG	FT	R	F	A	TO	B	S	TP
Roberts	37	5-12	1-3	2-4	9	3	3	3	0	3	13
Williams	30	2-8	0-3	1-2	3	3	1	1	0	2	5
Lawhorn	20	2-3	0-0	5-6	4	1	0	1	1	0	9
Thompson	37	2-4	0-0	2-4	2	1	4	2	0	2	6
Darden	37	6-19	3-9	5-6	1	2	1	3	0	2	20
Hodges	5	0-1	0-1	0-0	0	1	0	0	0	0	0
Jackson, M.	4	0-0	0-0	0-0	2	3	0	1	0	0	0
Pearson	7	1-1	0-0	0-0	3	2	0	0	0	0	7
Jackson, A.	15	0-2	0-0	0-1	3	1	1	0	1	1	0
Jenkins	8	0-3	0-2	0-0	0	0	0	2	0	0	0
Team					3						
<b>Totals</b>	<b>200</b>	<b>18-53</b>	<b>4-18</b>	<b>15-23</b>	<b>30</b>	<b>17</b>	<b>10</b>	<b>13</b>	<b>2</b>	<b>10</b>	<b>55</b>

**Halftime:** San Diego State 31, Long Beach State 26. **FG %:** San Diego State 44.9, Long Beach State 34.0. **3FG%:** San Diego State 40.0, Long Beach State 22.2. **FT%:** San Diego State 77.8, Long Beach State 65.2. **Officials:** Jim Stupin, Randy McCall, Bob Staffen. **Technical:** None.

## Game 7

### San Diego State 60, Hawai'i 49

Dec. 14, 2002 • San Diego, Calif.

Cox Arena at Aztec Bowl • Att.: 6,138

SAN DIEGO - Behind a stifling defensive effort that held Hawai'i to its lowest point total in three seasons, San Diego State defeated the visiting Rainbow Warriors for the second straight season, 60-49, at Cox Arena. In the battle of 2002 NCAA Tournament teams, SDSU (4-3) limited the two-time defending WAC champions to 34.0 percent shooting while holding three Hawai'i starters scoreless.

Hawai'i (2-1), which has rung up an impressive 29-7 record over the past two seasons, has suffered losses in back-to-back seasons at the hands of the Aztecs. The Rainbow Warriors were held below 50 points for the first time since a 53-49 loss to Bowling Green on Nov. 21, 1999, while the Aztecs held a Division I opponent other than Air Force below 50 points for the first time since an 80-47 win over CSU Northridge on Jan. 30, 1996.

Senior guard Tony Bland scored a game-high 19 points on season-best 6-of-8 shooting, registering double-figure points for the 36th time in 40 games as an Aztec. However, Bland's best effort in the game may have come on the defensive end, as he helped harass preseason Wooden Award candidate Carl English into 4-of-15 shooting, five turnovers and only four points after halftime.

The game was tied at 22 at halftime, as both teams struggled to under-35 percent shooting. The Aztecs scored 10 of the first 15 points in the second half, but the Rainbow Warriors fought back to take a 33-32 lead on Nkeruwem Akpan's jumper with 13 minutes, 26 seconds remaining.

The game was tied at 36 with 11:18 left before sophomore Tommy Johnson, who earned his first career start, converted a layup and the Aztecs forced three consecutive Hawai'i turnovers to spark a game-breaking 13-4 run. SDSU, which shot 60 percent from the floor in the second half, registered an equally impressive 11-for-15 from the free-throw line over the last 4:31 to seal the 60-49 win.

Senior center Mike Mackell scored 15 points, hitting that mark now in all seven games this season. Junior Aerick Sanders grabbed nine rebounds and registered a career-high three assists.

English led the Rainbow Warriors with 16 points, while Phil Martin added 14 points.

**NOTES OF THE GAME:** With the win, San Diego State improved to 4-3, equalling the Aztecs' best start since the 1996-97 squad started 5-2... The 4-3 mark also equals last season's NCAA tournament squad out of the gate... The Aztecs matched their season-low with 12 turnovers while forcing a season-high 21 miscues... Sophomore guard Travis Hanour played his first game for SDSU, entering with 10 min-



utes, 30 seconds remaining in the first half... The transfer from Arizona connected on his first basket, a jumper from the left baseline, at the 8:09 mark

HAWAII	MP	FG	3FG	FT	R	F	A TO	B	S	TP
Martin	28	5-7	1-1	3-4	4	3	1 5	0	0	14
Peciukas	8	0-2	0-1	0-0	0	0	0 0	0	0	0
Shimonovich	27	0-5	0-0	0-0	7	5	1 5	1	0	0
Campbell	30	0-3	0-1	0-0	3	3	3 1	0	0	0
English	39	4-15	3-7	5-7	12	2	2 5	0	1	16
Carter	15	4-8	2-5	0-1	0	2	1 1	0	0	10
Kuebler	29	2-7	0-0	1-1	4	3	2 0	0	1	5
Akpan	24	2-3	0-0	0-0	7	1	3 4	1	0	4
Team					1					
<b>Totals</b>	<b>200</b>	<b>17-50</b>	<b>6-15</b>	<b>9-13</b>	<b>38</b>	<b>19</b>	<b>13 21</b>	<b>2</b>	<b>2</b>	<b>49</b>

SDSU	MP	FG	3FG	FT	R	F	A TO	B	S	TP
Sanders	31	1-2	0-0	0-0	9	2	3 1	1	0	2
Mackell	31	6-16	0-0	3-4	8	2	1 2	1	1	15
Johnson	21	3-5	0-1	0-0	0	4	0 0	0	1	6
Moore	35	2-4	1-1	2-2	1	2	5 2	0	3	7
Bland	35	6-8	1-1	6-9	2	1	1 4	0	1	19
Hanour	16	1-4	0-2	2-4	2	3	2 2	1	0	4
Sir	9	2-2	1-1	0-0	1	1	1 0	0	1	5
Sharper	1	0-0	0-0	0-0	0	0	0 0	0	0	0
Davis	2	0-0	0-0	0-0	0	0	0 0	0	0	0
Burns	14	0-4	0-0	0-0	3	2	0 1	1	2	0
Manker	8	1-4	0-1	0-0	2	0	0 0	0	0	2
Team					0					
<b>Totals</b>	<b>200</b>	<b>22-49</b>	<b>3-7</b>	<b>13-19</b>	<b>28</b>	<b>17</b>	<b>13 12</b>	<b>4</b>	<b>9</b>	<b>60</b>

Halftime: San Diego State 22, Hawai'i 22. FG %: San Diego State 44.9, Hawai'i 34.0. 3FG%: San Diego State 42.9, Hawai'i 40.0. FT%: Hawai'i 69.2, San Diego State 68.4. Officials: Dan Chrisman, Jim Danner, Shawn Lehigh. Technicals: None.

## Game 8

### San Diego State 71, Houston 61

Dec. 21, 2002 • Houston, Texas

Hofheinz Pavilion • Att.: 3,444

HOUSTON - Mike Mackell and Aerick Sanders recorded career highs as San Diego State rallied from an eight-point deficit to defeat Houston, 71-61, on Dec. 21 at the Hofheinz Pavilion.

The Cougars led 42-38 with 15:23 to play, but a 20-3 Aztec run put San Diego State on top to stay. The Aztecs led the final 13:09 of the contest.

Trailing by two points at the half, the Aztecs completely dominated the second 20 minutes of play, connecting on 15-of-27 field goal attempts (55.6 percent) and out-rebounding the Cougars 22-12 after intermission.

Mackell, the Aztec senior center, scored a career high 22 points on the strength of 9-of-13 field goals. Sanders, a junior forward, tied a career high with 12 points and added career bests with 14 rebounds and four assists.

Deandre Moore added 10 points for the Aztecs while Tony Bland, scored seven points and added a game-high six assists. The Senior guard now has 998 points in his career.

Houston was paced by Louis Truscott who posted team-highs with 16 points and 12 rebounds.

**NOTES OF THE GAME:** San Diego State improves to 5-3 overall and has won three

straight games and five of its last six. SDSU plays its next five games at home where the Aztecs have posted a 14-5 record since the beginning of last season... San Diego State has won three of its first four road games in a season for the first time since the 1984-85 campaign when SDSU opened the season with victories in its first four road games. This is the first time in 18 seasons that SDSU won at least three of its first four road games of the season.

SDSU	MP	FG	3FG	FT	R	F	A TO	B	S	TP
Sanders	30	5-9	0-0	2-2	14	4	4 1	0	1	12
Mackell	27	9-13	0-0	4-4	3	2	0 4	0	0	22
Johnson	26	3-9	1-4	0-0	5	1	1 1	0	1	7
Moore	28	2-4	2-4	4-6	2	3	1 1	0	3	10
Bland	32	2-9	0-4	3-5	4	0	6 3	0	3	7
Hanour	18	2-6	2-4	0-1	4	1	1 1	0	0	6
Sir	11	1-6	1-6	0-0	1	1	1 0	0	0	3
Sharper	5	0-0	0-0	0-0	0	0	0 0	0	0	0
Davis	2	0-0	0-0	0-0	0	0	0 0	0	0	0
Burns	10	2-4	0-0	0-1	4	2	2 1	1	0	4
Manker	11	0-1	0-0	0-0	1	1	0 1	0	0	0
Team					2					
<b>Totals</b>	<b>200</b>	<b>26-61</b>	<b>6-22</b>	<b>13-19</b>	<b>40</b>	<b>15</b>	<b>16 14</b>	<b>1</b>	<b>8</b>	<b>71</b>

HOUSTON	MP	FG	3FG	FT	R	F	A TO	B	S	TP
Truscott	39	6-13	1-2	3-4	12	0	2 4	0	1	16
Shelton	28	3-5	1-3	0-0	3	2	1 2	1	0	7
McGuire	20	4-4	1-1	1-2	6	4	1 3	1	0	10
Owens	34	3-13	2-5	0-0	2	4	5 1	0	0	8
Hensley	26	3-6	0-2	0-0	3	3	0 1	1	3	6
Jones II	24	1-8	0-1	1-2	1	2	1 2	0	0	3
Keys	8	1-1	0-0	0-0	0	0	0 0	0	0	2
Ferguson	21	4-7	0-0	1-1	4	4	1 3	1	0	9
Team					2					
<b>Totals</b>	<b>200</b>	<b>25-57</b>	<b>5-14</b>	<b>6-9</b>	<b>33</b>	<b>19</b>	<b>11 16</b>	<b>4</b>	<b>4</b>	<b>61</b>

Halftime: Houston 30, San Diego State 28. FG %: Houston 43.9, San Diego State 42.6. 3FG%: Houston 35.7, San Diego State 27.3. FT%: San Diego State 68.4, Houston 66.7. Officials: Mark Whitehead, Mike Littlewood, Jim Stupin. Technicals: None.

## Game 9

### San Diego State 91, Florida Atlantic 76

Dec. 28, 2002 • San Diego, Calif.

Cox Arena at Aztec Bowl • Att.: 5,566

SAN DIEGO - Evan Burns produced the breakout game of his young collegiate career, scoring a game-high 21 points, and Mike Mackell added 20 as the Aztecs ran their win streak to four straight with a 91-75 win over Florida Atlantic at Cox Arena.

In matching its best start in six seasons at 6-3, SDSU scored its most points since a 93-78 upset of No. 21/16 Fresno State last season. The Aztecs, playing the first contest of a five-game homestand, also reeled off 51 first-half points, the most since 57 points in the first half of a win over UC San Diego last season.

Burns matched his previous high of 10 points with 10 minutes, 54 seconds remaining in the first half. Despite playing only 18 minutes, the freshman forward became the only current Aztec to produce a 20-point game in his freshman season.

Mackell scored 16 of his 20 points in the first half, including a three-point play with 11:34 left

in the first stanza that gave the Aztecs the lead for good against their fellow 2002 NCAA Tournament opponent.

SDSU controlled the up-and-down game with its defensive pressure, forcing the Owls into almost as many turnovers (26) as made field goals (27). The Aztecs also held a 20-attempt advantage at the free throw line, converting 24-of-39 to FAU's 13-of-19.

Senior Tony Bland scored his 1,000th career point by connecting on his first shot of the game. He finished with nine points, giving him a career total of 1,007, and also dished out a season-best eight assists.

Chris Thomas led the Owls with 19 points.

**NOTES OF THE GAME:** With the season-best 91-point outburst, three Aztecs set career scoring marks. In addition to Burns' career-high 21 points, sophomore Travis Hanour set his SDSU high and matched his career high with 11 points and freshman John Sharper produced a personal-best eight points... Junior Aerick Sanders grabbed 11 rebounds for the fifth time in six games... Sanders' effort on the boards allowed the Aztecs to out-rebound or match their opponent on the boards for the eighth time in nine games this season.

FAU	MP	FG	3FG	FT	R	F	A TO	B	S	TP
Headley	20	0-4	0-0	5-6	2	4	0 2	0	0	5
Bishop	31	4-8	3-4	0-0	1	3	0 1	0	2	11
Edwards	28	1-4	0-1	1-2	10	4	2 6	0	0	3
Crumbley	37	5-15	2-8	1-1	1	3	4 6	0	1	13
Thomas	32	8-12	1-3	2-3	3	4	1 2	0	3	19
Neumann	14	2-2	0-0	0-0	3	5	0 3	0	0	4
Stevens	6	1-3	0-0	2-4	0	2	1 2	0	0	4
Cowans	25	5-8	1-3	2-3	8	3	3 1	0	1	13
Hamilton	7	1-2	1-2	0-0	3	3	0 3	0	0	3
Team					2					
<b>Totals</b>	<b>200</b>	<b>27-58</b>	<b>8-21</b>	<b>13-19</b>	<b>33</b>	<b>31</b>	<b>11 26</b>	<b>0</b>	<b>7</b>	<b>75</b>

SDSU	MP	FG	3FG	FT	R	F	A TO	B	S	TP
Sanders	25	3-4	0-0	1-3	11	4	2 2	0	3	7
Mackell	27	6-9	0-0	8-11	4	1	3 0	0	0	20
Johnson	23	3-8	1-4	0-0	2	4	3 0	0	2	7
Moore	23	2-7	0-3	1-2	2	2	5 3	0	3	5
Bland	30	3-7	0-2	3-8	5	1	8 2	0	2	9
Hanour	21	4-8	2-4	1-2	4	1	0 1	1	0	11
Sir	10	0-3	0-3	0-0	1	1	1 0	0	0	0
Torres	1	0-0	0-0	0-0	0	1	0 0	0	1	0
Sharper	9	2-4	2-4	2-2	0	0	0 2	0	0	8
Davis	5	1-2	0-0	1-3	2	1	0 0	0	0	3
Burns	18	7-11	0-0	7-8	4	3	0 4	1	4	21
Manker	5	0-1	0-1	0-0	1	0	0 2	0	0	0
Wardrop	1	0-1	0-1	0-0	0	0	0 1	0	0	0
White	2	0-1	0-0	0-0	0	1	1 0	0	0	0
Team					3					
<b>Totals</b>	<b>200</b>	<b>31-66</b>	<b>5-22</b>	<b>24-39</b>	<b>39</b>	<b>20</b>	<b>23 17</b>	<b>2</b>	<b>15</b>	<b>91</b>

Halftime: San Diego State 51, Florida Atlantic 41. FG %: San Diego State 47.0, Florida Atlantic 46.6. 3FG%: Florida Atlantic 38.1, San Diego State 22.7. FT%: Florida Atlantic 68.4, San Diego State 61.5. Officials: Kelly Self, Mike Giarratano, Kenneth Wilson. Technicals: None.

## Game 10

### San Diego State 74, IPFW 58

Dec. 30, 2002 • San Diego, Calif.

Cox Arena at Aztec Bowl • Att.: 5,094

SAN DIEGO - The Aztecs ran out to a 10-0 lead and led by as many as 29 points in cruising to a 74-58 victory over IPFW at Cox Arena.

SDSU ran its season-best winning streak to five games in improving to 7-3, equaling its best record after 10 games in the last six seasons. In posting a five-game victory streak for the third straight season, the Aztecs closed the month of December with a 6-1 record for their best record in the holiday month since the 1996-97 squad racked up an identical record.

The Aztecs left little doubt about the outcome early, scoring the first 10 points of the game on layups and follow-up shots. After the Mastodons' first basket, the Aztecs followed with a 15-2 run sparked by three-pointers from three different players. All five SDSU starters had scored by the first media timeout and nine different Aztecs entered the scoring column by the second media break.

The Aztecs put up 45 points in the first half, their third-most prolific scoring first period of the season, despite having only two players (Tony Bland and Evan Burns) with as many as seven points. The 24-point lead at the half (45-21) was the Aztecs' largest of the season. At the same time, SDSU set a season-low for points allowed in a half by holding the Mastodons to just 21 first-half points thanks to 14 forced turnovers.

After leading by 29 at one point in the first half, the Aztecs built their second-half lead to as many as 28 points before settling for the 16-point margin, SDSU's largest win over a Division I opponent this season. When junior walk-on guard Ben Wardrop scored his second career basket on a three-pointer with 34 seconds remaining, 12 of the 13 Aztecs who appeared in the game had broken into the scoring ledger.

Mike Mackell was held below 15 points for the first time this season, but he still scored in double-figures for the 12th straight time in an Aztec uniform with a team-high 11. Evan Burns added 10 points, while Tommy Johnson and Aerick Sanders each grabbed a team-high seven rebounds.

Jim Kessenich led IPFW with 13 points.

**NOTES OF THE GAME:** SDSU improved to 16-5 at Cox Arena since the beginning of last season and has won 17 of its last 19 home games against non-conference competition... Tommy Johnson (seven rebounds) and Travis Hanour (five rebounds) had career-best nights on the boards as the Aztecs owned a 41-30 advantage on the glass.

IPFW	MP	FG	3FG	FT	R	F	A	T	O	B	S	TP
Carouthers	20	3-5	0-1	1-2	1	0	2	3	1	1	7	
Kessenich	29	6-12	1-2	0-0	3	1	0	3	2	0	13	
Simon	22	1-1	0-0	1-4	4	4	0	1	0	0	3	
Collins	25	2-12	2-5	4-4	4	2	3	1	0	3	10	
Woodall	17	1-5	0-2	0-0	0	1	0	5	0	2	2	
Noll	18	1-4	1-4	0-0	2	2	2	1	0	2	3	
Clevinger	24	2-4	1-3	4-6	0	2	4	2	0	1	9	
Jennings	26	4-10	0-1	1-1	12	1	1	1	0	2	9	
Nesbitt	1	0-1	0-1	0-0	0	0	0	0	0	0	0	
Thrasher	18	1-3	0-0	0-0	1	3	1	0	0	0	2	
Team					3					1		
<b>Totals</b>	<b>200</b>	<b>21-57</b>	<b>5-19</b>	<b>11-17</b>	<b>30</b>	<b>16</b>	<b>13</b>	<b>17</b>	<b>3</b>	<b>11</b>	<b>58</b>	

SDSU	MP	FG	3FG	FT	R	F	A	T	O	B	S	TP
Sanders	18	3-6	0-0	1-2	7	0	0	1	1	1	7	
Mackell	23	4-7	0-0	3-4	4	1	0	2	0	2	11	
Johnson	18	3-6	2-4	0-0	7	3	1	4	0	2	8	
Moore	26	3-5	0-2	0-0	4	1	7	3	0	0	6	
Bland	24	4-11	0-2	1-2	0	0	4	0	1	2	9	
Hanour	19	1-3	1-3	0-0	5	1	2	2	0	0	3	
Sir	18	2-5	2-5	0-0	2	0	2	1	0	2	6	
Sharper	11	1-2	1-2	0-0	2	2	1	0	0	0	3	
Davis	16	1-2	0-0	1-2	1	1	0	0	0	0	3	
Burns	11	3-5	1-2	3-3	3	4	0	2	0	1	10	
Manker	13	1-4	1-2	2-6	4	2	0	3	1	0	5	
Wardrop	1	1-1	1-1	0-0	0	0	1	0	0	0	3	
White	2	0-1	0-0	0-0	0	0	1	0	0	0	0	
Team					2							
<b>Totals</b>	<b>200</b>	<b>27-58</b>	<b>9-23</b>	<b>11-19</b>	<b>41</b>	<b>15</b>	<b>19</b>	<b>18</b>	<b>3</b>	<b>10</b>	<b>74</b>	

Halftime: San Diego State 45, IPFW 21. FG %: San Diego State 46.6, IPFW 36.8. 3FG%: San Diego State 39.1, IPFW 26.3. FT%: IPFW 64.7, San Diego State 57.9. Officials: Bob Staffen, Greg Burks, Mike Littlewood. Technicals: None.

## Game 11

### San Diego State 79, Loyola Marymount 69

Jan. 3, 2003 • San Diego, Calif.

Cox Arena at Aztec Bowl • Att.: 5,269

SAN DIEGO - Senior guard Tony Bland scored an Aztec season-high 29 points as San Diego State overcame a seven-point second-half deficit to win its sixth straight, 79-69, over Loyola Marymount at Cox Arena.

The win, coming in head coach Steve Fisher's 100th game at the helm of the Aztec program, extends SDSU's victory streak to six straight and matches the squad's best run since the 2000-01 season. At 8-3, the Aztecs have equaled their best start since the 1996-97 campaign.

Bland, who had been held to single-digit scoring in the three previous games for the first time in his Aztec career, connected on four of his first five shots and hit his first two free throws to reach the 10-point mark with 12 minutes, 42 seconds remaining in the first half. He hit a pair of free throws with 2:01 left in the first period to reach his previous season high of 21 points. The senior from Los Angeles was the only Aztec with more than four points at intermission.

Bland's offensive prowess kept SDSU in the game, as a 15-point first-half performance by Keith Kincade had propelled the Lions to a 39-35 halftime lead.

The Aztecs trailed by as many as seven points in the second half, but senior center Mike Mackell, who was held scoreless in the first half, tallied 13 points after intermission as the Aztecs mounted their comeback.

With the visitors ahead by three, 60-57, with 8:55 left, freshman Evan Burns, who registered his first career double-double with 10 points and 10 rebounds, hit a jumper to pull the Aztecs within one. Following a Kincade turnover, Mackell converted a layup to give the Aztecs the lead for good, 61-60. SDSU then closed out the game by hitting its free throws on a 25-11 run to earn its third victory of the season after trailing at the half.

Junior forward Aerick Sanders scored in double-digits for the fourth time in his career with 10 points and grabbed nine rebounds.

Kincade led the Lions with 22 points on 8-of-12 shooting and a perfect 5-for-5 effort from the line.

**NOTES OF THE GAME:** SDSU closed out the Lions with its proficiency from the free-throw line, shooting a season-best 83.3 percent on 25-of-30 shooting from the charity stripe... Freshman guard Steve Sir hit both of his free throws, his first attempts since the second game of the season against Portland Nov. 27, and is a perfect 9-for-9 from the line this year... Junior guard Ben Wardrop, whose brother Wes scored five points in 17 minutes for LMU, entered the game with 13.5 seconds remaining and converted his third career basket, a layup with half a second left, to finalize the score at 79-69.

LMU	MP	FG	3FG	FT	R	F	A	T	O	B	S	TP
Osborn	17	3-8	1-5	0-0	1	5	2	0	0	0	7	
Kincade	32	8-12	1-1	5-5	5	3	1	2	0	0	22	
Gay	35	5-8	0-0	3-4	2	3	0	3	3	2	13	
Brown	36	5-7	2-2	0-0	5	1	3	2	0	1	12	
Worthy	14	0-5	0-0	0-0	0	4	3	1	0	1	0	
Dennis	13	1-3	0-1	2-2	0	1	1	0	0	1	4	
Dickens	16	1-4	0-0	0-0	5	1	0	1	0	0	2	
Wardrop	17	1-3	0-0	3-4	4	3	2	3	0	1	5	
Haywood	15	1-3	0-0	0-0	3	0	1	0	0	0	2	
Ayer	5	1-2	0-0	0-0	0	2	0	1	0	0	2	
Team					3					1		
<b>Totals</b>	<b>200</b>	<b>26-55</b>	<b>4-9</b>	<b>13-15</b>	<b>28</b>	<b>23</b>	<b>13</b>	<b>14</b>	<b>3</b>	<b>6</b>	<b>69</b>	

SDSU	MP	FG	3FG	FT	R	F	A	T	O	B	S	TP
Sanders	33	2-4	0-0	6-6	9	3	2	1	0	0	10	
Mackell	22	3-6	0-0	7-10	1	2	2	3	0	0	13	
Johnson	20	1-8	0-3	3-4	4	1	3	0	0	0	5	
Moore	30	1-6	0-3	0-0	2	4	3	2	0	1	2	
Bland	37	11-18	0-1	7-8	0	1	3	1	1	1	29	
Sir	8	0-1	0-1	2-2	0	0	1	0	0	0	2	
Sharper	16	1-3	1-2	0-0	3	1	2	0	0	1	3	
Davis	4	0-0	0-0	0-0	0	0	0	0	0	0	0	
Burns	22	5-7	0-1	0-0	10	4	0	2	3	4	10	
Manker	8	1-1	1-1	0-0	1	1	0	0	1	0	3	
Wardrop	0+	1-1	0-0	0-0	0	0	0	0	0	0	2	
Team					2							
<b>Totals</b>	<b>200</b>	<b>26-55</b>	<b>2-12</b>	<b>25-30</b>	<b>32</b>	<b>17</b>	<b>16</b>	<b>9</b>	<b>5</b>	<b>7</b>	<b>79</b>	

Halftime: Loyola Marymount 39, San Diego State 35. FG %: San Diego State 47.3, Loyola Marymount 47.3. 3FG%: Loyola Marymount 44.4, San Diego State 16.7. FT%: Loyola Marymount 86.7, San Diego State 83.3. Officials: Tom O'Neill, Tim Gabutero, Shawn Lehigh. Technicals: None.

## Game 12

### No. 23/21 Texas Tech 75, San Diego State 63

Jan. 6, 2003 • San Diego, Calif.

Cox Arena at Aztec Bowl • Att.: 12,414

SAN DIEGO - No. 23/21 Texas Tech held the Aztecs scoreless over the first six minutes, three seconds of the second half and broke open a four-point halftime lead with a 10-0 run en route to snapping San Diego State's six-game win streak with a 75-63 win on Big Monday at sold-out Cox Arena.

The Aztecs had their longest win streak since the 2000-01 team also won six straight ended

before a capacity crowd of 12,414, SDSU's second second sellout this season and in the six-year history of Cox Arena.

The Red Raiders used an 11-0 free-throw advantage, thanks to 12 first-half fouls whistled against SDSU opposed to six for Texas Tech, to offset the Aztecs' 6-of-13 three-point shooting in the first half in taking a 42-38 halftime lead. Kasib Powell picked up the Red Raiders' scoring slack for teammate Andre Emmett, who was held in check in the first half by the Aztecs with only four points, and scored 19 of his 22 points in the first 20 minutes.

After being down eight points with three minutes, 14 seconds left in the first half, SDSU pulled within one point with just under two minutes left and thanks to six straight points by Tony Bland, the Aztecs closed out the period by outscoring Texas Tech 13-9. However, the Red Raiders forced seven turnovers in their game-breaking and second-half opening 10-0 run and then never let SDSU come within 10 points the rest of the way to close out their fifth straight win.

In shooting a perfect 8-of-8 while propelling Texas Tech to a 16-2 point advantage from the free-throw line, Nick Valdez scored a career-high 21 points and grabbed nine rebounds. He also had four of Texas Tech's 16 steals as the Red Raiders harassed the Aztecs into a season-worst 24 turnovers.

Bland sank six of his last nine shots while producing a team-high 13 points. Mike Mackell added 11 points, reaching that scoring mark for the 12th straight time this season.

**NOTES OF THE GAME:** SDSU coach Steve Fisher and Texas Tech coach Bob Knight, former Big Ten rivals at Michigan and Indiana, respectively, met for the 18th time with Knight improving to 12-6... The Aztecs lost for the first time in six outings when Aerick Sanders, Mackell, Tommy Johnson, Bland and Deandre Moore made up the starting lineup... The Aztecs were out-rebounded for only the second time this season, 36-31.

TT	MP	FG	3FG	FT	R	F	A TO	B	S	TP
Storozynski	18	3-4	0-0	0-1	3	3	2 3	1	1	6
Powell	40	7-14	0-1	8-10	5	3	2 3	0	2	22
Tomaszek	22	0-5	0-0	0-0	4	4	1 2	1	1	0
Emmett	35	8-21	0-1	0-0	8	1	2 1	1	2	16
Ross	14	2-2	0-0	0-0	2	0	2 2	0	3	4
Chavis	9	0-0	0-0	0-0	0	0	2 3	0	1	0
Marshall	23	3-4	0-0	0-0	1	1	3 0	2	2	6
Valdez	39	6-11	1-3	8-8	9	2	2 3	1	4	21
Team					4			1		
<b>Totals</b>	<b>200</b>	<b>29-61</b>	<b>1-5</b>	<b>16-19</b>	<b>36</b>	<b>14</b>	<b>16 18</b>	<b>6</b>	<b>16</b>	<b>75</b>

SDSU	MP	FG	3FG	FT	R	F	A TO	B	S	TP
Sanders	22	2-3	0-0	0-0	6	2	0 2	1	0	4
Mackell	24	5-11	0-0	1-1	3	3	1 4	0	0	11
Johnson	19	2-6	1-4	0-0	2	2	3 3	0	1	5
Moore	32	3-7	2-4	0-0	3	1	2 5	0	1	8
Bland	27	6-14	0-3	1-4	3	3	3 4	0	1	13
Hanour	22	2-7	1-5	0-0	2	2	1 2	1	2	5
Sir	12	2-3	2-3	0-0	0	0	1 1	0	0	6
Sharper	11	1-2	1-1	0-0	1	1	0 1	0	0	3
Davis	3	1-1	0-0	0-0	1	1	1 0	0	0	2
Burns	15	1-1	0-0	0-0	3	3	2 1	0	0	2
Manker	15	2-5	0-2	0-1	4	2	0 1	0	0	4

Team	3
<b>Totals</b>	<b>200 27-60 7-22 2-6 31 20 14 24 2 5 63</b>

**Halftime:** Texas Tech 42, San Diego State 38. **FG %:** Texas Tech 47.5, San Diego State 45.0. **3FG %:** San Diego State 31.8, Texas Tech 20.0. **FT %:** Texas Tech 84.2, San Diego State 33.3. **Officials:** David Hall, Scott Thornley, Verne Harris. **Technical:** Texas Tech 1 (Tomaszek), San Diego State 1 (Burns).

## Game 13

### San Diego State 78, San Diego 72

Jan. 8, 2003 • San Diego, Calif.

Cox Arena at Aztec Bowl • Att.: 8,078

**SAN DIEGO** - The 2002-03 edition of the city showdown went to San Diego State, which jumped out to a 17-point lead and held on down the stretch to defeat San Diego, 78-72.

In winning their ninth straight game over unranked opponents in a season for the first time since moving to Division I prior to the 1970-71 season, the Aztecs snapped a four-game losing streak against their crosstown rival. SDSU caps off the non-conference season with a victory for the third straight season and improves to 9-4 against non-MWC opponents, a record that keeps pace with the start of last season's NCAA Tournament team after 13 games.

The Toreros jumped out to an 8-2 lead after the first two minutes, 32 seconds, but the Aztecs ran off the next nine points to take a lead they would never relinquish. And despite going without a field goal for a 7:41 stretch of the first half, the Aztecs held on to their seven-point lead as they forced USD into 26.7 percent shooting (8-of-30) in the first half.

The lead was cut to four before SDSU went on a 21-8 run over a 5:42 span early in the second half to take a 17-point lead. The Aztecs converted five three-pointers over that stretch, including three in a little over three minutes by Steve Sir, to take command.

USD trailed by 10 with a just over one minute left and whittled SDSU's lead down to four over the next 34 seconds, but the Toreros could not get another shot off and suffered their fourth straight loss.

On the strength of combined 10-of-12 shooting from the frontcourt tandem of Aerick Sanders and Mike Mackell, the Aztecs shot a season-best 49.1 percent (26-of-53) from the floor. Conversely, SDSU harassed USD into a season-low 22 first-half points in holding their sixth opponent to sub-40 percent shooting.

Tony Bland led the Aztecs with 17 points and eight assists, while Mike Mackell added 15. Aerick Sanders scored in double-digits for the fifth time in his career with 11 points, while Evan Burns came off the bench to tally nine points and seven rebounds in a career-high 26 minutes.

Roy Morris led the Toreros with 22 points on 8-of-11 field goals. Subtract Morris from the box score and the Aztecs would have held USD to 16-of-50 shooting (32 percent).

**NOTES OF THE GAME:** SDSU recovered from

a five-rebound deficit at the half to out-rebound its opponent, 38-37, for the 10th time in 13 games this season... Travis Hanour made his first career start and pulled down a career-high six rebounds in 20 minutes... Chris Manker made his first SDSU start and registered three three-pointers... The game was the 100th of senior Deandre Moore's career.

USD	MP	FG	3FG	FT	R	F	A TO	B	S	TP
Belser	22	2-4	0-1	1-2	3	5	0 0	0	0	5
Blair	28	6-12	2-5	1-3	4	4	3 0	0	0	15
Keep	34	4-10	0-1	6-12	14	4	2 2	1	2	14
Morris	38	8-11	4-6	2-4	4	2	3 2	0	1	22
Delzell	22	2-7	2-4	1-2	2	5	0 5	0	1	7
Smith	20	0-1	0-1	0-0	2	3	2 0	0	0	0
Lechtenberg	8	0-3	0-2	1-2	1	2	0 1	0	1	1
McGrain	10	0-2	0-1	0-0	0	0	2 0	0	0	0
Lewis	18	2-11	1-6	3-3	4	4	1 2	3	1	8
Team					3			1		
<b>Totals</b>	<b>200</b>	<b>24-61</b>	<b>9-27</b>	<b>15-28</b>	<b>37</b>	<b>29</b>	<b>13 13</b>	<b>4</b>	<b>8</b>	<b>72</b>

SDSU	MP	FG	3FG	FT	R	F	A TO	B	S	TP
Sanders	19	4-4	0-0	3-4	6	5	1 1	0	0	11
Manker	22	3-8	3-7	0-0	2	2	0 1	1	2	9
Hanour	20	1-5	1-4	0-0	6	2	2 1	1	0	3
Moore	23	1-3	0-1	2-2	2	3	4 2	0	0	4
Bland	38	5-13	1-2	6-14	6	0	8 5	0	1	17
Sir	19	3-6	3-6	0-1	4	3	2 0	0	0	9
Sharper	13	0-1	0-1	1-2	0	1	1 0	0	0	1
Burns	26	3-5	0-0	3-4	7	3	0 1	1	1	9
Mackell	20	6-8	0-0	3-5	1	4	0 3	0	0	15
Team					4					
<b>Totals</b>	<b>200</b>	<b>26-53</b>	<b>8-21</b>	<b>18-32</b>	<b>38</b>	<b>23</b>	<b>18 14</b>	<b>4</b>	<b>3</b>	<b>78</b>

**Halftime:** San Diego State 29, San Diego 22. **FG %:** San Diego State 49.1, San Diego 39.3. **3FG %:** San Diego State 38.1, San Diego 33.3. **FT %:** San Diego State 56.3, San Diego 53.6. **Officials:** Bill Gracey, Larry Spaulding, Duane Allen. **Technical:** None.

## Game 14

### San Diego State 63, Air Force 48

Jan. 11, 2003 • Colorado Springs, Colo.

Clune Arena • Att.: 3,131

**COLORADO SPRINGS, Colo.** - Freshman Evan Burns came off the bench to score a game-high 14 points as the Aztecs opened Mountain West Conference play with a 63-48 victory over Air Force at Clune Arena.

In winning the finale of a six game, 15-days stretch, SDSU extended its longest road winning streak since 1985-86 to four games and won its school-record 10th straight over an unranked opponent. Head coach Steve Fisher earned his 50th victory at San Diego State and 100th conference victory in his career as the Aztecs snapped a five-game losing streak in conference openers and began league play with a road victory for the first time since the 1984-85 season.

The Falcons jumped out to a 12-7 lead at 13 minutes, 31 seconds in the first half, but when Burns entered the game, the momentum swung to the side of the Aztecs. The Inglewood, Calif., native, playing in his first MWC game, scored the next eight points and Mike Mackell added a layup and Deandre Moore a three-pointer as SDSU took a 20-12 lead.

Air Force followed with a 13-4 run of its own to regain the lead at 25-24, but the Aztecs

outscored the Falcons 10-4 the rest of the way to take a 34-29 halftime lead. After the first 5:50 of the second half, the Falcons never came closer than six points the rest of the way as the Aztecs held the nation's fifth-ranked three-point attack to 1-of-12 second-half shooting from behind the arc and 38.5 percent field goals for the game.

Senior guards Moore and Tony Bland led the way as the Aztecs shot a season-best 57.5 percent from the field, including 45.5 percent (5-of-11) from three-point range, and hit all 12 free throws. Moore tallied 11 points, a career-high eight rebounds, four assists, three steals and no turnovers in 36 minutes, while Bland added 11 points, five rebounds and three assists.

Mackell scored 10 points and Burns grabbed five rebounds to go along with his 14 points on 6-of-7 shooting.

Tim Keller led the Falcons with 13 points.

**NOTES OF THE GAME:** SDSU has won six of its last seven conference games and nine-of-10 overall against MWC opponents (counting the 2002 MWC Tournament)... The Aztecs owned a 29-13 rebound advantage and registered their season-low for points allowed (48)... Steve Sir has registered multiple three-pointers in the last three games and made 7-of-14 from three-point range.

AFA	MP	FG	3FG	FT	R	F	A	TO	B	S	TP
Kuhle	40	3-9	2-6	2-2	0	2	3	2	0	1	10
Gerlach	34	3-8	1-5	3-4	4	3	1	1	1	1	10
Bellairs	29	2-5	0-2	0-0	4	2	1	3	0	0	4
Keller	40	5-11	3-8	0-0	2	3	2	0	0	2	13
Jenkins, V.	33	1-3	0-2	3-4	0	4	3	0	0	0	5
Hood	7	0-2	0-2	1-2	0	0	0	0	0	0	1
Peterson	11	1-1	1-1	0-0	0	1	1	0	0	0	3
Welch	6	0-0	0-0	2-2	1	0	0	2	0	0	2
Team					2						
<b>Totals</b>	<b>200</b>	<b>15-39</b>	<b>7-26</b>	<b>11-14</b>	<b>13</b>	<b>15</b>	<b>11</b>	<b>8</b>	<b>1</b>	<b>4</b>	<b>48</b>

SDSU	MP	FG	3FG	FT	R	F	A	TO	B	S	TP
Sanders	18	2-3	0-0	0-0	4	3	1	2	0	0	4
Mackell	32	5-7	0-0	0-0	2	2	1	3	0	0	10
Moore	36	3-6	1-1	4-4	8	3	4	0	0	3	11
Bland	35	3-7	1-3	4-4	5	0	3	2	0	0	11
Hanour	17	0-1	0-1	2-2	3	1	1	0	0	1	2
Johnson	10	1-3	1-1	0-0	2	2	0	2	0	0	3
Sir	24	3-6	2-5	0-0	0	1	1	3	0	0	8
Burns	26	6-7	0-0	2-2	5	1	1	1	0	2	14
Manker	2	0-0	0-0	0-0	0	1	0	0	0	0	0
Team									1		
<b>Totals</b>	<b>200</b>	<b>23-40</b>	<b>5-11</b>	<b>12-12</b>	<b>29</b>	<b>14</b>	<b>12</b>	<b>14</b>	<b>0</b>	<b>6</b>	<b>63</b>

**Halftime:** San Diego State 34, Air Force 29. **FG %:** San Diego State 55.6, Air Force 38.5. **3FG %:** San Diego State 45.5, Air Force 26.9. **FT %:** San Diego State 100.0, Air Force 78.6. **Officials:** Terry Christman, Shawn Lehigh, Roosevelt Brown. **Technical:** None.

## Game 15

**San Diego State 58, Utah 56**  
**Jan. 18, 2003 • San Diego, Calif.**  
**Cox Arena at Aztec Bowl • Att.: 7,102**

SAN DIEGO - The Aztecs utilized an 18-4 second-half run as well as clutch free-throw shooting and baskets from Tony Bland and Mike Mackell in the waning minutes to hold on for a 58-56 victory over Utah at Cox Arena.

The victory enabled San Diego State (11-4 overall, 2-0 Mountain West) to become the first MWC team to two conference wins this season, giving the Aztecs their first 2-0 start in league play since the 1995-96 season. The Aztecs ended eight seasons of futility and a 14-game losing streak to Utah (12-4/0-1 MWC) in the process of earning their school-record 11th straight victory over unranked opponents.

Utah had opened up a six-point lead, its largest margin of the game, with 16 minutes, five seconds remaining in the second half. The Aztecs then went on their game-breaking run over a 7:01 span, receiving six points from Mackell and five each from Deandre Moore and Evan Burns in the run to take a 49-41 lead with 6:27 left.

Utah responded with a 9-1 run on points by four different players to knot the game at 50. The Aztecs then called timeout and on the ensuing possession, Tony Bland hit a running jumper to put the Aztecs up by two.

After a Britton Johnsen free throw cut it to one, Mackell tipped in an Aztec miss to put the Aztecs up 54-51. Marc Jackson hit one free throw to bring the Utes within 54-52 before Travis Hanour connected on a pair of free throws to give the Aztecs a four-point lead with 1:21 left.

A Nick Jacobson layup and an Aztec turnover gave the Utes the ball down by two points with 27 seconds remaining, but Johnsen's three-point-er rimmed out and SDSU's Aerick Sanders grabbed the rebound and made both free throws to give the Aztecs a four-point lead with six seconds left. Tim Frost's follow shot at the buzzer finalized the score at 58-56.

SDSU has now won 7-of-8 conference games and 10 of its last 11 games against conference opponents (counting the 2002 MWC Tournament).

Mackell and Bland, who helped hold Utah leading scorer Nick Jacobson (12.9 ppg) to 4-of-16 shooting, led the Aztecs with 13 points each. Moore and Hanour each recorded career-high rebounding totals of nine and seven, respectively.

Johnsen scored a game-high 16 points and Frost added 15 for the Utes.

**NOTES OF THE GAME:** The 56 points allowed were the Aztecs fifth-fewest given up to a MWC opponent... SDSU is 19-6 (76 percent) over its last 25 games, with three losses coming to nationally ranked opponents.... The Aztecs won the rebound battle, 38-30, out-rebounding their opponent for the 12th time in the last 14 games.

UTAH	MP	FG	3FG	FT	R	F	A	TO	B	S	TP
Caton	34	0-4	0-3	0-0	6	1	2	1	0	2	0
Johnsen	31	5-11	2-4	4-6	7	3	1	2	0	3	16
Frost	27	6-11	3-5	0-0	4	4	1	0	0	1	15
Drisdom	14	1-1	0-0	0-0	3	5	2	2	0	0	2
Jacobson	37	4-16	0-8	3-3	2	3	0	0	0	0	11
Jackson	27	2-3	1-2	6-7	2	2	6	2	0	1	11
Chaney	10	0-1	0-1	0-0	2	2	0	0	1	0	0
Markson	7	0-2	0-0	0-0	2	0	0	0	0	0	0
Koford	13	0-2	0-0	1-2	1	1	1	2	2	1	1
Team					1						
<b>Totals</b>	<b>200</b>	<b>18-51</b>	<b>6-23</b>	<b>14-18</b>	<b>30</b>	<b>21</b>	<b>13</b>	<b>9</b>	<b>3</b>	<b>8</b>	<b>56</b>

SDSU	MP	FG	3FG	FT	R	F	A	TO	B	S	TP
Sanders	26	2-4	0-0	2-2	3	4	1	2	0	0	6

Mackell	32	5-9	0-0	3-7	5	0	1	3	0	1	13
Moore	33	3-8	2-2	0-1	9	5	3	3	0	0	8
Bland	37	5-9	0-0	3-5	5	2	2	4	0	0	13
Hanour	35	1-5	0-2	2-2	7	1	2	1	0	1	4
Sir	7	0-2	0-2	0-0	1	0	0	0	0	0	0
Sharper	7	1-1	1-1	0-0	0	1	0	0	0	0	3
Davis	0+	0-0	0-0	0-0	0	0	0	0	0	0	0
Burns	15	2-7	1-2	0-0	3	4	0	1	0	1	5
Manker	8	2-5	1-4	1-2	2	1	0	0	1	0	6
Team					3						
<b>Totals</b>	<b>200</b>	<b>21-50</b>	<b>5-13</b>	<b>11-19</b>	<b>38</b>	<b>18</b>	<b>9</b>	<b>14</b>	<b>1</b>	<b>3</b>	<b>58</b>

**Halftime:** San Diego State 29, Utah 28. **FG %:** San Diego State 42.0, Utah 35.3. **3FG %:** San Diego State 38.5, Utah 26.1. **FT %:** Utah 77.8, San Diego State 57.9. **Officials:** Verne Harris, Bob Staffen, Bill Kennedy. **Technical:** None.

## Game 16

**Brigham Young 80, San Diego State 69**  
**Jan. 20, 2003 • San Diego, Calif.**  
**Cox Arena at Aztec Bowl • Att.: 8,497**

SAN DIEGO - BYU opened the game with a three-point barrage, connecting on its first seven attempts from beyond the arc, to claim the MWC's second conference road victory of the season 80-69 over San Diego State at Cox Arena. Brigham Young (13-4 overall/2-0 MWC) finished with 10 three-pointers, including five by Mark Bigelow, to hand SDSU (11-5/2-1) its first conference loss of the season.

The Aztecs had a four-game regular-season conference winning streak snapped and a Division I school-record 11-game win streak over non-ranked opponents ended. Despite the loss, SDSU is off to its best start in six seasons going back to the 1996-97 team which also won 11 of its first 16 and started 2-1 in league play.

BYU shot a season-high 48.9 percent by an Aztec opponent this season, propelled by an 11-for-16 start from the floor in running out to a 30-11 lead with 9 minutes, 28 seconds remaining. Of the Cougars seven three-pointers during the stretch, Terry Nashif, who entered the game with a total of five three-point field goals in averaging 2.7 points per game, had three en route to a career-high 11-point night.

Sparked by 12- and 11-point first-half efforts from seniors Tony Bland and Mike Mackell, respectively, SDSU scored the next seven points and had cut the Cougars lead to 41-31 at half-time.

The Aztecs continued to chip away at the lead, whittling the margin to six points on a Steve Sir (six points) three-pointer with 15:16 left and seven on two other occasions, but Travis Hansen scored eight of his 14 points over the last nine minutes and the Cougars hit 18-of-20 free throws down the stretch to close out the victory.

Bland scored a game-high 25 points, his second 20-plus point performance of the season, while Mackell finished with 18. Junior Aerick Sanders grabbed 11 rebounds as the Aztecs matched or out-rebounded the opponent for the 14th time in 16 games.

Bigelow led the victors with 21 points, while



Hansen scored 12 of his 14 points in the second half.

**NOTES OF THE GAME:** Despite the loss, SDSU has still won 10 of its last 12 games against MWC teams, including 7-of-9 league games and three straight in the 2002 MWC tournament... The Aztecs had their longest January win streak (three games) in 18 years ended... The crowd of 8,497 was the fifth-largest in Cox Arena history.

BYU	MP	FG	3FG	FT	R	F	A TO	B	S	TP
Bigelow	36	8-16	5-9	0-0	4	5	0 1	0	3	21
Jensen	28	1-7	0-0	5-6	3	2	3 0	0	0	7
Araujo	25	2-4	0-0	4-6	5	5	3 6	0	3	8
Hansen	31	4-7	0-1	6-9	4	4	2 1	0	2	14
Nashif	30	3-3	3-3	2-3	3	2	3 2	0	0	11
Lemes	3	0-0	0-0	0-0	0	0	1 0	0	0	0
Shoff	7	1-3	0-0	2-3	1	3	1 0	1	1	4
Roberts	0+	0-0	0-0	0-0	0	0	0 0	0	0	0
Bower	23	1-2	1-2	4-4	2	0	0 0	0	0	7
Woodberry	12	2-3	1-2	3-3	1	2	1 0	0	1	8
Howard	5	0-0	0-0	0-0	0	0	0 1	1	0	0
Team					2					
<b>Totals</b>	<b>200</b>	<b>22-45</b>	<b>10-17</b>	<b>26-34</b>	<b>25</b>	<b>23</b>	<b>14 11</b>	<b>1</b>	<b>10</b>	<b>80</b>

SDSU	MP	FG	3FG	FT	R	F	A TO	B	S	TP
Sanders	25	0-3	0-0	1-2	11	4	1 4	3	1	1
Mackell	30	5-8	0-0	8-10	6	5	0 2	1	0	18
Moore	34	3-5	3-5	0-0	3	3	4 3	0	0	9
Bland	38	8-17	2-4	7-10	3	3	2 3	1	0	25
Hanour	14	0-0	0-0	0-0	1	1	2 0	0	0	0
Johnson	6	2-4	0-1	0-0	3	1	0 0	0	0	4
Sir	17	2-3	2-3	0-0	1	1	0 3	0	0	6
Sharper	9	1-2	0-1	0-0	1	1	1 0	0	0	2
Davis	4	1-1	0-0	0-0	0	2	0 0	0	1	2
Burns	22	1-6	0-2	0-0	4	4	0 0	0	0	2
Manker	1	0-0	0-0	0-0	0	1	0 1	0	0	0
Team								1		
<b>Totals</b>	<b>200</b>	<b>23-49</b>	<b>7-16</b>	<b>16-22</b>	<b>34</b>	<b>26</b>	<b>9 19</b>	<b>5</b>	<b>2</b>	<b>69</b>

**Halftime:** Brigham Young 41, San Diego State 31. **FG %:** Brigham Young 48.9, San Diego State 46.9. **3FG%:** Brigham Young 58.8, San Diego State 43.8. **FT%:** Brigham Young 76.5, San Diego State 72.7. **Officials:** Stanley Reynolds, Lonnie Dixon, Duane Allen. **Technical:** None.

## Game 17

### New Mexico 66, San Diego State 62

Jan. 25, 2003 • Albuquerque, N.M.

The Pit/Bob King Court • Att.: 15,003

ALBUQUERQUE, N.M. - New Mexico thwarted a late Aztec rally and used significant advantages from the free-throw line and three-point range to send San Diego State to its second straight conference loss, 66-62, at The Pit/Bob King Court.

SDSU (11-6/2-2 MWC) suffered its second consecutive MWC loss after winning seven of its last eight conference games and 9-of-10 games overall. It was also the second straight loss to an unranked team after an NCAA Division I school-record 11-game win streak over nonranked foes. The loss snapped a four-game road winning streak, the second-longest such streak in the Aztecs' Div. I era.

The Lobos (7-9 overall/1-2 MWC) outscored the Aztecs 19-4 from the free-throw line and 27-12 from behind the arc, large margins that

helped withstand SDSU's 55.1 percent shooting and 16-4 run going into the waning moments of the game. After leading 37-30 at halftime, New Mexico had built a 59-46 margin with 8 minutes, 56 seconds remaining on one of Javin Tindall's career-high five three-pointers.

The Aztecs then responded with 10 straight points over the next four-plus minutes, highlighted by four Tony Bland points and three-pointers from Steve Sir and Evan Burns.

Another Tindall three-pointer put the Lobos up 63-58, but Mike Mackell scored the game's next four points to get the Aztecs within one at 63-62 with 46 seconds remaining, the closest SDSU had been since midway through the first half.

The Aztecs regained possession and had a chance to take the lead, but Mackell's pass from the right side went through Burns' hands on the left baseline and out of bounds. New Mexico then iced the game on a Mark Walters break-away lay-up and Walters' steal of the subsequent full-court inbounds pass and free throw.

Bland led the Aztecs in scoring for the third straight game and 10th time this season with 14 points. Mackell and Aerick Sanders each scored 10 points, while Deandre Moore and Burns, in 15 second-half minutes, both added seven.

Ruben Douglas, the NCAA's fourth-leading scorer at 25.7 points per game, totaled a game-high 21 points but was held below his average and harassed into 4-of-17 shooting thanks to an SDSU defensive effort led by Bland. Douglas picked up nearly half of his points at the free-throw line, where he went 10-of-10 as part of the Lobos' 19-for-24 effort from the charity stripe. Tindall (17 points) and Williams (13) were the Lobos' other double-digit scorers.

**NOTES OF THE GAME:** SDSU lost despite shooting better than 50 percent (55.1 percent) for the second time this season... The Aztecs were out-rebounded (24-25) for only the third time in 2002-03... UNM was whistled for only 12 fouls compared to SDSU's 21.

SDSU	MP	FG	3FG	FT	R	F	A TO	B	S	TP
Sanders	24	5-6	0-0	0-0	4	3	0 3	1	1	10
Mackell	27	5-7	0-0	0-0	0	3	3 5	1	2	10
Moore	24	3-6	1-3	0-0	3	4	2 2	0	2	7
Bland	36	6-9	0-0	2-2	1	1	2 1	1	2	14
Sir	26	1-7	1-7	0-0	3	0	0 0	0	0	3
Johnson	12	1-3	0-0	2-2	3	2	4 3	0	0	4
Hanour	8	1-2	0-0	0-0	0	1	1 0	0	0	2
Sharper	14	1-1	1-1	0-1	2	0	1 0	0	0	3
Davis	2	0-0	0-0	0-0	1	1	0 0	0	0	0
Burns	15	3-4	1-2	0-0	3	4	1 1	1	0	7
Manker	12	1-4	0-2	0-0	2	2	0 1	0	1	2
Team					2					
<b>Totals</b>	<b>200</b>	<b>27-49</b>	<b>4-15</b>	<b>4-5</b>	<b>24</b>	<b>21</b>	<b>14 16</b>	<b>4</b>	<b>8</b>	<b>62</b>

UNM	MP	FG	3FG	FT	R	F	A TO	B	S	TP
Chiotti	28	1-1	0-0	1-2	4	2	3 4	0	0	3
Williams	30	5-9	0-0	3-4	7	2	1 3	0	1	13
Douglas	39	4-17	3-10	10-10	9	1	2 4	0	1	21
Tindall	38	6-7	5-6	0-0	0	2	2 1	1	3	17
Ashcraft	34	2-6	1-5	2-2	2	1	3 1	0	1	7
Walters	20	1-2	0-0	3-5	2	1	1 2	0	1	5
Bell	5	0-0	0-0	0-1	0	2	0 0	0	1	0
Hart	3	0-0	0-0	0-0	0	0	0 0	0	0	0
McCowan	3	0-0	0-0	0-0	0	1	0 0	0	0	0
Team					1					

**Totals** 200 19-42 9-21 19-24 25 12 12 15 1 8 66

**Halftime:** New Mexico 37, San Diego State 30. **FG %:** San Diego State 55.1, New Mexico 45.2. **3FG%:** New Mexico 42.9, San Diego State 26.7. **FT%:** San Diego State 80.0, New Mexico 79.2. **Officials:** Dan Chrisman, Milt Stowe, Bobby McRoy. **Technical:** None.

## Game 18

### Colorado State 72, San Diego State 69

Feb. 1, 2003 • San Diego, Calif.

Cox Arena at Aztec Bowl • Att.: 8,554

SAN DIEGO - Colorado State survived 16 lead changes, four ties and a late San Diego State attempt to send the game to overtime in handing the Aztecs their third straight loss, 72-69, at Cox Arena. Sophomore center Matt Nelson came off the bench to score a game-high 21 points and freshman guard Micheal Morris added 11 points, six rebounds and five blocks as the Rams (14-5 overall/3-1 MWC) earned their first road victory of the season.

The Aztecs (11-7/2-3 MWC) dropped their third straight conference game after starting 2-0 in the MWC and winning 11-of-12 against league foes. SDSU had its three-game winning streak over Colorado State snapped, the Aztecs' longest win streak ever against a MWC opponent.

Colorado State came out firing, hitting a pair of early three-pointers, and held the lead for most of the first half. SDSU went through a stretch of more than four-and-a-half minutes without a field goal and missed the front ends of three consecutive one-and-one free-throw opportunities, propelling CSU to take an 11-point lead at one point and end up carrying a 37-31 lead into halftime.

The second half was a much different story, as the Aztecs used a 28-15 rebound advantage over the second 20 minutes, including 16-4 on the offensive glass, and 15 second-half points from Mike Mackell (after being held scoreless in the first half) to make their run. From the 14:36 mark and over the next seven minutes, the margin was never wider than two points as the teams traded baskets eight times.

Nelson's score with 8:23 remaining gave the Rams the lead for good, but it was tenuous at best in the waning moments. Ram free throws put CSU up five at two different times in the final minute, but Tony Bland answered the first time with a pair of free throws and the second time on a layup.

Following a timeout, CSU turned the ball over on the ensuing inbounds pass, but Deandre Moore's potential game-tying three-pointer was blocked. Time ran out on the clock and the Aztecs before they could grab the ball for another shot.

SDSU out-rebounded the conference's top rebounding team (+8.7 margin) 40-30, including 22-9 on the offensive glass. The Aztecs reeled off 17 more shot attempts than the Rams (69-52) but registered only two more field goals (27-25) as CSU blocked 11 shots and used an 18-9 made-

free throw advantage to gain the win.

Bland led the Aztecs with 19 points, while junior Aerick Sanders grabbed 10 rebounds. Despite suffering from the flu Moore added 11 points and a team MWC-game record seven steals in 21 minutes.

**NOTE OF THE GAME:** SDSU lost for the first time this season when committing fewer turnovers than its opponent (12 to the Rams' 15) and is now 6-1 in such instances.

CSU	MP	FG	3FG	FT	R	F	A TO	B	S	TP
Johnson	19	0-3	0-1	0-0	1	0	3 0	0	2	0
Greene	28	4-10	0-0	4-4	6	3	1 2	0	0	12
Burke	4	0-1	0-0	0-0	1	1	0 0	0	0	0
Birley	34	3-9	3-8	0-0	2	3	3 1	1	0	9
Morris	20	3-5	1-2	4-4	6	2	3 4	5	0	11
Stevens	18	0-4	0-4	3-4	0	1	0 2	0	0	3
Chavis	7	1-2	0-0	1-1	0	1	0 2	0	0	3
Rakiecki	3	0-1	0-1	0-0	0	1	0 0	0	0	0
Clark	18	2-4	0-0	1-2	3	3	1 2	1	0	5
Williams	17	3-3	0-0	2-2	4	3	2 0	1	0	8
Nelson	32	9-10	0-0	3-4	6	2	1 4	3	0	21
Team					1					
Totals	200	25-52	4-16	18-21	30	19	16 15	11	2	72

SDSU	MP	FG	3FG	FT	R	F	A TO	B	S	TP
Sanders	26	3-5	0-0	0-1	10	2	2 2	1	1	6
Mackell	32	6-13	0-0	3-5	7	4	1 4	0	0	15
Moore	21	4-9	2-6	1-2	2	3	3 2	0	7	11
Bland	38	8-15	1-4	2-3	4	1	1 2	0	0	19
Hanour	26	1-11	1-7	2-2	4	2	2 0	0	0	5
Johnson	1	0-0	0-0	0-0	0	0	0 0	0	0	0
Sir	7	0-2	0-2	0-0	0	1	0 1	0	0	0
Sharper	20	1-2	1-2	1-2	3	1	1 0	0	1	4
Davis	11	2-2	0-0	0-0	2	3	0 0	0	0	4
Burns	14	2-10	1-3	0-0	4	3	1 1	2	0	5
Manker	4	0-0	0-0	0-0	0	0	0 0	0	0	0
Team					4					
Totals	200	27-69	6-24	9-15	40	20	11 12	3	9	69

**Halftime:** Colorado State 37, San Diego State 31. **FG %:** Colorado State 48.1, San Diego State 39.1. **3FG%:** San Diego State 25.0, Colorado State 25.0. **FT%:** Colorado State 85.7, San Diego State 60.0. **Officials:** Scott Thornley, Jim Danner, Mike Littlewood. **Technical:** San Diego State 1 (Evan Burns).

## Game 19

### San Diego State 80, Wyoming 70

Feb. 3, 2003 • San Diego, Calif.

Cox Arena at Aztec Bowl • Att.: 6,184

SAN DIEGO - San Diego State led for all but the first 77 seconds of the contest en route to a 80-70 victory over Wyoming on Big Monday at Cox Arena. The Aztecs snapped a three-game losing streak and defeated the first-place Cowboys behind a balanced scoring effort of four players in double-figures and a plus-16 advantage on the boards over the NCAA's 14th-best rebounding team.

Of Wyoming's last three losses to Mountain West teams, three have come at the hands of the Aztecs, who won their third straight in the series. At 3-3 in the MWC and 12-7 overall, SDSU earned its best-ever Mountain West start after six games and its best overall beginning after 19 games since the 1984-85 NCAA Tournament-bound Aztecs began 15-4.

Wyoming (16-4 overall, 4-1 MWC) trailed from the 18:43 mark of the first half on en route to only its second loss in its last 15 games. SDSU utilized a 14-2 run early in the first half and held a lead of 11 points once and margins of 10 points at five different times before Uche Nsonwu-Amadi's 6-for-6 shooting had the Cowboys back in it at 41-39 by halftime.

The teams battled back-and-forth for the first six minutes of the second half with the Cowboys coming within two points on four occasions. However, a 17-4 Aztec run sparked by six Mike Mackell points and capped by an Evan Burns three-pointer as he recovered a loose ball and faded out-of-bounds with the shot clock expiring gave the Aztecs their largest lead at 69-53.

A 13-2 run brought the Cowboys within 71-66 at 1:34, but the Aztecs converted 7-of-10 free throws (including 6-for-6 by Burns) to claim a 10-point victory, their second-largest margin ever against Wyoming.

With a 39-23 rebound advantage including 23-13 in the second half and a 14-6 edge on the offensive glass, SDSU out-rebounded its opponent for the 14th time in 18 games. The Aztecs also set a season-low for turnovers in MWC play with 11 as they won for only the fourth time in the Steve Fisher era when the opposition shot 50 percent from the field.

Senior Tony Bland led the Aztecs in scoring (18 points) and shot better than 50 percent from the field for the fifth straight game. Mackell added 17 points as did Burns, who also recorded eight rebounds and career-highs in assists (five) and minutes (29) in his first collegiate started. Junior Aerick Sanders registered career-best figures of 14 points and 14 rebounds, the Aztecs' highest-ever rebound total by an individual in MWC play.

Nsonwu-Amadi and David Rottinghaus led the Cowboys with 14 points despite each being held to just two second-half points. Donta Richardson, who came into the night averaging 20.1 points over his last 10 games, was harassed into 2-of-11 shooting and seven points by an Aztec defensive effort headed by Bland.

**NOTES OF THE GAME:** In its past two games, SDSU out-rebounded the MWC's top two rebounding teams (and two of the NCAA's top 14) by a combined margin of 79-53... The 13 made free throws, seven of which came in the final 1:09, matched SDSU's total free-throw makes from past two games... The Aztecs' three-game win streak over the Cowboys matches their longest against a MWC opponent since the league's inception.

WYO	MP	FG	3FG	FT	R	F	A TO	B	S	TP
Rottinghaus	32	5-8	3-5	1-4	5	4	2 3	1	1	14
Ries	16	4-6	0-0	0-0	0	4	0 2	0	0	8
Nsonwu-Amadi	38	6-9	0-0	2-3	8	2	5 1	2	0	14
Richardson	29	2-11	0-4	3-5	2	4	3 3	0	0	11
Straight	28	2-5	2-4	5-7	2	4	3 3	0	0	11
Makun	3	0-1	0-0	0-0	0	2	0 1	0	0	0
Dunn	8	1-1	0-0	0-0	2	1	2 0	0	0	2
Adams	19	2-3	2-3	3-4	1	0	1 1	0	1	9
McMillian	12	0-2	0-0	0-0	0	2	2 1	0	1	0
Correa	15	2-2	0-0	1-1	2	0	0 0	1	0	5

Team	3									
Totals	200	24-48	7-16	15-24	23	20	17 15	4	4	70
SDSU	MP	FG	3FG	FT	R	F	A TO	B	S	TP
Burns	29	4-9	2-4	7-8	8	3	5 3	1	3	17
Sanders	36	7-10	0-0	0-0	14	4	2 1	2	1	14
Mackell	32	8-15	0-0	1-4	2	4	0 2	0	0	17
Moore	22	2-6	2-3	1-3	3	4	5 1	0	2	7
Bland	37	7-12	0-0	4-5	3	2	4 2	0	1	18
Johnson	10	1-4	0-0	0-0	1	0	0 0	0	0	2
Hanour	6	0-0	0-0	0-1	3	2	1 0	0	0	0
Sir	3	1-2	1-2	0-0	0	0	0 0	0	0	3
Sharper	15	1-3	0-2	0-0	1	0	2 0	0	1	2
Davis	6	0-0	0-0	0-0	0	2	0 1	0	0	0
Manker	4	0-1	0-1	0-0	0	0	0 1	0	0	0
Team					4					
Totals	200	31-62	5-12	13-21	39	21	19 11	3	8	80

**Halftime:** San Diego State 41, Wyoming 39. **FG %:** San Diego State 50.0, Wyoming 50.0. **3FG%:** Wyoming 43.8, San Diego State 41.7. **FT%:** Wyoming 62.5, San Diego State 61.9. **Officials:** Randy McCall, Dick Cartmell, Kelly Self. **Technical:** none.

## Game 20

### UNLV 79, San Diego State 64

Feb. 11, 2003 • San Diego, Calif.

Cox Arena at Aztec Bowl • Att.: 7,575

SAN DIEGO - UNLV became the first Aztec opponent to shoot better than 50 percent from the field en route to a 79-64 win over San Diego State at Cox Arena. The Rebels' win put UNLV and SDSU into a three-way tie for fourth place along with Colorado State to finish the first half of the conference season.

A game after turning the ball over 34 times in a blowout loss to USC, the Runnin' Rebels took care of the ball (14 turnovers) and performed efficiently on the offensive end, shooting 52.8 percent. The Rebels hit 8-of-13 three-pointers to negate SDSU's 32 points in the paint and 20 offensive rebounds.

UNLV never trailed in the game in jumping out to an 11-3 lead. The Aztecs pulled to within 20-18 on a Mike Mackell jumper, but UNLV outscored SDSU 23-9 the rest of the way to take a 43-27 halftime lead.

Tony Bland shot 6-of-12 field goals and had 13 points in the first half compared to the rest of the Aztecs' 6-of-23 shooting and 14 points.

SDSU played much better for the first 12 minutes of the second half and cut the lead to 60-55 on a Bland layup with 8 minutes, 24 seconds remaining. However, Jermaine Lewis came back with one of his seven three-pointers and after Mackell missed a breakaway dunk, the Rebels embarked on a game-breaking 15-2 run and ended up with the 79-64 win.

Lewis ended up with a game-high 24 points while Marcus Banks added 21. Mackell matched his career-high with 22 and Bland had 11, as the duo combined for 19-of-34 shooting and 43 points while the rest of the SDSU roster shot 7-for-29 and had 21 points.

**NOTES OF THE GAME:** Despite the loss, SDSU still has its best-ever Mountain West start at 3-4 after seven games... The game's 15-point margin

was four points more than the combined total margin of last season's three games which were decided by a total of 11 points with two of the three going to overtime... Nine of junior Aerick Sanders' 11 rebounds came on the offensive end and he has provided the Aztecs 20 extra offensive chances in the last three games.

UNLV	MP	FG	3FG	FT	R	F	A	TO	B	S	TP
Johnson	40	2-5	0-0	6-6	5	1	6	3	3	1	10
Peters	27	3-8	0-0	0-3	2	2	1	1	0	2	6
Edwards	26	4-5	0-0	1-1	5	4	3	1	5	3	9
Banks	40	8-17	1-3	4-4	5	3	5	6	0	0	21
Lewis	36	8-12	7-9	1-1	1	2	1	1	0	1	36
Hunter	4	0-1	0-1	0-0	0	0	0	1	0	0	0
Pearson	27	3-5	0-0	3-4	6	2	0	1	1	2	9
Team					3						
<b>Totals</b>	<b>200</b>	<b>28-53</b>	<b>8-13</b>	<b>15-19</b>	<b>27</b>	<b>14</b>	<b>16</b>	<b>14</b>	<b>9</b>	<b>9</b>	<b>79</b>

SDSU	MP	FG	3FG	FT	R	F	A	TO	B	S	TP
Burns	22	1-5	0-2	0-0	4	3	3	3	1	1	2
Sanders	33	3-9	0-0	2-2	11	4	1	2	1	0	8
Mackell	34	9-16	0-0	4-7	6	2	0	4	0	0	22
Moore	18	0-3	0-2	0-0	1	5	3	1	1	0	0
Bland	35	10-18	1-4	0-0	4	0	5	1	1	1	21
Johnson	12	1-3	1-1	0-0	2	1	1	1	1	1	3
Hanour	13	1-3	1-2	0-0	3	1	0	1	1	0	3
Sir	11	0-3	0-3	0-0	0	1	1	1	0	0	0
Sharper	13	1-3	1-2	2-2	0	0	1	2	0	0	5
Davis	8	0-0	0-0	0-0	1	1	0	0	0	0	0
Manker	1	0-0	0-0	0-0	0	0	0	1	0	0	0
Team					4						
<b>Totals</b>	<b>200</b>	<b>26-63</b>	<b>4-16</b>	<b>8-11</b>	<b>36</b>	<b>18</b>	<b>15</b>	<b>17</b>	<b>6</b>	<b>3</b>	<b>64</b>

**Halftime:** UNLV 43, San Diego State 27. **FG %:** UNLV 52.8, San Diego State 41.3. **3FG%:** UNLV 61.5, San Diego State 25.0. **FT%:** UNLV 78.9, San Diego State 72.7. **Officials:** Steve Welmer, Verne Harris, Larry Spaulding. **Technical:** none.

## Game 21

**Utah 76, San Diego State 62**  
**Feb. 15, 2003 • Salt Lake City, Utah**  
**Huntsman Center • Att.: 11,762**

**SALT LAKE CITY** - Utah opened the second half with a 15-4 run en route to a 76-62 victory at the Huntsman Center. It was the 21st consecutive victory for the Utes over the Aztecs in Salt Lake City.

The Utes, which led 31-28 at intermission, shot 60 percent from the floor in the second stanza, and led by as many as 19 points.

In the first half, San Diego State used a spirited defensive effort in a game that was tied four times and featured nine lead changes in the first 20 minutes.

Mike Mackell capped a 7-0 Aztec run in the first half with a free throw to put San Diego State up 22-17 with 9:15 remaining in the first half. The Utes responded with a 10-2 spurt, and led by three at the break.

Utah took control early in the second half, scoring the first seven points in a 12-2 run. The Utes built the advantage to 19 points, before a 15-4 Aztec run cut the Utah advantage to eight points with 3:35 to play.

Utah became the third straight Aztec opponent to shoot 50 percent or better from the field. In addition, thyme Utes limited the Aztecs to

38.1 percent from the field.

Utah placed four players in double figures led by Britton Johnsen's 21 points. Marc Jackson added 17 points off the bench.

San Diego State was paced by Tony Bland with 16 points. Mike Mackell added 13 points and a team-high six rebounds, while Deandre Moore added 10 points, all in the second half.

**NOTES OF THE GAME:** Despite the loss, SDSU still has its best-ever Mountain West start at 3-5 after eight games... Travis Hanour made his sixth career start and first since the Colorado State game on Feb. 1... San Diego State enjoyed a 39-33 rebound advantage, marking the fourth straight game and the 17th time in 21 games this season SDSU has had the edge on the boards.

SDSU	MP	FG	3FG	FT	R	F	A	TO	B	S	TP
Hanour	7	1-1	1-1	0-0	2	1	0	0	1	0	3
Sanders	28	1-2	0-0	2-4	5	4	1	0	0	1	4
Mackell	33	6-20	0-0	1-3	6	3	0	2	1	0	13
Moore	30	3-9	1-4	3-4	2	3	3	2	0	0	10
Bland	39	7-19	1-3	1-1	2	1	1	2	0	1	16
Johnson	28	2-3	1-2	0-0	5	1	3	2	0	1	5
Sir	9	0-1	0-1	0-0	1	1	0	0	0	0	0
Sharper	6	0-0	0-0	0-0	0	2	0	1	0	0	0
Burns	13	2-4	1-2	0-0	4	4	1	3	1	1	5
Manker	7	2-4	2-4	0-0	0	1	0	1	0	0	6
Team					12						
<b>Totals</b>	<b>200</b>	<b>24-63</b>	<b>7-17</b>	<b>7-12</b>	<b>39</b>	<b>21</b>	<b>9</b>	<b>14</b>	<b>3</b>	<b>4</b>	<b>62</b>

Utah	MP	FG	3FG	FT	R	F	A	TO	B	S	TP
Caton	36	2-4	1-3	0-0	3	2	3	1	1	1	5
Johnsen	29	9-15	2-4	1-2	8	3	2	1	2	0	21
Frost	27	3-6	1-3	4-4	6	3	0	1	1	0	11
Drisdorn	11	1-3	0-2	0-0	3	0	3	1	0	0	2
Jacobson	29	5-9	2-2	5-7	1	2	6	3	0	2	17
Chaney	20	2-4	0-1	1-3	2	1	0	0	2	0	5
Markson	5	0-1	0-0	0-0	0	1	0	1	0	0	0
Koford	8	1-2	0-0	0-0	2	1	0	0	1	1	2
Team					5						
<b>Totals</b>	<b>200</b>	<b>26-52</b>	<b>9-21</b>	<b>15-20</b>	<b>33</b>	<b>16</b>	<b>14</b>	<b>10</b>	<b>7</b>	<b>5</b>	<b>76</b>

**Halftime:** Utah 31, San Diego State 28. **FG %:** Utah 50.0, San Diego State 38.1. **3FG%:** Utah 42.9, San Diego State 41.2. **FT%:** Utah 75.0, San Diego State 58.3. **Officials:** Scott Thornley, Bob Staffen, Mark Whitehead. **Technical:** none.