

# AZTEC FOOTBALL

## GAME INFORMATION

### San Diego State (4-6; 2-4 MWC) at No. 23/23 Utah (8-2; 5-1 MWC)

- **Date:** Sat., Nov. 21, 2009
- **Kickoff:** 2 p.m. MT/1 p.m. PT
- **Location:** Salt Lake City, Utah
- **Site:** Rice-Eccles Stadium (45,017)
- **TV:** Versus HD
- **Radio:** AM 600 KOGO
- **Series:** Utah leads, 15-12-1
- **Television:** Versus HD (San Diego Cox Cable channel 65, San Diego Time Warner 41, DirecTV channel 608, Dish Network channel 151). Tim Neverett (play-by-play), Glenn Parker (analyst), Lindsay Soto (sidelines), Gary Milkis (producer).
- **Radio:** AM 600 KOGO (San Diego) and GoAztecs.com. Ted Leitner (play-by-play), Chris Ello (analysis) and Mike Costa (sidelines). Pregame show begins 60 minutes prior to kickoff.
- **Internet:** GoAztecs.com features complete game day coverage, including real-time stats, live audio and postgame interviews. In addition, GoAztecs.com will have exclusive coverage during the week (see page 2 for details).

## QUICK FACTS & STORY LINES

### San Diego State Faces Third Ranked Opponent in Last Six Weeks; Plays at No. 23/23 Utah on Saturday

Having matched or surpassed its win total in seven of its last nine seasons, San Diego State closes out its first year under head coach Brady Hoke with a pair of road games to end the 2009 regular season.

On Saturday, San Diego State plays at 23rd-ranked Utah, on a game that will be televised in high definition by Versus. Kickoff is set for 2 p.m. MT/1 p.m. PT.

Both teams are trying to put disappointing results from last Saturday behind them. The Aztecs carried a 21-point lead into the fourth quarter before falling to Wyoming, 30-27. San Diego State, which had not allowed a touchdown on the last 21 opponent drive starting in the fourth quarter and had allowed just three points total during the span, gave up 24 points in the final stanza. Meanwhile, Utah fell at fourth-ranked TCU, 55-28, to snap a six-game winning streak. The Utes will carry a 16-game home field winning streak into Saturday's contest. That ranks third nationally behind Oklahoma (28) and Boise State (24).

- ▶ Saturday's game marks the 29th meeting between San Diego State and Utah, with the Utes owning a 15-12-1 series lead. Utah has won three straight, five of the last six games and eight of the last 10 encounters between the teams. SDSU will try to buck the trend as it has committed 10 turnovers in its last three games against Utah. *[See The Series, Page 5]*
- ▶ How much has **San Diego State improved** this season? In the six conference games in 2009, San Diego State has posted a 2-4 record and has been outscored by 51 points (146-197) after going 0-6 and being outscored by 180 points (80-260) against those same MWC opponents last season. The 129 total-point improvement averages out to 21.5 points per game. *[See Change You Can Believe In, Page 7]*
- ▶ Of the 22 new coaches in the FBS this season, only four have already led their team to at least two more victories in 2009 than last season. They are San Diego State's **Brady Hoke** (2 to 4), Iowa State's Paul Rhodes (2 to 5), Washington's Steve Sarkisian (0 to 3) and Auburn's Gene Chizik (5 to 7). Hoke has also helped the Aztecs, just nine games into the season, match or surpass their win total in seven of the last nine seasons. *[See First Year Coach, Big Time Impact, Page 7]*
- ▶ The **Aztec offense** has shown remarkable improvement over the last five games since the bye week. In the last five outings (against 18th-ranked Brigham Young, at Colorado State, vs. New Mexico, vs. 6th-ranked TCU and vs. Wyoming), SDSU has scored 132 points and compiled 1,812 yards of total offense. **Lindley** is 106-for-177 for 1,374 yards, with 13 touchdowns and three interceptions (an efficiency rating of 145.9). During the last five games, **Sampson** has 38 catches for 521 yards and eight touchdowns. *[See Offense Starting to Click, Page 7]*
- ▶ The **Aztec defense** continues to show remarkable improvement seven games into the Brady Hoke/Rocky Long regime. Of the 14 defensive statistical categories the NCAA keeps, the Aztecs have shown improvement in 11 categories. SDSU ranks 77th in total defense this season after placing 113th last season. *[See Defense Makes Big Strides, Pages 8]*



SAN DIEGO STATE  
**AZTECS**  
4-6; 2-4 Mountain West

**BRADY HOKE**, head coach  
at San Diego State: 4-6/1st year  
Career: 38-44/7th year  
vs. Utah: 1st meeting  
vs. Whittingham: 1st meeting

Offense	Avg.	NR	CR
Scoring	24.90	74	5
Rushing Yds.	78.10	114	9
Passing Yds.	261.50	29	2
Total Yds.	339.60	91	7

Defense	Avg.	NR	CR
Scoring	30.00	94	6
Rushing Yds.	167.40	90	8
Passing Yds.	212.20	55	4
Total Yds.	379.60	77	5

#### 2009 SCHEDULE

9.5	at UCLA	L, 14-33
9.12	Southern Utah	W, 35-19
9.19	at Idaho	L, 20-34
9.26	at Air Force*	L, 14-26
10.3	New Mexico State	W, 34-17
10.17	18/19 BYU*	L, 28-38
10.24	at Colorado State*	W, 42-28
10.31	New Mexico*	W, 23-20
11.7	6/4 TCU*	L, 12-55
11.14	Wyoming*	L, 27-30
11.21	at 23/23 Utah*	2:00 MT
11.28	at UNLV*	6:00 PT



NO. 23/23 UTAH  
**UTES**  
8-2; 5-1 Mountain West

**KYLE WHITTINGHAM**, head coach  
at Utah: 45-16/5th year  
Career: 45-16/5th year  
vs. San Diego State: 3-1  
vs. Brady Hoke: 1st meeting

Offense	Avg.	NR	CR
Scoring	29.00	48	3
Rushing Yds.	174.70	39	3
Passing Yds.	223.90	52	3
Total Yds.	398.60	50	3

Defense	Avg.	NR	CR
Scoring	20.30	24	3
Rushing Yds.	151.00	70	5
Passing Yds.	173.30	14	3
Total Yds.	324.30	29	3

#### 2009 SCHEDULE

9.3	Utah State	W, 35-17
9.12	at San Jose State	W, 24-14
9.19	at Oregon	L, 24-31
9.26	Louisville	W, 30-14
10.10	at Colorado State*	W, 24-17
10.17	at UNLV*	W, 35-15
10.24	Air Force*	W, 23-16
10.31	Wyoming*	W, 22-10
11.7	New Mexico*	W, 45-14
11.14	at 4/4 TCU*	L, 28-55
11.21	San Diego State*	2:00 MT
11.28	at Brigham Young*	3:00 MT

## Inside <<<

	Page
Storylines and Tidbits	1
Media Opportunities	2
The Series	5
General Notes	7
Depth Chart	16
Situational Record	17
The Last Time	18
Game Recaps	21
Statistics	38

#### ■ Next Week:

San Diego State closes out its regular season next Saturday on the road against UNLV in Las Vegas. Last season, the Aztecs knocked the Rebels out of bowl eligibility with a 42-21 win at home.

**MEDIA OPPORTUNITIES****SAN DIEGO STATE FOOTBALL WEEKLY MEDIA SCHEDULE (as of Mon., Nov. 16)**

All practices are closed to the public and media (unless otherwise noted). Members of the media planning to attend practice will need to call the media relations office to be placed on a list to gain access to the practice fields. Interview requests should be submitted to the San Diego State media relations office no later than 10 a.m. on the day of the potential interview.

Red indicates a show that Brady Hoke and/or SDSU football players appear on. Green indicates media opportunity for television network broadcasting Saturday game. \* - indicates event is simulcast live on GoAztecs.com. ^-indicates quotes from event will be available on GoAztecs.com.

**SUNDAY:**

- ▶ 7 p.m. PT – Brady Hoke informal meeting with the media to review Saturday's game at a location TBD (RSVP with the SDSU media relations office by Sunday morning at 10 a.m. PT).
- ▶ San Diego State highlights and postgame sound available on Dragonfly System. Contact the SDSU media relations office for details.
- ▶ Media outlets outside the San Diego market wishing to speak with Hoke should make their interview request no later than 2 p.m. PT Sunday, as Hoke will not be available, except briefly in person (as designated below), after Monday.

**MONDAY:**

- ▶ NO PRACTICE. All SDSU Student-Athlete features should take place on this day. Outside of this window, student-athletes will only be available at Tuesday's news conference or briefly after Tuesday's practice.

**TUESDAY: FINAL DAY OF STUDENT-ATHLETE AVAILABILITY FOR THE WEEK**

- ▶ 7:25 a.m. PT – Brady Hoke weekly appearance on XX Sports 1090.
- ▶ 9:12 a.m. – 9:22 a.m. PT – Brady Hoke on MWC Conference Call. Contact the SDSU media relations office for details. This is the best opportunity for out of town media to get interviews with Brady Hoke.
- ▶ \*^Noon PT – Brady Hoke Weekly News Conference (Aztec Athletics Center, 2nd floor recruiting lounge). Tuesday's news conference will preview the upcoming game.
- ▶ \*^12:45 p.m. PT – SDSU Student-Athlete News Conference (Aztec Athletics Center, 2nd floor recruiting lounge).
- ▶ 3:15 p.m. PT – 3:45 p.m. PT – Media who cover SDSU athletics on a regular basis are allowed to attend and shoot the first 30 minutes of practice.
- ▶ TBD – Post-Practice Interviews (Aztec Athletics Center, 2nd floor recruiting lounge). Student-athletes available for a brief period of time after practice. Players who participated in the news conference are not available post-practice.
- ▶ San Diego State news conference available on Dragonfly System. Contact the SDSU media relations office for details.

**WEDNESDAY:**

- ▶ TBD – Post-Practice Interviews (Aztec Athletics Center, 2nd floor recruiting lounge). Brady Hoke and assistant coaches available upon request after practice. There is very limited availability for Coach Hoke due to his radio show.
- ▶ 4 p.m. and 10 p.m. PT – Aztecs Now airs on Channel 4 San Diego.
- ▶ 5 p.m. and 10:30 p.m. PT – Aztecs Now airs on The Mtn.
- ▶ \*7 p.m. – 8 p.m. PT – The Brady Hoke Show on AM 600 KOGO live from the Claim Jumper in La Mesa.

**THURSDAY: FINAL DAY OF BRADY HOKE AVAILABILITY**

- ▶ Noon PT – TV Crew Producing Saturday Game conference call, ROAD GAMES ONLY. Available only if requested in advance and must be setup by television.
- ▶ TBD – Post-Practice Interviews (Aztec Athletics Center, 2nd floor recruiting lounge). Brady Hoke and assistant coaches available upon request after practice.
- ▶ 9 p.m. PT – Aztecs Now airs on Channel 4 San Diego.

**FRIDAY: NO MEDIA AVAILABILITY**

- ▶ Noon PT – TV Crew Producing Saturday Game, HOME GAMES ONLY. Available only if requested in advance and will be conducted in person, on campus.
- ▶ Following Postgame – Aztecs Now airs on Channel 4 San Diego.

**SATURDAY:**

- ▶ SDSU locker room is closed. ^Postgame availability only through the SDSU media relations office.

**SAN DIEGO STATE  
MEDIA  
RELATIONS**

Office: 619-594-5547  
 Fax: 619-582-6541  
 Overnight Address:  
 Aztec Athletics Center, Suite 3014  
 5302 55th Street  
 San Diego, CA 91982-4309

Mike May\* Asst. AD/MRD  
 E-mail: mmay@mail.sdsu.edu  
 Cell: 619-957-8372

Peggy Curtin\* Assistant MRD  
 E-mail: mcurtin@mail.sdsu.edu  
 Cell: 619-540-6146

Dave Kuhn Assistant MRD  
 E-mail: dkuhn@mail.sdsu.edu

Jamie McConeghy Assistant MRD  
 E-mail: jmcconeg@mail.sdsu.edu

Darin Wong Assistant MRD  
 E-mail: dwong@mail.sdsu.edu

Andrea Rogers Adm. Assistant  
 E-mail: arogers@mail.sdsu.edu

\* - primary football contacts

**SAN DIEGO STATE  
WEEKLY  
LUNCHEON**

Each Tuesday during the football season, SDSU holds a media luncheon in the football recruiting lounge of the Aztecs Athletic Center. The luncheon begins at 11:30 a.m. with food being served, followed by Coach Hoke addressing the media at noon. Select players follow. The news conference is carried live on the official athletic department website, GoAztecs.com.

**BRADY HOKE  
RADIO SHOW**

The San Diego State athletic department and Claim Jumper have partnered up to host the "Aztec Coaches Show" with first-year head coach Brady Hoke. The show, which will air Wednesdays from 7-8 p.m. on the home of Aztec athletics, AM 600 KOGO, will be held at the Claim Jumper restaurant in La Mesa's Grossmont Center. Chris Eilo, one of the voices of the Aztecs and former letterwinner with the SDSU baseball team, will host the show, which can also be heard on www.GoAztecs.com.

**MOUNTAIN WEST MEDIA  
TELE-  
CONFERENCE**

Weekly teleconferences featuring San Diego State coach Brady Hoke and the other eight Mountain West Conference head coaches are scheduled every Tuesday, beginning September 1 through November 24.

This service is for accredited members of the media only. For more information contact the SDSU or MWC media relations office.

**WEEKLY SCHEDULE**

9:00 a.m. Moderator opens call  
 9:02 a.m. Kyle Whitingham, Utah  
 9:12 a.m. **Brady Hoke, SDSU**  
 9:22 a.m. Troy Calhoun, Air Force  
 9:32 a.m. Mike Sanford, UNLV  
 9:42 a.m. Gary Patterson, TCU  
 9:52 a.m. Bronco Mendenhall, BYU  
 10:02 a.m. Steve Fairchild, CSU  
 10:12 a.m. Mike Locksley, UNM  
 10:22 a.m. Dave Christensen, UW

**AZTECS NOW**

Aztecs Now, a weekly television show featuring San Diego State athletics, is set to premiere on Wednesday, Sept. 2. The 30-minute show, shot in high definition, will debut exclusively on Channel 4 San Diego at 4:30 p.m. and then re-air at 10 p.m. PT.

Hosted by SDSU football and men's basketball play-by-play announcer Ted Leitner, the show will highlight head coach Brady Hoke, a football student-athlete and a San Diego State Olympic sport. In each episode, Hoke and a selected football player will review the previous week and look forward to the game ahead. The Olympic sport feature, meanwhile, will give fans an in-depth look at one of SDSU's other 17 sports on campus.

See the left side of this page for show air times.

**2009 SCHEDULE**



**at UCLA (5-5; 2-5)**  
**L, 14-33** | Sept. 5  
 Los Angeles, Calif.  
 FS West

San Diego State jumps out to a 14-3 first quarter lead before falling to UCLA, 33-14, at the Rose Bowl... The game was closer than the score may indicate, as the Aztecs intercepted a Bruin pass late in the third quarter and had the ball in the red zone trailing, 26-14... SDSU settled for a field goal attempt that was blocked and returned for a UCLA touchdown.



**Southern Utah (4-6; 2-2)**  
**W, 35-19** | Sept. 12  
 Qualcomm Stadium  
 none

Brady Hoke became the first Aztec head coach to win his home opener since Ted Tollner as the Aztecs defeated the Thunderbirds, 35-19... SDSU never trailed, getting a balanced offensive attack (149 yards rushing and 287 yards passing)... The Aztec defense had three interceptions and four sacks in the game as SDSU got its earliest win in a season since 2004.



**at Idaho (7-4; 4-3)**  
**L, 20-34** | Sept. 19  
 Moscow, Idaho  
 4SD/SWX

Two Aztec turnovers lead to 10 Idaho points as the Vandals defeat the Aztecs, 34-20, at the Kibbie Dome... Idaho scored the first 14 points of the game, the first touchdown coming on a 74-yard interception return... The Aztecs battle back, and pulled within seven points twice in the fourth quarter... Vincent Brown recorded his fourth straight 100-yard receiving game.



**at Air Force (7-4; 5-2)**  
**L, 14-26** | Sept. 26  
 USAFA, Colo.  
 The Mtn./4SD

San Diego State outgains Air Force (323-294) but can't overcome six turnovers, two of which were returned for touchdowns... Senior linebacker Jerry Milling records a career-high 12 tackles and SDSU holds the nation's leading rushing team to 100 yards below their average... Vincent Brown catches 10 passes for 123 yards and two touchdowns.



**New Mexico St. (3-7; 1-4)**  
**W, 34-17** | Oct. 3  
 Qualcomm Stadium  
 none

SDSU improves to 7-1-1 lifetime against New Mexico State with a 34-17 victory... The game was tied at 17 in the fourth quarter before the Aztecs ended it with 17 consecutive points... Walter Kazee became the first Aztec true freshman to rush for more than 100 yards since current New Orleans Saint RB Lynell Hamilton and SDSU held the Aggies to 234 yards of total offense.



**No. 18/19 BYU (8-2; 5-1)**  
**L, 28-38** | Oct. 17  
 Qualcomm Stadium  
 The Mtn.

San Diego State pushed 18th-ranked Brigham Young late in to the fourth quarter before suffering a 38-28 loss at Qualcomm Stadium... The Aztecs posted a season-high 322 passing yards, with Ryan Lindley going 21-for-33 for 298 yards and three TDs and Vincent Brown catching eight passes for 147 yards... Senior linebacker Jerry Milling had a career-high 13 stops.



**at Colorado St. (3-7; 0-6)**  
**W, 42-28** | Oct. 24  
 Fort Collins, Colo.  
 The Mtn./4SD

San Diego State rallied from a 21-7 halftime deficit to post its largest road come-from-behind win in nine seasons... The Aztecs outscored the Rams, 35-7, after halftime to claim its third straight victory in Fort Collins... Ryan Lindley and DeMarco Sampson shared MWC conference player of the week honors, with Lindley going 29-of-43, for 459 yards and six touchdowns, and Sampson catching 15 passes for 257 yards and three scores.



**New Mexico (0-10; 0-6)**  
**W, 23-20** | Oct. 31  
 Qualcomm Stadium  
 CBS College Sports HD

For the second consecutive week San Diego State used a fourth-quarter rally to defeat an opponent, as the Aztecs spotted the Lobos a 10-0 lead before rallying for a 23-20 win... The victory snapped an eight-game losing streak in the series for SDSU and was the first win at the Q over UNM since 1995... Lindley was 22-of-38 for 253 yards and 3 TDs.



**No. 6/4 TCU (10-0; 6-0)**  
**L, 12-55** | Nov. 7  
 Qualcomm Stadium  
 VERSUS HD

The Aztecs had their two-game winning streak snapped as No. 6/4 TCU racked up 551 total yards in the 55-12 win... SDSU has never beaten the Horned Frogs in five meetings... Brandon Sullivan rushed for 75 yards on 17 carries for San Diego State, while Ryan Lindley threw for 164 yards and a TD... DeMarco Sampson continued his hot streak with a TD catch and 81 yards.



**Wyoming (5-5; 3-3)**  
**L, 27-30** | Nov. 14  
 Qualcomm Stadium  
 The Mtn. HD

Wyoming rallied from a 21-point fourth quarter deficit to claim a 30-27 victory over San Diego State on Senior Night at Qualcomm Stadium... The Aztecs put together a 15-play, 97-yard touchdown drive in the closing moments of the third quarter to go up 27-6... Wyoming benefitted in the fourth quarter from a blocked field goal and a muffed kickoff to complete the comeback.



**at Utah (8-2; 5-1)**  
**Salt Lake City, Utah**  
**Nov. 21 | 1 p.m. PT**  
**VERSUS HD**

Utah leads the series, 15-12-1... The Utes own a slim 7-6 advantage in Salt Lake City... Utah has won three straight and five of the last six encounters between the teams... The two teams have never played a non-conference game, meeting 18 times as members of the Western Athletic Conference and 10 times in the Mountain West Conference.



**at UNLV (4-7; 2-5)**  
**Las Vegas, Nevada**  
**Nov. 28 | 6 p.m. PT**  
**The Mtn. HD/4SD HD**

San Diego State leads the all time series, 11-7... The Aztecs have won the last three games by a total of 43 points... It matches the longest win streak in the series for either team... San Diego State is 4-4 lifetime at UNLV, winning on its two most recent visits and on three of its last four visits to Sin City.



**ASSOCIATED PRESS POLL**

1 Florida (36)	10-0 1463
2 Alabama (14)	10-0 1429
3 Texas (10)	10-0 1424
<b>4 TCU</b>	<b>10-0 1307</b>
5 Cincinnati	10-0 1247
6 Boise State	10-0 1213
7 Georgia Tech	10-1 1139
8 Pittsburgh	9-1 1030
9 Ohio State	9-2 990
10 LSU	8-2 968
11 Oregon	8-2 918
12 Oklahoma State	8-2 754
13 Penn State	9-2 689
14 Stanford	7-3 652
15 Iowa	9-2 633
16 Virginia Tech	7-3 559
17 Wisconsin	8-2 547
18 Clemson	7-3 442
<b>19 Brigham Young</b>	<b>8-2 344</b>
20 Oregon State	7-3 338
21 Miami (FL)	7-3 255
22 USC	7-3 223
<b>23 Utah</b>	<b>8-2 183</b>
24 Houston	8-2 149
25 Rutgers	7-2 145

**Others receiving votes:** North Carolina 144, Nebraska 64, California 53, Arizona 50, Mississippi 45, Navy 41, Temple 23, Auburn 9, Georgia 9, West Virginia 8, Oklahoma 5, Texas Tech 4, Boston College 3, Nevada 1.



**USA TODAY COACHES' POLL**

1 Florida (48)	10-0 1460
2 Texas (4)	10-0 1397
3 Alabama (7)	10-0 1388
<b>4 TCU</b>	<b>10-0 1277</b>
5 Cincinnati	10-0 1219
6 Boise State	10-0 1183
7 Georgia Tech	10-1 1127
8 Ohio State	9-2 1019
9 Pittsburgh	9-1 997
10 LSU	8-2 956
11 Oregon	8-2 875
12 Penn State	9-2 772
13 Oklahoma State	8-2 750
14 Wisconsin	8-2 630
15 Iowa	9-2 584
16 Virginia Tech	7-3 558
17 Stanford	7-3 516
<b>18 Brigham Young</b>	<b>8-2 404</b>
19 Clemson	7-3 274
20 Oregon State	7-3 256
21 USC	7-3 239
22 Houston	8-2 229
<b>23 Utah</b>	<b>8-2 212</b>
24 Miami (FL)	7-3 156
25 Nebraska	7-3 107

**Others receiving votes:** Arizona 87, Navy 76, Rutgers 74, California 55, Mississippi 46, West Virginia 46, Central Michigan 27, Temple 17, Oklahoma 15, Boston College 14, Auburn 8, Texas Tech 7, Nevada 6, Northwestern 3, Georgia 2.



**BCS COMPUTER POLLS**

Jeff Sagarin	94
Anderson & Hester	90
Richard Billingsley	101
Colley Matrix	90
Kenneth Massey	99
Dr. Peter Wolfe	86

**SAGARIN SDSU WEEKLY RANKINGS**

Preseason	110
Sept. 7	108
Sept. 14	92
Sept. 21	113
Sept. 28	116
Oct. 5	121
Oct. 12	107
Oct. 19	101
Oct. 26	81
Nov. 2	84
Nov. 9	88
Nov. 16	94
Nov. 23	
Nov. 30	
Final	

**LAST TIME OUT**

**San Diego State-Wyoming: The Recap**

SAN DIEGO – Ian Watts kicked a 43-yard field goal with 23 seconds left as Wyoming overcame a 21-point deficit for a 30-27 win over host San Diego State Saturday night at Qualcomm Stadium.

The Cowboys rallied from a 27-6 deficit with three touchdowns in the fourth quarter to tie the score. Wyoming then recovered a fumbled pooch kick on the ensuing kickoff that set up Watts' game-winning kick.

The Cowboys got on the scoreboard first when Watts nailed a 27-yard field goal with 7:09 remaining in the first quarter. The Aztecs rallied with points on each of their next three drives to take a 17-3 lead.

SDSU's first score came thanks to Davion Mauldin's 39-yard kickoff return to start the drive. Eight plays and 55 yards later, Brandon Sullivan scored on a 1-yard rush to give the home team at 7-3 lead.

Wyoming marched down to the San Diego State 1-yard line on the next drive until Luke Laologi forced a fumble on 1st and goal as Larry Parker returned it 65 yards to the Cowboy 34. Lane Yoshida converted a 29-yard field goal four plays later for another Aztec score. SDSU put together a 10-play, 83-yard drive on its next possession, eating up 4:59 in the process. The drive culminated in Sullivan's second rushing touchdown of the day, this time a 5-yard scamper.

Wyoming answered to end the half and close the game to 17-6 with a 27-yard field goal by Watts.

San Diego State scored in each of its next to drives – 40-yard field goal by Yoshida and 1-yard touchdown rush by Walter Kazee – to take a commanding 27-6 lead.

The Cowboys, however, scored rushing touchdowns on back-to-back drives to cut it to one score at 27-20.

The Aztecs finally put together a good drive to get to the Wyoming 12 where a field goal attempt would effectively seal the win. Yoshida's attempt from 28 yards, however, was blocked and recovered by the Cowboys.

Wyoming then tied the game on a David Tooley 9-yard touchdown strike from Alexander with just 2:07 left.

SDSU's Hunter Hewitt botched a short kickoff and the Cowboys recovered. Wyoming went just 18 yards before Watts nailed the game-winning field goal from 43 yards with just 23 seconds left.

Sullivan recorded his second 100-yard rushing game of the season and of his career with 105 yards on 18 carries, while quarterback Ryan Lindley became just the ninth player in school history to surpass 5,000 yards passing, doing so in the team's TD drive in the first quarter.

**TEAM/SERIES NOTES**

- ▶ San Diego State dropped to 14-17 all-time against Wyoming and lost to the Cowboys at Qualcomm Stadium for the first time in the MWC era, snapping a six-game win streak in San Diego.

**OFFENSIVE NOTES**

- ▶ SDSU junior Brandon Sullivan recorded his second 100-yard rushing game of the season and of his career with 18 carries for 105 yards (also 111 yards vs. Southern Utah). The Aztecs have three, 100-yard rushing performance in 2009 (also Walter Kazee vs. 101 yards vs. NMSU) ... The last SDSU player to have two, 100-yard rushing performances in a season was Atiyah Henderson in 2008.
- ▶ SDSU's 157 yards rushing on Saturday was its most in a single-game this season and most overall since having 226 yards against CSU last year.
- ▶ Brandon Sullivan scored a pair of rushing TDs in the first half. It is Sullivan's first career game with multiple rushing TDs.
- ▶ SDSU's three rushing scores on Saturday were the team's most in a game this season. The Aztecs had two rushing scores vs. Southern Utah. The last time SDSU had three rushing TDs in a single outing was in the 2008 finale vs. UNLV.
- ▶ Aztec signalcaller Ryan Lindley became just the ninth player in school history to surpass the 5,000-career passing mark, doing so on the team's TD drive in the first quarter. Lindley is ninth in the Aztecs' record book in career passing yards with 5,159. Lindley did not have a touchdown pass, though, breaking a streak of 15 consecutive outings with at least one passing score (he missed the game in 2008 vs. AFA due to injury).
- ▶ The offensive line did not give up a sack for the third time in 2009 (also vs. Southern Utah, UCLA).

**DEFENSIVE NOTES**

- ▶ SDSU senior linebacker Luke Laologi forced his fifth career fumble (2nd of 2009) at the start of the second quarter. Sophomore Larry Parker logged his first career fumble recovery on the same play.
- ▶ With two tonight, the Aztecs have 17 sacks on the year, after only posting 13 in 2008.



**WYOMING AT SAN DIEGO STATE**

Nov. 14, 2009 | Qualcomm Stadium | San Diego, Calif.  
Attendance: 18,851 | Weather: 58 degrees, winds 5 mph NNW

	1	2	3	4	-	Total
Wyoming	3	3	0	24	-	30
San Diego State	7	10	10	0	-	27

**Scoring Summary**

- WYO -- Watts 27-yd FG -- 10 plays, 42 yards, 4:36 (7:09, 1st)
- SDSU -- Sullivan 1-yd run (Yoshida kick) -- 8 plays, 55 yards, 4:18 (2:51, 1st)
- SDSU -- Yoshida 29-yd FG -- 4 plays, 22 yards, 0:51 (13:54, 2nd)
- SDSU -- Sullivan 5-yd run (Yoshida kick) -- 10 plays, 83 yards, 4:59 (3:58, 2nd)
- WYO -- Watts 27-yd FG -- 10 plays, 41 yards, 3:20 (0:38, 2nd)
- SDSU -- Yoshida 40-yd FG -- 5 plays, 14 yards, 2:06 (12:54, 3rd)
- SDSU -- Kazee 1-yd run (Yoshida kick) -- 15 plays, 97 yards, 7:58 (2:19, 3rd)
- WYO -- Carta-Samuels 10-yd run (Watts kick) -- 8 plays, 68 yards, 2:30 (14:49, 4th)
- WYO -- Alexander 33-yd run (Watts kick) -- 6 plays, 73 yards, 2:16 (10:36, 4th)
- WYO -- Tooley 9-yd pass from Carta-Samuels (Watts kick) -- 7 plays, 23 yards, 3:04 (2:07, 4th)
- WYO -- Watts 43-yd FG -- 7 plays, 18 yards, 1:40 (0:23, 4th)

**Team Stats**

	Wyoming	San Diego State
FIRST DOWNS	20	21
RUSHES-YARDS (NET)	47-200	32-157
PASSING YDS (NET)	246	200
Passes Att-Comp-Int	22-16-0	29-18-0
TOTAL OFFENSE PLAYS-YARDS	69-446	61-357
Fumble Returns-Yards	0-0	1-65
Punt Returns-Yards	2-13	0-0
Kickoff Returns-Yards	6-162	6-115
Interception Returns-Yards	0-0	0-0
Punts (Number-Avg)	3-44.7	2-31.5
Fumbles-Lost	1-1	1-1
Penalties-Yards	6-65	4-25
Possession Time	31:08	28:52
Third-Down Conversions	10 of 17	6 of 11
Fourth-Down Conversions	1 of 1	0 of 0

**SAN DIEGO STATE  
PLAYER STATS**

Rushing	Att.	Yds.	TD
Brandon Sullivan	18	105	2
Walter Kazee	13	52	1
Davon Brown	1	0	0

Passing	A-C-I	Yds	TD
Ryan Lindley	29-18-0	200	0

Receiving	No.	Yds.	TD
DeMarco Sampson	5	50	0
Dominique Sandifer	4	27	0
Brandon Sullivan	4	24	0
Roberto Wallace	3	52	0
D. J. Shields	2	43	0

Tackles	Solo	Ast.	TT
Miles Burris	6	1	7
Andrew Preston	5	1	6
Luke Laologi	4	1	5
Marcus Yarbrough	4	1	5
Darryn Lewis	4	0	4

Turnovers	Int.	FF	FR
Luke Laologi	0	1	0
Larry Parker	0	0	1

**WYOMING  
PLAYER STATS**

Rushing	Att.	Yds.	TD
Brandon Stewart	19	76	0
A. Alexander	15	73	1
A. Carta-Samuels	13	51	1

Passing	A-C-I	Yds	TD
A. Carta-Samuels	22-16-0	246	1

Receiving	No.	Yds.	TD
David Tooley	4	70	1
David Leonard	4	28	0
Zach Bolger	2	36	0
Greg Bolling	2	12	0
A. Alexander	1	56	0
Chris McNeill	1	25	0
Greg Genho	1	10	0
Brandon Stewart	1	9	0

Tackles	Solo	Ast.	TT
Chris Proinski	9	1	10
Tashaun Gibson	5	4	9
Weston Johnson	5	1	6
Fred Givens	5	1	6
Gabe Knapton	4	1	5
Shamiel Gary	4	1	5
Josh Biezuns	3	2	5

Turnovers	Int.	FF	FR
Kenny Browder	0	0	1
Mitch Unrein	0	1	0

## SPECIAL TEAMS NOTES

- ▶ Aztec junior Davon Brown posted a career-long and team season-long 46-yard kickoff return to start the second half. Brown's previous career long was a 28-yarder at San Jose State in 2008. The team's previous longest kickoff return of 2009, was by Davion Mauldin (31 yards) vs. BYU, while it was the longest overall since Mauldin returned one 93 yards for a score in the 2008 CSU contest.
- ▶ Senior place-kicker Lane Yoshida notched his fifth field goal of the season of 40 or more yards in the third quarter. It was his eighth career field goal of 40-plus yards and he is now 8-for-10 on such kicks in the last two years.

## OTHER NOTES

- ▶ The Aztecs scored a touchdown for the 36th straight game.
- ▶ Saturday's temperature at kick-off was 56 degrees, the coldest home game for the Aztecs since Dec. 1, 2007.
- ▶ Aztec sophomore defensive lineman J.J. Autele made his first start of the season and the second of his career tonight (last year vs. Air Force) ... Sophomore defensive lineman Eron Moses played his first career game on special teams.

## THIS WEEK'S OPPONENT

### SDSU-Utah: The Series

- ▶ Saturday's game marks the 29th meeting between San Diego State and Utah, with Utah owning a 15-12-1 series lead. The Utes have won three straight, five of the last six games and eight of the last 10 encounters between the teams.
- ▶ Utah owns a slim 7-6 series advantage in games played in Salt Lake City. The Utes won the most recent encounter at Rice-Eccles, a 23-7 decision on Oct. 13, 2007. The Aztecs last victory over Utah in Salt Lake City came on Oct. 15, 2005, a 28-19 decision. That is also SDSU's last win in the series.
- ▶ The series has not been particularly close of late as the last 10 games in the series have been decided by nine points or more. The last nailbiter was SDSU's 21-20 victory on Oct. 24, 1998.
- ▶ The winning team in the series has committed one turnover or less in the six of the last eight games.
- ▶ San Diego State has committed 10 turnovers in its last three games against Utah.

### SDSU-Utah: Connections

- ▶ Utah running backs coach Dave Schramm spent 11 years (1990-2001) as an assistant coach at San Diego State. Schramm also graduated from SDSU in 1988 with a bachelor's degree in physical education.

#### High school/college connections:

##### Oceanside High (Oceanside, Calif.)

SDSU:	Roberto Wallace, Sr., WR Osmond Nicholas, Fr., WR Javier Nicholas, So., WR Jose Perez, Jr., DB
UTAH:	Sam Brenner, Fr., OL Jordan Wynn, Fr., QB

##### Mission Viejo High (Mission Viejo, Calif.)

SDSU:	Ross Williams, Fr., DB
UTAH:	Sean Fitzgerald, Fr., WR

##### Rancho Cucamonga High (Rancho Cucamonga, Calif.)

SDSU:	Vincent Brown, Jr., WR
UTAH:	Lei Talamaivao, So., DT Junior Fonua, Sr., RB

##### Cimarron Memorial High (Las Vegas, Nev.)

SDSU:	Neil Spencer, So., DL Davion Mauldin, Sr., DB
UTAH:	Eddie Wide, Jr., RB/DB

##### Red Mountain High (Mesa, Ariz.)

SDSU:	Kellen Farr, So., OL
UTAH:	Greg Bird, So., LB

##### Cerritos College

SDSU:	Davion Mauldin, Sr., DB
UTAH:	Chad Manis Jr., QB

## THE SERIES

Series: Utah leads 15-12-1

Home: 6-8-1, Away: 6-7

Qualcomm/Jack Murphy/SD: 6-7-1

MWC Era: 2-8, WAC Era: 10-7-1

Longest SDSU Win Streak:

3 (1989-1991)

Longest Utah Win Streak:

3 (93-95, 06-current)

Date Location (Opp. NR) Score

Western Athletic Conference Era

D.2.78 H-San Diego L 18-20

O.27.79 A-Rice Stadium W 17-13

N.29.80 H-Jack Murphy W 21-20

O.31.81 A-Rice Stadium L 14-17

O.30.82 H-Jack Murphy W 21-17

S.17.83 A-Rice Stadium L 24-27

O.13.84 H-Jack Murphy T 24-24

O.19.85 H-Jack Murphy L 37-39

S.13.86 A-Rice Stadium W 37-30

S.12.87 H-Jack Murphy W 52-34

O.29.88 A-Rice Stadium L 20-41

S.30.89 A-Rice Stadium W 38-27

N.3.90 H-Jack Murphy W 66-14

O.26.91 A-Rice W 24-21

O.30.93 A-Rice L 41-45

O.8.94 H-Jack Murphy L 22-38

O.7.95 A-Rice Stadium W 24-21

O.24.98 H-Qualcomm W-ot 21-20

Mountain West Conference Era

O.23.99 A-Rice-Eccles L 16-38

O.14.00 H-Qualcomm L 7-21

N.10.01 A-Rice-Eccles L 3-17

O.12.02 H-Qualcomm W 36-17

O.11.03 A-Rice-Eccles L 6-27

O.30.04 H-Qualcomm (9) L 28-51

O.15.05 A-Rice-Eccles W 28-19

O.21.06 H-Qualcomm L 7-38

O.13.07 A-Rice-Eccles L 7-23

N.15.08 H-Qualcomm (8) L 14-63



SAN DIEGO STATE

## AVERAGES & NCAA RANKINGS

Category	Avg.	Rk.
Rushing Offense	78.10	114
Passing Offense	261.50	29
Total Offense	339.60	91
Scoring Offense	24.90	74
Rushing Defense	167.40	90
Pass Eff. Defense	130.73	68
Total Defense	379.60	77
Scoring Defense	30.00	94
Net Punting	37.94	22
Punt Returns	9.00	61
Kickoff Returns	19.83	97
Turnover Margin	-0.80	104
Pass Defense	212.20	55
Pass Efficiency	129.90	58
Sacks	1.70	77
Tackles for Loss	5.40	73
Sacks Allowed	1.10	20



UTAH

## AVERAGES & NCAA RANKINGS

Category	Avg.	Rk.
Rushing Offense	174.70	39
Passing Offense	223.90	52
Total Offense	398.60	50
Scoring Offense	29.00	48
Rushing Defense	151.00	70
Pass Eff. Defense	102.09	18
Total Defense	324.30	29
Scoring Defense	20.30	24
Net Punting	36.91	38
Punt Returns	7.89	78
Kickoff Returns	21.77	63
Turnover Margin	0.20	51
Pass Defense	173.30	14
Pass Efficiency	137.95	34
Sacks	2.00	53
Tackles for Loss	7.20	18
Sacks Allowed	1.50	43

## Recent Wyoming-San Diego State Meetings

### ► LAST MEETING: No. 8/7 Utah 63, San Diego State 14 Nov. 15, 2008 | Qualcomm Stadium | San Diego, Calif.

SAN DIEGO – The San Diego State football team showed off a strong passing attack but it was not enough as the Aztecs fell to eighth-ranked and eventual Sugar Bowl champion Utah, 63-14, at Qualcomm Stadium. The game marked the second straight contest for San Diego State against a Mountain West Conference opponent ranked in the Top 25.

The Aztecs trailed by 21 points entering the fourth quarter but the Utes piled on 28 points in the final stanza, including a pair of lengthy interception returns for touchdowns to provide the final margin.

Utah quarterback Brian Johnson, who later earned Mountain West Conference Offensive Player of the Year honors, connected on 27-of-38 passes for 283 yards and five touchdowns. Freddie Brown, who this past April was selected in the NFL Draft by the Cincinnati Bengals, caught 11 passes for 110 yards and two touchdown strikes.

Utah ended the game with 520 yards of total offense and an additional 250 yards on returns. SDSU freshman quarterback Ryan Lindley completed 23-of-41 passes for 247 yards and two touchdowns on the afternoon. Lindley got the Aztecs on the board in the second quarter when he found senior wide receiver Darren Mougey on a 31-yard touchdown strike. Mougey finished the game with five catches and a team-high 85 yards receiving.

Lindley's second touchdown of the game proved to be the only points scored for either team in the third quarter. San Diego State capped a 17-play, 95-yard drive with a 16-yard pass from Lindley to senior wide receiver Justin Shaw.

San Diego State had additional opportunities to put points on the board, but missed a field goal and had two turnovers in Utah territory.

A pair of Aztecs reached double figures in tackles as Andrew Preston recorded 12 stops and senior Russell Allen added 11 tackles and in the process became SDSU's all-time leading tackler in assisted tackles.

### ► LAST MEETING IN SALT LAKE CITY: Utah 23, San Diego State 7 | Oct. 13, 2007 | Rice-Eccles Stadium | Salt Lake City, Utah

SALT LAKE CITY – San Diego State saw a different result in its second Mountain West Conference road game, as the Aztecs fell to Utah, 23-7. The Utes' defense baffled the Aztec offense, holding them to 211 total yards, which was more than 200 below SDSU's season average.

Aztec linebacker Russell Allen set a school record and tied the Rice-Eccles Stadium record with 22 tackles (10 unassisted), which had been held since 1999 by New Mexico's Brian Urlacher, but Utah still overpowered the San Diego State defense, racking up 514 total yards.

Utah was able to get on the board first, as they put together a 13 play, 53-yard drive that ended in a 32-yard field goal by Louis Sakoda. On the Utes' next drive, it was Sakoda again who gave Utah the 6-0 lead, this time with a 51-yard field goal.

The Aztecs answered by securing their only lead of the day as a 35-yard pass play from Alston Umuolo to Kevin O'Connell set up a five-yard touchdown run by Brandon Sullivan. Utah was able to regain the lead (9-7) right before the end of the second quarter, thanks to Sakoda's third field goal of the day.

After the intermission, Utah went on to score two touchdowns on back-to-back drives in the third quarter. Corbin Louks completed an 11-yard pass to Jeremy Brooks for the first score and on the following drive, Darrell Mack caught a 7-yard pass from Brian Johnson to give the Utes the 23-7 lead.

On a quiet day for the Aztec offense, Kevin O'Connell completed 14 of his 31 pass attempts for 114 yards, and also led SDSU with 24 rushing yards, while Brett Swain had five receptions for 56 yards. Corey Boudreaux also recorded his first career interception, extending the Aztecs' streak of at least one pick in each of its seven games.

Darrell Mack led Utah with 176 total yards, including 131 on the ground. Brian Johnson had one TD toss as he completed 21 of his 28 pass attempts for 208 yards.

### ► 2006 MEETING: Utah 38, San Diego State 7

#### Sept. 23, 2006 | Qualcomm Stadium | San Diego, Calif.

SAN DIEGO – In front of the fourth-largest regular season crowd in school history, the San Diego State offense failed to find a spark for a second straight week, as the Aztecs managed just seven points in falling to Utah, 38-7, in both teams Mountain West Conference openers.

The Utes converted three of the Aztecs five turnovers into 17 points, including a pair of 30-yard interception returns for touchdowns. Utah scored 31 unanswered points to avenge last season's 28-19 loss to SDSU in Salt Lake City.

The game started out with both offenses appearing to hit on all cylinders. After Utah scored a touchdown on its first possession, San Diego State responded right back as quarterback Darren Mougey, making his second career start, engineered a 15-play, 74-yard scoring drive, capped by an 18-yard touchdown pass from Mougey to a diving Brett Swain in the back of the end zone.

After both sides traded punts, the Utes reclaimed the lead on a two-yard touchdown run by Eric Weddle at the 11:44 mark of the second quarter. Weddle would get into the endzone on the



## 2008 - UTAH AT SDSU

Nov. 15, 2008 | Qualcomm Stadium | San Diego, Calif.

Attendance: 19,342 | Weather: xx

	1	2	3	4	-	Total
Utah	14	21	0	28	-	63
San Diego State	0	7	7	0	-	14

### Scoring Summary

UTAH - Sampson 2-yd pass from Johnson - 7 plays, 53 yards, 3:17 (11:33, 1st)  
 UTAH - Brown 4-yd pass from Johnson - 12 plays, 70 yards, 4:20 (2:41, 1st)  
 UTAH - Reed 32-yd pass from Johnson - 2 plays, 40 yards, 0:35 (14:55, 2nd)  
 SDSU - Mougey 31-yd pass from Lindley - 2 plays, 41 yards, 0:49 (11:01, 2nd)  
 UTAH - Brown 5-yd pass from Johnson - 11 plays, 44 yards, 5:50 (5:11, 2nd)  
 UTAH - Reed 3-yd pass from Johnson - 11 plays, 83 yards, 2:13 (0:15, 2nd)  
 SDSU - Shaw 16-yd pass from Lindley - 17 plays, 95 yards, 7:07 (3:14, 3rd)  
 UTAH - Asiata 1-yd run - 11 plays, 77 yards, 5:32 (12:42, 4th)  
 UTAH - Stowers 1-yd run - 5 plays, 65 yards, 2:08 (9:00, 4th)  
 UTAH - Richard 89-yd interception return (5:59, 4th)  
 UTAH - Richard 38-yd interception return (4:49, 4th)

### Team Stats

	Utah	San Diego State
FIRST DOWNS	30	19
RUSHES-YARDS (NET)	40-198	19-73
PASSING YDS (NET)	322	247
Passes Att-Comp-Int	40-28-1	41-23-2
TOTAL OFFENSE PLAYS-YARDS	80-520	60-320
Fumble Returns-Yards	0-0	0-0
Punt Returns-Yards	1-41	0-0
Kickoff Returns-Yards	3-82	8-152
Interception Returns-Yards	2-127	1-9
Punts (Number-Avg)	0-0.0	5-43.2
Fumbles-Lost	0-0	1-1
Penalties-Yards	6-55	10-72
Possession Time	33:17	26:43
Third-Down Conversions	13 of 14	4 of 12
Fourth-Down Conversions	0 of 1	0 of 0
Red-Zone Scores-Chances	6-7	1-2
Sacks By: Number-Yards	0-0	0-0

### SAN DIEGO STATE

#### PLAYER STATS

Rushing	Att.	Yds.	TD
Tyler Campbell	5	40	0
Atiyah Henderson	13	35	0
Mekell Wesley	1	-2	0

Passing	A-C-I	Yds	TD
Ryan Lindley	41-23-2	247	2

Receiving	No.	Yds.	TD
Atiyah Henderson	6	29	0
Darren Mougey	5	85	1
Roberto Wallace	3	47	0
Tyler Campbell	2	18	0
Mekell Wesley	2	18	0
Vincent Brown	2	17	0
Justin Shaw	1	16	1
DeMarco Sampson	1	12	0
Alston Umuolo	1	5	0

Tackles	Solo	Ast.	TT
Andrew Preston	7	5	12
Russell Allen	6	5	11
Luke Laolagi	2	7	9
Corey Boudreaux	4	3	7
B.J. Williams	5	1	6

Turnovers	Int.	FF	FR
Jose Perez	1	0	0

### UTAH

#### PLAYER STATS

Rushing	Att.	Yds.	TD
Matt Asiata	14	83	1
Ray Stowers	9	51	1
Brian Johnson	7	31	0
Jereme Brooks	3	18	0
Darrell Mack	6	16	0
Corbin Louks	1	-1	0

Passing	A-C-I	Yds	TD
Brian Johnson	38-27-1	283	5
Corbin Louks	2-1-0	39	0

Receiving	No.	Yds.	TD
Freddie Brown	11	110	2
David Reed	4	87	2
Brent Casteel	4	54	0
Brandon Godfrey	3	33	0
Jereme Brooks	3	28	0
Colt Sampson	2	5	1
Matt Asiata	1	5	0

Tackles	Solo	Ast.	TT
Joe Dale	5	1	6
Mike Wright	3	2	5

Turnovers	Int.	FF	FR
Steve Sylvester	0	1	0
Koa Misi	0	0	1
Deshawn Richard	2	0	0

very next play from scrimmage, as he logged the first of his three interceptions on the night by picking off a Mougey pass and returning it 30 yards for the score and a 14-point Utah advantage at 21-7.

While Utah didn't add to its lead until the 1:24 mark of the third quarter, the SDSU offense was unable to get anything going, advancing into Ute territory on just three occasions in the second half with the final one in the last 2:26 of the game. Three of the Aztecs' final four possessions of the game ended in interceptions and the fourth was stopped on downs.

SDSU did manage a season-best 204 yards on the ground, including a career-high 98 yards by redshirt freshman Atiyah Henderson. Junior running back Lynell Hamilton became the 10th Aztec in school history to run for 2,000 yards in his career, carrying 16 times for 53 yards versus the Utes.

Defensively, senior safety Brett Sturm led the team in tackles with eight, while cornerback Terrell Maze logged his first interception of the year in the fourth quarter.

► **2005 MEETING AND LAST SDSU WIN: San Diego State 28, Utah 19**  
**Oct. 15, 2005 | Rice-Eccles Stadium | Salt Lake City, Utah**

SALT LAKE CITY - Kevin O'Connell threw for 219 yards and three touchdowns and ran for 88 yards and another score as San Diego State defeated Utah, 28-19, at Rice-Eccles Stadium.

The win was the first for the Aztecs in Salt Lake City since 1995, and also the first time they beat both Brigham Young and Utah in the same season since 1986.

Senior wide receiver Jeff Webb caught nine passes for 142 yards and two touchdowns. It was his ninth career game with at least 100 yards receiving and the third time in the last four games he has reached the century mark.

Sophomore Brandon Bornes, filling in for an injured Lynell Hamilton, carried 25 times for a tough 78 yards.

Junior Joe Martin (12 tackles), senior Kurt Kahui (10) and sophomore Nick Osborn (10) each posted career highs in tackles. Osborn also had two sacks and junior Reggie Grigsby had an interception and forced his first career fumble.

SDSU jumped out to a 14-0 lead in the first quarter, thanks to a 60-yard scoring strike from O'Connell to Webb just 2:26 into the game and a one-yard touchdown run by O'Connell. After a Ute field goal, O'Connell found senior Robert Ortiz for a five-yard touchdown pass, giving the Aztecs a 21-3 cushion.

Utah responded with 16 straight points off two field goals by Dan Beardall and a three-yard run by quarterback Brian Johnson to bring the Utes within two points (21-19).

SDSU put a stop to the streak early in the fourth quarter with a 10-play, 66-yard drive, culminating with a 10-yard touchdown throw from O'Connell to Webb.

Utah had a chance to get within a field goal late in the fourth until Grigsby tackled Quinton Ganther, forcing a fumble on the Aztec two-yard line. The ball was eventually recovered in the end zone by senior Marcus Demps.

SDSU did not have a turnover in the game for the first time since Nov. 22, 2003, a period of 19 contests.

### CHANGE YOU CAN BELIEVE IN

How much of an impact has Brady Hoke and Co., had on the Aztecs? In less than one year, Hoke and his staff have led San Diego State to a 4-6 record.

But that just starts to scratch the surface of what this staff has done.

In addition to going 2-4 against MWC opponents that the Aztecs posted an 0-6 record against last season, San Diego State has also shown a margin improvement of at least 13 points in five of the team's six conference contests. In fact, SDSU is averaging a margin bump of 21.5 points per game over last season.

Taking a look inside the scores of conference opponents in 2008 and 2009 starts to shed light on how much better the 2009 edition of the Aztecs are.

Opponent	2008 Score	2009 Score	Point Differential
Air Force	L, 10-35	L, 14-26	+13
Brigham Young	L, 12-41	L, 28-38	+19
Colorado State	L, 34-38	W, 42-28	+18
New Mexico	L, 7-70	W, 23-20	+66
TCU	L, 7-41	L, 12-55	-9
Wyoming	L, 10-35	L, 27-30	+22
<b>Total</b>	<b>0-6</b>	<b>2-4</b>	<b>+129</b>
Utah	L, 14-63		
UNLV	W, 42-21		

### FIRST YEAR COACH, BIG TIME IMPACT

Of the 22 new coaches in the FBS this season, only four have already led their team to at least two more victories in 2009 than last season. They are San Diego State's Brady Hoke (2 to 4), Iowa State's Paul Rhodes (2 to 6), Washington's Steve Sarkisian (0 to 3) and Auburn's Gene Chizik (5 to 7). Hoke has also helped the Aztecs, just 10 games into the season, match or surpass their win total in seven of the last nine seasons.

## SDSU FIRST-YEAR COACHES

Below is a look at how San Diego State's previous 16 coaches did in their first season. Of the 16 previous head coaches, nine were able to improve on the victory total from the previous season.

	Season	Previous Season	First Season	Conference
C.E. Peterson	1921	none	4-8	1-3 (4th)
W.B. Harrelld	1930	3-5	5-4	3-3 (3rd)
Leo Calland	1935	3-5-1	3-4-1	2-2-1 (T-3rd)
Joe Eubank	1942	6-4	0-6-1	
Bob Breitbard	1945	none	2-5	
Bill Terry	1946	2-5	6-4	2-3 (5th)
Bill Schutte	1947	6-4	7-3-1	2-2-1 (4th)
Paul Governali	1956	2-8	4-3-2	2-1 (T-2nd)
Don Coryell	1961	1-6-1	7-2-1	2-2-1 (4th)
Claude Gilbert	1973	10-1	9-1-1	3-0-1 (1st)
Doug Scovill	1981	4-8	6-5	3-5 (6th)
Denny Stolz	1986	5-6-1	8-4	7-1 (1st)
Al Luginbill	1989	3-8	6-5-1	4-3 (T-5th)
Ted Tollner	1994	6-6	4-7	2-6 (8th)
Tom Craft	2002	3-8	4-9	4-3 (T-3rd)
Chuck Long	2006	5-7	3-9	3-5 (T-6th)
Brady Hoke	2009	2-10	4-6	2-4(6th)



### SAN DIEGO STATE NCAA DEFENSE RK. 2009 VS. 2008

Category	2008	2009
Rushing Defense	118	90
Passing Defense	68	55
Total Defense	113	77
Scoring Defense	113	94
Passes Intercepted	85	60
Pass Eff. Defense	112	68
Fumbles Recovered	55	113
Turnovers Gained	85	101
Tackles for Loss	100	73
Sacks	108	77
First Down Defense	110	88
3rd Down Conv. Pct.	115	109
4th Down Conv. Pct.	101	<b>18</b>
Red Zone Defense	67	86

Numbers above indicate national ranking among FBS teams in 2008 and 2009. This season's numbers are through the games of Nov. 14.

### NCAA FBS RECEIVING YARDS PER GAME

Individual	RYPG
1. Salas, Hawaii	136.00
2. Barnes, Bowling Green	128.50
3. Alexander, Missouri	123.80
4. Tate, Notre Dame	117.20
5. Briscoe, Kansas	110.44
6. Shipley, Texas	109.60
7. Williams, Tulane	99.20
8. Page, Toledo	98.60
9. Sanders, SMU	97.70
10. Brown, Rutgers	95.56

Vincent Brown is not eligible to be ranked because he has played in less than 75 percent of SDSU's games. However, the junior's receiving average would ace him fourth nationally if included among the national leaders.

**4. V. Brown, SDSU 111.14**

Against Colorado State, the game that Brown got hurt in the second quarter, he had yet to catch a pass. If that game is not counted against his average, He would be averaging 129.70 receiving yards and rank second nationally.

**2. V. Brown, SDSU 129.70**

If you take DeMarco Sampson's numbers from the last four games and combine them with Vincent Brown's production from the first six contests, the hybrid Aztec receiver would rank fourth nationally.

**4. V. Brown/Sampson 122.00**

As a group, the 22 new head coaches have currently won nine game less than their new programs won a year ago.

**OFFENSE STARTING TO CLICK**

Despite playing the last three games without Biletnikoff Award semifinalist Vincent Brown, San Diego State's offense appears to be hitting full stride. Since the bye week of Oct. 10, San Diego State has posted four strong efforts over its last five games after going through some growing pains during the first part of the season.

In its last six games, San Diego State has 27.7 points and averaged 362.4 yards of offense in its last five outings. The Aztecs have scored 23 or more points in five of its last six outings, reaching at least 27 points in four of those contests.

The Aztecs are enjoying some breakout individual performances as well.

Sophomore quarterback Ryan Lindley has played exceptionally well of late. In last five games, the sophomore is 106-of-177 (59.9 percent), for 1,374 yards, 13 touchdowns and three interceptions. In addition, Lindley had a streak of 124 pass attempts without throwing an interception, dating back to the second quarter of the Brigham Young game, come to an end with 1:46 left in the first half in the TCU contest.

During that five-game stretch, senior wide receiver DeMarco Sampson has 38 catches for 521 yards and eight touchdowns. He had a string of a touchdown reception in four consecutive games snapped last week against Wyoming.

Junior running back Brandon Sullivan and the rushing attack is starting to get on track. Last week, the Aztecs as a team rushed 32 times for 157 yards and three touchdowns. Sullivan enjoyed his first multiple rushing TD game, scoring twice en route to his second career 100-yard rushing effort (18 carries, 105 yards). Sullivan now has 65 or more yards rushing in each of his last four games, and has 35 carries for 180 yards the past two weeks (5.1 ypc).

Below is a comparison of San Diego State offensive averages from the first five games of the season with those from their last five games. It is worth noting that the last five games include contests against two nationally-ranked opponents, and certainly has come against stronger competition.

	<u>First 5</u>	<u>Last 5</u>
Points Per Game	23.4	27.7
Total Offense Per Game	316.8	362.4
Turnovers	14	7
Passing TDs	10	13

**LINDLEY STARTING TO CLIMB CHARTS**

Sophomore Ryan Lindley has strung together a streak of five of his best games of the season since coming off the Oct. 10 bye week. A better understanding of offensive coordinator Al Borges' offense and better pass protection has led to the increase productivity for Lindley.

Over the past five games, Lindley is 106-of-177 with 1,374 yards, 13 touchdowns and three interceptions during that span. In addition, the sophomore had a streak of 104 pass attempts without throwing an interception that ended late in the first half against TCU. During the five-game stretch, the sophomore has a passing rating of 145.94.

Despite being in just his second season, Lindley ranks ninth in school history to with 5,159 passing yards. His 37 career touchdown strikes rank ninth in school history, just two shy of Don Horn (1965-66), who currently occupies eighth place.

Lindley is currently 38th nationally in total offense, averaging 241.0 yards per game.

**SAMPSON COMING ON**

After struggling with injuries each of the last two seasons, senior wide receiver DeMarco Sampson has jumped on the scene in a big way the last five weeks.

Sampson, who leads the team in receptions and is second in receiving yards, has put together a five-game stretch that anyone in the country would be proud of. In the last five contests, the Chula Vista native has 38 catches for 521 yards and eight touchdowns. The steak is even more impressive when considering Vincent Brown has been sidelined with an injury during much of that time.

Sampson entered his senior year with 17 career catches for 171 yards and one touchdown. Prior to this five-game stretch, Sampson had 34 career receptions for 376 yards and one TD.

Below is a look at Sampson's 32-game career.

	<u>Rec.</u>	<u>Yards</u>	<u>TD</u>	<u>Gms. w/5+ Catches</u>
First 28 games	34	376	1	1
Last 5 Games	38	521	8	5

**RUNNING GAME IMPROVES**

Much has been made of the Aztecs passing game the last four weeks and justifiably so. Nonetheless, the Aztecs remained committed to the run.

Last week against Wyoming, San Diego State rushed 32 times for 157 yards and three touchdowns. The Aztecs averaged 4.9 yards per rush. The three touchdowns were the most this sea-



**SAN DIEGO STATE MOST 100-YARD CAREER RECEIVING GAMES**

Name	Games
1. J.R. Tolver	13
2. Will Blackwell	12
Gary Garrison	12
Patrick Rowe	12
Darnay Scott	12
Jeff Webb	12
7. Az Hakim	11
8. Haven Moses	10
9. Tim Delaney	9
10. Dennis Arey	8
Kassim Osgood	8
Webster Slaughter	8
13. Vincent Brown	7
5 others tied with	7

**SAN DIEGO STATE CAREER RECEPTIONS**

Name, Seasons	Receptions
1. J.R. Tolver, 1999-02	262
2. Jeff Webb, 2001-05	234
3. Will Blackwell, 1994-96	197
4. Monty Gilbreath, 1986-89	187
5. Tim Delaney, 1968-70	180
6. Darnay Scott, 1991-93	178
7. Patrick Rowe, 1987-91	155
8. Gary Garrison, 1964-65	148
9. Az-Zahir Hakim, 1994-97	147
10. Vincent Brown, 2007-09	140
11. Robert Ortiz, 2002-05	137
12. Brett Swain, 2004-07	133
13. Craig Scoggins, 1965-66	129
14. Darius Durham, 1979-82	127
15. W. Slaughter, 1984-85	122



**2009 Season**

No.	Yds.	TD	
at UCLA	5	139	1
Southern Utah	6	142	1
at Idaho	13	143	1
at Air Force	10	123	2
New Mexico St.	3	84	1
Brigham Young	8	147	0
at Colorado St.	0	0	0
New Mexico	DNP	Inj.	
TCU	DNP	Inj.	
Wyoming	DNP	Inj.	
at Utah			
at UNLV			



**SAN DIEGO STATE CAREER PASSING YARDS**

Name	Yards
1. Todd Santos	11,425
2. Billy Blanton	8,165
3. Kevin O'Connell	7,689
4. Dan McGwire	7,484
5. David Lowery	5,998
6. Brian Sipe	5,707
7. Dennis Shaw	5,324
8. Adam Hall	5,173
9. Ryan Lindley	5,159
10. Mark Halda	4,812

**SAN DIEGO STATE CAREER PASSING TD**

Name	TDs
1. Todd Santos	70
2. Billy Blanton	67
3. Dennis Shaw	58
4. Kevin O'Connell	46
5. David Lowery	44
Brian Sipe	44
7. Dan McGwire	43
8. Don Horn	39
9. Ryan Lindley	37
10. Tim Gutierrez	36
Mark Halda	36



**DEMARCO SAMPSON GAME-BY-GAME**

2009 Season	No.	Yds.	TD
at UCLA	4	39	0
Southern Utah	5	64	0
at Idaho	4	36	0
at Air Force	2	32	0
New Mexico St.	2	34	0
Brigham Young	5	77	2
at Colorado St.	15	257	3
New Mexico	7	56	2
TCU	6	81	1
Wyoming	5	50	0
at Utah			
at UNLV			



**DEMARCO SAMPSON NCAA RANKINGS**

Rk.	Category	Number
39.	Receptions Per Game	5.50
39.	Receiving YPG	72.60



son and the average per rush was the highest for an Aztec team since Oct. 25, 2008. This also marked the fourth time this season the Aztecs have had at least 30 carries in a game.

Against New Mexico, San Diego State rushed 29 times and gained 88 yards (does not include sacks in the yardage number). Against TCU, the No. 1-ranked defense in the nation, the Aztecs rushed for 92 yards on 25 carries.

Although the running game isn't what the staff would like it to be, San Diego State continues to make progress and appears to get better as the game goes on. Against New Mexico, the Aztecs had 24 of their 50 rushing yards came in the fourth quarter. The week before against Colorado State, SDSU got 32 of its 72 rushing yards in the fourth quarter.

For the season, SDSU is averaging 3.3 yards per rush in the fourth quarter (2.8 average the first three quarters). Below is a look at the rushing numbers by quarter for the last three games as well as for the season.

	Last Three Weeks			2009 Season		
	Att.	Yds.	Avg.	Att.	Yds.	Avg.
1st Quarter	20	39	2.0	61	163	2.7
2nd Quarter	28	92	3.3	66	178	2.7
3rd Quarter	33	125	3.8	72	210	2.9
4th Quarter	37	115	3.1	69	230	3.3

## FOURTH QUARTER COMEBACKS

San Diego State rallied from a 20-16 fourth-quarter deficit to defeat New Mexico on Oct. 31. It marked the second consecutive week that the Aztecs have rallied from a fourth-quarter deficit to win a game.

That is the first time that has happened since SDSU did in 1987. That year, the team rallied to beat Long Beach State on Oct. 24 (W, 52-42) and then defeated Hawai'i (W, 29-21) the next week. SDSU trailed by nine points against Long Beach State and was down by seven vs. the Rainbows in the fourth quarter.

## DEFENSE MAKES BIG STRIDES

Ten games into the Brady Hoke era, San Diego State has shown remarkable improvement on the defensive side of the ball. The Aztec defense, which ended the 2008 campaign ranked 118 in rushing defense, 113th in scoring defense and 113th in total defense, has looked much improved through the first nine games of the season.

Impressive numbers from the Aztec defense in the first 10 games:

- ▶ San Diego State's national rankings in the 14 defensive statistics the NCAA keeps for both this season and last season are listed on page six. Of the 14 categories, SDSU is ranked higher in 11 of them.
- ▶ San Diego State ranks 77th in total defense this season after ranking 113th in the category last year. Last season, SDSU allowed an average of 460.75 yards per game. This year, the Aztec defense is allowing only 379.60 yards. That is an improvement of 81.15 yards per game.
- ▶ San Diego State has 17 sacks through the first 10 games and ranks 77th nationally in the category. In 12 games last season, the Aztecs recorded 13 total sacks.
- ▶ The Aztecs have already picked off nine passes this season (two against UCLA, three versus Southern Utah, two against New Mexico State and two against Colorado State). The Aztecs are 60th nationally after ranking 85th a year ago when SDSU had nine interceptions the entire season. The nine interceptions this season are six more than SDSU had the final eight games of 2008 combined.
- ▶ San Diego State has jumped from 100th last season to 73rd this year among NCAA teams in tackles for loss. The Aztecs have already accumulated 54 tackles behind the line of scrimmage. In 12 games a year ago, the Aztecs posted 57 such tackles, for an average of 4.75 per game.

### The numbers against UCLA:

- ▶ The San Diego State defense was flat-out impressive in the second half against UCLA, limiting the Bruins to 10 points (scored on two drives totaling eight yards), and allowing a total of 120 yards of total offense. After intermission, the Bruins rushed 22 times for a mere 45 yards and did not do much better through the air, going 8-for-15 for 75 yards with two interceptions.
- ▶ Against Southern Utah, SDSU limited the Thunderbirds to only 279 yards of total offense. The last time the Aztecs held an opponent under 300 yards was Nov. 3, 2007, when Wyoming only had 250 in a 27-24 SDSU home victory.

### The numbers against Air Force:

- ▶ San Diego State did not allow an offensive touchdown against Air Force, only the second time in the 28 all-time meetings. San Diego State also held an opponent without an offensive touchdown for just the 33rd time in the school's Division I era and the first time since Dec. 2, 2006.
- ▶ The Aztecs also held Air Force 100 yards below their national-leading rushing yardage per game. SDSU allowed 243 yards rushing to a Falcon team that entered the game averaging 344.33 yards per contest. In addition, Air Force had averaged 485 yards rushing in its previous two meetings with the Aztecs.

### The numbers against New Mexico State:

- ▶ SDSU held an opponent to under 300 yards of total offense for the second consecutive game



## 2009 MANNING WATCH LIST

Austen Arnaud (Jr., Iowa State)  
 Sam Bradford (Jr., Oklahoma)  
 Levi Brown (Sr., Troy)  
 Darryll Clark (Sr., Penn State)  
 Jimmy Clausen (Jr., Notre Dame)  
 Andy Dalton (Sr., TCU)  
 Austin Davis (So., Southern Miss)  
 Armanti Edwards (Sr., Appalachian St.)  
 Robert Griffin III (So., Baylor)  
 Matt Grothe (Sr., USF)  
 Max Hall (Sr., BYU)  
 Tim Hiller (Sr., Western Michigan)  
 Jerrod Johnson (Jr., Texas A&M)  
 Colin Kaepernick (Jr., Nevada)  
 Case Keenum (Jr., Houston)  
 Dan LeFevour (Sr., Central Michigan)  
 Corey Leonard (Sr., Arkansas State)  
 Thaddeus Lewis (Sr., Duke)  
**Ryan Lindley (So., San Diego State)**  
 Jake Locker (Jr., Washington)  
 Jeremiah Masoli (Jr., Oregon)  
 Colt McCoy (Sr., Texas)  
 Kellen Moore (So., Boise State)  
 Tony Pike (Sr., Cincinnati)  
 Terrelle Pryor (So., Ohio State)  
 Todd Reesing (Sr., Kansas)  
 Zac Robinson (Sr., Oklahoma State)  
 Tyler Sheehan (Sr., Bowling Green)  
 Riley Skinner (Sr., Wake Forest)  
 Rusty Smith (Sr., Florida Atlantic)  
 Jevan Snead (Jr., Ole Miss)  
 Ricky Stanzi (Jr., Iowa)  
 Tim Tebow (Sr., Florida)  
 Trevor Vittatoe (Jr., UTEP)  
 Adam Weber (Jr., Minnesota)  
 Juice Williams (Sr., Illinois)  
 Russell Wilson (So., N.C. State)  
 T.J. Yates (Jr., North Carolina)



## 2009 RIMINGTON WATCH LIST


Eddie Adamski (Sr., Northern Illinois)  
 Kenny Alfred (Sr., Washington State)  
 Garrett Anderson (Sr., South Carolina)  
 Tim Barnes (Jr., Missouri)  
 Carl Barnett (Sr., Houston)  
 Colin Baxter (Jr., Arizona)  
 Joe Bernardi (Jr., Fresno State)  
 Ryan Blaszczyk (Sr., Rutgers)  
 Ben Bojicik (So., Bowling Green)  
 Mike Brewster (So., Ohio State)  
 J.C. Brignone (Jr., Mississippi State)  
 Ben Burkett (So., Northwestern)  
 Thomas Byrd (So., Boise State)  
 Ronnie Castillo (Sr., San Jose State)  
 Eric Cook (Sr., New Mexico)  
 Lowell Dyer (Sr., North Carolina)  
 John Estes (Sr., Hawaii)  
 Chris Fisher (Sr., Louisiana-Lafayette)  
 Danny Franks (Sr., Troy)  
 Daverin Geraldts (Sr., Mississippi)  
 Jorge Gonzalez (Sr., Kentucky)  
 Chris Hall (Sr., Texas)  
 Jacob Hickman (Sr., Nebraska)  
**Trask Iosefa (Jr., San Diego State)**  
 Ted Larsen (Sr., North Carolina State)  
 Kevin Matthews (Sr., Texas A&M)  
 Jim McKenzie (Jr., Syracuse)  
 Ryan McMahon (Jr., Florida State)  
 Colin Miller (Jr., Central Michigan)  
 John Moffitt (Jr., Wisconsin)  
 David Molk (So., Michigan)  
 Bryan Morgan (Jr., Duke)

Joel Nitchman (Sr., Michigan State)  
 Kristofer O' Dowd (Jr., USC)  
 Maurkice Pouncey (Jr., Florida)  
 Lon Roberts (Jr., Louisiana Tech)  
 Jake Seitz (Sr., Alabama-Birmingham)  
 Brad Serini (Jr., Florida International)  
 Matthew Tennant (Jr., Boston College)  
 Mark Thompson (Sr., Middle Tenn.)  
 Bradley Vierling (Sr., Vanderbilt)  
 Tim Walter (Sr., Colorado State)  
 J.D. Walton (Sr., Baylor)



## 2009 BILETNIKOFF SEMIFINALISTS

Freddie Barnes (Sr., Bowling Green)  
 Dezmon Briscoe (Jr., Kansas)  
**Vincent Brown (Jr., San Diego State)**  
 Eric Decker (Sr., Minnesota)  
 Marshawn Gilyard (Sr., Cincinnati)  
 AJ Green (So., Georgia)  
 Jordan Shipley (Sr., Texas)  
 Demaryius Thomas (Jr., Georgia Tech)  
 Golden Tate (Jr., Notre Dame)  
 Mike Williams (Sr., Syracuse)



## 2009 RAY GUY CANDIDATES

Delbert Alvarado, South Florida  
 Bryan Anger, California  
 Ben Armer, Western Michigan  
 Jeremy Boone, Penn State  
 Brent Bowden, VA Tech  
 Mike Brandtner, Iowa State  
 Drew Butler, Georgia  
 Peter Caldwell, Utah State  
 Desi Cullen, Connecticut  
 David Defatta, Middle Tennessee  
 Kyle Delahouke, Navy  
 Matt DiLallo, Colorado  
 Matt Dodge, East Carolina  
 Ryan Donahue, Iowa  
 Clinton Durst, Auburn  
 Derek Epperson, Baylor  
 R.J. Fitzgerald, Alabama  
 Reid Forrest, Washington State  
 Will Goggans, Troy  
 Mickey Groody, Florida Atlantic  
 Trevor Hankins, Arizona State  
 Jake Harry, Missouri  
 Johnny Hekker, Oregon State  
 Alex Henery, Nebraska  
 Chas Henry, Florida  
 Kevin Jones, Duke  
 Scott Kozlowski, West Virginia  
 Spencer Lanning, South Carolina  
 Jeff Locke, UCLA  
 Rob Long, Syracuse  
 Kyle Martens, Rice  
 Zoltan Mesko, Michigan  
 Brad Nortman, Wisconsin  
 Matt Reagan, Memphis  
 Alonso Rojas, Kansas  
 Quinn Sharp, Oklahoma State  
**Brian Stahovich, San Diego State**  
 Michael Such, Tulsa  
 Chris Summers, Purdue  
 Matt Szymanski, SMU  
 Ross Thevenot, Tulane  
 Kyle Watson, UNLV

and the third time in five games in 2009. The last time SDSU held consecutive opponents under the 300-yard mark was in 2004, when Colorado State managed only 196 yards (Oct. 16) and New Mexico had only 220 yards (Oct. 23).

► New Mexico State's 234 yards of total offense are the fewest SDSU has allowed since Sept. 24, 2005 vs. San Jose State (233 yards).

► Junior Dey Juan Hemmings scored his first touchdown in the second quarter when he returned a fumble 14 yards. It was SDSU's first fumble return for a TD since 2006, when T.J. McKay returned one 23 yards in a 27-24 loss at Wyoming on Nov. 4.

► The Aztec defense has contributed points in three of the team's five outings in 2009 (2 safeties, 1 TD).

► New Mexico State went 0-for-4 on fourth-down conversions. It marked the first time the Aztecs did not allow a fourth down to be converted when three or more were attempted since Sept. 16, 2006, at Wisconsin (Badgers were 0-for-3). New Mexico State came into the game with fourth-down conversion rate of 73 percent (8-for-11).

#### The numbers against Colorado State:

► After allowing touchdowns on two of Colorado State's first three offensive possessions, the defense limited the Rams to two scores on their final eight possessions of the game. CSU scored seven second-half points.

► San Diego State limited Colorado State to just 3-of-9 on third down situations.

#### The numbers against New Mexico:

► After allowing 70 points against the Lobos last season, the Aztec defense limited New Mexico to 20 points this season.

► Two of the Lobos' four scoring drives were for 37 yards or less.

► San Diego State defense 2009 vs. 2008:

	2008 avg. (NCAA Rk.)	2009 avg. (NCAA Rk.)	Note
Points Allowed	37.2 (113)	30.0 (94)	
Total Defense	460.8 (113)	379.60 (77)	Def. ranked 36 spots higher
Rushing Defense	247.5 (118)	167.40 (90)	Yds per rush: '08 - 5.1, '09 - 3.9
4th Down Conv.	11/18, 61% (101)	6/17, 35% (18)	

## SPECIAL TEAM MOMENTS

Through 10 games this season, San Diego State has already produced more big special teams plays than all of last season.

► Lane Yoshida connected on two field goals of more than 40 yards each against Idaho and TCU. He is 8-of-12 from 40 or more yards in his career, including 5-for-7 this season.

► Against Southern Utah, true freshman Leon McFadden blocked an extra-point attempt and ran it back for a defensive two-point conversion. It marked the first time in the Mountain West Conference era that the Aztecs had a defensive PAT conversion. It also gave McFadden his second block of the season, surpassing the entire San Diego State team total of one from the 2008 campaign.

► McFadden also recorded a block on a UCLA extra point attempt. He joins Andrew Preston as the only active Aztecs to record a block.

► The San Diego State defense limited UCLA's punt return team to 25 yards on eight Aztec punts. Junior gunner Dey Juam Hemmings recorded a pair of special teams tackles.

► Aztec sophomore punter Brian Stahovich is averaging 43.6 yards per boot and already has 13 kicks for more than 50 yards this season. The 43.6 punt average is the fifth-best mark in school history and is ranked 20th nationally. He earned MWC player of the week honors for his efforts against New Mexico two weeks ago.

## VINCENT BROWN REACHES MILESTONES

Junior wide receiver Vincent Brown continues to move up the San Diego State charts as well as flirt with the national lead in receiving yards. Brown has posted five 100-yard receiving games this season and has a touchdown in five of seven games this season.

► Brown posted a streak of five consecutive 100-yard receiving games, tying him for the third-longest streak in school history and the longest by an Aztec player since Tim Delaney did it in five straight games during the 1969 campaign.

► Brown has 100 yards or more receiving in six of his last eight games dating back to last season.

► Nationally, Brown ranks seventh in the country in receiving yards per game (111.14) and 28th in receptions per game (6.43).

► With seven career 100-yard receiving games, Brown ranks 13th in school history in that category (J.R. Tolver is the all-time leader with 13).

► With 140 career receptions, Brown now ranks 10th in school history in that category, while his 1,758 career receiving yards place him just 376 away from entering the school's top 10 chart in that category.

► Brown entered this season with seven career touchdowns, but caught a TD pass in each of San Diego State's first five games of 2009. Prior to this streak, he had never caught a touchdown pass in consecutive games. Brown tied the longest Aztec streak of the past decade, which matched Kassim Osgood's five-game streak in 2002. Brown's five-game TD-streak, unfortu-



## MOUNTAIN WEST STANDINGS

Entering Saturday, Nov. 21 games

	MWC	Overall
1. TCU	6-0	10-0
2. BYU	5-1	8-2
Utah	5-1	8-2
4. Air Force	5-2	7-4
5. Wyoming	3-3	5-5
6. San Diego State	2-4	4-6
7. UNLV	2-5	4-7
8. Colorado State	0-6	3-7
New Mexico	0-6	0-10

## MWC RESULTS/SCHEDULE

Saturday, Nov. 7

BYU 52, at Wyoming 0

at Air Force 35, Army 7

**TCU 55, at SDSU 12**

at Utah 45, New Mexico 14

at UNLV 35, Colorado State 16

Saturday, November 14

BYU 24, at New Mexico 19

at Air Force 45, UNLV 17

at TCU 55, Utah 28

**Wyoming 30, at SDSU 27**

Saturday, November 21

TCU at Wyoming\*, 11 a.m. PT

Air Force at BYU, 12:30 p.m. PT

**San Diego State at Utah, 1 p.m. PT**

CSU at New Mexico, 3 p.m. PT

\* - Indicates Mountain West Conference game.

## SDSU NON-CONFERENCE OPPONENT UPDATE

Entering Saturday, Nov. 21 game.

	Overall	League
UCLA	5-5	2-5
Southern Utah	4-6	2-2
Idaho	7-4	4-3
New Mexico State	3-7	1-4

## RESULTS/SCHEDULE

Saturday, Nov. 7

at UCLA 24, Washington 23

at South Dakota 45, Southern Utah 21

Fresno State 31, at Idaho 21

New Mexico State was idle

Saturday, Nov. 14

E. Wash. 41, at Southern Utah 28

UCLA 43, at Washington State 7

at Boise St. 63, Idaho 25

at Hawaii 24, New Mexico St. 6

Saturday, Nov. 21

Arizona State at UCLA, 1 p.m. PT

Southern Utah at San Diego, 6 p.m. PT

Nevada at New Mexico St., 7:30 p.m. PT

nately, came to an end against BYU on Oct. 17.

- ▶ With 13 career touchdown catches, he is one short of moving onto the school's all-time top 10 chart.
- ▶ Earlier this season, Brown became the 24th Aztec receiver to post 100 career receptions. He also passed the 1,000-yard mark in receiving yards. His career numbers now stand at 140 receptions for 1,758 yards in 30 games.

## **STAHOVICH**

Sophomore Brian Stahovich continues to have a major impact in games. Stahovich, who late last month was named to the watch list for the 2009 Ray Guy Award, averaged 42.9 yards on seven kicks against the Lobos. His first four punts all dropped inside the opponent 20-yard line and he later added a fifth in the fourth quarter. Stahovich had one punt partially blocked, but that too ended up inside the 20-yard line, giving the team six on eight attempts on the night.

The Cathedral Catholic High graduate held New Mexico to only two punt returns for a combined minus-1 yard and did not record a touchback. Stahovich added to his season total of punts for 50 or more yards with a 59-yarder and a 50-yarder, raising his total to 13 in 2009.

The sophomore is currently 20th nationally in punting average at 43.6, and the Aztecs are 22nd in net punting (37.94) after ending up 100th in that category a year ago.

## **LINDLEY ON MANNING WATCH LIST**

San Diego State sophomore Ryan Lindley was named to the preseason watch list for the Manning Award on Aug. 17, presented by the Allstate Sugar Bowl to the nation's top collegiate quarterback. Lindley, who set the school and Mountain West Conference records last season for passing yards by a freshman, is one of 38 quarterbacks on the list and one of just six sophomores.

A native of Alpine, Calif., he earned team offensive most valuable player honors last season as a redshirt freshman. Lindley started 10 games, completing 242-of-427 passes for a 56.7 completion percentage with 16 touchdowns and 2,653 yards. He ended the season ranked 24th nationally in passing average, including second among freshmen, and 42nd in total offense (fourth among freshmen). He also had the seventh-best passing efficiency among all freshmen at 117.01. He also became just the second freshman in school history to start a season-opening game for the Aztecs, joining two-time All-American and the school's all-time career passing leader, Todd Santos.

Lindley is one of three MWC quarterbacks on the Manning Award Watch List along with TCU senior Andy Dalton and Brigham Young senior Max Hall. He is the first-ever Aztec named to the Manning Award Watch List.

The Manning Award was created by the Allstate Sugar Bowl in honor of the college football accomplishments of Archie, Peyton and Eli Manning. Ten finalists will be determined by a selected panel of national media covering college football, as well as each of the Mannings. That list will be released on Monday, Nov. 30. The winner will be announced on Thursday, Jan. 14.

## **IOSEFA UP FOR RIMINGTON TROPHY**

San Diego State junior Trask Iosefa was one of just 43 players named to the 2009 Fall Watch List for the Rimington Trophy, which is given out annually to the nation's top collegiate center. Iosefa was also tabbed to the award's spring watch list that was announced this past May by the Boomer Esiason Foundation

A two-year starter, Iosefa has played and started in each of the last 24 games over the past two seasons. He is SDSU's most experienced offensive lineman entering the 2009 campaign, with his 24 starts ranking first among all Aztec offensive players and tying for the most on the team.

Iosefa came to San Diego State in the spring of 2006, before redshirting later that season. He was a first-team all-state selection and all-region pick by PrepStar Magazine while playing at Punahou High School.

The junior is one of three centers from the Mountain West Conference tabbed for this year's Fall Watch List and is the first Aztec since Jasper Harvey (2004-05) to be nominated for the award.

The Rimington Trophy committee bases the award on the four All-America teams chosen by the American Football Coaches Association,

Walter Camp Foundation, the Sporting News and the Football Writers Association of America. The winner will be honored at a banquet in Lincoln, Neb., next January.

## **BROWN A SEMIFINALIST FOR BILETNIKOFF AWARD**

San Diego State junior Vincent Brown has been named a semifinalist for the 2009 Biletnikoff Award, the Tallahassee Quarterback Club Foundation announced in October Brown is one of 10 semifinalists for the award, given annually to the nation's top collegiate receiver.

Brown, one of five non-seniors on the list, is the first Aztec semifinalist since J.R. Tolver in 2002. Brown is the only receiver on the list from the Mountain West Conference and one of just two from non-automatic qualifying BCS teams. He is the third SDSU player named to a national list this season, joining quarterback Ryan Lindley (Manning Award Watch List) and center Trask Iosefa (Rimington Trophy Fall Watch List) (and later Brian Stahovich (Ray Guy Watch List)).

Despite not catching a pass and missing most of the Colorado State game with an injury, the Rancho Cucamonga, Calif., native ranks seventh in the nation in receiving yards per game (111.14), 20th in all-purpose yards per game (148.71) and 28th in receptions per game (6.43). Brown has 45 receptions for 778 yards (17.3 yards per catch) and six touchdowns this season.

Past winners of the award include Michael Crabtree (2007-08), Braylon Edwards (2004), Larry Fitzgerald (2003), Randy Moss (1997) and Bobby Engram (1994), among others. The three finalists will be voted on Nov. 19 and will be announced at a later date.

## **STAHOVICH A CANDIDATE FOR RAY GUY AWARD**

San Diego State sophomore punter Brian Stahovich (Solana Beach, Calif.) is one of 42 candidates for the 2009 Ray Guy Award, which is given annually to the nation's top collegiate punter, the Greater Augusta Sports Council announced Oct. 29. Stahovich is one of just 11 underclassmen on the list and two from the Mountain West Conference.

The sophomore is currently 12th nationally in punting average at 44.13, and the Aztecs are 17th in net punting (38.50) after ending up 100th in that category a year ago.

He is the third Aztec to be a candidate for the Ray Guy Award, which was created in 2000 to honor NFL great Ray Guy. The late Brian Simnjanovski was named to the preseason list in 2003, while Michael Hughes received the honor in 2006 and 2007.

Past winners of the Ray Guy Award include current Pittsburgh Steeler Daniel Sepulveda (2004 & 2006), B.J. Sander (2003), Ryan Plackemeier (2005) and Matt Fodge (2008).

## **SENIOR DUO TABBED 2009 CAPTAINS**

San Diego State first-year head coach Brady Hoke announced the football team captains for the upcoming 2009 season. Senior tight end Tony DeMartinis and senior linebacker Jerry Milling were selected in a vote by their teammates at the conclusion of fall camp.

Milling enters his senior campaign as an impact player on defense. The Palmdale, Calif., native has appeared in 18 games for SDSU, starting two, but has been limited by injury the last two seasons. Milling recorded 28 tackles, one fumble recovery and a pass breakup in just four games last year. The linebacker has tallied double-digit stops in each of his career starts with 11 against Notre Dame and 10 at San Jose State. Milling has also made strides in the classroom, receiving a President's Award for Most Improved Scholastic Achievement in 2008.

DeMartinis has been a jack-of-all-trades for the Aztecs, playing both offense and defense during his time on campus. The Sun Valley, Calif., native has played in 23 games for SDSU, mainly on the defensive side of the ball. DeMartinis recorded four tackles in his redshirt freshman season and 10 tackles his sophomore campaign. In 2008, DeMartinis was the starter at defensive end in the team's opener with Cal Poly, recording his first career sack before his season was cut short due to a knee injury.

During 2009 spring camp, DeMartinis practiced exclusively at the tight end position. He is currently pursuing his master's degree in homeland security after obtaining his bachelor's degree in business this past spring.

## **THE AZTEC WEIGHT LOSS PLAN**

One of the early goals by the new coaching staff was to change the body

composition of the team. One of Brady Hoke's early hires was Aaron Wellman as the football strength and conditioning coach. Wellman, who has 14 years of experience at the Division I level and worked in the same capacity with Hoke at Ball State from 2004-08, quickly went to work and the results were nothing short of amazing.

Of the 14 offensive linemen that were weighed on Feb. 2, the first weight in under the new staff, and July 27, the group lost a combined 294 pounds or an average of 21 pounds per player. Five players - Nike Embernate, Alec Johnson, Erik Quinones, Tom Rische and Emilio Rivera - lost 29 or more pounds in the process.

### **BROWN NAMED PRESEASON ALL-MWC**

The San Diego State football team was picked to finish eighth in the Mountain West Conference preseason poll of MWC media members and junior wide receiver Vincent Brown became the first Aztec offensive player selected to the all-conference preseason team since 2005, the league announced at its annual media day in Las Vegas, Nev., on July 21.

The Aztecs, who return 17 starters and 46 letterwinners from last season, received 53 points. TCU (207 points) was selected to win the conference title, followed by Brigham Young (190) and defending conference champion Utah (179). All three teams received first-place votes. Air Force (130) was tabbed for fourth place, followed by UNLV (108), Colorado State (107), New Mexico (60), San Diego State and Wyoming (46).

The Aztecs hope that eighth place will continue to be good trend. Last season, Colorado State was selected to finish eighth in the preseason poll, but went on to finish 7-6 and posted a victory in the New Mexico Bowl. That marked the second time in the last five seasons that the preseason poll's eighth-place team posted a winning season and advanced to a bowl game. In 2004, Wyoming went 7-5 and won the Las Vegas Bowl after being plucked for eighth.

Brown was one of 12 players selected to the preseason all-conference offensive team. A native of Rancho Cucamonga, Calif., Brown has played in all 24 games and started 18 consecutive contests since arriving on campus. Last season, Brown led the team with 64 catches for 631 yards receiving. He is 20 yards short of 1,000 yards for his career and needs just five catches to become the 24th player in school history with 100 catches.

Brown becomes the first Aztec offensive player named to the preseason all-conference team since Lynell Hamilton earned the distinction prior to the 2005 campaign. Last year, linebacker Russell Allen earned preseason all-conference accolades en route to posting a 107-tackle season.

### **FOUR AZTECS NAMED TO PHIL STEELE'S MID-SEASON ALL-CONFERENCE TEAM**

Four Aztecs were selected as members of Phil Steele's 2009 mid-season all-Mountain West Conference team. Vincent Brown earned first-team honors, as well as being named to the mid-season All-America fourth-team. Punter Brian Stahovich was also a first-team honoree, while Jerry Milling and B.J. Williams were second-team choices.

Brown (Ranch Cucamonga, Calif.), SDSU's top offensive threat, entered 2009 as the Aztecs' returning leader in catches and receiving yards. Through six games, Brown has picked up where he left off as he currently leads the team with 45 receptions, 778 yards and six touchdowns. Brown, who has 13 career touchdowns, is one shy of entering the Aztec career top 10. Most recently, Brown caught eight passes for 147 yards against No. 18 Brigham Young.

Through six games, Stahovich (Solana Beach, Calif.), a sophomore punter, ranks first in the MWC in punting average. This season, Stahovich has 10 kicks of more than 50 yards, including a pair of season-long 57-yard boots at Air Force. Stahovich finished his day at the Academy with a punting average of 52.5 yards, which ranks fourth all-time in Aztec single-game history.

Milling, a senior linebacker from Palmdale, Calif., became the first SDSU player to log 10-plus tackles in a game this season when he had 12 against Air Force. Milling, who has four career games with 10 or more stops, recently set a career high with his 13 vs. nationally ranked BYU. At the half-way mark of the campaign, Milling has team-best figures in tackles (46) and tackles for loss (5.5).

Williams (Aurora, Colo.), a junior defensive end who was coming off an impressive 2008 season, has started all six games in 2009. Through six games this year, Williams has 21 tackles and 3.5 tackles for loss, including two sacks. He also recorded his third career fumble recovery against UCLA in the season opener.

## ■ SDSU Football in the Polls

	Mountain West	National
Lindy's	6th	No. 86
Phil Steele's	6th	
USA Today Sports Weekly	7th	
MWC Media Poll	8th	
Athlon Sports	8th	No. 102
The Sporting News	8th	
Sports Illustrated	8th	No. 108
Yahoo! Sports & rivals.com	9th	No. 107
CBSSports.com	9th	

### Preseason Watch List (2 players)

Rimington Trophy (nation's top center) Trask Iosefa (1 of 42 players)  
 Manning Award (nation's top quarterback) Ryan Lindley (1 of 38 players)

### Preseason All-Mountain West Conference (14 players)

WR	Vincent Brown (first-team: MWC Media Poll; second-team: Lindy's)
QB	Ryan Lindley (second-team Phil Steele)
WR	Roberto Wallace (second-team Phil Steele)
TE	Matthew Kawulok (second-team Phil Steele)
DE	B.J. Williams (second-team Phil Steele)
LB	Luke Laolagi (second-team Phil Steele)
RB	Atiyah Henderson (third-team Phil Steele)
WR	DeMarco Sampson (third-team Phil Steele)
OG	Ikaika Aken-Moleta (third-team Phil Steele)
DE	Jonathan Soto (third-team Phil Steele)
P	Brian Stahovich (third-team Phil Steele)
LB	Nick Sandford (fourth-team Phil Steele)
CB	Aaron Moore (fourth-team Phil Steele)
K	Lane Yoshida (fourth-team Phil Steele)

### Preseason All-Mountain West Conference Honor Roll

Strongest Arm	Ryan Lindley (Lindy's)
Best Mascot	Monty Montezuma (The Sporting News)
Players to Watch	Ryan Lindley (USA Today Sports Weekly, 1 of 6 players)

"Hoke has the potential to triple last season's win total in his first season if his players improve. New coach Brady Hoke scored well with his coordinator hires, landing former New Mexico coach Rocky Long to run the defense and Al Borges to oversee the offense. Long is well-respected for his defensive strategies, and Borges has twice been a finalist for the Broyles Award, which goes to the nation's top assistant." - *Athlon Sports*

"San Diego State hired one of the hottest coaching candidates around this offseason, snagging Ball State's Brady Hoke after a 12-2 season. Things are going to be much different this fall at San Diego State, a program coming off a 2-10 season. There's a lot of talent at the offensive skill positions and San Diego State has a high number of returning starters. If Rocky Long can work his magic on defense, the MWC's long-sleeping giant may finally awaken." - *Lindys*

"Luckily for Hoke, San Diego State showed progress late last year when the team came up with its best effort of the season and beat UNLV 42-21 to squash the Rebels' postseason eligibility. Hoke will make sure there are no more steps backward. San Diego State will get off to a 2-1 start with wins over Southern Utah and Idaho after losing to UCLA." - *Sporting News College Football*

"Brady Hoke steps into a great situation. Their returning starters are the second most in the MWC and their let-terms lost were the fewest. The coaching staff has great knowledge of the MWC as they bring in defensive coordinator Rocky Long who was the head coach at New Mexico. While the Aztecs won only two games last year they actually make my Most Improved List this year meaning I think they will be bowl eligible in Hoke's first season." - *Phil Steele's College Football Preview*

"San Diego State has plenty of star power -- in its staff. New coach Brady Hoke brought in former Auburn aide Al Borges as offensive coordinator, former New Mexico coach Rocky Long as defensive coordinator and former Browns and Aztecs passer Brian Sipe as QB coach." - *Sports Illustrated*

## ATHLON SPORTS

SDSU MWC Prediction: 8th  
 SDSU National Ranking: No. 102

### Mountain West Conference Rankings

Rk.	Team	National Rank
1.	Utah	21
2.	TCU	28
3.	Brigham Young	33
4.	Air Force	60
5.	Colorado State	70
6.	UNLV	84
7.	New Mexico	87
8.	San Diego State	102

9. Wyoming 105

### SDSU Non-Conference Opponents

Team	National Rank
UCLA	51
Southern Utah	nr
Idaho	118
New Mexico State	117

## LINDY'S

SDSU MWC Prediction: 6th  
 SDSU National Ranking: No. 86

### Mountain West Conference Rankings

Rk.	Team	National Rank
1.	TCU	14
2.	Utah	23
3.	Brigham Young	25
4.	Air Force	77
5.	UNLV	81
6.	San Diego State	86
7.	Colorado State	87
8.	Wyoming	98
9.	New Mexico	99

### SDSU Non-Conference Opponents

Team	National Rank
UCLA	48
Southern Utah	nr
Idaho	117
New Mexico State	111

## MWC MEDIA POLL

SDSU MWC Prediction: 8th

### Mountain West Conference Rankings

Rk.	Team	National Rank
1.	TCU	
2.	Brigham Young	
3.	Utah	
4.	Air Force	
5.	UNLV	
6.	Colorado State	
7.	New Mexico	
8.	San Diego State	
9.	Wyoming	

## PHIL STEELE'S CFP

SDSU MWC Prediction: 6th

### Mountain West Conference Rankings

Rk.	Team	National Rank
1.	Brigham Young	22
2.	TCU	24
3.	Utah	19
4.	UNLV	
5.	Air Force	
6.	San Diego State	
	Colorado State	
8.	Wyoming	
9.	New Mexico	

## SPORTS ILLUSTRATED

SDSU MWC Prediction: 8th  
 SDSU National Ranking: No. 108

### Mountain West Conference Rankings

Rk.	Team	National Rank
1.	TCU	17
	Utah	19
	Brigham Young	22
4.	UNLV	54
5.	Air Force	68
6.	Colorado State	77
7.	Wyoming	104
8.	San Diego State	108
9.	New Mexico	111

### SDSU Non-Conference Opponents

Team	National Rank
UCLA	50
Southern Utah	nr
Idaho	117
New Mexico State	118

## THE SPORTING NEWS

SDSU MWC Prediction: 8th

### Mountain West Conference Rankings

Rk.	Team	National Rank
1.	Utah	
2.	Brigham Young	
3.	TCU	
4.	Air Force	
5.	Colorado State	
6.	UNLV	
7.	New Mexico	

8.	San Diego State	
9.	Wyoming	

## USA TODAY SPORTS WEEKLY

SDSU MWC Prediction: 7th

### Mountain West Conference Rankings

Rk.	Team	National Rank
1.	TCU	
2.	Utah	
3.	Brigham Young	
4.	Air Force	
5.	UNLV	
6.	Colorado State	
7.	San Diego State	
8.	Wyoming	
9.	New Mexico	

## YAHOO! SPORTS/RIVALIS.COM

SDSU MWC Prediction: 9th  
 SDSU National Ranking: No. 107

### Mountain West Conference Rankings

Rk.	Team	National Rank
1.	TCU	21
2.	Utah	23
3.	Brigham Young	29
4.	Air Force	57
5.	Colorado State	74
6.	New Mexico	83
7.	Wyoming	100
8.	UNLV	97
9.	San Diego State	107

### SDSU Non-Conference Opponents

Team	National Rank
UCLA	64
Southern Utah	nr
Idaho	119
New Mexico State	115

**HEAD COACH**

**BRADY HOKE**



Won a national championship as an assistant coach at Michigan in 1997

Delivered the Top 10 list on the Late Show with David Letterman on Dec. 8, 2008

Makes homemade pizza every Thursday night during the season, a tradition that dates back to his days as high school coach in Ohio

**AT SAN DIEGO STATE:**

- ▶ Became San Diego State's 17th head football coach on Dec. 16, 2008.
- ▶ Of the 22 new head coaches in 2009, he is the only one to receive multiple votes for Associated Press coach of the year in 2008.
- ▶ He is one of six current head coaches who also serves as a position coach.

**AT BALL STATE:**

- ▶ Guided Ball State to a 12-1 record and an appearance in the GMAC Bowl in 2008. The Cardinals were
- ▶ One of 10 finalists for the 2008 Liberty Mutual National Coach of the Year award.
- ▶ Was named Mid-American Coach of the Year in 2008 and American Football Coaches Association Football Bowl Subdivision Region 3 Coach of the Year.
- ▶ Served as head coach at Ball State University in Muncie, Ind., for the last six seasons, leading the Cardinals to a pair of bowl game appearances.
- ▶ In his sixth and final year as head coach of the Cardinals, Hoke guided Ball State to its best season in program history, recording a school-record 12 wins and completing an undefeated Mid-American Conference regular-season campaign with an 8-0 mark in 2008.
- ▶ Ball State made its' first-ever appearance in the national polls a year ago, ranking as high as 12th by the Associated Press and 13th in the *USA Today* Coaches poll.
- ▶ Hoke led the Cardinals to back-to-back bowl game appearances (2007-08), the first time the feat has happened in school history. The 2008 team, which also advanced to its first MAC championship contest, earned an invitation to the GMAC Bowl in Alabama in early January.
- ▶ Ball State won its 12 games by an average of 21 points and scored a school-record 476 points, including a program-best 62 touchdowns with Hoke at the helm.
- ▶ A year ago, the Cardinals were 11th in the nation in total offense, averaging just over 450 yards per contest. They were also fifth in sacks allowed (0.92), sixth in passing efficiency (164.4) and first in fewest penalties per game (2.77) through their first 13 games.
- ▶ In 2007, Ball State made its first bowl game appearance in 11 years, earning a bid to the International Bowl in Toronto as MAC co-west division champions. The Cardinals finished with a 7-6 overall record, including a 5-2 mark in conference action, and had four players earn first-team all-league accolades.

**PLAYING EXPERIENCE:**

- ▶ Hoke was a defensive standout for Ball State as a student-athlete, lettering four times from 1977-80, and serving as team captain as a senior.
- ▶ His junior campaign, Hoke posted 95 tackles and as a senior, he had a team-best 150 stops to rank sixth in the MAC and garner second-team all-league honors.
- ▶ As a sophomore, he ranked third on the team in tackles and helped the Cardinals to the 1978 MAC championship with an 8-0 record, the only other time Ball State finished a league campaign undefeated prior to 2008.
- ▶ Hoke earned his bachelor's degree in criminal justice from Ball State in 1982.

**PERSONAL:**

▶ Hoke is married to the former Laura Homberger and the couple has a daughter, Kelly. His brother, Jon, was an assistant coach at San Diego State from 1987-88 under Denny Stolz, and is currently the defensive backs coach with the Chicago Bears.

**■ Brady Hoke Head Coaching Record**

Year	Record	League	Finish	Home	Away	Neutral	Bowl Game
2003	Ball State	4-8	3-5	5th	3-3	1-5	0-0
2004	Ball State	2-9	2-6	6th	2-3	0-6	0-0
2005	Ball State	4-7	4-4	5th	1-3	3-4	0-0
2006	Ball State	5-7	5-3	T-3rd	2-4	3-3	0-0
2007	Ball State	7-6	5-2	T-1st	3-2	4-3	0-1 International Bowl, Rutgers (L, 30-52)
2008	Ball State	12-1	8-0	1st	6-0	6-0	0-1 GMAC Bowl ( <i>Did not coach in bowl game.</i> )
2009	San Diego St.	4-6	2-4		3-3	1-3	0-0
<b>Totals</b>		<b>38-44</b>	<b>29-24</b>		<b>20-18</b>	<b>18-24</b>	<b>0-2</b>



**BRADY HOKE SITUATIONAL RECORD**

<b>Overall</b>	<b>38-44</b>
at San Diego State	4-6
at Ball State	34-38
<b>Home</b>	<b>20-18</b>
San Diego	3-3
Muncie, Ind.	17-15
<b>Road</b>	<b>18-24</b>
at San Diego State	1-3
<b>Neutral</b>	<b>0-2</b>
Scoring 41+ Points	12-0
Scoring 20+ Points	37-25
Allowing 20- Points	25-3
<b>Conference Games</b>	<b>29-24</b>
Home	15-13
MWC Games	2-4
Home	1-3
3-Point or Closer	6-4
7-Point or Closer	12-9



**TOP 10 HIGHLIGHTS OF THE BALL STATE CARDINALS FOOTBALL SEASON**

As delivered by Brady Hoke on the Dec. 8, 2008 edition of the Late Show with David Letterman.

10. Only team in college ball to use kangaroo as long snapper
9. I coached the second half of the Toledo game wearing only a head-set and underpants
8. When O.J. Simpson and some goons showed up and tried to steal our equipment
7. Our players met athletes from around the world when Muncie hosted this year's summer Olympics
6. Defeating the Detroit Lions
5. The loss to Buffalo because it taught us humility and resiliency... I'm kidding, it totally blew
4. The post-game locker room grabass
3. Beat Eastern Michigan, Central Michigan, Western Michigan, Southern Michigan, Southwestern Michigan and Mexican Michigan
2. None of our players shot themselves in the leg
1. The drunk 3 a.m. coaching tips from Letterman



**NEW COACHES IN 2009**

- Gene Chizik, Auburn
  - Rich Ellerson, Army
  - Stan Parrish, Ball State
  - Frank Spaziani, Boston College
  - Dave Clawson, Bowling Green
  - Dabo Swinney, Clemson
  - Ron English, Eastern Michigan
  - Paul Rhodes, Iowa State
  - Bill Snyder, Kansas State
  - Mike Haywood, Miami (Ohio)
  - Dan Mullen, Mississippi State
  - \*Mike Locksley, New Mexico
  - \*DeWayne Walker, New Mexico St.
  - Chip Kelly, Oregon
  - Danny Hope, Purdue
  - Brady Hoke, San Diego State**
  - Doug Marrone, Syracuse
  - Lane Kiffin, Tennessee
  - Tim Beckman, Toledo
  - Gary Andersen, Utah State
  - Steve Sarkisian, Washington
  - \*Dave Christensen, Wyoming
- \* - indicates SDSU 2009 opponent.

**HEAD COACHES WHO ALSO COACH A POSITION**

Stan Parrish, Ball State	QB
Dan Hawkins, Colorado	WR
Doug Martin, Kent State	QB
Chris Ault, Nevada	QB
<b>Brady Hoke, San Diego State</b>	<b>DL</b>
Gary Andersen, Utah State	DT

**2008 ASSOCIATED PRESS COACH OF THE YEAR RESULTS**

Name, Current School
1. Nick Saban, Alabama
2. Mike Leach, Texas Tech
3. Kyle Whittingham, Utah
4. Paul Johnson, Georgia Tech
5. Joe Paterno, Penn State
<b>6. Brady Hoke, San Diego State</b>

**2008 AFCA REGIONAL COACH OF THE YEAR**

Name, Current School
<b>Brady Hoke, San Diego State</b>
Brian Kelly, Cincinnati
Mike Leach, Texas Tech
Houston Nutt, Mississippi
Mike Riley, Oregon State

## > THE AZTEC COACHING STAFF



### Brady Hoke

FIELD

#### Head Coach, 1st Year (Ball State '82)

- ▶ One of 10 finalists for the 2008 Liberty Mutual National Coach of the Year award in his final year at Ball State.
- ▶ Ball State made its' first-ever appearance in the national polls a year ago, ranking as high as 12th by the Associated Press and 13th in the USA Today Coaches poll.
- ▶ Was a defensive standout for Ball State as a student-athlete, lettering four times from '77-80, and serving as team captain as a senior.



### Al Borges

FIELD

#### Off. Coordinator, 1st Year (Chico St. '81)

- ▶ Al Borges has 22 years of service as an offensive coordinator at the NCAA level.
- ▶ Borges helped Auburn compile a four-year record of 41-9 and post a 2-1 record in bowl games. He was tabbed the Offensive Coordinator of the Year by Rivals.com in 2005.
- ▶ While at UCLA from 1996-2000, Borges was twice a finalist for the Frank Boyles Assistant Coach of the Year award.



### Rocky Long

FIELD

#### Def. Coordinator, 1st Year (New Mexico '74)

- ▶ Came to SDSU in December of 2008, after serving as head coach at New Mexico for the last 11 years.
- ▶ Amassed the most victories of any Mountain West Conference head coach in the league's history. Was tabbed the league's coach of the year in 2002.
- ▶ While at New Mexico, he coached 12 players selected in the NFL Draft, 10 players who earned All-America honors since 2001 and had a MWC-high 34 first-team all-conference selections since 2003.



### Jeff Hecklinski

FIELD

#### Asst. HC/RBs, 1st Year (W. Illinois '97)

- ▶ The Western Illinois graduate joined Aztec head coach Brady Hoke at Ball State in 2004 as the team's receivers coach, before taking on added duties with recruiting in 2008.
- ▶ Before moving to Ball State, was the quarterbacks coach and passing game coordinator at Arizona in 2003.
- ▶ Standout quarterback at Western Illinois, throwing for over 5,980 yards to rank second in the school's career record book.



### Dan Ferrigno

FIELD

#### TEs/Special Teams, 1st Year (SF St. '77)

- ▶ Has spent 22 seasons as an assistant coach in the Pac-10 Conference at Cal, Oregon, Oregon State and USC.
- ▶ Most recently, returned to Cal for his third stint in Berkeley to coach the Golden Bear wide receivers in '06-07.
- ▶ Was on staff with Brady Hoke and Rocky Long at Oregon State. Spent nine seasons with the Beavers, tutoring the running backs, defensive backs, linebackers and special teams.



### Darrell Funk

FIELD

#### Offensive Line, 1st Year (CSU '88, Illinois '90)

- ▶ A graduate of CSU and former assistant at his alma mater from '03-07, will coach the Aztecs' offensive line after spending last year as Ball State's offensive line coach.
- ▶ The Fort Collins, Colo., native spent five seasons at CSU under head coach Sonny Lubick.
- ▶ Three-year starter at CSU from '83-86, playing on both the offensive and defensive line and at tight end.



### LeCharls McDaniel

FIELD

#### Wide Receivers, 9th Year (Cal Poly '81)

- ▶ In his third stint at SDSU, having coached the wide receivers (2002 and 2006), running backs (2005) and secondary/special teams ('94-96).
- ▶ Has also coached at Oregon State (STs/TEs), Cal (STs), Washington Redskins (STs), Phoenix Cardinals (WRs), Cal Poly (Sec/STs), San Diego Chargers (Asst. STs) and Hartnell College (Sec).
- ▶ Honorable mention All-American as a senior cornerback in 1980.



### Brian Sipe

BOX

#### Quarterbacks, 1st Year (San Diego State)

- ▶ Played for legendary SDSU coach Don Coryell and was the Aztecs' leading passer in '70 and '71. In '70, he directed SDSU to a 9-2 record as the Aztecs spent eight weeks ranked among the nation's top 20.
- ▶ As a junior, he was an honorable mention All-American by the AP after throwing for 2,618 yards and 23 TDs.
- ▶ In 1980, he earned league MVP honors and was named first-team all-pro, leading the Browns to an 11-5 record.



### Mark Smith

BOX

#### LBs, 1st Year (Purdue '79, Bowling Green '83)

- ▶ Spent the last six seasons as Brady Hoke's defensive coordinator and linebackers coach at Ball State.
- ▶ Has been a defensive coordinator on the collegiate level for 10 years overall.
- ▶ Before moving to Muncie, Smith was an assistant coach at Indiana State for 15 years, including the last two as defensive coordinator of the Sycamores, where he helped tutor six All-Americans including NFL Draft pick Dan Brandenburg.



### Tony White

BOX

#### Cornerbacks, 1st Year (UCLA '02)

- ▶ He comes to San Diego State after spending 2008 alongside current Aztec defensive coordinator Rocky Long at New Mexico. White was in charge of the Lobos' linebackers.
- ▶ Last season, White coached two honorable mention all-conference linebackers in Zach Arnett and Herbert Felder.
- ▶ Was a three-year starter and four-year letterman at outside linebacker for UCLA from 1997-2000.

## OFFENSIVE DEPTH CHART

						SGP	GSCGP	GS	
<b>WIDE RECEIVER (X)</b>									
4	Dominique Sandifer	6-0	180	Fr.-RS	Gardena, Calif.	8	3	8	3
19	Jon Toledo	6-3	215	Sr.-2L	Encinitas, Calif.	10	0	26	0
<b>LEFT TACKLE (LT)</b>									
60	Tommie Draheim	6-4	290	So.-SQ	Lakeside, Calif.	7	5	7	5
74	Mike Matamua	6-4	290	So.-SQ	Kapolei, Hawaii	10	8	10	8
<b>LEFT GUARD (LG)</b>									
67	Ikaika Aken-Moleta	6-2	295	Sr.-1L	Kapolei, Hawaii	8	6	24	18
69	Erik Quinones	6-3	290	Fr.-RS	Canyon Lake, Calif.	5	2	5	2
<b>CENTER (C)</b>									
50	Trask Iosefa	6-0	290	Jr.-2L	Ewa Beach, Hawaii	10	10	34	34
77	Damian Shankle	6-2	295	Sr.-SQ	Laguna Niguel, Calif.	1	0	6	0
<b>RIGHT GUARD (RG)</b>									
68	Nik Embernate	6-4	290	Fr.-HS	Yucaipa, Calif.	6	6	6	6
53	Emilio Rivera	6-4	295	So.-1L	Sylmar, Calif.	8	0	20	2
<b>RIGHT TACKLE (RT)</b>									
62	Peter Nelson	6-5	295	Sr.-2L	St. Charles, Ill.	10	10	35	24
74	Mike Matamua	6-4	290	So.-SQ	Kapolei, Hawaii	10	8	10	8
<b>TIGHT END (Y)</b>									
7	Alston Umuolo	6-4	245	Jr.-2L	Phoenix, Ariz.	10	9	31	11
85	D.J. Shields	6-4	240	Fr.-RS	Bonita, Calif.	10	1	10	1
<b>WIDE RECEIVER (Z)</b>									
1	DeMarco Sampson	6-2	210	Sr.-2L	Chula Vista, Calif.	10	10	33	10
18	Roberto Wallace	6-4	225	Sr.-2L	Oceanside, Calif.	10	2	30	12
<b>QUARTERBACK (QB)</b>									
14	Ryan Lindley	6-3	205	So.-1L	Alpine, Calif.	10	10	21	21
9	Drew Westling	6-2	210	Sr.-1L	Mission Viejo, Calif.	2	0	6	1
<b>FULLBACK (FB)/TIGHT END (U)</b>									
27	Willie Watters	6-2	225	Sr.-SQ	Englewood, Colo.	6	4	7	4
85	D.J. Shields	6-4	240	Fr.-RS	Bonita, Calif.	10	1	10	1
<b>HALFBACK (HB)</b>									
23	Brandon Sullivan	5-10	215	Jr.-2L	Poway, Calif.	8	4	27	11
31	Walter Kazee	5-9	175	Fr.-HS	San Bernardino, Calif.	9	4	9	4
30	Davon Brown	5-9	180	Jr.-2L	Torrance, Calif.	10	0	24	0
<b>LEFT END (LDE)</b>									
90	B.J. Williams	6-3	240	Jr.-2L	Aurora, Colo.	10	10	33	29
40	Zachary Shapiro	6-2	230	Sr.-1L	Claremont, Calif.	10	0	17	0
<b>TACKLE (DT)</b>									
99	Ernie Lawson	6-3	270	Jr.-2L	Vallejo, Calif.	10	10	28	15
94	Jerome Long	6-5	265	So.-1L	Los Osos, Calif.	10	0	21	7
<b>RIGHT END (RDE)</b>									
47	Jacob Tauanuu	6-1	240	Jr.-RS	San Diego, Calif.	10	9	10	9
56	Jonathan Soto	6-3	260	Sr.-3L	West Covina, Calif.	9	1	43	21
<b>LINEBACKER (LB)</b>									
34	Jerry Milling	5-10	215	Sr.-1L	Palmdale, Calif.	10	10	28	12
16	Bryan Finkel	6-2	220	Sr.-SQ	South Tahoe, Calif.	9	0	12	0
<b>MIKE LINEBACKER (MLB)</b>									
35	Luke Laolagi	6-1	225	Sr.-3L	Reseda, Calif.	10	10	44	34
52	Marcus Yarbrough	6-2	235	Jr.-2L	San Diego, Calif.	10	0	31	1
<b>LINEBACKER (LB)</b>									
9	Miles Burris	6-2	235	So.-1L	Granite Bay, Calif.	10	10	22	10
22	Andrew Preston	6-1	215	Jr.-2L	Centennial, Colo.	10	0	33	20
<b>LEFT CORNERBACK (LCB)</b>									
15	Jose Perez	6-1	180	Jr.-1L	Oceanside, Calif.	10	9	20	11
20	Leon McFadden	5-10	165	Fr.-HS	Bellflower, Calif.	9	6	9	6
<b>WARRIOR (W)</b>									
24	Kwincy Edwards	5-11	175	Sr.-1L	Palmdale, Calif.	9	5	18	5
5	Dey Juan Hemmings	5-11	190	Jr.-2L	San Bernardino, Calif.	9	8	33	8
<b>AZTEC (A)</b>									
42	Nick Sandford	6-2	210	Sr.-3L	Orange, Calif.	10	9	37	16
11	Martrell Fantroy	6-1	215	Jr.-1L	Las Vegas, Nev.	7	0	19	0
<b>WARRIOR (W)</b>									
13	Brandon Davis	6-2	185	So.-1L	Oakland, Calif.	9	8	20	8
32	Vince Camarda	6-2	195	So.-SQ	San Diego, Calif.	9	0	9	0
<b>RIGHT CORNERBACK (RCB)</b>									
2	Davion Mauldin	5-10	165	Sr.-1L	Compton, Calif.	7	5	16	6
7	Larry Parker	5-11	175	So.-TR	San Diego, Calif.	10	0	10	0

## SPECIALISTS

<b>PLACEKICKER (PK)</b>				
88	Lane Yoshida	5-10	190	Sr.-1L
<b>KICKOFFS (KO)</b>				
88	Lane Yoshida	5-10	190	Sr.-1L
<b>PUNTER (P)</b>				
14	Brian Stahovich	6-0	175	So.-1L
<b>KICKOFF RETURN (KOR)</b>				
2	Davion Mauldin	5-10	165	Sr.-1L
30	Davon Brown	5-9	180	Jr.-2L
<b>PUNT RETURN (PR)</b>				
2	Preston King	5-10	175	Fr.-HS
3	Mekell Wesley	5-10	180	Sr.-3L
<b>LONG SNAPPER (LS)</b>				
58	Aaron Brewer	6-5	215	So.-1L
<b>HOLDER (H)</b>				
17	Doug Deakin	6-0	180	Jr.-SQ

## COACHING STAFF

Brady Hoke, head coach	Field
Al Borges, offensive coordinator	Field
Rocky Long, defensive coordinator	Field
Jeff Hecklinski, asst. HC/RBs/RC	Field
Dan Ferrigno, tight ends/special teams	Field
Darrell Funk, offensive line	Field
LeCharles McDaniel, wide receivers	Field
Brian Sipe, quarterbacks	Box
Mark Smith, linebackers	Box
Tony White, cornerbacks	Box
Chase Thurston, defense GA	Field
Brad Wilson, offense GA	Box

## Pronunciation Guide

Ikaika Aken-Moleta	ee-KYE-kuh A-kin MOW-let-uh
J.J. Autele	all-tell-EE
Nat Berhe	nat bur-HEY
Davon Brown	duh-VAUGHN
Vincent Camarda	cuh-MARD-uh
Doug Deakin	DEE-kin
Tony DeMartinis	dee-mar-TEE-niss
Tommie Draheim	DRAY-hime
Martrell Fantroy	MAR-trell fant-ROY
Chris Gordert	GORE-dert
Leo Grassilli	gruh-SILL-ee
Andy/Robert Gregorio	greh-gore-EE-o
Atiyah Henderson	uh-TEE-uh
Trask Iosefa	ee-o-SEF-uh
Matthew Kawulok	kuh-WALL-uk
Walter Kazee	KAY-zee
Luke Laolagi	Lao (Like now)-long-EE
Mike Matamua	mah-tah-MOO-uh
Davion Mauldin	dave-EE-on
Eron Moses	Aaron
Erik Quinones	KEEN-own-is
Tom Rische	rish-EE
DeMarco Sampson	duh-mark-O
Brian Stahovich	stuh-HOV-itch
Khalid Stevens	kuh-LEAD
Jacob Tauanuu	TAU-ah-new-OOH
Nick Tenhaeff	tin-OFF
Alston Umuolo	ALL-stun OO-MOO-o-low
Mekell Wesley	MUH-kell
Marcus Yarbrough	yar-BRO



## > SDSU SITUATIONAL RECORD

	<u>2003</u>	<u>2004</u>	<u>2005</u>	<u>2006</u>	<u>2007</u>	<u>2008</u>	<u>2009</u>
<b>OVERALL</b>	6-6	4-7	5-7	3-9	4-8	2-10	4-6
SCORING - first to score	6-4	4-2	5-4	3-2	3-3	1-3	1-1
LEADING - after one quarter	5-2	2-0	3-1	1-3	3-1	1-1	1-2
LEADING - at halftime	5-1	3-2	4-1	3-2	3-1	2-2	3-1
LEADING - after three quarters	6-0	4-0	4-1	3-1	2-1	2-1	2-1
<b>OFFENSE</b>							
SCORING - 30 or more points	2-1	2-0	4-1	0-0	3-1	2-1	3-0
SCORING - 24 or more points	4-1	3-1	5-3	0-2	3-2	2-2	3-2
TOTAL OFFENSE - 500-plus yards	1-0	1-0	2-1	0-0	1-1	1-0	1-0
TOTAL OFFENSE - 400-plus yards	1-0	3-2	3-3	0-1	1-2	2-0	2-0
TOTAL OFFENSE - rush and pass for 200-plus yards	1-0	2-0	3-0	0-0	0-0	0-0	0-0
PASSING - 300-plus yards	0-2	0-0	1-1	0-1	1-3	2-2	1-1
PASSING - 200-plus yards	3-4	3-6	3-4	0-3	3-5	2-4	3-5
RUSHING - 200-plus yards	2-0	2-0	3-0	0-1	0-0	0-1	0-0
FIRST DOWNS - 20-plus	3-3	3-4	3-4	0-3	1-3	2-2	2-2
3RD DOWN CONVERSION - 50 percent or better	2-0	0-0	2-2	0-1	1-1	1-1	2-2
TURNOVERS - two or fewer	6-2	2-3	5-2	1-4	3-7	2-6	4-3
FIELD POSITION - 30 or better	5-2	3-3	1-3	1-1	1-3	2-2	3-1
FIELD POSITION - 25 or better	5-4	4-5	5-4	0-5	3-8	2-6	4-4
PLAY CALL - 50 percent or more rushing	6-0	3-0	5-3	2-5	1-1	0-1	2-1
<b>DEFENSE</b>							
SCORING - allow 24 points or less	6-3	3-4	5-2	3-2	3-2	2-1	3-0
SCORING - allow 17 points or less	6-2	2-0	2-1	3-2	1-0	1-0	1-0
TOTAL OFFENSE - opponent has 300 yards or less	6-1	1-3	1-1	2-2	1-0	0-0	2-1
PASSING - opponent has 150 yards or less	5-2	1-2	1-2	1-4	0-1	0-2	1-1
RUSHING - opponent has 100 yards or less	2-1	3-2	2-0	1-1	2-0	1-0	1-0
FIRST DOWNS - opponent has 15 or less	3-3	0-2	2-1	0-4	0-0	0-0	1-1
3RD DOWN CONVERSION - opponent 33 percent or less	3-4	2-2	3-1	0-2	2-2	0-2	2-0
TURNOVERS - opponent has three or more	2-2	3-1	3-2	0-1	1-1	2-1	2-1
FIELD POSITION - opponent 25 or less	2-1	1-0	1-0	0-0	1-2	0-2	1-0
FIELD POSITION - opponent 20 or less	0-0	0-0	0-0	0-0	0-0	0-0	0-0
DEFENSIVE SCORE - defense scores points	2-1	1-2	2-1	0-0	1-1	1-1	2-0
<b>COMPARISON</b>							
RUSHING YARDS - SDSU has more	5-1	3-1	4-0	1-3	2-1	1-2	2-0
RETURN YARDS - SDSU has more	1-1	1-4	0-2	0-1	2-3	1-7	0-2
TURNOVER - SDSU commits fewer	4-1	3-1	4-1	1-1	3-1	2-1	3-0
TIME OF POSSESSION - advantage	3-3	3-1	3-1	0-4	1-2	1-0	2-0
FIRST DOWNS and POSSESSION TIME - SDSU advantage	3-2	2-1	2-1	0-2	1-0	1-0	2-0
AVERAGE FIELD POSITION - SDSU advantage	4-0	3-1	2-2	1-0	1-4	1-3	3-0
AVG. FIELD POSITION and TURNOVERS - SDSU advantage	4-0	2-1	1-0	0-0	1-1	1-0	2-0
SPECIAL TEAMS SCORE - SDSU scores off special teams	0-0	0-0	0-1	1-1	1-0	0-1	0-0
<b>INDIVIDUAL</b>							
RUSHER - 100-yard	5-1	3-2	3-1	1-1	0-0	1-1	2-1
PASSER - 300-yard	0-1	0-0	0-1	0-0	1-2	2-2	1-0
RECEIVER - 100-yard	1-1	1-3	3-1	0-1	2-3	2-0	2-4
RUSHER 100-yard and PASSER 300-yard	0-0	0-0	1-1	0-0	0-1	1-0	0-0

## > THE LAST TIME SDSU...

### Team

#### RUSHING

Had 400 or more yards	.430, vs. Pacific, W - 55-34, Nov. 14, 1991
Had 300 or more yards	.356, vs. Eastern Illinois, W - 40-7, Oct. 6, 2001
Had 70 or more attempts	.71, vs. Texas-El Paso, W - 42-20, Nov. 17, 1979
Had 60 or more attempts	.67, at Texas-El Paso, W - 28-7, Nov. 15, 1980
Had 50 or more attempts	.55, vs. Brigham Young, W - 31-10, Oct. 1, 2005
Had seven or more rushing TDs	.7, vs. Pacific, W - 55-34, Sept. 14, 1991
Had six or more rushing TDs	.6, at Hawai'i, W - 47-21, Oct. 5, 1991
Had five or more rushing TDs	.5, at New Mexico, W - 48-42, Oct. 19, 1996
Had four or more rushing TDs	.4, vs. Brigham Young, W - 31-10, Oct. 1, 2005

#### PASSING

Had 500 or more yards	.507, at Hawai'i, L - 40-41, Dec. 7, 2002
Had 400 or more yards	.459, at Colorado State, W - 42-28, Oct. 24, 2009
Had 300 or more yards	.459, at Colorado State, W - 42-28, Oct. 24, 2009
Had 50 or more pass attempts	.50, vs. UNLV, W - 42-21, Nov. 22, 2008
Had 40 or more pass attempts	.43, at Colorado State, W - 42-28, Oct. 24, 2009
Had 30 or more pass attempts	.37, vs. TCU, L - 55-12, Nov. 7, 2009
Had 30 or more completions	.35, vs. UNLV, W - 42-21, Nov. 22, 2008
Had 25 or more completions	.29, at Colorado State, W - 42-28, Oct. 24, 2009
Had 20 or more completions	.22, vs. New Mexico, W - 23-20, Oct. 31, 2009
Had six touchdowns passing	.6, at Colorado State, W - 42-28, Oct. 24, 2009
Had five touchdowns passing	.6, at Colorado State, W - 42-28, Oct. 24, 2009
Had four touchdowns passing	.6, at Colorado State, W - 42-28, Oct. 24, 2009
Had three touchdowns passing	.3, vs. New Mexico, W - 23-20, Oct. 31, 2009

#### TOTAL OFFENSE

Had 600 or more yards of total offense	.603, vs. Idaho, W - 45-17, Sept. 27, 2008
Had 500 or more yards of total offense	.531, at Colorado State, W - 42-28, Oct. 24, 2009
Had 400 or more yards of total offense	.531, at Colorado State, W - 42-28, Oct. 24, 2009
Had 85 or more offensive plays	.88, at Hawai'i, L - 38-49, Dec. 3, 2005
Had 75 or more offensive plays	.75, at Colorado State, W - 42-28, Oct. 24, 2009

#### SCORING

Scored 60 or more points	.66, vs. Utah, W - 66-14, Nov. 3, 1990
Scored 50 or more points	.52, vs. Portland State, W - 52-17, Sept. 22, 2007
Scored 40 or more points	.42, at Colorado State, W - 42-28, Oct. 24, 2009
Scored 30 or more points	.42, at Colorado State, W - 42-28, Oct. 24, 2009

#### VARIOUS

Was not penalized	.0, at San Jose State, T - 27-27, Nov. 3, 1973
Did not commit a turnover	.0, at Colorado State, W - 42-28, Oct. 24, 2009
Had 30 or more first downs	.31, at Hawai'i, L - 38-49, Dec. 3, 2005
Had 25 or more first downs	.25, at Colorado State, W - 42-28, Oct. 24, 2009
Had 20 or more first downs	.21, vs. Wyoming, L - 27-30, Nov. 14, 2009
Had 35 minutes of possession time	.35:18, at Colorado State, W - 42-28, Oct. 24, 2009

#### DEFENSE

Held opponent to 50 or fewer rushing yards	.33, vs. UNLV, W - 42-21, Nov. 22, 2008
Held opponent to 100 or fewer passing yards	.51, at Air Force, L - 14-26, Sept. 26, 2009
Held opponent to 300 or fewer total yards	.234, vs. New Mexico State, W - 34-17, Oct. 3, 2009
Held opponent to 200 or fewer total yards	.196, vs. Colorado State, L - 17-21, Oct. 16, 2004
Recorded six or more takeaways	.6, at Texas-El Paso, W - 34-0, Sept. 13, 2003
Recorded five or more takeaways	.6, at Texas-El Paso, W - 34-0, Sept. 13, 2003
Intercepted five or more passes	.6, vs. Wyoming, W - 38-16, Nov. 17, 2001
Intercepted four or more passes	.4, vs. UTEP, L, 27-34, Aug. 31, 2006
Intercepted three or more passes	.3, vs. Southern Utah, W - 35-19, Sept. 12, 2009
Recovered four fumbles	.4, at UCLA, L - 10-20, Sept. 27, 2003
Recovered three fumbles	.3, at Hawai'i, L - 38-49, Dec. 3, 2005
Scored a safety	.0, vs. New Mexico, W - 23-20, Oct. 31, 2009 (special teams)
Scored a touchdown	.0, vs. New Mexico State, W - 34-17, Oct. 3, 2009
Recorded 10 tackles for loss	.12.0, at UCLA, L - 14-33, Sept. 5, 2009
Recorded five sacks	.6, vs. Colorado State, L - 17-21, Oct. 16, 2004

## > THE LAST TIME SDSU... (CONT.)

### Individual

#### RUSHING

Had 300 or more yards	.300, by Marshall Faulk vs. Hawai'i, W - 52-28, Nov. 14, 1992
Had 200 or more yards	.218, by Lynell Hamilton vs. Wyoming, W - 25-20, Oct. 25, 2003
Had 175 or more yards	.177, by Atiyah Henderson vs. Colorado State, L - 34-38, Oct. 25, 2008
Had 150 or more yards	.177, by Atiyah Henderson vs. Colorado State, L - 34-38, Oct. 25, 2008
Had 125 or more yards	.177, by Atiyah Henderson vs. Colorado State, L - 34-38, Oct. 25, 2008
Had 100 or more yards	.105, by Brandon Sullivan vs. Wyoming, L - 27-30, Nov. 14, 2009
Carried 40 or more times	.40, by Lynell Hamilton vs. Wyoming, W - 25-20, Oct. 25, 2003
Carried 35 or more times	.40, by Lynell Hamilton vs. Wyoming, W - 25-20, Oct. 25, 2003
Carried 30 or more times	.30, by Lynell Hamilton vs. Brigham Young, W - 31-10, Oct. 1, 2005
Carried 25 or more times	.25, by Atiyah Henderson vs. Colorado State, L - 34-38, Oct. 25, 2008
Rushed for four or more touchdowns	.4, by Larry Ned vs. Wyoming, W - 38-16, Nov. 17, 2001
Rushed for three or more touchdowns	.3, by Kevin O'Connell at Colorado State, W - 24-20, Oct. 6, 2007
Rushed for two or more touchdowns	.2, by Atiyah Henderson vs. Colorado State, L - 34-38, Oct. 25, 2008
Had a run of 80 yards or more	.92, by Chris Hardy vs. Texas-El Paso, W 34-6, Nov. 16, 1985
Had a run of 70 yards or more	.72, by Atiyah Henderson vs. Colorado State, L - 34-38, Oct. 25, 2008
Had a run of 60 yards or more	.72, by Atiyah Henderson vs. Colorado State, L - 34-38, Oct. 25, 2008
Had a run of 50 yards or more	.72, by Atiyah Henderson vs. Colorado State, L - 34-38, Oct. 25, 2008

#### PASSING

Had 500 or more yards	.506, Adam Hall at Idaho, L, 38-48, Sept. 21, 2002
Had 400 or more yards	.459, Ryan Lindley at Colorado State, W - 42-28, Oct. 24, 2009
Had 300 or more yards	.459, Ryan Lindley at Colorado State, W - 42-28, Oct. 24, 2009
Attempted 50 or more passes	.50, Ryan Lindley vs. UNLV, W - 42-21, Nov. 22, 2008
Attempted 40 or more passes	.43, Ryan Lindley at Colorado State, W - 42-28, Oct. 24, 2009
Attempted 30 or more passes	.34, Ryan Lindley vs. TCU, L - 55-12, Nov. 7, 2009
Completed 40 or more passes	.40, Todd Santos vs. Stanford, L 40-44, Oct. 17, 1987
Completed 35 or more passes	.35, Ryan Lindley vs. UNLV, W - 42-21, Nov. 22, 2008
Completed 30 or more passes	.35, Ryan Lindley vs. UNLV, W - 42-21, Nov. 22, 2008
Threw six touchdown passes	.6, Ryan Lindley at Colorado State, W - 42-28, Oct. 24, 2009
Threw five touchdown passes	.6, Ryan Lindley at Colorado State, W - 42-28, Oct. 24, 2009
Threw four touchdown passes	.6, Ryan Lindley at Colorado State, W - 42-28, Oct. 24, 2009
Threw three touchdown passes	.3, Ryan Lindley vs. New Mexico, W - 23-20, Oct. 31, 2009
Completed a pass of 80 yards or more	.97, Chaz Schilens from Kevin O'Connell vs. TCU, L - 33-45, Nov. 24, 2007
Completed a pass of 70 yards or more	.78, Vincent Brown from Ryan Lindley at UCLA, L - 14-33, Sept. 5, 2009
Completed a pass of 60 yards or more	.60, Alston Umuolo from Ryan Lindley at Colorado State, W - 42-28, Oct. 24, 2009
Completed a pass of 50 yards or more	.60, Alston Umuolo from Ryan Lindley at Colorado State, W - 42-28, Oct. 24, 2009

#### RECEIVING

Caught 15 or more passes	.15, DeMarco Sampson at Colorado State, W - 42-28, Oct. 24, 2009
Caught 10 or more passes	.15, DeMarco Sampson at Colorado State, W - 42-28, Oct. 24, 2009
Had 200 or more yards receiving	.257, DeMarco Sampson at Colorado State, W - 42-28, Oct. 24, 2009
Had 175 or more yards receiving	.257, DeMarco Sampson at Colorado State, W - 42-28, Oct. 24, 2009
Had 150 or more yards receiving	.257, DeMarco Sampson at Colorado State, W - 42-28, Oct. 24, 2009
Had 100 or more yards receiving	.257, DeMarco Sampson at Colorado State, W - 42-28, Oct. 24, 2009
Had two 100-yard receivers	.183, Vincent Brown and 109, Mekell Wesley vs. Idaho, W - 45-17, Sept. 27, 2008
Caught three or more TDs	.3, DeMarco Sampson at Colorado State, W - 42-28, Oct. 24, 2009; Vincent Brown vs. Idaho, W - 45-17, Sept. 27, 2008
Caught two or more TDs	.2, DeMarco Sampson vs. New Mexico, W - 23-20, Oct. 31, 2009

#### TOTAL OFFENSE

Had 500 or more yards total offense	.506, Adam Hall, at Idaho, Sept. 21, 2002
Had 400 or more yards total offense	.450, Ryan Lindley at Colorado State, W - 42-28, Oct. 24, 2009
Had 100 yards both passing and rushing	.229 (passing), 101 (rushing), Kevin O'Connell at Brigham Young, L, 16-49, Nov. 6, 2004

#### SCORING

Accounted for four or more TDs	.6, Ryan Lindley at Colorado State, W - 42-28, Oct. 24, 2009
Accounted for three or more TDs	.3, Ryan Lindley vs. New Mexico, W - 23-20, Oct. 31, 2009

#### DEFENSE

Intercepted two or more passes	.2, Donny Baker vs. UTEP, L - 27-34, Aug. 31, 2006
Recovered three or more fumbles	.Never
Recovered two or more fumbles	.2, Kirk Morrison at New Mexico, Nov. 9, 2002
Returned a fumble for a touchdown	.1, Dey Juan Hemmings vs. New Mexico State, W - 34-17, Oct. 3, 2009
Recorded 15 or more tackles	.21, Corey Boudreaux and 18, Andrew Preston, vs. Air Force, L- 10-35, Oct. 11, 2008

> THE LAST TIME SDSU...

SPECIAL TEAMS

Scored 15 or more points kicking .....	.16, Tommy Kirovski at Hawaii, L - 40-41, Dec. 7, 2002
Scored 10 or more points kicking .....	.10, Lane Yoshida vs. Colorado State, L - 34-38, Oct. 25, 2008
Kicked five or more field goals .....	Never
Kicked four or more field goals .....	.4, J.C. Mejia vs. Wyoming, W - 25-20, Oct. 25, 2003
Kicked two field goals of 50 or more yards .....	.51 and 50, Chris O'Brien vs. New Mexico, Nov. 17, 1984
Kicked one field goal of more than 50 yards .....	.51, J.C. Mejia at Colorado St., L - 6-21, Nov. 15, 2003
Kicked a 50-yard field goal .....	.50, Garrett Palmer at Arizona State, L - 13-34, Sept. 15, 2007
Kicked a punt 70 or more yards .....	.75, Michael Hughes vs. Wyoming, W - 27-24, Nov. 3, 2007
Kicked a punt 60 or more yards .....	.65, Brian Stahohvich at San Jose State, L - 10-35, Sept. 13, 2008
Punted nine or more times .....	.10, Brian Stahohvich at TCU, L - 7-41, Oct. 4, 2008
Totaled 100 or more kick return yards .....	.184, Davion Mauldin vs. TCU, L - 55-12, Nov. 7, 2009
Totaled 100 or more punt return yards .....	.107, Kyle Conerly vs. UNLV, W, 31-21, Oct. 26, 2002

# GAME 1

Sept. 5 • The Rose Bowl (55,761)

## at UCLA

PASADENA, Calif. – The San Diego State football team scored on its first two possessions, but was unable to find the end zone the rest of the way, as the Aztecs dropped a 33-14 decision to host UCLA at the Rose Bowl in Brady Hoke's first game as head coach.

SDSU got on the board quickly, putting together an impressive 14-play, 69-yard drive that ended with a four-yard touchdown pass from Ryan Lindley to full back/tight end Matthew Kawulok to put the visitors ahead 7-0.

After UCLA responded with a 49-yard Kai Forbath field goal, the Aztecs once again found the end zone as Lindley unloaded a career-long 78-yard touchdown strike to Vincent Brown on a third-down play from his own 22-yard line.

San Diego State did not have much time to celebrate, as Bruin Terrence Austin returned the ensuing kickoff 47 yards to the Aztec 12-yard line. UCLA scored on the very next play to cut its deficit to 14-10.

Following a punt by both sides, the Aztecs tried a flea-flicker on their first offensive play of the second quarter, but Lindley's throw was intercepted by Rahim Moore at the UCLA 43-yard line and returned all the way to the SDSU 35.

The Aztecs defense held strong, however, as defensive end B.J. Williams recovered a Kevin Prince fumble at the SDSU 11-yard line.

The Bruins would once again take advantage of good field position, finally taking the lead at 16-14 on a 29-yard touchdown run by Derrick Coleman with 5:33 remaining until halftime. UCLA tacked on another TD before heading into the locker room up, 23-14.

After the break, the Aztec offense struggled to find its rhythm, as the team was forced to punt on its first three drives of the second half.

Now trailing 26-14 following another UCLA field goal, SDSU looked to be in good shape for a breakthrough, as senior linebacker Luke Laolagi intercepted a Prince pass and returned it to the Bruin 23-yard line.

After a five-yard gain on first down and two consecutive incomplete passes, Hoke sent on the Aztec field-goal unit for a 35-yard try, but the kick was blocked and UCLA Alterraun Verner scooped up the loose ball and rumbled 70 yards for the touchdown and the 33-14 advantage.

Neither team was stellar in the final quarter, combining for three interceptions, as UCLA won its 21st game in the two schools' 22 all-time meetings.

Aztec wideout Vincent Brown caught five passes for 139 yards and a touchdown to become the 24th player in school history to reach the 1,000-yard mark in career receiving yards. Lindley completed 18 of his 45 pass attempts for 238 yards and two TDs, but also threw three interceptions, including on each of the team's final possessions of the game.

Defensively, the Aztecs broke in their new 3-3-5 scheme by holding the Bruins to 359 yards of total offense with five UCLA drives starting in SDSU territory.

Prince completed 18 of his 29 passes for 176 yards and a TD, while wideout Taylor Embree had six catches for 97 yards to lead the Bruins.

	1	2	3	4	Total
San Diego State	14	0	0	0	- 14
UCLA	10	13	10	0	- 33

SD – Kawulok 4-yd pass from Lindley (Yoshida kick) – 14 plays, 69 yards, 5:27 (9:28, 1st)  
 UCLA – Forbath 49-yd FG – 9 plays, 49 yards, 4:45 (4:43, 1st)  
 SD – Brown 78-yd pass from Lindley (Yoshida kick) – 3 plays, 78 yards, 1:39 (3:00, 1st)  
 UCLA – Franklin 12-yd run (Forbath kick) – 1 plays, 12 yards, 0:05 (2:44, 1st)  
 UCLA – Coleman 29-yd run (Forbath kick) – 2 plays, 41 yards, 0:37 (5:33, 2nd)  
 UCLA – Austin 6-yd pass from Prince (Forbath kick) – 6 plays, 80 yards, 3:22 (1:42, 2nd)  
 UCLA – Forbath 50-yd FG – 5 plays, 8 yards, 2:02 (4:27, 3rd)  
 UCLA – Verner 70-yd blocked FG return (Forbath kick) (0:37, 3rd)

**INDIVIDUAL STATS**

**Rushing (Atts.-Yards-TDs):** SDSU: Sullivan 9-25; W. Kazee 2-13; Miller 7-1. UCLA: Coleman 4-69-1; Knox 8-45; Franklin 12-43-1; Thigpen 6-4; Prince 7-(-15).

**Passing (Att.-Comp.-Int., Yards, TDs):** SDSU: Lindley 45-18-3, 238, 2. UCLA: Prince 29-18-2, 176, 1; Brehaut 2-2-0, 39, 0.

**Receiving (No.-Yards-TDs):** SDSU: Brown 5-139-1; Sampson 4-39; Wallace 3-29; Umuolo 2-14; Kazee 2-9; Kawulok 1-4-1; Sullivan 1-4. UCLA: Embree 6-97; Austin 6-37-1; Rosario 2-40; Moya 2-13; Moline 1-13; Theriot 1-9; Paulsen 1-5; Harkey 1-1.

TEAM STATS	SDSU	UCLA
First Downs	11	19
Rushes-Yards	18-39	38-144
Passing Yards	238	215
C-A-I	18-45-3	20-31-2
Total Offense	277	359
Fumbles-Lost	0-0	3-1
Penalties-Yards	6-39	5-38
Possession Time	24:01	35:59
Turnovers	3	3
Average Field Pos.	SDSU 29	UCLA 38

# GAME 2

Sept. 12 • Qualcomm Stadium (42,137)

## vs. Southern Utah

SAN DIEGO – After a wild first quarter that included a safety, a defensive extra point and four turnovers, the Aztec football team emerged with a 35-19 victory over visiting Southern Utah in front of over 42,000 fans at Qualcomm Stadium. The win was the first of the Brady Hoke era and evened San Diego State's record at 1-1.

Statistically, the Aztecs held a 436-279 advantage in total offensive yards, while also owning a six-minute edge in time of possession. SDSU's defense forced three turnovers and a safety, logged four sacks and got the Thunderbirds to turn the ball over on downs after four straight plays from inside the three-yard line.

After the opening kick off, the Aztecs got the ball back on Southern Utah's first play from scrimmage, as Nick Sandford recorded his first career interception. Four plays later, SDSU had first and goal from the four-yard line, but freshman running back Walter Kazee fumbled and the Thunderbirds recovered it.

Despite the turnover, the Aztecs managed to score two points anyway on the very next play, as SUU quarterback Cade Cooper stumbled in the end zone for a safety. SDSU added seven more points on a 12-yard pass from Ryan Lindley to Roberto Wallace, but the Thunderbirds answered after another Kazee fumble to get to within five at 9-6. The lead would have been just two, however, Aztec freshman Leon McFadden blocked Southern Utah's extra-point try and, after a lateral from teammate Jose Perez, returned it 57 yards for a five-point lead.

After a wild first 15 minutes, San Diego State settled down by outscoring Southern Utah 14-3 in the second quarter on a one-yard Lindley TD run on fourth and goal and a 22-yard strike from Lindley to Vincent Brown on the team's next drive.

The Aztec football team used that momentum coming out of the locker room by scoring on its first two possessions of the third quarter. Lane Yoshida kicked his first field goal of the year from 31 yards out and true freshman running back Anthony Miller scored his first collegiate TD on a nine-yard run to give the hosts an insurmountable, 35-9 lead.

Southern Utah would match SDSU's 10-point outburst with its own 10-point fourth quarter, but could get no closer, as the Aztecs' won the two schools' first-ever meeting, 35-19.

San Diego State's Vincent Brown ended up with six catches for 142 yards for his third consecutive 100-yard receiving game, while junior Brandon Sullivan logged his first career 100-yard rushing effort with 24 carries for 11 yards.

Defensively, junior Andrew Preston led the Aztecs in tackles with seven, and junior Jacob Tauanuu, making his first career start at defensive end, had two sacks and forced a fumble. Linebacker Luke Laolagi posted an interception for the third straight game in the fourth quarter to give the team five picks already in 2009.

	1	2	3	4	Total
Southern Utah	6	3	0	10	- 19
San Diego St.	11	14	10	0	- 35

SD – Team safety (12:31, 1st)  
 SD – Wallace 12-yd pass from Lindley (Yoshida kick) – 6 plays, 53 yards, 2:35 (9:56, 1st)  
 SUU – Sitake 14-yd pass from Cooper (kick blocked) – 1 plays, 14 yards, 0:05 (5:53, 1st)  
 SD – McFadden PAT Return (5:53, 1st)  
 SD – Lindley 1-yd run (Yoshida kick) – 12 plays, 77 yards, 6:33 (14:20, 2nd)  
 SUU – Griffith 28-yd FG – 10 plays, 65 yards, 5:47 (8:33, 2nd)  
 SD – V. Brown 22-yd pass from Lindley (Yoshida kick) – 7 plays, 71 yards, 3:35 (4:58, 2nd)  
 SD – Yoshida 31-yd FG – 10 plays, 67 yards, 4:09 (10:51, 3rd)  
 SD – Miller 9-yd run (Yoshida kick) – 10 plays, 77 yards, 5:11 (2:44, 3rd)  
 SUU – Griffith 49-yd FG – 11 plays, 41 yards, 4:19 (13:25, 4th)  
 SUU – Minefee 11-yd run (Griffith kick) – 7 plays, 80 yards, 3:28 (7:40, 4th)

**INDIVIDUAL STATS**

**Rushing (Atts.-Yards-TDs):** SUU: Minefee 12-111-1; Silvia 4-8; Gray 1-2; Alexander 2-1; Cooper 9-(-3); Olsen 1-(-5). SDSU: Sullivan 24-111; Miller 7-18-1; W. Kazee 3-15; Wesley 1-3; Lindley 2-2-1.

**Passing (Att.-Comp.-Int., Yards, TDs):** SUU: Cooper 29-15-3, 165, 1; Olsen 0-0-0, 0, 0. SDSU: Lindley 30-20-0, 287, 2.

**Receiving (No.-Yards-TDs):** SUU: Sitake 7-74-1; Jessop 3-55; Ursua 3-18; Alexander 1-11; Aiono 1-7. SDSU: Brown 6-142-1; Sampson 5-64; Wallace 3-42-1; Sullivan 3-19; Umuolo 1-14; Kazee 1-7; Miller 1-(-1).

TEAM STATS	SUU	SDSU
First Downs	19	22
Rushes-Yards	29-114	37-149
Passing Yards	165	287
C-A-I	15-29-3	20-30-0
Total Offense	279	436
Fumbles-Lost	1-0	2-2
Penalties-Yards	6-43	8-80
Possession Time	27:00	33:00
Turnovers	3	2
Average Field Pos.	SUU 30	SDSU 33

# GAME 3 at Idaho

Sept. 19 • Kibbie Dome (10,324)

**MOSCOW, Idaho** – A pair of turnovers and some costly penalties proved to be the difference, as the San Diego State football team was unable to claim its second victory of the season, falling to host Idaho, 34-20, in front of just over 10,000 fans at the Kibbie Dome.

The Aztecs were forced to play from behind the entire afternoon, as the Vandals got on the board quickly just over three minutes into the first quarter when JoJo Dickson intercepted Ryan Lindley's pass and returned it 74 yards for a touchdown and a 7-0 Idaho lead.

The host doubled its advantage on its next possession, extending its drive via an SDSU personal foul penalty on a third-down-and-22 at midfield. Six plays later, Vandal running back Deonte Jackson found the end zone on a four-yard rush for the 14-0 lead.

The Aztec offense would finally respond with an impressive drive of its own, going 50 yards on 10 plays to set up the first of Lane Yoshida's two field goals on the day, starting with a 47-yard effort a few minutes into the second quarter.

After Idaho was forced to punt, SDSU gave the ball right back when running back Brandon Sullivan fumbled on the handoff exchange from reserve quarterback Drew Westling. The Vandals recovered at the Aztec 19-yard line and restored their 14-point lead on a 29-yard field goal by Trey Farquhar.

Westling, who came in for an injured Lindley, looked to gain some momentum back for the visitors before the half. He completed three of his first four pass attempts to move the Aztecs down to the Idaho four-yard line. After recovering running back Davon Brown's fumble on first and goal, Westling avoided the rush on third down and found Roberto Wallace in the middle of the end zone for an 8-yard score, the first touchdown pass of his career.

With just under two minutes remaining in the half, Idaho made quick work and drove 52 yards to set up a 40-field goal as time expired for the 20-10 lead.

Lindley returned in the second half, getting San Diego State to within seven points on two occasions at 20-13 and again at 27-20 with just under five minutes left in the game. Each time the Aztecs got closer, however, the Vandals responded right back, outscoring SDSU 14-7 in the fourth quarter to secure the 34-20 victory.

On the bright side, Vincent Brown notched his fourth-straight 100-yard receiving game and his third of 2009, with his career-best 13 catches for 143 yards.

Aztec senior linebacker Jerry Milling had a team-high eight tackles, including three for a loss, while junior defensive back Martrell Fantroy added six stops. The defense, however, was able to force a turnover after netting six in the opening two outings.

Idaho was led by running back Jackson, who had 93 yards rushing and two touchdowns on just 11 carries. Quarterback Nathan Enderle also threw for 232 yards.

	1	2	3	4	Total
San Diego State	0	10	3	7	- 20
Idaho	14	6	0	14	- 34

- ID – Dickson 74-yd interception return (Farquhar kick) – (11:42, 1st)
- ID – Jackson 4-yd run (Farquhar kick) – 14 plays, 80 yards, 6:37 (1:44, 1st)
- SD – Yoshida 47-yd FG – 10 plays, 50 yards, 4:18 (12:26, 2nd)
- ID – Farquhar 29-yd FG – 4 plays, 7 yards, 2:28 (6:35, 2nd)
- SD – Wallace 8-yd pass from Westling (Yoshida kick) – 10 plays, 68 yards, 4:40 (1:50, 1st)
- ID – Farquhar 40-yd FG – 12 plays, 52 yards, 1:42 (0:00, 2nd)
- SD – Yoshida 46-yd FG – 13 plays, 50 yards, 5:23 (9:32, 3rd)
- ID – Woolridge 7-yd run (Farquhar kick) – 10 plays, 88 yards, 4:58 (6:39, 4th)
- SD – V. Brown 36-yd pass from Lindley (Yoshida kick) – 7 plays, 67 yards, 1:34 (4:58, 4th)
- ID – Woolridge 53-yd run (Farquhar kick) – 5 plays, 71 yards, 2:21 (2:31, 4th)

### INDIVIDUAL STATS

**Rushing (Atts.-Yards-TDs):** SDSU: Sullivan 10-31; D. Brown 8-22, Kazee 4-12, Lindley 1(-10). IDAHO: Woolridge 11-93-2, Jackson 10-24-1, McCarty 9-20, Enderle 8-15, Team 3(-5).

**Passing (Att.-Comp.-Int., Yards, TDs):** SDSU: Lindley 35-21-1, 200, 1; Westling 6-4-0, 41, 1. IDAHO: Enderle 30-17-0, 232, 0.

**Receiving (No.-Yards-TDs):** SDSU: V. Brown 13-143-1; Sampson 4-36, Wallace 3-34-1, Umuolo 2-14, Sullivan 1-9, D. Brown 1-3, Kawulok 1-2. IDAHO: Komar 5-78, Hardy 4-76, Davis 3-37, Greenwood 3-21, Bjorvik 1-14, Jackson 1-6.

TEAM STATS	SDSU	Idaho
First Downs	20	21
Rushes-Yards	23-55	41-147
Passing Yards	241	232
C-A-I	25-41-1	17-30-0
Total Offense	296	379
Fumbles-Lost	2-1	0-0
Penalties-Yards	9-85	8-54
Possession Time	27:50	32:10
Turnovers	2	0
Average Field Pos.	SDSU 27	ID 36

# GAME 4 at Air Force

Sept. 26 • Falcon Stadium (35,929)

**USAF ACADEMY, Colo.** – Six turnovers, including two returned for Falcon touchdowns, spoiled an outstanding effort by the Aztec defense, as visiting San Diego State fell 26-14 to the Air Force Academy at Falcon Stadium. With the loss, the Aztecs dropped their 2009 Mountain West Conference opener and moved to 1-3 on the year after the 28th all-time meeting between the two foes.

For the second straight week a turnover led to an early SDSU deficit as quarterback Ryan Lindley, trying to pick up yardage on a third and one, fumbled the ball, which was recovered and returned 47 yards by Falcon Reggie Rembert for a quick touchdown and a 7-0 advantage.

Air Force added to its lead on the first of four fields goals by place-kicker Erik Soderberg, this one from 21 yards away to go up 10-0. SDSU gave the ball right back two plays later when Lindley's pass was intercepted by Falcon Chris Thomas, resulting in Soderberg's second field goal.

San Diego State finally got on the board, but not by its own doing, as Air Force snapped the ball over the head of its punter and through the back of the end zone to provide the visitors with their first two points of the afternoon.

AFA increased its advantage to 16-2 heading into the locker room as they drove 66 yards on 10 plays, capped by a 20-yard field goal with one second left.

The SDSU offense looked to get back on track in the third quarter, but went three and out on its first two possessions, fumbled on its third drive and had an interception returned for a 47-yard touchdown on its fourth opportunity.

SDSU managed to keep its streak of consecutive games with a touchdown alive at 30 straight outings on its final two drives of the afternoon. Lindley completed seven straight passes to cover 69 yards in just 1:48, with the final one going to Vincent Brown on a three-yard touchdown with 3:26 left in the fourth quarter.

Lindley and Brown would connect again on the final play of the game, as Lindley heaved a 30-yard pass into a crowd in the end zone as time expired. The ball was batted around and Brown emerged with the catch for his second TD, but it was too late as the Falcons came away with the 26-14 victory.

The Aztec defense stymied the powerful Falcon offensive attack, which entered the afternoon averaging over 444 yards of total offense in 2009. SDSU held Air Force to just 294 yards, including only 51 through the air, and 12 first downs. Only three of the home team's 26 points did not come following Aztec turnovers and SDSU did not surrender an offensive touchdown for just the 33rd time in the school's entire Division I era.

Senior Jerry Milling led the SDSU defense with a career-best 12 tackles, while fellow linebacker Miles Burris also recorded his career-best with nine stops.

Vincent Brown managed to record his fifth consecutive 100-yard receiving game with the help of his 30-yard TD grab on the afternoon's final play, posting 10 receptions for 123 yards.

	1	2	3	4	Total
San Diego State	0	2	0	12	- 14
Idaho	10	6	10	0	- 26

- AFA – Rembert 47-yd fumble return (Soderberg kick) – (9:54, 1st)
- AFA – Soderberg 21-yd FG – 11 plays, 76 yards, 4:19 (2:01, 1st)
- AFA – Soderberg 48-yd FG – 7 plays, 9 yards, 2:59 (13:18, 2nd)
- SD – Team Safety – (8:55, 2nd)
- AFA – Soderberg 20-yd FG – 10 plays, 66 yards, 2:46 (0:00, 2nd)
- AFA – Soderberg 41-yd FG – 5 plays, 22 yards, 2:10 (5:01, 3rd)
- AFA – Wright 47-yd interception return (Soderberg kick) – (3:35, 3rd)
- SD – V. Brown 3-yd pass from Lindley (Yoshida kick blocked) – 7 plays, 69 yards, 1:48 (3:26, 4th)
- SD – V. Brown 30-yd pass from Lindley – 7 plays, 67 yards, 1:16 (0:00, 4th)

### INDIVIDUAL STATS

**Rushing (Atts.-Yards-TDs):** SDSU: Miller 15-59; King 4-9, D. Brown 2(-1), Lindley 4(-28). AFA: Stephens 11-74, Tew 23-68, Dietz 9-64, Warzeka 3-34, Clark 5-20, Walker 3-11, Southworth 2-5, Jones 1(-1), Team 1(-29).

**Passing (Att.-Comp.-Int., Yards, TDs):** SDSU: Lindley 41-25-4, 284, 2. AFA: Dietz 6-3-0, 51, 0; Cousins 1-0-0, 0, 0.

**Receiving (No.-Yards-TDs):** SDSU: V. Brown 10-123-2, Wallace 3-29, Wesley 3-22, Umuolo 3-20, Kawulok 2-49, Sampson 2-32, Sandifer 1-6, D.J. Shields 1-3. AFA: Warzeka 2-44, Quintana 1-7.

TEAM STATS	SDSU	AFA
First Downs	16	12
Rushes-Yards	25-39	58-243
Passing Yards	284	51
C-A-I	25-41-4	3-7-0
Total Offense	323	294
Fumbles-Lost	3-2	0-0
Penalties-Yards	1-5	9-75
Possession Time	26:37	33:23
Turnovers	6	0
Average Field Pos.	SDSU 23	AFA 35

# GAME 5 *Oct 3 • Qualcomm Stadium (21,184)* vs. New Mexico State

**SAN DIEGO** – The Aztec defense stole the show in the team’s final non-conference game of 2009, as San Diego State used a 17-point fourth quarter to outdistance visiting New Mexico State, 34-17, at Qualcomm Stadium in the first meeting between the two sides since 1975.

The SDSU defense held the New Mexico offense to only 234 yards, including just 88 on the ground, and forced four turnovers on the night. The effort made up for a lackluster performance by the Aztec offense, which compiled only 252 yards of total offense and 13 first downs.

Neither side was able to get on the board in the first 15 minutes of the game, as the schools had one drive each stopped by a turnover and combined for four punts and a missed field goal.

The Aggies were first to get things going, putting together a 11-play, 70-yard scoring drive, helped by a pair of SDSU interference penalties, to surge to a 7-0 lead on a two-yard Jeff Fleming touchdown pass to Kenny Evora.

After another punt, the Aztec defense took over the scoring duties when junior Dey Juan Hemmings, who picked off a pass earlier in the contest, recovered a fumble and ran it back 14 yards for his first career touchdown, tying the game at 7-7.

SDSU would later tack on a 23-yard Lane Yoshida field goal to head into the locker room up 10-7.

Midway through the third quarter, signalcaller Ryan Lindley finally got the Aztec passing game together, hitting Vincent Brown for a 50-yard catch and the ball at the NMSU 21-yard line. One play later, running back Davon Brown took the handoff and dropped back to pass, finding Vincent Brown again for a touchdown and the 17-7 advantage.

The Aggies remained resilient, however, tallying a 34-field goal and knotting the game at 17-17 on a 16-yard touchdown pass from Trevor Walls to Todd Lee to start the fourth quarter.

SDSU would get the ball back and score on each of its next three possessions, benefiting from two more New Mexico State turnovers, to come out with the 34-17 victory.

Aztec true freshman running back Walter Kazee ended the night with 101 of the team’s 108 rushing yards and his first career touchdown on 22 carries. Lindley completed only seven of his 27 pass attempts for 123 yards and Vincent Brown saw his 100-yard receiving game streak come to an end at five.

Defensively, defensive back Martrell Fantroy had a team-high eight tackles, while Hemmings added six stops, a tackle for loss, the fumble return for a touchdown and an interception.

	1	2	3	4	Total
New Mexico State	0	7	3	7	- 17
San Diego State	0	10	7	17	- 34

**NMSU** – Evora 2-yd pass from Fleming (Hughes kick) – 11 plays, 70 yards, 5:51 (14:57 2nd)  
**SD** – Hemmings 14-yd fumble recovery (Yoshida kick) – (11:41, 2nd)  
**SD** – Yoshida 23-yd FG – 11 plays, 59 yards, 4:18 (1:47, 2nd)  
**SD** – V.Brown 21-yd pass from D.Brown (Yoshida kick) – 3 plays, 76 yards, 1:17 (7:42, 3rd)  
**NMSU** – Hughes 34-yd FG – 10 plays, 54 yards, 5:10 (2:32, 3rd)  
**NMSU** – Lee 16-yd pass from Wells (Hughes kick) – 8 plays, 64 yards, 3:56 (12:27, 4th)  
**SD** – Watters 5-yd pass from Lindley (Yoshida kick) – 9 plays, 78 yards, 4:26 (8:01, 4th)  
**SD** – Yoshida 18-yd FG – 6 plays, 22 yards, 3:27 (3:16, 4th)  
**SD** – Kazee 3-yd run (Yoshida kick) – 2 plays, 5 yards, 0:49 (2:07, 4th)

**INDIVIDUAL STATS**

**Rushing (Atts.-Yards-TDs):** **NMSU:** Smith 31-89; Colston 5-14, Fleming 7-13, Glynn 1-5, Hughes 1-(-14), Walls 2-(-19). **SDSU:** Kazee 22-101-1, Sampson 2-10, Miller 4-3, D.Brown 1-3, Lindley 2-(-9).

**Passing (Att.-Comp.-Int., Yards, TDs):** **NMSU:** Fleming 14-7-1, 43, 1; Walls 12-8-1, 103, 1. **SDSU:** Lindley 27-7-1, 123, 1; D.Brown 1-1-0, 21, 1.

**Receiving (No.-Yards-TDs):** **NMSU:** Lee 3-67-1, Allen 3-29; Smith 2-19, Anderson 2-7, Colston 2-5, Opetaiia 1-9, Coleman 1-8, Evora 1-2-1. **SDSU:** V.Brown 3-84-1, Sampson 2-34, Sandifer 2-21, Watters 1-5-1.

TEAM STATS	NMSU	SD
First Downs	15	13
Rushes-Yards	47-88	31-108
Passing Yards	146	144
C-A-I	15-26-2	8-28-1
Total Offense	234	252
Fumbles-Lost	3-2	1-0
Penalties-Yards	6-43	2-20
Possession Time	35:19	24:41
Turnovers	4	1
Average Field Pos.	NMSU 30	SD 36

# GAME 6 *Oct 17 • Qualcomm Stadium (30,258)* vs. Brigham Young

**SAN DIEGO** – The 2009 contest between San Diego State and Brigham Young was no exception to the themes that have prevailed in the series that dates back to 1947. First off is the element of offense for which this year’s game included a combined 854 yards and 64 points. Secondly, and unfortunately for the Aztecs, the Cougars’ domination of the end result also continued, as BYU won for the 26th time in 34 opportunities, 38-28, in front of 30,258 fans at Qualcomm Stadium.

The victory wasn’t an easy one for the visitors, however, as the San Diego State offense was able to nearly match the scoring prowess of the nation’s 18th-ranked team. The Aztecs had 342 yards themselves, including a season-best 322 through the air, and trailed by only seven with just over eight minutes left in the game.

On the flip side, the SDSU defense, which had held two straight opponents to fewer than 300 yards, was unable to stop the well-oiled Cougar offense. BYU went 15-for-21 on third-down conversions, running 91 offense plays, surrendering no turnovers and boasting nearly a 2-to-1 advantage in possession time.

After the Aztecs went three and out to start the game, the Cougars drove 73 yards on 14 plays, eating up over five minutes on the clock before taking a 7-0 lead on a 1-yard touchdown run by Harvey Unga.

SDSU took less time to equalize the score, as a 27-yard pass from Ryan Lindley to Walter Kazee and a 45-yard toss from Lindley to Vincent Brown set up DeMarco Sampson’s seven-yard TD reception at the 4:31 mark of the first quarter.

The Aztecs took the lead on their next series on a one-yard touchdown run by Brandon Sullivan, which was helped by a 24-yard pass play from tight end Alston Umuolo to Preston King.

Both of BYU’s second-quarter possessions resulted in touchdowns, as the Cougars ate up over 11 of the 15 minutes to take a 21-14 lead into the locker room.

Coming out the break, the Aztec defense stepped up to thwart another BYU scoring drive that ended on a failed fourth-down conversion at the SDSU 23-yard line.

From there, Lindley led the home team down the field, successfully converting a 3rd-and-23 play with a 36-yard TD strike to Sampson to knot the contest at 21.

The tie was short lived as the Cougars once again went ahead by seven and later by 14 on the first play of the fourth quarter. The SDSU defense, however, held on another fourth-down Cougar try, which led to a successful Aztec fourth-down conversion to get back to within seven at 35-28 with just over eight minutes left.

That would be as close as the Aztecs could get, as a late Cougar field goal put them up by two scores, closing out the 38-28 BYU victory.

Lindley finished with 298 yards passing and three touchdowns, while Brown eclipsed the 100-yard receiving mark for the fifth time in 2009 with eight catches for 147 yards. Defensively, senior linebacker Jerry Milling had a career-best 13 stops.

BYU’s Hall completed 27 of his 39 pass attempts for 346 and three touchdowns to go with his 14 carries for 47 yards and another score.

	1	2	3	4	Total
Brigham Young	7	14	7	10	- 38
San Diego State	7	7	7	7	- 28

**BYU** – Unga 1-yd run (Payne kick) – 14 plays, 73 yards, 5:33 (7:46, 1st)  
**SD** – Sampson 7-yd pass from Lindley (Yoshida kick) – 6 plays, 81 yards, 3:15 (4:31, 1st)  
**SD** – Sullivan 1-yd run (Yoshida kick) – 7 plays, 69 yards, 3:31 (14:20, 2nd)  
**BYU** – Kariya 3-yd pass from Hall (Payne kick) – 12 plays, 68 yards, 5:14 (9:06, 2nd)  
**BYU** – Hall 1-yd run (Payne kick) – 14 plays, 80 yards, 6:04 (0:00, 2nd)  
**SD** – Sampson 36-yd pass from Lindley (Yoshida kick) – 7 plays, 76 yards, 2:55 (8:23, 3rd)  
**BYU** – George 19-yd pass from Hall (Payne kick) – 12 plays, 78 yards, 4:45 (3:38, 3rd)  
**BYU** – Pitta 9-yd pass from Hall (Payne kick) – 7 plays, 77 yards, 2:36 (14:49, 4th)  
**SD** – Umuolo 6-yd pass from Lindley (Yoshida kick) – 5 plays, 41 yards, 2:38 (8:17, 4th)  
**SD** – Payne 44-yd FG – 7 plays, 15 yards, 2:04 (2:21, 4th)

**INDIVIDUAL STATS**

**Rushing (Atts.-Yards-TDs):** **BYU:** Unga 26-81; Hall 14-47; Kariya 6-24; Di Luigi 5-8; Ashworth 1-6. **SDSU:** Kazee 9-28; Brown 2-12; Sullivan 2-1; King 1-1; Lindley 1-(-10); Sampson 1-(-12).

**Passing (Att.-Comp.-Int., Yards, TDs):** **BYU:** Hall 39-27-0, 346, 3. **SDSU:** Lindley 33-21-1, 298, 3; Umuolo 1-1-0, 24, 0.

**Receiving (No.-Yards-TDs):** **BYU:** Pitta 6-72-1; George 4-75-1; Di Luigi 4-63; Ashworth 4-60; Kariya 3-10-1; Unga 2-37; Hafoka 2-17; Thompson 1-8; Chambers 1-4. **SDSU:** V.Brown 8-147; Sampson 5-77-2; Kazee 2-33; Umuolo 2-18-1, D. J. Shields 2-5, King 1-24, Wallace 1-11, Sullivan 1-7.

TEAM STATS	BYU	SD
First Downs	27	16
Rushes-Yards	52-166	16-20
Passing Yards	346	322
C-A-I	27-39-0	22-34-1
Total Offense	512	342
Fumbles-Lost	1-0	1-0
Penalties-Yards	8-77	4-31
Possession Time	38:12	21:48
Turnovers	0	1
Average Field Pos.	BYU 32	SD 29

# GAME 7

Oct 24 • Hughes Stadium (20,631)  
at Colorado State

**FT. COLLINS, Colo.** – San Diego State put up 35 points in the second half, scoring touchdowns on five consecutive drives to erase a 14-point deficit and win its first road game since 2007, by defeating host Colorado State 42-28 at Hughes Stadium.

The Aztecs put on an offensive show, as quarterback Ryan Lindley completed 29 of his 43 pass attempts for 459 yards and a conference-record six touchdowns. Senior wideout DeMarco Sampson caught three of those six TDs, ending with 15 receptions for 257 yards, as he more than made up for the loss of leading receiver Vincent Brown, who left the game in the first half due to injury.

With a strong gust of wind in its face, the SDSU offense did not provide any glimpse into what was to come in the first quarter, as it stalled on its first two possessions and accounted for minus-10 yards.

Colorado State was the exact opposite, relying on the run game and a nifty one-handed, 40-yard TD catch to take a quick 14-0 lead just over 11 minutes into the contest.

The Aztecs finally got into an offensive rhythm on its third possession, driving 79 yards on 14 plays, capped by a seven-yard TD strike from Lindley to Sampson.

SDSU was in position to cut the deficit down to only four, but Lane Yoshida's 32-yard field goal missed wide left and Colorado State answered with an 80-yard touchdown drive to take a 21-7 advantage into the locker room.

While the Rams may have held the momentum going into the break, the Aztecs quickly made moves to shift it in their direction. Just over six minutes into the third quarter, SDSU had already tied the score at 21-21 on a pair of 33-yard touchdown passes with the latter one set up by a 29-yard interception return by Nick Sandifer.

Colorado State would not allow SDSU to earn its first lead of the afternoon, however, as the Rams notched a touchdown of their own at the 6:52 mark to once again jump ahead, 28-21.

The CSU defense was unable to stop the Aztec pass attack as Lindley found freshman Preston King for a three-yard TD catch. The ensuing extra-point was blocked though, and the visitors still trailed by one at 27-28 heading into the fourth quarter.

After the Rams were forced to punt, Lindley took SDSU down the field for what would turn out to be the game-winning drive, as Sampson logged his third touchdown reception, this one for 38 yards, and the 35-38 lead. Lindley later hooked up with tight end Alston Umuolo for a 60-yard TD reception to clinch the game and the 42-28 victory.

San Diego State posted a season-high 531 yards of total offense and did not commit a turnover for the first time in 2009. After giving up 229 yards and 21 points in the first half, the Aztec defense held the Rams to only 127 yards and seven points after the break.

	1	2	3	4	Total
San Diego State	0	7	20	15	- 42
Colorado State	14	7	7	0	- 28

- CSU – Mosure 6-yd run (Deline kick) – 8 plays, 33 yards, 4:02 (6:24, 1st)
- CSU – Liggett 40-yd pass from Stucker (Deline kick) – 4 plays, 56 yards, 2:00 (3:48, 1st)
- SD – Sampson 5-yd pass from Lindley (Yoshida kick) – 14 plays, 79 yards, 6:31 (12:12, 2nd)
- CSU – Morton 19-yd run (Deline kick) – 8 plays, 80 yards, 4:39 (1:25, 2nd)
- SD – Sandifer 33-yd pass from Lindley (Yoshida kick) – 11 plays, 80 yards, 5:01 (9:59, 3rd)
- SD – Sampson 33-yd pass from Lindley (Yoshida kick) – 1 plays, 33 yards, 0:07 (8:57, 3rd)
- CSU – Pauga 23-yd pass from Mosure (Deline kick) – 6 plays, 71 yards, 4:39 (1:58, 3rd)
- SD – King 3-yd pass from Lindley (Yoshida kick blocked) – 13 plays, 85 yards, 6:44 (0:00, 3rd)
- SD – Sampson 38-yd pass from Lindley (Sandifer pass from Lindley) – 7 plays, 84 yards, 3:20 (9:29, 4th)
- SD – Umuolo 60-yd pass from Lindley (Yoshida kick) – 7 plays, 84 yards, 4:15 (3:07, 4th)

**INDIVIDUAL STATS**

**Rushing (Atts.-Yards-TDs):** SDSU: Sullivan 22-65; Kazee 5-11; D. Brown 3-7; V. Brown 1-(-2); Lindley 1-(-9). CSU: Mosure 20-130-1; Morton 2-18-1; Borcky 1-2; Stucker 5-1.

**Passing (Att.-Comp.-Int., Yards, TDs):** SDSU: Lindley 43-29-0, 459, 6. CSU: Stucker 37-13-2, 182, 1; Mosure 1-1-0, 23, 1.  
**Receiving (No.-Yards-TDs):** SDSU: Sampson 15-257-3; Wallace 5-70; Sandifer 3-48-1; Sullivan 2-3; Umuolo 1-60-1; D. Brown 1-9; Kazee 1-9; King 1-3-1. CSU: Greer 6-93; Pauga 3-40-1; Liggett 1-40-1; Borcky 1-16; Pietz 1-7; Mosure 1-5; Morton 1-4.

TEAM STATS	SD	CSU
First Downs	25	20
Rushes-Yards	32-72	28-151
Passing Yards	459	205
C-A-I	29-43-0	14-28-2
Total Offense	531	356
Fumbles-Lost	2-0	1-0
Penalties-Yards	8-58	4-29
Possession Time	35:18	24:37
Turnovers	0	2
Average Field Pos.	SDSU 25	CSU 30

# GAME 8

Oct 31 • Qualcomm Stadium (12,647)  
vs. New Mexico

**SAN DIEGO** – No other holiday might have seemed more appropriate than Halloween for San Diego State to get rid of some demons, namely that of the New Mexico Lobos, that had haunted the team for the last nine years. Entering the night, SDSU hadn't beaten the Lobos since 2000, and the streak stretched even further back to 1995 in games played between the two sides in San Diego.

Luckily for the Aztecs, both streaks came to an end as the home team was able to scare up a 23-20 victory on Halloween night at Qualcomm Stadium. With the win, San Diego State improved to 4-4 on the year, marking the first time the program has been .500 or better this late in the season since 2003.

Getting the victory wasn't easy, however, despite the fact that the Lobos came in with an 0-7 record, having lost 11 straight overall. New Mexico grabbed the early 3-0 lead on a James Aho 35-yard field goal and then turned SDSU's first turnover in nearly two games, a Ryan Lindley fumble, into the first touchdown of the night for a 10-point advantage.

The Lobos tried to surprise the Aztecs on the ensuing kick-off, attempting an on-side kick, but the ball went out of bounds and instead gave the home squad great field position at the UNM 42-yard line.

Lindley and company took advantage of the short field, taking just three plays to find the endzone on an 18-yard TD reception by tight end Alston Umuolo to cut the deficit to just three at 10-7.

Later in the quarter, Aztec punter Brian Stahovich nailed one of his five kicks to drop inside the opponent 20-yard line on the night, pinning New Mexico at its own two-yard line. The poor field position led to a punting situation for the Lobos, however, Adam Miller fumbled the snap and was tackled for a safety by SDSU's Demetrius Barksdale.

The Aztecs ended the half on a high note, as the offense drove 80 yards in just 1:23 to take their first lead of the night at 16-10 on a seven-yard touchdown by wideout DeMarco Sampson.

Coming out of the break, it was New Mexico that reclaimed the momentum, posting a field goal and a touchdown on its opening two possessions of the third quarter to go up by four points at 20-16.

The SDSU offense was forced to punt on each of its first three drives of the second half, but finally woke up in the fourth quarter. Lindley completed five of six pass attempts and Sampson out jumped two Lobo defenders to grab his second touchdown of the night and put the home team back ahead for good, 23-20.

New Mexico's last and best threat came with a little more than two minutes left in the game, but Donovan Porterie's fourth-down pass to Bryan Williams was ruled incomplete and the Aztecs took over on downs to preserve the win.

Lindley ended the night completing 22 of his 38 pass attempts for 253 yards in three scores, while Sampson had seven catches for 56 yards and the two TDs. Defensively, senior Kwincy Edwards and junior Brandon Davis each had nine tackles.

	1	2	3	4	Total
New Mexico	3	7	10	0	- 20
San Diego State	0	16	0	7	- 23

- UNM – Aho 35-yd FG – 10 plays, 37 yards, 4:00 (11:00, 1st)
- UNM – Porterie 1-yd run (Aho kick) – 5 plays, 31 yards, 1:28 (13:25, 2nd)
- SD – Umuolo 18-yd pass from Lindley (Yoshida kick) – 3 plays, 42 yards, 1:10 (12:15, 2nd)
- SD – Team Safety (5:38, 2nd)
- SD – Sampson 7-yd pass from Lindley (Yoshida kick) – 10 plays, 80 yards, 1:23 (0:18, 2nd)
- UNM – Aho 45-yd FG – 15 plays, 62 yards, 4:54 (8:02, 3rd)
- UNM – Jones 5-yd pass from Porterie (Aho kick) – 10 plays, 75 yards, 3:29 (1:18, 3rd)
- SD – Sampson 4-yd pass from Lindley (Yoshida kick) – 10 plays, 75 yards, 4:19 (7:54, 4th)

**INDIVIDUAL STATS**

**Rushing (Atts.-Yards-TDs):** UNM:

Carrier 13-63; Dennis 9-45; Williams 1-9; Wright 5-8; Miller 1-(-7); Porterie 8-(-9)-1. SDSU: Sullivan 24-81; Lindley 5-(-31).

**Passing (Att.-Comp.-Int., Yards, TDs):** UNM: Porterie 52-27-0, 277, 1. SDSU: Lindley 38-22-0, 253, 3.

**Receiving (No.-Yards-TDs):** UNM: Jones 8-86-1; James 5-55; Williams 4-54; Solomon 4-48; Carrier 3-15; Lucas 2-21; Dennis 1-(-2). SDSU: Sampson 7-56-2; Sandifer 5-70; Umuolo 4-38-1; Wallace 3-47; Sullivan 1-23; King 1-10; Shields 1-9.

TEAM STATS	UNM	SDSU
First Downs	25	18
Rushes-Yards	37-109	29-50
Passing Yards	277	253
C-A-I	27-52-0	22-38-0
Total Offense	386	303
Fumbles-Lost	1-0	1-1
Penalties-Yards	6-58	6-70
Possession Time	33:38	26:22
Turnovers	0	1
Average Field Pos.	UNM 25	SDSU 33



# GAME 9

Nov. 7 • Qualcomm Stadium (21,708)  
vs. No. 6/4 TCU

**SAN DIEGO** – TCU scored touchdowns on four of its first five drives and never looked back, living up to its' No. 6/4 national ranking by cruising to a 55-12 victory over host San Diego State at Qualcomm Stadium.

The Aztecs didn't help themselves by turning the ball over four times and allowing the Frogs to compile 551 yards of total offense, including 312 on the ground. Going up against the nation's No. 1 defense, SDSU did manage to finish with 279 yards and scored just the second touchdown against TCU in its last four outings.

An uncharacteristically short punt by Aztec Brian Stahovich led to a quick strike by the Frogs, as they started at the SDSU 32-yard line. Four plays later, they found the endzone on a five-yard run by Ed Wesley to go up 7-0 just under two minutes into the contest.

The San Diego State offense, which was flagged for two false start penalties on its opening drive, regained its composure to get down to the TCU 33-yard line, but a pass interference penalty dropped the team back near midfield and forced another punt.

The Frogs took a little while longer to get their second touchdown of the afternoon to move out to a 14-point advantage, before the Aztecs got on the board with the first of two Lane Yoshida field goals, this one from 45 yards away.

TCU opened the second quarter with yet another touchdown, which was matched by Yoshida's second field goal from 48 yards out. The Frogs' offense continued to churn, taking just three plays to go 59 yards for their fourth touchdown of the first half, heading into the break up 31-6.

The TCU offense continued to dominate coming out of the locker room, scoring seven points on each its of its first three drives. The Aztecs' lone score of the second half came via quarterback Ryan's Lindley's 21st touchdown pass of the season, as he hooked up with DeMarco Sampson for a TD for the eighth time in the last four games on a 30-yard reception.

The Frogs would add a 48-yard field goal in the fourth quarter to round out scoring in the 55-12 victory.

Lindley ended the afternoon 16-for-34 for 164 yards, two interceptions and a touchdown before giving way to back-up Drew Westling in the fourth quarter. Sampson caught a team-best six passes for 81 yards and junior running back Brandon Sullivan had 76 of the Aztecs' 92 yards rushing, their highest total on the ground in four games.

	1	2	3	4	Total
No. 4/6 TCU	14	17	21	3	- 55
San Diego State	3	3	6	0	- 12

TCU – Wesley 5-yd run (Evans kick) – 4 plays, 32 yards, 1:28 (13:08, 1st)  
 TCU – Dalton 13-yd run (Evans kick) – 8 plays, 80 yards, 2:59 (5:44, 1st)  
 SDSU – Yoshida 45-yd FG – 5 plays, 21 yards, 2:14 (3:30, 1st)  
 TCU – Dalton 7-yd run (Evans kick) – 8 plays, 59 yards, 2:35 (12:13, 2nd)  
 SDSU – Yoshida 48-yd FG – 13 plays, 43 yards, 5:09 (7:04, 2nd)  
 TCU – Christian 44-yd pass from Dalton (Evans kick) – 3 plays, 59 yards, 1:06 (5:58, 2nd)  
 TCU – Evans 25-yd FG – 6 plays, 43 yards, 2:45 (2:56, 2nd)  
 TCU – Christian 29-yd pass from Dalton (Evans kick) – 4 plays, 57 yards, 1:38 (13:22, 3rd)  
 TCU – Turner 4-yd run (Evans kick) – 10 plays, 67 yards, 4:21 (7:42, 3rd)  
 SDSU – Sampson 30-yd pass from Lindley (Yoshida kick blocked) – 8 plays, 72 yards, 2:54 (4:48, 3rd)  
 TCU – Tucker 30-yd run (Evans kick) – 7 plays, 65 yards, 2:27 (2:21, 3rd)  
 TCU – Evans 48-yd FG – 7 plays, 26 yards, 4:01 (2:03, 4th)

**INDIVIDUAL STATS**

**Rushing (Atts.-Yards-TDs):** TCU: Tucker 9-79-1; Wesley 12-77-1; Turner 13-61-1; Dalton 5-44-2; Cavness 4-29; Fort 5-12; Gallegos 1-4; Dawson 1-3; Jackson 3-3. SDSU: Sullivan 17-75; Kazee 5-14; Westling 1-3; Miller 2-0.

**Passing (Att.-Comp.-Int., Yards, TDs):** TCU: Dalton 14-20-0, 239, 2. SDSU: Lindley 16-34-2, 164, 1; Westling 1-3-0, 23, 0.

**Receiving (No.-Yards-TDs):** TCU: Christian 3-106-2; Hicks 3-32; Young 2-33; Kerley 2-25; Brock 1-18; Frosch 1-15; Johnson 1-5; Clay 1-5. SDSU: Sampson 6-81-1; Umuolo 2-23; Wallace 2-18; Shields 2-9; Toledo 1-23; Sullivan 1-10; Kazee 1-8; Miller 1-8; King 1-7.

TEAM STATS	TCU	SDSU
First Downs	28	16
Rushes-Yards	53-312	25-92
Passing Yards	239	187
C-A-I	14-20-0	17-37-2
Total Offense	551	279
Fumbles-Lost	0-0	2-2
Penalties-Yards	5-65	5-40
Possession Time	33:22	26:38
Turnovers	0	4
Average Field Pos.	SDSU 23	TCU 42

# GAME 10

Nov. 14 • Qualcomm Stadium (18,851)  
vs. Wyoming

**SAN DIEGO** – Ian Watts kicked a 43-yard field goal with 23 seconds left as Wyoming overcame a 21-point deficit for a 30-27 win over host San Diego State Saturday night at Qualcomm Stadium.

The Cowboys rallied from a 27-6 deficit with three touchdowns in the fourth quarter to tie the score. Wyoming then recovered a fumbled pooch kick on the ensuing kickoff that set up Watts' game-winning kick.

The Cowboys got on the scoreboard first when Watts nailed a 27-yard field goal with 7:09 remaining in the first quarter. The Aztecs rallied with points on each of their next three drives to take a 17-3 lead.

SDSU's first score came thanks to Davion Mauldin's 39-yard kickoff return to start the drive. Eight plays and 55 yards later, Brandon Sullivan scored on a 1-yard rush to give the home team at 7-3 lead.

Wyoming marched down to the San Diego State 1-yard line on the next drive until Luke Laologi forced a fumble on 1st and goal as Larry Parker returned it 65 yards to the Cowboy 34. Lane Yoshida converted a 29-yard field goal four plays later for another Aztec score.

SDSU put together a 10-play, 83-yard drive on its next possession, eating up 4:59 in the process. The drive culminated in Sullivan's second rushing touchdown of the day, this time a 5-yard scamper.

Wyoming answered to end the half and close the game to 17-6 with a 27-yard field goal by Watts.

San Diego State scored in each of its next to drives – 40-yard field goal by Yoshida and 1-yard touchdown rush by Walter Kazee – to take a commanding 27-6 lead.

The Cowboys, however, scored rushing touchdowns on back-to-back drives to cut it to one score at 27-20.

The Aztecs finally put together a good drive to get to the Wyoming 12 where a field goal attempt would effectively seal the win. Yoshida's attempt from 28 yards, however, was blocked and recovered by the Cowboys.

Wyoming then tied the game on a David Tooley 9-yard touchdown strike from Alexander with just 2:07 left.

SDSU's Hunter Hewitt botched a short kickoff and the Cowboys recovered. Wyoming went just 18 yards before Watts nailed the game-winning field goal from 43 yards with just 23 seconds left.

Sullivan recorded his second 100-yard rushing game of the season and of his career with 105 yards on 18 carries, while quarterback Ryan Lindley became just the ninth player in school history to surpass 5,000 yards passing, doing so in the team's TD drive in the first quarter.

	1	2	3	4	Total
Wyoming	3	3	0	24	- 30
San Diego State	7	10	10	0	- 27

WYO -- Watts 27-yd FG -- 10 plays, 42 yards, 4:36 (7:09, 1st)  
 SDSU -- Sullivan 1-yd run (Yoshida kick) -- 8 plays, 55 yards, 4:18 (2:51, 1st)  
 SDSU -- Yoshida 29-yd FG -- 4 plays, 22 yards, 0:51 (13:54, 2nd)  
 WYO -- Watts 27-yd FG -- 10 plays, 41 yards, 3:20 (0:38, 2nd)  
 SDSU -- Yoshida 40-yd FG -- 5 plays, 14 yards, 2:06 (12:54, 3rd)  
 SDSU -- Kazee 1-yd run (Yoshida kick) -- 15 plays, 97 yards, 7:58 (2:19, 3rd)  
 WYO -- Carta-Samuels 10-yd run (Watts kick) -- 8 plays, 68 yards, 2:30 (14:49, 4th)  
 WYO -- Alexander 33-yd run (Watts kick) -- 6 plays, 73 yards, 2:16 (10:36, 4th)  
 WYO -- Tooley 9-yd pass from Carta-Samuels (Watts kick) -- 7 plays, 23 yards, 3:04 (2:07, 4th)  
 WYO -- Watts 43-yd FG -- 7 plays, 18 yards, 1:40 (0:23, 4th)

**INDIVIDUAL STATS**

**Rushing (Atts.-Yards-TDs):** WYO: Stewart 19-76-0; Alexander 15-73-1; Carta-Samuels 13-51-1. SDSU:

Sullivan 15-105-2; Kazee 13-52-1; Brown, D. 1-0-0.

**Passing (Att.-Comp.-Int., Yards, TDs):** WYO: Carta-Samuels 22-16-0, 246, 1; SDSU: Lindley 29-18-0, 200, 0.

**Receiving (No.-Yards-TDs):** WYO: Tooley 4-70-1; Leonard 4-28-0; Bolger 2-36-0; Bolling 2-12-0; Alexander 1-56-0; McNeill 1-25-0; Genho 1-10-0; Stewart 1-9-0. SDSU: Sampson 5-50-0; Sandifer 4-27-0; Sullivan 4-24-0; Wallace 3-56-0; Shields 2-43-0.

TEAM STATS	WYO	SDSU
First Downs	20	21
Rushes-Yards	47-200	32-157
Passing Yards	246	200
C-A-I	16-22-0	18-29-0
Total Offense	446	357
Fumbles-Lost	1-1	1-1
Penalties-Yards	6-65	4-25
Possession Time	31:08	28:52
Turnovers	1	1
Average Field Pos.	WYO 38	SD 35

> SDSU UPDATED PLAYER PROFILES



▶ **#80 VINCENT BROWN**

WR, 6-0, 180, Jr.-2L,  
Rancho Cucamonga, Calif. (Rancho Cucamonga HS)

■ **2009:** Has missed the past three games (the first three of his career), following an injury suffered at CSU ... Has over 100 yards receiving in five of his seven games this season and in six of his last eight outings overall ... Starter in first seven games of the season ... Became the 24th Aztec to reach the 100 career receptions mark with his five catches for 139 yards against UCLA ... Also met the 1,000 career receiving yards mark in the opener ... His 139 yards vs. the Bruins are fourth-best in his career and included a career-long TD catch of 78 yards in the first half ... Also returned three kickoffs for 66 yards vs. UCLA ... Third-straight 100-yard receiving game in the win over Southern Utah, hauling in six passes for 142 yards and a 22-yard TD ... Had one punt return for 28 yards and two kickoff returns for 36 yards with a long of 28 vs. the Thunderbirds ... Career-best 13 receptions for 143 yards and his third TD of the year at Idaho ... Continued his 100-yard streak on his final catch against Air Force, posting 10 grabs for 123 yards and both of the team's touchdowns ... Also returned a punt for 33 yards and a kickoff for 18 yards ... Became the fourth SDSU player to record four consecutive 100-yard receiving games ... Saw his 100-yard receiving streak come to an end against New Mexico State, tallying three catches for 84 yards and touchdown ... Picked right back up vs. BYU, logging eight receptions for 147 yards for his fifth game of 2009 with more than 100 yards receiving ... Did not record a TD for the first time this season in the game vs. the Cougars (five consecutive games with a TD) ... Missed most of the Colorado State game due to injury and did not log a catch ... Ranks 10th in school history in career receptions (140) ... Seven career 100-yard receiving outings ... One of just 10 semifinalists for the Biletnikoff Award, presented annually to the nation's top receiver.

■ **V. BROWN'S CAREER STATISTICS**

Career Statistics	Receiving				
	G	No.	Yds.	TD	Avg.
2007	12	31	349	2	11.3
2008	12	64	631	5	9.9
2009	7	45	778	6	17.3
<b>Totals</b>	<b>31</b>	<b>140</b>	<b>1,758</b>	<b>13</b>	<b>12.6</b>

**Career Highs:** Receptions: 13 at Idaho (9/19/09); Receiving Yards: 183 vs. Idaho (9/27/08); Receiving TDs: 3 vs. Idaho (9/27/08); Longest Reception: 78 at UCLA (9/5/09); Kickoff Returns: 8 vs. Cincinnati (9/29/07); Kickoff Return Yards: 146 vs. WSU (9/8/07); Longest Kickoff Return: 49 vs. PSU (9/22/07).

**2009 Highs:** Receptions: 13 at Idaho (9/19/09); Receiving Yards: 147 vs. BYU (10/17/09); Receiving TD: 2 at Air Force (9/26/09); Longest Reception: 78 at UCLA (9/5/09); Kickoff Returns: 3 vs. NMSU (10/3/09), at UCLA (9/5/09); Kickoff Return Yards: 66 at UCLA (9/5/09); Longest Kickoff Return: 28 vs. S. Utah (9/12/09); Punt Returns: 1, two times; Punt Return Yards: 33 at Air Force (9/26/09); Long Punt Return: 33 at Air Force (9/26/09).

■ **V. BROWN 2009 GAME-BY-GAME**

	Receiving				
	No.	Yds.	TD	Avg.	
at UCLA (9/5/09)*	5	139	1	27.8	
vs. SUU (9/12/09)*	6	142	1	23.7	
at Idaho (9/19/09)*	13	143	1	11.0	
at Air Force (9/26/09)*	10	123	2	12.3	
vs. NMSU (10/3/09)*	3	84	1	28.0	
vs. BYU (10/17/09)*	8	147	0	18.4	
at CSU (10/24/09)*	0	0	0	0.0	
vs. UNM (10/31/09)*			DNP-INJ		
vs. TCU (11/7/09)*			DNP-INJ		
vs. WYO (11/14/09)*			DNP-INJ		

\* = Game started



▶ **#9 MILES BURRIS**

LB, 6-2, 235, So.-1L,  
Granite Bay, Calif. (Granite Bay HS)

■ **2009:** Is SDSU's second-leading tackler ... Has played in 21 consecutive contests ... Made his first career starts in the first 10 games at linebacker ... Accounted for four solo tackles, including one for a loss of a yard vs. the Bruins ... Five stops, two TFLs and his first career sack against Southern Utah ... Four tackles with a half sack at Idaho ... Career high in tackles with nine against Air Force ... Two stops in the win over NMSU and five vs. BYU ... Four tackles in the victory at CSU ... Three solo efforts against New Mexico ... Had four solo stops vs. TCU ... Recorded a team-best seven tackles (six solo) and a TFL vs. Wyoming.

■ **BURRIS' CAREER STATISTICS**

Career Statistics	G	UA-AT-TT	TFL-Yds.	Sacks	Int.	PBU	FF	FR
2008	12	11-8-19	1.5-2	0-0	0-0	0	0	0
2009	10	29-19-48	6.0-14	1.5-9	0-0	0	0	0
<b>Totals</b>	<b>22</b>	<b>40-27-67</b>	<b>7.5-16</b>	<b>1.5-9</b>	<b>0-0</b>	<b>0</b>	<b>0</b>	<b>0</b>

**Career/2009 Highs:** Tackles: 9 at Air Force (9/26/09); TFL: 2.0 vs. S. Utah (9/12/09); Sack: 1.0 vs. S. Utah (9/12/09).

■ **BURRIS 2009 GAME-BY-GAME**

	G	UA-AT-TT	TFL-Yds.	Sacks	Int.	PBU	FF	FR
at UCLA (9/5/09)*	1	4-0-4	1.0-1	0-0	0-0	0	0	0
vs. SUU (9/12/09)*	1	2-3-5	2.0-5	1.0-4	0-0	0	0	0
at Idaho (9/19/09)*	1	2-2-4	0.5-5	0.5-5	0-0	0	0	0
at AFA (9/26/09)*	1	1-8-9	0-0	0-0	0-0	0	0	0
vs. NMSU (10/3/09)*	1	1-1-2	0-0	0-0	0-0	0	0	0
vs. BYU (10/17/09)*	1	4-1-5	1.0-1	0-0	0-0	0	0	0
at CSU (10/24/09)*	1	2-2-4	0.5-0	0-0	0-0	0	0	0
vs. UNM (10/31/09)*	1	3-0-3	0-0	0-0	0-0	0	0	0
vs. TCU (11/7/09)*	1	4-1-5	0-0	0-0	0-0	0	0	0
vs. WYO (11/14/09)*	1	6-1-7	1.0-2	0-0	0	0	0	0

\* = Game started



▶ **#32 VINCENT CAMARDA**

DB, 6-2, 195, So.-SQ,  
San Diego, Calif. (Cathedral Catholic HS)

■ **2009:** Is No. 2 on the depth chart at one warrior spot ... Appeared in his first career game as an Aztec as a reserve in the defensive backfield at UCLA ... Made his first career interception vs. the Bruins and returned it 17 yards ... Also had a tackle and a PBU ... Reserve vs. Southern Utah with one assisted stop and another PBU ... Two stops at Idaho and vs. NMSU and BYU and three at Air Force ... Made his second career INT in the fourth quarter in SDSU's come-from-behind win at Colorado St. ... Made a pair of tackles against UNM ... Had three stops against Wyoming ... Tied for the team in lead in INTs.

■ **CAMARDA'S CAREER STATISTICS**

Career Statistics	G	UA-AT-TT	TFL-Yds.	Sacks	Int.	PBU	FF	FR
2009	10	12-6-18	0-0	0-0	2-17	2	0	0

**Career/2009 Highs:** Tackles: 3, two times; INT: 1 at CSU (10/24/09), at UCLA (9/5/09); PBU: 1 vs. S. Utah (9/12/09), at UCLA (9/5/09).



▶ **#13 BRANDON DAVIS**

DB, 6-2, 185, So.-1L,  
Oakland, Calif. (Castlemont HS)

■ **2009:** First career starts at the Warrior position against UCLA and Southern Utah ... Posted two tackles and forced his first career fumble vs. the Bruins ... Also tallied a pair of stops in the win over the Thunderbirds ... Reserve at Idaho, making one kick return for 19 yards before missing most of the game due to injury ... Did not play against Air Force (inj.) ... Returned as as starter vs. NMSU, making three tackles, including his first career sack ... Tripled his previous career high the next game against BYU with nine tackles, a TFL and a PBU ... Tied his career best and tied for the team game-high with nine tackles to go with a career-

## > SDSU UPDATED PLAYER PROFILES

high two PBUs in the win over UNM ... Earned the start against TCU and made one tackle ... Started vs. WYO and made three stops (two solo).

### ■ DAVIS' CAREER STATISTICS

Career Statistics	G	UA-AT-TT	TFL-Yds.	Sacks	Int.	PBU	FF	FR
2008	11	2-3-5	0-0	0-0	0-0	0	0	0
2009	9	24-5-29	2.0-13	1.0-8	0-0	3	1	0
<b>Totals</b>	<b>20</b>	<b>26-8-34</b>	<b>2.0-13</b>	<b>1.0-8</b>	<b>0-0</b>	<b>3</b>	<b>1</b>	<b>0</b>

**Career/2009 Highs:** Tackles: 9 vs. UNM (10/31/09), vs. BYU (10/17/09); TFLs: 1.0 vs. vs. BYU (10/17/09), NMSU (10/3/09); Sacks: 1.0 vs. NMSU (10/3/09); PBU: 2 vs. UNM (10/31/09); FF: 1 at UCLA (9/5/09).

### ■ DAVIS 2009 GAME-BY-GAME

	G	UA-AT-TT	TFL-Yds.	Sacks	Int.	PBU	FF	FR
at UCLA (9/5/09)*	1	2-0-2	0-0	0-0	0-0	0	1	0
vs. SUU (9/12/09)*	1	1-1-2	0-0	0-0	0-0	0	0	0
at Idaho (9/19/09)	1	0-0-0	0-0	0-0	0-0	0	0	0
at AFA (9/26/09)								
vs. NMSU (10/3/09)*	1	3-0-3	1.0-8	1.0-8	0-0	0	0	0
vs. BYU (10/17/09)*	1	8-1-9	1.0-5	0-0	0-0	1	0	0
at CSU (10/24/09)*	1	0-0-0	0-0	0-0	0-0	0	0	0
vs. UNM (10/31/09)*	1	8-1-9	0-0	0-0	0-0	2	0	0
vs. TCU (11/7/09)*	1	0-1-1	0-0	0-0	0-0	0	0	0
vs. WYO (11/14/09)*	1	2-1-3	0-0	0-0	0-0	0	0	0

\* = Game started



### ▶ #24 KWINGY EDWARDS

DB, 5-11, 175, Sr.-1L,  
Palmdale, Calif. (Palmdale HS)

■ 2009: Listed as a back-up at one warrior spot behind Dey Juan Hemmings ... Came off the bench vs. UCLA, making five tackles and one tackle for a loss ... Two solo efforts in the win over Southern Utah ... First career start at Idaho, making three stops and adding a PBU ... Started against at warrior at Air Force, posting two assisted tackles ... Did not play vs. NMSU due to injury ... Came back to make two tackles vs. BYU ... Tied his then career-best five stops at CSU and also had a TFL ... Starter vs. UNM, recording a career-best and tying for the team game-high with nine solo tackles to go with a PBU ... Also started vs. TCU (three tackles) and Wyoming (three tackles).

### ■ EDWARDS' CAREER STATISTICS

Career Statistics	G	UA-AT-TT	TFL-Yds.	Sacks	Int.	PBU	FF	FR
2008	9	3-0-3	0-0	0-0	0-0	0	0	0
2009	9	28-6-34	2.0-2	0-0	0-0	2	0	0
<b>Totals</b>	<b>18</b>	<b>31-6-37</b>	<b>2.0-2</b>	<b>0-0</b>	<b>0-0</b>	<b>2</b>	<b>0</b>	<b>0</b>

**Career/2009 Highs:** Tackles: 9 vs. UNM (10/31/09); TFLs: 1.0 at CSU (10/23/09), at UCLA (9/5/09); PBU: 1 vs. UNM (10/31/09), at Idaho (9/19/09).



### ▶ #68 NIK EMBERNATE

OL, 6-4, 290, Fr.-HS,  
Yucaipa, Calif. (Yucaipa HS)

■ 2009: Starter in his first career game in the win over New Mexico State at right guard ... Also a starter vs. BYU, Colorado State, New Mexico, TCU and Wyoming.



### ▶ #11 MAR TRELL FANTROY

DB, 6-1, 215, Jr.-1L,  
Las Vegas, Nev. (Bishop Gorman HS)

■ 2009: Appeared in his first game since 2007, in the opener with UCLA ... Made four tackles and a PBU vs. the Bruins ... Five stops in the win over Southern Utah ... Matched his career-high with six tackles at Idaho ... Followed that up with another six-stop effort at Air Force ... SDSU's leading tackler in the win over New Mexico

State, making a career-high eight stops ... Four tackles against No. 18 BYU ... Played in just one game of the past four because of injuries.

### ■ FANTROY'S CAREER STATISTICS

Career Statistics	G	UA-AT-TT	TFL-Yds.	Sacks	Int.	PBU	FF	FR
2007	12	15-2-17	0-0	0-0	3-100	0	0	1-0
2009	7	14-19-33	0-0	0-0	0-0	1	0	0-0
<b>Totals</b>	<b>18</b>	<b>29-21-50</b>	<b>0-0</b>	<b>0-0</b>	<b>3-100</b>	<b>1</b>	<b>0</b>	<b>1-0</b>

**Career Highs:** Tackles: 8 vs. NMSU (10/3/09); INT: 1 at UNLV (11/10/07), vs. UNM (10/27/07), vs. Cincinnati (9/29/07); PBU: 1 at UCLA (9/5/09); FR: 1 vs. TCU (11/24/07).

**2009 Highs:** Tackles: 8 vs. NMSU (10/3/09); PBU: 1 at UCLA (9/5/09).



### ▶ #16 BRYAN FINKEL

LB, 6-2, 220, Sr.-5Q,  
South Tahoe, Calif. (South Tahoe HS/Linfield College)

■ 2009: Moved onto the depth chart at linebacker behind Jerry Milling in place of the injured Logan Ketchum against New Mexico ... Has played in nine of 10 games this year as a reserve and on special teams ... Made his first tackle of the season against TCU on a solo stop.



### ▶ #5 DEY JUAN HEMMING

DB, 5-11, 190, Jr.-2L,  
San Bernardino, Calif. (Rialto HS)

■ 2009: Made his first career starts in the season's first six games at one of the Warrior positions in the defensive backfield ... Also plays special teams ... Posted a team-best and career-high seven tackles, including six solo efforts in the loss to the Bruins ... Made one stop vs. SUU, had four at Idaho and tallied two at Air Force ... Mountain West Conference co-Defensive Player of the Week, after tallying six tackles, a TFL, a fumble return for a touchdown and an interception against New Mexico State ... Returned the fumble 14 yards to erase an early 7-0 deficit ... Limited to only two solo stops in the loss to No. 18 BYU ... Missed most of the CSU contest due to injury, but finished with one tackle ... Was unable to play against New Mexico, but returned to play against TCU ... Had three stops and a TFL vs. Wyoming.

### ■ HEMMING'S CAREER STATISTICS

Career Statistics	G	UA-AT-TT	TFL-Yds.	Sacks	Int.	PBU	FF	FR
2007	12	9-1-10	0-0	0	0	0	1	0
2008	12	13-4-17	0-0	0	0	0	0	0
2009	9	21-5-26	2.0-7	0	1-6	0	0	1-14
<b>Totals</b>	<b>33</b>	<b>43-10-53</b>	<b>2.0-7</b>	<b>0</b>	<b>1-6</b>	<b>0</b>	<b>1</b>	<b>1-14</b>

**Career Highs:** Tackles: 7 at UCLA (9/5/09); TFL: 1.0, 2 times; INT: 1 vs. NMSU (10/3/09); FR: 1.0 vs. NMSU (10/3/09); FF: 1 vs. WYO (11/3/07).

**2009 Highs:** Tackles: 7 at UCLA (9/5/09); TFL: 1.0, 2 times; INT: 1 vs. NMSU (10/3/09); FR: 1.0 vs. NMSU (10/3/09).

### ■ HEMMING'S 2009 GAME-BY-GAME

	G	UA-AT-TT	TFL-Yds.	Sacks	Int.	PBU	FF	FR
at UCLA (9/5/09)*	1	6-1-7	0-0	0-0	0	0	0	0
vs. SUU (9/12/09)*	1	1-0-1	0-0	0-0	0	0	0	0
at Idaho (9/19/09)*	1	2-2-4	0-0	0-0	0	0	0	0
at AFA (9/26/09)*	1	1-1-2	0-0	0-0	0	0	0	0
vs. NMSU (10/3/09)*	1	5-1-6	1.0-5	0-0	1-6	0	0	1-14
vs. BYU (10/17/09)*	1	2-0-2	0-0	0-0	0	0	0	0
at CSU (10/24/09)*	1	1-0-1	0-0	0-0	0	0	0	0
vs. UNM (10/31/09)								
vs. TCU (11/7/09)	1	0-0-0	0-0	0-0	0	0	0	0
vs. WYO (11/14/09)	1	3-0-0	1.0-2	0-0	0	0	0	0

\* = Game started


> SDSU UPDATED PLAYER PROFILES



▶ **#50 TRASK IOSEFA**

OL, 6-0, 290, Jr.-2L,  
Ewa Beach, Hawaii (Punahou HS)

■ **2009:** Is on the watch list for the Rimington Trophy, which is presented annually to college football's top center ... Started every game this season, improving his streak of consecutive starts to 34.



▶ **#31 WALTER KAZEE**

RB, 5-9, 175, Fr.-HS,  
San Bernardino, Calif. (Cajon HS)

■ **2009:** One of four true freshmen to make his Aztec debut vs. UCLA ... Was a reserve at halfback and also returned kicks ... Posted two carries for 13 yards, two receptions for nine yards and contributed four kickoff returns for 76 yards with a long of 25 ... Started his first career game against Southern Utah ... Had three carries and made one

reception for seven yards in the win over the T-Birds ... Came off the bench with a season-high four carries for 12 yards at Idaho ... Did not play due to injury against Air Force ... Returned to start at tailback against New Mexico State, recording his first career 100-yard game with 101 yards on 22 carries and his first career touchdown ... Posted a season-long 26-yard run in the victory over the Aggies ... Limited to just 28 yards on nine carries vs. BYU ... Did manage two catches, including a 27-yard effort, against the Cougars ... Starter at Colorado State, but was limited due to injury to five carries for 11 yards and a reception for nine yards ... Played but did not have a carry in the win over New Mexico ... Had five carries for 14 yards against TCU ... Earned a start as one of the two running backs against Wyoming ... Finished the game with 52 yards and a touchdown on 13 carries.

■ **KAZEE'S CAREER STATISTICS**

Career Statistics	Rushing					Receiving			
	G	Att.	Yds.	TD	Avg.	No.	Yds.	TD	Avg.
2009	9	63	246	2	3.9	7	66	0	9.4

Kickoff Returns	Att.	Yds.	TD	Avg.	Long
2009	5	85	0	17.0	25

■ **Career Highs:** Carries: 22 vs. NMSU (10/3/09); Rushing Yards: 101 vs. NMSU (10/3/09); Long Rush: 26 vs. NMSU (10/3/09); Rushing TD: 1 vs. WYO (11/14/09), vs. NMSU (10/3/09); Receptions: 2 vs. BYU (10/17/09), at UCLA (9/5/09); Receiving Yards: 33 vs. BYU (10/17/09); Long Reception: 27 vs. BYU (10/17/09); KO Returns: 4 at UCLA (9/5/09); KO Return Yards: 76 at UCLA (9/5/09); Long KO Return: 25 at UCLA (9/5/09).

■ **KAZEE GAME-BY-GAME**

	Rushing					Receiving			
	Att.	Yds.	TD	Avg.	No.	Yds.	TD	Avg.	
at UCLA (9/5/09)	2	13	0	6.5	2	9	0	4.5	
vs. SUU (9/12/09)*	3	15	0	5.0	1	7	0	7.0	
at Idaho (9/19/09)	4	12	0	3.0	0	0	0	0.0	
at AFA (9/26/09)	DNP-INJ.								
vs. NMSU (10/3/09)*	22	101	1	4.6	0	0	0	0.0	
vs. BYU (10/17/09)	9	28	0	3.1	2	33	0	16.5	
at CSU (10/24/09)*	5	11	0	2.2	1	9	0	9.0	
vs. UNM (10/31/09)	0	0	0	0.0	0	0	0	0.0	
vs. TCU (11/7/09)	5	14	0	2.8	1	8	0	8.0	
vs. WYO (11/14/09)	13	52	1	4.0	0	0	0	0.0	



▶ **#35 LUKE LAOLAGI**

LB, 6-1, 225, Sr.-3L,  
Reseda, Calif. (Birmingham HS)

■ **2009:** Started his 28th through 34th straight games at middle linebacker in the opening 10 contests ... Recorded an interception in his second consecutive game, returning it for 27 yards vs. UCLA ... Also tallied three solo tackles in the opener ... Third-straight outing with an INT to go with

four stops in the win over Southern Utah ... Did not have an interception against Idaho, but recorded four tackles ... Six stops, including a team-high four solos, against Air Force ... Five tackles in the win over New Mexico State and four against BYU, including one for a loss on fourth down ... Had a sack and a forced fumble at Colorado State ... Two solos in the win over New Mexico ... Had five stops with four of them solo vs. TCU ... Equaled his TCU stats against Wyoming.

■ **LAOLAGI'S CAREER STATISTICS**

Career Statistics	G	UA-AT-TT	TFL-Yds.	Sacks	Int.	PBU	FF	FR
2006	10	7-3-10	1.0-2	0-0	0-0	0	0	0
2007	12	48-46-94	6.0-20	1.0-5	0-0	4	0	0
2008	12	54-45-99	4.0-13	0-0	1-3	2	3	1-0
2009	10	27-13-40	1.5-5	1.0-5	2-27	0	2	0
Totals	44	136-107-243	12.5-40	2.0-10	3-30	6	5	1-0


■ **Career Highs:** Tackles: 13 at Notre Dame (9/6/08), vs. TCU (11/24/07), UNM (10/20/07); TFL: 4.0 vs. WYO (11/3/07); Sack: 1.0 vs. CSU (10/24/09), vs. WYO (11/3/07); INT: 1 vs. S. Utah (9/12/09), at UCLA (9/5/09), vs. UNLV (11/22/08); FF: 1 vs. WYO (11/14/09), 1 vs. CSU (10/24/09), vs. UNLV (11/22/08), at TCU (10/4/08), at Notre Dame (9/6/08); FR: 1 at Notre Dame (9/6/08); PBU: 1, six times.

■ **2009 Highs:** Tackles: 6 at Air Force (9/26/09); TFL: 0.5 vs. BYU (10/17/09); Sacks: 1.0 vs. CSU (10/24/09); INT: 1 vs. S. Utah (9/12/09), at UCLA (9/5/09); FF: 1 vs. WYO (11/14/09), 1 vs. CSU (10/24/09).

■ **LAOLAGI 2009 GAME-BY-GAME**

	G	UA-AT-TT	TFL-Yds.	Sacks	Int.	PBU	FF	FR
at UCLA (9/5/09)*	1	3-0-3	0-0	0-0	1-27	0	0	0
vs. SUU (9/12/09)*	1	2-2-4	0-0	0-0	1-0	0	0	0
at Idaho (9/19/09)*	1	1-3-4	0-0	0-0	0-0	0	0	0
at AFA (9/26/09)*	1	4-2-6	0-0	0-0	0-0	0	0	0
vs. NMSU (10/3/09)*	1	3-2-5	0-0	0-0	0-0	0	0	0
vs. BYU (10/17/09)*	1	2-2-4	0.5-0	0-0	0-0	0	0	0
at CSU (10/24/09)*	1	2-0-2	1.0-5	1.0-5	0-0	0	1	0
vs. UNM (10/31/09)*	1	2-0-2	0-0	0-0	0-0	0	0	0
vs. TCU (11/7/09)*	1	4-1-5	0-0	0-0	0-0	0	0	0
vs. WYO (11/14/09)*	1	4-1-5	0-0	0-0	0-0	0	1	0

\* = Game started



▶ **#99 ERNIE LAWSON**

DL, 6-3, 270, Jr.-2L,  
Vallejo, Calif. (St. Patrick-St. Vincent HS)

■ **2009:** Starter at defensive tackle vs. UCLA with his only tackle being a sack for a loss of five yards ... Starter again against Southern Utah and Idaho ... Made three stops vs. the Vandals and two the following week at Air Force ... Forced his first career fumble, which was picked up and returned for a touchdown by teammate Dey Juan

Hemmings, in the win over New Mexico State ... Also had a tackle for a loss and three stops overall against the Aggies ... Two stops as a starter vs. BYU ... Two tackles with one for a loss of two yards against New Mexico ... Started against TCU and made two tackles ... Made three tackles with a sack versus Wyoming.

■ **LAWSON'S CAREER STATISTICS**

Career Statistics	G	UA-AT-TT	TFL-Yds.	Sacks	Int.	PBU	FF	FR
2007	12	9-8-17	0-0	0-0	0-0	2	0	0
2008	6	4-6-10	3.0-9	1.0-7	0-0	0	0	0
2009	10	13-5-18	4.5-16	2.0-9	0-0	0	1	0
Totals	28	26-19-45	7.5-25	3.0-16	0-0	2	1	0

■ **Career Highs:** Tackles: 4 at Air Force (11/17/07), at Utah (10/13/07); TFLs: 1.0 vs. WYO (11/14/09), vs. NMSU (10/3/09), vs. UNLV (11/22/08), at Notre Dame (9/6/08); Sacks: 1.0 vs. WYO (11/14/09), 1.0 at UCLA (9/5/09), vs. UNLV (11/22/08); FF: 1.0 vs. NMSU (10/3/09).

■ **2009 Highs:** Tackles: 3 vs. NMSU (10/3/09), at Idaho (9/19/09); TFL: 1.0 vs. WYO (11/14/09), 1.0 vs. UNM (10/31/09), vs. NMSU (10/3/09), at UCLA (9/5/09); Sacks: 1.0 vs. WYO (11/14/09), 1.0 at UCLA (9/5/09); FF: 1.0 vs. NMSU (10/3/09).

# > SDSU UPDATED PLAYER PROFILES

## ■ LAWSON 2009 GAME-BY-GAME

	G	UA-AT-TT	TFL-Yds.	Sacks	Int.	PBU	FF	FR
at UCLA (9/5/09)*	1	1-0-1	1.0-5	1.0-5	0-0	0	0	0
vs. SUU (9/12/09)*	1	0-0-0	0-0	0-0	0-0	0	0	0
at Idaho (9/19/09)*	1	2-1-3	0-0	0-0	0-0	0	0	0
at AFA (9/26/09)*	1	1-1-2	0-0	0-0	0-0	0	0	0
vs. NMSU (10/3/09)*	1	2-1-3	1.0-2	0-0	0-0	0	1	0
vs. BYU (10/17/09)*	1	1-1-2	0-0	0-0	0-0	0	0	0
at CSU (10/24/09)*	1	0-0-0	0-0	0-0	0-0	0	0	0
vs. UNM (10/31/09)*	1	2-0-2	1.0-3	0-0	0-0	0	0	0
vs. TCU (11/7/09)*	1	1-1-2	0.5-3	0-0	0-0	0	0	0
vs. WYO (11/14/09)*	1	3-0-3	1.0-4	1.0-4	0-0	0	0	0

\* = Game started



### ▶ #14 RYAN LINDLEY

QB, 6-3, 205, So.-1L,  
Alpine, Calif. (El Capitan HS)

■ 2009: SDSU's starting quarterback for the 12th time in his career against UCLA ... Threw for 238 yards with a pair of touchdowns, including a career-long 78-yard strike to Vincent Brown ... Accounted for three scores vs. Southern Utah, throwing two TDs and recording his second career rushing touchdown vs. Southern Utah ... Completed 20 of

30 attempts for 287 yards in the win over the Thunderbirds ... Missed part of the Idaho game due to injury, but still managed to throw for 200 yards, completing 21 of his 35 pass attempts with a touchdown ... Then season-best 25 completions on 41 attempts for 284 yards and two TDs at Air Force ... Lone TD pass vs. NMSU proved to be the game-winner in the fourth quarter ... Then season-best 298 passing yards (21-for-33) and three touchdowns against No. 18 BYU ... Career performance in leading SDSU to a 42-28 win at Colorado State, throwing for 459 yards (29-for-43) and a league-record six touchdowns to earn MWC co-POW honors ... The 459 yards are the most by a player in the MWC in 2009, rank sixth nationally and are 12th in school single-game history ... Another three-TD effort in leading the team to a win over New Mexico ... Threw for 164 yards and a TD against TCU ... Was 18-for-29 for 200 yards versus Wyoming ... Did not have a touchdown pass against the Cowboys, though, breaking a streak of 15 consecutive outings with at least one passing score (he missed the game in 2008 vs. AFA due to injury) ... First Aztec to pass for 2,000 yards in consecutive seasons since Billy Blanton (1995-96) ... Is currently 23rd nationally in passing (250.6) and is 38rd nationally in total offense per game (241.1) ... Is the ninth Aztec to throw for at least 5,000 yards in his career ... Has two career 400-yard passing games and five for 300 or more yards.

## ■ LINDLEY'S CAREER STATISTICS

Career Statistics	G	Att.	Com.	INT	Yds.	TDs	Eff.	Tot. Off.
2008	11	427	242	9	2,653	16	117.0	2,591
2009	10	355	197	12	2,506	21	127.6	2,411
Totals	21	782	439	21	5,159	37	121.8	5,002

**Career Highs:** Attempts: 59 at Notre Dame (9/6/08); Completions: 35 vs. UNLV (11/22/09); Passing Yards: 459 at CSU (10/24/09); Long Pass: 78 at UCLA (9/5/09); TDs Passing: 6 at CSU (10/24/09); TDs Rushing: 1 vs. S. Utah (9/12/09), at Notre Dame (9/6/08).

**2009 Highs:** Attempts: 45 at UCLA (9/5/09); Completions: 29 at CSU (10/24/09); Passing Yards: 459 at CSU (10/24/09); Long Pass: 78 at UCLA (9/5/09); TDs Passing: 6 at CSU (10/24/09).

## ■ LINDLEY 2009 GAME-BY-GAME

	Passing				Rushing			
	Att.	Com.	INT	Yds.	TDs	Att.	Yds.	TDs
at UCLA (9/5/09)*	45	18	3	238	2	0	0	0
vs. SUU (9/12/09)*	30	20	0	287	2	2	2	1
at Idaho (9/19/09)*	35	21	1	200	1	1	-10	0
at AFA (9/26/09)*	41	25	4	284	2	4	-28	0
vs. NMSU (10/3/09)*	27	7	1	123	1	2	-9	0
vs. BYU (10/17/09)*	33	21	1	298	3	1	-10	0

at CSU (10/24/09)*	29	43	0	459	6	1	-9	0
vs. UNM (10/31/09)*	38	22	0	253	3	5	-31	0
vs. TCU (11/7/09)*	34	16	2	164	1	0	0	0
vs. WYO (11/14/09)*	29	18	0	200	0	0	0	0

\* = Game started



### ▶ #94 JEROME LONG

DL, 6-5, 265, So.-1L,  
Los Osos, Calif. (Los Osos HS)

■ 2009: Tallied a sack for a loss of six yards in the opener with UCLA ... Reserve for second straight outing vs. Southern Utah, making one tackle ... Also had an assisted tackle at Idaho and at Air Force ... Two stops in the win over NMSU and a season-best four vs. BYU ... Contributed two tackles, including a half sack against New Mexico ... Had two tackles (one solo) versus TCU ... Made one stop against Wyoming.

## ■ LONG'S CAREER STATISTICS

Career Statistics	G	UA-AT-TT	TFL-Yds.	Sacks	Int.	PBU	FF	FR
2008	11	14-23-37	2.0-8	1.0-7	0-0	0	0	0
2009	10	9-7-16	1.5-8	1.5-8	0-0	0	0	0
Totals	21	23-30-53	3.5-16	2.5-15	0-0	0	0	0

**Career Highs:** Tackles: 9 at TCU (10/4/08); TFL: 1.0 at UCLA (9/5/09), at BYU (11/8/08), vs. CSU (10/25/08); Sacks: 1.0 at UCLA (9/5/09), at BYU (11/8/08).

**2009 Highs:** Tackles: 4 vs. BYU (10/17/09); TFL: 1.0 at UCLA (9/5/09); Sacks: 1.0 at UCLA (9/5/09).



### ▶ #74 MIKE MATAMUA

OL, 6-4, 290, So.-SQ,  
Kapolei, Hawaii (Kapolei HS)

■ 2009: One of four Aztecs to earn a start in their first collegiate game on Sept. 5 at UCLA ... Started at left guard vs. both the Bruins, Southern Utah and Idaho ... Moved to starting left tackle the next five outings ... Played in each of the past two games as well.



### ▶ #2 DAVION MAULDIN

DB, 5-10, 165, Sr.-1L,  
Compton, Calif. (Cimarron-Mem. HS/Cerritos JC)

■ 2009: Made one tackle and returned a punt for three yards in the team's first game of the year at UCLA ... Missed the next three games due to injury, before returning as a reserve in the win vs. New Mexico State ... Made two tackles, including one for a loss of four yards, against the Aggies ... First start of the year at cornerback against BYU, accounting for a tackle and a PBU ... Returned six kickoffs for 160 yards, including a team season-long of 31 yards in the first half vs. the Cougars ... Second start at Colorado State with a tackle and one kick-off return ... Season-high six stops and one PBU in the win over New Mexico ... Also had four kickoff returns for 76 yards with a long of 24 vs. the Lobos ... Had career highs of eight returns and 151 yards against TCU and also had two tackles ... Made three tackles on defense against Wyoming, while returning one kickoff for 39 yards.

## ■ MAULDIN'S CAREER STATISTICS

Career Statistics	G	UA-AT-TT	TFL-Yds.	Sacks	Int.	PBU	FF	FR
2008	9	10-0-10	1.0-1	0-0	0-0	0	0	0
2009	7	13-3-16	1.0-4	0-0	0-0	2	0	0
Totals	16	23-3-26	2.0-5	0-0	0-0	2	0	0

Kickoff Returns Att.	Yds.	TD	Avg.	Long	
2008	26	588	1	22.6	93
2009	20	441	0	22.0	39
Totals	46	1,029	1	22.4	93

**Career Highs:** Tackles: 7 vs. CSU (10/25/08); TFL: 1.0 vs. NMSU

## > SDSU UPDATED PLAYER PROFILES

(10/3/09), vs. CSU (10/25/08); **KO Returns:** 8 vs. TCU (11/7/09); **KO Return Yards:** 151 vs. TCU (11/7/09); **Long KO Return:** 93 vs. CSU (10/25/08); **Punt Returns:** 3 vs. UNLV (11/22/08); **Punt Return Yards:** 10 at Wyo. (11/1/08); **Long Punt Return:** 10 at Wyo. (11/1/08).

**2009 Highs:** **Tackles:** 6 vs. UNM (10/31/09); **TFL:** 1.0 vs. NMSU (10/3/09); **KO Returns:** 8 vs. TCU (11/7/09); **KO Return Yards:** 151 vs. TCU (11/7/09).



### ▶ #20 LEON MCFADDEN

DB, 5-10, 165, Fr.-HS,  
Bellflower, Calif. (St. John Bosco HS)

■ **2009:** Signed as a wide receiver, but converted to defensive back during fall camp ... One of two true freshmen to start against UCLA ... Earned the starting nod at left cornerback, making two tackles and adding a blocked extra point ... In his second start vs. Southern Utah, blocked another kick and returning it after a lateral for a defensive

extra point ... Also added two stops against the T-Birds ... Two solo tackles as a starter at Idaho and a season-best five stops at Air Force ... Recorded his first career interception in the win over New Mexico State, returning it 39 yards to set up and SDSU field goal ... Came off the bench for the first time this season vs. BYU, logging only one solo tackle ... Starter at left cornerback at Colorado State and a reserve against UNM ... Also played against TCU and Wyoming ... Recorded his first career sack vs. Wyoming.

#### ■ MCFADDEN'S CAREER STATISTICS

Career Statistics	G	UA-AT-TT	TFL-Yds.	Sacks	Int.	PBU	FF	FR
2009	10	17-7-24	1.0-5	1.0-5	1-39	0	0	0

**Career/2009 Highs:** **Tackles:** 5 at Air Force (9/26/09); **INT:** 1 vs. NMSU (10/3/09); **Blocked Kick:** 1 vs. S. Utah (9/12/09), at UCLA (9/5/09).

#### ■ MCFADDEN GAME-BY-GAME

	G	UA-AT-TT	TFL-Yds.	Sacks	Int.	PBU	FF	FR
at UCLA (9/5/09)*	1	1-1-2	0-0	0-0	0	0	0	0
vs. SUU (9/12/09)*	1	2-0-2	0-0	0-0	0	0	0	0
at Idaho (9/19/09)*	1	2-0-2	0-0	0-0	0	0	0	0
at AFA (9/29/09)*	1	3-2-5	0-0	0-0	0	0	0	0
vs. NMSU (10/3/09)*	1	1-1-2	0-0	0-0	1-39	0	0	0
vs. BYU (10/14/09)*	1	1-0-1	0-0	0-0	0	0	0	0
at CSU (10/24/09)*	1	1-1-2	0-0	0-0	0	0	0	0
vs. UNM (10/31/09)*	1	2-1-3	0-0	0-0	0	0	0	0
vs. TCU (11/7/09)	1	3-1-4	0-0	0-0	0	0	0	0
vs. WYO (11/14/09)	1	1-0-1	1.0-5	1.0-5	0	0	0	0

\* = Game started



### ▶ #34 JERRY MILLING

LB, 5-10, 215, Sr.-1L,  
Palmdale, Calif. (Palmdale HS)

■ **2009:** Team co-captain ... Played in his first outing since last September, starting at linebacker vs. UCLA ... Made four solo tackles, including a pair behind the line of scrimmage for a loss of four yards ... Five solo tackles in his second start of 2009 vs. Southern Utah ... Team-best eight stops with three behind the line of scrimmage at Idaho ... Also contributed his first career sack against the Vandals ... Then career-high 12 tackles at Air Force, becoming the first Aztec in 2009 to reach double-figures ... Four solo efforts in the win vs. New Mexico State ... Improved his single-game best for tackles with 13 in the loss to No. 18 BYU ... Had a team-best six tackles in the win at Colorado State ... Had six tackles with a 0.5 TFL against TCU ... Added three spots versus Wyoming ... Leads the team in tackles (62), unassisted tackles (38) and assisted stops (24) ... Is tied for the team lead with six tackles for a loss.

#### ■ MILLING'S CAREER STATISTICS

Career Statistics	G	UA-AT-TT	TFL-Yds.	Sacks	Int.	PBU	FF	FR
2006	9	2-1-3	0-0	0-0	0-0	0	0	0
2007	5	12-3-15	0-0	0-0	0-0	0	0	0
2008	4	12-16-28	1.5-3	0-0	0-0	1	0	1-0
2009	10	38-24-62	6.0-17	0.5-4	0-0	0	0	0
<b>Totals</b>	<b>28</b>	<b>64-44-108</b>	<b>7.5-20</b>	<b>0.5-4</b>	<b>0-0</b>	<b>1</b>	<b>0</b>	<b>1-0</b>

**Career Highs:** **Tackles:** 13 vs. BYU (10/17/09); **TFLs:** 3.0 at Idaho (9/19/09); **Sacks:** 0.5 at Idaho (9/19/09); **PBU:** 1 vs. Idaho (9/27/08); **FR:** 1 at Notre Dame (9/6/08).

**2009 Highs:** **Tackles:** 13 vs. BYU (10/17/09); **TFLs:** 3.0 at Idaho (9/19/09); **Sacks:** 0.5 at Idaho (9/19/09).

#### ■ MILLING 2009 GAME-BY-GAME

	G	UA-AT-TT	TFL-Yds.	Sacks	Int.	PBU	FF	FR
at UCLA (9/5/09)*	1	4-0-4	2.0-4	0-0	0-0	0	0	0
vs. SUU (9/12/09)*	1	5-0-5	0-0	0-0	0-0	0	0	0
at Idaho (9/19/09)*	1	3-5-8	3.0-10	0.5-4	0-0	0	0	0
at AFA (9/26/09)*	1	3-9-12	0-0	0-0	0-0	0	0	0
vs. NMSU (10/3/09)*	1	4-0-4	0-0	0-0	0-0	0	0	0
vs. BYU (10/17/09)*	1	9-4-13	0.5-1	0-0	0-0	0	0	0
at CSU (10/24/09)*	1	3-3-6	0-0	0-0	0-0	0	0	0
vs. UNM (10/31/09)*	1	1-0-1	0-0	0-0	0-0	0	0	0
vs. TCU (11/7/09)*	1	3-3-6	0.5-2	0-0	0-0	0	0	0
vs. WYO (11/14/09)*	1	3-0-3	0-0	0-0	0-0	0	0	0

\* = Game started



### ▶ #62 PETER NELSON

OL, 6-5, 295, Sr.-2L,  
St. Charles, Ill. (St. Charles HS)

■ **2009:** Started his 17th through 24th career games in the team's opening 10 contests at right tackle.



### ▶ #15 JOSE PEREZ

DB, 6-1, 180, Jr.-1L,  
Oceanside, Calif. (Oceanside HS)

■ **2009:** Earned the starting nod at cornerback in all but one game this year ... Made two tackles in the opener with the Bruins ... Had three stops against the Thunderbirds and contributed one and a PBU at Idaho ... Had one pass break-up against Air Force ... Three tackles in the win over New Mexico State ... Matched his career-high with five stops and one pass break-up vs. No. 18 BYU, starting at left cornerback ... Reserve vs. Colorado State, but still posted five tackles for the second game in a row ... Returned to the starting line-up against UNM, posting one solo tackle ... Earned the start against TCU and Wyoming and made two tackles in each game.

#### ■ PEREZ'S CAREER STATISTICS

Career Statistics	G	UA-AT-TT	TFL-Yds.	Sacks	Int.	PBU	FF	FR
2008	10	7-9-16	1.0-1	0-0	2-9	2	0	0
2009	10	17-7-24	0-0	0-0	0-0	3	0	0
<b>Totals</b>	<b>20</b>	<b>24-16-40</b>	<b>1.0-1</b>	<b>0-0</b>	<b>2-9</b>	<b>5</b>	<b>0</b>	<b>0</b>

**Career Highs:** **Tackles:** 5 at CSU (10/24/09), vs. BYU (10/17/09), vs. UNLV (11/22/08); **INT:** 1 vs. Utah (11/15/08), at Idaho (9/27/08); **PBU:** 1 vs. BYU (10/17/09), vs. Utah (11/15/08), at Idaho (9/27/08).

**2009 Highs:** **Tackles:** 5 at CSU (10/24/09), vs. BYU (10/17/09); **PBU:** 1 vs. BYU (10/17/09), at Air Force (9/26/09), at Idaho (9/19/09).

#### ■ PEREZ 2009 GAME-BY-GAME

	G	UA-AT-TT	TFL-Yds.	Sacks	Int.	PBU	FF	FR
at UCLA (9/5/09)*	1	1-1-2	0-0	0-0	0-0	0	0	0
vs. SUU (9/12/09)*	1	1-2-3	0-0	0-0	0-0	0	0	0
at Idaho (9/19/09)*	1	1-0-1	0-0	0-0	0-0	1	0	0
at AFA (9/26/09)*	1	0-0-0	0-0	0-0	0-0	1	0	0

## > SDSU UPDATED PLAYER PROFILES

vs. NMSU (10/3/09)*	1	2-1-3	0-0	0-0	0-0	0	0	0
vs. BYU (10/17/09)*	1	4-1-5	0-0	0-0	0-0	1	0	0
at CSU (10/24/09)	1	3-2-5	0-0	0-0	0-0	0	0	0
vs. UNM (10/31/09)*	1	1-0-1	0-0	0-0	0-0	0	0	0
vs. TCU (11/7/09)*	1	2-0-2	0-0	0-0	0-0	0	0	0
vs. WYO (11/14/09)*	1	2-0-2	0-0	0-0	0-0	0	0	0

\* = Game started



### ▶ #22 ANDREW PRESTON

LB, 6-1, 215, Jr.-2L,  
Centennial, Colo. (Arapahoe HS)

■ **2009:** Reserve at linebacker in every game ... Had two solo tackles with one of those being for a loss of two yards at UCLA ... Tallied a team game-high seven tackles in the win over Southern Utah, including six solo efforts ... Made four tackles vs. Idaho and New Mexico State and three at Air Force ... Recorded five stops and a pass break-up vs. No. 18 BYU ... Second PBU of the year to go with a half tackle for loss at Colorado State ... Made his first sack of the season for a loss of 10 yards in the win over New Mexico ... Made four tackles (all solo) versus TCU ... Had six tackles (second most on the team) and a pass break-up against Wyoming.

#### ■ PRESTON'S CAREER STATISTICS

Career Statistics	G	UA-AT-TT	TFL-Yds.	Sacks	Int.	PBU	FF	FR
2007	11	40-32-72	7.0-23	1.0-7	0-0	0	0	0
2008	12	48-34-82	3.5-12	1.0-9	0-0	1	1	0
2009	10	27-12-39	3.5-18	1.0-10	0-0	3	0	0
<b>Totals</b>	<b>33</b>	<b>115-78-193</b>	<b>14.0-53</b>	<b>3.0-26</b>	<b>0-0</b>	<b>4</b>	<b>1</b>	<b>0</b>

**Career Highs:** Tackles: 18 vs. Air Force (10/11/08); TFL: 2.0 at SJSU (9/13/08), at UNLV (11/10/07); Sacks: 1.0 at SJSU (9/13/08), vs. PSU (9/22/07); PBU: 1, four times; FF: 1 vs. UNLV (11/22/08).

**2009 Highs:** Tackles: 7 vs. S. Utah (9/12/09); TFL: 1.0 vs. UNM (10/31/09), at UCLA (9/5/09); Sacks: 1.0 vs. UNM (10/31/09); PBU: 1, four times.



### ▶ #69 ERIK QUINONES

OL, 6-3, 290, Fr.-RS,  
Canyon Lake, Calif. (Temescal Canyon HS)

■ **2009:** Saw his first career action as a reserve at left guard against BYU ... Made his first career starts at Colorado State and against New Mexico.



### ▶ #1 DEMARCO SAMPSON

WR, 6-2, 210, Sr.-2L,  
Chula Vista, Calif. (Castle Park HS)

■ **2009:** Was in the starting line-up for the first time in his career at UCLA, tallying four catches, including a spectacular one-handed grab, for 39 yards ... Starter again in the home opener with Southern Utah, posting then career bests in both receptions (5), receiving yards (64) and long reception (31 yards) ... Logged four catches for 36 yards as a starter at Idaho ... Fourth-straight start at Air Force, coming up with two catches for 32 yards in the loss ... Two catches for 34 yards, including a 24-yard effort in the win over New Mexico State ... First career multi-TD effort vs. No. 18 BYU, catching one score for seven yards and another for 36 yards ... Ended the night with five catches for 77 yards ... Breakout game of his career at Colorado State, logging 15 catches for 257 yards and three scores to help the team rally from a 14-point halftime deficit ... His 15 receptions are seventh in school history and sixth nationally this season, while his 257 yards set a MWC record in a league game and are the second-best in the nation in 2009 ... Tabbed for MWC co-offensive player of the week award and was one of four up for AT&T All-America Football Player-of-the-Week honors ... The next week vs. UNM, posted his third-straight multi-TD game, logging seven catches for 56 yards and two scores ... His 4-yard grab in the endzone in the fourth quarter proved to be the game-winner ... Led the team with eight catches and 81 receiving yards against TCU ... Also had a TD catch, his fourth straight game with a TD reception ... Led the team

again against Wyoming with five receptions and 50 yards ... Is 39th nationally in receiving yards per game (72.60) and is second in the MWC in league-only outings (92.2/g).

#### ■ SAMPSON'S CAREER STATISTICS

Career Statistics	Receiving				
	G	No.	Yds.	TD	Avg.
2005	12	6	60	1	10.0
2008	11	11	111	1	10.1
2009	10	55	726	8	13.2
<b>Totals</b>	<b>33</b>	<b>72</b>	<b>897</b>	<b>10</b>	<b>12.5</b>

**Career/2009 Highs:** Receptions: 14 at CSU (10/24/09); Receiving Yards: 257 at CSU (10/24/09); Receiving TDs: 3 at CSU (10/24/09); Long Reception: 38 at CSU (10/24/09).

#### ■ SAMPSON 2009 GAME-BY-GAME

	Receiving			
	No.	Yds.	TD	Avg.
at UCLA (9/5/09)*	4	39	0	9.8
vs. SUU (9/12/09)*	5	64	0	12.8
at Idaho (9/19/09)*	4	36	0	9.0
at AFA (9/26/09)*	2	32	0	16.0
vs. NMSU (10/3/09)*	2	34	0	17.0
vs. BYU (10/17/09)*	5	77	2	15.4
at CSU (10/24/09)*	15	257	3	17.1
vs. UNM (10/31/09)*	7	56	2	8.0
vs. TCU (11/7/09)*	6	81	1	13.5
vs. WYO (11/14/09)*	5	50	0	10.0

\* = Game started



### ▶ #42 NICK SANDFORD

DB, 6-2, 210, Sr.-3L,  
Orange, Calif. (El Modena HS)

■ **2009:** Back in the starting line-up for the eighth time in his career at the Aztec position at UCLA ... Made five solo tackles and logged his first career sack for a loss of seven yards vs. the Bruins ... First career pick on the first offensive play of the game against Southern Utah ... One solo and one assisted tackle at Idaho ... Was a reserve at Air Force, making seven stops in the loss ... A starter in the win over New Mexico State, posting six tackles ... Followed that up with seven tackles against BYU ... Second career pick at CSU, setting up an Aztec touchdown ... Four solos and a PBU in the win over UNM ... Started against TCU and tied for the team lead with six tackles (four solos) ... Also started versus Wyoming, making three tackles ... Is second on the team with 31 unassisted tackles and is third with 43 overall stops.

#### ■ SANDFORD'S CAREER STATISTICS

Career Statistics	G	UA-AT-TT	TFL-Yds.	Sacks	Int.	PBU	FF	FR
2006	12	12-0-12	0-0	0-0	0-0	0	0	0
2007	6	4-1-5	0-0	0-0	0-0	0	0	0
2008	9	29-15-44	2.0-7	0-0	0-0	0	0	0
2009	10	31-12-43	1.5-7	1.0-7	2-33	1	0	0
<b>Totals</b>	<b>37</b>	<b>76-28-104</b>	<b>3.5-14</b>	<b>1.0-7</b>	<b>2-33</b>	<b>1</b>	<b>0</b>	<b>0</b>

**Career Highs:** Tackles: 10 at Wyoming (11/1/08), at SJSU (9/13/08); TFLs: 2.0 at Wyoming (11/1/08); Sacks: 1.0 at UCLA (9/5/09); INT: 1 at CSU (10/24/09), vs. S. Utah (9/12/09); PBU: 1 vs. UNM (10/31/09).

**2009 Highs:** Tackles: 7 vs. BYU (10/17/09), at AFA (9/26/09); TFLs: 1.0 at UCLA (9/5/09); Sacks: 1.0 at UCLA (9/5/09); INT: 1 at CSU (10/24/09), vs. S. Utah (9/12/09); PBU: 1 vs. UNM (10/31/09).

#### ■ SANDFORD 2009 GAME-BY-GAME

	G	UA-AT-TT	TFL-Yds.	Sacks	Int.	PBU	FF	FR
at UCLA (9/5/09)*	1	5-0-5	1.0-7	1.0-7	0-0	0	0	0
vs. SUU (9/12/09)*	1	0-0-0	0-0	0-0	1-4	0	0	0
at Idaho (9/19/09)*	1	1-1-0	0-0	0-0	0-0	0	0	0
at AFA (9/26/09)	1	2-5-7	0-0	0-0	0-0	0	0	0

> SDSU UPDATED PLAYER PROFILES

vs. NMSU (10/3/09)*	1	5-1-6	0-0	0-0	0-0	0	0	0
vs. BYU (10/17/09)*	1	6-1-7	0-0	0-0	0-0	0	0	0
at CSU (10/24/09)*	1	1-2-3	0.5-0	0-0	1-29	0	0	0
vs. UNM (10/31/09)*	1	4-0-4	0-0	0-0	0-0	1	0	0
vs. TCU (11/7/09)*	1	4-2-6	0-0	0-0	0-0	0	0	0
vs. WYO (11/14/09)*	1	3-0-3	0-0	0-0	0-0	0	0	0

\* = Game started



▶ **#4 DOMINIQUE SANDIFER**

WR, 6-0, 180, Fr.-RS,  
Gardena, Calif. (Beverly Hills HS)

■ **2009:** Has played in six games this season ... First career catch at Air Force for six yards ... Had a pair of receptions against New Mexico State ... Three catches, including his first career TD (33-yarder), at Colorado State ... First career start in the win over New Mexico, making five grabs for a career-high 70 yards, highlighted by a 30-yard effort.

■ SANDIFER'S CAREER STATISTICS

Career Statistics	Receiving				
	G	No.	Yds.	TD	Avg.
2009	8	15	172	1	11.5

**Career/2009 Highs:** Receptions: 5 vs. UNM (10/31/09); Receiving Yards: 70 vs. UNM (10/31/09); Receiving TDs: 1 at CSU (10/24/09); Long Reception: 33 at CSU (10/24/09).

■ SANDIFER 2009 GAME-BY-GAME

	Receiving			
	No.	Yds.	TD	Avg.
at UCLA (9/5/09)	DNP			
vs. SUU (9/12/09)	DNP			
at Idaho (9/19/09)	0	0	0	0.0
at AFA (9/26/09)	1	6	0	6.0
vs. NMSU (10/3/09)	2	21	0	10.5
vs. BYU (10/17/09)	0	0	0	0.0
at CSU (10/24/09)	3	48	1	16.0
vs. UNM (10/31/09)*	5	70	0	14.0
vs. TCU (11/7/09)*	0	0	0	0.0
vs. WYO (11/14/09)*	4	27	0	6.8

\* = Game started



▶ **#40 ZACHARY SHAPIRO**

DL, 6-2, 230, Sr.-1L,  
Claremont, Calif. (Claremont HS/Nevada)

■ **2009:** Back up at left end behind B.J. Williams ... Was a reserve against UCLA on both defense and special teams ... Only stop was a tackle for a loss of four yards vs. the Bruins ... Also had one stop in the win over Southern Utah ... Career-best four tackles in both road games with Idaho and Air Force ... Added a solo tackle for a loss against the

Falcons ... First career sack for a loss of 11 yards in the win over New Mexico State ... Had three tackles overall against the Aggies and also BYU ... Two assisted efforts at Colorado State.

■ SHAPIRO'S CAREER STATISTICS

Career Statistics	G	UA-AT-TT	TFL-Yds.	Sacks	Int.	PBU	FF	FR
2008	7	1-0-1	0-0	0-0	0-0	0	0	0
2009	10	8-10-18	3.0-16	1.0-11	0-0	0	0	0
<b>Totals</b>	<b>17</b>	<b>9-10-19</b>	<b>3.0-16</b>	<b>1.0-11</b>	<b>0-0</b>	<b>0</b>	<b>0</b>	<b>0</b>

**Career/2009 Highs:** Tackles: 4 at Air Force (9/26/09), at Idaho (9/19/09); TFL: 1.0 vs. NMSU (10/3/09), at Air Force (9/26/09), at UCLA (9/5/09); Sacks: 1.0 vs. NMSU (10/3/09).



▶ **#85 D.J. SHIELDS**

TE, 6-4, 240, Fr.-RS,  
Bonita, Calif. (Bonita Vista HS)

■ **2009:** Back up at fullback and tight end ... Reserve in all five contests ... Played in his first career contest at UCLA, but did not have a catch ... Also appeared on special teams ... Made his first career reception at Air Force for three yards ... Career-high two catches vs. Brigham Young for five yards ... First career start at TE in the win at CSU ... One reception for nine yards against New Mexico ... Matched his career high with two catches against Wyoming ... Also had a career-best 43 receiving yards.

■ SHIELDS' CAREER STATISTICS

Career Statistics	Receiving				
	G	No.	Yds.	TD	Avg.
2009	10	8	69	0	6.9

**Career/2009 Highs:** Receptions: 2 vs. WYO (11/14/09), vs. BYU (10/17/09); Receiving Yards: 43 vs. WYO (11/14/09); Long Reception: 28 vs. WYO (11/14/09).



▶ **#56 JONATHAN SOTO**

DL, 6-3, 260, Sr.-3L,  
West Covina, Calif. (Bishop Amat HS)

■ **2009:** Played in his 35th career game and made his 21st start in the opener with UCLA ... Had one solo tackle in the loss to the Bruins ... Saw his string of consecutive games snapped at 30, as he sat out the Southern Utah outing due to injury ... Returned as a reserve at Idaho, making one solo tackle, and at Air Force, tallying four stops ... Did not have a tackle against NMSU ... Had a sack for a loss of nine yards in the win at Colorado State ... Two stops vs. UNM, including a TFL ... Made two tackles against TCU ... Had three stops versus Wyoming, including two solo.

■ SOTO'S CAREER STATISTICS

Career Statistics	G	UA-AT-TT	TFL-Yds.	Sacks	Int.	PBU	FF	FR
2005	10	9-2-11	0-0	0-0	0-0	0	0	0
2006	DNP-Redshirt							
2007	12	22-13-35	4.5-19	3.0-15	0-0	2	1	0
2008	12	27-30-57	4.5-14	2.5-10	0-0	0	1	0
2009	9	11-5-16	2.0-11	1.0-9	0-0	0	0	0
<b>Totals</b>	<b>43</b>	<b>69-50-119</b>	<b>11.0-44</b>	<b>6.5-34</b>	<b>0-0</b>	<b>2</b>	<b>2</b>	<b>0</b>

**Career Highs:** Tackles: 8 at TCU (10/4/08), vs. Cal Poly (8/30/08); TFL: 2.0 vs. Cal Poly (8/30/08); Sacks: 1.5 vs. Cal Poly (8/30/08); PBU: 1 vs. UNM (10/20/07), at CSU (10/6/07); FF: 1 vs. vs. Air Force (10/11/08), vs. PSU (9/22/07).

**2009 Highs:** Tackles: 4 at Air Force (9/26/09); TFL: 1.0 vs. UNM (10/31/09); at CSU (10/24/09); Sacks: 1.0 at CSU (10/24/09).



▶ **#14 BRIAN STAHOVICH**

P/K, 6-0, 170, So.-1L,  
Solana Beach, Calif. (Cathedral Catholic HS)

■ **2009:** Is currently ranked 20th nationally in punting average (43.60) and second in the Mountain West ... Has 13 kicks of 50 or more yards (out of 39 attempts) in 2009 and 21 for his career ... Had eight punts for an average of 44.8 yards at UCLA ... Long punt vs. the Bruins was a 51-yarder and also had one drop inside the 20-yard line ...

Had just two punts in the win over Southern Utah, booming one 50 yards and the other 41 yards ... Averaged 46.3 yards on three boots at Idaho with a long of 51 yards ... Booted two season-long 57-yard punts at Air Force and also added a pair of 56-yard efforts ... Punt average of 52.5 against the Falcons is fourth-best in Aztec single-game history and a career high ... Six punts, including three that were fair caught, with an average of 44.8 in the win over NMSU ... Two 50-yard punts vs. BYU and one at CSU ... MWC Player of the Week after dropping five of his seven punts inside the 20 in the win over New Mexico ... Also tallied a 59 and 50-yard vs. the Lobos.



> SDSU UPDATED PLAYER PROFILES

■ STAHOVICH'S CAREER STATISTICS

Career Statistics	G	No.	Yds.	Avg.	Long	TB	FC	I20	Blk.
2008	12	71	2,807	39.5	65	6	19	14	1
2009	10	47	2,049	43.6	59	6	11	9	0
<b>Totals</b>	<b>22</b>	<b>118</b>	<b>4,856</b>	<b>41.2</b>	<b>65</b>	<b>12</b>	<b>30</b>	<b>23</b>	<b>1</b>

**Career Highs:** Punts: 10 at TCU (10/4/08); Yards: 412 at San Jose State (9/13/08); Avg.: 52.5 (6-for-315) at Air Force (9/26/09); Long: 65 at San Jose State (9/13/08).

**2009 Highs:** Punts: 8 at UCLA (9/5/09); Yards: 358 at UCLA (9/5/09); Avg.: 52.5 (6-for-315) at Air Force (9/26/09); Long: 59 vs. UNM (10/31/09).



▶ **#23 BRANDON SULLIVAN**

RB, 5-11, 215, Jr.-2L,  
Poway, Calif. (Poway HS)

■ **2009:** Had a team-best nine carries for 25 yards as a reserve vs. UCLA ... Also made one catch for four yards ... First career 100-yard rushing game against Southern Utah, posting 111 yards on 24 carries with a long of 18 yards ... Starter at Idaho, recording 10 carries for 31 yards, before missing the rest of the game due to injury ... Did not play against Air Force or New Mexico State ... Came back to score a one-yard TD vs. BYU ... Team's leading rusher at CSU, carrying 22 times for 65 yards, while also adding a pair of receptions ... Only RB to get a carry against UNM, matching his career best with 24 carries for 81 yards ... Also had a 23-yard reception in the win over the Lobos ... Gained 75 yards on 17 carries (4.4 ypg) against TCU and its No. 1 defense ... Got his second 100-yard rushing game of the season, recording 105 yards and a career-best two touchdowns on 18 carries versus Wyoming.

■ SULLIVAN'S CAREER STATISTICS

Career Statistics	Rushing					Receiving			
	G	Att.	Yds.	TD	Avg.	No.	Yds.	TD	Avg.
2007	11	58	220	2	3.8	18	119	0	6.6
2008	8	48	185	1	3.9	21	205	2	9.8
2009	8	126	494	3	3.9	14	99	0	7.1
<b>Totals</b>	<b>27</b>	<b>232</b>	<b>899</b>	<b>6</b>	<b>3.9</b>	<b>53</b>	<b>423</b>	<b>2</b>	<b>8.0</b>

**Career Highs:** Carries: 24 vs. UNM (10/31/09), vs. S. Utah (9/12/09); Rushing Yards: 111 vs. S. Utah (9/12/09); Rushing TD: 2 vs. Wyoming (11/14/09); Long Rush: 28 vs. Wyoming (11/14/09); Receptions: 9 vs. Cal Poly (8/30/08); Receiving Yards: 68 at UNLV (11/10/07); Long Reception: 45 vs. Idaho (9/27/08); Long Kickoff Return: 17 vs. WSU (9/8/07).

**2009 Highs:** Carries: 24 vs. UNM (10/31/09), vs. S. Utah (9/12/09); Rushing Yards: 111 vs. S. Utah (9/12/09); Rushing TD: 2 vs. Wyoming (11/14/09); Long Rush: 28 vs. Wyoming (11/14/09); Receptions: 3 vs. S. Utah (9/12/09); Receiving Yards: 23 vs. UNM (10/31/09); Long Reception: 23 vs. UNM (10/31/09).

■ SULLIVAN 2009 GAME-BY-GAME

	Rushing				Receiving			
	Att.	Yds.	TD	Avg.	No.	Yds.	TD	Avg.
at UCLA (9/6/09)	9	25	0	2.8	1	4	0	4.0
vs. SUU (9/12/09)	24	111	0	4.6	3	19	0	6.3
at Idaho (9/19/09)*	10	31	0	3.1	1	9	0	9.0
at AFA (9/26/09)	DNP-INJ.							
vs. NMSU (10/3/09)	DNP-INJ.							
vs. BYU (10/17/09)	2	1	1	0.5	1	7	0	7.0
at CSU (10/24/09)	22	65	0	3.0	2	3	0	1.5
vs. UNM (10/31/09)*	24	81	0	3.4	1	23	0	23.0
vs. TCU (11/7/09)*	17	75	0	4.4	1	10	0	10.0
vs. WYO (11/14/09)*	18	105	2	5.8	4	24	0	6.0

\* = Game started

▶ **#47 JACOB TAUANUU**

DL, 6-1, 240, Jr.-RS,  
San Diego, Calif. (Helix HS/UAB)

■ **2009:** Appeared in his first game in the Red & Black in the opener against



Started and made two stops versus Wyoming.

UCLA ... Both of his stops vs. the Bruins were behind the line of scrimmage ... Also tallied a pass break-up ... Made good on his first career start, coming away with two sacks and a forced fumble vs. Southern Utah ... Starter again at Idaho, but had just one solo tackle ... Second start at Air Force ending up with a season-high six tackles and his second PBU ... Two solo efforts against NMSU and one vs. BYU ... Four tackles in the win over UNM with one for a loss ... Earned the start against TCU and made one stop ...

■ TAUANUU'S CAREER STATISTICS

Career Statistics	G	UA-AT-TT	TFL-Yds.	Sacks	Int.	PBU	FF	FR
2009	10	16-5-21	5.0-16	2.0-13	0	2	0	0

**Career Highs:** Tackles: 6 at Air Force (9/26/09); TFL: 2.0 vs. S. Utah (9/12/09), at UCLA (9/5/09); PBU: 1 at Air Force (9/26/09), at UCLA (9/5/09); FF: 1 vs. S. Utah (9/12/09).



▶ **#7 ALSTON UMUOLO**

TE, 6-4, 245, Jr.-2L,  
Phoenix, Ariz. (Centennial HS)

■ **2009:** Starter at tight end against UCLA, making two catches for 14 yards ... Started for second time in home opener with Southern Utah, logging one reception for 14 yards in the win ... Two grabs for 14 yards at Idaho and three for 20 yards at Air Force ... Starter vs. NMSU and BYU ... First touchdown since 2007 against the Cougars on a fourth-down passing play for six yards ... Also completed his second career pass in the first quarter for 24 yards to freshman Preston King, setting up the team's second TD of the afternoon ... Career-long 60-yard reception for a touchdown to secure the victory at Colorado State ... Third straight game with a TD, catching an 18-yard pass in the first half vs. UNM ... Ended the night with four catches for 38 yards against the Lobos ... Started and caught two passes for 23 yards against TCU.

■ UMUOLO'S CAREER STATISTICS

Career Statistics	Receiving				
	G	No.	Yds.	TD	Avg.
2007	11	6	67	1	11.2
2008	10	14	110	0	7.9
2009	10	17	201	3	11.8
<b>Totals</b>	<b>31</b>	<b>37</b>	<b>378</b>	<b>4</b>	<b>10.2</b>

**Career Highs:** Receptions: 8 vs. UNLV (11/22/08); Receiving Yards: 74 vs. UNLV (11/22/07); Receiving TD: 1, three times; Long Reception: 60 at CSU (10/24/09).

**2009 Highs:** Receptions: 4 vs. UNM (10/31/09); Receiving Yards: 60 at CSU (10/24/09); Receiving TD: 1 vs. UNM (10/31/09), at CSU (10/24/09), vs. BYU (10/17/09); Long Reception: 60 at CSU (10/24/09).

■ UMUOLO 2009 GAME-BY-GAME

	Receiving			
	No.	Yds.	TD	Avg.
at UCLA (9/5/09)*	2	14	0	7.0
vs. SUU (9/12/09)*	1	14	0	14.0
at Idaho (9/19/09)	2	14	0	7.0
at AFA (9/26/09)*	3	20	0	6.7
vs. NMSU (10/3/09)*	0	0	0	0.0
vs. BYU (10/17/09)*	2	18	1	9.0
at CSU (10/24/09)*	1	60	1	60.0
vs. UNM (10/31/09)*	4	38	1	9.5
vs. TCU (11/7/09)*	2	23	0	11.5
vs. WYO (11/14/09)*	0	0	0	0.0

\* = Game started

> SDSU UPDATED PLAYER PROFILES



► **#18 ROBERTO WALLACE**

WR, 6-4, 225, Sr.-2L,  
Oceanside, Calif. (Oceanside HS)

■ **2009:** Caught three passes for 29 yards at UCLA as a reserve ... Starter vs. Southern Utah, making his first TD catch of the year on a 12-yard grab in the first quarter ... Ended up with three receptions for 42 yards ... Had a touchdown for the second straight week on a eight-yard catch in the second quarter at Idaho ... Finished the game with three receptions for 34 yards ... Three catches for 29 yards at Air Force and one grab for 11 yards vs. No. 18 BYU ... Season-best five catches and a career-high 70 receiving yards, including a 34-yarder to set up an SDSU TD, at Colorado State ... Three receptions for 47 yards against UNM ... Had two catches for 18 yards against TCU ... Caught three passes for a team-high 56 yards.

■ **WALLACE'S CAREER STATISTICS**

Career Statistics	Receiving				
	G	No.	Yds.	TD	Avg.
2007	9	6	72	0	12.0
2008	11	31	405	1	13.1
2009	10	26	336	2	12.9
<b>Totals</b>	<b>30</b>	<b>63</b>	<b>813</b>	<b>3</b>	<b>12.9</b>

**Career Highs:** Receptions: 7 at Wyo. (11/1/08); Receiving Yards: 70 at CSU (10/24/09); TD Reception: 1 vs. S. Utah (9/12/09), vs. Cal Poly (8/30/08); Long Reception: 34 at CSU (10/24/09), at TCU (10/4/08).

**2009 Highs:** Receptions: 5, at CSU (10/24/09); Receiving Yards: 70 at CSU (10/24/09); TD Reception: 1 at Idaho (9/19/09), vs. S. Utah (9/12/09); Long Reception: 34 at CSU (10/24/09).

■ **WALLACE 2009 GAME-BY-GAME**

	Receiving			
	No.	Yds.	TD	Avg.
at UCLA (9/5/09)	3	29	0	9.7
vs. SUU (9/12/09)*	3	42	1	14.0
at Idaho (9/19/09)*	3	34	1	11.3
at AFA (9/26/09)	3	29	0	9.7
vs. NMSU (10/3/09)	0	0	0	0.0
vs. BYU (10/17/09)	1	11	0	11.0
at CSU (10/24/09)	5	70	0	14.0
vs. UNM (10/31/09)	3	47	0	15.7
vs. TCU (11/7/09)	2	18	0	9.0
vs. WYO (11/14/09)	3	56	0	18.7



► **#27 WILLIE WATTERS**

FB, 6-2, 225, Sr.-SQ,  
Englewood, Colo. (Palomar JC/Cherry Creek HS)

■ **2009:** Starter at fullback after moving over from the defensive side of the ball ... Played in his first game of 2009 as a starter vs. New Mexico State ... First career catch was for a five-yard touchdown against the Aggies ... Starter for the second straight week vs. BYU ... A reserve at CSU and a starter the next week vs. UNM ... Started against TCU.

■ **WATTERS' CAREER STATISTICS**

Career Statistics	Receiving				
	G	No.	Yds.	TD	Avg.
2009	4	1	5	1	5.0

**Career/2009 Highs:** Receptions: 1 vs. NMSU (10/3/09); Receiving Yards: 5 vs. NMSU (10/3/09); Long Reception: 5 vs. NMSU (10/3/09); Receiving TD: 1 vs. NMSU (10/3/09).



► **#9 DREW WESTLING**

QB, 6-2, 210, Sr.-1L,  
Mission Viejo, Calif. (Aliso Niguel High/Southwestern JC)

■ **2009:** Is the Aztecs' back-up at quarterback ... Did not see any action in the first games of the season at UCLA or vs. Southern Utah ... Season debut against Idaho, engineering a second-quarter touchdown drive ... Completed four of his six pass attempts for 41 yards, including his first career TD pass on a eight-yard play to Roberto Wallace ... Played in SDSU's loss to TCU, completing 1 of 3 passes for 23 yards.

■ **WESTLING'S CAREER STATISTICS**

Career Statistics	G	Att.	Com.	INT	Yds.	TDs	Eff.	Tot. Off.
2008	4	56	27	2	206	0	71.97	180
2009	2	9	5	0	64	1	152.0	67
<b>Totals</b>	<b>6</b>	<b>65</b>	<b>32</b>	<b>2</b>	<b>270</b>	<b>1</b>	<b>83.1</b>	<b>247</b>

**Career Highs:** Attempts: 35 vs. Air Force (10/11/08); Completions: 18 vs. Air Force (10/11/08); Passing Yards: 128 vs. Air Force (10/11/08); Long Pass: 34 at TCU (10/4/08); Passing TD: 1 at Idaho (9/19/09).



► **#90 B.J. WILLIAMS**

DE, 6-3, 240, Jr.-2L,  
Aurora, Colo. (Eaglecrest HS)

■ **2009:** Starter at defensive end in the first three games ... Recovered a fumble deep in SDSU territory in the first half against UCLA ... Four tackles with one sack in the win over Southern Utah ... Had four stops for the second game in a row at Idaho ... Three tackles, including one for a loss, at Air Force ... Season-best five stops with a sack in the win over New Mexico State ... Five tackles for the second game in a row vs. No. 18 BYU ... Three stops and a half tackle for loss at Colorado State ... Combined for a sack in the win vs. UNM ... Had two tackles against TCU and one versus Wyoming.

■ **WILLIAMS' CAREER STATISTICS**

Career Statistics	G	UA-AT-TT	TFL-Yds.	Sacks	Int.	PBU	FF	FR
2007	12	20-25-45	3.0-13	1.5-17	0-0	1	0	0
2008	11	36-38-74	10.5-31	3.5-19	0-0	0	0	2-10
2009	10	17-12-29	4.5-18	2.5-15	0-0	0	0	1-0
<b>Totals</b>	<b>33</b>	<b>73-75-148</b>	<b>18.0-62</b>	<b>7.5-51</b>	<b>0-0</b>	<b>1</b>	<b>0</b>	<b>3-10</b>

**Career Highs:** Tackles: 11 at BYU (11/8/08); TFL: at BYU (11/8/08); Sack: 1.0 at BYU (11/8/08), TCU (10/4/08), at SJSU (9/13/08), at UNLV (11/10/07); PBU: 1 vs. PSU (9/22/07); FR: 1 at UCLA (9/5/09), at BYU (11/8/08), vs. Air Force (10/11/08).

**2009 Highs:** Tackles: 5 vs. BYU (10/17/09), vs. NMSU (10/3/09); TFLs: 1.0 vs. NMSU (10/3/09), at Air Force (9/26/09), vs. S. Utah (9/12/09); Sacks: 1.0 vs. NMSU (10/3/09), vs. S. Utah (9/12/09); FR: 1 at UCLA (9/5/09).

■ **WILLIAMS 2009 GAME-BY-GAME**

	G	UA-AT-TT	TFL-Yds.	Sacks	Int.	PBU	FF	FR
at UCLA (9/5/09)*	1	0-0-0	0-0	0-0	0-0	0	0	1-0
vs. SUU (9/12/09)*	1	3-1-4	1.0-5	1.0-5	0-0	0	0	0
at Idaho (9/19/09)*	1	2-2-4	0.5-1	0-0	0-0	0	0	0
at AFA (9/26/09)*	1	1-2-3	1.0-1	0-0	0-0	0	0	0
vs. NMSU (10/3/09)*	1	3-2-5	1.0-8	1.0-8	0-0	0	0	0
vs. BYU (10/17/09)*	1	4-1-5	0-0	0-0	0-0	0	0	0
at CSU (10/24/09)*	1	2-1-3	0.5-1	0-0	0-0	0	0	0
vs. UNM (10/31/09)*	1	0-2-2	0.5-2	0.5-2	0-0	0	0	0
vs. TCU (11/7/09)*	1	1-1-2	0-0	0-0	0-0	0	0	0
vs. WYO (11/14/09)*	1	1-0-1	0-0	0-0	0-0	0	0	0

\* = Game started

## > SDSU UPDATED PLAYER PROFILES



### ▶ #52 MARCUS YARBROUGH

LB, 6-2, 235, Jr.-2L,  
San Diego, Calif. (Eastlake HS)

■ **2009:** Back-up at middle linebacker ... Had two solo efforts and one pass break-up at UCLA ... One stop vs. Southern Utah and one at Idaho ... Tallied a pair of assisted stops against Air Force and New Mexico State ... First career tackles for a loss against BYU, ending the afternoon with four stops overall ... Two solos and a quarterback hurry at CSU ... Best game of the year vs. New Mexico, posting seven tackles with two for a loss of nine yards in the win ... Had four tackles, including three solos, against TCU ... Made five stops, with four solos, versus Wyoming.

#### ■ YARBROUGH'S CAREER STATISTICS

Career Statistics	G	UA-AT-TT	TFL-Yds.	Sacks	Int.	PBU	FF	FR
2007	11	4-5-9	0-0	0-0	0-0	0	0	0
2008	10	17-11-28	0-0	0-0	0-0	0	0	0
2009	10	20-10-30	3.0-12	0-0	0-0	1	0	0
<b>Totals</b>	<b>31</b>	<b>41-26-67</b>	<b>3.0-12</b>	<b>0-0</b>	<b>0-0</b>	<b>1</b>	<b>0</b>	<b>0</b>

**Career/2009 Highs:** Tackles: 7 vs. UNM (10/31/09); TFL: 2.0 vs. UNM (10/31/09); PBU: 1 at UCLA (9/5/09).



### ▶ #88 LANE YOSHIDA

PK, 5-10, 190, Sr.-1L,  
Pinole, Calif. (Pinole Valley HS/Reedley JC)

■ **2009:** SDSU's starting place-kicker, who also does kick-offs ... Made both extra-point attempts against UCLA, but had his only field goal try blocked ... First field goal of the year vs. Southern Utah from 31 yards, but had his second attempt hit the upright ... Made two 40-plus yard field goals in the same outing for the first time in his career, kicking a 46-yarder and a 47-yarder at Idaho ... Missed on a 54-yard attempt at Air Force ... Was 2-for-3 against New Mexico State, attempting and converting his first two kicks of under 30 yards this season ... Did not try a field goal against BYU ... Missed a 32-yard field goal at CSU ... Was 2-for-2 in field goal attempts against TCU, connecting on a 45 and 48-yarder ... Was 2-for-3 in field goal attempts versus Wyoming with his makes coming from 29 and 40 yards.

#### ■ YOSHIDA'S CAREER STATISTICS

Career Stats	FGM-A	Pct.	01-19	20-29	30-39	40-49	50-99	Lg.	Blk.
2008	8-12	.667	0-0	1-2	4-5	3-4	0-1	49	1
2009	9-15	.600	1-1	2-3	1-4	5-6	0-1	48	2
<b>Totals</b>	<b>17-27</b>	<b>.630</b>	<b>1-1</b>	<b>3-5</b>	<b>5-9</b>	<b>8-10</b>	<b>0-2</b>	<b>49</b>	<b>3</b>

**Career Highs:** Field Goals: 2, five times; Long Field Goal: 49 at BYU (11/8/08)

**2009 Highs:** Field Goals: 2, three times; Long Field Goal: 48 vs. TCU (11/7/09)

## Alphabetical

No.	Name	Pos.
67	Aken-Moleta, Ikaika	OL
26	Andrews, Marcus	DB
44	Andrews, Rob	LB
49	Autele, J.J.	DL
54	Barksdale, Demetrius	LB
47	Berhe, Nat	DB
12	Bernards, Jake	QB
58	Brewer, Aaron	LS
30	Brown, Davon	RB
80	Brown, Vincent	WR
9	Burris, Miles	LB
32	Camarda, Vincent	DB
16	Clark, Ryne	QB
13	Davis, Brandon	DB
17	Deakin, Doug	WR
41	DeMartinis, Tony	TE
84	Denso, Dylan	WR
60	Draheim, Tommie	OL
46	Driver, Jacob	LB
24	Edwards, Kwincy	DB
68	Emberate, Nik	OL
88	Escobar, Gavin	TE
11	Fantroy, Martrell	DB
73	Farr, Kellen	OL
16	Finkel, Bryan	LB
63	Gibbs, Larry	DL
50	Gordert, Chris	DL
65	Gordon, Japheth	OL
75	Grassilli, Leo	OL
1	Gregorio, Andy	DB
21	Gregorio, Robert	WR
79	Gunther, Kurtis	OL
37	Harris, Vaness	LB
43	Heers, Brice	FB
5	Hemmings, Dey Juan	DB
6	Henderson, Atiyyah	RB
89	Hewitt, Hunter	TE
4	Horn, Romeo	DB
97	Ikonne, Eric	DL
50	Iosefa, Trask	OL
71	Johnson, Alec	OL
81	Jones, Marven	WR
20	Kawulok, Matthew	TE
31	Kazee, Walter	RB
31	Ketchum, Logan	LB
2	King, Preston	RB
11	Kohn, Brandon	WR
35	Laolagi, Luke	LB
99	Lawson, Ernie	DL
23	Lemon, Gabe	DB
30	Lewis, Darryn	DB
14	Lindley, Ryan	QB
38	Lockett, Colin	DB
94	Long, Jerome	DL
29	Mack, Derek	DB
74	Matamua, Mike	OL
2	Mauldin, Davion	DB
20	McFadden, Leon	DB
78	Milholland, Brian	OL
32	Miller, Anthony	RB
51	Miller, Jimmy	OL
34	Milling, Jerry	LB
21	Moore, Aaron	DB
48	Moses, Eron	DL
62	Nelson, Peter	OL

## Numerical

No.	Name	Pos.	Ht.	Wt.	Yr.	Exp.	Hometown (High School/College)
1	Andy Gregorio	DB	5-9	190	Jr.	SQ	Rolling Hills, Calif. (Palos Verdes High)
1	DeMarco Sampson	WR	6-2	210	Sr.	2L	Chula Vista, Calif. (Castle Park High)
2	Davion Mauldin	DB	5-10	165	Sr.	1L	Compton, Calif. (Cimarron-Memorial High/Cerritos CC)
2	Preston King	RB	5-10	175	Fr.	HS	Rancho Santa Margarita, Calif. (Tesoro High)
3	Mekell Wesley	WR	5-10	180	Sr.	3L	Chandler, Ariz. (Hamilton High)
4	Romeo Horn	DB	6-0	190	Jr.	2L	Fresno, Calif. (Edison High)
4	Dominique Sandifer	WR	6-0	180	Fr.	RS	Gardena, Calif. (Beverly Hills High)
5	Dey Juan Hemmings	DB	5-11	190	Jr.	2L	San Bernardino, Calif. (Rialto High)
6	Atiyyah Henderson	RB	5-9	185	Sr.	3L	Rockledge, Fla. (Rockledge High)
7	Larry Parker	DB	5-11	175	So.	TR	San Diego, Calif. (St. Augustine High/Grossmont JC)
7	Alston Umuolo	TE	6-4	245	Jr.	2L	Phoenix, Ariz. (Centennial High)
9	Miles Burris	LB	6-2	235	So.	1L	Granite Bay, Calif. (Granite Bay High)
9	Drew Westling	QB	6-2	210	Sr.	1L	Mission Viejo, Calif. (Aliso Niguel HS/Southwestern JC)
10	Josh O'Brien	DB	6-4	215	Jr.	SQ	Del Mar, Calif. (Santa Fe Christian High)
11	Martrell Fantroy	DB	6-1	215	Jr.	1L	Las Vegas, Nev. (Bishop Gorman High)
11	Brandon Kohn	WR	5-11	200	Sr.	SQ	Fairfield, Calif. (Fairfield High/Contra Costa College)
12	Jake Bernards	QB	6-5	200	Fr.	HS	Valencia, Calif. (West Ranch High)
12	Darryn Lewis	DB	5-9	155	Jr.	1L	Elk Grove, Calif. (Franklin High)
13	Brandon Davis	DB	6-2	185	So.	1L	Oakland, Calif. (Castlemont High)
14	Ryan Lindley	QB	6-3	205	So.	1L	Alpine, Calif. (El Capitan High)
14	Brian Stahovich	P/K	6-0	175	So.	1L	Solana Beach, Calif. (Cathedral Catholic High)
15	Jose Perez	DB	6-1	180	Jr.	1L	Oceanside, Calif. (Point Loma High)
16	Ryne Clark	QB	6-2	190	Fr.	HS	Palm Desert, Calif. (Palm Desert High)
16	Bryan Finkel	LB	6-2	220	Sr.	SQ	South Tahoe, Calif. (South Tahoe High/Linfield College)
17	Doug Deakin	WR	6-0	180	Jr.	SQ	Oak Park, Calif. (Oak Park High)
17	Josh Wade	DB	6-0	180	Fr.	RS	San Diego, Calif. (Point Loma High)
18	Roberto Wallace	WR	6-4	225	Sr.	2L	Oceanside, Calif. (Oceanside High)
19	Jon Toledo	WR	6-3	215	Sr.	2L	Encinitas, Calif. (La Costa Canyon High)
20	Matthew Kawulok	TE	6-2	235	Sr.	3L	Boulder, Colo. (Monarch High)
20	Leon McFadden	DB	5-10	165	Fr.	HS	Bellflower, Calif. (St. John Bosco High)
21	Robert Gregorio	RB	5-10	165	Fr.	RS	Rolling Hills, Calif. (Palos Verdes High)
21	Aaron Moore	DB	6-0	190	Sr.	3L	Tampa, Fla. (Jefferson High)
22	Andrew Preston	LB	6-1	215	Jr.	2L	Centennial, Colo. (Arapahoe High)
23	Gabe Lemon	DB	5-10	175	Fr.	HS	Orange, Calif. (Lutheran High)
23	Brandon Sullivan	RB	5-11	215	Jr.	2L	Poway, Calif. (Poway High)
24	Kwincy Edwards	DB	5-11	175	Sr.	1L	Palmdale, Calif. (Palmdale High)
26	Marcus Andrews	DB	6-0	175	Fr.	HS	Los Angeles, Calif. (Crenshaw High)
27	Eric Pinkins	DB	6-3	180	Fr.	HS	Sacramento, Calif. (Inderkum High)
27	Willie Watters	FB	6-2	225	Sr.	SQ	Englewood, Colo. (Cherry Creek High/Palomar JC)
29	Derek Mack	DB	5-7	155	Fr.	RS	Spring Valley, Calif. (Otay Ranch High)
29	Bryan Shields	K/P	6-1	190	Jr.	SQ	Bonita, Calif. (Bonita Vista High/Utah State)
30	Davon Brown	RB	5-9	180	Jr.	2L	Torrance, Calif. (South High)
31	Walter Kazee	RB	5-9	175	Fr.	HS	San Bernardino, Calif. (Cajon High)
31	Logan Ketchum	LB	6-3	215	So.	SQ	Oak Park, Calif. (Oak Park High)
32	Vincent Camarda	DB	6-2	195	So.	SQ	San Diego, Calif. (Cathedral Catholic High)
32	Anthony Miller	RB	6-0	220	Fr.	HS	Dallas, Texas (Carter High)
33	Colin Shumate	LB	6-2	220	Fr.	RS	Las Vegas, Nev. (Las Vegas High)
34	Jerry Milling	LB	5-10	215	Sr.	1L	Palmdale, Calif. (Palmdale High)
35	Luke Laolagi	LB	6-1	225	Sr.	3L	Reseda, Calif. (Birmingham High)
36	Nick Tenhaeff	LB	6-2	205	Fr.	HS	Atascadero, Calif. (Atascadero High)
36	Chad Young	FB	5-11	250	Fr.	HS	La Verne, Calif. (Glendora High)
37	Vaness Harris	LB	6-2	215	Fr.	HS	Los Angeles, Calif. (Dorsey High)
37	James Simon	RB	5-7	175	So.	SQ	San Diego, Calif. (University City High)
38	Colin Lockett	DB	6-0	165	Fr.	HS	Diamond Bar, Calif. (Diamond Bar High)
40	Zachary Shapiro	DL	6-2	230	Sr.	1L	Claremont, Calif. (Claremont High/Nevada)
41	Tony DeMartinis	TE	6-5	255	Sr.	3L	Sun Valley, Calif. (Notre Dame High)
42	Nick Sandford	DB	6-2	210	Sr.	3L	Orange, Calif. (El Modena High)
43	Brice Heers	FB	5-11	215	Fr.	HS	Encinitas, Calif. (Santa Fe Christian High)
43	Ross Williams	DB	6-3	195	Fr.	RS	Rancho Santa Margarita, Calif. (Mission Viejo High)
44	Rob Andrews	LB	6-2	225	Fr.	RS	Pleasanton, Calif. (Foothill High)
45	Khalid Stevens	DB	5-11	200	Fr.	HS	Pacific Palisades, Calif. (Palisades High)
46	Jacob Driver	LB	6-2	210	Fr.	HS	Carlsbad, Calif. (La Costa Canyon High)
47	Nat Berhe	DB	5-10	160	Fr.	HS	Colton, Calif. (Colton High)
47	Jacob Tauanuu	DL	6-1	240	Jr.	RS	San Diego, Calif. (Helix High/UAB)
48	Eron Moses	DL	6-4	235	So.	SQ	Yorba Linda, Calif. (Esperanza High)

## Numerical

No.	Name	Pos.	Ht.	Wt.	Yr.	Exp.	Hometown (High School/College)
49	J.J. Autele	DL	6-1	245	So.	SQ	Waipahu, Hawaii (Punahou High)
50	Chris Gordert	LB	6-0	225	Fr.	RS	Honolulu, Hawaii (Mira Mesa High (Calif.))
50	Trask Iosefa	OL	6-0	290	Jr.	2L	Ewa Beach, Hawaii (Punahou High)
51	Jimmy Miller	OL	6-3	290	Fr.	RS	Denver, Colo. (J.K. Mullen High)
51	Isaac Sensabaugh	LB	6-0	200	Fr.	RS	Long Beach, Calif. (Long Beach Poly High)
52	Marcus Yarbrough	LB	6-2	235	Jr.	2L	San Diego, Calif. (Eastlake High)
53	Emilio Rivera	OL	6-4	295	So.	1L	Sylmar, Calif. (Sylmar High)
54	Demetrius Barksdale	LB	6-3	210	So.	SQ	San Diego, Calif. (University City High)
55	Neil Spencer	DL	6-2	265	So.	1L	Las Vegas, Nev. (Cimmarron-Memorial High)
56	Jonathan Soto	DL	6-3	260	Sr.	3L	West Covina, Calif. (Bishop Amat High)
58	Aaron Brewer	LS	6-5	215	So.	1L	Fullerton, Calif. (Troy High)
59	Garrett Riggio	DL	6-4	240	Fr.	HS	San Fernando, Calif. (Notre Dame Prep High (Ariz.))
60	Tommie Draheim	OL	6-4	290	So.	SQ	Lakeside, Calif. (El Capitan High)
62	Peter Nelson	OL	6-5	295	Sr.	2L	St. Charles, Ill. (St. Charles North High)
63	Larry Gibbs	DL	6-0	230	So.	HS	Riverside, Calif. (Riverside Ramona High)
65	Japheth Gordon	OL	6-3	260	Fr.	HS	Canyon Country, Calif. (Canyon High)
67	Ikaika Aken-Moleta	OL	6-2	295	Sr.	1L	Kapolei, Hawaii (Kapolei High)
68	Nik Embernate	OL	6-4	290	Fr.	HS	Yucaipa, Calif. (Yucaipa High)
69	Erik Quinones	OL	6-3	290	Fr.	RS	Canyon Lake, Calif. (Temescal Canyon High)
71	Alec Johnson	OL	6-3	300	Fr.	RS	Denver, Colo. (J.K. Mullen High)
72	Tom Rische	OL	6-4	290	Jr.	SQ	Fresno, Calif. (Bullard High)
73	Kellen Farr	OL	6-7	300	So.	1L	Mesa, Ariz. (Red Mountain High)
74	Mike Matamua	OL	6-4	290	So.	SQ	Kapolei, Hawaii (Kapolei High)
75	Leo Grassilli	OL	6-3	290	So.	SQ	Woodbridge, Va. (Hylton High)
77	Damian Shankle	OL	6-2	295	Sr.	SQ	Laguna Niguel, Calif. (Aliso Niguel High/Saddleback College)
78	Brian Milholland	OL	6-6	300	Fr.	RS	San Diego, Calif. (Helix High)
79	Kurtis Gunther	OL	6-8	285	So.	1L	Camarillo, Calif. (Adolfo Camarillo High)
80	Vincent Brown	WR	6-0	180	Jr.	2L	Rancho Cucamonga, Calif. (Rancho Cucamonga High)
81	Marven Jones	WR	6-4	205	Fr.	HS	San Diego, Calif. (Kearny High)
83	Osmond Nicholas	WR	6-3	195	Fr.	HS	Oceanside, Calif. (Oceanside High)
84	Dylan Denso	WR	6-2	205	Fr.	HS	Dana Point, Calif. (Dana Hills High)
85	D.J. Shields	TE	6-4	240	Fr.	RS	Bonita, Calif. (Bonita Vista High)
86	Michael Vandenkolk	WR	6-0	185	Fr.	TR	Carlsbad, Calif. (Carlsbad High/Washington State)
87	Javier Nicholas	WR	6-0	190	So.	HS	Oceanside, Calif. (Oceanside High)
88	Gavin Escobar	TE	6-6	210	Fr.	HS	Rancho Santa Margarita, Calif. (Santa Margarita Catholic High)
88	Lane Yoshida	K	5-10	190	Sr.	1L	Pinole, Calif. (Pinole Valley HS/Reedley College)
89	Hunter Hewitt	TE	6-5	235	Fr.	RS	Lafayette, Calif. (Acalanes High)
90	B.J. Williams	DL	6-3	240	Jr.	2L	Aurora, Colo. (Eaglecrest High)
91	Frederick Trujillo	DL	6-1	220	Fr.	RS	Albuquerque, N.M. (Highland High)
94	Jerome Long	DL	6-5	265	So.	1L	Los Osos, Calif. (Morro Bay High)
95	Michael Snead	DL	6-4	250	So.	SQ	Oakland, Calif. (Skyline High)
96	Greg Scott	DL	6-2	265	Fr.	RS	Torrance, Calif. (Bishop Montgomery High)
97	Eric Ikonne	DL	6-0	250	Jr.	1L	Dallas, Texas (Newman Smith High)
99	Ernie Lawson	DL	6-3	270	Jr.	2L	Vallejo, Calif. (St. Patrick-St. Vincent High)

## Alphabetical

No.	Name	Pos.
87	Nicholas, Javier	WR
83	Nicholas, Osmond	WR
10	O'Brien, Josh	DB
7	♦ Parker, Larry	DB
15	Perez, Jose	DB
27	♦ Pinkins, Eric	DB
22	Preston, Andrew	LB
69	Quinones, Erik	OL
59	Riggio, Garrett	DL
72	Rische, Tom	OL
53	Rivera, Emilio	OL
1	♦ Sampson, DeMarco	WR
42	Sandford, Nick	DB
4	♦ Sandifer, Dominique	WR
96	Scott, Greg	DL
51	♦ Sensabaugh, Isaac	LB
77	Shankle, Damian	OL
40	Shapiro, Zachary	DL
29	♦ Shields, Bryan	K/P
85	Shields, D.J.	TE
33	Shumate, Colin	LB
37	♦ Simon, James	RB
95	Snead, Michael	DL
56	Soto, Jonathan	DL
55	Spencer, Neil	DL
14	♦ Stahovich, Brian	P/K
45	Stevens, Khalid	DB
23	Sullivan, Brandon	RB
47	Tauanuu, Jacob	DL
36	♦ Tenhaeff, Nick	LB
19	Toledo, Jon	WR
91	Trujillo, Frederick	DL
7	♦ Umuolo, Alston	TE
86	Vandenkolk, Michael	WR
17	♦ Wade, Josh	DB
18	Wallace, Roberto	WR
27	♦ Watters, Willie	FB
3	Wesley, Mekell	WR
9	♦ Westling, Drew	QB
90	Williams, B.J.	DL
43	♦ Williams, Ross	DB
52	Yarbrough, Marcus	LB
88	Yoshida, Lane	K
36	♦ Young, Chad	FB
♦ - Duplicate Number		

## The Coaching Staff

**Brady Hoke** (Ball State '82) Head Coach/Defensive Line, 1st season; **Al Borges** (Chico State '81) Offensive Coordinator, 1st season; **Rocky Long** (New Mexico '74), Defensive Coordinator, 1st season; **Jeff Hecklinski** (Western Illinois '97) Assistant Head Coach/Running Backs/Recruiting Coordinator, 1st season; **Dan Ferrigno** (San Francisco State '75) Tight Ends/Special Teams, 1st season; **Darrell Funk** (Colorado State '88) Offensive Line, 1st season; **LeCharls McDaniel** (Cal Poly '81) Wide Receivers, 9th season; **Brian Sipe** (San Diego State) Quarterbacks, 1st season; **Mark Smith** (Purdue '79) Linebackers, 1st season; **Tony White** (UCLA '02) Cornerbacks, 1st season; **Bob Lopez** (Illinois State '77) Director of Football Operations, 2nd season.

## Pronunciation Guide

<b>Ikaika Aken-Moleta</b>	ee-KYE-kuh A-kin MOW-let-uh
<b>J.J. Autele</b>	all-tell-EE
<b>Nat Berhe</b>	nat bur-HEY
<b>Davon Brown</b>	duh-VAUGHN
<b>Vincent Camarda</b>	cuh-MARD-uh
<b>Doug Deakin</b>	DEE-kin
<b>Tony DeMartinis</b>	dee-mar-TEE-niss
<b>Tommie Draheim</b>	DRAY-hime
<b>Martrell Fantroy</b>	MAR-trell fant-ROY
<b>Chris Gordert</b>	GORE-derf
<b>Leo Grassilli</b>	gruh-SILL-ee
<b>Andy/Robert Gregorio</b>	greh-gore-EE-o

<b>Japheth Gordon</b>	JAW-phet (like prophet)
<b>Atiyah Henderson</b>	uh-TEE-uh
<b>Eric Ikonne</b>	eye-CON-ee
<b>Trask Iosefa</b>	ee-o-SEF-uh
<b>Matthew Kawulok</b>	kuh-WALL-uk
<b>Walter Kazee</b>	KAY-zee
<b>Luke Laolagi</b>	Lao (Like now)-long-EE
<b>Mike Matamua</b>	mah-tah-MOO-uh
<b>Davion Mauldin</b>	dave-EE-on
<b>Eron Moses</b>	Aaron
<b>Erik Quinones</b>	KEEN-own-is
<b>Tom Rische</b>	rish-EE

<b>DeMarco Sampson</b>	duh-mark-O
<b>Brian Stahovich</b>	stuh-HOV-itch
<b>Khalid Stevens</b>	kuh-LEAD
<b>Jacob Tauanuu</b>	TAU-ah-new-OO
<b>Nick Tenhaeff</b>	tin-OFF
<b>Alston Umuolo</b>	ALL-stun OO-moo-o-low
<b>Mekell Wesley</b>	MUH-kell
<b>Marcus Yarbrough</b>	yar-BRO

**The Automated ScoreBook**  
**San Diego State Game Results (as of Nov 14, 2009)**  
**All games**

Date	Opponent	Score	Overall Record	Conference Record	Time	Attend
Sep 05, 2009	at UCLA	14-33 L	0- 1- 0	0- 0- 0	3:08	55761
Sep 12, 2009	SOUTHERN UTAH	W 35-19	1- 1- 0	0- 0- 0	2:57	42137
Sep 19, 2009	at Idaho	20-34 L	1- 2- 0	0- 0- 0	3:11	10324
* Sep 26, 2009	at Air Force	14-26 L	1- 3- 0	0- 1- 0	2:58	35929
Oct 03, 2009	NEW MEXICO STATE	W 34-17	2- 3- 0	0- 1- 0	3:10	21184
* Oct 17, 2009	#18 BRIGHAM YOUNG	28-38 L	2- 4- 0	0- 2- 0	3:16	30258
* Oct 24, 2009	at Colorado State	W 42-28	3- 4- 0	1- 2- 0	3:00	20631
* Oct 31, 2009	NEW MEXICO	W 23-20	4- 4- 0	2- 2- 0	3:29	12647
* Nov 07, 2009	#6 TCU	12-55 L	4- 5- 0	2- 3- 0	3:00	21708
* Nov 14, 2009	WYOMING	27-30 L	4- 6- 0	2- 4- 0	2:57	18851

\* indicates conference game

Opponent	Score	-----FIRST DOWNS-----				---RUSHING---		-----PASSING-----			--TOTAL OFFENSE--		Return Yards	Turn-Overs
		Total	Rush	Pass	Pen	Number-Yards	Comp-Att-Int	Yards	Plays-Yards	Plays-Yards				
UCLA.....	14-33	11/19	3/9	6/10	2/0	18-39 / 38-144	18-45- 3 / 20-31- 2	238/215	63-277 / 69-359	189/152	3/3			
SOUTHERN UTAH.....	35-19	22/19	7/5	14/9	1/5	37-149 / 29-114	20-30- 0 / 15-29- 3	287/165	67-436 / 58-279	127/130	2/3			
Idaho.....	20-34	20/21	4/7	15/11	1/3	23-55 / 41-147	25-41- 1 / 17-30- 0	241/232	64-296 / 71-379	150/182	2/0			
Air Force.....	14-26	16/12	2/10	14/2	0/0	25-39 / 58-243	25-41- 4 / 3- 7- 0	284/51	66-323 / 65-294	50/155	6/0			
NEW MEXICO STATE....	34-17	13/15	3/9	8/4	2/2	31-108 / 47-88	8-28- 1 / 15-26- 2	144/146	59-252 / 73-234	115/162	1/4			
BRIGHAM YOUNG.....	28-38	16/27	2/11	11/15	3/1	16-20 / 52-166	22-34- 1 / 27-39- 0	322/346	50-342 / 91-512	160/162	1/0			
Colorado State.....	42-28	25/20	5/8	19/9	1/3	32-72 / 28-151	29-43- 0 / 14-28- 2	459/205	75-531 / 56-356	89/141	0/2			
NEW MEXICO.....	23-20	18/25	4/9	13/14	1/2	29-50 / 37-109	22-38- 0 / 27-52- 0	253/277	67-303 / 89-386	100/100	1/0			
TCU.....	12-55	16/28	4/16	9/12	3/0	25-92 / 53-312	17-37- 2 / 14-20- 0	187/239	62-279 / 73-551	184/110	4/0			
WYOMING.....	27-30	21/20	7/10	12/10	2/0	32-157 / 47-200	18-29- 0 / 16-22- 0	200/246	61-357 / 69-446	180/175	1/1			
Totals.....	249-300	178/206	41/94	121/96	16/16	268-781 / 430-1674	204-366-12/168-284- 9	2615/2122	634-3396 / 714-3796	1344/1469	21/13			

Note: Game totals are displayed in the format TEAM/OPPONENT for each category

**The Automated ScoreBook**  
**San Diego State Overall Team Statistics (as of Nov 14, 2009)**  
**All games**

<b>Team Statistics</b>	<b>SDSU</b>	<b>OPP</b>
<b>SCORING</b>	249	300
Points Per Game	24.9	30.0
<b>FIRST DOWNS</b>	178	206
Rushing	41	94
Passing	121	96
Penalty	16	16
<b>RUSHING YARDAGE</b>	781	1674
Yards gained rushing	950	1958
Yards lost rushing	169	284
Rushing Attempts	268	430
Average Per Rush	2.9	3.9
Average Per Game	78.1	167.4
TDs Rushing	7	18
<b>PASSING YARDAGE</b>	2615	2122
Comp-Att-Int	204-366-12	168-284-9
Average Per Pass	7.1	7.5
Average Per Catch	12.8	12.6
Average Per Game	261.5	212.2
TDs Passing	23	13
<b>TOTAL OFFENSE</b>	3396	3796
Total Plays	634	714
Average Per Play	5.4	5.3
Average Per Game	339.6	379.6
<b>KICK RETURNS: #-Yards</b>	53-1038	45-1126
<b>PUNT RETURNS: #-Yards</b>	9-105	20-146
<b>INT RETURNS: #-Yards</b>	9-122	12-150
<b>KICK RETURN AVERAGE</b>	19.6	25.0
<b>PUNT RETURN AVERAGE</b>	11.7	7.3
<b>INT RETURN AVERAGE</b>	13.6	12.5
<b>FUMBLES-LOST</b>	15-9	11-4
<b>PENALTIES-Yards</b>	53-453	63-547
Average Per Game	45.3	54.7
<b>PUNTS-Yards</b>	48-2087	38-1577
Average Per Punt	43.5	41.5
Net punt average	37.9	36.6
<b>TIME OF POSSESSION/Game</b>	27:31	32:29
<b>3RD-DOWN Conversions</b>	59/134	73/156
3rd-Down Pct	44%	47%
<b>4TH-DOWN Conversions</b>	4/7	6/17
4th-Down Pct	57%	35%
<b>SACKS BY-Yards</b>	17-113	11-99
<b>MISC YARDS</b>	0	108
<b>TOUCHDOWNS SCORED</b>	31	35
<b>FIELD GOALS-ATTEMPTS</b>	9-15	19-24
<b>ON-SIDE KICKS</b>	0-0	0-0
<b>RED-ZONE SCORES</b>	(25-32) 78%	(33-39) 85%
<b>RED-ZONE TOUCHDOWNS</b>	(20-32) 63%	(23-39) 59%
<b>PAT-ATTEMPTS</b>	(26-29) 90%	(33-35) 94%
<b>ATTENDANCE</b>	146785	122645
Games/Avg Per Game	6/24464	4/30661
Neutral Site Games		0/0

<b>Score by Quarters</b>	<b>1st</b>	<b>2nd</b>	<b>3rd</b>	<b>4th</b>	<b>OT</b>	<b>Total</b>
San Diego State	42	79	63	65	0	249
Opponents	81	83	68	68	0	300

**The Automated ScoreBook**  
**San Diego State Overall Individual Statistics (as of Nov 14, 2009)**  
**All games**

<b>Rushing</b>	<b>gp</b>	<b>att</b>	<b>gain</b>	<b>loss</b>	<b>net</b>	<b>avg</b>	<b>td</b>	<b>lg</b>	<b>avg/g</b>
SULLIVAN, Brand	8	126	521	27	494	3.9	3	28	61.8
KAZEE, Walter	9	63	251	5	246	3.9	2	26	27.3
MILLER, Anthony	5	35	97	16	81	2.3	1	29	16.2
BROWN, Davon	10	15	39	8	31	2.1	0	12	3.1
KING, Preston	9	5	12	2	10	2.0	0	6	1.1
BROWN, Vincent	7	3	12	2	10	3.3	0	7	1.4
WESLEY, Mekell	5	1	3	0	3	3.0	0	3	0.6
WESTLING, Drew	2	1	3	0	3	3.0	0	0	1.5
SAMPSON, DeMarc	10	3	10	12	-2	-0.7	0	8	-0.2
LINDLEY, Ryan	10	16	2	97	-95	-5.9	1	1	-9.5
Total	10	268	950	169	781	2.9	7	29	78.1
Opponents	10	430	1958	284	1674	3.9	18	53	167.4

<b>Passing</b>	<b>gp</b>	<b>effic</b>	<b>comp-att-int</b>	<b>pct</b>	<b>yds</b>	<b>td</b>	<b>lg</b>	<b>avg/g</b>
LINDLEY, Ryan	10	127.55	197-355-12	55.5	2506	21	78	250.6
WESTLING, Drew	2	151.96	5-9-0	55.6	64	1	23	32.0
BROWN, Davon	10	606.40	1-1-0	100.0	21	1	21	2.1
UMUOLO, Alston	10	301.60	1-1-0	100.0	24	0	24	2.4
Total	10	129.93	204-366-12	55.7	2615	23	78	261.5
Opponents	10	130.69	168-284-9	59.2	2122	13	44	212.2

<b>Receiving</b>	<b>gp</b>	<b>no.</b>	<b>yds</b>	<b>avg</b>	<b>td</b>	<b>lg</b>	<b>avg/g</b>
SAMPSON, DeMarc	10	55	726	13.2	8	38	72.6
BROWN, Vincent	7	45	778	17.3	6	78	111.1
WALLACE, Robert	10	26	336	12.9	2	34	33.6
UMUOLO, Alston	10	17	201	11.8	3	60	20.1
SANDIFER, Domin	8	15	172	11.5	1	33	21.5
SULLIVAN, Brand	8	14	99	7.1	0	23	12.4
SHIELDS, D.J.	10	8	69	8.6	0	28	6.9
KAZEE, Walter	9	7	66	9.4	0	27	7.3
KAWULOK, Matthe	5	4	55	13.8	1	32	11.0
KING, Preston	9	4	44	11.0	1	24	4.9
WESLEY, Mekell	5	3	22	7.3	0	11	4.4
BROWN, Davon	10	2	12	6.0	0	9	1.2
MILLER, Anthony	5	2	7	3.5	0	8	1.4
TOLEDO, Jon	10	1	23	23.0	0	23	2.3
WATTERS, Willie	6	1	5	5.0	1	5	0.8
Total	10	204	2615	12.8	23	78	261.5
Opponents	10	168	2122	12.6	13	44	212.2

<b>Punt Returns</b>	<b>no.</b>	<b>yds</b>	<b>avg</b>	<b>td</b>	<b>lg</b>
KING, Preston	7	69	9.9	0	42
BROWN, Vincent	1	33	33.0	0	33
MAULDIN, Davion	1	3	3.0	0	3
Total	9	105	11.7	0	42
Opponents	20	146	7.3	0	17

<b>Interceptions</b>	<b>no.</b>	<b>yds</b>	<b>avg</b>	<b>td</b>	<b>lg</b>
SANDFORD, Nick	2	33	16.5	0	29
LAOLAGI, Luke	2	27	13.5	0	27
CAMARDA, Vincen	2	17	8.5	0	17
HEMMINGS, Dey J	1	6	6.0	0	6
MCFADDEN, Leon	1	39	39.0	0	39
MOORE, Aaron	1	0	0.0	0	0
Total	9	122	13.6	0	39
Opponents	12	150	12.5	2	74

<b>Kick Returns</b>	<b>no.</b>	<b>yds</b>	<b>avg</b>	<b>td</b>	<b>lg</b>
MAULDIN, Davion	20	441	22.0	0	39
BROWN, Vincent	11	220	20.0	0	28
BROWN, Davon	8	160	20.0	0	46
KAZEE, Walter	5	85	17.0	0	25
DAVIS, Brandon	3	53	17.7	0	20
WESLEY, Mekell	2	45	22.5	0	23
HEWITT, Hunter	1	10	10.0	0	0
SHAPIRO, Zachar	1	10	10.0	0	10
YARBROUGH, Marc	1	1	1.0	0	1
KING, Preston	1	13	13.0	0	13
Total	53	1038	19.6	0	46
Opponents	45	1126	25.0	0	65

<b>Fumble Returns</b>	<b>no.</b>	<b>yds</b>	<b>avg</b>	<b>td</b>	<b>lg</b>
PARKER, Larry	1	65	65.0	0	65
HEMMINGS, Dey J	1	14	14.0	1	14
Total	2	79	39.5	1	65
Opponents	1	47	47.0	2	47



**The Automated ScoreBook**  
**San Diego State Overall Individual Statistics (as of Nov 14, 2009)**  
**All games**

Scoring	td	fg	PAT				dpx	saf	pts
			kick	rush	rcv	pass			
YOSHIDA, Lane	-	9-15	26-29	-	-	-	-	53	
SAMPSON, DeMarc	8	-	-	-	-	-	-	48	
BROWN, Vincent	6	-	-	-	-	-	-	36	
SULLIVAN, Brand	3	-	-	-	-	-	-	18	
UMUOLO, Alston	3	-	-	-	-	-	-	18	
KAZEE, Walter	2	-	-	-	-	-	-	12	
WALLACE, Robert	2	-	-	-	-	-	-	12	
SANDIFER, Domin	1	-	-	-	1	-	-	8	
MILLER, Anthony	1	-	-	-	-	-	-	6	
HEMMINGS, Dey J	1	-	-	-	-	-	-	6	
WATTERS, Willie	1	-	-	-	-	-	-	6	
TEAM	-	-	-	-	-	-	3	6	
LINDLEY, Ryan	1	-	-	-	-	1-1	-	6	
KING, Preston	1	-	-	-	-	-	-	6	
KAWULOK, Matthe	1	-	-	-	-	-	-	6	
MCFADDEN, Leon	-	-	-	-	-	-	1	2	
Total	31	9-15	26-29	-	1	1-1	1	3	249
Opponents	35	19-24	33-35	-	-	-	-	-	300

Total Offense	g	plays	rush	pass	total	avg/g
LINDLEY, Ryan	10	371	-95	2506	2411	241.1
SULLIVAN, Brand	8	126	494	0	494	61.8
KAZEE, Walter	9	63	246	0	246	27.3
MILLER, Anthony	5	35	81	0	81	16.2
WESTLING, Drew	2	10	3	64	67	33.5
BROWN, Davon	10	16	31	21	52	5.2
UMUOLO, Alston	10	1	0	24	24	2.4
KING, Preston	9	5	10	0	10	1.1
BROWN, Vincent	7	3	10	0	10	1.4
WESLEY, Mekell	5	1	3	0	3	0.6
SAMPSON, DeMarc	10	3	-2	0	-2	-0.2
Total	10	634	781	2615	3396	339.6
Opponents	10	714	1674	2122	3796	379.6

Field Goals	fg	pct.	01-19	20-29	30-39	40-49	50-99	lg	blk
YOSHIDA, Lane	9-15	60.0	1-1	2-3	1-4	5-6	0-1	48	2

FG Sequence	San Diego State	Opponents
UCLA	35	(49),(50)
Southern Utah	(31),34	(28),(49)
Idaho	(47),(46)	(29),(40),20,42
Air Force	54	45,(21),(48),(20),(41),35
New Mexico State	47,(23),(18)	(34)
Brigham Young	-	(44)
Colorado State	32	-
New Mexico	-	(35),37,(45)
TCU	(45),(48)	(25),(48)
Wyoming	(29),(40),28	(27),(27),(43)

Punting	no.	yds	avg	lg	tb	fc	i20	50+	blk
STACHOVICH, Bria	47	2049	43.6	59	6	11	9	13	0
TEAM	1	38	38.0	38	0	0	1	0	1
Total	48	2087	43.5	59	6	11	10	13	1
Opponents	38	1577	41.5	60	4	14	18	6	0

Kickoffs	no.	yds	avg	tb	ob	retn	net	ydln
YOSHIDA, Lane	47	2966	63.1	2	0			
SHIELDS, Bryan	2	99	49.5	0	0			
Total	49	3065	62.6	2	0	25.0	38.8	31
Opponents	63	3865	61.3	8	1	19.6	42.3	27

Numbers in (parentheses) indicate field goal was made.

**The Automated ScoreBook**  
**San Diego State Overall Individual Statistics (as of Nov 14, 2009)**  
**All games**

<b>All Purpose</b>	<b>g</b>	<b>rush</b>	<b>rcv</b>	<b>pr</b>	<b>kr</b>	<b>ir</b>	<b>total</b>	<b>avg/g</b>
BROWN, Vincen	7	10	778	33	220	0	1041	148.7
SAMPSON, De	10	-2	726	0	0	0	724	72.4
SULLIVAN, Bran	8	494	99	0	0	0	593	74.1
MAULDIN, Davi	7	0	0	3	441	0	444	63.4
KAZEE, Walter	9	246	66	0	85	0	397	44.1
WALLACE, Rob	10	0	336	0	0	0	336	33.6
BROWN, Davon	10	31	12	0	160	0	203	20.3
UMUOLO, Alsto	10	0	201	0	0	0	201	20.1
SANDIFER, Do	8	0	172	0	0	0	172	21.5
KING, Preston	9	10	44	69	13	0	136	15.1
MILLER, Anthon	5	81	7	0	0	0	88	17.6
WESLEY, Mekel	5	3	22	0	45	0	70	14.0
SHIELDS, D.J.	10	0	69	0	0	0	69	6.9
KAWULOK, Matt	5	0	55	0	0	0	55	11.0
DAVIS, Brandon	9	0	0	0	53	0	53	5.9
MCFADDEN, Le	10	0	0	0	0	39	39	3.9
SANDFORD, Ni	10	0	0	0	0	33	33	3.3
LAOLAGI, Luke	10	0	0	0	0	27	27	2.7
TOLEDO, Jon	10	0	23	0	0	0	23	2.3
CAMARDA, Vinc	10	0	0	0	0	17	17	1.7
SHAPIRO, Zach	10	0	0	0	10	0	10	1.0
HEWITT, Hunter	5	0	0	0	10	0	10	2.0
HEMMINGS, De	9	0	0	0	0	6	6	0.7
WATTERS, Willi	6	0	5	0	0	0	5	0.8
WESTLING, Dre	2	3	0	0	0	0	3	1.5
YARBROUGH,	10	0	0	0	1	0	1	0.1
LINDLEY, Ryan	10	-95	0	0	0	0	-95	-9.5
<b>Total</b>	<b>10</b>	<b>781</b>	<b>2615</b>	<b>105</b>	<b>1038</b>	<b>122</b>	<b>4661</b>	<b>466.1</b>
<b>Opponents</b>	<b>10</b>	<b>1674</b>	<b>2122</b>	<b>146</b>	<b>1126</b>	<b>150</b>	<b>5218</b>	<b>521.8</b>

**The Automated ScoreBook**  
**San Diego State Overall Defensive Statistics (as of Nov 14, 2009)**  
**All games**

##	Defensive Leaders	gp	Tackles				tfl/yds	Sacks no-yds	Pass defense			Fumbles		blkd	
			ua	a	tot				int-yds	brup	qbh	rcv-yds	ff	kick	saf
34	MILLING, Jerry	10	38	24	62	6.0-17	0.5-4	.	.	1	.	.	.	.	.
9	BURRIS, Miles	10	29	19	48	6.0-14	1.5-9	.	.	.	.	.	.	.	.
42	SANDFORD, Nick	10	31	12	43	1.5-7	1.0-7	2-33	1	.	.	.	.	.	.
35	LAOLAGI, Luke	10	27	13	40	1.5-5	1.0-5	2-27	.	.	.	2	.	.	.
22	PRESTON, Andrew	10	27	12	39	3.5-18	1.0-10	.	3	.	.	.	.	.	.
24	EDWARDS, Kwincy	9	28	6	34	2.0-2	.	.	2	1	.	.	.	.	.
11	FANTROY, Martre	7	14	19	33	.	.	.	1	.	.	.	.	.	.
52	YARBROUGH, Marc	10	20	10	30	3.0-12	.	.	1	1	.	.	.	.	.
90	WILLIAMS, B.J.	10	17	12	29	4.5-18	2.5-15	.	.	.	1-0	.	.	.	.
13	DAVIS, Brandon	9	24	5	29	2.0-13	1.0-8	.	3	.	.	1	.	.	.
5	HEMMINGS, Dey J	9	21	5	26	2.0-7	.	1-6	.	.	1-14	.	.	.	.
12	LEWIS, Darryn	10	21	5	26	.	.	.	3	.	.	.	.	.	.
15	PEREZ, Jose	10	17	7	24	.	.	.	3	.	.	.	.	.	.
0A	MCFADDEN, Leon	10	17	7	24	1.0-5	1.0-5	1-39	.	.	.	.	.	2	.
47	TAUANUU, Jacob	10	16	5	21	5.0-16	2.0-13	.	2	.	.	1	.	.	.
40	SHAPIRO, Zachar	10	8	10	18	3.0-16	1.0-11	.	.	.	.	.	.	.	.
99	LAWSON, Ernie	10	13	5	18	4.5-16	2.0-9	.	.	.	.	1	.	.	.
2D	CAMARDA, Vincen	10	12	6	18	.	.	2-17	2	.	.	.	.	.	.
7A	PARKER, Larry	10	9	8	17	.	.	.	1	.	1-65	.	.	.	.
2	MAULDIN, Davion	7	13	3	16	1.0-4	.	.	2	.	.	.	.	.	.
56	SOTO, Jonathan	9	11	5	16	2.0-11	1.0-9	.	.	.	.	.	.	.	.
94	LONG, Jerome	10	9	7	16	1.5-8	1.5-8	.	.	.	.	.	.	.	.
31	KETCHUM, Logan	7	7	7	14	.	.	.	.	.	.	.	.	.	.
21	MOORE, Aaron	7	7	3	10	.	.	1-0	3	.	.	.	.	.	.
17	WADE, Josh	10	8	1	9	.	.	.	1	.	.	.	.	.	.
7C	PINKINS, Eric	6	9	.	9	.	.	.	.	.	.	.	.	.	.
54	BARKSDALE, Deme	9	5	3	8	1.0-7	.	.	.	.	1-0	.	.	.	.
49	AUTELE, J.J.	9	4	3	7	1.0-4	.	.	.	.	.	.	.	.	.
58	BREWER, Aaron	10	3	.	3	.	.	.	.	.	.	.	.	.	.
2A	KING, Preston	9	1	2	3	.	.	.	.	.	.	.	.	.	.
20	KAWULOK, Matthe	5	2	.	2	.	.	.	.	.	.	.	.	.	.
63	GIBBS, Larry	3	2	.	2	1.0-2	.	.	.	.	.	.	.	.	.
44	ANDREWS, Rob	4	1	1	2	.	.	.	.	.	.	.	.	.	.
88	YOSHIDA, Lane	10	2	.	2	.	.	.	.	.	.	.	.	.	.
80	BROWN, Vincent	7	2	.	2	.	.	.	.	.	.	.	.	.	.
19	TOLEDO, Jon	10	.	1	1	.	.	.	.	.	.	.	.	.	.
16	FINKEL, Bryan	9	1	.	1	.	.	.	.	.	.	.	.	.	.
18	WALLACE, Robert	10	1	.	1	.	.	.	.	.	.	.	.	.	.
4B	STAHOVICH, Bria	10	1	.	1	.	.	.	.	.	.	.	.	.	.
TM	TEAM	4	1	.	1	1.0-2	.	.	.	.	.	.	.	.	3
7	UMUOLO, Alston	10	.	.	.	.	.	.	1	.	.	.	.	.	.
Total		10	479	226	705	54-204	17-113	9-122	29	3	4-79	5	2	3	.
Opponents		10	388	173	561	41-158	11-99	12-150	37	9	9-47	8	6	.	.

**The Automated ScoreBook**  
**San Diego State Team Game-by-Game (as of Nov 14, 2009)**  
**All games**

**TEAM STATISTICS**

Date	Opponent	Rushing				Receiving				Passing				Kick Returns				Punt Returns				tot off
		no.	yds	td	lg	no.	yds	td	lg	cmp-att-int	yds	td	lg	no.	yds	td	lg	no.	yds	td	lg	
Sep 05	at UCLA	18	39	0	8	18	238	2	78	18-45-3	238	2	78	7	142	0	27	1	3	0	3	277
Sep 12	SOUTHERN UTAH	37	149	2	18	20	287	2	32	20-30-0	287	2	32	6	123	0	28	0	0	0	0	436
Sep 19	at Idaho	23	55	0	12	25	241	2	36	25-41-1	241	2	36	5	105	0	25	2	45	0	42	296
Sep 26	at Air Force	25	39	0	29	25	284	2	32	25-41-4	284	2	32	1	18	0	18	2	32	0	33	323
Oct 03	NEW MEXICO STATE	31	108	1	26	8	144	2	50	8-28-1	144	2	50	3	51	0	20	2	5	0	3	252
Oct 17	BRIGHAM YOUNG	16	20	1	12	22	322	3	45	22-34-1	322	3	45	6	160	0	31	0	0	0	0	342
Oct 24	at Colorado State	32	72	0	13	29	459	6	60	29-43-0	459	6	60	4	51	0	25	1	9	0	9	531
Oct 31	NEW MEXICO	29	50	0	12	22	253	3	30	22-38-0	253	3	30	5	89	0	24	1	11	0	11	303
Nov 07	TCU	25	92	0	15	17	187	1	30	17-37-2	187	1	30	10	184	0	26	0	0	0	0	279
Nov 14	WYOMING	32	157	3	28	18	200	0	28	18-29-0	200	0	28	6	115	0	46	0	0	0	0	357
San Diego State		268	781	7	29	204	2615	23	78	204-366-12	2615	23	78	53	1038	0	46	9	105	0	42	3396
		430	1674	18	53	168	2122	13	44	168-284-9	2122	13	44	45	1126	0	65	20	146	0	17	3796

Games played: 10  
 Avg per rush: 2.9  
 Avg per catch: 12.8  
 Pass efficiency: 129.93  
 Kick ret avg: 19.6  
 Punt ret avg: 11.7  
 All purpose avg/game: 466.1  
 Total offense avg/gm: 339.6

Date	Opponent	Tackles				Sacks	Fumble		Pass Defense			Blkd	PAT Attempts				pts
		ua	a	total	tfl-yds	no-yds	ff	fr-yds	int-yds	qbh	brup	kick	kick	rush	rcv	saf	
Sep 05	at UCLA	52	8	60	12.0-34	3.0-18	1	1-0	2-44	0	5	1	2-2	0	0	0	14
Sep 12	SOUTHERN UTAH	38	18	56	5.0-23	4.0-22	1	0-0	3-4	0	4	1	4-4	0	0	1	35
Sep 19	at Idaho	31	36	67	4.0-16	1.0-9	0	0-0	0-0	2	2	0	2-2	0	0	0	20
Sep 26	at Air Force	31	64	95	3.0-4	0.0-0	0	0-0	0-0	0	3	0	0-1	0	0	1	14
Oct 03	NEW MEXICO STATE	55	22	77	6.0-38	3.0-27	1	2-14	2-45	0	0	0	4-4	0	0	0	34
Oct 17	BRIGHAM YOUNG	65	26	91	4.0-10	0.0-0	0	0-0	0-0	0	4	0	4-4	0	0	0	28
Oct 24	at Colorado State	31	22	53	5.0-17	2.0-14	1	0-0	2-29	1	1	0	4-5	0	1	0	42
Oct 31	NEW MEXICO	60	8	68	8.0-35	2.0-14	0	0-0	0-0	0	7	0	3-3	0	0	1	23
Nov 07	TCU	55	14	69	3.0-14	0.0-0	0	0-0	0-0	0	1	0	0-1	0	0	0	12
Nov 14	WYOMING	61	8	69	4.0-13	2.0-9	1	1-65	0-0	0	2	0	3-3	0	0	0	27
San Diego State		479	226	705	54.0-204	17.0-113	5	4-79	9-122	3	29	2	26-29	0	1	3	249
		388	173	561	41.0-158	11.0-99	8	9-47	12-150	9	37	6	33-35	0	0	0	300

Date	Opponent	Punting										Field Goals			Kickoffs			
		no.	yds	avg	long	blkd	tb	fc	50+	i20	md-att	long	blkd	no.	yds	avg	tb	ob
Sep 05	at UCLA	8	358	44.8	51	0	1	2	1	1	0-1	0	1	3	161	53.7	0	0
Sep 12	SOUTHERN UTAH	2	91	45.5	50	0	1	0	1	0	1-2	31	0	6	370	61.7	0	0
Sep 19	at Idaho	3	139	46.3	51	0	1	1	1	1	2-2	47	0	5	322	64.4	0	0
Sep 26	at Air Force	6	315	52.5	57	0	1	1	4	1	0-1	0	0	2	131	65.5	1	0
Oct 03	NEW MEXICO STATE	6	269	44.8	50	0	0	3	1	0	2-3	23	0	7	439	62.7	0	0
Oct 17	BRIGHAM YOUNG	4	189	47.2	50	0	0	0	2	1	0-0	0	0	5	319	63.8	0	0
Oct 24	at Colorado State	3	105	35.0	54	0	1	0	1	0	0-1	0	0	7	464	66.3	1	0
Oct 31	NEW MEXICO	8	338	42.2	59	1	0	3	2	6	0-0	0	0	4	249	62.2	0	0
Nov 07	TCU	6	220	36.7	45	0	1	1	0	0	2-2	48	0	4	225	56.2	0	0
Nov 14	WYOMING	2	63	31.5	37	0	0	0	0	0	2-3	40	1	6	385	64.2	0	0
San Diego State		48	2087	43.5	59	1	6	11	13	10	9-15	48	2	49	3065	62.6	2	0
		38	1577	41.5	60	0	4	14	6	18	19-24	50	0	63	3865	61.3	8	1

**The Automated ScoreBook**  
**San Diego State Opponent Game-by-Game (as of Nov 14, 2009)**  
**All games**

**OPPONENT STATISTICS**

Date	Opponent	Rushing				Receiving				Passing				Kick Returns				Punt Returns				tot off
		no.	yds	td	lg	no.	yds	td	lg	cmp-att-int	yds	td	lg	no.	yds	td	lg	no.	yds	td	lg	
Sep 05	at UCLA	38	144	2	31	20	215	1	34	20-31-2	215	1	34	2	98	0	65	3	25	0	14	359
Sep 12	SOUTHERN UTAH	29	114	1	46	15	165	1	33	15-29-3	165	1	33	6	126	0	29	1	4	0	4	279
Sep 19	at Idaho	41	147	3	53	17	232	0	29	17-30-0	232	0	29	5	108	0	26	0	0	0	0	379
Sep 26	at Air Force	58	243	0	26	3	51	0	44	3-7-0	51	0	44	1	32	0	32	3	29	0	13	294
Oct 03	NEW MEXICO STATE	47	88	0	14	15	146	2	30	15-26-2	146	2	30	7	140	0	27	3	22	0	15	234
Oct 17	BRIGHAM YOUNG	52	166	2	20	27	346	3	40	27-39-0	346	3	40	5	124	0	37	3	38	0	17	512
Oct 24	at Colorado State	28	151	2	24	14	205	2	40	14-28-2	205	2	40	6	141	0	33	0	0	0	0	356
Oct 31	NEW MEXICO	37	109	1	14	27	277	1	31	27-52-0	277	1	31	4	101	0	34	2	-1	0	0	386
Nov 07	TCU	53	312	5	30	14	239	2	44	14-20-0	239	2	44	3	94	0	39	3	16	0	8	551
Nov 14	WYOMING	47	200	2	33	16	246	1	31	16-22-0	246	1	31	6	162	0	42	2	13	0	9	446
Opponents		430	1674	18	53	168	2122	13	44	168-284-9	2122	13	44	45	1126	0	65	20	146	0	17	3796
		268	781	7	29	204	2615	23	78	204-366-12	2615	23	78	53	1038	0	46	9	105	0	42	3396

Games played: 10  
 Avg per rush: 3.9  
 Avg per catch: 12.6  
 Pass efficiency: 130.69  
 Kick ret avg: 25.0  
 Punt ret avg: 7.3  
 All purpose avg/game: 521.8  
 Total offense avg/gm: 379.6

Date	Opponent	Tackles				Sacks no-yds	Fumble		Pass Defense			Blkd kick	PAT Attempts				pts	
		ua	a	total	tfl-yds		ff	fr-yds	int-yds	qbh	brup		kick	rush	rcv	saf		
Sep 05	at UCLA	38	4	42	5.0-9	0.0-0	0	0-0	3-29	0	7	1	3-4	0	0	0	0	33
Sep 12	SOUTHERN UTAH	44	20	64	2.0-6	0.0-0	0	2-0	0-0	0	1	0	1-2	0	0	0	0	19
Sep 19	at Idaho	31	30	61	5.0-19	1.0-10	1	1-0	1-74	8	1	0	4-4	0	0	0	0	34
Sep 26	at Air Force	32	36	68	7.0-30	3.0-24	2	2-47	4-47	0	2	1	2-2	0	0	0	0	26
Oct 03	NEW MEXICO STATE	36	7	43	2.0-12	1.0-9	1	0-0	1-0	0	6	0	2-2	0	0	0	0	17
Oct 17	BRIGHAM YOUNG	36	2	38	2.0-11	1.0-10	0	0-0	1-0	0	4	0	5-5	0	0	0	0	38
Oct 24	at Colorado State	35	46	81	7.0-27	1.0-12	1	0-0	0-0	1	6	1	4-4	0	0	0	0	28
Oct 31	NEW MEXICO	47	6	53	7.0-33	3.0-26	1	1-0	0-0	0	2	1	2-2	0	0	0	0	20
Nov 07	TCU	44	8	52	3.0-10	1.0-8	2	2-0	2-0	0	6	1	7-7	0	0	0	0	55
Nov 14	WYOMING	45	14	59	1.0-1	0.0-0	0	1-0	0-0	0	2	1	3-3	0	0	0	0	30
Opponents		388	173	561	41.0-158	11.0-99	8	9-47	12-150	9	37	6	33-35	0	0	0	0	300
		479	226	705	54.0-204	17.0-113	5	4-79	9-122	3	29	2	26-29	0	1	3	249	

Date	Opponent	Punting								Field Goals			Kickoffs					
		no.	yds	avg	long	blkd	tb	fc	50+	i20	md-att	long	blkd	no.	yds	avg	tb	ob
Sep 05	at UCLA	5	194	38.8	45	0	1	2	0	2	2-2	50	0	7	454	64.9	0	0
Sep 12	SOUTHERN UTAH	1	33	33.0	33	0	0	1	0	0	2-2	49	0	6	381	63.5	0	0
Sep 19	at Idaho	2	95	47.5	55	0	0	0	1	1	2-4	40	0	6	386	64.3	1	0
Sep 26	at Air Force	7	319	45.6	52	0	0	4	2	3	4-6	48	0	6	420	70.0	5	0
Oct 03	NEW MEXICO STATE	5	224	44.8	59	0	0	1	1	2	1-1	34	0	4	268	67.0	1	0
Oct 17	BRIGHAM YOUNG	2	65	32.5	37	0	0	0	0	1	1-1	44	0	6	408	68.0	0	0
Oct 24	at Colorado State	4	177	44.2	60	0	1	2	1	2	0-0	0	0	5	307	61.4	1	0
Oct 31	NEW MEXICO	5	212	42.4	60	0	2	1	1	0	2-3	45	0	6	299	49.8	0	1
Nov 07	TCU	4	124	31.0	37	0	0	2	0	4	2-2	48	0	10	620	62.0	0	0
Nov 14	WYOMING	3	134	44.7	48	0	0	1	0	3	3-3	43	0	7	322	46.0	0	0
Opponents		38	1577	41.5	60	0	4	14	6	18	19-24	50	0	63	3865	61.3	8	1
		48	2087	43.5	59	1	6	11	13	10	9-15	48	2	49	3065	62.6	2	0

**The Automated ScoreBook**  
**San Diego State Red-Zone Results (as of Nov 14, 2009)**  
**All games**

**San Diego State Inside Opponent Red-Zone**

Date	Opponent	Score	Times In RZ	Times Scored	Total Pts	Rush TDs	Pass TDs	FGs Made	Failed to score inside RZ							
									FGA	Down	Int	Fumb	Half	Game		
Sep 05, 2009	at UCLA	L 14-33	3	1	7	1	0	1	0	1	0	1	0	0	0	0
Sep 12, 2009	SOUTHERN UTAH	W 35-19	6	4	24	3	2	1	1	1	0	0	1	0	0	0
Sep 19, 2009	at Idaho	L 20-34	1	1	7	1	0	1	0	0	0	0	0	0	0	0
Sep 26, 2009	at Air Force	L 14-26	1	1	6	1	0	1	0	0	0	0	0	0	0	0
Oct 03, 2009	NEW MEXICO STATE	W 34-17	4	4	20	2	1	1	2	0	0	0	0	0	0	0
Oct 17, 2009	BRIGHAM YOUNG	L 28-38	5	4	28	4	1	3	0	0	0	1	0	0	0	0
Oct 24, 2009	at Colorado State	W 42-28	3	2	13	2	0	2	0	1	0	0	0	0	0	0
Oct 31, 2009	NEW MEXICO	W 23-20	3	3	21	3	0	3	0	0	0	0	0	0	0	0
Nov 07, 2009	TCU	L 12-55	0	0	0	0	0	0	0	0	0	0	0	0	0	0
Nov 14, 2009	WYOMING	L 27-30	6	5	27	3	3	0	2	1	0	0	0	0	0	0
Totals			32	25	153	20	7	13	5	4	0	2	1	0	0	0
25 of 32 (78.1%)																

**Opponents Inside San Diego State Red-Zone**

Date	Opponent	Score	Times In RZ	Times Scored	Total Pts	Rush TDs	Pass TDs	FGs Made	Failed to score inside RZ							
									FGA	Down	Int	Fumb	Half	Game		
Sep 05, 2009	at UCLA	L 14-33	3	2	14	2	1	1	0	0	0	0	1	0	0	0
Sep 12, 2009	SOUTHERN UTAH	W 35-19	5	4	19	2	1	1	2	0	1	0	0	0	0	0
Sep 19, 2009	at Idaho	L 20-34	4	3	17	2	2	0	1	1	0	0	0	0	0	0
Sep 26, 2009	at Air Force	L 14-26	3	2	6	0	0	0	2	1	0	0	0	0	0	0
Oct 03, 2009	NEW MEXICO STATE	W 34-17	3	3	17	2	0	2	1	0	0	0	0	0	0	0
Oct 17, 2009	BRIGHAM YOUNG	L 28-38	5	5	35	5	2	3	0	0	0	0	0	0	0	0
Oct 24, 2009	at Colorado State	W 42-28	2	2	14	2	2	0	0	0	0	0	0	0	0	0
Oct 31, 2009	NEW MEXICO	W 23-20	4	3	17	2	1	1	1	1	0	0	0	0	0	0
Nov 07, 2009	TCU	L 12-55	5	5	31	4	4	0	1	0	0	0	0	0	0	0
Nov 14, 2009	WYOMING	L 27-30	5	4	20	2	1	1	2	0	0	0	1	0	0	0
Totals			39	33	190	23	14	9	10	3	1	0	2	0	0	0
33 of 39 (84.6%)																

**The Automated ScoreBook**  
**San Diego State Games Played (as of Nov 14, 2009)**  
**All games**

##	PLAYER	GP-GS	UCLA	SUU	IDAHO	AF	NMSU	BYU	CSU	UNM	TCU	WYO
67	AKEN-MOLETA, Ik	8/6	START	START	START	START	...	...	XXX	XXX	START	START
44	ANDREWS, Rob	4/-	...	XXX	XXX	XXX	...	...	...	...	XXX	...
49	AUTELE, J.J.	9/1	XXX	XXX	XXX	XXX	...	XXX	XXX	XXX	XXX	START
54	BARKSDALE, Deme	9/-	...	XXX	XXX	XXX	XXX	XXX	XXX	XXX	XXX	XXX
58	BREWER, Aaron	10/-	XXX	XXX	XXX	XXX	XXX	XXX	XXX	XXX	XXX	XXX
30	BROWN, Davon	10/-	XXX	XXX	XXX	XXX	XXX	XXX	XXX	XXX	XXX	XXX
80	BROWN, Vincent	7/7	START	START	START	START	START	START	START	...	...	...
9	BURRIS, Miles	10/10	START	START	START	START	START	START	START	START	START	START
2D	CAMARDA, Vincen	10/-	XXX	XXX	XXX	XXX	XXX	XXX	XXX	XXX	XXX	XXX
13	DAVIS, Brandon	9/8	START	START	XXX	...	START	START	START	START	START	START
7B	DEAKIN, Doug	10/-	XXX	XXX	XXX	XXX	XXX	XXX	XXX	XXX	XXX	XXX
60	DRAHEIM, Tommie	7/5	START	START	START	XXX	...	...	...	XXX	START	START
24	EDWARDS, Kwincy	9/5	XXX	XXX	START	START	...	XXX	XXX	START	START	START
68	EMBERNATE, Nik	6/6	...	...	...	...	START	START	START	START	START	START
11	FANTROY, Martre	7/-	XXX	XXX	XXX	XXX	XXX	XXX	...	...	XXX	...
16	FINKEL, Bryan	9/-	XXX	XXX	XXX	XXX	XXX	XXX	XXX	XXX	XXX	...
63	GIBBS, Larry	3/-	...	...	XXX	XXX	...	...	...	...	XXX	...
5	HEMMINGS, Dey J	9/7	START	START	START	START	START	START	START	...	XXX	XXX
89	HEWITT, Hunter	5/-	...	...	...	...	XXX	XXX	...	XXX	XXX	XXX
50	IOSEFA, Trask	10/10	START	START	START	START	START	START	START	START	START	START
71	JOHNSON, Alec	5/3	...	XXX	XXX	START	START	START	START	...	...	...
20	KAWULOK, Matthe	5/3	START	XXX	START	START	...	XXX	...	...	...	...
1D	KAZEE, Walter	9/4	XXX	START	XXX	...	START	XXX	START	XXX	XXX	START
31	KETCHUM, Logan	7/1	XXX	XXX	XXX	START	XXX	XXX	XXX	...	...	...
39	KING, Preston	9/1	...	XXX	XXX	XXX	XXX	START	XXX	XXX	XXX	XXX
35	LAOLAGI, Luke	10/10	START	START	START	START	START	START	START	START	START	START
99	LAWSON, Ernie	10/10	START	START	START	START	START	START	START	START	START	START
12	LEWIS, Darryn	10/-	XXX	XXX	XXX	XXX	XXX	XXX	XXX	XXX	XXX	XXX
14	LINDLEY, Ryan	10/10	START	START	START	START	START	START	START	START	START	START
94	LONG, Jerome	10/-	XXX	XXX	XXX	XXX	XXX	XXX	XXX	XXX	XXX	XXX
74	MATAMUA, Mike	10/8	START	START	START	START	START	START	START	START	XXX	XXX
2	MAULDIN, Davion	7/5	XXX	...	...	...	XXX	START	START	START	START	START
0A	MCFADDEN, Leon	10/6	START	START	START	START	START	XXX	START	XXX	XXX	XXX
32	MILLER, Anthony	5/2	START	XXX	...	START	XXX	...	...	...	XXX	...
34	MILLING, Jerry	10/10	START	START	START	START	START	START	START	START	START	START
21	MOORE, Aaron	7/-	XXX	XXX	XXX	XXX	XXX	...	...	XXX	...	XXX
48	MOSES, Eron	1/-	...	...	...	...	...	...	...	...	...	XXX
62	NELSON, Peter	10/10	START	START	START	START	START	START	START	START	START	START
10	O'BRIEN, Josh	2/-	XXX	...	...	...	XXX	...	...	...	...	...
7A	PARKER, Larry	10/-	XXX	XXX	XXX	XXX	XXX	XXX	XXX	XXX	XXX	XXX
15	PEREZ, Jose	10/9	START	START	START	START	START	START	XXX	START	START	START
7C	PINKINS, Eric	6/-	...	...	...	...	XXX	XXX	XXX	XXX	XXX	XXX
22	PRESTON, Andrew	10/-	XXX	XXX	XXX	XXX	XXX	XXX	XXX	XXX	XXX	XXX
69	QUINONES, Erik	5/2	...	...	...	...	...	XXX	START	START	XXX	XXX
53	RIVERA, Emilio	8/-	...	XXX	XXX	...	XXX	XXX	XXX	XXX	XXX	XXX
1	SAMPSON, DeMarc	10/10	START	START	START	START	START	START	START	START	START	START
42	SANDFORD, Nick	10/9	START	START	START	XXX	START	START	START	START	START	START





**The Automated ScoreBook**  
**San Diego State Rushing/Receiving Game-by-Game (as of Nov 14, 2009)**  
**All games**

<b>RUSHING</b>	<b>No-Yds/TD</b>	<b>UCLA</b>	<b>SUU</b>	<b>IDAHO</b>	<b>AF</b>	<b>NMSU</b>	<b>BYU</b>	<b>CSU</b>	<b>UNM</b>	<b>TCU</b>	<b>WYO</b>
SULLIVAN, Brand RB	126-494/3	9-25/0	24-111/0	10-31/0	DNP	DNP	2-1/1	22-65/0	24-81/0	17-75/0	18-105/2
KAZEE, Walter RB	63-246/2	2-13/0	3-15/0	4-12/0	DNP	22-101/1	9-28/0	5-11/0	-	5-14/0	13-52/1
MILLER, Anthony RB	35-81/1	7-1/0	7-18/1	DNP	15-59/0	4-3/0	DNP	DNP	DNP	2-0/0	DNP
BROWN, Davon RB	15-31/0	-	-	8-22/0	2--1/0	1-3/0	-	3-7/0	-	-	1-0/0
KING, Preston	5-10/0	DNP	-	-	4-9/0	-	1-1/0	-	-	-	-
BROWN, Vincent WR	3-10/0	-	-	-	-	-	2-12/0	1--2/0	DNP	DNP	DNP
WESTLING, Drew QB	1-3/0	DNP	DNP	-	DNP	DNP	DNP	DNP	DNP	1-3/0	DNP
WESLEY, Mekell WR	1-3/0	-	1-3/0	-	-	DNP	DNP	DNP	DNP	-	DNP
SAMPSON, DeMarc WR	3--2/0	-	-	-	-	2-10/0	1--12/0	-	-	-	-
LINDLEY, Ryan QB	16--95/1	-	2-2/1	1--10/0	4--28/0	2--9/0	1--10/0	1--9/0	5--31/0	-	-

<b>RECEIVING</b>	<b>No-Yds/TD</b>	<b>UCLA</b>	<b>SUU</b>	<b>IDAHO</b>	<b>AF</b>	<b>NMSU</b>	<b>BYU</b>	<b>CSU</b>	<b>UNM</b>	<b>TCU</b>	<b>WYO</b>
BROWN, Vincent WR	45-778/6	5-139/1	6-142/1	13-143/1	10-123/2	3-84/1	8-147/0	-	DNP	DNP	DNP
SAMPSON, DeMarc WR	55-726/8	4-39/0	5-64/0	4-36/0	2-32/0	2-34/0	5-77/2	15-257/3	7-56/2	6-81/1	5-50/0
WALLACE, Robert WR	26-336/2	3-29/0	3-42/1	3-34/1	3-29/0	-	1-11/0	5-70/0	3-47/0	2-18/0	3-56/0
UMUOLO, Alston TE	17-201/3	2-14/0	1-14/0	2-14/0	3-20/0	-	2-18/1	1-60/1	4-38/1	2-23/0	-
SANDIFER, Domin WR	15-172/1	DNP	DNP	-	1-6/0	2-21/0	-	3-48/1	5-70/0	-	4-27/0
SULLIVAN, Brand RB	14-99/0	1-4/0	3-19/0	1-9/0	DNP	DNP	1-7/0	2-3/0	1-23/0	1-10/0	4-24/0
SHIELDS, D.J. TE	8-69/0	-	-	-	1-3/0	-	2-5/0	-	1-9/0	2-9/0	2-43/0
KAZEE, Walter RB	7-66/0	2-9/0	1-7/0	-	DNP	-	2-33/0	1-9/0	-	1-8/0	-
KAWULOK, Matthe TE	4-55/1	1-4/1	-	1-2/0	2-49/0	DNP	-	DNP	DNP	DNP	DNP
KING, Preston	4-44/1	DNP	-	-	-	-	1-24/0	1-3/1	1-10/0	1-7/0	-
TOLEDO, Jon WR	1-23/0	-	-	-	-	-	-	-	-	1-23/0	-
WESLEY, Mekell WR	3-22/0	-	-	-	3-22/0	DNP	DNP	DNP	DNP	-	DNP
BROWN, Davon RB	2-12/0	-	-	1-3/0	-	-	-	1-9/0	-	-	-
MILLER, Anthony RB	2-7/0	-	1--1/0	DNP	-	-	DNP	DNP	DNP	1-8/0	DNP
WATTERS, Willie FB	1-5/1	DNP	DNP	DNP	DNP	1-5/1	-	-	-	-	-

**The Automated ScoreBook**  
**San Diego State Passing Game-by-Game (as of Nov 14, 2009)**  
**All games**

<b>#14 LINDLEY, Ryan</b>	<b>Comp</b>	<b>Att</b>	<b>Int</b>	<b>Pct</b>	<b>Yards</b>	<b>TD</b>	<b>Long</b>	<b>Sacked</b>	<b>Effic</b>
UCLA	18	45	3	40.0	238	2	78	0-0	85.76
Southern Utah	20	30	0	66.7	287	2	32	0-0	169.03
Idaho	21	35	1	60.0	200	1	36	1-10	111.71
Air Force	25	41	4	61.0	284	2	32	3-24	115.75
New Mexico State	7	27	1	25.9	123	1	50	1-9	69.01
Brigham Young	21	33	1	63.6	298	3	45	1-10	163.43
Colorado State	29	43	0	67.4	459	6	60	1-12	203.15
New Mexico	22	38	0	57.9	253	3	30	3-26	139.87
TCU	16	34	2	47.1	164	1	30	0-0	85.52
Wyoming	18	29	0	62.1	200	0	28	0-0	120.00
<b>TOTALS</b>	<b>197</b>	<b>355</b>	<b>12</b>	<b>55.5</b>	<b>2506</b>	<b>21</b>	<b>78</b>	<b>10-91</b>	<b>127.55</b>

<b>#9A WESTLING, Drew</b>	<b>Comp</b>	<b>Att</b>	<b>Int</b>	<b>Pct</b>	<b>Yards</b>	<b>TD</b>	<b>Long</b>	<b>Sacked</b>	<b>Effic</b>
Idaho	4	6	0	66.7	41	1	19	0-0	179.07
TCU	1	3	0	33.3	23	0	23	1-8	97.73
<b>TOTALS</b>	<b>5</b>	<b>9</b>	<b>0</b>	<b>55.6</b>	<b>64</b>	<b>1</b>	<b>23</b>	<b>1-8</b>	<b>151.96</b>

<b>#7 UMUOLO, Alston</b>	<b>Comp</b>	<b>Att</b>	<b>Int</b>	<b>Pct</b>	<b>Yards</b>	<b>TD</b>	<b>Long</b>	<b>Sacked</b>	<b>Effic</b>
Brigham Young	1	1	0	100.0	24	0	24	0-0	301.60
<b>TOTALS</b>	<b>1</b>	<b>1</b>	<b>0</b>	<b>100.0</b>	<b>24</b>	<b>0</b>	<b>24</b>	<b>0-0</b>	<b>301.60</b>

<b>#30 BROWN, Davon</b>	<b>Comp</b>	<b>Att</b>	<b>Int</b>	<b>Pct</b>	<b>Yards</b>	<b>TD</b>	<b>Long</b>	<b>Sacked</b>	<b>Effic</b>
New Mexico State	1	1	0	100.0	21	1	21	0-0	606.40
<b>TOTALS</b>	<b>1</b>	<b>1</b>	<b>0</b>	<b>100.0</b>	<b>21</b>	<b>1</b>	<b>21</b>	<b>0-0</b>	<b>606.40</b>

**The Automated ScoreBook**  
**San Diego State Return Stats Game-by-Game (as of Nov 14, 2009)**  
**All games**

<b>PUNT RETURNS</b>	<b>No-Yds</b>	<b>UCLA</b>	<b>SUU</b>	<b>IDAHO</b>	<b>AF</b>	<b>NMSU</b>	<b>BYU</b>	<b>CSU</b>	<b>UNM</b>	<b>TCU</b>	<b>WYO</b>
KING, Preston	7-69	DNP	-	2-45	1-1	2-5	-	1-9	1-11	-	-
BROWN, Vincent	1-33	-	-	-	1-33	-	-	-	DNP	DNP	DNP
MAULDIN, Davion	1-3	1-3	DNP	DNP	DNP	-	-	-	-	-	-

<b>KICK RETURNS</b>	<b>No-Yds</b>	<b>UCLA</b>	<b>SUU</b>	<b>IDAHO</b>	<b>AF</b>	<b>NMSU</b>	<b>BYU</b>	<b>CSU</b>	<b>UNM</b>	<b>TCU</b>	<b>WYO</b>
MAULDIN, Davion	20-441	-	DNP	DNP	DNP	-	6-160	1-15	4-76	8-151	1-39
BROWN, Vincent	11-220	3-66	3-64	1-21	1-18	3-51	-	-	DNP	DNP	DNP
BROWN, Davon	8-160	-	-	3-65	-	-	-	3-36	-	1-13	1-46
KAZEE, Walter	5-85	4-76	-	-	DNP	-	-	-	-	-	1-9
DAVIS, Brandon	3-53	-	1-14	1-19	DNP	-	-	-	-	1-20	-
WESLEY, Mekell	2-45	-	2-45	-	-	DNP	DNP	DNP	DNP	-	DNP
KING, Preston	1-13	DNP	-	-	-	-	-	-	1-13	-	-
HEWITT, Hunter	1-10	DNP	DNP	DNP	DNP	-	-	DNP	-	-	1-10
SHAPIRO, Zachar	1-10	-	-	-	-	-	-	-	-	-	1-10
YARBROUGH, Marc	1-1	-	-	-	-	-	-	-	-	-	1-1

<b>INT. RETURNS</b>	<b>No-Yds</b>	<b>UCLA</b>	<b>SUU</b>	<b>IDAHO</b>	<b>AF</b>	<b>NMSU</b>	<b>BYU</b>	<b>CSU</b>	<b>UNM</b>	<b>TCU</b>	<b>WYO</b>
SANDFORD, Nick	2-33	-	1-4	-	-	-	-	1-29	-	-	-
CAMARDA, Vincen	2-17	1-17	-	-	-	-	-	1-0	-	-	-
LAOLAGI, Luke	2-27	1-27	1-0	-	-	-	-	-	-	-	-
HEMMINGS, Dey J	1-6	-	-	-	-	1-6	-	-	DNP	-	-
MOORE, Aaron	1-0	-	1-0	-	-	-	DNP	DNP	-	DNP	-
MCFADDEN, Leon	1-39	-	-	-	-	1-39	-	-	-	-	-

<b>FUMBLE RETURNS</b>	<b>No-Yds</b>	<b>UCLA</b>	<b>SUU</b>	<b>IDAHO</b>	<b>AF</b>	<b>NMSU</b>	<b>BYU</b>	<b>CSU</b>	<b>UNM</b>	<b>TCU</b>	<b>WYO</b>
PARKER, Larry	1-65	-	-	-	-	-	-	-	-	-	1-65
HEMMINGS, Dey J	1-14	-	-	-	-	1-14	-	-	DNP	-	-

**The Automated ScoreBook**  
**San Diego State Total Tackles Game-by-Game (as of Nov 14, 2009)**  
**All games**

<b>Total Tackles</b>	<b>UA-A</b>	<b>Total</b>	<b>UCLA</b>	<b>SUU</b>	<b>IDAHO</b>	<b>AF</b>	<b>NMSU</b>	<b>BYU</b>	<b>CSU</b>	<b>UNM</b>	<b>TCU</b>	<b>WYO</b>
MILLING, Jerry LB	38-24	62	4-0	5-0	3-5	3-9	4-0	9-4	3-3	1-0	3-3	3-0
BURRIS, Miles LB	29-19	48	4-0	2-3	2-2	1-8	1-1	4-1	2-2	3-0	4-1	6-1
SANDFORD, Nick DB	31-12	43	5-0	-	1-1	2-5	5-1	6-1	1-2	4-0	4-2	3-0
LAOLAGI, Luke LB	27-13	40	3-0	2-2	1-3	4-2	3-2	2-2	2-0	2-0	4-1	4-1
PRESTON, Andrew LB	27-12	39	2-0	6-1	1-3	2-1	2-2	3-2	0-2	2-0	4-0	5-1
EDWARDS, Kwincy DB	28-6	34	4-1	2-0	2-1	0-2	DNP	1-1	4-1	9-0	3-0	3-0
FANTROY, Martre DB	14-19	33	1-3	1-4	2-4	3-3	4-4	3-1	DNP	DNP	-	DNP
YARBROUGH, Marc LB	20-10	30	2-0	1-0	0-1	0-2	0-2	2-2	2-0	6-1	3-1	4-1
DAVIS, Brandon DB	24-5	29	2-0	1-1	-	DNP	3-0	8-1	-	8-1	0-1	2-1
WILLIAMS, B.J. DL	17-12	29	-	3-1	2-2	1-2	3-2	4-1	2-1	0-2	1-1	1-0
HEMMINGS, Dey J DB	21-5	26	6-1	1-0	2-2	1-1	5-1	2-0	1-0	DNP	-	3-0
LEWIS, Darryn DB	21-5	26	-	2-0	1-1	-	4-1	2-1	2-1	2-1	4-0	4-0
MCFADDEN, Leon DB	17-7	24	1-1	2-0	2-0	3-2	1-1	1-0	1-1	2-1	3-1	1-0
PEREZ, Jose DB	17-7	24	1-1	1-2	1-0	-	2-1	4-1	3-2	1-0	2-0	2-0
TAUANUU, Jacob DL	16-5	21	2-0	2-0	1-0	1-5	2-0	1-0	-	4-0	1-0	2-0
SHAPIRO, Zachar DL	8-10	18	1-0	1-0	1-3	1-3	3-0	1-2	0-2	-	-	-
LAWSON, Ernie DL	13-5	18	1-0	-	2-1	1-1	2-1	1-1	-	2-0	1-1	3-0
CAMARDA, Vincen DB	12-6	18	1-0	0-1	0-2	1-2	2-0	1-1	2-0	2-0	3-0	-
PARKER, Larry DB	9-8	17	-	1-3	2-1	0-3	1-0	1-0	1-1	-	1-0	2-0
MAULDIN, Davion DB	13-3	16	1-0	DNP	DNP	DNP	2-0	1-0	0-1	5-1	1-1	3-0
SOTO, Jonathan DL	11-5	16	1-0	DNP	1-0	1-3	-	0-1	2-0	2-0	2-0	2-1
LONG, Jerome DL	9-7	16	1-0	1-0	0-1	0-1	1-1	3-1	0-1	1-1	1-1	1-0
KETCHUM, Logan LB	7-7	14	1-0	2-0	1-1	1-4	-	1-1	1-1	DNP	DNP	DNP
MOORE, Aaron DB	7-3	10	2-1	1-0	1-2	1-0	1-0	DNP	DNP	-	DNP	1-0
WADE, Josh DB	8-1	9	-	1-0	-	-	1-0	2-1	1-0	1-0	1-0	1-0
PINKINS, Eric DB	9-0	9	DNP	DNP	DNP	DNP	1-0	1-0	-	2-0	3-0	2-0
BARKSDALE, Deme LB	5-3	8	DNP	-	1-0	0-2	1-1	-	-	1-0	1-0	1-0
AUTELE, J.J. DL	4-3	7	1-0	-	-	0-2	DNP	-	-	-	2-0	1-1
KING, Preston DB	1-2	3	DNP	-	-	-	1-0	-	0-1	-	-	0-1
BREWER, Aaron	3-0	3	-	-	-	-	-	1-0	-	-	1-0	1-0
ANDREWS, Rob LB	1-1	2	DNP	-	-	1-1	DNP	DNP	DNP	DNP	-	DNP
GIBBS, Larry DL	2-0	2	DNP	DNP	-	2-0	DNP	DNP	DNP	DNP	-	DNP
KAWULOK, Matthe	2-0	2	2-0	-	-	-	DNP	-	DNP	DNP	DNP	DNP
YOSHIDA, Lane	2-0	2	1-0	-	-	-	-	-	-	-	1-0	-
BROWN, Vincent	2-0	2	-	-	1-0	-	-	-	1-0	DNP	DNP	DNP
TEAM	1-0	1	1-0	-	-	-	-	-	-	-	-	-
WALLACE, Robert	1-0	1	1-0	-	-	-	-	-	-	-	-	-
FINKEL, Bryan LB	1-0	1	-	-	-	-	-	-	-	-	1-0	DNP
STAKOVICH, Bria	1-0	1	-	-	-	1-0	-	-	-	-	-	-
TOLEDO, Jon	0-1	1	-	-	-	-	0-1	-	-	-	-	-