



SAN DIEGO STATE BASKETBALL

2015-16 MEN'S BASKETBALL GAME NOTES

Mike May, Senior Associate Athletics Director of Communications and Media Relations ♦ E-Mail: mmay@mail.sdsu.edu ♦ Office: 619.594.5547 ♦ Cell: 619.957.8372
Darin Wong, Assistant Athletics Director of Media Relations ♦ E-Mail: dwong@mail.sdsu.edu ♦ Office: 619.594.5548 ♦ Cell: 310.489.2378

GAME INFORMATION

Date / Time: Tuesday, Jan. 19 / 8 p.m. PT
Site: Steve Fisher Court at Viejas Arena (12,414) - San Diego, Calif.
Television: ESPNU
Talent: Drew Fellios (play-by-play), Kyle Macy (analysis)
SDSU Radio: The Mighty 1090
Talent: Ted Leitner
Live Stats: GoAztecs.com
Series vs. Fresno State: San Diego State leads, 59-49
Streak: San Diego State, W1
at San Diego: San Diego State leads, 38-17
at Fresno: Fresno State leads, 30-20
Neutral: Fresno State leads, 2-1
First Meeting: Jan. 5, 1940 - SDSU, 42-29, in San Diego, Calif.
Last Meeting: Jan. 27, 2015 - SDSU, 58-47, in San Diego, Calif.
Fisher vs. Fresno State: 9-2

SCHEDULE / RESULTS

Date	SDSU	Opp.	Opponent (TV)	Time / Result
N.13	rv/rv		Illinois State (ESPN3)	W, 71-60
N.16	--/rv	16/16	at Utah (ESPN2)	L, 76-81
N.18	--/rv		San Diego Christian (FOX Sports San Diego)	W, 71-61
N.21	--/rv		^Little Rock (FOX Sports San Diego)	L, 43-49
N.23			^East Carolina (ESPN3)	W, 79-54
N.26		14/13	#vs. California (FOX Sports 1)	W, 72-58
N.27	rv/22		#vs. West Virginia (FOX Sports 1)	L, 50-72
D.1	rv/--		at Long Beach State (Prime Ticket)	W, 76-72
D.6	rv/--		%vs. San Diego (FOX Sports San Diego)	L, 48-53
D.7			Biola	W, 73-53
D.10			Nicholls State (Campus Insiders)	W, 84-47
D.18			Grand Canyon (Campus Insiders)	L, 45-52
D.22		2/3	Kansas (CBSSN)	L, 57-70
D.30			*Wyoming (CBSSN)	W, 67-55
J.2			*at Utah State (ESPN1)	W, 70-67
J.6			*San José State (ESPN3)	W, 77-62
J.13			*at Colorado State (CBSSN)	W, 69-62
J.16	--/rv		*at Boise State (ESPN2)	W, 56-53
J.19			*Fresno State (ESPN1)	8 p.m. PT
J.23			*Utah State (CBSSN)	3 p.m. PT
J.26			*at Nevada (ESPN1)	8 p.m. PT
J.30			*at UNLV (CBSSN)	5 p.m. PT
F.2			*Colorado State (ESPN2 or ESPN3)	8 p.m. PT
F.6			*New Mexico (CBSSN)	1 p.m. PT
F.10			*at Fresno State (CBSSN)	8 p.m. PT
F.13			*Air Force (CBSSN)	7 p.m. PT
F.21			*at San José State (CBSSN)	1 p.m. PT
F.24			*at Wyoming (CBSSN)	8 p.m. MT
F.27			*Boise State (CBSSN)	3 p.m. PT
M.1			*at New Mexico (CBSSN)	7:30 p.m. MT
M.5			*UNLV (CBSSN)	7 p.m. PT
M.10			+at MW Championship	TBD

* - Mountain West game
^ - Continental Tire Las Vegas Invitational (Steve Fisher Court at Viejas Arena; San Diego, Calif.)
- Continental Tire Las Vegas Invitational (Orleans Arena; Las Vegas, Nev.)
% - Petco Park (San Diego, Calif.)
+ - MW Championship (Thomas & Mack Center, Las Vegas, Nev.)

GAME 19



SAN DIEGO STATE AZTECS

Record: 12-6 (5-0 Mountain West)
Head Coach: Steve Fisher
Career Record: 535-273 (25th Full Season), **Record at San Diego State:** 351-191 (17th Season)



FRESNO STATE BULLDOGS

Record: 12-6 (3-2 Mountain West)
Head Coach: Rodney Terry
Career Record: 72-80 (5th Season), **Record at Fresno State:** Same

NEWS AND NOTES (through Jan. 17 games)

- San Diego State completes a stretch of three games in seven days and looks to open league play 6-0 for the second time in three seasons (the 2013-14 team opened 10-0) when the Aztecs play host to Fresno State Tuesday night on Steve Fisher Court at Viejas Arena.
- The Aztecs have opened Mountain West play with five consecutive victories for the third time in 17 league seasons (2011, 2014).
- SDSU carries a five-game overall win streak (tied for the 19th-longest active streak) and a seven-game conference win streak (tied for the fourth-longest streak in school history) into the game vs. the Bulldogs.
- San Diego State has won its most recent encounter against the other 10 Mountain West schools (UNLV 6, Air Force 5, Nevada 5, San José State 5, Utah State 5, Colorado State 3, New Mexico 2, Boise State 1, Fresno State 1 and Wyoming 1).
- San Diego State and Fresno State are meeting for a school-record 109th time. The Aztecs lead the overall series, 59-49. The Aztecs have won nine of the last 10 encounters between the schools.
- The Aztecs own a 38-17 series lead in games played in San Diego, including victories in their last five encounters at Viejas Arena.
- On Saturday, San Diego State snapped Boise State's 10-game overall win streak and 17-game homecourt win streak with a 56-53 victory. The Aztecs held the Broncos to 31.5 percent shooting (their lowest since Dec. 23, 2014), 1-for-17 from three-point range and had a 42-30 advantage on the glass (Boise State's worst rebound margin of the season).
- SDSU is once again one of the elite defensive teams in the country. The Aztecs, who ranked ninth in tempo-free adjusted defense in 2013-14 and fourth in 2014-15, are currently seventh nationally, allowing 90.6 points per 100 possessions according to Kenpom.
- The Aztecs are sixth nationally in points allowed per game (60.1), fourth in field-goal percentage defense (36.3) and fifth in two-point field-goal percentage defense (39.1 percent).
- Senior forward **Winston Shepard** scored a team-high 13 points, added a team-high tying 10 rebounds and had a game-high four assists in Saturday's victory. In league games, Shepard is averaging 14.4 points, 7.0 rebounds, 3.2 assists and 1.6 steals. He is one of just six players nationally to average at least 14 points, seven rebounds, three assists and 1.5 steals per conference game.
- Shepard is the only player in school history with 1,000 points, 500 rebounds and 225 assists in his career.
- Sophomore guard **Trey Kell** reached double figures for a career-high fifth consecutive game when he scored 11 points and added five rebounds against the Broncos. Kell, who has averaged 13.4 points during the five-game stretch, has four or more rebounds from his guard position in eight straight contests.
- True freshman **Jeremy Hemsley** continues to lead the team in scoring (12.9 ppg) and assists (41) for the season. No freshman has led the Aztecs in scoring since Kawhi Leonard in 2009-10.
- Redshirt freshman **Zylan Cheatham** had seven points and 10 rebounds in 19 minutes at Boise State. He is the first Aztec player with at least seven points and 10 rebounds in fewer than 20 minutes since Jamaal Franklin did it against Utah on Feb. 8, 2011.
- Sophomore **Malik Pope** is playing his best basketball of the season. He has scored 23 points in his last two games, his highest two-game total of the season, and has four or more rebounds in five consecutive games.
- SDSU has outrebounded 13 of its 18 opponents this season. The Aztecs have outrebounded their three MW opponents, 197-153.
- San Diego State is 22-1 the last 23 times it has shot at least 37.1 percent from the field. In its six losses this season, the Aztecs have shot 34.6 percent from the field and 26.7 percent from three-point range.

HARDWARE COLLECTORS

Below is a look at the teams with the most MW titles (current members only).

Team	MW Titles
San Diego State	9
New Mexico	8
UNLV	3
Wyoming	3
Air Force	1
Colorado State	1
Boise State	1

MW CONFERENCE RECORD

Current members (top 7) of the Mountain West and their league records since the beginning of 2010-11 (through Jan. 17).

School	W-L	Pct.
San Diego State	68-19	78.2
New Mexico	56-31	64.4
Colorado State	50-37	57.5
UNLV	50-37	57.5
Boise State	39-32	54.9
Utah State	21-21	50.0
Fresno State	27-30	47.4

HOME RECORD SINCE '08-09

Highest winning percentages since the beginning of 2008-09 (through Jan. 17).

School	W-L	Pct.
Kansas	128-5	96.2
Duke	121-6	95.3
Kentucky	125-10	92.6
Stephen F. Austin	104-9	92.0
Belmont	91-9	91.0
Wichita State	115-12	90.6
San Diego State	112-12	90.3
Gonzaga	108-12	90.0

San Diego State

2015-16 Record: 12-6; 5-0 MW
 Six Straight NCAA Appearances, Nine-Time MW Champions

- The Aztecs have won at least 20 games in a school record 10 straight seasons and 23 or more in seven consecutive seasons.
- San Diego State has advanced to postseason play each of the last 10 seasons (2006 NCAA, 2007-09 NIT, 2010-15 NCAA).

Trends:

- SDSU is 8th nationally in winning percentage since the beginning of 2010-11, trailing Wichita State, Gonzaga, Duke, Kansas, Kentucky, Arizona and Louisville (through Jan. 17).
- San Diego State has won its last 156 games when leading with five minutes to play.

Number	Name	Position	Height	Weight	Year	HS	PPG	RPG	APG	FG	3FG	FT	Notes	
0	Skylar Spencer	Forward	6-10	240	Sr.-3L	Inglewood, Calif. (Price HS)	15-16: 4.4 MW: 5.0	5.6 7.6	0.3 0.0	59.3 52.9	0/0 0/0	57.1 70.0	SDSU, MW all-time leader in blocked shots (261) and is 4th nationally through 1/17... All-LV Invite... Needs 2 blks. to set MW conf.-games only record... 45 rebs. in last 6 gms. (7.5)... At least one blk. 102x... Has 73 multi-block games, including 18 of last 26... Has played in every game (124), started 82 times... Led team in rebs. 3 of last 4 gms... Career-high 15 pts., 2 blks. vs. No. 14/13 Cal... CH 7 blks. vs. No. rv/22 West Virginia.	
3	Angelo Chol	Forward	6-9	215	Sr.-1L	San Diego, Calif. (Arizona)	15-16: 3.3 MW: 1.4	3.3 2.2	0.4 0.6	46.2 37.5	0/0 0/0	61.1 1/2	Is a career 52.1% shooter... 40.2% of career rebounds have come on the offensive glass... 21 offensive rebs. in last 15 games... 2nd in blks. (15), T-3rd on team in stls. (10)... Played in 116 career games and been to 3 postseason tourneys (NCAA 2x, NIT)... Started 8 games... 7 rebs. (5 off.) vs. Little Rock... Season-high 8 pts., career-high 8 rebs. vs. Biola... Career-high 3 ast. at Colorado State.	
4	Dakarai Allen	Guard	6-5	195	Jr.-2L	Elk Grove, Calif. (Sheldon HS)	15-16: 6.6 MW: 3.6	2.4 1.4	1.2 0.8	35.9 31.3	28.3 25.0	70.4 54.5	Pronounced Duh-KAR-ee... Played in 80 career games... Started 9 games this year... 10+ pts. in 5 games this year... Team leader in stls. (17); T-3rd in blks. (12); 4th in 3FG (15); 5th in scoring (6.6)... Multiple 3FG 4x... 5 pts., CH 4 stls. vs. Wyoming... Career highs in points (16) and blocks (3) vs. Illinois State... 15 pts. at No. 16/16 Utah... Career-high 7 rebs. vs. No. 14/13 California.	
11	D'Erryl Williams	Guard	6-3	195	Jr.-2L	Sacramento, Calif. (Sheldon HS)	15-16: 1.7 MW: 0.0	0.9 0.0	0.4 0.0	43.8 0/0	0/2 0/0	57.1 0/0	Pronounced Dee-AIR-ol... Played in 13 games... Committed only 20 turnovers in 361 career minutes... Has only three multi-turnover game in 50 career outings... Scored in 6 of 13 games... Averaging career-high 8.1 mins.; Played 12 minutes and had 3 pts. and 2 rebs. vs. Illinois State... CH 9 pts. (3-3 FG, 3-3 FT) vs. San Diego Christian... CH 4 rebs., 4 ast. vs. Nicholls.	
12	Trey Kell	Guard	6-4	210	So.-1L	San Diego, Calif. (St. Augustine HS)	15-16: 9.2 MW: 13.4	3.8 4.8	1.6 2.0	37.3 42.2	33.3 26.9	60.5 66.7	Started every game this season... Scored in double figures CH 5 straight gms. (13.4 ppg)... 10 double-digit scoring gms. this season... 1 TO or less 35x... Last 7 gms: 5.1 rpg, 31.9 mins... 58 assists in last 33 gms. (1.8)... 15 pts. (6-11 FG, 3-6 3FG) vs. ECU... 13 pts., career-high 4 3FG, all in 2nd half, at LBSU... 15 pts., career-high 3 stls. vs. Nicholls... CH 19 points, 5 ast., 0 TO at Colorado State.	
13	Winston Shepard	Forward	6-8	210	Sr.-3L	Houston, Texas (Findlay Prep)	15-16: 10.5 MW: 14.4	5.8 7.0	2.2 3.2	39.7 38.3	23.8 20.0	74.7 72.7	Preseason all-MW, all-LV Invite... 30th Aztec to score 1K career pts... 1,162 career pts. (20th at SDSU)... Only Aztec with 1K pts., 500 reb., 225 ast... 62 career double-fig. scoring games (SDSU is 50-12)... SDSU is 23-7 since start of 13-14 when he has one TO or less (6-3 this year)... Double-doubles: 3 this season, 6 career... 1 of 6 to average at least 14 points, 7 rebounds, 3 assists and 1.5 steals per conference game.	
14	Zylan Cheatham	Forward	6-9	215	Fr.-RS	Phoenix, Ariz. (South Mountain HS)	15-16: 8.6 MW: 8.2	5.8 4.6	1.2 1.0	50.5 48.4	16.7 0/4	68.8 73.3	Pronounced ZY-lin Cheat-um... Leads team in rebounding, 2nd in free-throw attempts, 4th in scoring... 6 double-digit scoring games, 3 double-digit reb. games, 1 double-double... 50.0+ FG pct. in 11 games... Multiple assists 6 times... Started last 14 games... 13 pts., 10 rebs. vs. No. 14/13 California... CH 11 pts. vs. GCU... 12 pts., 8 rebs., CH 4 ast. vs. No. 2/3 Kansas... CH 17 pts. (CH 7 FT) vs. SJSU.	
15	Ben Perez	Guard	6-3	175	Fr.-HS	San Marcos, Calif. (USAF Prep Academy)	15-16: 4.1 MW: 2.2	1.0 0.8	0.3 0.4	36.9 31.3	31.3 1/12	2/3 0/0	Preferred walk-on... Attended USAF Prep Academy last season led team in scoring... Averaging 12.1 minutes... 15 3FG rank 3rd on team... Scored in nine straight games (4.8 ppg)... Multiple 3FG in 3 of last 9 games (5x overall)... 10 pts. (4-4 FG, 2-2 3FG) at LBSU... DNP 2 gms. (concussion)... Returned vs. Nicholls: CH 11 pts., 2 stls... 8 pts. in career-high 21 mins. vs. No. 2/3 Kansas.	
20	Matt Shrigley	Forward	6-6	180	Jr.-2L	San Diego, Calif. (La Costa Canyon HS)	15-16: - MW: -	- -	- -	- -	- -	- -	- -	Suffered a right ACL tear in his right knee on 7/20... Underwent surgery 7/28... Expected to be sidelined for up to 8 months from surgery date... Played in 30 gms. last season after suffering a broken bone in his non-shooting elbow (left) in exhibition vs. Point Loma (missed first 6 gms.)... Started 17 of last 21 games in which he was healthy... Started controlled environment workouts on 12/13.
21	Malik Pope	Forward	6-10	210	So.-1L	Sacramento, Calif. (Laguna Creek HS)	15-16: 5.7 MW: 7.2	4.1 4.4	0.4 0.4	34.3 53.8	26.1 4/8	58.6 33.3	Pronounced muh-LEEK... Julius Erving Award Watch List... Invited to USA Basketball's U19 World Championship Team training camp this past summer... Averaging 19.4 minutes... 32 career 3FGs... 38 career blocked shots... 4 of 6 career double-digit scoring games have come on road... Last 3 gms: 10.0 ppg (11-19 FG; 4-4 3FG)... Last 4 gms: 13-23 FG (.565)... Team-high 14 pts. (6-12 FG) vs. SD Christian... Career-high 8 rebs. at LBSU... 14 pts. at CSU.	
22	Parker U'u	Guard	6-5	220	Jr.-SQ	Sacramento, Calif. (Hartford)	15-16: 1.3 MW: -	1.0 -	0.3 -	1/2 -	0/1 -	2/2 -	Pronounced You-you... Suffered ACL injury last season; was limited to just two games in his first season as an Aztec after transferring from Hartford... Played in 34 career Division I games... Career averages: 1.4 pts., 1.2 rebs., 0.2 ast., 6.8 mins... Played 7 mins. in exhibition vs. CS San Marcos; finished with 3 pts., 1 reb., 1 ast., 1 blk... Played vs. ECU, Biola (1 min. each)... 2 pts., 2 rebs. vs. Nicholls.	
42	Jeremy Hemsley	Guard	6-3	180	Fr.-HS	Rancho Cucamonga, Calif. (Damien HS)	15-16: 12.9 MW: 12.4	2.8 3.4	2.3 2.0	45.3 41.7	40.0 44.0	75.7 64.7	One of 3 Div. I true freshman (1 of 53 regardless of class) w/at least 12.5 ppg, 2.5 rpg, 2.0 apg, 45.0 FG, 40.0 3FG (thru 1/17)... 8 double-digit scoring games in last 9 gms. (143.4 ppg)... Multiple 3FG in 4 of last 5 games (11-25; 440)... SDSU 6-0 when he scores 15+ points... Started every game... Team leader in scoring, assists, FG% (min. 90 att.), FT%; 3FG%... 15 double-digit scoring gms... 2015 LA Times Player of the Year.	

red indicates projected starter, black indicates reserve, gold indicates inactive.

SCHEDULE / RESULTS

Date	Opponent (Television)	Time/Result	Note
Mountain West-Missouri Valley Challenge			
N.13	Illinois State (ESPN3)	W, 71-60	► San Diego State holds Illinois State to 30.8 percent shooting; Hemsley: Game-high 20 pts., 6 rebs., 5 ast.; Allen: Career-high 16 pts.
N.16	at No. 16/16 Utah (ESPN2)	L, 76-81	► SDSU allows 14-2 Utah run to end half, which leads to 38-32 halftime deficit; Aztecs overcome 9-pt. deficit, let lead slip away
N.18	San Diego Christian (FOX Sports San Diego)	W, 71-61	► The Aztecs played without Shepard (ankle) and held out Kell in the second half (knee); Allowed SDC to shoot 8-16 3FG in second half
Continental Tire Las Vegas Invitational (Viejas Arena - San Diego, Calif., and Orleans Arena - Las Vegas, Nev.)			
N.21	^vs. Little Rock (FOX Sports San Diego)	L, 43-49	► Aztecs allow fewest points this season, but cannot overcome 28.3-percent shooting and 16 turnovers; Allen, Hemsley with 11 pts. apiece
N.23	^vs. East Carolina (ESPN3)	W, 79-54	► Four players score in double figures led by Hemsley and Shepard's 16; SDSU jumps out to 16-0 lead and never looks back
N.26	#vs. No. 14/13 California (FOX Sports 1)	W, 72-58	► SDSU rallies from 15-point second-half deficit, the second largest second-half comeback since 1996-97; Shepard, Spencer: 15 pts. each
N.27	#vs. No. rv/22 West Virginia (FOX Sports 1)	L, 50-72	► San Diego State commits 21 turnovers, which lead to 30 West Virginia points; SDSU: 0-9 3FG; Hemsley: 14 pts.; Spencer: 7 blks.
D.1	at Long Beach State (Prime Ticket)	W, 76-72	► Kell nails four three-pointers in the second half to propel the Aztecs to victory; SDSU shoots 48.9 percent and makes 10 three-pointers
D.6	%vs. San Diego (FOX Sports San Diego)	L, 48-53	► SDSU falls to USD for first time in 10 tries; Aztecs shoot 3-20 in first half; SDSU trails by 21 in 2nd half, cuts deficit to 1, but falls
D.7	Biola	W, 73-53	► Aztecs shoot 59.3-percent in 1st half, 53.1 for game; Cheatham: Career-high 16 pts.; Hemsley: 16 pts.; Chol: 8 pts., career-high 8 rebs.
D.10	Nicholls (Campus Insiders)	W, 84-47	► San Diego State shoots 48.3 percent from the floor and holds Nicholls to 24.6-percent accuracy; Hemsley: 20 pts.; Kell: 15 pts.
D.18	Grand Canyon (Campus Insiders)	L, 45-52	► SDSU cannot overcome 31.5-percent shooting and 47.1 percent from the free-throw line; Hemsley: 13 pts.; Cheatham: CH 11 rebs.
D.22	No. 2/3 Kansas (CBS Sports Network)	L, 57-70	► Aztecs trail by 12 at halftime, cut deficit to four, but allow 11 straight Kansas points; Cheatham: 12 pts., 8 rebs., CH 4 ast.
D.30	*Wyoming (CBS Sports Network)	W, 67-55	► SDSU outrebounds Wyoming, 50-26 (50 rebs. is SDSU school record for MW game); Shepard: 16 pts., 11 rebs.; Hemsley: 16 pts.
J.2	*at Utah State (ESPN3)	W, 70-67	► Four starters reach double figures in scoring; SDSU limits Utah State to 5 off. rebs.; Shepard: 18 pts., 6 rebs., 5 ast., 1 blk., 5 stls.
J.6	*San José State (ESPN3)	W, 77-62	► Aztecs shoot 51.9 percent in the second half (48.1 percent for the game); Hemsley: 20 pts.; Shepard and Cheatham: 17 pts.
J.13	*at Colorado State (CBS Sports Network)	W, 69-62	► SDSU gets four straight stops in final 36 seconds to win; Kell: Career-high 19 points, 5 ast., 0 TO; Pope: Season-high 14 pts. off bench
J.16	*at Boise State (ESPN2)	W, 56-53	► SDSU limits Boise State to its lowest scoring output of the season and 1-for-17 from three; Shepard: 13 points, 10 rebounds
J.19	*Fresno State (ESPN3)	8 p.m. PT	► The Aztecs are 38-17 vs. FS at home after winning, 58-47, in 2015; SDSU has won five straight at home vs. FS
J.23	*Utah State (CBS Sports Network)	3 p.m. PT	► San Diego State defeated Utah State, 62-42, at Viejas Arena in 2015, and is 2-1 all-time vs. the Aggies at home
J.26	*at Nevada (ESPN3)	8 p.m. PT	► SDSU returns to the venue where it escaped with a 65-63 victory in 2015; SDSU has won two straight in Reno
J.30	*at UNLV (CBS Sports Network)	5 p.m. PT	► The Aztecs will look to make it seven straight wins vs. UNLV; SDSU has won four straight vs. UNLV at TMC
F.2	*Colorado State (ESPN2 or ESPN3)	8 p.m. PT	► San Diego State has won 12 straight home games vs. Colorado State; Last home loss to CSU came in 2003
F.6	*New Mexico (CBS Sports Network)	1 p.m. PT	► SDSU has won three in a row vs. UNM at home and is 6-1 vs. the Lobos in the last seven at Viejas Arena
F.10	*at Fresno State (CBS Sports Network)	8 p.m. PT	► The Aztecs will look to avenge last season's loss at FS, which snapped their 47-game California winning streak
F.13	*Air Force (CBS Sports Network)	7 p.m. PT	► San Diego State carries a 10-game home winning streak vs. AFA into the game; SDSU's last home loss: 2005
F.21	*at San José State (CBS Sports Network)	1 p.m. PT	► SDSU has won its last two at SJSU, including last season's 74-56 victory (average margin of victory: 21.5 pts.)
F.24	*at Wyoming (CBS Sports Network)	8 p.m. MT	► The Aztecs have won three of their last five in Laramie, including last year's 60-52 win over No. 25 Wyoming
F.27	*Boise State (CBS Sports Network)	3 p.m. PT	► SDSU will look to seek redemption for last year's home loss, which stopped its 29-game home winning streak
M.1	*at New Mexico (CBS Sports Network)	7:30 p.m. MT	► San Diego State is 6-4 in its last 10 at Wise Pies Arena; Aztecs have handed UNM 6 of its last 24 home losses
M.5	*UNLV (CBS Sports Network)	7 p.m. PT	► The Aztecs are 6-1 in their last seven home games vs. UNLV; SDSU has won 10 straight Senior Night outings
M.10-12	+at MW Championship	TBD	► The Aztecs will be in search of their fifth Mountain West tournament championship

* - Mountain West game, ^ - Continental Tire Las Vegas Invitational at Steve Fisher Court at Viejas Arena (San Diego, Calif.), # - Continental Tire Las Vegas Invitational at Orleans Arena (Las Vegas, Nev.), % - Petco Park (San Diego, Calif.), + - MW Championship at Thomas & Mack Center (Las Vegas, Nev.)

- Uncharacteristically, San Diego State has six losses this season, however four of those defeats could have easily gone the other way: at No. 16 Utah (down two with 0:27 to play), vs. Little Rock (tied with 1:44 to play), vs. San Diego (down one with 1:16 to play) and vs. Grand Canyon (up two with 2:59 to play).
- Of SDSU's six losses this season, five have come to teams with a combined record of 74-12 (Utah: 13-5, Little Rock: 15-1, West Virginia: 15-2, Grand Canyon: 16-2 and Kansas: 15-2).
- SDSU, which owns a Mountain West-high nine league titles (five regular-season titles and four tournament championships), is the conference favorite to successfully defend its regular-season crown, as revealed in the MW's preseason poll back in October.
- The Aztecs have won the outright championship or shared for regular-season Mountain West title in four of the last five seasons (2011, 2012, 2014 and 2015).

KEYS TO VICTORY

- Leading with five minutes to play... SDSU has won 156 straight games when holding a lead when the clock reads 5:00 in the second half.
- Leading at the half... SDSU is 31-1 in its last 32 games when entering the locker room at intermission ahead on the scoreboard.
- Outsourcing the opponent's bench... SDSU is 101-20 in its last 121 games in which it has outscored the other team's bench.
- Outshooting the foe... SDSU is 135-6 in its last 141 when it shoots better than its opposition.

SERIES HISTORY VS. FRESNO STATE

- The game between San Diego State and Fresno State will mark the 109th in the series. The 108 previous meetings is the most against any opponent in school history, easily outdistancing itself from the 93 all-time meetings with UC Santa Barbara.
- The Aztecs hold a 10-game edge over the Bulldogs in the all-time series, 59-49, and have won nine of the last 10. San Diego State owns a commanding 38-17 lead in games played in San Diego, including five straight wins. In games played in Fresno, however, SDSU is 20-30, but has won four of the last five meetings.
- Three of the last five meetings in Fresno have been decided by 10 points or less. The Aztecs had won the last three games at Save Mart Center by a total of 22 points before losing last season by two points.
- The old WAC members will be playing one another for just the 10th time since Dec. 8, 2001, when the Aztecs defeated then No. 21/16 Fresno State, 93-78, inside Cox Arena. The win snapped SDSU's six-game losing streak to ranked opponents thanks to 25 points from Al Faux. Another note on the game ... it was the Aztecs' second victory over a nationally ranked team in their last 31 games

MEDIA RELATIONS

MEDIA RELATIONS OFFICE

Fowler Athletics Center
5302 55th Street, Suite 3014
San Diego, CA 92182
■ Office: 619.594.5547
■ Fax: 619.582.6541

MIKE MAY

Senior Associate A.D. of Communications and Media Relations

- Coach Fisher Interviews
- E-Mail: mmay@mail.sdsu.edu
- Office: 619.594.5547
- Cell: 619.957.8372

DARIN WONG

Assistant A.D. - Media Relations

- Student-Athlete Interviews
- E-Mail: dwong@mail.sdsu.edu
- Office: 619.594.5547
- Cell: 310.489.2378
- Twitter: @dwong_

STAY CONNECTED

- Athletics Website: goaztecs.com
- Twitter: @GoAztecs / #AztecMBB
- Facebook: facebook.com/goaztecs
- Instagram: @goaztecs
- YouTube: youtube.com/goaztecscom

SERIES HISTORY VS. FRESNO STATE

SAN DIEGO STATE LEADS, 59-49

Home: 38-17, Away: 20-30, Neutral: 1-2

Date	Location	Score
J.5.40	*San Diego (AG)	W 42-29
J.6.40	*San Diego (AG)	W 62-24
J.10.41	*San Diego (AG)	W 45-31
J.11.41	*San Diego (AG)	W 45-31
J.24.41	*Fresno	W 46-39
J.25.41	*Fresno	W 52-38
F.6.42	*San Diego (AG)	W 36-35
F.7.42	*San Diego (AG)	W 37-26
F.20.42	*Fresno	L 30-59
F.21.42	*Fresno	W 48-46
J.18.46	San Diego (AG)	W 48-29
J.19.46	San Diego (AG)	W 57-33
F.8.46	Fresno	W 38-33
F.9.46	Fresno	W 52-40
J.10.47	*Fresno	W 51-29
F.14.47	*San Diego (AG)	W 45-31
F.15.47	*San Diego (AG)	L 35-37
F.6.48	*San Diego (AG)	W 45-38
F.7.48	*San Diego (AG)	W 57-47
F.27.48	*Fresno	L 64-70
J.14.49	*Fresno	W 63-54
F.25.49	*San Diego (AG)	W 71-51
F.18.50	*Fresno	L 55-61
F.25.50	*San Diego (AG)	W 84-65
J.13.51	*San Diego (AG)	W 69-52
J.27.51	*Fresno	W 54-49
J.12.53	*San Diego (AG)	W 71-56
M.2.53	*Fresno	W 82-79
J.9.54	*San Diego (AG)	W 66-51
J.30.54	*Fresno	W 78-67
J.29.55	*Fresno	W 73-56
F.11.55	*San Diego (AG)	W 82-64
J.27.56	Fresno	W 96-88
J.28.56	Fresno	L 86-88
F.8.57	*San Diego (AG)	L 78-83
F.9.57	*San Diego (AG)	L 55-71
J.10.58	*San Diego (AG)	ot-W 73-71
J.31.58	*Fresno	L 65-93
M.4.58	*N-Los Angeles	ot-L 73-76
J.30.59	*Fresno	L 59-73
F.20.59	*San Diego (AG)	W 74-69
J.23.60	*San Diego (AG)	L 57-61
J.29.60	*Fresno	L 62-80
J.14.61	*Fresno	L 53-54
F.18.61	*San Diego (AG)	L 60-64
J.13.62	*San Diego (PG)	L 65-77
F.17.62	*Fresno	L 69-73
J.11.63	*San Diego (PG)	ot-W 65-60
F.15.63	*Fresno	L 56-64
J.11.64	*Fresno	L 63-74
F.15.64	*San Diego (PG)	L 61-68
J.16.65	*San Diego (PG)	W 69-67
F.20.65	*Fresno	L 72-90
J.14.66	*Fresno	L 49-86
F.18.66	*San Diego (PG)	W 69-66
J.14.67	*San Diego (PG)	W 84-63
F.18.67	*Fresno	L 62-76
J.12.68	*Fresno	W 71-60
F.16.68	*San Diego (PG)	W 86-70
J.11.69	San Diego (PG)	L 78-91
F.15.69	Fresno	L 69-87
J.30.70	*San Diego (PG)	L 86-88
F.13.70	*Fresno	L 91-100
J.30.71	*Fresno	L 96-97
F.13.71	*San Diego (PG)	W 106-95
F.4.72	*San Diego (SA)	W 73-72
M.4.72	*Fresno	W 90-80
J.13.73	*Fresno	W 79-71
M.3.73	*San Diego (SA)	W 76-75
J.19.74	*San Diego (PG)	W 57-56
F.16.74	*Fresno	W 80-78
J.30.75	*San Diego (PG)	W 73-60
M.2.75	*Fresno (d)	L 64-68
J.31.76	*San Diego (PG)	W 103-84
F.26.76	*Fresno	L 82-87
J.27.77	*Fresno	L 61-77
F.19.77	*San Diego (PG)	W 80-58
M.2.77	*San Diego (PG) (1R)	W 51-41
J.21.78	*Fresno	L 49-59
F.16.78	*San Diego (SA)	W 45-41
D.28.85	San Diego (SA) (HB)	L 49-61
J.30.93	*San Diego (PG) (d)	L 67-72
F.6.93	*Fresno	L 70-78
J.27.94	*Fresno	L 59-76
F.3.94	*San Diego (PG)	L 79-93
J.21.95	*San Diego (PG)	L 65-69
F.11.95	*Fresno	L 58-66
M.8.95	*N-Albuquerque (1R)	W 71-57
J.18.96	*Fresno	L 67-79
F.8.96	*San Diego (SA)	ot-L 89-99
J.30.97	*Fresno	L 71-87
M.1.97	*San Diego (SA) (d)	L 92-103
J.31.98	*San Diego (CA)	L 94-97
F.26.98	*Fresno	L 70-86
M.5.98	*N-Las Vegas (QF)	L 57-92
J.28.99	*Fresno	L 80-101
F.25.99	*San Diego (CA)	L 84-95
N.27.00	Fresno	L 62-70
D.8.01	San Diego (CA) (21/16)	W 93-78
N.11.07	Fresno (d) (WV)	W 89-72
N.22.08	San Diego (CA) (d)	W 80-56
N.23.09	Fresno (WV)	W 62-58
J.9.13	*Fresno	W 65-62
F.9.13	*San Diego (VA) (d)	W 75-53
J.15.14	*San Diego (VA)	W 68-60
M.1.14	*Fresno	W 82-67
J.3.15	*Fresno	L 57-59
J.27.15	*San Diego (VA)	W 58-47

AG - Aztec Gym, SA - San Diego Sports Arena, PG - Peterson Gym, CA - Cox Arena, VA - Viejas Arena, d - Day Game, 1R - First Round, QF - Quarterfinal, N - Neutral, HB - Holiday Bowl Classic, WV - World Vision Classic, WW - West Coast Classic, (#/#) - Opponent National Ranking

against ranked opposition.

■ The series has been one of streaks. The Aztecs started the series in 1940 by winning the first eight meetings and 15 of the first 16. As the series progressed, SDSU went on to win 29 of the first 33 contests, going up to 1956. Beginning with the second game of the season series in 1956, the Bulldogs won three straight and 15 of the next 18. During that 18-game span, Fresno State ran off six consecutive victories as well. After trading wins for a few seasons, in 1969, the Aztecs lost five in a row and then won the next eight. It wasn't until 1985 that another streak began as the Bulldogs won seven straight and 17 of 18 before SDSU pulled the upset in 2001, which was the first of the Aztecs' eight-game series winning streak, which was stopped in Fresno last season.

SDSU vs. FS	G-GS	FG-A	3FG-A	FT-A	REB	AVG.	A	TO	BS	ST	PTS	AVG	HI
Winston Shepard	6-5	21-44	1-6	24-43	31	5.2	16	19	3	2	67	11.2	17
Skylar Spencer	6-4	9-17	0-0	3-8	23	3.8	1	3	16	3	21	3.5	9
Matt Shrigley	4-1	7-14	5-10	2-4	7	1.8	0	3	1	1	21	5.3	14
Angelo Chol	2-0	5-12	0-0	2-3	13	6.5	0	4	3	0	12	6.0	10
Dakarai Allen	4-0	1-7	0-0	5-8	8	2.0	1	1	1	1	7	1.8	3
D'Erryl Williams	3-0	2-4	2-3	1-3	4	1.3	1	1	0	1	7	2.3	4
Malik Pope	2-0	1-5	0-0	3-4	4	2.0	0	1	0	0	5	2.5	3
Trey Kell	1-1	1-4	0-1	0-0	7	7.0	0	3	0	0	2	2.0	2
Niksha Federico	1-0	0-0	0-0	0-0	0	0.0	0	0	0	0	0	0.0	0

CLICKING

■ The Aztecs have been clicking since the start of conference play as they have had at least three starters reach double figures in scoring in four of the first five MW games. Twice they have had four hit the double-digit plateau, which marked the only two times SDSU has accomplished the feat this season.

■ SDSU's starters have also done a number on the boards. In the game vs. Wyoming, Skylar Spencer and Winston Shepard had 12 and 11 rebounds, respectively. Over the next three contests, Spencer ed the team with eight rebounds in each of those games. More recently, Shepard and Zylan Cheatham corralled 10 apiece at Boise State.

■ Entering the Fresno State game, three of the Aztec starters are averaging more than 12 points in conference, four are averaging at least 8.2 points, and the other, Spencer, is grabbing a team-high 7.6 rebounds per game.

FINDING HIS SHOT?

■ Over his last four games, Malik Pope has shot the ball the best he has all season, making 13 of his last 23 from the field (56.5 percent).

■ In his last three games alone, he is averaging 10.0 points on 11-of-19 shooting (57.9 percent), including 4-for-4 from behind the three-point arc.

■ In Mountain West action, Pope ranks fourth on the team in scoring at 7.2 points, while connecting on 4-of-8 from distance.

SCORING IN BUNCHES

■ Jeremy Hemsley leads the team in scoring and it is helped by his 15 double-figure scoring performances, including three 20-point efforts.

■ The freshman owns all three of SDSU's 20-point games a year after the Aztecs posted seven such games in 2014-15 (36 games).

■ Last year, senior Aqeel Quinn led the team with three 20-point performances.

REACHING FOR THE SKY

■ Skylar Spencer has been pulling rebounds out of the sky like he never has before in his SDSU career.

■ Over his last six games, he has grabbed 45 rebounds (7.5 rpg), which is the most over a six-game period in his career.

■ In the first four conference games, Spencer had at least eight rebounds, marking the first time he has corralled at least that many in four straight games in his career. The streak was snapped at Boise State. His previous best was two, which has happened twice.

SPENCER MAKES HISTORY AND IS ON VERGE OF MORE

■ Skylar Spencer made Mountain West history with his one blocked shot at Long Beach State. With the rejection, he became the league's all-time shot block record holder with 245. Wyoming's Justin Williams, who has 244 rejections, previously held the record (2004-06).

■ He currently has 261 blocked shots.

■ In his time on The Mesa, Spencer has three of the top-six single-season efforts, including the record of 91 set last season.

■ His 89 blocks as a sophomore rank second and his freshman total of 51 is the sixth-best performance in school history.

■ Spencer also has 116 blocks in conference play, which is second in MW history. He is trailing UNLV's Khem Birch (117) for the all-time lead.

FISHER THE 2015 WOODEN LEGENDS OF COACHING AWARD RECIPIENT

■ Steve Fisher was the recipient of the John R. Wooden Legends of Award back in April in Los Angeles following the Final Four.

■ The prestigious award recognizes coaches who exemplify Wooden's high standards of coaching success and personal integrity.

■ Adopted in 1999, Fisher was the first coach of a Southern California school to win the award.

■ The honorees are selected based on character, success on the court, graduation rates of student-athletes, coaching philosophy and identification with the goals of the John R. Wooden Award.

■ Previous award winners: 2014 - Tara VanDerveer, Stanford, 2013 - Bill Self, Kansas, 2012 - Geno Auriemma, Connecticut, 2011 - Tom Izzo, Michigan State, 2010 - Billy Donovan, Florida, 2009 - Rick Barnes, Texas, 2008 - Pat Summitt, Tennessee, 2007 - Gene Keady, Purdue, 2006 - Jim Boeheim, Syracuse, 2005 - Jim Calhoun, Connecticut, 2004 - Mike Montgomery, Stanford, 2003 - Roy Williams, Kansas, 2002 - Denny Crum, Louisville, 2001 - Lute Olson, Arizona, 2000 - Mike Krzyzewski, Duke, 1999 - Dean Smith, North Carolina.

HITTING THE BOARDS

- Prior to the start of conference play, the Aztecs were plus-4.2 in the rebounding department, but minus-0.4 in the offensive rebounding category.
- Since league has started, the numbers have improved dramatically. After five MW games, SDSU is plus-8.8 in rebounding and plus-5.4 in offensive rebounding.
- The most offensive rebounds the Aztecs have allowed in Mountain West play is 11 vs. San José State and they had 11 themselves.

WE OWN THE SYSTEM

- San Diego State is a member of the California State University system and has won 20 straight home games against CSU schools. The streak dates to the 2000-01 campaign. The Aztecs' last loss to a Cal State school at home happened back on Jan. 5, 2000, against Cal State Fullerton, which occurred during Steve Fisher's first season at SDSU.
- SDSU has also won 21 consecutive non-conference games vs. its fellow CSU institutions. The Aztecs have not suffered a loss since Nov. 27, 2000, at Fresno State (WAC).

SELECT COMPANY

- Winston Shepard put up a team-high 18 points, six rebounds, a game-high five assists and a career- and game-high five steals at Utah State to become one of just five players in the nation this season to record a game with at least 18+ points, 6+ rebounds, 5+ assists and 5+ steals. The others: Kris Dunn of Providence, Shaquille Harrison of Tulsa, Jarelle Reischel of Eastern Kentucky, Ben Simmons of LSU.
- With that stat line against the Aggies, Shepard did something that had been accomplished just twice before in the last 20 seasons at San Diego State. Coincidentally, Shepard did it vs. St. Katherine on Dec. 27, 2013 (the other player was Jamaal Franklin).

HEMSLEY IMPRESSIVE

- When Jeremy Hemsley went for 20 points, six rebounds and five assists in the opener, he became the first SDSU freshman to put up that at least that line since Kawhi Leonard in 2009-10.
- Through the first 18 games, he is accomplishing more than the 2014 NBA Finals MVP did in his first 18 outings. Hemsley is averaging 12.9 points on 45.3-percent shooting and 75.7-percent free-throw shooting. Leonard's numbers: 11.1 points (200 points), 44.0-percent shooting (77-175) and 66.7-percent free-throw shooting (40-60).
- Hemsley also has 15 double-figure scoring games compared to Leonard's nine through 18 games.
- Other notable freshman point guards for SDSU (freshman season scoring averages): D.J. Gay - 5.8 points; Richie Williams - 6.6 points; Brandon Heath - 13.8 points.

ATOP THE MOUNTAIN

- Since the beginning of the Mountain West in 1999-00, SDSU has the most men's basketball championships than any other current member of the league, which is a remarkable feat considering the Aztecs went 0-14 in league play the first season (1999-2000) and 4-10 the second year (2000-01). Here is the list of current MW schools with their regular-season championships (includes ties) and tournament championships: 1. San Diego State 9, New Mexico 8, t-3. UNLV 3, t-3. Wyoming 3, 5. Air Force 1, Colorado State 1, Boise State 1.

MOUNTAIN WEST RECORDS (through Jan. 16), SINCE 2010-11 SEASON (includes MW Championship)

Rk.	Team	W	L	Pct.	RS Championships	Tourney Championships
1.	San Diego State	78	23	77.2	4	1
2.	New Mexico	66	33	66.7	2	3
3.	UNLV	56	42	57.1	0	0
4.	Colorado State	53	42	55.8	0	0
5.	Boise State	42	36	53.8	1	0
6.	Utah State	22	23	48.9	0	0
7.	Fresno State	28	33	45.9	0	0
8.	Wyoming	40	56	41.7	0	1
9.	Air Force	31	62	33.3	0	0
10.	Nevada	20	40	33.3	0	0
11.	San José State	2	41	4.7	0	0

AMONG THE BEST

BEST FOOTBALL AND MEN'S BASKETBALL WINNING PERCENTAGE SINCE THE BEGINNING OF THE 2010-11 ACADEMIC YEAR (through Jan. 16)

Rk.	Team	W	L	Pct.
1.	Ohio State	223	59	79.1
2.	Louisville	216	67	76.3
3.	Michigan State	212	71	74.9
4.	San Diego State	205	69	74.8
5.	Wisconsin	209	73	74.1
6.	Oregon	206	72	74.1
7.	Arizona	206	74	73.6
8.	Duke	203	73	73.6
9.	North Carolina	199	80	71.3
10.	Baylor	192	81	70.3

BEST MEN'S BASKETBALL WINNING PERCENTAGE SINCE THE BEGINNING OF THE 2010-11 SEASON (through Jan. 16)

Rk.	Team	W	L	Pct.
1.	Wichita State	162	34	82.7
2.	Gonzaga	161	34	82.6
3.	Duke	164	35	82.8
4.	Kansas	165	37	81.7
5.	Kentucky	168	39	81.2
6.	Arizona	162	40	80.2
7.	Louisville	162	43	79.0
8.	San Diego State	153	42	78.5
9.	Stephen F. Austin	137	41	77.0
10.	Ohio State	155	47	76.7

AZTEC CALENDAR INCORPORATED ON HYPER ELITE DISRUPTION UNIFORMS

- Similar to the Aztec football team, SDSU men's basketball has incorporated the Aztec Calendar into their new Nike Hyper Elite Disruption uniforms.
- The Calendar, which was used by the Aztecs and is a piece of Mexican history dating back to the 1400s, is featured on the back panel of the uniform top.
- All of Aztecs' markings on the uniform, from the San Diego State across the chest, to the name and number on the back, to SDSU's primary logo on the shorts, are tackle-twill. The shorts, meanwhile, feature a 26-degree speed graphic on each of the sides.



POLL TRACKER

SAN DIEGO STATE IN THE TOP-25 POLLS

Week	Associated Press		Coaches	
	Rk.	Points	Rk.	Points
Preseason	rv (t-46)	2	rv (38)	10
Nov. 16	--	--	rv (t-38)	2
Nov. 23	--	--	--	--
Nov. 30	rv (t-36)	5	--	--
Dec. 7	--	--	--	--
Dec. 14	--	--	--	--
Dec. 21	--	--	--	--
Dec. 28	--	--	--	--
Jan. 4	--	--	--	--
Jan. 11	--	--	--	--
Jan. 18	--	--	--	--

AP POLL BREAKDOWN

Total Polls Ranked	66
Top 10 Rankings	21
Longest Consecutive Polls Ranked	23
Current Streak	0

Seasons Ranked	5
Consecutive Seasons Ranked	5

Highest Ranking	4 (Jan. 24, 2011)
Record As Ranked Team	97-22
Record As Ranked Team vs. AP Top 25	6-9
Record As Ranked Team vs. Unranked	91-13

LAST TIME SAN DIEGO STATE WAS...

Ranked: Feb. 23, 2015
Ranked In The Top 15: Dec. 1, 2014 (13th)
Ranked In The Top 10: March 10, 2014 (1-8th)
Ranked In The Top 5: Feb. 10, 2014 (5th)

RANK	WEEKS	RECORD
No. 1		
No. 2		
No. 3		
No. 4	1	1-1
No. 5	3	4-1
No. 6	8	12-3
No. 7	5	10-0
No. 8	1	2-1
No. 9	1	2-0
No. 10	2	3-0
No. 11	1	2-0
No. 12		
No. 13	7	8-6
No. 14	1	2-0
No. 15	2	2-3
No. 16	4	7-0
No. 17	4	6-1
No. 18	5	9-1
No. 19	2	2-1
No. 20	2	0-1
No. 21	2	4-0
No. 22	3	2-2
No. 23	1	1-0
No. 24	5	6-1
No. 25	6	9-0
TOTALS	66	97-22

TOUGH AWAY FROM HOME

■ San Diego State is 74-34 (68.5 percent) in road/neutral games since March 6, 2010. That is the sixth-highest winning percentage in the country during that time frame.

BEST ROAD/NEUTRAL RECORDS, SINCE MARCH 6, 2010 (Through Jan. 16)

Rk.	Team	W	L	Pct.
1.	Gonzaga	79	27	74.5
2.	Wichita State	80	28	73.9
3.	Duke	85	30	73.9
4.	Kansas	79	34	69.9
5.	Kentucky	80	36	69.0
6.	San Diego State	74	34	68.5
7.	Louisville	69	32	68.3
8.	Arizona	71	35	67.0
9.	Wisconsin	70	38	64.8
10.	VCU	77	42	64.7

■ Included in that stretch are victories at Kansas, at Arizona, at Gonzaga, at New Mexico (three times), at UNLV (seven times), at California, at Utah State (twice), at Utah and at USC. Also included are neutral court victories over UCLA, California, Marquette, Creighton, New Mexico, BYU (twice), Oklahoma, Pittsburgh and St. John's.

NOT AN EASY TASK

■ SDSU truly has a homecourt edge and its record inside Viejas Arena speaks for itself. The Aztecs are 100-10 in their last 110 home games.

■ Since the start of 2005-06, the Aztecs are 150-19 (.888) inside Viejas. SDSU has suffered three losses at home this season, which is a first for the program since 2007-08.

■ The .888 winning percentage since the start of 2005-06, is the eighth-best nationally.

■ Only 14 teams have won inside Viejas Arena since the start of 2005-06. Of the 14, eight were non-conference foes.

BEST HOME RECORDS, SINCE 2005-06 (Through Jan. 16)

Rk.	Team	W	L	Pct.
1.	Kansas	178	9	95.2
2.	Duke	165	12	93.2
3.	Brigham Young	152	15	91.0
4.	Gonzaga	147	15	90.7
5.	Ohio State	183	20	90.1
6.	Belmont	121	14	89.6
7.	Memphis	184	23	88.9
8.	San Diego State	150	19	88.8
9.	Kentucky	163	21	88.6
10.	VCU	142	19	88.2

COMEBACK KIDS

■ When San Diego State upset No. 14/13 California in Las Vegas on Thanksgiving night, 72-58, it took a 15-point second-half rally to complete the comeback.

■ The successful rally was the second-largest second-half deficit overcome for a victory since 1996-97 in school history (page 194 of media guide).

■ The rally was the fourth-largest overcome for a win, regardless of half, since 1996-97 in school history.

HEMSLEY'S DEBUT

■ Jeremy Hemsley's SDSU debut was an impressive one with a game-high 20 points (8-13 FG, 1-3 3FG, 3-5 FT), six rebounds and a team-best five assists vs. Illinois State.

■ Hemsley's effort was the 21st time since 1996-97 that an Aztec posted at least 20 points, six rebounds and five assists in a single game. He was also first SDSU freshman since Kawhi Leonard to accomplish the feat. Leonard put up 23 points, 18 rebounds and five assists vs. Cal State Fullerton on Dec. 9, 2009.

■ Hemsley is the first Aztec to put up that stat line vs. a Division I opponent since Jamaal Franklin went for 21 points, eight rebounds and five assists vs. Oklahoma in the second round of the 2013 NCAA tournament.

ALLEN'S BREAKOUT PERFORMANCE

■ Dakarai Allen enjoyed the best game of his career in the season opener vs. Illinois State with a career-high 16 points (4-5 FG, 7-8 FT), three rebounds, one assist and a personal-high-tying three blocked shots in 28 minutes.

■ In 62 career games prior to the Illinois State game, he had scored a career-high eight points three times and logged a personal-record 25 minutes once, which was back in 2013. In 13 first-half minutes vs. the Redbirds, he already had 12 points.

■ He also set career highs in field goals (4), and tied a career high in free throws (7), three-pointers (1) and blocked shots (3).

POPE NAMED TO JULIUS ERVING AWARD WATCH LIST

■ Malik Pope was named to the Julius Erving Small Forward of the Year Award Watch List in October.

■ Pope is one of 20 up for the annual honor named after the Hall of Famer and 11-time NBA All-Star.

■ The award, which is in its second year, recognizes the top small forwards in Division I. The watch list, meanwhile, was selected by a national committee comprised of top college basketball personnel.

FAVORITES IN THE MOUNTAIN WEST

- San Diego State was picked to win the MW once again, earning 22 of 25 first-place votes and 272 points.
- The Aztecs were picked ahead of Boise State (234 points; 2 first-place votes), Utah State (190), UNLV (185), Fresno State (182; 1), New Mexico (164), Colorado State (144), Wyoming (101), Nevada (97), Air Force (51) and San José State (30).
- SDSU has been picked to win the league two years in a row (shared title last year with Boise State) and in five of the last seven seasons.
- Along with the announcement of the Aztecs being the preseason favorites, Winston Shepard was named to the preseason all-conference team after earning honorable mention all-MW recognition in 2014-15.

THE DEFENSE DOES NOT REST

- SDSU has held its last 36 non-conference opponents to 70 points or less in games played at home.
- In those 36 games, San Diego State is 32-4 with the only blemishes coming to No. 6/5 Arizona in 2014-15, and Little Rock, Grand Canyon and No. 2/3 Kansas in 2015-16.

VETERAN GROUP

- The Aztecs entered the season featuring a roster that had a total of 587 games under their collective belt, which is more than both of the program's NCAA Sweet 16 squads. The 2010-11 group entered the year with 523 career games played, while the 2013-14 team boasted 450 career Division I outings at the start of that campaign.
- San Diego State returned from a year ago, 58.4 percent of its scoring, 72.5 percent of its rebounding, 56.0 percent of its assists, 91.6 percent of its blocked shots, 52.6 percent of its steals, 63.4 percent of its minutes played and 51.3 percent of its made three-point field goals.

PRETTY GOOD WHEN LOW ON TIME

- The Aztecs have been good at preparing when short on time. When there is less than 24 hours to prepare, SDSU is 16-2 in its last 18 regular-season tries.

AZTECS SIGN JALEN MCDANIELS

- On the first day of the signing period, San Diego State signed Jalen McDaniel to a National Letter of Intent.
- A 6-9, 195-pound forward, McDaniel hails from Federal Way High School in Federal Way, Washington.
- Scout rankings: Four stars, No. 84 nationally
- 247Sports rankings: Four stars, No. 120 nationally
- Rivals rankings: Three stars, No. 127 nationally
- ESPN rankings: Three stars
- As a junior last season, he helped Federal Way High to the Class 4A state championship where he posted 16 points and eight rebounds.

STREAKING THROUGH CALIFORNIA

- SDSU had won 47 straight games vs. teams from the state of California, a streak that dated to Dec. 2, 2009, before falling at Fresno State, 59-57, on Jan. 3.
- The Aztecs are now 54-2 in their last 56 vs. California schools.
- San Diego State has also beaten six Pac-12 schools during this remarkable run.
- The 47-game winning streak vs. California schools was the longest active streak in the country ahead of second-place BYU (22 straight vs. Colorado teams) and Pittsburgh (22 straight vs. Pennsylvania teams).
- Since the start of the 2010-11 season, San Diego State owns the best record of any school in California (153-42).

TOUGH TICKET

- The Aztecs have played in front of 65 straight home sellouts at Viejas Arena.
- The 2015-16 campaign represents the fourth straight year SDSU is sold out on a season-ticket basis.
- San Diego State has led all California Division I schools in average home attendance the last five seasons.
- By averaging 12,414 fans at its home games in 2014-15, SDSU ranked 27th nationally.

PROGRAM NOTES

- San Diego State is coming off its school-record sixth straight NCAA tournament appearance, which is the eighth-longest active streak nationally entering the 2015-16 season.
- SDSU is the only school from the state of California to earn a NCAA tournament berth six years in a row. There are 24 Division I schools that reside in The Golden State.
- The Aztecs advanced to the Round of 32 last season and are one of nine schools nationally to make it to at least the third round in each of the last three seasons.
- SDSU is one of five schools to have won at least 23 games and reached the NCAA tournament in each of the last six seasons. The other four are Duke, Gonzaga, Ohio State and Wisconsin.
- San Diego State owns six of the Mountain West's last eight NCAA tournament victories (current members only) after reaching the Round of 32 last season.
- SDSU won 27 games in 2014-15, and have won at least 23 games in seven straight seasons (27.4 wins per year). The Aztecs have also won at least 25 games in six of the last seven years, including the last two campaigns (29.0 wins per year).
- San Diego State has won at least 20 games (25.8 wins per year) and advanced to the postseason 10 consecutive years (seven NCAAs, three NITs).
- The Aztecs shared the 2014-15 Mountain West regular-season championship and enter the 2015-16 campaign as the back-to-back regular-season champions. SDSU has won a conference-record nine league titles.
- SDSU has outright won or shared the Mountain West regular-season crown five times in the last six years.

MOUNTAIN WEST

STANDINGS

Team	Overall	Conference
San Diego State	12-6	5-0
Boise State	13-5	4-1
Fresno State	12-6	3-2
New Mexico	10-8	3-2
Utah State	11-6	3-3
Wyoming	10-9	3-3
UNLV	11-7	2-3
Nevada	10-7	2-3
Colorado State	10-8	2-3
Air Force	10-8	1-4
San José State	6-12	1-5

Through Jan. 16 games

QUICK FACTS

GENERAL

Location	San Diego, Calif., 92182
Founded	1897
Enrollment	32,396
Nickname	Aztecs
Colors	Scarlet and Black
PMS Color	185
Arena	Viejas Arena at Aztec Bowl
Opened	1997
Capacity	12,414
Affiliation	NCAA Division I
Conference	Mountain West
President	Dr. Elliot Hirshman
Alma Mater (Year)	Yale (1983)
Athletics Director	Jim Sterk
Alma Mater (Year)	Western Washington (1980)
Athletic Department Phone	619-594-3019
Ticket Office Phone	619-283-7378
	or 619-283-SDSU

HISTORY

Seasons of Basketball	Entering 95th
First Season of Basketball	1921-22
All-Time Record (Entering 2015-16)	1,395-1,077-1
NCAA Tournament Appearances	13
Seasons of Div. I Basketball	Entering 46th
First Season of Div. I Basketball	1970-71
All-Time Div. I Record (Entering 2015-16)	707-632
NCAA Div. I Tournament Appearances	11
Last NCAA Appearance	2015
NIT Appearances	5
Last NIT Appearance	2009

MEDIA RELATIONS

Sr. Assoc. AD/Comm. & MR	Mike May
May Cell Phone	619-957-8372
May E-mail	mmay@mail.sdsu.edu
Asst. AD/Media Relations	Darin Wong
Wong Cell Phone	310-489-2378
Wong E-mail	dwong@mail.sdsu.edu
SID Mailing Address	Aztec Media Relations Fowler Athletics Center 5302 55th Street, Suite 3014 San Diego State University San Diego, CA 92182
SID Main Office Number	619-594-5547
SID Fax Number	619-582-6541
Alma Mater (Year)	Wayne State (1976)
Administrative Assistant	Leana DeKock

TEAM INFORMATION

2014-15 Overall Record	27-9
Home	16-1
Away	7-5
Neutral	4-3
2014-15 MW Record	14-4
Home	8-1
Away	6-3
Mountain West Finish	T-1st
MW Tournament	Finalist (2-1)
Postseason	NCAA
NCAA Finish	South, Third Round (1-1)
Final Top-25 Ranking	NA (AP)/RV (Coaches)
Starters Returning/Lost	3/2
Letterwinners Returning/Lost	8/5

■ SDSU finished the 2014-15 campaign ranked 27th in the final KenPom rankings and was fourth in defensive adjusted efficiency (89.0). The Aztecs also finished seventh in defensive effective field-goal percentage (43.5), 15th in defensive two-point field-goal percentage (42.3) and 22nd in three-point field-goal percentage (30.6).

■ Last season, the Aztecs appeared in the Associated Press Top-25 Poll seven times and was either in the rankings or receiving votes in 17 of the 19 weeks. SDSU was ranked as high as 13 (Dec. 1).

■ San Diego State appeared in the USA Today Coaches Top-25 Poll all 20 editions of the 2014-15 rankings. The Aztecs, however, were ranked 11 times and rose to as high as 14 (Dec. 1). SDSU finished the season in the receiving votes category.



JEFF JACOBS JAM CENTER

On Aug. 23, 2015, San Diego State held a grand-opening ceremony for the 23,500-square-foot Jeff Jacobs JAM Center. The \$15-million facility is located just south of Fowler Athletics Center and east of the San Diego State football practice fields. The JAM Center includes:

- Two full-length basketball courts
- Locker rooms
- Team lounges
- Coaches locker rooms
- Eight baskets
- Two scoreboards
- Athletic training room
- Film room equipped with 80-inch short throw projector with write-on capability
- Keiser strength equipment

Hundreds of supporters contributed to the effort to make the Jeff Jacobs JAM Center a reality. In addition to the naming gift from Jeff Jacobs, Hal and Debby Jacobs, Steve and Lisa Altman and Jim Morris, creating the name "JAM" Center, sizeable donations were made from the Manna Charitable Foundation and the Walter and Betty Zable Foundation.



SDSU BROADCAST ROSTER

Fresno State at San Diego State | Steve Fisher Court at Viejas Arena | Jan. 19, 2016



0
SKYLAR SPENCER
Forward
6-10, 240, Senior-3L
Inglewood, Calif.
Price High
PPG: 4.4 RPG: 5.6 APG: 0.3
FG%: 59.3 3FG: 0/0 FT%: 57.1




3
ANGELO CHOL
Forward
6-9, 215, Senior-1L
San Diego, Calif.
Arizona
PPG: 3.3 RPG: 3.3 APG: 0.4
FG%: 46.2 3FG: 0/0 FT%: 61.1



4
DAKARAI ALLEN
Guard
6-5, 195, Junior-2L
Elk Grove, Calif.
Sheldon High
PPG: 6.6 RPG: 2.4 APG: 1.2
FG%: 35.9 3FG: 28.3 FT%: 70.4



11
D'ERRYL WILLIAMS
Guard
6-3, 195, Junior-2L
Sacramento, Calif.
Sheldon High
PPG: 1.7 RPG: 0.9 APG: 0.4
FG%: 43.8 3FG: 0/2 FT%: 57.1



12
TREY KELL
Guard
6-4, 210, Sophomore-1L
San Diego, Calif.
St. Augustine HS
PPG: 9.2 RPG: 3.8 APG: 1.6
FG%: 37.3 3FG: 33.3 FT%: 60.5



13
WINSTON SHEPARD
Forward
6-8, 210, Senior-3L
Houston, Texas
Findlay Prep
PPG: 10.5 RPG: 5.8 APG: 2.2
FG%: 39.7 3FG: 23.8 FT%: 74.7



14
ZYLAN CHEATHAM
Forward
6-9, 215, Freshman-RS
Phoenix, Ariz.
South Mountain High
PPG: 8.6 RPG: 5.8 APG: 1.2
FG%: 50.5 3FG: 16.7 FT%: 68.8




15
BEN PEREZ
Guard
6-3, 175, Freshman-HS
San Marcos, Calif.
USAF Prep Academy
PPG: 4.1 RPG: 1.0 APG: 0.3
FG%: 36.9 3FG: 31.3 FT%: 2/3



20
MATT SHRIGLEY
Guard
6-6, 180, Junior-2L
San Diego, Calif.
La Costa Canyon High
PPG: - RPG: - APG: -
FG%: - 3FG: - FT%: -



21
MALIK POPE
Forward
6-10, 210, Sophomore-1L
Sacramento, Calif.
Laguna Creek High
PPG: 5.7 RPG: 4.1 APG: 0.4
FG%: 34.3 3FG: 26.1 FT%: 58.6



22
PARKER U'U
Guard
6-5, 220, Junior-SQ
Sacramento, Calif.
Hartford
PPG: 1.3 RPG: 1.0 APG: 0.3
FG%: 1/2 3FG: 0/1 FT%: 2/2



33
NIKSHA FEDERICO
Forward
6-7, 190, Junior-SQ
San Diego, Calif.
Cathedral Catholic High
PPG: 0.0 RPG: 0.0 APG: 0.0
FG%: 0/3 3FG: 0/2 FT%: 0/0



42
JEREMY HEMSLEY
Guard
6-3, 180, Freshman-HS
Rancho Cucamonga, Calif.
Damien High
PPG: 12.9 RPG: 2.8 APG: 2.3
FG%: 45.3 3FG: 40.0 FT%: 75.7



HEAD COACH
STEVE FISHER
• 25th full season (535-273)
• 17th year at SDSU (351-191)
• 1989 NCAA champion
• 3 NCAA title game appearances
• 15 NCAA tournament appearances
• Two-time national coach of the year

INSIDE THE SERIES

All-Time Series History	
Overall	SDSU, 59-49
At San Diego, Calif.	SDSU, 38-17
At Viejas Arena	SDSU, 5-2
At Fresno, Calif.	FS, 30-20
At Save Mart Center	SDSU, 5-0
At Neutral Sites	FS, 2-1
Pre-MW	SDSU, 54-48
MW	SDSU, 5-1
MW Tournament	NA

Streaks

Current	SDSU, 1
Longest SDSU Streak	10
Longest FS Streak	10
Current Streak At SDSU	SDSU, 1
Current Streak At FS	FS, 1
Current MW Tourney	NA

Coaching Records

Steve Fisher vs. Rodney Terry	5-1
Rodney Terry vs. SDSU	1-5

San Diego State

Most Points	
106 (106-95), Feb. 13, 1971	
Most Points At SDSU	
106 (106-95), Feb. 13, 1971	
Most Points At FS	
96 (96-88), Jan. 27, 1956; (96-97), Jan. 30, 1971	
Most Points in MW Tourney	NA
Largest Margin of Victory	
25 (113-88), Dec. 3, 1977	
Largest Margin At SDSU	
38 (62-24), Jan. 6, 1940	
Largest Margin At FS	
22 (51-29), Jan. 10, 1947	
Largest Margin in MW Tourney	NA

Fresno State

Most Points	
103 (103-92), March 1, 1997	
Most Points At SDSU	
103 (103-92), March 1, 1997	
Most Points At FS	
101 (101-80), Jan. 28, 1999	
Most Points in MW Tourney	NA
Largest Margin of Victory	
35 (92-57), March 5, 1998	
Largest Margin At SDSU	
16 (71-55), Feb. 9, 1957	
Largest Margin At FS	
29 (59-30), Feb. 20, 1942	
Largest Margin in MW Tourney	NA

SDSU vs. FRESNO STATE



ALL-TIME SERIES HISTORY AND RESULTS

San Diego State leads, 59-49

Date	Winner	Site	SD	FS
1.5.40	SDSU	AG-H	42	29
1.6.40	SDSU	AG-H	62	24
1.10.41	SDSU	AG-H	45	31
1.11.41	SDSU	AG-H	45	31
1.24.41	SDSU	A	46	39
1.25.41	SDSU	A	52	38
2.6.42	SDSU	AG-H	36	35
2.7.42	SDSU	AG-H	37	26
2.20.42	FS	A	30	59
2.21.42	SDSU	A	48	46
1.18.46	SDSU	AG-H	48	29
1.19.46	SDSU	AG-H	57	33
2.8.46	SDSU	A	38	33
2.9.46	SDSU	A	52	40
1.10.47	SDSU	A	51	29
2.14.47	SDSU	AG-H	45	31
2.15.47	FS	AG-H	35	37
2.6.48	SDSU	AG-H	43	38
2.7.48	SDSU	AG-H	57	47
2.27.48	FS	A	64	70
1.14.49	SDSU	A	63	54
2.25.49	SDSU	AG-H	71	51
2.18.50	FS	A	55	61
2.25.50	SDSU	AG-H	84	65
1.13.51	SDSU	AG-H	69	52
1.27.51	SDSU	A	54	49
1.12.53	SDSU	AG-H	71	56
3.2.53	SDSU	A	82	79
1.9.54	SDSU	AG-H	66	51
1.30.54	SDSU	A	78	67
1.29.55	SDSU	A	73	56
2.11.55	SDSU	AG-H	82	64
1.27.56	SDSU	A	96	88
1.28.56	FS	A	86	88
2.8.57	FS	AG-H	78	83
2.9.57	FS	AG-H	55	71
1.10.58	SDSU (ot)	AG-H	73	71
1.31.58	FS	A	65	93
3.4.58	FS (ot)	N	73	76
1.30.59	FS	A	59	73
2.20.59	SDSU	AG-H	74	69
1.23.60	FS	AG-H	57	61
1.29.60	FS	A	62	80
1.14.61	FS	A	53	54
2.18.61	FS	AG-H	60	64
1.13.62	FS	PG-H	65	77
2.17.62	FS	A	69	73
1.11.63	SDSU (ot)	PG-H	65	60
2.15.63	FS	A	56	64
1.11.64	FS	A	63	74
2.15.64	FS	PG-H	61	68
1.16.65	SDSU	PG-H	69	67
2.20.65	FS	A	72	90
1.14.66	FS	A	49	86
2.18.66	SDSU	PG-H	69	66
1.14.67	SDSU	PG-H	84	63
2.18.67	FS	A	62	76
1.12.68	SDSU	A	71	60
2.16.68	SDSU	PG-H	86	70
1.11.69	FS	PG-H	78	91
2.15.69	FS	A	69	87
1.30.70	FS	PG-H	86	88
2.13.70	FS	A	91	100
1.30.71	FS	A	96	97
2.13.71	SDSU	PG-H	106	95
2.4.72	SDSU	SA-H	73	72
3.4.72	SDSU	A	90	80
1.13.73	SDSU	A	79	71
3.3.73	SDSU	SA-H	76	75
1.19.74	SDSU	PG-H	57	56
2.16.74	SDSU	A	80	78
1.30.75	SDSU	PG-H	73	60
3.2.75	FS	A	64	68
1.31.76	SDSU	PG-H	103	84
2.26.76	FS	A	82	87
1.27.77	FS	A	61	77
2.19.77	SDSU	PG-H	80	58
3.2.77	SDSU	PCAA-H	51	41
1.21.78	FS	A	49	59
2.16.78	SDSU	SA-H	45	41
12.28.85	FS	SA-H	49	61
1.30.93	FS	PG-H	67	72
2.6.93	FS	A	70	78
1.27.94	FS	A	59	76
2.3.94	FS	PG-H	79	93
1.21.95	FS	PG-H	65	69
2.11.95	FS	A	58	66
3.8.95	SDSU	WAC-N	71	57
1.18.96	FS	A	67	79
2.8.96	FS (ot)	SA-H	89	99
1.30.97	FS	A	71	87
3.1.97	FS	SA-H	92	103
1.31.98	FS	Cox-H	94	97
2.26.98	FS	A	70	86
3.5.98	FS	WAC-N	57	92
1.28.99	FS	A	80	101
2.25.99	FS	Cox-H	84	95
11.27.00	FS	A	62	70
12.8.01	²¹ SDSU	Cox-H	93	78
11.11.07	SDSU	A	89	72
11.22.08	SDSU	Cox-H	80	56
11.23.09	SDSU	A	62	58
1.9.13	SDSU ¹⁶	A	65	62
2.9.13	SDSU	Viejas-H	75	53
1.15.14	SDSU ¹⁰	Viejas-H	68	60
3.1.14	SDSU ¹³	A	82	67
1.3.15	FS	A	57	59
1.27.15	SDSU	Viejas-H	58	47

2.3.94	FS	PG-H	79	93
1.21.95	FS	PG-H	65	69
2.11.95	FS	A	58	66
3.8.95	SDSU	WAC-N	71	57
1.18.96	FS	A	67	79
2.8.96	FS (ot)	SA-H	89	99
1.30.97	FS	A	71	87
3.1.97	FS	SA-H	92	103
1.31.98	FS	Cox-H	94	97
2.26.98	FS	A	70	86
3.5.98	FS	WAC-N	57	92
1.28.99	FS	A	80	101
2.25.99	FS	Cox-H	84	95
11.27.00	FS	A	62	70
12.8.01	²¹ SDSU	Cox-H	93	78
11.11.07	SDSU	A	89	72
11.22.08	SDSU	Cox-H	80	56
11.23.09	SDSU	A	62	58
1.9.13	SDSU ¹⁶	A	65	62
2.9.13	SDSU	Viejas-H	75	53
1.15.14	SDSU ¹⁰	Viejas-H	68	60
3.1.14	SDSU ¹³	A	82	67
1.3.15	FS	A	57	59
1.27.15	SDSU	Viejas-H	58	47

Opponent national ranking to the left of winning team name. SDSU national ranking to the right of winning team name.

SAN DIEGO STATE VS. FRESNO STATE CAREER STATISTICS

SDSU	G-GS	FG-A	3FG-A	FT-A	REB	AVG.	A	TO	BS	ST	PTS	AVG	HI
Winston Shepard	6-5	21-44	1-6	24-43	31	5.2	16	19	3	2	67	11.2	17
Skylar Spencer	6-4	9-17	0-0	3-8	23	3.8	1	3	16	3	21	3.5	9
Matt Shrigley	4-1	7-14	5-10	2-4	7	1.8	0	3	1	1	21	5.3	14
Angelo Chol	2-0	5-12	0-0	2-3	13	6.5	0	4	3	0	12	6.0	10
Dakarai Allen	4-0	1-7	0-0	5-8	8	2.0	1	1	1	1	7	1.8	3
D'Erryl Williams	3-0	2-4	2-3	1-3	4	1.3	1	1	0	1	7	2.3	4
Malik Pope	2-0	1-5	0-0	3-4	4	2.0	0	1	0	0	5	2.5	3
Trey Kell	1-1	1-4	0-1	0-0	7	7.0	0	3	0	0	2	2.0	2
Niksha Federico	1-0	0-0	0-0	0-0	0	0.0	0	0	0	0	0	0.0	0

SDSU VS. FRESNO STATE: MOUNTAIN WEST ERA

Team	Site/Date	FG-FGA	Pct	3P-3PA	Pct	FT-FTA	Pct	Off-Def	Tot	PF	AT	TO	BS	ST	1st-2nd	Pts
(16/15) SDSU	A	26-54	.481	6-18	.333	7-12	.583	11-27	38	15	16	11	6	5	33-32	65
at Fresno State	1/9/13	21-58	.362	6-18	.333	14-17	.824	12-19	31	11	9	5	3	7	26-36	62
at (rv/T-25) SDSU	H	26-52	.500	8-16	.500	15-25	.600	11-32	43	14	14	12	6	4	25-50	75
Fresno State	2/9/13	17-58	.293	4-19	.211	15-23	.652	13-20	33	18	8	9	1	6	17-36	53
at (10/11) SDSU	H	18-54	.333	6-17	.353	26-41	.634	13-24	37	14	6	4	7	6	31-37	68
Fresno State	1/15/14	21-55	.382	7-22	.318	11-15	.733	9-29	38	25	13	11	3	3	32-28	60
(13/13) SDSU	A	27-45	.600	9-15	.600	19-30	.633	9-25	34	19	12	11	4	4	40-42	82
at Fresno State	3/1/14	24-50	.480	4-12	.333	15-22	.682	7-14	21	17	8	8	5	8	35-32	67
(rv/25) SDSU	A	21-50	.420	8-15	.533	7-13	.538	10-31	41	21	8	18	5	3	19-38	57
at Fresno State	1/3/15	21-54	.389	3-13	.231	14-19	.737	3-21	24	15	6	6	6	11	34-25	59
at SDSU	H	18-50	.360	2-6	.333	20-28	.714	17-23	40	9	4	17	7	4	32-26	58
Fresno State	1/27/15	19-52	.365	1-10	.100	8-9	.889	9-19	28	21	4	14	5	9	22-25	47

2015-16 SAN DIEGO STATE ALPHABETICAL ROSTER

No.	Name	Pos.	Ht.	Wt.	Yr.	Exp.	Most Recent Div. I Season			Hometown (High School/Previous School)
							PPG	RPG	APG	
4	Dakarai Allen	G	6-5	195	Jr.	2L	2.6	1.7	0.4	Elk Grove, Calif. (Sheldon High)
14	Zylan Cheatham	F	6-9	215	Fr.	RS	--	--	--	Phoenix, Ariz. (South Mountain High)
3	Angelo Chol	F	6-9	215	Sr.	1L	4.4	3.1	0.2	San Diego, Calif. (Hoover High/Arizona)
33	Niksha Federico	F	6-7	190	Jr.	SQ	0.0	0.2	0.0	San Diego, Calif. (Cathedral Catholic High)
42	Jeremy Hemsley	G	6-3	180	Fr.	HS	--	--	--	Rancho Cucamonga, Calif. (Damien High)
12	Trey Kell	G	6-4	210	So.	1L	5.6	2.8	1.6	San Diego, Calif. (St. Augustine High)
24	Nolan Narain	F	6-9	220	Fr.	HS	--	--	--	Hamilton, Ontario, Canada (La Lumiere School (Ind.))
15	Ben Perez	G	6-3	175	Fr.	HS	--	--	--	San Marcos, Calif. (Air Force Prep Academy (Colo.))
21	Malik Pope	F	6-10	210	So.	1L	5.1	2.7	0.6	Sacramento, Calif. (Laguna Creek High)
13	Winston Shepard	F	6-8	210	Sr.	3L	11.1	5.3	1.9	Houston, Texas (Findlay Prep (Nev.))
20	Matt Shrigley	F	6-6	180	Jr.	2L	5.1	1.6	1.0	San Diego, Calif. (La Costa Canyon High)
0	Skylar Spencer	F	6-10	240	Sr.	3L	3.7	5.1	0.3	Inglewood, Calif. (Price High)
22	Parker U'u	G	6-5	220	Jr.	SQ	1.0	3.0	0.0	Sacramento, Calif. (Jesuit High/Hartford)
11	D'Erryl Williams	G	6-3	195	Jr.	2L	1.1	0.7	0.4	Sacramento, Calif. (Sheldon High)

2015-16 SAN DIEGO STATE NUMERICAL ROSTER

No.	Name	Pos.	Ht.	Wt.	Yr.	Exp.	Most Recent Div. I Season			Hometown (High School/Previous School)
							PPG	RPG	APG	
0	Skylar Spencer	F	6-10	240	Sr.	3L	3.7	5.1	0.3	Inglewood, Calif. (Price High)
3	Angelo Chol	F	6-9	215	Sr.	1L	4.4	3.1	0.2	San Diego, Calif. (Hoover High/Arizona)
4	Dakarai Allen	G	6-5	195	Jr.	2L	2.6	1.7	0.4	Elk Grove, Calif. (Sheldon High)
11	D'Erryl Williams	G	6-3	195	Jr.	2L	1.1	0.7	0.4	Sacramento, Calif. (Sheldon High)
12	Trey Kell	G	6-4	210	So.	1L	5.6	2.8	1.6	San Diego, Calif. (St. Augustine High)
13	Winston Shepard	F	6-8	210	Sr.	3L	11.1	5.3	1.9	Houston, Texas (Findlay Prep (Nev.))
14	Zylan Cheatham	F	6-9	215	Fr.	RS	--	--	--	Phoenix, Ariz. (South Mountain High)
15	Ben Perez	G	6-3	175	Fr.	HS	--	--	--	San Marcos, Calif. (Air Force Prep Academy (Colo.))
20	Matt Shrigley	F	6-6	180	Jr.	2L	5.1	1.6	1.0	San Diego, Calif. (La Costa Canyon High)
21	Malik Pope	F	6-10	210	So.	1L	5.1	2.7	0.6	Sacramento, Calif. (Laguna Creek High)
22	Parker U'u	G	6-5	220	Jr.	SQ	1.0	3.0	0.0	Sacramento, Calif. (Jesuit High/Hartford)
24	Nolan Narain	F	6-9	220	Fr.	HS	--	--	--	Hamilton, Ontario, Canada (La Lumiere School (Ind.))
33	Niksha Federico	F	6-7	190	Jr.	SQ	0.0	0.2	0.0	San Diego, Calif. (Cathedral Catholic High)
42	Jeremy Hemsley	G	6-3	180	Fr.	HS	--	--	--	Rancho Cucamonga, Calif. (Damien High)

Head Coach:	Steve Fisher (Illinois State, 1967)
Associate Head Coach/	
Head Coach In Waiting:	Brian Dutcher (Minnesota, 1982)
Assistant Coaches:	Justin Hutson (CSU Bakersfield, 1994), David Velasquez (San Diego State, 2007)
Assistant to the Head Coach:	Mark Fisher (Michigan, 2001)
Director of Operations:	Matt Soria (San Diego State, 2002)
Director of Player Development:	Tim Shelton (San Diego State, 2011)

ELIGIBLE IN 2016-17

No.	Name	Pos.	Ht.	Wt.	Yr.	Exp.	Most Recent Div. I Season			Hometown (High School/Previous School)
							PPG	RPG	APG	
23	Montaque Gill-Caesar	G	6-6	210	So.	TR	9.1	3.0	0.5	Vaughan, Ontario, Canada (Huntington Prep (W.Va.)/Missouri)
10	Max Hoetzel	F	6-9	210	So.	TR	2.4	1.3	0.3	Calabasas, Calif. (Wilbraham & Monson Academy (Mass.)/Indiana)

PRONUNCIATIONS

Dakarai Allen:	Duh-KAR-ee Allen
Zylan Cheatham:	ZY-lin Cheat-um
Niksha Federico:	NEEK-sha Federico
Montaque Gill-Caesar:	Mahn-TACK Gill-Caesar
Max Hoetzel:	Max HOTE-zull
Parker U'u:	Parker You-you
D'Erryl Williams:	Dee-AIR-ol Williams



STEVE FISHER

25th-Full Season • 17th Season at SDSU • Illinois State, 1967

RECORD BREAKDOWN

	Career
Home	302-77
Away	142-151
Neutral	91-44

By Month

November	80-28
December	140-47
January	120-70
February	96-72
March	93-50
April	4-2

Games Decided By/In

1-Point Games	24-9
2 Points	27-23
3 Points or Less	97-63
Overtime	38-17

- 2015 John R. Wooden Legends of Coaching Award Recipient
- 2011 Naismith Coach of the Year
- 2011 NABC Coach of the Year
- 2011 Adolph Rupp Cup recipient
- 1992 Basketball Times Coach of the Year
- 15 NCAA tournament appearances (8 San Diego State, 7 Michigan)
- 21 postseason appearances
- 9 Mountain West championships (5 regular season, 4 tournament)
- 3-time Mountain West Coach of the Year (2011, 2012, 2014)
- 3-time NABC District Coach of the Year (2011, 2012, 2014)
- 2-time USBWA District Coach of the Year (2011, 2012)
- 2-time Basketball Times District Coach of the Year (2012, 2014)
- SDSU and Mountain West all-time winningest coach
- Longest-tenured coach in Mountain West history



Steve Fisher Year-By-Year

Year	School	W	L	Pct.	Conference			Postseason/Honors
					W	L	Pct.	
1989	Michigan	6	0	1.000	-	-	-	NCAA Champions
1989-90	Michigan	23	8	.742	12	6	.667	NCAA Second Round
1990-91	Michigan	14	15	.483	7	11	.389	NIT First Round
1991-92	Michigan	25	9	.735	11	7	.611	NCAA Runner-Up; <i>Basketball Times</i> Coach of the Year
1992-93	Michigan	31	5	.861	15	3	.833	NCAA Runner-Up
1993-94	Michigan	24	8	.750	13	5	.722	NCAA Regional Finalist
1994-95	Michigan	17	14	.548	11	7	.611	NCAA First Round
1995-96	Michigan	20	12	.625	10	8	.556	NCAA First Round
1996-97	Michigan	24	11	.686	9	9	.500	NIT Champions
Eight Full Seasons at UM		184	82	.692	88	56	.611	7 NCAA Tournaments, 9 Postseason Appearances
Year	School	W	L	Pct.	W	L	Pct.	Postseason/Honors
1999-00	San Diego State	5	23	.179	0	14	.000	
2000-01	San Diego State	14	14	.500	4	10	.286	8th-most improved team in the country (Sagarin Ratings)
2001-02	San Diego State	21	12	.636	7	7	.500	NCAA First Round; Aztecs' first NCAA trip since 1985
2002-03	San Diego State	16	14	.552	6	8	.429	NIT Second Round; Aztecs reach postseason in consecutive yrs
2003-04	San Diego State	14	16	.483	5	9	.357	Two players that earned all-league honors return in 04-05
2004-05	San Diego State	11	18	.379	4	10	.286	Young Aztecs drop seven games by four points or less or in overtime
2005-06	San Diego State	24	9	.727	13	3	.813	NCAA First Round; MWC regular season and tournament champs.
2006-07	San Diego State	22	11	.667	10	6	.625	NIT Second Round; First road win in D-I postseason tourney
2007-08	San Diego State	20	13	.606	9	7	.563	NIT First Round; Third straight 20-win season
2008-09	San Diego State	26	10	.722	11	5	.688	NIT Semifinals; Fourth straight 20-win year; SDSU-record 26 wins
2009-10	San Diego State	25	9	.735	11	5	.667	NCAA First Round, MWC tournament champions
2010-11	San Diego State	34	3	.919	14	2	.875	NCAA Sweet 16; MWC champions (co-reg. season, tourney), MWC COY
2011-12	San Diego State	26	8	.765	10	4	.714	NCAA Second Round; MW co-reg. season champs; MW COY
2012-13	San Diego State	23	11	.676	9	7	.563	NCAA Third Round; Fifth straight season with at least 23 wins
2013-14	San Diego State	31	5	.861	16	2	.889	NCAA Sweet 16; Outright Mountain West regular-season champions, MW COY
2014-15	San Diego State	27	9	.750	14	4	.778	NCAA Third Round; MW co-regular-season champions
2015-16	San Diego State	12	6	.667	5	0	1.000	
17 Seasons at SDSU		351	191	.648	148	104	.587	8 NCAA Tournaments; 12 Postseason Appearances
		W	L	Pct.	W	L	Pct.	Postseason/Honors
25-Full Season Career		535	273	.662	236	160	.596	15 NCAA Tournaments, 21 Postseason Appearances

SEASON / CAREER HIGHS

Points

Season 15 vs. California (11-26-15)
 Career 15 vs. California (11-26-15)

Rebounds

Season 12 vs. Wyoming (12-30-15)
 Career 13 at Washington (12-7-14)

Assists

Season 1 vs. Grand Canyon (12-18-15)
 1 vs. Biola (12-7-15)
 1 at Long Beach State (12-1-15)
 1 vs. SD Christian (11-18-15)
 1 at Utah (11-16-15)
 1 vs. Illinois State (11-13-15)
 Career 3 vs. CSUN (11-14-14)

Field Goals

Season 5 vs. California (11-26-15)
 Career 6 at San Diego (12-5-13)

Field Goals Attempted

Season 5 at Colorado State (1-13-16)
 5 at Utah State (1-2-16)
 5 vs. California (11-26-15)
 5 at Utah (11-16-15)
 5 vs. Illinois State (11-13-15)
 Career 10 at Kansas (1-5-14)

Three-Point Field Goals

Season
 Career

Three-Point FG Attempted

Season
 Career

Free Throws

Season 6 vs. Wyoming (12-30-15)
 Career 6 vs. Wyoming (12-30-15)
 6 vs. Ball State (12-20-14)

Free Throws Attempted

Season 8 vs. Wyoming (12-30-15)
 8 vs. California (11-26-15)
 Career 8 vs. Wyoming (12-30-15)
 8 vs. California (11-26-15)
 8 at Washington (12-7-14)

Steals

Season 2 at Colorado State (1-13-16)
 Career 4 vs. New Mexico State (3-20-14)

Blocked Shots

Season 7 vs. West Virginia (11-26-15)
 Career 7 vs. West Virginia (11-26-15)

Minutes Played

Season 33 vs. Kansas (12-22-15)
 Career 40 at Utah State (1-25-14)



0 • SKYLAR SPENCER

FORWARD • 6-10 • 240 • SENIOR - 3L

INGLEWOOD, CALIF. (PRICE HIGH)

LAS VEGAS INVITATIONAL ALL-TOURNAMENT

Quick Hits

* Is the Mountain West career blocked shots leader with 261 rejections (previous record was 244 by Justin Williams of Wyoming).

* Has 116 blocked shots in Mountain West games. The record is 117 held by UNLV's Khem Birch.

* Is the all-time SDSU leader in blocked shots (261), which is fifth nationally among active players (through Jan. 16 games).

* Has at least one blocked shot in 102 games, including 82 of his last 93, and multiple blocks 73 times in his career.

* Pulled down eight or more rebounds in four straight games for the first time in his career until he had two rebounds at Boise State (1-16-16) to snap the streak. His previous best was two, which he had done twice before.

Season Highlights

* Pulled down a game-high eight rebounds to go with nine points and two blocked shots vs. Illinois State (11-13-15).

* Led all players with two blocked shots at No. 16/16 Utah (11-16-15).

* Scored a career-high 15 points on 5-for-5 shooting and two blocked shots vs. No. 14/13 California (11-26-15).

* Blocked a career-high seven shots and led the team with five rebounds vs. No. rv/22 West Virginia (11-27-15).

* Set the Mountain West career blocked shots record at Long Beach State (12-1-15).

* Made all four of his field-goal attempts and ultimately finished with eight points, six rebounds a game-high two blocked shots vs. Biola (12-7-15).

* Blocked a game-high four shots, while adding five points and five rebounds vs. Nicholls (12-10-15).

* Had five rebounds, including four offensive, and blocked a game-high three shots vs. Grand Canyon (12-18-15).

* Started vs. No. 2/3 Kansas (12-22-15) and posted six points and seven rebounds in a season-high 33 minutes.

* Grabbed a season- and game-high 12 rebounds and made a career-high six free throws en route to eight points to go with a game-high two blocked shots vs. Wyoming (12-30-15).

* Led the team at Utah State (1-2-16) with eight rebounds, the second straight game in which he has led the team in the category.

* Pulled down a game-high eight rebounds vs. San José State (1-6-16).

* Had seven points, a game-high eight rebounds and a season-high two steals at Colorado State (1-13-16).

2015-16 GAME-BY-GAME STATISTICS

Opponent	GS	FG	3FG	FT	O-D-R	PF	TP	A	TO	B	S	MP
Illinois State	*	4-5	0-0	1-3	4-4-8	1	9	1	0	2	0	29
at Utah	*	2-5	0-0	0-0	2-2-4	5	4	1	0	2	0	28
San Diego Christian	*	2-4	0-0	1-2	3-3-6	1	5	1	1	0	0	10
Little Rock	*	0-1	0-0	0-1	0-4-4	0	0	0	0	0	0	20
East Carolina		0-1	0-0	0-0	0-3-3	3	0	0	1	0	0	16
vs. California		5-5	0-0	5-8	2-1-3	2	15	0	1	2	0	25
vs. West Virginia		0-0	0-0	1-2	0-5-5	4	1	0	0	7	0	27
at Long Beach State		1-2	0-0	0-0	2-2-4	4	2	1	0	1	0	16
vs. San Diego		0-1	0-0	0-0	0-2-2	0	0	0	0	2	0	15
Biola		4-4	0-0	0-0	2-4-6	1	8	1	1	2	0	19
Nicholls		2-2	0-0	1-2	2-3-5	2	5	0	0	4	0	24
Grand Canyon		0-2	0-0	0-0	4-1-5	3	0	1	1	3	0	20
Kansas	*	3-4	0-0	0-0	2-5-7	2	6	0	3	0	1	33
Wyoming	*	1-3	0-0	6-8	8-4-12	3	8	0	2	2	1	29
at Utah State	*	3-5	0-0	0-0	3-5-8	5	6	0	0	2	0	24
San José State	*	0-1	0-0	0-0	3-5-8	4	0	0	2	1	1	24
at Colorado State	*	3-5	0-0	1-2	0-8-8	4	7	0	0	0	2	29
at Boise State	*	2-3	0-0	0-0	1-1-2	2	4	0	1	0	0	30
Fresno State												
Utah State												
at Nevada												
at UNLV												
Colorado State												
New Mexico												
at Fresno State												
Air Force												
at San José State												
at Wyoming												
Boise State												
at New Mexico												
UNLV												

MISCELLANEOUS STATS / SAN DIEGO STATE RECORD

Category	2015-16 Season		Career Games	Career SDSU W/L
	Games	SDSU W/L		
Double-Figure Scoring	1	1-0	9	9-0
Double-Figure Rebounding	1	1-0	5	3-2
Led SDSU in Scoring	1	1-0	1	1-0
Led SDSU in Rebounding	6	5-1	21	15-6
Multiple Blocked Shots	10	6-4	73	58-15
One Turnover or Less	14	10-4	105	80-25
Consecutive Games		Current	Long	
Consecutive Games Played		124	124	
Without Fouling Out		3	67	
Scoring A Point		2	16	
Double-Figure Scoring		0	1	
With At Least 1 Blocked Shot		0	18	

► SPENCER CAREER STATISTICS

Year	G-GS	Min.-Avg.	FG-FGA	Pct.	3P-3PA	Pct.	FT-FTA	Pct.	OR	DR	Reb	Avg.	PF-D	AT	TO	BS	ST	Pts	Avg.
12-13	34-0	484-14.2	43-65	.662	0-0	.000	11-29	.379	40	60	100	2.9	50-0	6	17	51	10	97	2.9
13-14	36-36	857-23.8	74-130	.569	0-0	.000	25-52	.481	65	91	156	4.3	81-1	8	29	89	25	173	4.8
14-15	36-36	840-23.3	50-94	.532	0-0	.000	33-69	.478	71	113	184	5.1	66-0	11	25	91	19	133	3.7
15-16	18-10	427-23.7	32-54	.593	0-0	.000	16-28	.571	38	62	100	5.6	46-2	6	13	30	5	80	4.4
Totals	124-82	2,608-21.0	199-343	.580	0-0	.000	85-178	.478	214	326	540	4.4	243-3	31	84	261	59	483	3.9

SEASON / CAREER HIGHS

Points

Season	8 vs. Biola (12-7-15)
Career	10 vs. Fresno State (1-27-15) 10 vs. New Mexico (1-6-15) 10 vs. Pittsburgh (11-25-14) 10 vs. Northern Arizona (11-28-12)

Rebounds

Season	8 vs. Biola (12-7-15)
Career	8 vs. Biola (12-7-15) 8 vs. Stanford (2-6-13)

Assists

Season	3 at Colorado State (1-13-16)
Career	3 at Colorado State (1-13-16)

Field Goals

Season	3 vs. Biola (12-7-15) 3 vs. San Diego (12-6-15) 3 vs. SD Christian (11-18-15)
Career	4 - 7 times

Field Goals Attempted

Season	6 vs. Biola (12-7-15) 6 vs. SD Christian (11-18-15)
Career	10 vs. Fresno State (1-27-15)

Three-Point Field Goals

Season	
Career	

Three-Point FG Attempted

Season	
Career	

Free Throws

Season	2 vs. Biola (12-7-15) 2 at Long Beach State (12-1-15) 2 vs. East Carolina (11-23-15)
Career	4 vs. Pittsburgh (11-25-14) 4 vs. Northern Arizona (11-28-12) 4 at Washington State (2-16-12) 4 vs. Colorado (2-9-12)

Free Throws Attempted

Season	4 vs. Illinois State (11-13-15)
Career	7 at Washington State (2-16-12)

Steals

Season	3 vs. San Diego (12-6-15)
Career	4 vs. Valparaiso (11-7-11)

Blocked Shots

Season	2 vs. Wyoming (12-30-15) 2 vs. Grand Canyon (12-18-15) 2 vs. San Diego (12-6-15) 2 vs. East Carolina (11-23-15) 2 vs. SD Christian (11-18-15) 2 vs. Illinois State (11-13-15)
Career	4 at Stanford (2-4-12)

Minutes Played

Season	25 vs. SD Christian (11-18-15)
Career	25 vs. SD Christian (11-18-15)



3 • ANGELO CHOL

FORWARD • 6-9 • 215 • SENIOR - 1L
SAN DIEGO, CALIF. (ARIZONA)

Quick Hits

- * Is a career 52.1-percent shooter from the floor.
- * Rebounds the ball well on the offensive side as 40.2 percent of his career rebounds have come on that end of the floor.
- * Made his first career start in his 103rd game vs. East Carolina (11-23-15).

Season Highlights

- * Blocked two shots and grabbed four boards in eight minutes vs. Illinois State (11-13-15).
- * Set a then-season high in points (6) and had six rebounds in a career-high 25 minutes vs. San Diego Christian (11-18-15).
- * Grabbed a season-high seven rebounds, including five offensive, and had a then-career-high two assists vs. Little Rock (11-21-15).
- * Started his first career game vs. East Carolina (11-23-15) and finished with six points, three rebounds (all offensive) and a game-high two blocked shots.
- * Scored seven points and pulled down a game-high seven rebounds to go with season highs of two blocked shots and three steals vs. San Diego (12-6-15).
- * Went for season-best eight points and a game- and career-high eight rebounds vs. Biola (12-7-15).
- * Blocked a game- and season-high two shots vs. Wyoming (12-30-15).
- * Set a career high with three assists at Colorado State (1-13-16).

2015-16 GAME-BY-GAME STATISTICS

Opponent	GS	FG	3FG	FT	O-D-R	PF	TP	A	TO	B	S	MP
Illinois State	1-3	0-0	1-4	1-3-4	1	3	0	2	2	1	8	
at Utah	1-3	0-0	0-0	1-0-1	4	2	0	0	0	0	10	
San Diego Christian	3-6	0-0	0-1	1-5-6	3	6	1	1	2	2	25	
Little Rock	0-1	0-0	0-0	5-2-7	1	0	2	2	0	1	17	
East Carolina	* 2-3	0-0	2-2	3-0-3	2	6	1	1	2	0	20	
vs. California	* 1-3	0-0	0-0	0-0-0	2	2	0	0	0	1	11	
vs. West Virginia	* 2-2	0-0	0-0	2-1-3	1	4	0	0	1	0	14	
at Long Beach State	* 1-2	0-0	2-2	1-4-5	4	4	1	1	0	1	12	
vs. San Diego	* 3-5	0-0	1-3	2-5-7	3	7	0	1	2	3	23	
Biola	* 3-6	0-0	2-2	3-5-8	3	8	0	1	0	0	22	
Nicholls	* 1-1	0-0	2-2	0-0-0	2	4	0	2	1	0	16	
Grand Canyon	* 2-4	0-0	0-0	1-3-4	4	4	0	4	2	0	18	
Kansas	1-5	0-0	0-0	1-0-1	1	2	0	0	0	0	7	
Wyoming	0-1	0-0	0-0	2-2-4	2	0	0	0	2	0	13	
at Utah State	1-2	0-0	0-0	0-3-3	4	2	0	1	0	0	9	
San José State	1-1	0-0	1-2	0-2-2	1	3	0	0	0	0	12	
at Colorado State	0-2	0-0	0-0	1-0-1	4	0	3	2	0	1	12	
at Boise State	1-2	0-0	0-0	0-1-1	2	2	0	1	1	0	9	
Fresno State												
Utah State												
at Nevada												
at UNLV												
Colorado State												
New Mexico												
at Fresno State												
Air Force												
at San José State												
at Wyoming												
Boise State												
at New Mexico												
UNLV												

MISCELLANEOUS STATS / SAN DIEGO STATE RECORD

Category	2015-16 Season		Career Games	Career SDSU W/L
	Games	SDSU W/L		
Double-Figure Scoring	0	0-0	4	3-0
Double-Figure Rebounding	0	0-0	0	0-0
Led SDSU in Scoring	0	0-0	0	0-0
Led SDSU in Rebounding	3	1-2	6	4-2
Multiple Blocked Shots	6	4-2	20	7-3
One Turnover or Less	12	8-4	91	27-8
Consecutive Games		Current	Long	
Consecutive Games Played		42	50	
Without Fouling Out		51	62	
Scoring A Point		1	20	
Double-Figure Scoring		0	1	
With At Least 1 Blocked Shot		1	5	

► CHOL CAREER STATISTICS

Year	G-GS	Min.-Avg.	FG-FGA	Pct.	3P-3PA	Pct.	FT-FTA	Pct.	OR	DR	Reb	Avg.	PF-D	AT	TO	BS	ST	Pts	Avg.
11-12*	35-0	427-12.2	40-71	.563	0-0	.000	19-28	.679	30	50	80	2.3	74-1	5	23	29	13	99	2.8
12-13*	28-0	239-8.5	21-47	.447	0-0	.000	12-19	.632	24	32	56	2.0	27-0	3	19	9	4	54	1.9
14-15	35-0	478-13.7	64-116	.552	0-0	.000	26-53	.491	45	65	110	3.1	65-1	6	35	18	8	154	4.4
15-16	18-8	258-14.3	24-52	.462	0-0	.000	11-18	.611	24	36	60	3.3	44-0	8	19	15	10	59	3.3
Totals	116-8	1,402-12.1	149-286	.521	0-0	.000	68-118	.576	123	183	306	2.6	210-2	22	96	71	35	366	3.2

* at ARIZONA

SEASON / CAREER HIGHS

Points

Season 16 vs. Illinois State (11-13-15)
Career 16 vs. Illinois State (11-13-15)

Rebounds

Season 7 vs. California (11-26-15)
7 vs. Little Rock (11-21-15)
Career 7 vs. California (11-26-15)
7 vs. Little Rock (11-21-15)

Assists

Season 4 vs. East Carolina (11-23-15)
4 vs. SD Christian (11-18-15)
Career 4 vs. East Carolina (11-23-15)
4 vs. SD Christian (11-18-15)

Field Goals

Season 4 at Long Beach State (12-1-15)
4 vs. East Carolina (11-23-15)
4 at Utah (11-16-15)
4 vs. Illinois State (11-13-15)
Career 4 at Long Beach State (12-1-15)
4 vs. East Carolina (11-23-15)
4 at Utah (11-16-15)
4 vs. Illinois State (11-13-15)

Field Goals Attempted

Season 10 vs. SD Christian (11-18-15)
Career 10 vs. SD Christian (11-18-15)

Three-Point Field Goals

Season 3 at Utah (11-16-15)
Career 3 at Utah (11-16-15)

Three-Point FG Attempted

Season 7 vs. Little Rock (11-21-15)
Career 7 vs. Little Rock (11-21-15)

Free Throws

Season 7 vs. Illinois State (11-13-15)
Career 7 vs. Illinois State (11-13-15)
7 vs. UC Riverside (11-8-13)

Free Throws Attempted

Season 8 vs. Illinois State (11-13-15)
Career 8 vs. Illinois State (11-13-15)
8 vs. Southern Utah (12-18-13)
8 vs. UC Riverside (11-8-13)

Steals

Season 4 vs. Wyoming (12-30-15)
Career 4 vs. Wyoming (12-30-15)
4 vs. Utah State (1-31-15)

Blocked Shots

Season 3 vs. Illinois State (11-13-15)
Career 3 vs. Illinois State (11-13-15)
3 vs. Washington (12-8-13)

Minutes Played

Season 32 vs. Biola (12-7-15)
Career 32 vs. Biola (12-7-15)



4 • DAKARAI ALLEN

GUARD • 6-5 • 195 • JUNIOR - 2L
ELK GROVE, CALIF. (SHELDON HIGH)

Quick Hits

- * Is one of four current Aztecs with at least 80 career games played.
- * All five of his career double-figure scoring games have come this season.
- * Has scored in all but one game this season.

Season Highlights

- * Set a career high with 16 points on a personal-best four field goals to go with three rebounds, one assist and a career-high-tying three blocked shots in 28 minutes vs. Illinois State (11-13-15).
- * Had his second straight solid game with 15 points on 4-of-5 shooting, including a career-high three three-pointers, in a career-best 29 minutes at No. 16/16 Utah (11-16-15).
- * Dished a career-high four assists in his second career start vs. San Diego Christian (11-18-15).
- * Led the team with 11 points and a career-high seven rebounds, including a team-high six defensive, vs. Little Rock (11-21-15).
- * Scored 11 points to go with a career-high four assists vs. East Carolina (11-23-15).
- * Pulled down a career-high seven rebounds in a then-career-high 31 minutes vs. No. 14/13 California (11-26-15).
- * Posted 11 points and blocked a game-high two shots at Long Beach State (12-1-15).
- * Tied a career high with a game-high four steals vs. Wyoming (12-30-15).

2015-16 GAME-BY-GAME STATISTICS

Opponent	GS	FG	3FG	FT	O-D-R	PF	TP	A	TO	B	S	MP
Illinois State	4-5	1-2	7-8	0-3-3	2	16	1	2	3	0	28	
at Utah	4-5	3-4	4-4	0-2-2	4	15	1	1	0	0	29	
San Diego Christian	* 1-10	0-4	2-2	2-2-4	0	4	4	2	2	3	27	
Little Rock	3-8	2-7	3-5	1-6-7	2	11	1	1	0	0	24	
East Carolina	* 4-6	2-4	1-2	0-0-0	2	11	4	1	1	1	22	
vs. California	* 1-7	1-4	1-2	1-6-7	1	4	1	2	1	1	31	
vs. West Virginia	* 2-6	0-3	5-6	0-2-2	2	9	0	5	0	1	22	
at Long Beach State	* 4-8	2-6	1-2	0-1-1	4	11	0	1	2	1	30	
vs. San Diego	* 1-5	0-3	3-4	1-1-2	1	5	1	3	0	1	27	
Biola	* 1-3	0-1	1-2	1-2-3	1	3	2	1	0	1	32	
Nicholls	* 1-5	1-2	0-0	2-2-4	3	3	2	0	2	0	18	
Grand Canyon	* 2-7	1-5	2-4	0-1-1	2	7	0	1	0	2	26	
Kansas	0-1	0-0	2-2	1-0-1	2	2	0	0	0	0	16	
Wyoming	2-6	0-3	1-4	0-2-2	4	5	1	1	0	4	18	
at Utah State	0-1	0-0	2-2	0-1-1	4	2	2	1	0	0	19	
San José State	0-3	0-2	0-1	1-0-1	2	0	0	1	1	1	12	
at Colorado State	1-3	1-1	2-2	0-2-2	1	5	0	0	0	1	17	
at Boise State	2-3	1-2	1-2	0-1-1	5	6	1	2	0	0	20	
Fresno State												
Utah State												
at Nevada												
at UNLV												
Colorado State												
New Mexico												
at Fresno State												
Air Force												
at San José State												
at Wyoming												
Boise State												
at New Mexico												
UNLV												

MISCELLANEOUS STATS / SAN DIEGO STATE RECORD

Category	2015-16 Season		Career Games	Career SDSU W/L
	Games	SDSU W/L		
Double-Figure Scoring	5	3-2	5	3-2
15-Point Games	2	1-1	2	1-1
Led SDSU in Scoring	1	0-1	1	0-1
Led SDSU in Rebounding	2	1-1	2	1-1
Led SDSU in Assists	2	2-0	3	3-0
Multiple Steals	3	2-1	11	10-1
One Turnover or Less	10	7-3	63	52-11
Consecutive Games Played	18	25		
Without Fouling Out	0	44		
Scoring A Point	2	15		
Double-Figure Scoring	0	2		
With At Least 1 Assist	1	6		

▶ ALLEN CAREER STATISTICS

Year	G-GS	Min.-Avg.	FG-FGA	Pct.	3P-3PA	Pct.	FT-FTA	Pct.	OR	DR	Reb	Avg.	PF-D	AT	TO	BS	ST	Pts	Avg.
13-14	29-1	306-10.6	25-60	.417	0-0	.000	23-43	.535	15	19	34	1.2	44-1	11	14	10	18	73	2.5
14-15	33-0	396-12.0	30-73	.411	2-10	.200	23-34	.676	19	37	56	1.7	58-1	14	21	8	19	85	2.6
15-16	18-9	418-23.2	33-92	.359	15-53	.283	38-54	.704	10	34	44	2.4	42-1	21	25	12	17	119	6.6
Totals	80-10	1,120-14.0	88-225	.391	17-63	.270	84-131	.641	44	90	134	1.7	144-3	46	60	30	54	277	3.5

SEASON / CAREER HIGHS

Points

Season 9 vs. SD Christian (11-18-15)
 Career 9 vs. SD Christian (11-18-15)

Rebounds

Season 4 vs. Nicholls (12-10-15)
 Career 4 vs. Nicholls (12-10-15)

Assists

Season 4 vs. Nicholls (12-10-15)
 Career 4 vs. Nicholls (12-10-15)

Field Goals

Season 3 vs. SD Christian (11-18-15)
 Career 3 vs. SD Christian (11-18-15)

Field Goals Attempted

Season 3 vs. Little Rock (11-21-15)
 3 vs. SD Christian (11-18-15)
 3 at Utah (11-16-15)
 3 vs. Illinois State (11-13-15)
 Career 3 vs. Little Rock (11-21-15)
 3 vs. SD Christian (11-18-15)
 3 at Utah (11-16-15)
 3 vs. Illinois State (11-13-15)
 3 at Fresno State (1-3-15)
 3 vs. SD Christian (12-27-14)

Three-Point Field Goals

Season
 Career 1 at Fresno State (1-3-15)
 1 vs. Ball State (12-20-14)
 1 at Fresno State (3-1-14)

Three-Point FG Attempted

Season 1 vs. Little Rock (11-21-15)
 1 vs. Illinois State (11-13-15)
 Career 1 vs. Little Rock (11-21-15)
 1 vs. Illinois State (11-13-15)
 1 vs. Ball State (12-20-14)
 1 at Fresno State (3-1-14)

Free Throws

Season 3 vs. SD Christian (11-18-15)
 Career 3 vs. SD Christian (11-18-15)

Free Throws Attempted

Season 3 vs. SD Christian (11-18-15)
 Career 3 at Fresno State (3-1-14)

Steals

Season 2 vs. Nicholls (12-10-15)
 2 vs. Little Rock (11-21-15)
 Career 2 vs. Nicholls (12-10-15)
 2 vs. Little Rock (11-21-15)
 2 vs. SD Christian (12-27-14)
 2 vs. UC Riverside (12-22-14)

Blocked Shots

Season
 Career 1 vs. San José State (2-25-14)
 1 vs. Coll. of Charleston (11-28-13)

Minutes Played

Season 17 vs. SD Christian (11-18-15)
 Career 18 at Fresno State (1-3-15)



11 • D'ERRYL WILLIAMS

GUARD • 6-3 • 195 • JUNIOR - 2L
 SACRAMENTO, CALIF. (SHELDON HIGH)

Quick Hits

- * Averaging a career-high 8.1 minutes and has scored more points in a single season than his previous two seasons.
- * Has committed only 20 turnovers in his career (361 minutes).
- * Set career highs in scoring, rebounding, steals, field-goal percentage, three-pointers and minutes played last season.

Season Highlights

- * Played 12 minutes and finished with three points and two boards vs. Illinois State (11-13-15).
- * Matched his then-career high with six points in eight minutes at No. 16/16 Utah (11-16-15).
- * Set a career high with nine points on 3-of-3 shooting in 17 minutes vs. San Diego Christian (11-18-15).
- * Had a career-high two steals vs. Little Rock (11-21-15).
- * Recorded his first assist of the season vs. San Diego (12-6-15).
- * Finished with a career-high four rebounds, four assists, which was a game high, and two steals vs. Nicholls (12-10-15).

2015-16 GAME-BY-GAME STATISTICS

Opponent	GS	FG	3FG	FT	O-D-R	PF	TP	A	TO	B	S	MP
Illinois State	1-3	0-1	1-2	0-2-2	2	3	0	2	0	0	0	12
at Utah	2-3	0-0	2-2	1-0-1	2	6	0	1	0	0	0	8
San Diego Christian	3-3	0-0	3-3	0-1-1	2	9	0	0	0	1	1	17
Little Rock	1-3	0-1	0-1	0-0-0	1	2	0	0	0	2	9	
East Carolina	0-1	0-0	1-2	0-1-1	1	1	0	0	0	0	0	8
vs. California	0-0	0-0	0-0	0-0-0	0	0	0	1	0	0	0	1
vs. West Virginia	0-0	0-0	0-0	0-0-0	3	0	0	3	0	0	0	7
at Long Beach State	DNP - CD											
vs. San Diego	0-0	0-0	0-0	0-1-1	1	0	1	1	0	0	0	13
Biola	0-2	0-0	1-2	0-1-1	1	1	0	0	0	0	0	11
Nicholls	0-0	0-0	0-0	0-4-4	1	0	4	1	0	2	14	
Grand Canyon	0-0	0-0	0-2	0-0-0	0	0	0	0	0	0	0	2
Kansas	0-1	0-0	0-0	0-1-1	0	0	0	0	0	0	0	2
Wyoming	DNP - CD											
at Utah State	DNP - CD											
San José State	0-0	0-0	0-0	0-0-0	0	0	0	0	0	0	0	1
at Colorado State	DNP - CD											
at Boise State	DNP - CD											
Fresno State												
Utah State												
at Nevada												
at UNLV												
Colorado State												
New Mexico												
at Fresno State												
Air Force												
at San José State												
at Wyoming												
Boise State												
at New Mexico												
UNLV												

MISCELLANEOUS STATS / SAN DIEGO STATE RECORD

Category	2015-16 Season		Career Games	Career SDSU W/L
	Games	SDSU W/L		
Double-Figure Scoring	0	0-0	0	0-0
20-Point Games	0	0-0	0	0-0
Led SDSU in Scoring	0	0-0	0	0-0
Led SDSU in Rebounding	0	0-0	0	0-0
Led SDSU in Assists	1	1-0	3	2-1
Multiple 3FG	0	0-0	0	0-0
Multiple Steals	2	1-1	4	3-1
One Turnover or Less	11	6-5	47	37-10
Consecutive Games	Current	Long		
Consecutive Games Played	0	7		
One Turnover or Less	11	25		
Scoring A Point	0	5		
Double-Figure Scoring	0	0		
With At Least 1 Assist	0	2		

► WILLIAMS CAREER STATISTICS

Year	G-GS	Min.-Avg.	FG-FGA	Pct.	3P-3PA	Pct.	FT-FTA	Pct.	OR	DR	Reb	Avg.	PF-D	AT	TO	BS	ST	Pts	Avg.
13-14	20-0	127-6.4	4-12	.333	1-1	1.000	4-9	.444	3	8	11	0.6	17-0	8	3	2	0	13	0.7
14-15	17-0	129-7.6	8-14	.571	2-3	.667	1-2	.500	3	9	12	0.7	12-0	7	8	0	10	19	1.1
15-16	13-0	105-8.1	7-16	.438	0-2	.000	8-14	.571	1	11	12	0.9	14-0	5	9	0	5	22	1.7
Totals	50-0	361-7.2	19-42	.452	3-6	.500	13-25	.520	7	28	35	0.7	43-0	20	20	2	15	54	1.1

SEASON / CAREER HIGHS

Points

Season 19 at Colorado State (1-13-16)
Career 19 at Colorado State (1-13-16)

Rebounds

Season 7 vs. Grand Canyon (12-18-15)
7 at Utah (11-16-15)
Career 7 vs. Grand Canyon (12-18-15)
7 at Utah (11-16-15)
7 at Fresno State (1-3-15)

Assists

Season 5 at Colorado State (1-13-16)
Career 5 at Colorado State (1-13-16)
5 at Nevada (2-4-15)

Field Goals

Season 8 at Colorado State (1-13-16)
Career 8 at Colorado State (1-13-16)

Field Goals Attempted

Season 17 at Colorado State (1-13-16)
Career 17 at Colorado State (1-13-16)

Three-Point Field Goals

Season 4 at Long Beach State (12-1-15)
Career 4 at Long Beach State (12-1-15)

Three-Point FG Attempted

Season 8 at Colorado State (1-13-16)
Career 8 at Colorado State (1-13-16)

Free Throws

Season 4 vs. West Virginia (11-27-15)
4 at Utah (11-16-15)
Career 9 at Wyoming (1-14-15)

Free Throws Attempted

Season 7 at Utah (11-16-15)
Career 12 vs. St. John's (3-20-15)

Steals


Season 3 vs. Nicholls (12-10-15)
Career 3 vs. Nicholls (12-10-15)

Blocked Shots

Season 1 vs. San José State (1-6-16)
1 vs. Grand Canyon (12-18-15)
1 at Long Beach State (12-1-15)
Career 1 vs. San José State (1-6-16)
1 vs. Grand Canyon (12-18-15)
1 at Long Beach State (12-1-15)
1 at Boise State (2-8-15)
1 vs. UC Riverside (12-22-14)
1 vs. Pittsburgh (11-25-14)

Minutes Played

Season 37 at Colorado State (1-13-16)
Career 37 at Colorado State (1-13-16)



12 • TREY KELL

GUARD • 6-4 • 210 • SOPHOMORE - 11
SAN DIEGO, CALIF. (ST. AUGUSTINE HIGH)

Quick Hits

- * Averaging 5.1 rebounds in his last seven games.
- * Scored in double figures in eight of his last 11 games (11.1 ppg; 122 points), including a career-high five straight (13.4 ppg; 67 points).
- * Started every game and scored in double figures 10 times this season.
- * Six of his 10 double-figure scoring games this year have come away from home.
- * Averaging 31.9 minutes over his last seven games (223 minutes).
- * Grabbed at least four rebounds in eight straight games (five times with at least five rebounds).

Season Highlights

- * In a then-career-high 31 minutes at No. 16/16 Utah (11-16-15), he matched what was his personal best with 15 points and seven rebounds.
- * Matched his then-career high with 15 points on a season-high six field goals, including a personal-record three three-pointers vs. East Carolina (11-23-15).
- * Made a career-high four three-pointers, all in the second half (4-5), and finished with 13 points and a season-high three assists at Long Beach State (12-1-15).
- * Led the team with 14 points, while adding six rebounds and two assists vs. San Diego (12-6-15).
- * Scored a then-career-high 15 points and had a game- and personal-best three steals vs. Nicholls (12-10-15).
- * Pulled down a career-high-tying seven rebounds to go with seven points vs. Grand Canyon (12-18-15).
- * Knocked down a pair of three-pointers en route to 14 points vs. Wyoming (12-30-15).
- * Registered 13 points and six rebounds in a career-high 35 minutes at Utah State (1-2-16).
- * Recorded 10 points, four rebounds and two assists vs. San José State (1-6-16).
- * Scored a game- and career-high 19 points on a personal-best eight field goals, snatched five rebounds and matched his career high with a game-high five assists at Colorado State (1-13-16).
- * Set a career high with his fifth straight double-figure scoring performance (11 points) at Boise State (1-16-16).

2015-16 GAME-BY-GAME STATISTICS

Opponent	GS	FG	3FG	FT	O-D-R	PF	TP	A	TO	B	S	MP
Illinois State	*	1-2	0-1	0-0	0-1-1	5	2	0	3	0	0	9
at Utah	*	5-15	1-4	4-7	1-6-7	0	15	2	2	0	0	31
San Diego Christian	*	0-3	0-2	0-0	0-2-2	0	0	1	1	0	0	13
Little Rock	*	0-3	0-2	1-2	1-1-2	1	1	1	2	0	0	23
East Carolina	*	6-11	3-6	0-2	0-2-2	2	15	2	1	0	1	27
vs. California	*	2-7	1-1	0-0	1-2-3	3	5	2	2	0	0	26
vs. West Virginia	*	1-4	0-1	4-6	0-2-2	2	6	1	1	0	0	24
at Long Beach State	*	4-9	4-7	1-3	0-3-3	1	13	3	4	1	1	33
vs. San Diego	*	5-15	3-6	1-2	1-5-6	2	14	2	0	0	0	34
Biola	*	0-3	0-2	0-0	1-0-1	0	0	1	0	0	0	12
Nicholls	*	6-9	3-4	0-0	0-4-4	1	15	1	1	0	3	22
Grand Canyon	*	2-10	0-5	3-4	0-7-7	0	7	0	1	1	1	31
Kansas	*	1-6	1-2	3-3	1-4-5	0	6	2	1	0	2	26
Wyoming	*	5-11	2-3	2-4	1-3-4	2	14	1	3	0	0	31
at Utah State	*	5-13	2-6	1-2	1-5-6	2	13	1	2	0	1	35
San José State	*	4-11	1-4	1-1	0-4-4	2	10	2	2	1	0	32
at Colorado State	*	8-17	1-8	2-2	1-4-5	3	19	5	0	0	1	37
at Boise State	*	5-12	1-5	0-0	0-5-5	2	11	1	4	0	1	31
Fresno State												
Utah State												
at Nevada												
at UNLV												
Colorado State												
New Mexico												
at Fresno State												
Air Force												
at San José State												
at Wyoming												
Boise State												
at New Mexico												
UNLV												

MISCELLANEOUS STATS / SAN DIEGO STATE RECORD

Category	2015-16 Season		Career Games	Career SDSU W/L
	Games	SDSU W/L		
Double-Figure Scoring	10	8-2	17	13-4
Double-Figure Assists	0	0-0	0	0-0
Double-Doubles	0	0-0	0	0-0
Led SDSU in Scoring	3	2-1	5	3-2
Led SDSU in Rebounding	1	0-1	2	0-2
Led SDSU in Assists	3	1-2	9	6-3
15+ Point Games	4	3-1	5	4-1
5+ Assist Games	1	1-0	2	2-0
Consecutive Games	Current	Long		
Double-Figure Scoring	5	5		
With At Least 1 Assist	6	11		
Played 30 or More Minutes	5	5		
Consecutive Made FTs	4	10		

► KELL CAREER STATISTICS

Year	G-GS	Min.-Avg.	FG-FGA	Pct.	3P-3PA	Pct.	FT-FTA	Pct.	OR	DR	Reb	Avg.	PF-D	AT	TO	BS	ST	Pts	Avg.
14-15	35-15	709-20.3	62-186	.333	15-68	.221	58-91	.637	19	79	98	2.8	33-0	56	38	3	20	197	5.6
15-16	18-18	477-26.5	60-161	.373	23-69	.333	23-38	.605	9	60	69	3.8	28-1	28	30	3	11	166	9.2
Totals	53-33	1,186-22.4	122-347	.352	38-137	.277	81-129	.628	28	139	167	3.2	61-1	84	68	6	31	363	6.8

SEASON / CAREER HIGHS

Points	Season 19 at Utah (11-16-15)
Career 21 vs. St. Katherine (12-27-13)	

Rebounds	Season 11 vs. Wyoming (12-30-15)
Career 11 vs. Wyoming (12-30-15)	
11 vs. Colorado State (2-14-15)	

Assists	Season 6 vs. San José State (1-6-16)
Career 7 vs. Fresno State (1-9-13)	

Field Goals	Season 7 at Utah State (1-2-16)
Career 8 vs. Colorado State (3-13-15)	

Field Goals Attempted	Season 16 at Utah State (1-2-16)
Career 17 vs. Boise State (2-28-15)	

Three-Point Field Goals	Season 2 at Utah (1-2-15)
Career 3 vs. Nevada (2-23-13)	

Three-Point FG Attempted	Season 4 vs. San José State (1-6-16)
Career 4 vs. San José State (1-6-16)	
4 vs. Washington (12-8-13)	
4 vs. Nevada (2-23-13)	

Free Throws	Season 10 vs. East Carolina (11-23-15)
Career 10 vs. East Carolina (11-23-15)	
10 vs. Creighton (11-29-13)	
10 vs. UNLV (1-16-13)	

Free Throws Attempted	Season 15 vs. East Carolina (11-23-15)
Career 15 vs. East Carolina (11-23-15)	

Steals	Season 5 at Utah State (1-2-16)
Career 5 at Utah State (1-2-16)	
5 vs. St. Katherine (12-27-13)	

Blocked Shots	Season 2 at Utah (11-16-15)
Career 3 vs. Boise State (3-13-13)	

Minutes Played	Season 35 at Boise State (1-16-16)
Career 40 vs. Brigham Young (11-24-14)	

SDSU CAREER RANKINGS

	No.	All-Time	DI Era
Points	1,162	20	16
Rebounds	569		14
Assists	239	18	18
FT Made	356	8	6
FG Made	385		18
Games Played	119	1-7	1-7
Games Started	81		1-14
Minutes Played	2,954		13
Wins	88		5



13 • WINSTON SHEPARD

FORWARD • 6-8 • 210 • SENIOR - 3L

HOUSTON, TEXAS (FINDLAY PREP)

PRESEASON ALL-MOUNTAIN WEST, LAS VEGAS INVITATIONAL ALL-TOURNAMENT

Career Trends

- * San Diego State is 16-0 (100.0 pct.) when Shepard has 8+ rebounds.
- * San Diego State is 26-2 (92.9 pct.) when Shepard has 7+ free throw attempts.
- * San Diego State is 30-3 (90.9 pct.) at home when Shepard scores 10+ points.
- * San Diego State is 40-7 (85.1 pct.) when Shepard has 5+ free throw attempts.
- * San Diego State is 22-4 (84.6 pct.) when Shepard has 7+ points and 1 turnover or less.

Quick Hits

- * Only player in school history with 1,000+ points, 500+ rebounds and 225+ assists (assists were kept beginning in 1972-73). One of 15 active players with those totals.
- * Scored 72 points in his last five games (14.4 ppg), his highest total in four consecutive games since scoring 79 points from Feb. 11-Feb. 28, 2015.
- * Last five games: 14.4 ppg, 7.0 rpg, 3.2 apg, 1.6 spg, 6.6 FTA.
- * Recorded consecutive games (at Utah State and San José State) with 16+ points, 5+ rebounds and 5+ assists. Has three such games in his career. Only Brandon Heath (7), Jamaal Franklin (6) and Lorenzo Wade (5) have more in the Fisher Era.
- * Became one of just five players in the nation this season to record a game with at least 18+ points, 6+ rebounds, 5+ assists and 5+ steals with his effort at Utah State (1-2-16). It marked the third time in the last 20 seasons an SDSU player turned in the aforementioned line. It was the second time he accomplished the feat (vs. St. Katherine, Dec. 27, 2013) (the only other player was Jamaal Franklin).
- * Last 13 games: 48-for-63 (76.2 percent) from the free-throw line.
- * San Diego State has won eight consecutive games in which he has scored double figures (dates back to Nov. 16 loss at No. 16/16 Utah).

Season Highlights

- * Reached and went beyond the 1,000-point scoring mark at Utah (11-16-15) as he needed 12 to reach the plateau and finished with 19. ... He is the 30th player in school history to score 1,000 career points.
- * With 1,124 career points, he ranks 20th all-time in school history. D.J. Gay is 19th with 1,178.

SDSU CAREER SCORING CHART

Pl.	Name, Seasons	Points
1.	Brandon Heath, 2004-05-06-07	2,189
2.	Michael Cage, 1981-82-83-84	1,846

15.	Lorenzo Wade, 2007-08-09	1,200
16.	Will Connelly, 1975-76-77	1,188

Von Jacobsen, 1969-70-71		
18.	Jamaal Franklin, 2011-12-13	1,181
19.	D.J. Gay, 2008-09-10-11	1,178
20.	Winston Shepard, 2013-14-15-16	1,162

MOST GAMES W/16+ POINTS, 5+ REBOUNDS AND 5+ ASSISTS / FISHER ERA (44x total)

Pl.	Name, Seasons	Games
1.	Brandon Heath, 2004-05-06-07	7
2.	Jamaal Franklin, 2011-12-13	6
3.	Lorenzo Wade, 2007-08-09	5
4.	Winston Shepard, 2013-14-15-16	4

Tony Bland, 2002-03		
6.	Xavier Thames, 2012-13-14	3

Kawhi Leonard, 2010-11		

* Named to the Continental Tire Las Vegas Invitational all-tournament team.

* Scored a team-high 19 points and also led the team in rebounds (7), blocked shots (2) and steals (2) at No. 16/16 Utah (11-16-15). ... Surpassed 1,000 career points in the game.

* Registered a team-high 16 points helped by a career-high 10 free throws vs. East Carolina (11-23-15).

* Scored all of his team-high 15 points in the second half to go with a team-high four assists and zero turnovers vs. No. 14/13 California (11-26-15).

* Posted his first double-double of the season with 13 points and a season-high 10 rebounds vs. Nicholls (12-10-15).

* Returned to the starting lineup vs. No. 2/3 Kansas (12-22-15) and recorded nine points, six rebounds and two assists.

* Recorded a game-high 16 points and a career-high 11 rebounds in a season-high 31 minutes vs. Wyoming (12-30-15).

* Led the team with 18 points, five assists and a career-high five steals, and had six rebounds at Utah State (1-2-16).

* Had 17 points and a season-high six assists vs. San José State (1-6-16), marking the first time he scored at least 16 points in three straight games in his career.

* Put up team bests in points (13), rebounds (10) and assists (4) at Boise State (1-16-16).

2015-16 GAME-BY-GAME STATISTICS

Opponent	GS	FG	3FG	FT	O-D-R	PF	TP	A	TO	B	S	MP
Illinois State	*	1-4	0-0	2-2	2-6-8	2	4	0	1	0	0	28
at Utah	*	6-9	2-3	5-6	1-6-7	4	19	0	3	2	2	25
San Diego Christian	DNP - Injured											
Little Rock	*	0-6	0-2	0-1	0-5-5	3	0	2	4	0	1	26
East Carolina		3-3	0-0	10-15	2-4-6	1	16	2	1	0	0	22
vs. California		6-10	1-1	2-2	0-5-5	4	15	4	0	0	0	27
vs. West Virginia		1-7	0-0	2-2	0-2-2	1	4	1	1	1	2	24
at Long Beach State		0-3	0-2	8-8	0-4-4	0	8	2	1	0	1	23
vs. San Diego		1-5	0-1	3-4	1-3-4	2	5	3	1	0	0	24
Biola		4-6	0-1	3-4	1-4-5	0	11	2	5	1	0	25
Nicholls		5-11	0-1	3-4	3-7-10	0	13	1	3	0	0	19
Grand Canyon		1-4	0-0	0-0	1-1-2	2	2	2	1	1	0	16
Kansas	*	3-8	0-0	3-6	4-2-6	1	9	2	2	0	0	26
Wyoming	*	5-13	0-3	6-7	5-6-11	3	16	1	3	0	0	31
at Utah State	*	7-16	1-1	3-6	4-2-6	2	18	5	4	1	5	31
San José State	*	5-11	1-4	6-8	0-5-5	0	17	6	1	0	2	29
at Colorado State	*	2-9	0-1	4-5	2-1-3	1	8	0	1	0	0	27
at Boise State	*	4-11	0-1	5-7	3-7-10	1	13	4	2	0	1	35
Fresno State												
Utah State												
at Nevada												
at UNLV												
Colorado State												
New Mexico												
at Fresno State												
Air Force												
at San José State												
at Wyoming												
Boise State												
at New Mexico												
UNLV												

MISCELLANEOUS STATS / SAN DIEGO STATE RECORD

Category	2015-16 Season		Career Games	Career SDSU W/L
	Games	SDSU W/L		
Double-Figure Scoring	9	8-1	62	49-13
20-Point Games	0	0-0	3	3-0
Double-Doubles	3	3-0	6	6-0
Lead SDSU in Scoring	6	5-1	25	18-7
Lead SDSU in Rebounding	4	3-1	21	18-3
Lead SDSU in Assists	9	5-4	36	26-10
Multiple Assists	11	7-4	67	53-14
Multiple 3FGM	1	0-1	4	3-1
One Turnover or Less	9	6-3	45	33-12
Consecutive Games	Current	Long		
Consecutive Games Played	15	65		
Without Fouling Out	38	80		
Scoring A Point	14	104		
Double-Figure Scoring	1	6		
With At Least 1 3FGM	0	6		

► SHEPARD CAREER STATISTICS

Year	G-GS	Min.-Avg.	FG-FGA	Pct.	3P-3PA	Pct.	FT-FTA	Pct.	OR	DR	Reb	Avg.	PF-D	AT	TO	BS	ST	Pts	Avg.
12-13	31-2	629-20.3	57-145	.393	7-28	.250	57-99	.576	30	80	110	3.5	39-0	61	63	12	13	178	5.7
13-14	35-34	932-26.6	136-330	.412	7-38	.184	128-202	.634	59	111	170	4.9	45-0	74	80	12	35	407	11.6
14-15	36-36	955-26.5	138-339	.407	17-57	.298	106-158	.671	64	126	190	5.3	54-1	67	88	10	22	399	11.1
15-16	17-9	438-25.8	54-136	.397	5-21	.238	65-87	.747	29	70	99	5.8	27-0	37	34	6	14	178	10.5
Totals	119-81	2,954-24.8	385-950	.405	36-144	.250	356-546	.652	182	387	569	4.8	165-1	239	265	40	84	1,162	9.8

CAREER HIGHS

Points

Career 17 vs. San José State (1-6-16)

Rebounds

Career 11 vs. Grand Canyon (12-18-15)

Assists

Career 4 vs. Kansas (12-22-15)

Field Goals

Career 5 vs. San José State (1-6-16)
5 at Utah State (1-2-16)
5 vs. Kansas (12-22-15)
5 vs. Biola (12-7-15)

Field Goals Attempted

Career 10 vs. California (11-26-15)

Three-Point Field Goals

Career 1 vs. Biola (12-7-15)
1 vs. East Carolina (11-23-15)

Three-Point FG Attempted

Career 3 vs. Biola (12-7-15)

Free Throws

Career 7 vs. San José State (1-6-16)
7 vs. Nicholls (12-10-15)
7 vs. California (11-26-15)
7 vs. SD Christian (11-18-15)

Free Throws Attempted

Career 10 vs. Nicholls (12-10-15)

Steals

Career 2 vs. Grand Canyon (12-18-15)

Blocked Shots

Career 2 vs. San Diego (12-6-15)

Minutes Played

Career 29 vs. Kansas (12-22-15)
29 vs. Grand Canyon (12-18-15)



14 • ZYLAN CHEATHAM

FORWARD • 6-9 • 215 • FRESHMAN - RS
PHOENIX, ARIZ. (SOUTH MOUNTAIN HIGH)

Quick Hits

- * Shot 50 percent or better in all but seven games this season.
- * Has three double-digit rebounding performances, which is tied for tops on the team (Winston Shepard).
- * Committed only 30 fouls in his last 16 games since being whistled for nine in his first two games.
- * Started the last 14 games.
- * Had at least one steal in a season-high six straight games until it was broken at Utah State (1-2-16).

Season Highlights

- * Finished with six points, four rebounds and one assist vs. Illinois State (11-13-15), which marked his first career game as an Aztec.
- * Grabbed a team-high seven rebounds in eight minutes at No. 16/16 Utah (11-16-15).
- * Posted 13 points, a team-high eight rebounds and two assists in 26 minutes vs. San Diego Christian (11-18-15).
- * Matched his career high with two assists and had his first career blocked shot vs. Little Rock (11-21-15).
- * Started his first career game and nearly missed a double-double with nine points and a team-high eight rebounds vs. East Carolina (11-23-15).
- * Posted his first double-double with 13 points and 10 rebounds vs. No. 14/13 California (11-26-15).
- * Blocked a career-high two shots vs. San Diego (12-6-15).
- * Led the team in scoring for the first time with a then-career-high 16 points and pulled down six rebounds vs. Biola (12-7-15).
- * Recorded a career-high 11 rebounds and had a career-high two steals vs. Grand Canyon (12-18-15).
- * Led the team in scoring (12), rebounding (8) and assists (career-high 4) vs. No. 2/3 Kansas (12-22-15).
- * Made five of seven shots en route to 13 points at Utah State (1-2-16).
- * Went 5-for-7 from the field for the second straight game and made a career-high seven free throws before finishing with a career-high 17 points vs. San José State (1-6-16).
- * Shared team-high honors with Winston Shepard as both had 10 rebounds at Boise State (1-16-16).

2015-16 GAME-BY-GAME STATISTICS

Opponent	GS	FG	3FG	FT	O-D-R	PF	TP	A	TO	B	S	MP
Illinois State	1-1	0-0	4-9	0-4-4	4	6	1	2	0	0	18	
at Utah	2-4	0-0	0-0	2-5-7	5	4	1	0	0	0	8	
San Diego Christian	3-6	0-2	7-9	3-5-8	1	13	2	2	0	1	26	
Little Rock	1-2	0-0	3-4	0-4-4	2	5	2	1	1	0	17	
East Carolina	* 3-6	1-1	2-2	3-5-8	1	9	1	2	0	1	22	
vs. California	* 3-10	0-0	7-8	2-8-10	1	13	2	2	1	1	28	
vs. West Virginia	* 3-8	0-1	1-2	0-4-4	4	7	0	5	1	0	23	
at Long Beach State	* 3-3	0-0	3-4	1-3-4	5	9	0	1	0	0	15	
vs. San Diego	* 1-3	0-0	2-2	1-3-4	0	4	1	3	2	1	19	
Biola	* 5-8	1-3	5-6	1-5-6	1	16	1	3	0	1	25	
Nicholls	* 1-3	0-0	7-10	0-4-4	1	9	2	2	0	1	19	
Grand Canyon	* 3-4	0-0	1-4	3-8-11	2	7	0	2	0	2	29	
Kansas	* 5-8	0-1	2-5	3-5-8	2	12	4	2	1	1	29	
Wyoming	* 2-7	0-2	0-0	2-2-4	1	4	1	0	1	1	21	
at Utah State	* 5-7	0-1	3-4	2-1-3	4	13	0	2	0	0	22	
San José State	* 5-7	0-0	7-9	1-2-3	2	17	2	0	0	0	25	
at Colorado State	* 0-1	0-1	0-0	1-2-3	2	0	1	1	0	0	18	
at Boise State	* 3-9	0-0	1-2	4-6-10	1	7	1	2	0	0	19	
Fresno State												
Utah State												
at Nevada												
at UNLV												
Colorado State												
New Mexico												
at Fresno State												
Air Force												
at San José State												
at Wyoming												
Boise State												
at New Mexico												
UNLV												

MISCELLANEOUS STATS / SAN DIEGO STATE RECORD

Category	2015-16 Season	
	Games	SDSU W/L
Double-Figure Scoring	6	5-1
Double-Figure Rebounds	3	2-1
Double-Doubles	1	1-0
Led SDSU in Scoring	2	1-1
Led SDSU in Rebounding	7	4-3
Led SDSU in Assists	2	0-2
15+ Point Games	2	2-0
15+ Rebound Games	0	0-0
Consecutive Games	Current	Long
Double-Figure Scoring	0	2
With At Least 1 Assist	3	6
Played 30 or More Minutes	0	0
Consecutive Made FTs	1	8

CHEATHAM CAREER STATISTICS

Year	G-GS	Min.-Avg.	FG-FGA	Pct.	3P-3PA	Pct.	FT-FTA	Pct.	OR	DR	Reb	Avg.	PF-D	AT	TO	BS	ST	Pts	Avg.
15-16	18-14	383-21.3	49-97	.505	2-12	.167	55-80	.688	29	76	105	5.8	39-2	22	32	7	10	155	8.6

CAREER HIGHS

Points

Career 11 vs. Nicholls (12-10-15)

Rebounds

Career 3 vs. Nicholls (12-10-15)
3 vs. Illinois State (11-13-15)

Assists

Career 2 vs. Nicholls (12-10-15)

Field Goals

Career 4 vs. Nicholls (12-10-15)
4 at Long Beach State (12-1-15)

Field Goals Attempted

Career 10 vs. Nicholls (12-10-15)

Three-Point Field Goals

Career 3 vs. Nicholls (12-10-15)
3 vs. Little Rock (11-21-15)

Three-Point FG Attempted

Career 7 vs. Nicholls (12-10-15)
7 vs. Illinois State (11-13-15)

Free Throws

Career 2 vs. Illinois State (11-13-15)

Free Throws Attempted

Career 2 vs. Illinois State (11-13-15)

Steals

Career 2 vs. Nicholls (12-10-15)
2 vs. Illinois State (11-13-15)

Blocked Shots

Career 1 vs. Grand Canyon (12-18-15)
1 vs. Nicholls (12-10-15)
1 vs. East Carolina (11-23-15)

Minutes Played

Career 21 vs. Kansas (12-22-15)



15 • BEN PEREZ

GUARD • 6-3 • 175 • FRESHMAN - HS
SAN MARCOS, CALIF. (AIR FORCE PREP ACADEMY)

Quick Hits

- * Has scored in a season-long nine straight games.
- * Made at least one three-pointer in four straight games, which was a personal-long until it was broken vs. Wyoming (12-30-15).
- * Made multiple three-pointers in three of his last eight outings in which he attempted one.
- * Became the first player since John Sharper in 2005 to reach double figures in scoring with four or fewer field-goal attempts and zero free throws made when he accomplished the feat at Long Beach State (12-1-15).

Season Highlights

- * Had seven points, three rebounds and two steals in his first game as an Aztec vs. Illinois State (11-13-15).
- * Knocked down a pair of three-pointers to finish with six points in a then-career-high 20 minutes vs. San Diego Christian (11-18-15).
- * Scored nine points on a trio of three-pointers vs. Little Rock (11-21-15).
- * Had a then-career-high 10 points on 4-for-4 shooting (2-2 3FG) in 13 minutes at Long Beach State (12-1-15).
- * Posted a career-high 11 points, making a career-high three three-pointers, and added a personal-best two assists and two steals vs. Nicholls (12-10-15).
- * Scored eight points in a career-high 21 minutes off the bench vs. No. 2/3 Kansas (12-22-15).

2015-16 GAME-BY-GAME STATISTICS

Opponent	GS	FG	3FG	FT	O-D-R	PF	TP	A	TO	B	S	MP
Illinois State	2-8	1-7	2-2	1-2-3	1	7	0	0	0	2	2	19
at Utah	0-0	0-0	0-0	0-1-1	0	0	0	0	0	0	0	2
San Diego Christian	2-6	2-4	0-0	0-0-0	3	6	0	3	0	1	20	
Little Rock	3-6	3-6	0-0	0-1-1	1	9	0	0	0	0	19	
East Carolina	0-5	0-4	0-0	1-1-2	0	0	0	0	1	1	15	
vs. California	0-0	0-0	0-0	0-0-0	1	0	0	0	0	0	3	
vs. West Virginia	0-0	0-0	0-1	0-0-0	0	0	0	0	0	0	1	
at Long Beach State	4-4	2-2	0-0	1-0-1	2	10	0	1	0	1	13	
vs. San Diego	DNP - Injured											
Biola	DNP - Injured											
Nicholls	4-10	3-7	0-0	0-3-3	1	11	2	0	1	2	18	
Grand Canyon	1-4	1-3	0-0	0-0-0	1	3	0	1	1	0	13	
Kansas	3-6	2-3	0-0	1-0-1	1	8	0	0	0	0	21	
Wyoming	1-5	0-4	0-0	1-1-2	0	2	1	2	0	0	14	
at Utah State	1-2	0-1	0-0	1-1-2	0	2	0	0	0	0	12	
San José State	1-5	1-5	0-0	0-0-0	1	3	0	0	0	1	13	
at Colorado State	1-3	0-2	0-0	0-0-0	0	2	1	1	0	0	7	
at Boise State	1-1	0-0	0-0	0-0-0	0	2	0	0	0	0	4	
Fresno State												
Utah State												
at Nevada												
at UNLV												
Colorado State												
New Mexico												
at Fresno State												
Air Force												
at San José State												
at Wyoming												
Boise State												
at New Mexico												
UNLV												

MISCELLANEOUS STATS / SAN DIEGO STATE RECORD

Category	2015-16 Season	
	Games	SDSU W/L
Double-Figure Scoring	2	2-0
Double-Figure Assists	0	0-0
Double-Doubles	0	0-0
Led SDSU in Scoring	0	0-0
Led SDSU in Rebounding	0	0-0
Led SDSU in Assists	0	0-0
15+ Point Games	0	0-0
One Turnover or Less	14	9-5
Multiple Three-Pointers	5	3-2
Consecutive Games	Current	Long
Double-Figure Scoring	0	2
With At Least 1 Assist	0	1
Played 30 or More Minutes	0	0
Consecutive Made FTs	0	2

► PEREZ CAREER STATISTICS

Year	G-GS	Min.-Avg.	FG-FGA	Pct.	3P-3PA	Pct.	FT-FTA	Pct.	OR	DR	Reb	Avg.	PF-D	AT	TO	BS	ST	Pts	Avg.
15-16	16-0	194-12.1	24-65	.369	15-48	.313	2-3	.667	6	10	16	1.0	12-0	4	8	3	8	65	4.1

SEASON / CAREER HIGHS

Points

Season
Career 16 at Colorado State (1-24-15)

Rebounds

Season
Career 5 vs. Nevada (3-7-15)
5 vs. UC Riverside (12-22-14)
5 at UNLV (3-14-14)
5 vs. St. Katherine (12-27-13)

Assists

Season
Career 4 vs. St. Katherine (12-27-13)

Field Goals

Season
Career 6 at Colorado State (1-24-15)

Field Goals Attempted

Season
Career 12 vs. Air Force (12-31-14)
12 vs. McNeese State (12-21-13)

Three-Point Field Goals

Season
Career 4 vs. St. John's (3-20-15)
4 at Colorado State (1-24-15)
4 at Fresno State (1-3-15)
4 at UNLV (3-5-14)
4 vs. Utah State (2-18-14)
4 vs. Coll. of Charleston (11-28-13)

Three-Point FG Attempted

Season
Career 12 vs. Air Force (12-31-14)

Free Throws

Season
Career 3 vs. San José State (2-25-14)

Free Throws Attempted

Season
Career 4 vs. Fresno State (1-15-14)
4 vs. St. Katherine (12-27-13)

Steals

Season
Career 3 at Wyoming (1-14-15)

Blocked Shots

Season
Career 3 at Air Force (1-20-15)

Minutes Played

Season
Career 29 at Boise State (2-8-15)



20 • MATT SHRIGLEY

FORWARD • 6-6 • 180 • JUNIOR - 2L
SAN DIEGO, CALIF. (LA COSTA CANYON HIGH)

Quick Hits

- * Began doing controlled environment workouts on Dec. 13, and has started doing more in the last week.
- * Is one of three returning starters and is the team's top returning three-point shooter after making 41 last year.
- * Enters the season with the second-best assist-to-turnover ratio (1.19) behind Trey Kell's 1.47.
- * Has played in all 66 games when healthy and has 81 career three-pointers to his credit.

2015-16 GAME-BY-GAME STATISTICS

Opponent	GS	FG	3FG	FT	O-D-R	PF	TP	A	TO	B	S	MP
Illinois State				DNP - Injured								
at Utah				DNP - Injured								
San Diego Christian				DNP - Injured								
Little Rock				DNP - Injured								
East Carolina				DNP - Injured								
vs. California				DNP - Injured								
vs. West Virginia				DNP - Injured								
at Long Beach State				DNP - Injured								
vs. San Diego				DNP - Injured								
Biola				DNP - Injured								
Nicholls				DNP - Injured								
Grand Canyon				DNP - Injured								
Kansas				DNP - Injured								
Wyoming				DNP - Injured								
at Utah State				DNP - Injured								
San José State				DNP - Injured								
at Colorado State				DNP - Injured								
at Boise State				DNP - Injured								
Fresno State												
Utah State												
at Nevada												
at UNLV												
Colorado State												
New Mexico												
at Fresno State												
Air Force												
at San José State												
at Wyoming												
Boise State												
at New Mexico												
UNLV												

MISCELLANEOUS STATS / SAN DIEGO STATE RECORD

Category	2015-16 Season		Career Games	Career SDSU W/L
	Games	SDSU W/L		
Double-Figure Scoring	0	0-0	13	11-2
20-Point Games	0	0-0	0	0-0
Led SDSU in Scoring	0	0-0	1	1-0
Led SDSU in Rebounding	0	0-0	0	0-0
Led SDSU in Assists	0	0-0	3	1-2
Multiple 3FG	0	0-0	22	18-4
Multiple Steals	0	0-0	7	6-1
One Turnover or Less	0	0-0	51	40-11
Consecutive Games	Current	Long		
Consecutive Games Played	30	36		
Without Fouling Out	66	66		
Scoring A Point	4	11		
Double-Figure Scoring	0	3		
With At Least 1 Assist	0	9		

► SHRIGLEY CAREER STATISTICS

Year	G-GS	Min.-Avg.	FG-FGA	Pct.	3P-3PA	Pct.	FT-FTA	Pct.	OR	DR	Reb	Avg.	PF-D	AT	TO	BS	ST	Pts	Avg.	
13-14	36-3	568-15.8	63-168	.375	40-113	.354	22-33	.667	8	48	56	1.6	54-0	18	17	12	14	188	5.2	
14-15	30-17	632-21.1	53-156	.340	41-126	.325	6-6	1.000	6	43	49	1.6	38-0	31	26	9	24	153	5.1	
15-16																				
Totals	66-20	1,200-18.2	116-324	.358	81-239	.339	28-39	.718	14	91	105	1.6	92-0	49	43	21	38	341	5.2	

SEASON / CAREER HIGHS

Points

Season 14 at Colorado State (1-13-16)
14 vs. SD Christian (11-18-15)
Career 22 at Colorado State (1-24-15)

Rebounds

Season 8 at Long Beach State (12-1-15)
Career 8 at Long Beach State (12-1-15)

Assists

Season 2 vs. Wyoming (12-30-15)
Career 4 vs. San Diego Christian (12-27-14)

Field Goals

Season 2 vs. SD Christian (11-18-15)
Career 9 at Colorado State (1-24-15)

Field Goals Attempted

Season 12 vs. SD Christian (11-18-15)
Career 12 vs. SD Christian (11-18-15)

Three-Point Field Goals

Season 2 at Colorado State (1-13-16)
2 vs. Biola (12-7-15)
2 vs. SD Christian (11-18-15)
Career 4 at Colorado State (1-24-15)

Three-Point FG Attempted

Season 5 at Long Beach State (12-1-15)
5 vs. East Carolina (11-23-15)
5 vs. SD Christian (11-18-15)
Career 5 at Long Beach State (12-1-15)
5 vs. SD Christian (11-18-15)
5 vs. Utah State (1-31-15)

Free Throws

Season 5 vs. West Virginia (11-27-15)
Career 5 vs. West Virginia (11-27-15)

Free Throws Attempted

Season 6 vs. San José State (1-6-16)
6 vs. West Virginia (11-27-15)
Career 6 vs. San José State (1-6-16)
6 vs. West Virginia (11-27-15)

Steals

Season 2 vs. California (11-26-15)
Career 2 vs. California (11-26-15)
2 vs. Bakersfield (11-20-14)

Blocked Shots

Season 2 at Boise State (1-16-16)
2 at Colorado State (1-13-16)
2 vs. Kansas (12-22-15)
Career 3 vs. Nevada (3-7-15)
3 vs. Boise State (2-28-15)

Minutes Played

Season 27 at Long Beach State (12-1-15)
27 at Utah (11-16-15)
Career 28 at Colorado State (1-24-15)



21 • MALIK POPE

FORWARD • 6-10 • 210 • SOPHOMORE - 1L
SACRAMENTO, CALIF. (LAGUNA CREEK HIGH)

JULIUS ERVING SMALL FORWARD OF THE YEAR AWARD WATCH LIST

Quick Hits

- * Four of his six career double-figure scoring efforts came away from Viejas Arena.
- * Has played in every game this season and in 44 straight dating to last season.
- * Averaging 10.0 points in his last three games (11-19 FG, 4-4 3FG).
- * Is shooting 56.5 percent from the floor over his last four games (13-23 FG).

Season Highlights

- * Led the team with a season-high 14 points and added five rebounds vs. San Diego Christian (11-18-15).
- * Pulled down a then-season-high five rebounds vs. East Carolina (11-23-15).
- * Had a career-high two steals vs. No. 14/13 California (11-26-15).
- * Led the team with five rebounds and made a career-high five free throws vs. No. rv/22 West Virginia (11-27-15).
- * Grabbed a career-high eight rebounds to go with nine points at Long Beach State (12-1-15).
- * Knocked down a pair of three-pointers and finished with eight points vs. Biola (12-7-15).
- * Blocked a season-high two shots vs. No. 2/3 Kansas (12-22-15).
- * Had a team- and season-high two assists vs. Wyoming (12-30-15).
- * Posted seven points and four rebounds vs. San José State (1-6-16).
- * Matched his season high with 14 points (2-2 3FG) and two blocked shots at Colorado State (1-13-16).
- * Effective off the bench as he had nine points, six rebounds and a season-high two blocked shots, the last of which denied Boise State a game-tying three-point attempt in the final seconds on the road (1-16-16).

2015-16 GAME-BY-GAME STATISTICS

Opponent	GS	FG	3FG	FT	O-D-R	PF	TP	A	TO	B	S	MP
Illinois State	*	0-4	0-1	1-2	0-3-3	1	1	1	3	1	0	21
at Utah	*	1-8	1-4	1-2	1-3-4	4	4	0	1	1	0	27
San Diego Christian	*	6-12	2-5	0-0	0-5-5	1	14	0	1	1	0	25
Little Rock	*	2-6	0-2	0-0	0-4-4	0	4	0	1	0	0	17
East Carolina		2-8	1-5	0-0	0-5-5	3	5	0	0	1	0	18
vs. California		1-7	0-3	2-2	2-2-4	0	4	1	0	0	2	18
vs. West Virginia		0-4	0-3	5-6	0-5-5	1	5	0	2	0	0	25
at Long Beach State		3-9	1-5	2-3	3-5-8	1	9	1	2	1	0	27
vs. San Diego		3-7	1-2	0-0	0-3-3	0	7	0	1	0	0	18
Biola		3-7	2-3	0-0	1-1-2	1	8	1	2	0	0	21
Nicholls		1-4	0-2	0-0	0-3-3	5	2	1	2	1	0	20
Grand Canyon		1-3	0-2	0-0	0-3-3	2	2	0	0	1	0	14
Kansas		0-3	0-1	2-2	0-2-2	0	2	0	2	2	1	11
Wyoming		1-3	0-2	0-0	0-4-4	3	2	2	0	0	0	11
at Utah State		2-4	0-2	0-4	3-1-4	1	4	0	1	0	0	16
San José State		2-4	1-1	2-6	2-2-4	2	7	0	1	1	0	17
at Colorado State		5-8	2-2	2-2	4-4-4	1	14	0	1	2	0	20
at Boise State		4-7	1-1	0-0	1-5-6	1	9	0	1	2	0	23
Fresno State												
Utah State												
at Nevada												
at UNLV												
Colorado State												
New Mexico												
at Fresno State												
Air Force												
at San José State												
at Wyoming												
Boise State												
at New Mexico												
UNLV												

MISCELLANEOUS STATS / SAN DIEGO STATE RECORD

Category	2015-16 Season Games	SDSU W/L	Career Games	Career SDSU W/L
Double-Figure Scoring	2	2-0	6	4-2
Double-Doubles	0	0-0	0	0-0
Led SDSU in Scoring	1	1-0	3	1-2
Led SDSU in Rebounding	2	1-1	5	3-2
Led SDSU in Assists	1	1-0	4	3-1
15+ Point Games	0	0-0	2	1-1
2+ Assist Games	1	1-0	4	3-1
Consecutive Games	Current	Long		
Double-Figure Scoring	0	1		
With At Least 1 Assist	0	2		
Played 30 or More Minutes	0	0		
Consecutive Made FTs	2	6		

► POPE CAREER STATISTICS

Year	G-GS	Min.-Avg.	FG-FGA	Pct.	3P-3PA	Pct.	FT-FTA	Pct.	OR	DR	Reb	Avg.	PF-D	AT	TO	BS	ST	Pts	Avg.
14-15	31-0	459-14.8	56-123	.455	20-49	.408	27-40	.675	25	59	84	2.7	30-0	19	25	24	8	159	5.1
15-16	18-4	349-19.4	37-108	.343	12-46	.261	17-29	.586	13	60	73	4.1	27-1	7	21	14	3	103	5.7
Totals	49-4	808-16.5	93-231	.403	32-95	.337	44-69	.638	38	119	157	3.2	57-1	26	46	38	11	262	5.3

SEASON / CAREER HIGHS

Points

Season 2 vs. Biola (12-7-15)
 Career 9 at Colorado (12-29-12)

Rebounds

Season 2 vs. Nicholls (12-10-15)
 Career 7 at Rice (12-15-12)

Assists

Season 1 vs. East Carolina (11-23-15)
 Career 2 vs. New Hampshire (2-20-13)
 2 vs. Central Connecticut (11-24-12)

Field Goals

Season 2 vs. Nicholls (12-10-15)
 Career 3 at Colorado (12-29-12)

Field Goals Attempted

Season 2 vs. Nicholls (12-10-15)
 Career 7 at Colorado (12-29-12)

Three-Point Field Goals

Season
 Career 3 at Colorado (12-29-12)

Three-Point FG Attempted

Season 1 vs. Nicholls (12-10-15)
 Career 5 at Albany (2-16-13)
 5 at Colorado (12-29-12)

Free Throws

Season 2 vs. Biola (12-7-15)
 Career 3 at Fairleigh Dickinson (12-9-12)

Free Throws Attempted

Season 2 vs. Biola (12-7-15)
 Career 4 at Fairleigh Dickinson (12-9-12)

Steals

Season
 Career 4 at Colorado (12-29-12)

Blocked Shots

Season
 Career

Minutes Played

Season 2 vs. Nicholls (12-10-15)
 Career 22 vs. Marist (12-22-12)



22 • PARKER U'U

GUARD • 6-5 • 220 • JUNIOR - SQ
 SACRAMENTO, CALIF. (HARTFORD)

Quick Hits

- * Scored and played in two straight games in which he has seen action.
- * Has played in 34 career Division I games.
- * Had three offensive rebounds in eight minutes in 2014-15, which was half of his career total of six (218 minutes) entering the season.
- * Is one of four Aztecs from the Sacramento area.

Season Highlights

- * Saw his first regular-season action vs. East Carolina (11-23-15) and had one assist.
- * Recorded two points and one rebound in one minute of action vs. Biola (12-7-15).
- * Had two points and two rebounds in two minutes vs. Nicholls (12-10-15).

2015-16 GAME-BY-GAME STATISTICS

Opponent	GS	FG	3FG	FT	O-D-R	PF	TP	A	TO	B	S	MP
Illinois State				DNP - CD								
at Utah				DNP - CD								
San Diego Christian				DNP - CD								
Little Rock				DNP - CD								
East Carolina	0-0	0-0	0-0	0-0-0	0	0	1	0	0	0	0	1
vs. California				DNP - CD								
vs. West Virginia				DNP - CD								
at Long Beach State				DNP - CD								
vs. San Diego				DNP - CD								
Biola	0-0	0-0	2-2	0-1-1	0	2	0	0	0	0	0	1
Nicholls	1-2	0-1	0-0	0-2-2	0	2	0	0	0	0	0	2
Grand Canyon				DNP - CD								
Kansas				DNP - CD								
Wyoming				DNP - CD								
at Utah State				DNP - CD								
San José State				DNP - CD								
at Colorado State				DNP - CD								
at Boise State				DNP - CD								
Fresno State												
Utah State												
at Nevada												
at UNLV												
Colorado State												
New Mexico												
at Fresno State												
Air Force												
at San José State												
at Wyoming												
Boise State												
at New Mexico												
UNLV												

MISCELLANEOUS STATS / SAN DIEGO STATE RECORD

Category	2015-16 Season		Career Games	Career SDSU W/L
	Games	SDSU W/L		
Double-Figure Scoring	0	0-0	0	0-0
Led SDSU in Scoring	0	0-0	0	0-0
Led SDSU in Rebounding	0	0-0	0	0-0
Led SDSU in Assists	0	0-0	0	0-0
Multiple Assists	0	0-0	2	0-0
Multiple Steals	0	0-0	2	0-0
Consecutive Games				
Without Fouling Out	25	25		
Consecutive Games Played	0	18		
Scoring A Point	2	3		
Double-Figure Scoring	0	0		
With An Assist	0	1		

► U'U CAREER STATISTICS

* at HARTFORD

Year	G-GS	Min.-Avg.	FG-FGA	Pct.	3P-3PA	Pct.	FT-FTA	Pct.	OR	DR	Reb	Avg.	PF-D	AT	TO	BS	ST	Pts	Avg.
12-13*	29-0	218-7.5	13-45	.289	10-35	.286	5-6	.833	6	25	31	1.1	21-0	6	22	0	10	41	1.4
14-15	2-0	8-4.0	1-7	.143	0-4	.000	0-1	.000	3	3	6	3.0	1-0	0	1	0	0	2	1.0
15-16	3-0	4-1.3	1-2	.500	0-1	.000	2-2	1.000	0	3	3	1.0	0-0	1	0	0	0	4	1.3
Totals	34-0	230-6.8	15-54	.278	10-40	.250	7-9	.778	9	31	40	1.2	22-0	7	23	0	10	47	1.4

SEASON / CAREER HIGHS

Points

Season
Career 6 vs. San José State (2-25-14)

Rebounds

Season
Career 1 vs. San Diego Christian (12-27-14)
1 vs. San José State (2-25-14)
1 vs. St. Katherine (12-27-13)
1 vs. McNeese State (12-21-13)

Assists

Season
Career 1 vs. St. Katherine (12-27-13)

Field Goals

Season
Career 2 vs. San José State (2-25-14)
2 vs. St. Katherine (12-27-13)

Field Goals Attempted

Season 2 vs. Nicholls (12-10-15)
Career 2 vs. Nicholls (12-10-15)
2 vs. San Diego Christian (12-27-14)
2 vs. UC Riverside (12-22-14)
2 vs. San José State (2-25-14)
2 vs. St. Katherine (12-27-13)

Three-Point Field Goals

Season
Career 2 vs. San José State (2-25-14)

Three-Point FG Attempted

Season 1 vs. Nicholls (12-10-15)
1 vs. Biola (12-7-15)
Career 2 vs. San Diego Christian (12-27-14)
2 vs. UC Riverside (12-22-14)
2 vs. San José State (2-25-14)

Free Throws

Season
Career

Free Throws Attempted

Season
Career

Steals

Season 1 vs. Nicholls (12-10-15)
Career 1 vs. Nicholls (12-10-15)

Blocked Shots

Season
Career 1 vs. San Diego Christian (12-27-14)

Minutes Played

Season 2 vs. Nicholls (12-10-15)
Career 4 vs. St. Katherine (12-27-13)



33 • NIKSHA FEDERICO

FORWARD • 6-7 • 190 • JUNIOR - SQ
SAN DIEGO, CALIF. (CATHEDRAL CATHOLIC HIGH)

Quick Hits

* A walk-on who made the team through SDSU's open tryout process prior to the 2013-14 campaign.
* Has played in 12 career games, including a career-high five as a sophomore.

Season Highlights

* Saw his first regular-season action vs. East Carolina (11-23-15).
* Attempted a three-pointer vs. Biola (12-7-15).
* Recorded his first career steal vs. Nicholls (12-10-15).

2015-16 GAME-BY-GAME STATISTICS

Opponent	GS	FG	3FG	FT	O-D-R	PF	TP	A	TO	B	S	MP
Illinois State				DNP - CD								
at Utah				Did Not Travel								
San Diego Christian				DNP - CD								
Little Rock				DNP - CD								
East Carolina	0-0	0-0	0-0	0-0-0	0	0	0	0	0	0	0	1
vs. California				Did Not Travel								
vs. West Virginia				Did Not Travel								
at Long Beach State				Did Not Travel								
vs. San Diego				DNP - CD								
Biola	0-1	0-1	0-0	0-0-0	0	0	0	0	0	0	0	1
Nicholls	0-2	0-1	0-0	0-0-0	0	0	0	0	0	0	1	2
Grand Canyon				DNP - CD								
Kansas				DNP - CD								
Wyoming				DNP - CD								
at Utah State				Did Not Travel								
San José State				DNP - CD								
at Colorado State				Did Not Travel								
at Boise State				Did Not Travel								
Fresno State												
Utah State												
at Nevada												
at UNLV												
Colorado State												
New Mexico												
at Fresno State												
Air Force												
at San José State												
at Wyoming												
Boise State												
at New Mexico												
UNLV												

► FEDERICO CAREER STATISTICS

Year	G-GS	Min.-Avg.	FG-FGA	Pct.	3P-3PA	Pct.	FT-FTA	Pct.	OR	DR	Reb	Avg.	PF-D	AT	TO	BS	ST	Pts	Avg.
13-14	4-0	10-2.5	4-6	.667	3-5	.600	0-0	.000	1	2	3	0.8	1-0	1	0	0	0	11	2.8
14-15	5-0	8-1.6	0-4	.000	0-4	.000	0-0	.000	0	1	1	0.2	1-0	0	0	1	0	0	0.0
15-16	3-0	4-1.3	0-3	.000	0-2	.000	0-0	.000	0	0	0	0.0	0-0	0	0	0	1	0	0.0
Totals	12-0	22-1.8	4-13	.308	3-11	.273	0-0	.000	1	3	4	0.3	2-0	1	0	1	1	11	0.9

CAREER HIGHS

Points

Career 20 vs. San José State (1-6-16)
20 vs. Nicholls (12-10-15)
20 vs. Illinois State (11-13-15)

Rebounds

Career 6 vs. California (11-26-15)
6 vs. Illinois State (11-13-15)

Assists

Career 6 vs. East Carolina (11-23-15)

Field Goals

Career 8 vs. Illinois State (11-13-15)

Field Goals Attempted

Career 16 vs. Grand Canyon (12-18-15)

Three-Point Field Goals

Career 4 vs. San José State (1-6-16)
4 vs. East Carolina (11-23-15)

Three-Point FG Attempted

Career 7 vs. East Carolina (11-23-15)

Free Throws

Career 6 vs. Wyoming (12-30-15)
6 vs. West Virginia (11-27-15)

Free Throws Attempted

Career 9 vs. Wyoming (12-30-15)

Steals

Career 2 at Utah State (1-2-16)
2 vs. Nicholls (12-10-15)
2 vs. Biola (12-7-15)

Blocked Shots

Career 2 vs. Wyoming (12-30-15)
2 at Utah (11-16-15)

Minutes Played

Career 35 vs. San José State (1-6-16)



42 • JEREMY HEMSLEY

GUARD • 6-3 • 180 • FRESHMAN - HS
RANCHO CUCAMONGA, CALIF. (DAMIEN HIGH)

Career Trends

- * San Diego State is 6-0 (100.0 percent) when Hemsley scores 15+ points.
- * San Diego State is 5-0 (100.0 percent) when he has 4+ assists.
- * San Diego State is 7-2 (77.8 percent) when Hemsley has one turnover or less.
- * San Diego State is 11-4 (73.3 percent) when Hemsley scores 10+ points.

Quick Hits

- * Scored double-figures in a career-high eight consecutive games until it was stopped at Boise State (1-16-16).
- * One of 3 true freshmen nationally to average at least 12.5 points, 2.5 rebounds, 2.0 assists, and shoot at least 45 percent from the floor and 40 percent from three (through Jan. 16 games).
- * Is the second straight true freshman to start at point guard, following in the footsteps of Trey Kell last year (14th-ever freshman to start season opener for Steve Fisher).
- * Has played at least 26 minutes in every game and logged a minimum of 29 minutes in seven straight outings.
- * Reached double figures in scoring 15 times this season, which is the most on the team.

Season Highlights

- * Started in his debut and posted a game-high 20 points, six rebounds and team-high five assists vs. Illinois State (11-13-15). ... Had the highest scoring and assist output by an Aztec starting freshman in a season opener under Fisher. ... Is the first Aztec freshman to put up at least 20 points, six rebounds and five assists since Kawhi Leonard in 2009. ... His stat line was the 21st occurrence at SDSU since 1996-97.
- * Blocked a career-high two shots and had seven points in 32 minutes at No. 16/16 Utah (11-16-15).
- * Reached double figures in scoring for the second time with a team-high 14 points vs. San Diego Christian (11-18-15).
- * Led the team in scoring with 11 points and made all four of his free throws, and had a team-high two assists vs. Little Rock (11-21-15).
- * Made a career-high four three-pointers en route to a game-high 16 points and added a personal-best six assists vs. East Carolina (11-23-15).
- * Had 14 points and a career-high six rebounds vs. No. 14/13 California (11-26-15).
- * Led the team with 14 points and made a career-high six free throws vs. No. rv/22 West Virginia (11-27-15).
- * Had team highs of 16 points and two steals vs. Biola (12-7-15).
- * Tied his career high with 20 points and led the team with four assists vs. Nicholls (12-10-15).
- * Led the team with 13 points and two assists vs. Grand Canyon (12-18-15).
- * Was one of two Aztecs in double figures with 10 points vs. No. 2/3 Kansas (12-22-15).
- * Led the team with 16 points (career-high six free throws), two assists and a career- and game-high two blocked shots vs. Wyoming (12-30-15).
- * Knocked down three treys and finished with 10 points and a career-high two assists at Utah State (1-2-16).
- * Matched his career high with 20 points after scoring SDSU's first eight points of the game and connecting on his first six shots from the field, including a career-high four three-pointers vs. San José State (1-6-16).
- * Scored 14 points on the strength of 5-for-9 shooting at Colorado State (1-13-16).

2015-16 GAME-BY-GAME STATISTICS

Opponent	GS	FG	3FG	FT	O-D-R	PF	TP	A	TO	B	S	MP
Illinois State	*	8-13	1-3	3-5	1-5-6	4	20	5	3	0	0	28
at Utah	*	3-9	1-2	0-0	0-0-0	0	7	1	3	2	0	32
San Diego Christian	*	5-7	1-1	3-4	0-3-3	2	14	2	0	1	1	28
Little Rock	*	3-10	1-4	4-4	1-0-1	3	11	2	4	0	0	28
East Carolina	*	6-9	4-7	0-0	0-3-3	1	16	6	4	0	0	28
vs. California	*	4-10	1-1	5-6	2-4-6	5	14	0	0	0	0	30
vs. West Virginia	*	4-7	0-1	6-7	0-4-4	3	14	1	4	0	1	33
at Long Beach State	*	2-5	1-4	5-5	0-0-0	5	10	4	5	0	0	31
vs. San Diego	*	1-7	0-1	4-5	0-1-1	3	6	1	2	0	0	27
Biola	*	6-9	1-4	3-5	0-2-2	2	16	1	1	1	2	31
Nicholls	*	7-10	1-2	5-7	0-3-3	2	20	4	2	1	2	26
Grand Canyon	*	5-16	1-4	2-3	2-2-4	3	13	2	1	0	0	31
Kansas	*	4-12	0-1	2-2	1-0-1	2	10	2	4	0	1	29
Wyoming	*	4-9	2-3	6-9	1-4-5	2	16	2	1	2	0	32
at Utah State	*	3-12	3-6	1-2	1-3-4	1	10	5	1	0	2	32
San José State	*	7-9	4-6	2-4	1-3-4	1	20	2	1	1	0	35
at Colorado State	*	5-9	2-5	2-2	0-2-2	3	14	1	3	0	1	33
at Boise State	*	1-9	0-5	0-0	0-2-2	3	2	0	2	0	1	29
Fresno State												
Utah State												
at Nevada												
at UNLV												
Colorado State												
New Mexico												
at Fresno State												
Air Force												
at San José State												
at Wyoming												
Boise State												
at New Mexico												
UNLV												

MISCELLANEOUS STATS / SAN DIEGO STATE RECORD

Category	2015-16 Season	
	Games	SDSU W/L
Double-Figure Scoring	15	11-4
Double-Figure Assists	0	0-0
Double-Doubles	0	0-0
Led SDSU in Scoring	11	8-3
Led SDSU in Rebounding	0	0-0
Led SDSU in Assists	9	6-3
15+ Point Games	5	5-0
5+ Assist Games	3	3-0
One Turnover or Less	6	5-1
Consecutive Games	Current	Long
Double-Figure Scoring	0	8
With At Least 1 Assist	0	11
Played 30 or More Minutes	0	4
Consecutive Made FTs	2	9

► HEMSLEY CAREER STATISTICS

Year	G-GS	Min.-Avg.	FG-FGA	Pct.	3P-3PA	Pct.	FT-FTA	Pct.	OR	DR	Reb	Avg.	PF-D	AT	TO	BS	ST	Pts	Avg.
15-16	18-18	543-30.2	78-172	.453	24-60	.400	53-70	.757	10	41	51	2.8	45-2	41	41	8	11	233	12.9



Game 1

**San Diego State 71
Illinois State 60**
Nov. 13, 2015 ♦ San Diego, Calif.
Viejas Arena ♦ Att.: 12,414

SAN DIEGO - San Diego State opened the campaign with a 71-60 victory over visiting Illinois State in the very first game on Steve Fisher Court at Viejas Arena.

The Aztecs received major contributions from two unlikely sources. True freshman point guard Jeremy Hemsley earned the starting nod to become just the 14th freshman to start a season-opening game under Fisher and he did not disappoint. He exploded for a game-high 20 points to go with six rebounds and a team-high five assists.

The other source was junior Dakarai Allen. The guard came into the game with a career high of eight points. That was soon erased as he had 12 points in 13 first-half minutes before closing with 16 for the game.

Allen and Hemsley combined to score 20 points in a half where the Aztecs finished the frame ahead, 37-34. SDSU was carried by Allen's aforementioned 12 points, while Hemsley battled through foul trouble to add eight.

In the second half, the Redbirds hung tight with the Aztecs and found themselves trailing, 54-49, with just under eight minutes to play. A free throw from Zylan Cheatham, who was making his Aztec debut as a redshirt freshman, put SDSU up by six, but Roland Griffin nailed a three-pointer.

The game went over a minute without any scoring until Allen made a free throw, which led to three consecutive layups (Hemsley, Skylar Spencer and Winston Shepard), putting San Diego State up, 62-52.

Illinois State knocked down another three, but Hemsley and Allen combined for the next seven points to put the game away.

Griffin led Illinois State with 13 points on 5-of-10 shooting.

ILST	FG	3FG	FT	R	F	TP	A	TO	B	S	MP
Banyard*	2-5	1-1	1-2	4	3	6	0	0	0	0	15
McIntosh*	0-3	0-0	0-0	1	4	0	0	3	1	1	9
Hawkins*	3-9	2-4	0-1	5	4	8	1	0	1	0	27
Lee*	2-13	0-2	6-8	4	4	10	7	1	0	1	32
Akoon-Purcell*	4-10	0-0	2-2	0	2	10	0	3	0	2	20
Brewer	3-5	0-0	3-4	6	4	9	0	0	1	0	23
Evans	0-2	0-1	0-0	0	0	0	0	0	0	0	8
Ndiaye	0-1	0-0	0-1	1	1	0	0	0	0	0	4
Wills	0-3	0-2	2-2	1	3	2	1	1	0	0	14
McCloud	1-4	0-3	0-0	7	1	2	1	0	0	0	7
Griffin	5-10	3-3	0-2	3	3	13	1	2	1	0	31
Team				1							
Totals	20-65	6-16	14-22	33	29	60	11	10	4	4	200

SDSU	FG	3FG	FT	R	F	TP	A	TO	B	S	MP
Spencer*	4-5	0-0	1-3	8	1	9	1	0	2	0	29
Shepard*	1-4	0-0	2-2	8	2	4	0	1	0	0	28
Pope*	0-4	0-1	1-2	3	1	1	1	3	1	0	21
Kell*	1-2	0-1	0-0	1	5	2	0	3	0	0	9
Hemsley*	8-13	1-3	3-5	6	4	20	5	3	0	0	28
Chol	1-3	0-0	1-4	4	1	3	0	2	2	1	8
Allen	4-5	1-2	7-8	3	2	16	1	2	3	0	28
Williams	1-3	0-1	1-2	2	2	3	0	2	0	0	12
Cheatham	1-1	0-0	4-9	4	4	6	1	2	0	0	18
Perez	2-8	1-7	2-2	3	1	7	0	0	0	2	19
Team				3							
Totals	23-48	3-15	22-37	45	23	71	9	18	8	3	200

Halftime: San Diego State 37, Illinois State 34. **FG%:** San Diego State 47.9, Illinois State 30.8. **3FG%:** Illinois State 37.5, San Diego State 20.0. **FT%:** Illinois State 63.6, San Diego State 59.5. **Officials:** John Higgins, Gerry Pollard, Kelly Self. **Technical:** None.



Game 2

**No. 16/16 Utah 81
San Diego State 76**
Nov. 16, 2015 ♦ Salt Lake City, Utah
Huntsman Center ♦ Att.: 13,587

SALT LAKE CITY - San Diego State overcame an early nine-point second-half deficit, but could not seal the deal as it dropped an 81-76 road decision to No. 16/16 Utah at Huntsman Center.

The Aztecs looked poised to run away with the game late in the first half when they received four consecutive three-pointers, a trio from Dakarai Allen and one from Malik Pope. The 12-5 SDSU run put the visitors ahead, 30-24, with 3:54 left.

Utah, however, was unfazed as Jakob Poeltl scored five straight points to jumpstart a 14-2 first-half-ending run. The Utes capped the period with consecutive triples from Jordan Loveridge and Brandon Taylor, the last of which just beat the halftime buzzer. All of a sudden, Utah went into the locker room up, 38-32.

Winston Shepard opened the second half with a jumper, but Taylor hit another three and was followed by a Kyle Kuzma bucket as Utah took a 43-34 lead. Much like the Utes were earlier in the game, the Aztecs were unfazed themselves, going on a 12-0 run to regain the lead and a three-point cushion.

The game see-sawed back and forth until Utah started to pull away and led, 70-62, with 3:16 to go in the contest. The Aztecs were able to get stops down the stretch to go with a couple of three-pointers and easy layups to get back into the game. Down by four points with 16 seconds left, Trey Kell was fouled while attempting a three-pointer. Unfortunately for SDSU, the sophomore was only able to make 1-of-3 and Utah made a pair of free throws on its next trip down to provide the final margin.

Shepard led the Aztecs with 19 points and seven rebounds, and surpassed the 1,000-point plateau in the process. Allen and Kell each had 15 points apiece.

Utah had all five scorers reach double figures in scoring, led by Loveridge's 21.

SDSU	FG	3FG	FT	R	F	TP	A	TO	B	S	MP
Spencer*	2-5	0-0	0-0	4	5	4	1	0	2	0	28
Shepard*	6-9	2-3	5-6	7	4	19	0	3	2	2	25
Pope*	1-8	1-4	1-2	4	4	4	0	1	1	0	27
Kell*	5-15	1-4	4-7	7	0	15	2	2	0	0	31
Hemsley*	3-9	1-2	0-0	0	0	7	1	3	2	0	32
Chol	1-3	0-0	0-0	1	4	2	0	0	0	0	10
Allen	4-5	3-4	4-4	2	4	15	1	1	0	0	29
Williams	2-3	0-0	2-2	1	2	6	0	1	0	0	8
Cheatham	2-4	0-0	0-0	7	5	4	1	0	0	0	8
Perez	0-0	0-0	0-0	1	0	0	0	0	0	0	2
Team				4							
Totals	26-61	8-17	16-21	38	28	76	6	11	7	2	200

UU	FG	3FG	FT	R	F	TP	A	TO	B	S	MP
Loveridge*	5-9	4-8	7-7	4	4	21	2	2	1	0	36
Kuzma*	4-10	2-4	2-6	7	4	12	2	1	0	0	27
Poeltl*	4-7	0-0	7-11	12	3	15	2	2	1	1	32
Taylor*	3-9	2-6	4-4	2	1	12	2	2	0	3	36
Bonom*	5-11	1-2	3-4	6	3	14	3	1	1	3	33
Chapman	1-3	1-2	4-4	3	2	7	0	0	2	2	17
Wright	0-2	0-1	0-0	0	1	0	1	0	0	0	9
Tucker	0-4	0-4	0-0	0	1	0	0	0	1	0	6
Reyes	0-0	0-0	0-0	0	0	0	0	1	0	0	4
Team				4							
Totals	22-55	10-27	27-36	38	19	81	12	9	6	9	200

Halftime: Utah 38, San Diego State 32. **FG%:** San Diego State 42.6, Utah 40.0. **3FG%:** San Diego State 47.1, Utah 37.0. **FT%:** San Diego State 76.2, Utah 75.0. **Officials:** David Hall, Tony Padilla, Randy McCall. **Technical:** None.



Game 3

**San Diego State 71
San Diego Christian 61**
Nov. 18, 2015 ♦ San Diego, Calif.
Viejas Arena ♦ Att.: 12,414

SAN DIEGO - San Diego State rebounded from its first loss of the season with a 71-61 victory over San Diego Christian on Steve Fisher Court at Viejas Arena.

SDSU had three players reach double figures in scoring and was led by Malik Pope and Jeremy Hemsley's 14 points. Zylan Cheatham completed the trio with 13 points and a team-high eight rebounds.

San Diego State played nine players, all of whom logged at least 20 minutes with the exception of Skylar Spencer (19), D'Erryl Williams (17), who scored a career-high nine points, and Trey Kell (13). SDSU was also without the services of Winston Shepard (ankle) and Kell in the second half (knee).

The Aztecs without Shepard had no problem in the first half, leading by as many as 20 points before settling for the 36-20 lead at intermission.

The Aztecs without Shepard and Kell in the second half saw the Hawks make a late run at the home team thanks to a barrage of three-pointers. After making just one of eight from behind the arc in the first 20 minutes, San Diego Christian went nuts and made 8-of-16 in the second half. Trevor English went 5-for-7 from deep and ultimately finished by connecting on 6-of-10.

SDSU's lead, however, was insurmountable as it was never truly threatened and held a double-figure lead for the final 30:38. Pope had 10 of his 14 points in the second half, including both of his three-pointers. His performance was a welcome sight for a player who came into the game having made just one of his previous 12 shots. His final shooting line: 6-for-12.

As for the Hawks, they were led by English's game-high 21 points, while Dalante Dunklin registered a double-double with 15 points and 11 rebounds.

SDC	FG	3FG	FT	R	F	TP	A	TO	B	S	MP
English*	7-14	6-10	1-1	4	1	21	1	1	0	2	33
Lambert*	1-7	0-0	0-0	2	2	2	3	2	0	1	28
Richardson*	3-8	1-2	1-2	2	4	8	0	0	0	1	22
Dunklin*	6-15	0-2	3-4	11	4	15	3	6	0	1	34
Travers*	1-3	0-1	0-0	1	1	2	2	0	0	1	25
Angulo	0-3	0-2	0-0	1	3	0	0	0	0	0	10
Nielsen	1-3	0-1	0-0	2	0	2	0	0	0	0	5
Eden	1-2	1-2	2-2	3	1	5	0	2	0	0	10
Austin	1-4	1-2	0-0	5	0	3	1	0	0	0	16
Klekas	1-4	0-2	1-3	3	3	3	0	1	0	1	17
Team				3							
Totals	22-63	9-24	8-12	37	19	61	10	13	0	7	200

SDSU	FG	3FG	FT	R	F	TP	A	TO	B	S	MP
Spencer*	2-4	0-0	1-2	6	1	5	1	1	0	0	19
Pope*	6-12	2-5	0-0	5	1	14	0	1	1	0	25
Allen*	1-10	0-4	2-2	4	0	4	4	2	2	3	27
Kell*	0-3	0-0	0-0	2	0	0	1	1	0	0	13
Hemsley*	5-7	1-1	3-4	3	2	14	2	0	1	1	28
Chol	3-6	0-0	0-1	6	3	6	1	1	2	2	25
Williams	3-3	0-0	3-3	1	2	9	0	0	0	1	17
Cheatham	3-6	0-2	7-9	8	1	13	2	2	0	1	26
Perez	2-6	2-4	0-0	0	3	6	0	3	0	1	20
Team				5							
Totals	25-57	5-18	16-21	40	13	71	11	11	6	9	200

Halftime: San Diego State 36, San Diego Christian 20. **FG%:** San Diego State 43.9, San Diego Christian 34.9. **3FG%:** San Diego Christian 37.5, San Diego State 27.8. **FT%:** San Diego State 76.2, San Diego Christian 66.7. **Officials:** Michael Irving, Frank Harvey III, LaDonte King. **Technical:** Cheatham - San Diego State.



Game 4

Little Rock 49
San Diego State 43
 Nov. 21, 2015 ♦ San Diego, Calif.
 Viejas Arena ♦ Att.: 12,414

SAN DIEGO - San Diego State opened the Continental Tire Las Vegas Invitational with a non-bracketed 49-43 home loss to Little Rock.

The Aztecs were unable to overcome 28.3-percent shooting and 16 turnovers despite holding the Trojans to 35.3-percent from the floor. The 43 points allowed were also the fewest SDSU had given up all year and the fewest Little Rock had scored in 2015-16.

San Diego State scored two of the first three baskets of the game to take a 5-3 lead and it was all Little Rock for the rest of the half. The Trojans took a 19-8 lead as the Aztecs struggled to find the bottom of the net against Little Rock's zone defense.

SDSU trimmed its deficit to six with over five minutes to play, but the Trojans answered with five straight points before settling on a 26-19 lead at halftime.

The second half started like the first with a Jeremy Hemsley bucket, but this time the Aztecs were able to get themselves rolling, eventually taking a 30-29 lead thanks to a Ben Perez three-pointer.

Perez wound up giving SDSU the lead two more times down the stretch with threes, including a 41-38 advantage with 4:14 left in regulation. The Aztecs' shooting woes, however, continued down the stretch as they scored just once more and were eventually outscored 11-2 to provide the Trojans' winning margin.


Hemsley and Dakarai Allen led San Diego State with 11 points apiece. Allen and Chol, meanwhile, led the Aztecs with seven rebounds.

Josh Hagins scored 14 points to lead all players and had six rebounds for the Trojans.

LR	FG	3FG	FT	R	F	TP	A	TO	B	S	MP
Hill*	1-1	1-1	0-0	3	0	3	0	1	0	1	12
Shoshi*	3-9	0-3	0-0	1	4	6	0	0	1	0	21
Hagins*	6-13	2-6	0-1	6	1	14	2	1	2	2	35
Rutley*	3-7	1-4	2-2	7	3	9	1	0	0	1	34
Osse*	0-3	0-1	0-0	1	0	0	2	1	0	0	19
Woods	2-5	1-1	0-0	1	3	5	0	1	0	1	17
Green	0-2	0-1	0-0	0	3	0	1	0	0	0	4
Johnson Jr.	1-5	0-2	4-4	5	0	6	3	1	0	0	26
Isom	2-6	2-5	0-1	4	1	6	0	0	0	1	28
Billings	0-0	0-0	0-0	0	2	0	0	0	0	0	4
Team				0					1		
Totals	18-51	7-24	6-8	28	17	49	9	6	3	6	200

SDSU	FG	3FG	FT	R	F	TP	A	TO	B	S	MP
Spencer*	0-1	0-0	0-1	4	0	0	0	0	0	0	20
Shepard*	0-6	0-2	0-1	5	3	0	2	4	0	1	26
Pope*	2-6	0-2	0-0	4	0	4	0	1	0	0	17
Kell*	0-3	0-2	1-2	2	1	1	1	2	0	0	23
Hemsley*	3-10	1-4	4-4	1	3	11	2	4	0	0	28
Chol	0-1	0-0	0-0	7	1	0	2	2	0	1	17
Allen	3-8	2-7	3-5	7	2	11	1	1	0	0	24
Cheatham	1-2	0-0	3-4	4	2	5	2	1	1	0	17
Perez	3-6	3-6	0-0	1	1	9	0	0	0	0	19
Team				7					1		
Totals	13-46	6-24	11-18	42	14	43	10	16	1	4	200

Halftime: Little Rock 26, San Diego State 19. **FG%:** Little Rock 35.3, San Diego State 28.3. **3FG%:** Little Rock 29.2, San Diego State 25.0. **FT%:** Little Rock 75.0, San Diego State 61.1. **Officials:** Verne Harris, Tommy Nunez, Tim Marion. **Technical:** None.



Game 5

San Diego State 79
East Carolina 54
 Nov. 23, 2015 ♦ San Diego, Calif.
 Viejas Arena ♦ Att.: 12,414

SAN DIEGO - SDSU raced out to a 16-0 lead and never looked back in dismissing East Carolina, 79-54, in a non-bracketed Continental Tire Las Vegas Invitational game at Viejas Arena.

Head coach Steve Fisher started a brand-new lineup that featured Angelo Chol, Zylan Cheatham, Dakarai Allen, Trey Kell and Jeremy Hemsley, and the move proved fruitful.

The Aztecs went Allen three-pointer, jumper by Kell and a triple by Hemsley to start the game. Cheatham added a layup and Kell made back-to-back three-pointers to jump out the aforementioned 16-0 lead.

SDSU's advantage ballooned to 23 points after a Winston Shepard basket put the home team up, 32-9. The Pirates whittled their deficit to 16 points, but the Aztecs finished the final 5:18 of the half on an 11-4 spurt to regain their 23-point margin at halftime.

The second half was much like the first with the Aztecs ahead comfortably. East Carolina opened the frame on a 12-5 run to close its gap to 16 points, but it never got closer than 16 the rest of the way.

Hemsley finished with a game-high 16 points on the strength of a career-high four three-pointers. Shepard, who came off the bench, also scored 16 despite taking only three shots, all of which he made. He reached his total after knocking down a career-high 10 free throws.

Kell chipped in 15 points, while Allen had 11. Cheatham, who made his first career start, nearly missed a double-double with nine points and a game-high eight rebounds.

ECU	FG	3FG	FT	R	F	TP	A	TO	B	S	MP
White*	1-9	1-3	0-0	0	3	3	0	1	1	0	33
Nzege*	3-4	0-0	0-0	3	3	6	0	4	0	0	19
Zangari**	3-7	1-4	2-2	5	2	9	1	0	0	0	25
Williams, P.*	2-6	0-1	2-2	2	3	6	2	2	0	0	22
Tyson*	3-9	1-3	2-3	8	4	9	2	0	1	1	39
Riak	1-2	1-2	0-0	2	1	3	0	1	1	0	13
Bryant	0-0	0-0	0-0	0	1	0	0	0	0	0	2
Tejada	2-8	2-5	5-6	0	4	11	2	2	0	1	18
Williams, C.	0-2	0-0	0-0	1	0	0	0	0	0	1	7
Barkley	3-9	1-3	0-1	7	2	7	1	2	0	1	20
Aja	0-0	0-0	0-0	0	0	0	0	0	0	0	2
Team				5					2		
Totals	18-56	7-21	11-14	33	23	54	8	14	3	4	200

SDSU	FG	3FG	FT	R	F	TP	A	TO	B	S	MP
Chol*	2-3	0-0	2-2	3	2	6	1	1	2	0	20
Cheatham*	3-6	1-1	2-2	8	1	9	1	2	0	1	22
Allen*	4-6	2-4	1-2	0	2	11	4	1	1	1	22
Kell*	6-11	3-6	0-2	2	2	15	2	1	0	1	27
Hemsley*	6-9	4-7	0-0	3	1	16	6	4	0	0	28
Spencer	0-1	0-0	0-0	3	3	0	0	1	0	0	16
Williams	0-1	0-0	1-2	1	1	1	0	0	0	0	8
Shepard	3-3	0-0	10-15	6	1	16	2	1	0	0	22
Perez	0-5	0-4	0-0	2	0	0	0	0	1	1	15
Pope	2-8	1-5	0-0	5	3	5	0	0	1	1	18
U'u	0-0	0-0	0-0	0	0	0	1	0	0	0	1
Federico	0-0	0-0	0-0	0	0	0	0	0	0	0	1
Team				2					1		
Totals	26-53	11-27	16-25	35	16	79	17	12	5	4	200

Halftime: San Diego State 44, East Carolina 21. **FG%:** San Diego State 49.1, East Carolina 32.1. **3FG%:** San Diego State 40.7, East Carolina 33.3. **FT%:** East Carolina 78.6, San Diego State 64.0. **Officials:** Bob Staffen, Shawn Lehigh, Mike Scyphers. **Technical:** None.



Game 6

San Diego State 72
No. 14/13 California 58
 Nov. 26, 2015 ♦ Las Vegas, Nev.
 Orleans Arena ♦ Att.: 3,125

LAS VEGAS - San Diego State rallied from a 15-point second-half deficit to upset No. 14/13 California, 72-58, in the semifinal round of the Continental Tire Las Vegas Invitational at the Orleans Arena.

The Aztecs' successful second-half rally was the second-largest overcome in a victory since 1996-97 and extended their non-conference winning streak over California schools to 43.

SDSU found itself in the unfavorable position in large part to it missing 17 of its final 18 shots of the first half, which put it down, 36-28, at halftime.

Coming out of the locker room, the Aztecs missed their first shot, while the Golden Bears made three of their first four shots and added a pair of free throws to go up by 15 points.

Then the comeback started. Angelo Chol started the rally with a layup and it was followed by a Jeremy Hemsley three-pointer. Then Winston Shepard took over by scoring nine straight points to cap a 14-0 run, but the Aztecs still trailed, 45-44.

California stopped the run with a three-pointer from Jordan Mathews, but it hardly halted SDSU's momentum as it answered with two Skylar Spencer dunks and another Shepard basket. The Golden Bears tied the score at 50 on a tip-in from Ivan Rabb, but San Diego State finished the final 8:17 by going on a 22-8 run to complete the upset.

Shepard and Spencer each scored 15 points off the bench (career high for Spencer) and Hemsley added 14 points and a career-high six rebounds. Zylan Cheatham posted his first double-double with a career-high 13 points and 10 rebounds.

Rabb led all players with his 18 points, while grabbing nine rebounds. Tyrone Wallace, meanwhile, scored 16 points.

SDSU	FG	3FG	FT	R	F	TP	A	TO	B	S	MP
Chol*	1-3	0-0	0-0	0	2	2	0	0	0	1	11
Cheatham*	3-10	0-0	7-8	10	1	13	2	2	1	1	28
Allen*	1-7	1-4	1-2	7	1	4	1	2	1	1	31
Kell*	2-7	1-1	0-0	3	3	5	2	2	0	0	26
Hemsley*	4-10	1-1	5-6	6	5	14	0	0	0	0	30
Spencer	5-5	0-0	5-8	3	2	15	0	1	2	0	25
Williams	0-0	0-0	0-0	0	0	0	0	1	0	0	1
Shepard	6-10	1-1	2-2	5	4	15	4	0	0	0	27
Perez	0-0	0-0	0-0	0	1	0	0	0	0	0	3
Pope	1-7	0-3	2-2	4	0	4	1	0	0	2	18
Team				6							
Totals	23-59	4-10	22-28	44	19	72	10	8	4	5	200

CAL	FG	3FG	FT	R	F	TP	A	TO	B	S	MP
Brown*	2-8	1-3	2-4	3	5	7	0	3	1	0	16
Rabb*	7-10	0-0	4-6	9	5	18	1	2	1	1	29
Wallace*	7-18	2-4	0-2	5	4	16	3	5	0	1	36
Bird*	0-1	0-0	0-0	4	3	0	0	0	0	0	27
Mathews*	4-13	2-6	0-0	6	1	10	0	2	0	1	37
Singer	1-3	0-2	1-1	2	1	3	1	3	0	0	20
Moute a Bidias	0-0	0-0	0-0	0	0	0	0	0	0	0	0
Domingo	0-3	0-1	2-4	2	3	2	0	0	0	1	22
Rooks	0-0	0-0	2-2	2	3	2	0	0	0	0	13
Team				3							
Totals	21-56	5-16	11-19	36	25	58	5	15	2	4	200

Halftime: California 36, San Diego State 28. **FG%:** San Diego State 39.0, California 37.5. **3FG%:** San Diego State 40.0, California 31.3. **FT%:** San Diego State 78.6, California 57.9. **Officials:** Tim Ebersole, Williams Humes, Dwayne Gladden. **Technical:** Singer - California.



Game 7

No. 14/22 West Virginia 72
 San Diego State 50
 Nov. 27, 2015 ♦ Las Vegas, Nev.
 Orleans Arena ♦ Att.: 3,245

LAS VEGAS - San Diego State could not handle the full-court pressure that No. 14/22 West Virginia applied for the full 40 minutes and fell, 72-50, in the championship game of the Continental Tire Las Vegas Invitational at the Orleans Arena.

The Mountaineer press gave the Aztecs fits as they turned the ball over 21 times, which led to 30 West Virginia points. Couple that with SDSU's inability to connect from the perimeter (0-for-9 from three-point distance) and the result was its largest defeat of the season.

The game started off on a good note for the Aztecs as they took a 3-0 lead in the opening minutes and led 6-4 over four minutes into the game. West Virginia, however, forced four turnovers and the Aztecs into missing four straight shots while scoring 15 consecutive points to take a 19-6 lead.

SDSU whittled its deficit to single digits, but never got closer than seven points before heading into the locker room down, 34-26.

When play resumed, the Mountaineers picked up where they left off, pressuring the Aztecs and forcing them into tough shots. At the time of the first media timeout, West Virginia completed a 12-4 run to take a 16-point lead.

By the time the eight-minute media timeout occurred, San Diego State was looking at 21-point deficit and an uphill battle it could not overcome unlike its performance the night before when it rallied from 15 down in the second half against No. 14/13 California to win.

Jeremy Hemsley was the only Aztec in double figures as he scored 14 points. Skylar Spencer, meanwhile, blocked a career-high seven shots and tied the all-time Mountain West record for most blocked shots in a career (244).

SDSU	FG	3FG	FT	R	F	TP	A	TO	B	S	MP
Chol*	2-2	0-0	0-0	3	1	4	0	0	1	0	14
Cheatham*	3-8	0-1	1-2	4	4	7	0	5	1	0	23
Allen*	2-6	0-3	5-6	2	2	9	0	5	0	1	22
Kell*	1-4	0-1	4-6	2	2	6	1	1	0	0	24
Hemsley*	4-7	0-1	6-7	4	3	14	1	4	0	1	33
Spencer	0-0	0-0	1-2	5	4	1	0	0	7	0	27
Williams	0-0	0-0	0-0	3	0	3	0	3	0	0	7
Shepard	1-7	0-0	2-2	2	1	4	1	1	1	2	24
Perez	0-0	0-0	0-1	0	0	0	0	0	0	0	1
Pope	0-4	0-3	5-6	5	1	5	0	2	0	0	25
Team				1							
Totals	13-38	0-9	24-32	28	21	50	3	21	10	4	200

WVU	FG	3FG	FT	R	F	TP	A	TO	B	S	MP
Holton*	5-7	0-1	2-2	3	3	12	1	1	0	1	18
Ahmad*	1-2	0-0	2-2	4	4	4	1	0	1	1	31
Williams*	5-12	0-0	0-3	9	2	10	4	7	0	0	29
Carter*	4-9	1-2	3-4	3	2	12	2	2	0	3	22
Miles Jr.*	5-10	0-4	4-6	3	3	14	2	1	0	6	31
Myers	0-0	0-0	0-0	0	0	0	0	0	0	0	4
Paige	4-6	2-2	0-0	3	4	10	0	0	0	0	9
Adrian	2-6	1-1	0-0	3	1	5	0	1	0	1	15
Phillip	1-7	0-3	3-4	5	4	5	1	1	0	1	23
Macon	0-3	0-0	0-0	3	2	0	1	2	1	0	18
Team				6							
Totals	27-62	4-13	14-21	42	25	72	12	15	2	13	200

Halftime: West Virginia 34, San Diego State 26. **FG%:** West Virginia 43.5, San Diego State 34.2. **3FG%:** West Virginia 30.8, San Diego State 0.0. **FT%:** San Diego State 75.0, West Virginia 66.7. **Officials:** Tim Kelly, Louis Andrekaos, William Humes. **Technical:** None.



Game 8

San Diego State 76
 Long Beach State 72
 Dec. 1, 2015 ♦ Long Beach, Calif.
 Walter Pyramid ♦ Att.: 4,365

LONG BEACH, Calif. - Trey Kell hit four of his five three-point attempts in the second half to help San Diego State regain a lead it would ultimately keep in a 76-72 road victory at Long Beach State.

The Aztecs, who led at halftime, 40-32, kept the 49ers at a safe distance in the opening minutes of the second half. Long Beach State, however, turned a 10-point deficit into a three-point lead thanks to 17-4 run that covered nearly nine minutes.

The 49ers took a 53-50 lead with 8:31 to go thanks to a Nick Faust triple, but right after is when Kell caught fire. The sophomore answered on the next possession with a three-pointer of his own and two possessions later, added another to give SDSU a 58-56 advantage.

The Aztecs eventually extended their lead to four, but Justin Bibbins got the home side back to within one with a three-pointer. Kell responded with this third trey of the night, which was followed by two 49er free throws.

With Long Beach State down, 65-63, with 4:41 to play, SDSU put the game just out of reach as a result of a Dakarai Allen triple and yet another Kell three-pointer, which spurred an 8-0 run.

The 49ers were not done, scoring six straight points to make it a 73-69 game with 22 seconds left, but the Aztecs made three free throws down the stretch to provide the final margin.

Kell led San Diego State with 13 points on the strength of his career-high four three-pointers. Allen chipped in with 11 points, while Ben Perez and Jeremy Hemsley added 10 point apiece. Skylar Spencer, meanwhile, had one blocked shot, which set the Mountain West career shot-block record (245).

Faust led all players with 20 points, but was assessed a technical foul that led to a pair of Winston Shepard free throws and a four-point SDSU lead with 6:08 remaining.

SDSU	FG	3FG	FT	R	F	TP	A	TO	B	S	MP
Chol*	1-2	0-0	2-2	5	4	4	1	1	0	1	12
Cheatham*	3-3	0-0	3-4	4	5	9	0	1	0	0	15
Allen*	4-8	2-6	1-2	1	4	11	0	1	2	1	30
Kell*	4-9	4-7	1-3	3	1	13	3	4	1	1	33
Hemsley*	2-5	1-4	5-5	0	5	10	4	5	0	0	31
Spencer	1-2	0-0	0-0	4	4	2	1	0	1	0	16
Shepard	0-3	0-2	8-8	4	0	8	2	1	0	1	23
Perez	4-4	2-2	0-0	1	2	10	0	1	0	1	13
Pope	3-9	1-5	2-3	8	1	9	1	2	1	0	27
Team				0							
Totals	22-45	10-26	22-27	30	26	76	12	16	5	5	200

LBSU	FG	3FG	FT	R	F	TP	A	TO	B	S	MP
Levin*	4-5	0-0	4-6	10	0	12	1	3	0	0	23
Prince*	1-3	0-0	6-6	3	4	8	2	2	0	1	20
Faust*	7-14	4-7	2-4	7	4	20	2	4	0	3	36
Spencer*	0-3	0-0	0-0	1	2	0	1	1	0	0	16
Bibbins*	3-11	3-4	0-0	3	4	9	2	2	0	0	31
Blackwell	2-5	2-5	2-2	2	4	8	0	2	0	2	23
Riggins	1-2	0-0	1-2	2	2	3	0	1	0	1	10
Jones	0-2	0-1	0-2	0	3	0	2	0	0	1	14
Hammonds	3-7	0-3	6-6	2	1	12	1	0	0	1	27
Team				2							
Totals	21-52	9-20	21-28	32	24	72	11	16	0	9	200

Halftime: San Diego State 40, Long Beach State 32. **FG%:** San Diego State 48.9, Long Beach State 40.4. **3FG%:** Long Beach State 45.0, San Diego State 38.5. **FT%:** San Diego State 81.5, Long Beach State 75.0. **Officials:** Verne Harris, Mike Reed, Bill Vinovich. **Technical:** Faust - Long Beach State.



Game 9

San Diego 53
 San Diego State 48
 Dec. 6, 2015 ♦ San Diego, Calif.
 Petco Park ♦ Att.: 10,086

SAN DIEGO - San Diego State made only three field goals in the first half and nearly overcame its inaccuracy in a 53-48 loss to cross-town foe San Diego in the first-ever college basketball game played at Petco Park, the home of the San Diego Padres.

The Aztecs missed 17 of their 20 first-half attempts and trailed, 31-13, at halftime. The Toreros, on the other hand, knocked down seven three-pointers in the first 20 minutes, including four from Olin Carter III and three by Duda Sanadze.

After halftime, the second half started poorly for the Aztecs as they missed two shots and committed a turnover. Sanadze, meanwhile, opened the scoring with another three-pointer to extend USD's lead to 21 points.

Trey Kell answered a triple of his own, but the Toreros led by 21 points twice more before SDSU began to slowly chip away at its deficit. The Aztecs scored eight straight points and trailed by 13 with just over 12 minutes to play.

USD responded with consecutive baskets only to have San Diego State storm back with a 19-3 run, which got the Aztecs to within one point at 46-45 with 1:16 left in regulation.

Down the stretch, San Diego State had four empty possessions and USD went 5-for-6 from the free-throw line to take a 51-45 lead with 18 seconds left. Kell snapped the Aztecs' drought with a three-pointer with 11 seconds remaining in the game, but Brett Bailey put a stamp on the victory with a dunk as the Toreros snapped SDSU's nine-game series winning streak.

For the second straight game, Kell led the team in scoring with 14 points and added six rebounds. Angelo Chol, meanwhile, added seven points and a game-high seven rebounds.

For San Diego, it was led by Sanadze's 15 points, all of which came on three-pointers. Carter III went scoreless in the second half, but still managed 12 points and five rebounds.

USD	FG	3FG	FT	R	F	TP	A	TO	B	S	MP
Bailey*	4-12	0-4	0-0	7	2	8	4	0	0	0	32
Kok*	1-4	0-0	1-2	1	4	3	2	0	3	0	28
Carter III*	4-11	4-7	0-0	5	3	12	1	2	1	0	35
Sanadze*	5-14	5-10	0-2	6	2	15	1	2	0	5	33
Harris*	2-9	1-6	4-4	4	3	9	0	1	0	3	33
Williams	0-0	0-0	2-2	2	2	2	1	0	0	0	12
Perry	2-2	0-0	0-1	5	4	4	1	1	2	0	12
Pusica	0-2	0-0	0-0	2	0	0	2	1	0	1	15
Team				3					4		
Totals	18-54	10-27	7-11	35	20	53	12	11	6	9	200

SDSU	FG	3FG	FT	R	F	TP	A	TO	B	S	MP
Chol*	3-5	0-0	1-3	7	3	7	0	1	2	3	23
Cheatham*	1-3	0-0	2-2	4	0	4	1	3	2	1	19
Allen*	1-5	0-3	3-4	2	1	5	1	3	0	1	27
Kell*	5-15	3-6	1-2	6	2	14	2	0	0	0	34
Hemsley*	1-7	0-1	4-5	1	3	6	1	2	0	0	27
Spencer	0-1	0-0	0-0	2	0	0	0	0	2	0	15
Williams	0-0	0-0	0-0	1	1	0	1	1	0	0	13
Shepard	1-5	0-1	3-4	4	2	5	3	1	0	0	24
Pope	3-7	1-2	0-0	3	0	7	0	1	0	0	18
Team				6					1		
Totals	15-48	4-13	14-20	36	12	48	9	13	6	5	200

Halftime: San Diego 31, San Diego State 13. **FG%:** San Diego 33.3, San Diego State 31.3. **3FG%:** San Diego 37.0, San Diego State 30.8. **FT%:** San Diego State 70.0, San Diego 63.6. **Officials:** Tony Padilla, Frank Harvey III, Deron White. **Technical:** None.



Game 10

**San Diego State 73
Biola 53**

Dec. 7, 2015 ♦ San Diego, Calif.
Viejas Arena ♦ Att.: 12,414

SAN DIEGO - San Diego State bounced back from a loss just over 24 hours earlier to defeat Biola, 73-53, at Viejas Arena.

The Aztecs, who lost to USD at Petco Park the day before, received 16 points apiece by a pair of freshmen in Zylan Cheatham and Jeremy Hemsley.

Cheatham, a redshirt freshman, made 5-of-8 attempts from the field and grabbed six rebounds. Hemsley, who is in his first year, was 6-for-9 shooting and had a game-high two steals.

The Eagles stayed with the Aztecs for nearly 11 minutes on the strength of four three-pointers, the last of which tied the game at 18 with 9:38 left in the first half. San Diego State, however, scored nine straight points to pull away for the time being. Biola stopped the run with a pair of Dakari Archer free throws and he added a triple to cut the Eagles deficit to six.

With 4:33 left in the frame, Sherman Vernon II nailed another three-pointer to get his team to within five points. The Aztecs ended up closing the half on a 14-2 run with the final two coming on a Skylar Spencer tip-in right before the buzzer to give SDSU a 45-28 halftime lead.

In the second half, the Aztecs continued to dominate the Eagles in all facets, but SDSU had to hold off one last mini-rally. With San Diego State ahead, 54-33, after a Hemsley three-pointer, Biola scored six consecutive points to get within 15, but that would be as close as it would get the rest of the way.

Winston Shepard joined Hemsley and Cheatham in double figures with 11 points, while Angelo Chol finished with eight points and a career-high eight boards.

BU	FG	3FG	FT	R	F	TP	A	TO	B	S	MP
Gonzalez*	2-5	0-1	0-0	3	3	4	2	0	0	2	24
Herve*	1-3	0-0	0-0	4	3	2	1	2	0	0	26
Archer*	4-13	3-6	5-6	1	3	16	3	2	0	2	35
Swain*	1-4	1-3	0-0	1	3	3	3	2	0	1	18
Funches*	6-13	4-8	0-0	3	1	16	1	2	2	1	34
Treinen	0-0	0-0	1-2	0	1	1	0	1	0	0	24
Auble	0-1	0-1	0-0	1	0	0	0	0	0	0	1
Vernon II	1-3	1-2	0-0	1	0	3	0	0	0	0	7
Tionsong	3-4	0-0	0-0	2	2	6	2	0	0	1	13
Shannon Jr.	0-0	0-0	0-0	2	3	0	1	0	0	0	8
Getting	1-1	0-0	0-0	0	0	2	0	0	0	0	0+
Misi	0-0	0-0	0-0	0	1	0	0	1	0	0	10
Team				2				6			
Totals	19-47	9-21	6-8	20	20	53	13	16	2	7	200

SDSU	FG	3FG	FT	R	F	TP	A	TO	B	S	MP
Chol*	3-6	0-0	2-2	8	3	8	0	1	0	0	22
Cheatham*	5-8	1-3	5-6	6	1	16	1	3	0	1	25
Allen*	1-3	0-1	1-2	3	1	3	2	1	0	1	32
Kell*	0-3	0-2	0-0	1	0	0	1	0	0	0	12
Hemsley*	6-9	1-4	3-5	2	2	16	1	1	1	2	31
Spencer	4-4	0-0	0-0	6	1	8	1	1	2	0	19
Williams	0-2	0-0	1-2	1	1	1	0	0	0	0	11
Shepard	4-6	0-1	3-4	5	0	11	2	5	1	0	25
Pope	3-7	2-3	0-0	2	1	8	1	2	0	0	21
U'u	0-0	0-0	2-2	1	0	2	0	0	0	0	1
Federico	0-1	0-1	0-0	0	0	0	0	0	0	0	1
Team				3							
Totals	26-49	4-15	17-23	38	10	73	9	14	4	4	200

Halftime: San Diego State 45, Biola 28. **FG%:** San Diego State 53.1, Biola 40.4. **3FG%:** Biola 42.9, San Diego State 26.7. **FT%:** Biola 75.0, San Diego State 73.9. **Officials:** Randy McCall, Doran Gotschall, John Paul Guerrero. **Technical:** None.



Game 11

**San Diego State 84
Nicholls 47**

Dec. 10, 2015 ♦ San Diego, Calif.
Viejas Arena ♦ Att.: 12,414

SAN DIEGO - San Diego State received a solid effort from its starting backcourt of Jeremy Hemsley and Trey Kell in an 84-47 home victory over Nicholls.

The duo combined for 35 points on 13-of-19 shooting (4-6 3FG), seven rebounds, five assists and five steals. Leading the way was the true freshman Hemsley, who tied a career high with 20 points and added a game-high four assists. Kell, meanwhile, matched his career high with 15 points and led all players with three steals.

The Aztecs held a 7-4 advantage early in the game until Hemsley jumpstarted a 15-2 run, one in which he scored eight points. Kell ended the scoring binge with a jumper and later made a three-pointer with 48 seconds left in the half, giving SDSU a 24-point lead before settling on a 23-point cushion going into the locker room.

When the second half started, Kell and Hemsley were at it again, beginning with a Kell three-pointer. Later, Kell assisted on a Hemsley layup and the freshman, who was fouled on the play, converted the three-point chance, which put the Aztecs up, 50-21.

San Diego State was never threatened the rest of the way and had its lead swell to 37 twice midway through the half before ultimately winning by the same margin.

Joining Hemsley and Kell in double figures was Winston Shepard, who posted his first double-double of the season with 13 points and 10 rebounds in 19 minutes. Ben Perez, meanwhile, scored a career-high 11 points off the bench.

NICH	FG	3FG	FT	R	F	TP	A	TO	B	S	MP
Kamber*	1-6	1-6	2-2	2	4	5	1	2	0	0	24
Thomas*	1-6	0-2	1-2	2	2	3	1	1	3	0	24
O'Neal*	0-3	0-1	0-0	1	1	0	1	3	0	1	19
Frye*	5-10	0-0	2-3	11	3	12	2	3	0	0	28
Carpenter*	1-11	0-4	4-4	3	4	6	2	4	0	0	27
Nelson	0-0	0-0	0-0	1	0	0	0	0	0	0	2
Caudill	1-4	0-1	4-4	2	3	6	0	0	1	0	14
Young	0-0	0-0	0-0	0	0	0	0	0	0	0	2
Ward	1-4	0-0	0-0	2	0	2	0	1	0	0	4
Bell	2-6	2-5	0-0	3	2	6	1	3	1	0	22
Rillieux	1-4	0-0	2-2	2	1	4	2	2	0	1	23
Thomas	1-3	1-3	0-0	1	1	3	0	1	0	0	11
Team				4	1						
Totals	14-57	4-22	15-17	34	22	47	10	20	5	2	200

SDSU	FG	3FG	FT	R	F	TP	A	TO	B	S	MP
Chol*	1-1	0-0	2-2	0	2	4	0	2	1	0	16
Cheatham*	1-3	0-0	7-10	4	1	9	2	2	0	1	19
Allen*	1-5	1-2	0-0	4	3	3	2	0	2	0	18
Kell*	6-9	3-4	0-0	4	1	15	1	1	0	3	22
Hemsley*	7-10	1-2	5-7	3	2	20	4	2	1	2	26
Spencer	2-3	0-0	1-2	5	2	5	0	4	0	0	24
Williams	0-0	0-0	0-0	4	1	0	4	1	0	2	14
Shepard	5-11	0-1	3-4	10	0	13	1	3	0	0	19
Perez	4-10	3-7	0-0	3	1	11	2	0	1	2	18
Pope	1-4	0-2	0-0	3	5	2	1	2	1	0	20
U'u	1-2	0-1	0-0	2	0	2	0	0	0	0	2
Federico	0-2	0-1	0-0	0	0	0	0	0	0	1	2
Team				3							
Totals	29-60	8-20	18-25	45	18	84	17	13	10	11	200

Halftime: San Diego State 44, Nicholls 21. **FG%:** San Diego State 48.3, Nicholls 24.6. **3FG%:** San Diego State 40.0, Nicholls 18.2. **FT%:** Nicholls 88.2, San Diego State 72.0. **Officials:** Dan Chrisman, Bert Smith, Rick O'Neill. **Technical:** None.



Game 12

**Grand Canyon 52
San Diego State 45**

Dec. 18, 2015 ♦ San Diego, Calif.
Viejas Arena ♦ Att.: 12,414

SAN DIEGO - San Diego State held a two-point lead with under three minutes to play, but could not hold on as it fell to visiting Grand Canyon, 52-45.

Both teams struggled to find the bottom of the net with neither shooting above 34 percent. The Antelopes shot 33.9 percent, while the Aztecs connected on just 31.5 percent.

The first half was tight throughout as the teams traded baskets for a good portion of the 20 minutes. GCU led, 13-8, but then San Diego State went on a 7-1 run to take a 20-14 lead with 5:57 to go.

The Antelopes, however, answered with their own spurt, scoring eight unanswered points to take a 22-20 lead just before half-time, but Jeremy Hemsley knocked down a jumper to level the score with four seconds left as the teams headed for the locker room.

When play resumed, no team led by more than four points until Grand Canyon started to pull away with under three minutes left in regulation. SDSU led, 45-43, with 2:59 on the game clock and the Antelopes finished the contest by scoring nine consecutive points to provide the final margin.

In the final 2:59, the Aztecs did not do themselves any favors. They missed the front end of a 1-and-1 and did not connect on five straight field-goal attempts, including four from behind the three-point arc.

Hemsley led SDSU with 13 points and two assists. Zylan Cheatham had seven points and a career-high 11 rebounds. Trey Kell also set a personal record for rebounds with seven to go with seven points.

GCU	FG	3FG	FT	R	F	TP	A	TO	B	S	MP
Ljeskovic*	0-1	0-0	0-0	0	1	0	0	2	0	0	7
Vernon*	7-15	0-0	2-5	11	4	16	0	1	1	1	32
Russell*	3-8	1-1	6-8	6	4	13	3	3	0	3	34
Braun*	3-5	1-2	2-2	3	3	9	1	2	0	1	31
Martin*	0-1	0-0	0-0	4	3	0	3	0	0	0	20
Glaze	4-10	0-0	0-0	7	2	8	1	2	0	0	25
White	0-1	0-0	0-0	0	0	0	0	0	0	0	2
Majerle	0-1	0-0	0-0	0	0	0	0	0	0	0	7
Jackson	0-0	0-0	0-0	2	1	0	1	0	0	0	7
Magee	3-16	0-2	0-1	4	1	6	2	1	0	1	26
Davis	0-1	0-0	0-0	0	1	0	1	0	0	0	9
Team				5				1			
Totals	20-59	2-5	10-16	42	20	52	12	12	1	6	200

SDSU	FG	3FG	FT	R	F	TP	A	TO	B	S	MP
Chol*	2-4	0-0	0-0	4	4	4	0	4	2	0	18
Cheatham*	3-4	0-0	1-4	11	2	7	0	2	0	2	29
Allen*	2-7	1-5	2-4	1	2	7	0	1	0	2	26
Kell*	2-10	0-5	3-4	7	0	7	0	1	1	1	31
Hemsley*	5-16	1-4	2-3	4	3	13	2	1	0	0	31
Spencer	0-2	0-0	0-0	5	3	0	1	1	3	0	20
Williams	0-0	0-0	0-0	0	0	0	0	0	0	0	2
Shepard	1-4	0-0	0-0	2	2	2	2	1	1	0	16
Perez	1-4	1-3	0-0	0	1	3	0	1	1	0	13
Pope	1-3	0-2	0-0	3	2	2	0	0	1	0	14
Team				4							
Totals	17-54	3-19	8-17	41	19	45	5	12	9	5	200

Halftime: San Diego State 22, Grand Canyon 22. **FG%:** Grand Canyon 33.9, San Diego State 31.5. **3FG%:** Grand Canyon 40.0, San Diego State 15.8. **FT%:** Grand Canyon 62.5, San Diego State 47.1. **Officials:** John Higgins, Steve Olson, Nate Harris. **Technical:** None.



Game 13

No. 2/3 Kansas 70
San Diego State 57
 Dec. 22, 2015 ♦ San Diego, Calif.
 Viejas Arena ♦ Att.: 12,414

SAN DIEGO - San Diego State's second-half rally fell short in a 70-57 defeat to No. 2/3 Kansas at Viejas Arena.

With the loss, the Aztecs had two lengthy streaks broken. The decision snapped a 23-game winning streak in the game immediately following a loss and stopped a string of 94 consecutive games without suffering two losses in a row.

SDSU looked poised to erase a 39-27 halftime deficit when it opened the second half with consecutive dunks by Skylar Spencer and Zylan Cheatham. The buckets started a 12-4 run to help the Aztecs trim their deficit to 43-39 with just under 15 minutes to go in the game.

After Cheatham made two free throws, San Diego State forced a Kansas turnover thanks to a Jeremy Hemsley steal and the Aztecs were off and running. The freshman, however, missed a fastbreak layup and Winston Shepard had his put-back dunk rim out and the momentum slowly shifted.

The Jayhawks answered with two missed shots, but corralled the offensive boards each time, which later led to a pair of Jamari Traylor free throws. Spencer responded with another dunk for SDSU, but KU came back with 11 straight points to effectively put the game away.

The Aztecs were in the position to make a comeback thanks to a first-half-ending 8-4 run, six of which were credited to Hemsley. The spurt helped cut a 16-point hole down to a manageable 12-point deficit.

Cheatham led SDSU in points (12), rebounds (8) and assists with a career-high four. Hemsley added 10 points.

Perry Ellis led all players with 20 points and Frank Mason III chipped in 12 for Kansas.

KU	FG	3FG	FT	R	F	TP	A	TO	B	S	MP
Ellis*	8-15	2-3	2-2	3	1	20	3	5	2	0	35
Mickelson*	1-3	0-0	0-0	3	2	2	1	0	2	0	8
Mason III*	5-12	2-3	0-0	4	2	12	3	1	0	1	30
Selden Jr.*	3-6	1-2	3-3	3	3	10	1	1	0	1	22
Graham*	4-10	2-6	0-0	3	2	10	3	1	0	2	34
Mykhailiuk	0-2	0-0	0-0	0	0	0	1	0	0	0	7
Diallo	2-3	0-0	0-0	3	1	4	0	0	0	1	9
Greene	1-3	1-3	1-2	4	1	4	1	1	1	1	26
Bragg Jr.	1-3	0-0	0-0	1	0	2	0	0	1	0	6
Traylor	1-4	0-0	4-4	6	3	6	0	0	1	3	21
Lucas	0-0	0-0	0-0	1	1	0	0	0	0	0	2
Team				2							
Totals	26-61	8-19	10-11	33	16	70	13	9	7	9	200

SDSU	FG	3FG	FT	R	F	TP	A	TO	B	S	MP
Spencer*	3-4	0-0	0-0	7	2	6	0	3	0	1	33
Shepard*	3-8	0-0	3-6	6	1	9	2	2	0	0	26
Cheatham*	5-8	0-1	2-5	8	2	12	4	2	1	1	29
Kell*	1-6	1-2	3-3	5	0	6	2	1	0	2	26
Hemsley*	4-12	0-1	2-2	1	2	10	2	4	0	1	29
Chol	1-5	0-0	0-0	1	1	2	0	0	0	0	7
Allen	0-1	0-0	2-1	2	2	2	0	0	0	0	16
Williams	0-1	0-0	0-0	1	0	0	0	0	0	0	2
Perez	3-6	2-3	0-0	1	1	8	0	0	0	0	21
Pope	0-3	0-1	2-2	2	0	2	0	2	2	1	11
Team				2							
Totals	20-54	3-8	14-20	35	11	57	10	15	3	6	200

Halftime: Kansas 39, San Diego State 27. **FG%:** Kansas 42.6, San Diego State 37.0. **3FG%:** Kansas 42.1, San Diego State 37.5. **FT%:** Kansas 90.9, San Diego State 70.0. **Officials:** John Higgins, Gerry Pollard, Rod Dixon. **Technical:** None.



Game 14

San Diego State 67
Wyoming 55
 Dec. 30, 2015 ♦ San Diego, Calif.
 Viejas Arena ♦ Att.: 12,414

SAN DIEGO - San Diego State, the two-time defending Mountain West regular-season champions, stopped a two-game losing streak with its ninth straight MW-opening victory, a 67-55 decision over visiting Wyoming.

The Aztecs allowed a Josh Adams jumper to start the game, but then responded with a game-changing 10-0 run to lead, 10-2, before the clock hit 16:00.

Wyoming briefly slowed SDSU with a basket coming out of the media timeout, but San Diego State answered once again with seven unanswered points.

The Cowboys, however, closed the first half on a 16-10 run to close their gap as the Aztecs entered the locker room ahead, 35-25. In the first 20 minutes, Adams led all players with 13 points, while Trey Kell poured in 12 for SDSU.

In the second half, Wyoming scored the first five points and ultimately trailed, 44-40, with 10:17 left after Jason McManamen knocked down a three-pointer. Jeremy Hemsley, however, returned the favor and then some by hitting consecutive threes in consecutive possession to push SDSU's lead back to 10.

The Cowboys cut their deficit to nine, but Winston Shepard converted a three-point play and San Diego State led by double figures the rest of the way save for the time when Alan Herndon hit a trey with 1:11 in the game to help Wyoming get to within nine.

Shepard, Hemsley and Adams each scored 16 points to lead all players with Hemsley scoring 14 of his points in the second half. Shepard added a career-high 11 rebounds to post his second double-double of the season.

Kell chipped in with 14 points, while Skylar Spencer posted eight points and a season-high 12 rebounds, which led to SDSU's 50 boards, an MW single-game school record.

UW	FG	3FG	FT	R	F	TP	A	TO	B	S	MP
Herndon*	3-7	1-4	1-2	2	4	8	3	1	0	2	28
Barnes*	0-0	0-0	0-0	1	0	0	0	1	0	0	9
James*	1-6	1-3	0-0	3	5	3	0	1	2	0	27
Adams*	7-18	1-5	1-2	5	4	16	5	4	0	2	39
McManamen*	3-10	3-7	2-2	1	3	11	0	1	0	0	35
Aka Gorski	0-0	0-0	0-0	1	1	0	1	0	0	0	8
Lieberman	0-2	0-2	0-0	0	0	0	0	0	0	1	7
Dalton	4-8	0-2	5-7	4	2	13	1	1	2	0	27
Naughton	1-1	0-0	2-4	3	1	4	0	1	0	0	8
Washington III	0-0	0-0	0-0	1	0	0	0	0	0	0	12
Team				5							
Totals	19-52	6-23	11-17	26	20	55	10	10	4	5	200

SDSU	FG	3FG	FT	R	F	TP	A	TO	B	S	MP
Spencer*	1-3	0-0	6-8	12	3	8	0	2	2	1	29
Shepard*	5-13	0-3	6-7	11	3	16	1	3	0	0	31
Cheatham*	2-7	0-2	0-0	4	1	4	1	0	1	1	21
Kell*	5-11	2-3	2-4	4	2	14	1	3	0	0	31
Hemsley*	4-9	2-3	6-9	5	2	16	2	1	2	0	32
Chol	0-1	0-0	0-0	4	2	0	0	0	2	0	13
Allen	2-6	0-3	1-4	2	4	5	1	1	0	4	18
Perez	1-5	0-4	0-0	2	0	2	1	2	0	0	14
Pope	1-3	0-2	0-0	4	3	2	2	0	0	0	11
Team				2							
Totals	21-58	4-20	32-32	50	20	67	9	12	7	6	200

Halftime: San Diego State 35, Wyoming 25. **FG%:** Wyoming 36.5, San Diego State 36.2. **3FG%:** Wyoming 26.1, San Diego State 20.0. **FT%:** San Diego State 65.6, Wyoming 64.7. **Officials:** Verne Harris, Randy McCall, Tommy Nunez. **Technical:** Adams - Wyoming.



Game 15

San Diego State 70
Utah State 67
 Jan. 2, 2016 ♦ Logan, Utah
 Dee Glen Smith Spectrum ♦ Att.: 8,626

LOGAN, Utah - San Diego State nearly had a 13-point second-half lead slip away, but made plays down the stretch to fend off home-standing Utah State, 70-67.

SDSU had four of its five starters score in double figures for the first time this season and received a second straight strong effort from Winston Shepard. The senior forward finished with 18 points, six rebounds, five assists, one blocked shot and five steals.

Joining Shepard in double figures was Zylan Cheatham and Trey Kell, who each had 13 points, and Jeremy Hemsley, who registered 10 points and five assists.

The Aztecs led, 39-36, at halftime and came out firing on all cylinders when play resumed. San Diego State scored 10 unanswered points with the last four coming from Shepard to put the visitors ahead by the aforementioned 13 points with 17:08 left to play.

In less than three minutes, the Aggies were down by six, but the Aztecs kept them at a safe distance for the next several possessions.

As the game was winding down, Utah State faced a 65-64 deficit with 1:04 left in regulation. Cheatham, however, answered on the other end of the court with a layup, putting the Aztecs in front, 67-64, with 38 seconds to go.

On the ensuing possession, the Aggies went to Shane Rector, who had his layup blocked by Shepard. The rebound went to USU, but Chris Smith could not convert his field-goal attempt and Shepard corralled the carom and was fouled. He ultimately made one of two free throws, which proved to be crucial in what would end up as a three-point win.

Lew Evans led all players with 22 points and 11 rebounds for Utah State. Jalen Moore had 13 points, and Smith and Rector had 12 and 11 points, respectively.

SDSU	FG	3FG	FT	R	F	TP	A	TO	B	S	MP
Spencer*	3-5	0-0	0-0	8	5	6	0	0	2	0	24
Shepard*	7-16	1-1	3-6	6	2	18	5	4	1	5	31
Cheatham*	5-7	0-1	3-4	3	4	13	0	2	0	0	22
Kell*	5-13	2-6	1-2	6	2	13	1	2	0	1	35
Hemsley*	3-12	3-6	1-2	4	1	10	5	1	0	2	32
Chol	1-2	0-0	0-0	3	4	2	0	1	0	0	9
Allen	0-1	0-0	2-2	1	4	2	2	1	0	0	19
Perez	1-2	0-1	0-0	2	0	2	0	0	0	0	12
Pope	2-4	0-2	0-4	1	4	0	1	0	0	0	16
Team				2							
Totals	27-62	6-17	10-20	39	23	70	13	12	3	8	200

USU	FG	3FG	FT	R	F	TP	A	TO	B	S	MP
Evans*	4-7	4-6	10-12	11	3	22	0	4	0	0	32
Moore, J.*	3-10	1-6	6-6	3	1	13	2	0	2	0	35
Perkins*	1-3	0-1	0-0	3	2	1	1	0	1	0	28
Rector*	4-10	0-2	3-4	1	3	11	0	2	0	3	26
Smith*	5-9	0-1	2-3	8	1	12	4	1	2	1	33
Pearre	2-6	0-3	2-2	2	2	6	0	0	0	0	23
Bolton III	0-0	0-0	0-0	1	0	0	0	1	1	0	3
Taylor	0-0	0-0	0-0	2	3	0	0	0	0	0	5
Moore, G.	0-1	0-1	0-0	1	0	0	0	1	0	0	9
Jones	0-1	0-0	1-2	0	3	1	0	0	0	0	6
Team				1							
Totals	19-47	5-20	24-29	30	19	67	7	11	5	5	200

Halftime: San Diego State 39, Utah State 36. **FG%:** San Diego State 43.5, Utah State 40.4. **3FG%:** San Diego State 35.3, Utah State 25.0. **FT%:** Utah State 82.8, San Diego State 50.0. **Officials:** Mark Whitehead, Bob Staffen, Doran Gotschall. **Technical:** None.



Game 16

San Diego State 77
San José State 62

Jan. 6, 2016 ♦ San Diego, Calif.
Viejas Arena ♦ Att.: 12,414

SAN DIEGO - San Diego State continued to roll in Mountain West action and won for the third time in three outings, this time defeating San José State, 77-62.

The Aztecs received huge contributions from their starting lineup, starting with Jeremy Hemsley. The true freshman scored SDSU's first eight points and ultimately finished with a career-high 20. He started the game by knocking down his first six shots from the field, including a career-high four three-pointers, before turning in a 7-for-9 shooting line (4-6 3FG).

Winston Shepard was also very good as he filled the stat sheet with 17 points, five rebounds, a game-high six assists and two steals. Zylan Cheatham matched Shepard with 17 points and Trey Kell added 10. The fifth member of the lineup, Skylar Spencer, grabbed a game-high eight rebounds.

The fivesome started the game and helped the Aztecs enjoy an 11-point lead with 3:36 left in the first half. The Spartans, however, closed the frame on a 14-5 run, which cut their deficit to two points, 37-35, at intermission.

SJSU took a 40-39 lead in the opening minutes of the second half, but a 12-0 SDSU run bumped the Aztecs ahead by 11. The Spartans scored the next three points to trail by single digits only to have San Diego State respond by scoring 14 of the next 19 points to take a commanding 65-48 lead.

San José State got to within 10 points of the Aztecs with 6:17 left in the game, but would not get any closer as SDSU won for the 155th straight time when leading with five minutes to play.

The Spartans were led by Ryan Welage and Princeton Onwas, who both scored 23 points. Welage was 9-for-18 from the floor and Onwas made half of his 16 attempts.

SJSU	FG	3FG	FT	R	F	TP	A	TO	B	S	MP
Rogers*	1-6	1-2	0-0	5	5	3	0	2	2	0	30
Welage*	9-18	3-9	2-2	8	2	23	1	0	0	0	39
Schwartz*	0-3	0-3	0-0	3	4	0	1	0	0	1	23
Hillsman*	0-4	0-2	0-0	0	3	0	1	2	0	0	22
Thornton*	0-2	0-1	2-2	4	3	2	2	0	0	1	16
Williams, Jr.	2-5	0-3	3-4	3	2	7	0	1	0	0	14
Basor	0-0	0-0	0-0	0	1	0	0	0	0	0	1
Clarke	1-2	0-0	0-0	2	1	2	0	0	0	0	16
Onwas	8-16	3-6	4-6	4	1	23	1	1	0	1	33
Bahner	0-1	0-0	2-2	0	1	2	0	0	0	0	6
Team				2			3				
Totals	21-57	7-26	13-16	31	23	62	6	9	2	3	200

SDSU	FG	3FG	FT	R	F	TP	A	TO	B	S	MP
Spencer*	0-1	0-0	0-0	8	4	0	0	2	1	1	24
Shepard*	5-11	1-4	6-8	5	0	17	6	1	0	2	29
Cheatham*	5-7	0-0	7-9	3	2	17	2	0	0	0	25
Kell*	4-11	1-4	1-1	4	2	10	2	2	1	0	32
Hemsley*	7-9	4-6	2-4	4	1	20	2	1	1	0	35
Chol	1-1	0-0	1-2	2	1	3	0	0	0	0	12
Allen	0-3	0-2	0-1	1	2	0	0	1	1	1	12
Williams	0-0	0-0	0-0	0	0	0	0	0	0	0	1
Perez	1-5	1-5	0-0	0	1	3	0	0	0	1	13
Pope	2-4	1-1	2-6	4	2	7	0	1	1	0	17
Team				5							
Totals	25-52	8-22	19-31	36	15	77	12	8	5	5	200

Halftime: San Diego State 37, San José State 35. **FG%:** San Diego State 48.1, San José State 36.8. **3FG%:** San Diego State 36.4, San José State 26.9. **FT%:** San José State 81.3, San Diego State 61.3. **Officials:** Kelly Self, Bill Vinovich, Keith Kimble. **Technical:** None.



Game 17

San Diego State 69
Colorado State 62

Jan. 13, 2016 ♦ Fort Collins, Colo.
Moby Arena ♦ Att.: 4,018

FORT COLLINS, Colo. - San Diego State received a pair of strong performances from a pair of sophomores to help defeat Colorado State, 69-62, at Moby Arena.

Trey Kell was aggressive from the start and found his groove en route to a game- and career-high 19 points to go with a personal-best five assists and zero turnovers. Classmate Malik Pope, meanwhile, came off the bench and matched his season high with 14 points, a year after exploding for 22 points against the Rams in Moby.

The game was won in the final minute after CSU's Fred Richardson III made two free throws with 1:05 left in the game. With the score level at 62, Kell knocked down a shot in the paint and the Aztecs got a stop on the defensive end, one that ended with Pope grabbing the rebound and getting fouled himself. Pope made both free throws on the other end to give the visitors a 66-62 lead.

On the next possession, San Diego State got yet another stop, this time highlighted by a steal from Kell. Skylar Spencer followed suit on Colorado State's next trip down the floor, which led to Winston Shepard knocking down the second of two free throws to give the Aztecs a 67-62 advantage with 14 seconds left.

Then for good measure, Jeremy Hemsley picked the pocket of John Gillon with six seconds left in the game and made a pair of free throws after being fouled to provide the final seven-point margin.

Hemsley finished his 33-minute outing with 14 points with Shepard adding eight points. Spencer grabbed a game-high eight rebounds, marking his fourth straight game with at least that many.

CSU was led by Joe De Ciman's 16 points on 4-for-6 shooting from behind the three-point arc. Tiel Daniels scored 15 points.

SDSU	FG	3FG	FT	R	F	TP	A	TO	B	S	MP
Spencer*	3-5	0-0	1-2	8	4	7	0	0	2	2	29
Shepard*	2-9	0-1	4-5	3	1	8	0	1	0	0	27
Cheatham*	0-1	0-1	0-0	3	2	0	1	1	0	0	18
Kell*	8-17	1-8	2-2	5	3	19	5	0	1	3	37
Hemsley*	5-9	2-5	2-2	2	3	14	1	3	0	1	33
Chol	0-2	0-0	0-0	1	4	0	3	2	0	1	12
Allen	1-3	1-1	2-2	2	1	5	0	0	0	1	17
Perez	1-3	0-2	0-0	0	0	2	1	1	0	0	7
Pope	5-8	2-2	2-2	4	1	14	0	1	2	0	20
Team				2							
Totals	25-57	6-20	13-15	30	19	69	11	9	2	6	200

CSU	FG	3FG	FT	R	F	TP	A	TO	B	S	MP
Omogbo*	3-9	0-2	2-2	8	1	8	1	2	1	0	25
Daniels*	5-6	0-0	5-6	6	3	15	2	0	0	0	34
Scott*	3-12	1-6	1-2	7	2	8	0	2	0	0	24
Gillon*	1-8	0-7	2-3	5	2	4	2	3	0	0	36
De Ciman*	5-9	4-6	2-2	2	2	16	1	2	0	1	31
Jackson	3-3	0-0	0-0	0	3	6	2	1	1	0	13
Richardson III	0-0	0-0	2-2	2	4	2	2	1	0	0	14
Nixon	1-3	1-3	0-0	0	0	3	1	0	0	1	6
Paige	0-2	0-1	0-0	1	0	0	2	2	0	0	17
Team				5			1				
Totals	21-52	6-25	14-17	36	17	62	13	14	2	2	200

Halftime: Colorado State 31, San Diego State 29. **FG%:** San Diego State 43.9, Colorado State 40.4. **3FG%:** San Diego State 30.0, Colorado State 24.0. **FT%:** San Diego State 86.7, Colorado State 82.4. **Officials:** David Hall, Randy McCall, Eric Curry. **Technical:** None.



Game 18

San Diego State 56
Boise State 53

Jan. 16, 2016 ♦ Boise, Idaho
Taco Bell Arena ♦ Att.: 10,421

BOISE, Idaho - San Diego State put an end to Boise State's 10-game winning streak and 17-game home winning streak with a 56-53 victory over the Broncos inside Taco Bell Arena.

The game started off with both teams having trouble finding the bottom of the net. The Aztecs missed their first seven attempts from the floor before Zylan Cheatham ended the drought nearly 2:30 into the game. Boise State, meanwhile, missed its first four shots, but got on the board with a pair of Chandler Hutchinson free throws after 5:53 had passed. Zach Haney made the Broncos first basket 7:10 into the game, which tied the score at 6-6.

The Aztecs led by as many as five points in the first half, but Boise State fought its way back and eventually took a three-point lead with under two minutes remaining. Dakarai Allen, however, scored SDSU's final four points and the visitors went into the locker room down, 26-25.

The start of the second half was much different than that first as the teams combined to shoot 8-for-11 out of the gate. The eighth field goal was a three-pointer by Malik Pope to give the Aztecs a 37-35 advantage.

The score remained close and SDSU found itself ahead, 41-40 with over 10 minutes to play. It was at this point the Aztecs began to take over, outscoring the Broncos, 13-6, over a 4:28 span to take a 54-44 lead.

Boise State would not go down quietly, scoring the next six points and forcing six turnovers. But with under a minute to go, SDSU was able to break BSU's press that produced the turnovers and Trey Kell found Pope for a dunk put the Aztecs up six.

The Broncos, who missed their first 14 three-point attempts, finally got one to fall with 21 seconds left and had two chances in the final six seconds, but Pope blocked the first one and the other was off the mark securing the SDSU win.

SDSU	FG	3FG	FT	R	F	TP	A	TO	B	S	MP
Spencer*	2-3	0-0	0-0	2	2	4	0	1	0	0	30
Shepard*	4-11	0-1	5-7	10	1	13	4	2	0	1	35
Cheatham*	3-9	0-0	1-2	10	1	7	1	2	0	0	19
Kell*	5-12	1-5	0-0	5	2	11	1	4	0	1	31
Hemsley*	1-9	0-5	0-0	2	3	2	0	2	0	1	29
Chol	1-2	0-0	0-0	1	2	2	0	1	1	0	9
Allen	2-3	1-2	1-2	1	5	6	1	2	0	0	20
Perez	1-1	0-0	0-0	0	0	2	0	0	0	0	4
Pope	4-7	1-1	0-0	6	1	9	0	1	2	0	23
Team				5							
Totals	23-57	3-14	7-11	42	17	56	7	15	3	3	200

BSU	FG	3FG	FT	R	F	TP	A	TO	B	S	MP
Duncan*	3-9	1-6	5-5	4	3	12	1	0	0	3	37
Webb III*	6-16	0-7	5-5	11	1	17	1	1	0	2	36
Thompson*	2-7	0-0	1-1	1	2	5	0	3	0	0	37
Drmic*	0-3	0-2	0-0	2	3	0	0	1	0	3	22
Jackson*	0-1	0-1	0-0	1	0	0	0	0	0	0	4
Haney	1-3	0-1	0-0	2	3	2	0	0	2	0	8
Hutchinson	2-11	0-0	7-7	4	2	11	0	1	0	1	30
Alford	1-1	0-0	0-0	0	0	2	0	3	0	0	10
Austin	2-3	0-0	0-1	0	1	4	1	2	0	1	16
Team				5							
Totals	17-54	1-17	18-19	30	15	53	3	10	3	9	200

Halftime: Boise State 26, San Diego State 25. **FG%:** San Diego State 40.4, Boise State 31.5. **3FG%:** San Diego State 21.4, Boise State 5.9. **FT%:** Boise State 94.7, San Diego State 63.6. **Officials:** Verne Harris, Mike Scyphers, Michael Irving. **Technical:** None.

SAN DIEGO STATE SCHEDULE/RESULTS

Record: 12-6 (Home: 7-3, Away: 4-1, Neutral: 1-2)
 Mountain West: 5-0 (Home: 2-0, Away: 3-0)

Date	SDSU NR	Opponent	SDSU Result	W-L	Record	MW	Scorer	San Diego State High			Attendance
								Rebounder	Assists		
Nov. 13	rv/rv	ILLINOIS STATE	W 71-60	W1	1-0		Hemsley - 20	Shepard, Spencer - 8	Hemsley - 5		12,414 (c)
Nov. 16	--/rv	at (16/16) Utah	L 76-81	L1	1-1		Shepard - 19	Cheatham, Kell, Shepard - 7	Kell - 2		13,587
Nov. 18	--/rv	SAN DIEGO CHRISTIAN	W 71-61	W1	2-1		Hemsley, Pope - 14	Cheatham - 8	Allen - 4		12,414 (c)
Nov. 21	--/rv	LITTLE ROCK~	L 43-49	L1	2-2		Allen, Hemsley - 11	Allen, Chol - 7	Cheatham, Chol, Hemsley, Shepard - 2		12,414 (c)
Nov. 23		EAST CAROLINA~	W 79-54	W1	3-2		Hemsley, Shepard - 16	Cheatham - 8	Hemsley - 6		12,414 (c)
Nov. 26		vs. (14/13) California# (SF)	W 72-58	W2	4-2		Shepard, Spencer - 15	Cheatham - 10	Shepard - 4		3,125
Nov. 27		vs. (--/22) West Virginia# (CH)	L 50-72	L1	4-3		Hemsley - 14	Pope, Spencer - 5	Hemsley, Kell, Shepard - 1		3,245
Dec. 1	rv/--	at Long Beach State	W 76-72	W1	5-3		Kell - 13	Pope - 8	Hemsley - 4		4,365 (c)
Dec. 6	rv/--	vs. San Diego%	L 48-53	L1	5-4		Kell - 14	Chol - 7	Shepard - 3		10,086
Dec. 7		BIOLA	W 73-53	W1	6-4		Cheatham, Hemsley - 16	Chol - 8	Allen, Shepard - 2		12,414 (c)
Dec. 10		NICHOLLS	W 84-47	W2	7-4		Hemsley - 20	Shepard - 10	Hemsley, Williams - 4		12,414 (c)
Dec. 18		GRAND CANYON	L 45-52	L1	7-5		Hemsley - 13	Cheatham - 11	Hemsley, Shepard - 2		12,414 (c)
Dec. 22		(2/3) KANSAS	L 57-70	L2	7-6		Cheatham - 12	Cheatham - 8	Cheatham - 4		12,414 (c)
Dec. 30		WYOMING*	W 67-55	W1	8-6	1-0	Hemsley, Shepard - 16	Spencer - 12	Hemsley - 2		12,414 (c)
Jan. 2		at Utah State*	W 70-67	W2	9-6	2-0	Shepard - 18	Spencer - 8	Hemsley, Shepard - 5		8,626
Jan. 6		SAN JOSÉ STATE*	W 77-62	W3	10-6	3-0	Cheatham, Shepard - 17	Spencer - 8	Shepard - 6		12,414 (c)
Jan. 13		at Colorado State*	W 69-62	W4	11-6	4-0	Kell - 19	Spencer - 8	Kell - 5		4,018
Jan. 16		at (--/rv) Boise State*	W 56-53	W5	12-6	5-0	Shepard - 13	Cheatham, Shepard - 10	Shepard - 4		10,421
Jan. 19		FRESNO STATE*									
Jan. 23		UTAH STATE*									
Jan. 26		at Nevada*									
Jan. 30		at UNLV*									
Feb. 2		COLORADO STATE*									
Feb. 6		NEW MEXICO									
Feb. 10		at Fresno State*									
Feb. 13		AIR FORCE*									
Feb. 21		at San José State*									
Feb. 24		at Wyoming*									
Feb. 27		BOISE STATE*									
March 1		at New Mexico*									
March 5		UNLV*									

Caps denotes home game. ~ - Continental Tire Las Vegas Invitational Opening Round (Campus Sites). # - Continental Tire Las Vegas Invitational Championship Round (Orleans Arena; Las Vegas, Nevada). % - Petco Park (San Diego, California). * - Mountain West Game. ` - Mountain West Men's Basketball Championship (Thomas & Mack Center; Las Vegas, Nevada). c - Capacity crowd. SF - Semifinal. CH - Championship. SDSU NR - San Diego State national ranking (*Associated Press* and *USA Today* coaches polls at game time). Time to the right of opponent name indicates time remaining on a game-winning shot.

Record/Attendance Summary

	G	W-L	Total	Average	High	
Home	10	7-3	124,140	12,414	12,414 - 10 times	** 65 consecutive regular-season sellouts
Mountain West	2	2-0	24,828	12,414	12,414 - two times	
Away	5	4-1	41,017	8,203	13,587 - at No. 16/16 Utah (Nov. 16)	
Mountain West	3	3-0	23,065	7,688	10,421 at Boise State (Jan. 16)	
Neutral	3	1-2	16,456	5,485	10,086 - vs. San Diego (Dec. 6)	
Total	18	12-6	181,613	10,089	13,587 - at No. 16/16 Utah (Nov. 16)	
Mountain West	5	5-0	47,893	9,579	12,414 - two times	

Win/Loss Margin

	1	2	3	4	5	6	7	8	9	10	11	12	13	14	15	16	17	18	19	20	22	25	37	=<3	=<5	=<10
Win			2	1			1			1	1	1								1		1	1	2	3	5
Loss					2	1	1						1								1				2	4

SEASON STATS

Record: 12-6 (Home: 7-3, Away: 4-1, Neutral: 1-2)

No.	Player	GP	GS	Min	Avg	TOTAL			3-PTS			REBOUNDS														
						FG	FGA	Pct	3FG	FGA	Pct	FT	FTA	Pct	Off	Def	Tot	Avg	PF	FO	A	TO	Blk	Stl	Pts	Avg
42	HEMSLEY, Jeremy	18	18	543	30.2	78	172	.453	24	60	.400	53	70	.757	10	41	51	2.8	45	2	41	41	8	11	233	12.9
13	SHEPARD, Winston	17	9	438	25.8	54	136	.397	5	21	.238	65	87	.747	29	70	99	5.8	27	0	37	34	6	14	178	10.5
12	KELL, Trey	18	18	477	26.5	60	161	.373	23	69	.333	23	38	.605	9	60	69	3.8	28	1	28	30	3	11	166	9.2
14	CHEATHAM, Zylan	18	14	383	21.3	49	97	.505	2	12	.167	55	80	.688	29	76	105	5.8	39	2	22	32	7	10	155	8.6
04	ALLEN, Dakarai	18	9	418	23.2	33	92	.359	15	53	.283	38	54	.704	10	34	44	2.4	42	1	21	25	12	17	119	6.6
21	POPE, Malik	18	4	349	19.4	37	108	.343	12	46	.261	17	29	.586	13	60	73	4.1	27	1	7	21	14	3	103	5.7
00	SPENCER, Skylar	18	10	427	23.7	32	54	.593	0	0	.000	16	28	.571	38	62	100	5.6	46	2	6	13	30	5	80	4.4
15	PEREZ, Ben	16	0	194	12.1	24	65	.369	15	48	.313	2	3	.667	6	10	16	1.0	12	0	4	8	3	8	65	4.1
03	CHOL, Angelo	18	8	258	14.3	24	52	.462	0	0	.000	11	18	.611	24	36	60	3.3	44	0	8	19	15	10	59	3.3
11	WILLIAMS, D'Erryl	13	0	105	8.1	7	16	.438	0	2	.000	8	14	.571	1	11	12	0.9	14	0	5	9	0	5	22	1.7
22	U'U, Parker	3	0	4	1.3	1	2	.500	0	1	.000	2	2	1.000	0	3	3	1.0	0	0	1	0	0	0	4	1.3
33	FEDERICO, Niksha	3	0	4	1.3	0	3	.000	0	2	.000	0	0	.000	0	0	0	0.0	0	0	0	0	0	1	0	0.0
TEAM																										
SAN DIEGO STATE		18			399 958 .416			96	314	.306	290	423	.686	206	488	694	38.6	324	9	180	236	98	95	1184	65.8	
OPPONENTS		18			363 1000 .363			115	366	.314	240	321	.748	185	411	596	33.1	373	-	177	220	57	113	1081	60.1	

SCORE BY PERIODS:	1st	2nd	OT	2OT	Total
SAN DIEGO STATE	578	606			1,184
OPPONENTS	535	546			1,081

Mountain West: 5-0 (Home: 2-0, Away: 3-0)

No.	Player	GP	GS	Min	Avg	TOTAL			3-PTS			REBOUNDS														
						FG	FGA	Pct	3FG	FGA	Pct	FT	FTA	Pct	Off	Def	Tot	Avg	PF	FO	A	TO	Blk	Stl	Pts	Avg
13	SHEPARD, Winston	5	5	153	30.6	23	60	.383	2	10	.200	24	33	.727	14	21	35	7.0	7	0	16	11	1	8	72	14.4
12	KELL, Trey	5	5	166	33.2	27	64	.422	7	26	.269	6	9	.667	3	21	24	4.8	11	0	10	11	1	3	67	13.4
42	HEMSLEY, Jeremy	5	5	161	32.2	20	48	.417	11	25	.440	11	17	.647	3	14	17	3.4	10	0	10	8	3	4	62	12.4
14	CHEATHAM, Zylan	5	5	105	21.0	15	31	.484	0	4	.000	11	15	.733	10	13	23	4.6	10	0	5	5	1	1	41	8.2
21	POPE, Malik	5	0	87	17.4	14	26	.538	4	8	.500	4	12	.333	6	16	22	4.4	8	0	2	4	5	0	36	7.2
00	SPENCER, Skylar	5	5	136	27.2	9	17	.529	0	0	.000	7	10	.700	15	23	38	7.6	18	1	0	5	5	4	25	5.0
04	ALLEN, Dakarai	5	0	86	17.2	5	16	.313	2	8	.250	6	11	.545	1	6	7	1.4	16	1	4	5	1	6	18	3.6
15	PEREZ, Ben	5	0	50	10.0	5	16	.313	1	12	.083	0	0	.000	2	2	4	0.8	1	0	2	3	0	1	11	2.2
03	CHOL, Angelo	5	0	55	11.0	3	8	.375	0	0	.000	1	2	.500	3	8	11	2.2	13	0	3	4	3	1	7	1.4
11	WILLIAMS, D'Erryl	1	0	1	1.0	0	0	.000	0	0	.000	0	0	.000	0	0	0	0.0	0	0	0	0	0	0	0	0.0
TEAM																										
SAN DIEGO STATE		5			121 286 .423			27	93	.290	70	109	.642	66	131	197	39.4	94	2	52	56	20	28	339	67.8	
OPPONENTS		5			97 262 .370			25	111	.225	80	98	.816	39	114	153	30.6	94	-	39	54	16	24	299	59.8	

SCORE BY PERIODS:	1st	2nd	OT	2OT	Total
SAN DIEGO STATE	165	174			339
OPPONENTS	153	146			299

HOME/AWAY STATS

Home: 7-3

No.	Player	GP	GS	Min	Avg	TOTAL			3-PTS			REBOUNDS			PF	FO	A	TO	Blk	Stl	Pts	Avg				
						FG	FGA	Pct	3FG	FGA	Pct	FT	FTA	Pct									Off	Def	Tot	Avg
42	HEMSLEY, Jeremy	10	10	296	29.6	55	104	.529	16	35	.457	30	43	.698	7	25	32	3.2	22	0	28	21	6	6	156	15.6
14	CHEATHAM, Zylan	10	7	231	23.1	29	52	.558	2	9	.222	38	58	.655	16	44	60	6.0	17	0	16	16	3	8	98	9.8
13	SHEPARD, Winston	9	5	222	24.7	27	66	.409	1	11	.091	33	47	.702	18	40	58	6.4	12	0	18	21	2	3	88	9.8
12	KELL, Trey	10	10	226	22.6	25	69	.362	10	31	.323	10	16	.625	4	28	32	3.2	13	1	11	15	2	7	70	7.0
04	ALLEN, Dakarai	10	5	223	22.3	18	54	.333	7	30	.233	19	30	.633	8	18	26	2.6	20	0	15	10	9	12	62	6.2
15	PEREZ, Ben	9	0	152	16.9	17	55	.309	13	43	.302	2	2	1.000	4	8	12	1.3	9	0	3	6	3	7	49	5.4
21	POPE, Malik	10	3	175	17.5	18	54	.333	6	24	.250	5	10	.500	3	32	35	3.5	18	1	5	12	8	1	47	4.7
00	SPENCER, Skylar	10	6	233	23.3	16	28	.571	0	0	.000	9	16	.563	28	36	64	6.4	20	0	4	11	14	3	41	4.1
03	CHOL, Angelo	10	4	158	15.8	14	31	.452	0	0	.000	8	13	.615	17	22	39	3.9	20	0	4	13	11	4	36	3.6
11	WILLIAMS, D'Erryl	9	0	76	8.4	5	13	.385	0	2	.000	6	12	.500	0	10	10	1.1	8	0	4	3	0	5	16	1.8
22	U'U, Parker	3	0	4	1.3	1	2	.500	0	1	.000	2	2	1.000	0	3	3	1.0	0	0	1	0	0	0	4	1.3
33	FEDERICO, Niksha	3	0	4	1.3	0	3	.000	0	2	.000	0	0	.000	0	0	0	0.0	0	0	0	0	0	1	0	0.0
TEAM															21	15	36	3.6	0			3			0	
SAN DIEGO STATE		10				225	531	.424	55	188	.293	162	249	.651	126	281	407	40.7	159	2	109	131	58	57	667	66.7
OPPONENTS		10				197	568	.347	65	201	.323	104	141	.738	100	217	317	31.7	209	-	102	119	31	53	563	56.3

SCORE BY PERIODS:	1st	2nd	OT	2OT	Total
SAN DIEGO STATE	346	321			667
OPPONENTS	271	292			563

Road/Neutral: 5-3 (Away: 4-1, Neutral: 1-2)

No.	Player	GP	GS	Min	Avg	TOTAL			3-PTS			REBOUNDS			PF	FO	A	TO	Blk	Stl	Pts	Avg				
						FG	FGA	Pct	3FG	FGA	Pct	FT	FTA	Pct									Off	Def	Tot	Avg
12	KELL, Trey	7	7	220	31.4	30	80	.375	12	33	.364	13	22	.591	5	27	32	4.6	13	0	16	11	1	3	85	12.1
12	KELL, Trey	8	8	251	31.4	35	92	.380	13	38	.342	13	22	.591	5	32	37	4.6	15	0	17	15	1	4	96	12.0
13	SHEPARD, Winston	8	4	216	27.0	27	70	.386	4	10	.400	32	40	.800	11	30	41	5.1	15	0	19	13	4	11	90	11.3
42	HEMSLEY, Jeremy	8	8	247	30.9	23	68	.338	8	25	.320	23	27	.852	3	16	19	2.4	23	2	13	20	2	5	77	9.6
04	ALLEN, Dakarai	8	4	195	24.4	15	38	.395	8	23	.348	19	24	.792	2	16	18	2.3	22	1	6	15	3	5	57	7.1
14	CHEATHAM, Zylan	8	7	152	19.0	20	45	.444	0	3	.000	17	22	.773	13	32	45	5.6	22	2	6	16	4	2	57	7.1
21	POPE, Malik	8	1	174	21.8	19	54	.352	6	22	.273	12	19	.632	10	28	38	4.8	9	0	2	9	6	2	56	7.0
00	SPENCER, Skylar	8	4	194	24.3	16	26	.615	0	0	.000	7	12	.583	10	26	36	4.5	26	2	2	2	16	2	39	4.9
03	CHOL, Angelo	8	4	100	12.5	10	21	.476	0	0	.000	3	5	.600	7	14	21	2.6	24	0	4	6	4	6	23	2.9
15	PEREZ, Ben	7	0	42	6.0	7	10	.700	2	5	.400	0	1	.000	2	2	4	0.6	3	0	1	2	0	1	16	2.3
11	WILLIAMS, D'Erryl	4	0	29	7.3	2	3	.667	0	0	.000	2	2	1.000	1	1	2	0.5	6	0	1	6	0	0	6	1.5
TEAM															16	10	26	3.3	0			1			0	
SAN DIEGO STATE		8				174	427	.407	41	126	.325	128	174	.736	80	207	287	35.9	165	7	71	105	40	38	517	64.6
OPPONENTS		8				166	432	.384	50	165	.303	136	180	.756	85	194	279	34.9	164	-	75	101	26	60	518	64.8

SCORE BY PERIODS:	1st	2nd	OT	2OT	Total
SAN DIEGO STATE	232	285			517
OPPONENTS	264	254			518

WIN/LOSS STATS

Wins: 12

No.	Player	GP	GS	Min	TOTAL			3-PTS			FT	FTA	Pct	REBOUNDS				PF	FO	A	TO	Blk	Stl	Pts	Avg																						
					FG	FGA	Pct	3FG	FGA	Pct				Off	Def	Tot	Avg																														
42	HEMSLEY, Jeremy	12	12	363	30.3	58	111	.523	21	47	.447	35	49	.714	6	34	40	3.3	31	2	32	23	6	9	172	14.3																					
13	SHEPARD, Winston	11	6	297	27.0	42	97	.433	3	15	.200	52	68	.765	22	51	73	6.6	14	0	27	22	2	9	139	12.6																					
12	KELL, Trey	12	12	308	25.7	46	108	.426	18	49	.367	7	14	.500	5	35	40	3.3	23	1	20	23	2	8	117	9.8																					
14	CHEATHAM, Zylan	12	10	258	21.5	34	68	.500	2	10	.200	46	63	.730	20	47	67	5.6	24	1	14	19	2	6	116	9.7																					
21	POPE, Malik	12	2	237	19.8	30	77	.390	10	32	.313	9	19	.474	12	40	52	4.3	20	1	7	14	10	2	79	6.6																					
04	ALLEN, Dakarai	12	6	274	22.8	21	60	.350	9	31	.290	19	29	.655	7	22	29	2.4	29	1	18	14	12	13	70	5.8																					
00	SPENCER, Skylar	12	7	284	23.7	27	41	.659	0	0	.000	15	25	.600	30	43	73	6.1	32	1	4	9	16	4	69	5.8																					
15	PEREZ, Ben	11	0	138	12.5	17	49	.347	9	36	.250	2	2	1.000	5	8	13	1.2	9	0	4	7	2	8	45	4.1																					
03	CHOL, Angelo	12	5	169	14.1	15	32	.469	0	0	.000	10	15	.667	12	25	37	3.1	30	0	6	12	10	6	40	3.3																					
11	WILLIAMS, D'Erryl	7	0	64	9.1	4	9	.444	0	1	.000	6	9	.667	0	9	9	1.3	7	0	4	4	0	3	14	2.0																					
22	U'U, Parker	3	0	4	1.3	1	2	.500	0	1	.000	2	2	1.000	0	3	3	1.0	0	0	1	0	0	0	4	1.3																					
33	FEDERICO, Niksha	3	0	4	1.3	0	3	.000	0	2	.000	0	0	.000	0	0	0	0.0	0	0	0	0	0	1	0	0.0																					
TEAM																																															
SAN DIEGO STATE		12				295		657		.449		72		224		.321		203		295		.688		142		332		474		39.5		219		7		137		148		62		69		865		72.1	
OPPONENTS		12				232		658		.353		74		251		.295		166		218		.761		116		262		378		31.5		256		-		107		158		32		61		704		58.7	

SCORE BY PERIODS:	1st	2nd	OT	2OT	Total
SAN DIEGO STATE	439	426			865
OPPONENTS	345	359			704

Losses: 6

No.	Player	GP	GS	Min	TOTAL			3-PTS			FT	FTA	Pct	REBOUNDS				PF	FO	A	TO	Blk	Stl	Pts	Avg																						
					FG	FGA	Pct	3FG	FGA	Pct				Off	Def	Tot	Avg																														
42	HEMSLEY, Jeremy	6	6	180	30.0	20	61	.328	3	13	.231	18	21	.857	4	7	11	1.8	14	0	9	18	2	2	61	10.2																					
12	KELL, Trey	6	6	169	28.2	14	53	.264	5	20	.250	16	24	.667	4	25	29	4.8	5	0	8	7	1	3	49	8.2																					
04	ALLEN, Dakarai	6	3	144	24.0	12	32	.375	6	22	.273	19	25	.760	3	12	15	2.5	13	0	3	11	0	4	49	8.2																					
13	SHEPARD, Winston	6	3	141	23.5	12	39	.308	2	6	.333	13	19	.684	7	19	26	4.3	13	0	10	12	4	5	39	6.5																					
14	CHEATHAM, Zylan	6	4	125	20.8	15	29	.517	0	2	.000	9	17	.529	9	29	38	6.3	15	1	8	13	5	4	39	6.5																					
21	POPE, Malik	6	2	112	18.7	7	31	.226	2	14	.143	8	10	.800	1	20	21	3.5	7	0	0	7	4	1	24	4.0																					
15	PEREZ, Ben	5	0	56	11.2	7	16	.438	6	12	.500	0	1	.000	1	2	3	0.6	3	0	0	1	1	0	20	4.0																					
03	CHOL, Angelo	6	3	89	14.8	9	20	.450	0	0	.000	1	3	.333	12	11	23	3.8	14	0	2	7	5	4	19	3.2																					
00	SPENCER, Skylar	6	3	143	23.8	5	13	.385	0	0	.000	1	3	.333	8	19	27	4.5	14	1	2	4	14	1	11	1.8																					
11	WILLIAMS, D'Erryl	6	0	41	6.8	3	7	.429	0	1	.000	2	5	.400	1	2	3	0.5	7	0	1	5	0	2	8	1.3																					
TEAM																																															
SAN DIEGO STATE		6				104		301		.346		24		90		.267		87		128		.680		64		156		220		36.7		105		2		43		88		36		26		319		53.2	
OPPONENTS		6				131		342		.383		41		115		.357		74		103		.718		69		149		218		36.3		117		-		70		62		25		52		377		62.8	

SCORE BY PERIODS:	1st	2nd	OT	2OT	Total
SAN DIEGO STATE	139	180			319
OPPONENTS	190	187			377

VS. NATIONALLY RANKED OPPONENTS

Record: 1-3 (Home: 0-1, Away: 0-1, Neutral: 1-1)

No.	Player	GP	GS	Min	Avg	TOTAL			3-PTS			FT			REBOUNDS				PF	FO	A	TO	Blk	Stl	Pts	Avg
						FG	FGA	Pct	3FG	FGA	Pct	FT	FTA	Pct	Off	Def	Tot	Avg								
13	SHEPARD, Winston	4	2	102	25.5	16	34	.471	3	4	.750	12	16	.750	5	15	20	5.0	10	0	7	6	3	4	47	11.8
42	HEMSLEY, Jeremy	4	4	124	31.0	15	38	.395	2	5	.400	13	15	.867	3	8	11	2.8	10	1	4	11	2	2	45	11.3
14	CHEATHAM, Zylan	4	3	88	22.0	13	30	.433	0	2	.000	10	15	.667	7	22	29	7.3	12	1	7	9	3	2	36	9.0
12	KELL, Trey	4	4	107	26.8	9	32	.281	3	8	.375	11	16	.688	3	14	17	4.3	5	0	7	6	0	2	32	8.0
04	ALLEN, Dakarai	4	2	98	24.5	7	19	.368	4	11	.364	12	14	.857	2	10	12	3.0	9	0	2	8	1	2	30	7.5
00	SPENCER, Skylar	4	2	113	28.3	10	14	.714	0	0	.000	6	10	.600	6	13	19	4.8	13	1	1	4	11	1	26	6.5
21	POPE, Malik	4	1	81	20.3	2	22	.091	1	11	.091	10	12	.833	3	12	15	3.8	5	0	1	5	3	3	15	3.8
03	CHOL, Angelo	4	2	42	10.5	5	13	.385	0	0	.000	0	0	.000	4	1	5	1.3	8	0	0	0	1	1	10	2.5
15	PEREZ, Ben	4	0	27	6.8	3	6	.500	2	3	.667	0	1	.000	1	1	2	0.5	2	0	0	0	0	0	8	2.0
11	WILLIAMS, D'Erryl	4	0	18	4.5	2	4	.500	0	0	.000	2	2	1.000	1	1	2	0.5	5	0	0	5	0	0	6	1.5
TEAM															8	5	13	3.3	0			1			0	
SAN DIEGO STATE		4				82	212	.387	15	44	.341	76	101	.752	43	102	145	36.2	79	3	29	55	24	17	255	63.8
OPPONENTS		4				96	234	.410	27	75	.360	62	87	.713	50	99	149	37.2	85	-	42	48	17	35	281	70.2

SCORE BY PERIODS:	1st	2nd	OT	2OT	Total
SAN DIEGO STATE	113	142			255
OPPONENTS	147	134			281

INDIVIDUAL GAME-BY-GAME (POINTS/REBS./ASTS.)

Opponent	0	3	4	11	12	13	14	15	20	21	22	33	42
	Skylar Spencer	Angelo Chol	Dakarai Allen	D'Erryl Williams	Trey Kell	Winston Shepard	Zylan Cheatham	Ben Perez	Matt Shrigley	Malik Pope	Parker U'u	Niksha Federico	Jeremy Hemsley
ILLINOIS STATE	9/8/1	3/4/0	16/3/1	3/2/0	2/1/0	4/8/0	6/4/1	7/3/0	INJ	1/3/1	CD	CD	20/6/5
at (16/16) Utah	4/4/1	2/1/0	15/2/1	6/1/0	15/7/2	19/7/0	4/7/1	0/1/0	INJ	4/4/0	CD	DNT	7/0/1
SAN DIEGO CHRISTIAN	5/6/1	6/6/1	4/4/4	9/1/0	0/2/1	INJ	13/8/2	6/0/0	INJ	14/5/0	CD	CD	14/3/2
LITTLE ROCK~	0/4/0	0/7/2	11/7/1	2/0/0	1/2/1	0/5/2	5/4/2	9/1/0	INJ	4/4/0	CD	CD	11/1/2
EAST CAROLINA~	0/3/0	6/3/1	11/0/4	1/1/0	15/2/2	16/6/2	9/8/1	0/2/0	INJ	5/5/0	0/0/1	0/0/0	16/3/6
vs. (14/13) California#	15/3/0	2/0/0	4/7/1	0/0/0	5/3/2	15/5/4	13/10/2	0/0/0	INJ	4/4/1	CD	DNT	14/6/0
vs. (rv/22) West Virginia#	1/5/0	4/3/0	9/2/0	0/0/0	6/2/1	4/2/1	7/4/0	0/0/0	INJ	5/5/0	CD	DNT	14/4/1
at Long Beach State	2/4/1	4/5/1	11/1/0	CD	13/3/3	8/4/2	9/4/0	10/1/0	INJ	9/8/1	CD	DNT	10/0/4
vs. San Diego%	0/2/0	7/7/0	5/2/1	0/1/1	14/6/2	5/4/3	4/4/1	INJ	INJ	7/3/0	CD	CD	6/1/1
BIOLA	8/6/1	8/8/0	3/3/2	1/1/0	0/1/1	11/5/2	16/6/1	INJ	INJ	8/2/1	2/1/0	0/0/0	16/2/1
NICHOLLS	5/5/0	4/0/0	3/4/2	0/4/4	15/4/1	13/10/1	9/4/2	11/3/2	INJ	2/3/1	2/2/0	0/0/0	20/3/4
GRAND CANYON	0/5/1	4/4/0	7/1/0	0/0/0	7/7/0	2/2/2	7/11/0	3/0/0	INJ	2/3/0	CD	CD	13/4/2
(2/3) KANSAS	6/7/0	2/1/0	2/1/0	0/1/0	6/5/2	9/6/2	12/8/4	8/1/0	INJ	2/2/0	CD	CD	10/1/2
WYOMING*	8/12/0	0/4/0	5/2/1	CD	14/4/1	16/11/1	4/4/1	2/2/1	INJ	2/4/2	CD	CD	16/5/2
at Utah State*	6/8/0	2/3/0	2/1/2	CD	13/6/1	18/6/5	13/3/0	2/2/0	INJ	4/4/0	CD	CD	10/4/5
SAN JOSÉ STATE*	0/8/0	3/2/0	0/1/0	0/0/0	10/4/2	17/5/6	17/3/2	3/0/0	INJ	7/4/0	CD	CD	20/4/2
at Colorado State*	7/8/0	0/1/3	5/2/0	CD	19/5/5	8/3/0	0/3/1	2/0/1	INJ	14/4/0	CD	CD	14/2/1
at (-/rv) Boise State*	4/2/0	2/1/0	6/1/1	CD	11/5/1	13/10/4	2/2/0	2/0/0	INJ	9/6/0	CD	CD	2/2/0
FRESNO STATE*													
UTAH STATE*													
at Nevada*													
at UNLV*													
COLORADO STATE*													
NEW MEXICO*													
at Fresno State*													
AIR FORCE*													
at San José State*													
at Wyoming*													
BOISE STATE*													
at New Mexico*													
UNLV*													

Bold and red indicates players started. CD – Did Not Play-Coach's Decision. DND - Did Not Dress. DNT - Did Not Travel. INJ – Did Not Play-Injured. SUSP - Suspension. Caps denotes home game. ~ - Continental Tire Las Vegas Invitational Opening Round (Campus Sites). # - Continental Tire Las Vegas Invitational Championship Round (Orleans Arena; Las Vegas, Nevada). % - Petco Park (San Diego, California). * – Mountain West Game. ` - Mountain West Men's Basketball Championship (Thomas & Mack Center; Las Vegas, Nevada).

STARTING LINEUPS

F / G	F	F / C	G	G	W-L	Record As SDSU Starter	Season	Career*
Shepard	Pope	Spencer	Kell	Hemsley	1-2	Dakarai Allen	6-3	7-3
Allen	Pope	Spencer	Kell	Hemsley	1-0	Zylan Cheatham	10-4	10-4
Allen	Cheatham	Chol	Kell	Hemsley	5-3	Angelo Chol	5-3	5-3
Shepard	Cheatham	Spencer	Kell	Hemsley	5-1	Jeremy Hemsley	12-6	12-6
						Trey Kell	12-6	23-10
						Malik Pope	2-2	2-2
						Winston Shepard	6-3	63-18
						Matt Shrigley	0-0	17-3
						Skylar Spencer	7-3	65-17

* Aztec career

INDIVIDUAL SUPERLATIVES

Category	San Diego State	Opponent
Points Scored	20 - Jeremy Hemsley vs. San José (1-6-16), vs. Nicholls (12-10-15), vs. ISU (11-13-15)	23 - Princeton Onwas and Ryan Welage, San José State (1-6-16)
Field Goals	8 - Trey Kell at Colorado State (1-13-16), Jeremy Hemsley vs. Illinois State (11-13-15)	9 - Ryan Welage, San José State (1-6-16)
Field Goals Attempted	17 - Trey Kell at Colorado State (1-13-16)	18 - Ryan Welage, SJSU (1-6-16); Josh Adams, Wyo. (12-30-15), Tyrone Wallace, Cal. (11-26-15)
Highest FG Percentage (min. 5 made)	.778 (7-9) - Jeremy Hemsley vs. San José State (1-6-16)	833 (5-6) - Tiel Daniels, Colorado State (1-13-16)
Highest FG Percentage (min. 10 made)	NA	NA
3-Point Field Goals Made	4 - Kell at LBSU (12-1-15); Hemsley vs. ECU (11-23-15), vs. San José State (1-6-16)	6 - Trevor English, San Diego Christian (11-18-15)
3-Point Field Goals Attempted	8 - Trey Kell at Colorado State (1-13-16)	10 - Duda Sanadze, San Diego (12-6-15); Trevor English, San Diego Christian (11-18-15)
3-Point Field Goal Percentage (min. 4 made)	.667 (4-6) - Winston Shepard vs. East Carolina (11-23-15)	.667 (4-6) - Joe DeCiman Colorado State (1-13-16), Lew Evans, Utah State (1-2-16)
3-Point Field Goal Percentage (min. 5 made)	NA	.600 (6-10) - Trevor English, San Diego Christian (11-18-15)
Free Throws	10 - Winston Shepard vs. East Carolina (11-23-15)	10 - Lew Evans, Utah State (1-2-16)
Free Throws Attempted	15 - Winston Shepard vs. East Carolina (11-23-15)	12 - Lew Evan, Utah State (1-2-16)
Free Throw Percentage (min. 7 made)	1.000 (8-8) - Winston Shepard at Long Beach State (12-1-15)	1.000 (7-7) - Jordan Loveridge, Utah (11-16-15)
Free Throw Percentage (min. 10 made)	.667 (10-15) - Winston Shepard vs. East Carolina (11-23-15)	.833 (10-12) - Lew Evans, Utah State (1-2-16)
Offensive Rebounds	8 - Skyler Spencer vs. Wyoming (12-30-15)	6 - Gabe Levin, Long Beach State (12-1-15)
Defensive Rebounds	8 - Skyler Spencer at CSU (1-13-16), Zylan Cheatham vs. Grand Canyon (12-18-15)	10 - Lew Evans, Utah State (1-2-16)
Total Rebounds	12 - Skyler Spencer vs. Wyoming (12-30-15)	12 - Jakob Poehl, Utah (11-16-15)
Assists	6 - Shepard vs. San José State (1-6-16); Hemsley vs. East Carolina (11-23-15)	7 - Paris Lee, Illinois State (11-13-15)
Blocked Shots	7 - Skylar Spencer vs. West Virginia (11-27-15)	3 - Liam Thomas, Nicholls (12-10-15); Jito Kok, San Diego (12-6-15)
Steals	5 - Wiston Shepard at Utah State (1-2-16)	6 - Dexter Miles, Jr., West Virginia (11-27-15)
Minutes Played	37 Tre Kell at Colorado State (1-13-16)	39 - Ryan Welage, SJSU (1-6-16), Josh Adams, Wyo. (12-30-15), B.J. Tyson, ECU (11-23-15)

TEAM SUPERLATIVES

SDSU High	SDSU Low	Category	Opponent High	Opponent Low
84 vs. Nicholls (12-10-15)	43 vs. Little Rock (11-21-15)	Points Scored	81 at Utah (11-16-15)	47 vs. Nicholls (12-10-15)
29 vs. Nicholls (12-10-15)	13 vs. West Virginia (11-27-15), vs. Little Rock (11-21-15)	Field Goals	27 vs. West Virginia (11-27-15)	14 vs. Nicholls (12-10-15)
62 at Utah State (1-2-16)	38 vs. West Virginia (11-27-15)	Field Goals Attempted	65 vs. Illinois State (11-13-15)	47 at Utah State (1-2-16), vs. Biola (12-7-15)
.531 vs. Biola (12-7-15)	.283 vs. Little Rock (11-21-15)	FG Percentage	.435 vs. West Virginia (11-27-15)	.246 vs. Nicholls (12-10-15)
11 vs. East Carolina (11-23-15)	0 vs. West Virginia (11-27-15)	3-Point Field Goals Made	10 vs. San Diego (12-6-15), at Utah (11-16-15)	1 vs. Boise State (1-16-16)
27 vs. East Carolina (11-23-15)	8 vs. Kansas (12-22-15)	3-Point Field Goals Attempted	27 vs. San Diego (12-6-15), at Utah (11-16-15)	5 vs. Grand Canyon (12-18-15)
.471 at Utah (11-16-15)	.000 vs. West Virginia (11-27-15)	3-Point Field Goal Percentage	.450 at Long Beach State (12-1-15)	.059 vs. Boise State (1-16-16)
24 vs. West Virginia (11-27-15)	7 at Boise State (1-16-16)	Free Throws Made	27 at Utah (11-16-15)	6 vs. Little Rock (11-21-15)
37 vs. Illinois State (11-13-15)	17 vs. Grand Canyon (12-18-15)	Free Throws Attempted	36 at Utah (11-16-15)	8 vs. Biola (12-7-15), vs. Little Rock (11-21-15)
.867 at Colorado State (1-13-16)	.471 vs. Grand Canyon (12-18-15)	Free Throw Percentage	.947 vs. Boise State (1-16-16)	.579 vs. California (11-26-15)
21 vs. Wyoming (12-30-15)	3 vs. West Virginia (11-27-15)	Offensive Rebounds	15 vs. Grand Canyon (12-18-15), at LBSU (12-1-15)	3 vs. Little Rock (11-21-15)
36 vs. Nicholls (12-10-15)	20 vs. Kansas (12-22-15)	Defensive Rebounds	28 at CSU (1-13-16), vs. West Virginia (11-27-15)	16 vs. Biola (12-7-15)
50 vs. Wyoming (12-30-15)	28 vs. West Virginia (11-27-15)	Total Rebounds	42 vs. GCU (12-18-15), vs. West Virginia (11-27-15)	20 vs. Biola (12-7-15)
28 at Utah (11-16-15)	10 vs. Biola (12-7-15)	Fouls	29 vs. Illinois State (11-13-15)	15 vs. Boise State (1-16-16)
2 at Long Beach State (12-1-15), at Utah (11-16-15)	0 - 10 times	Fouled Out	2 vs. California (11-26-15)	0 - many times
17 vs. Nicholls (12-10-15), vs. East Carolina (11-23-15)	3 vs. West Virginia (11-27-15)	Assists	13 at CSU (1-13-16), vs. KU (12-22-15), vs. Biola (12-7-15)	3 vs. Boise State (1-16-16)
21 vs. West Virginia (11-27-15)	8 vs. San José State (1-6-16), vs. California (11-26-15)	Turnovers	20 vs. Nicholls (12-10-15)	6 vs. Little Rock (11-21-15)
10 vs. Nicholls (12-10-15), vs. West Virginia (11-27-15)	1 vs. Little Rock (11-21-15)	Blocked Shots	7 vs. Kansas (12-22-15)	0 vs. San Diego Christian (11-18-15)
11 vs. Nicholls (12-10-15)	2 at Utah (11-16-15)	Steals	13 vs. West Virginia (11-27-15)	2 vs. Nicholls (12-10-15)
45 (1st) vs. Biola (12-7-15)	13 (1st) vs. San Diego (12-6-15)	Points/Half	43 (2nd) at Utah (11-16-15)	20 (1st) vs. San Diego Christian (11-18-15)
.593 (1st) vs. Biola (12-7-15)	.150 (2nd) vs. San Diego (12-6-15)	FG Percentage/Half	.526 (1st) vs. Biola (12-7-15)	.214 (2nd) vs. Nicholls (12-10-15)
4 - six times	1 - three times	Double-Figure Scorers	5 vs. West Virginia (11-27-15), at Utah (11-16-15)	1 vs. Nicholls (12-10), vs. ECU (11-23), vs. LR (11-21)
+24 vs. Wyoming (12-30-15)	-14 vs. West Virginia (11-27-15)	Rebound Margin	+14 vs. West Virginia (11-27-15)	-24 vs. Wyoming (12-30-15)
+23 vs. Nicholls (12-10-15), vs. East Carolina (11-23-15)	-18 vs. San Diego (12-6-15)	Halftime Scoring Margin	+18 vs. San Diego (12-6-15)	-23 vs. Nicholls (12-10-15), vs. ECU (11-23-15)

BIGGEST LEADS/TIME IN LEAD/SPECIALTY STATS

Date	Opponent	SDSU Result	SDSU Big Opp Big		Ties	LC	SDSU in Opp in		Tied	Paint		Off TOs		2nd Ch.		Bench	
			Lead	Lead			Lead	Lead		SD	Opp	SD	Opp	SD	Opp	SD	Opp
Nov. 13	ILLINOIS STATE	W 71-60	15	2	0	2	38:00	1:04	0:56	36	26	11	13	16	5	35	26
Nov. 16	at (16/16) Utah	L 76-81	6	9	7	9	12:56	22:28	4:36	30	20	12	11	14	14	27	7
Nov. 18	SAN DIEGO CHRISTIAN	W 71-61	20	0	0	0	38:44	0:00	1:16	26	18	13	19	16	13	34	13
Nov. 21	LITTLE ROCK~	L 43-49	3	11	6	7	4:41	28:51	6:28	12	14	7	14	10	0	27	17
Nov. 23	EAST CAROLINA~	W 79-54	26	0	0	0	39:22	0:00	0:38	28	16	25	9	10	10	22	21
Nov. 26	vs. (14/13) California#	W 72-58	14	15	4	5	11:22	25:22	3:16	32	28	15	15	8	15	34	7
Nov. 27	vs. (rv/22) West Virginia#	L 50-72	3	22	1	3	2:56	35:41	1:23	26	38	7	30	4	13	10	20
Dec. 1	at Long Beach State	W 76-72	13	3	3	6	36:07	2:25	1:28	24	22	9	20	16	14	29	23
Dec. 6	vs. San Diego%	L 48-53	2	21	0	1	0:24	37:46	1:50	14	12	10	13	6	8	12	6
Dec. 7	BIOLA	W 73-53	22	2	3	6	35:53	1:24	2:43	42	16	18	16	18	7	30	12
Dec. 10	NICHOLLS	W 84-47	37	0	0	0	39:00	0:00	1:00	38	14	28	5	4	4	33	21
Dec. 18	GRAND CANYON	L 45-52	6	7	8	12	18:18	14:05	7:37	26	30	9	8	17	11	7	14
Dec. 22	(2/3) KANSAS	L 57-70	0	17	1	0	0:00	38:11	1:42	28	24	14	15	10	10	14	16
Dec. 30	WYOMING*	W 67-55	18	2	1	1	38:33	0:22	1:05	30	20	12	15	14	5	9	17
Jan. 2	at Utah State*	W 70-67	13	4	3	5	35:07	2:38	2:15	36	26	10	8	15	1	10	7
Jan. 6	SAN JOSÉ STATE*	W 77-62	17	1	1	2	39:01	0:22	0:37	32	18	14	8	11	15	13	34
Jan. 13	at Colorado State*	W 69-62	7	7	6	13	11:33	18:51	9:36	24	24	7	9	7	10	21	11
Jan. 16	at (-/rv) Boise State*	W 56-53	10	4	7	8	23:54	7:36	8:30	34	32	12	13	11	9	19	19
Jan. 19	FRESNO STATE*																
Jan. 23	UTAH STATE*																
Jan. 26	at Nevada*																
Jan. 30	at UNLV*																
Feb. 2	COLORADO STATE*																
Feb. 6	NEW MEXICO*																
Feb. 10	at Fresno State*																
Feb. 13	AIR FORCE*																
Feb. 21	at San José State*																
Feb. 24	at Wyoming*																
Feb. 27	BOISE STATE*																
March 1	at New Mexico*																
March 5	UNLV*																

Caps denotes home game. ~ - Continental Tire Las Vegas Invitational Opening Round (Campus Sites). # - Continental Tire Las Vegas Invitational Championship Round (Orleans Arena; Las Vegas, Nevada). % - Petco Park (San Diego, California). * - Mountain West Game. ` - Mountain West Men's Basketball Championship (Thomas & Mack Center; Las Vegas, Nevada).

LEADS AND DEFICITS	SEASON	MOUNTAIN WEST GAME
SDSU Biggest Halftime Lead	23 vs. Nicholls (12-10-15), vs. East Carolina (11-23-15)	10 vs. Wyoming (12-30-15)
SDSU Biggest Halftime Lead Lost	8 at Long Beach State (12-1-15)	2 vs. San José State (1-6-16)
SDSU Biggest Halftime Lead Lost in a Loss	none	none
SDSU Biggest Halftime Deficit	18 vs. San Diego (12-6-15)	2 at Colorado State (1-13-16)
SDSU Biggest Halftime Deficit Overcome	8 vs. California (11-26-15)	2 at Colorado State (1-13-16)
SDSU Biggest Halftime Deficit Overcome for Victory	8 vs. California (11-26-15)	2 at Colorado State (1-13-16)
SDSU Biggest Lead	37 vs. Nicholls (12-10-15)	18 vs. Wyoming (12-30-15)
SDSU Biggest Lead Lost	13 at Long Beach State (12-1-15)	11 vs. San José State (1-6-16)
SDSU Biggest Lead Lost in a Loss	6 vs. Grand Canyon (12-18-15), at Utah (11-16-15)	5 at Colorado State (1-13-16)
SDSU Biggest Deficit	22 vs. West Virginia (11-27-15)	7 at Colorado State (1-13-16)
SDSU Biggest Deficit Overcome	15 vs. California (11-26-15)	7 at Colorado State (1-13-16)
SDSU Biggest Deficit Overcome in a Victory	15 vs. California (11-26-15)	7 at Colorado State (1-13-16)

MISCELLANEOUS STATISTICS

SEASON	Team Leader -----			Games With -----					Double-Doubles	
	Points	Rebounds	Assists	10+ Pts	20+Pts	30+Pts	10+Rebs	10+Ast	Point/Reb.	Point/Ast.
Dakarai Allen	1	1	2	5						
Zylan Cheatham	2	7	2	6			3		1	
Angelo Chol		3	1							
Niksha Federico										
Jeremy Hemsley	10		9	15	3					
Trey Kell	3	1	3	10						
Ben Perez				2						
Malik Pope	1	2		2						
Winston Shepard	6	4	9	9			3		3	
Matt Shrigley										
Skylar Spencer	1	6		1			1			
Parker U'u										
D'Erryl Williams			1							

CAREER	Team Leader -----			Games With -----					Double-Doubles	
	Points	Rebounds	Assists	10+ Pts	20+Pts	30+Pts	10+Rebs	10+Ass.	Point/Reb.	Point/Ast.
Dakarai Allen	1	1	4	5						
Zylan Cheatham	2	7	2	6			3		1	
Angelo Chol		6	1	4						
Niksha Federico										
Jeremy Hemsley	10		9	15	3					
Trey Kell	5	2	10	17						
Ben Perez				2						
Malik Pope	4	5	4	6	1					
Winston Shepard	25	21	37	62	3		6		6	
Matt Shrigley	1		3	13						
Skylar Spencer	1	21		9			5			
Parker U'u										
D'Erryl Williams			3							

DUNKS	SEASON	GM. HIGH
Winston Shepard	12	2
Zylan Cheatham	11	3
Skylar Spencer	9	3
Dakarai Allen	3	1
Jeremy Hemsley	3	1
Angelo Chol	2	1
Malik Pope	3	1
Ben Perez	1	1
TOTAL	44	6

TOP SCORING PERFORMANCES

20, Jeremy Hemsley vs. San José State* (1-6-16)
20, Jeremy Hemsley vs. Nicholls (12-10-15)
20, Jeremy Hemsley vs. Illinois State (11-13-15)
19, Trey Kell at Colorado State* (1-13-16)
19, Winston Shepard at Utah (11-16-15)
18, Winston Shepard at Utah State* (1-2-16)
17, Zylan Cheatham vs. San José State* (1-6-16)
17, Winston Shepard vs. San José State* (1-6-16)
16, Jeremy Hemsley vs. Wyoming* (12-30-15)
16, Winston Shepard s. Wyoming* (12-30-15)
16, Zylan Cheatham vs. Biola (12-7-15)
16, Jeremy Hemsley vs. Biola (12-7-15)
16, Jeremy Hemsley vs. East Carolina (11-23-15)
16, Winston Shepard vs. East Carolina (11-23-15)
16, Dakarai Allen vs. Illinois State (11-13-15)

TOP REBOUNDING PERFORMANCES

12, Skylar Spencer s. Wyoming* (12-30-15)
11, Zylan Cheatham vs. Grand Canyon (12-18-15)
10, Zylan Cheatham at Boise State* (1-16-16)
10, Winston Shepard at Boise State* (1-16-16)
10, Winston Shepard vs. Nicholls (12-10-15)

10, Zylan Cheatham vs. California (11-26-15)
8, Skylar Spencer at Colorado State* (1-13-16)
8, Skylar Spencer vs. San José State* (1-6-16)
8, Skylar Spencer at Utah State* (1-2-16)
8, Zylan Cheatham vs. Kansas (12-22-15)
8, Angelo Chol vs. Biola (12-7-15)
8, Malik Pope at Long Beach State (12-1-15)
8, Zylan Cheatham vs. East Carolina (11-23-15)
8, Zylan Cheatham vs. San Diego Christian (11-18-15)
8, Winston Shepard vs. Illinois State (11-13-15)
8, Skylar Spencer vs. Illinois State (11-13-15)

TOP ASSIST PERFORMANCES

6, Winston Shepard vs. San José State* (1-6-16)
6, Jeremy Hemsley vs. East Carolina (11-23-15)
5, Trey Kell at Colorado State* (1-13-16)
5, Jeremy Hemsley at Utah State* (1-2-16)
5, Winston Shepard at Utah State* (1-2-16)
5, Jeremy Hemsley vs. Illinois State (11-13-15)
4, Winston Shepard at Boise State* (1-16-16)
4, Zylan Cheatham vs. Kansas (12-22-15)
4, Jeremy Hemsley vs. Nicholls (12-10-15)
4, D'Erryl Williams vs. Nicholls (12-10-15)
4, Jeremy Hemsley at Long Beach State (12-1-15)
4, Winston Shepard vs. California (11-26-15)
4, Dakarai Allen vs. San Diego Christian (11-18-15)

TOP 3-POINT FG PERFORMANCES

4, Jeremy Hemsley vs. San José State* (1-6-16)
4, Trey Kell at Long Beach State (12-1-15)
4, Jeremy Hemsley vs. East Carolina (11-23-15)
3, Jeremy Hemsley at Utah State* (1-2-16)
3, Trey Kell vs. Nicholls (12-10-15)
3, Ben Perez vs. Nicholls (12-10-15)

3, Trey Kell vs. San Diego (12-6-15)
3, Trey Kell vs. East Carolina (11-23-15)
3, Ben Perez vs. Little Rock (11-21-15)
3, Dakarai Allen at Utah (11-16-15)

TOP STEALS

5, Winston Shepard at Utah State* (1-2-16)
4, Dakarai Allen s. Wyoming* (12-30-15)
3, Trey Kell vs. Nicholls (12-10-15)
3, Angelo Chol vs. San Diego (12-6-15)
3, Dakarai Allen vs. San Diego Christian (11-18-15)
2, Trey Kell vs. Kansas (12-22-15)
2, Dakarai Allen vs. Grand Canyon (12-18-15)
2, Zylan Cheatham vs. Grand Canyon (12-18-15)
2, Jeremy Hemsley vs. Biola (12-7-15)
2, Winston Shepard vs. West Virginia (11-27-15)
2, Malik Pope vs. California (11-26-15)
2, D'Erryl Williams vs. Little Rock (11-21-15)
2, Angelo Chol vs. San Diego Christian (11-18-15)
2, Malik Pope at Utah (11-16-15)
2, Ben Perez vs. Illinois State (11-13-15)

GAMES MISSED

Matt Shrigley	.18
Ben Perez	.2
Winston Shepard	.1
TOTAL	.21

* - conference game. ^ - conference tournament game.

SEASON/CAREER HIGHS

#0 • SKYLAR SPENCER

	Season	Career
Points	15 vs. California, 11-26-15	15 vs. California, 11-26-15
Rebounds	12 vs. Wyoming, 12-30-15	13 at Washington, 12-7-14
Assists	1 - six times	3 vs. CSUN, 11-14-14
Steals	2 at Colorado State, 1-13-16	4 vs. New Mexico State, 3-20-14
Blocked Shots	7 vs. West Virginia, 11-27-15	7 vs. West Virginia, 11-27-15
Minutes	33 vs. Kansas, 12-22-15	40 at Utah State, 1-25-14
10+ Scoring Games	1 time	9 times
10+ Rebounding Games	1 time	5 times

#3 • ANGELO CHOL

	Season	Career
Points	8 vs. Biola, 12-7-15	10 - four times
Rebounds	8 vs. Biola, 12-7-15	8 - two times
Assists	3 at Colorado State, 1-13-16	3 at Colorado State, 1-13-16
Steals	3 vs. San Diego, 12-6-15	4 vs. Valparaiso, 11-7-11
Blocked Shots	2 - six times	4 at Stanford, 2-4-12
Minutes	25 vs. San Diego Christian, 11-18-15	25 vs. San Diego Christian, 11-18-15

#4 • DAKARAI ALLEN

	Season	Career
Points	16 vs. Illinois State, 11-13-15	16 vs. Illinois State, 11-13-15
Rebounds	7 - two times	7 - two times
Assists	4 - two times	4 - two times
Steals	4 vs. Wyoming, 12-30-15	4 - two times
Blocked Shots	3 vs. Illinois State, 11-13-15	3 - two times
Minutes	32 vs. Biola, 12-7-15	32 vs. Biola, 12-7-15
10+ Scoring Games	5 times	5 times

#11 • D'ERRYL WILLIAMS

	Season	Career
Points	9 vs. San Diego Christian, 11-18-15	9 vs. San Diego Christian, 11-18-15
Rebounds	4 vs. Nicholls, 12-10-15	4 vs. Nicholls, 12-10-15
Assists	4 vs. Nicholls, 12-10-15	4 vs. Nicholls, 12-10-15
Steals	2 - two times	2 - four times
Blocked Shots		1 - two times
Minutes	17 vs. San Diego Christian, 11-18-15	18 at Fresno State, 1-3-15

#12 • TREY KELL

	Season	Career
Points	19 at Colorado State, 1-13-16	19 at Colorado State, 1-13-16
Rebounds	7 - two times	7 - three times
Assists	5 at Colorado State, 1-13-16	5 - two times
Steals	3 vs. Nicholls, 12-10-15	3 vs. Nicholls, 12-10-15
Blocked Shots	1 - three times	1 - five times
Minutes	37 at Colorado State, 1-13-16	37 at Colorado State, 1-13-16
10+ Scoring Games	9 times	16 times

#13 • WINSTON SHEPARD

	Season	Career
Points	19 at Utah, 11-16-15	21 vs. St. Katherine College, 12-27-13
Rebounds	11 vs. Wyoming, 12-30-15	11 - two times
Assists	6 vs. San José State* (1-6-16)	7 - two times
Steals	5 at Utah State, 1-2-16	5 - two times
Blocked Shots	2 at Utah, 11-16-15	3 vs. Boise State, 3-13-13
Minutes	35 at Boise State, 1-16-16	40 vs. Brigham Young, 11-24-14
10+ Scoring Games	9 times	62 times
20+ Scoring Games		4 times
Double-Doubles	3 times	6 times

#14 • ZYLAN CHEATHAM

	Season/Career
Points	17 vs. San José State* (1-6-16)
Rebounds	11 vs. Grand Canyon, 12-18-15
Assists	4 vs. Kansas, 12-22-15
Steals	2 vs. Grand Canyon, 12-18-15
Blocked Shots	2 vs. San Diego, 12-6-15
Minutes	29 - two times
10+ Scoring Games	6 times
10+ Rebounding Games	3 times
Double-Doubles	1 time

#15 • BEN PEREZ

	Season
Points	11 vs. Nicholls, 12-10-15
Rebounds	3 - two times
Assists	2 vs. Nicholls, 12-10-15
Steals	2 - two times
Blocked Shots	1 - three times
Minutes	21 vs. Kansas, 12-22-15
10+ Scoring Games	2 times

#20 • MATT SHRIGLEY

	Season	Career
Points		16 at Colorado State, 1-24-15
Rebounds		5 - four times
Assists		4 vs. St. Katherine College, 12-27-13
Steals		3 at Wyoming, 1-14-15
Blocked Shots		3 at Air Force, 1-20-15
Minutes		28 at Colorado State, 1-24-15
10+ Scoring Games		13 times

#21 • MALIK POPE

	Season	Career
Points	14 - two times	22 at Colorado State, 1-24-15
Rebounds	8 at Long Beach State, 12-1-15	8 at Long Beach State, 12-1-15
Assists	2 vs. Wyoming, 12-30-15	4 vs. San Diego Christian, 12-27-14
Steals	2 vs. California, 11-26-15	2 - two times
Blocked Shots	2 - three times	3 - two times
Minutes	27 - two times	28 at Colorado State, 1-24-15
10+ Scoring Games	2 times	6 times
20+ Scoring Games		1 time

#22 • PARKER U'U

	Season	Career
Points	2 - two times	9 at Colorado, 12-29-12
Rebounds	2 vs. Nicholls, 12-10-15	7 at Rice, 12-15-12
Assists	1 vs. East Carolina, 11-23-15	2 - two times
Steals		4 at Colorado, 12-29-12
Blocked Shots		
Minutes	2 vs. Nicholls, 12-10-15	22 vs. Marist, 12-22-12

#33 • NIKSHA FEDERICO

	Season	Career
Points		6 vs. San Jose State, 2-25-14
Rebounds		1 - four times
Assists		1 vs. St. Katherine, 12-27-13
Steals		
Blocked Shots		1 vs. San Diego Christian, 12-27-14
Minutes	2 vs. Nicholls, 12-10-15	4 vs. St. Katherine, 12-27-13

#42 • JEREMY HEMSLEY

	Season/Career
Points	20 - three times
Rebounds	6 - two times
Assists	6 vs. East Carolina, 11-23-15
Steals	2 - three times
Blocked Shots	2 - two times
Minutes	35 vs. San José State* (1-6-16)
10+ Scoring Games	15 times
20+ Scoring Games	3 times

MISCELLANEOUS STATISTICS

San Diego State's Record When...

Category	2015-16 Season	Fisher Era	SDSU Streak	Note
Home	7-3	209-56	Won 2	SDSU is 37-4 in its last 41 home games and 62-7 in its last 69 home games
Away	4-1	96-107	Won 4	SDSU is 46-19 in its last 65 road games; Aztecs are 45-13 in last 58 road games vs. non-AP top 25 teams
Neutral	1-2	46-27	Lost 2	Aztecs have won 26 of the last 40 games at neutral sites
Scoring First	9-4		Won 5	SDSU is 96-21 in its last 117 games in which it has scored first
Opponent Scores First	3-2		Won 2	SDSU is 57-21 in its last 78 games in which the opponent has scored first
Leading at Half	9-0	270-44	Won 12	SDSU is 31-1 in its last 32 games when ahead at half. Last Loss: vs. Boise (2-28-15); 55-1 in last 56 at home when leading at half
Trailing at Half	3-5	66-141	Won 2	SDSU is 28-32 since the beginning of the 2010-11 season when trailing at halftime
Tied at Half	0-1	15-6	Lost 1	SDSU is 6-3 in last nine games that have been tied at half
Leading with 5:00 Left	11-0		Won 156	SDSU is 144-0 in this category since the beginning of the 2010-11 campaign; Last loss: at Wyoming (1-9-10)
Trailing with 5:00 Left	0-6		Lost 8	SDSU is 5-32 in its last 37; Last wins: vs. Wyoming (2-22-12), vs. Boise State (2-6-13), at Utah State (1-25-14), vs. LBSU (12-10-14), at UNLV (3-4-15)
Tied with 5:00 Left	1-0		Won 3	at Boise State (2-5-14), at UNLV (3-1-14), at Colorado State (1-13-16) are recent games that were tied with five minutes to play
In Overtime	0-0	19-14	Lost 1	SDSU is 18-2 in its last 20 overtime games. Last loss: at Cincinnati (12-17-14)
SDSU Outrebounds Opp.	10-3	257-79	Won 4	SDSU is 114-19 in its last 133 games when outrebounding foe. Last losses: vs. Little Rock (11-21-15), vs. USD (12-6-15), vs. Kansas (12-22-15)
SDSU is Outrebounded	2-2	85-105	Won 1	SDSU is 34-20 in its last 54 games when outrebounded
Opp. Commits More TOs	7-0	209-62	Won 7	SDSU is 26-2 in its last 28 when committing fewer turnovers. Last loss: vs. Wyoming (3-14-15)
SDSU Commits More TOs	4-5	119-116	Won 3	SDSU is 51-24 in its last 75 games when committing more turnovers
SDSU More FT Attempts	8-5	259-68	Won 2	SDSU is 114-18 in its last 132 games in the category. Last loss: vs. Kansas (12-22-15)
Opp. More FT Attempts	4-1	82-119	Won 4	SDSU is 35-23 in its last 58 games in this category. Last win: at Boise State (1-16-16)
SDSU Shoots Better than Opp.	11-1	283-39	Won 10	SDSU is 135-6 in last 141 when outshooting the foe. Ls: at UNLV (12), vs. Ariz. (12), vs. Ariz. (14), at Fresno (15), at CSU (15), at Utah (15)
Opp. Shoots Better than SDSU	1-5	63-149	Won 1	SDSU is 27-35 since the beginning of the 2010-11 season when the opponent has a higher FG pct.
SDSU Shoots 50% or Better	1-0	122-14	Won 51	Won 51 straight games; Last loss: at No. 15 UNM (2-6-10); Won 60 straight at home when FG pct. >= 50.0 pct. (UNLV, 1-26-02)
SDSU Shoots 40-50%	9-1	173-79	Won 8	SDSU is 74-11 in its last 85 and 49-6 in last 55; Ls: at AFA (2-2-13), vs. FGCU (3-24-13), vs. UA (11-26-14), at FSU (1-3-15), at CSU (1-24-15), at Utah (11-16-15)
SDSU Shoots 40% or Less	2-5	56-98	Won 1	SDSU is 33-31 in last 64 games; SDSU is 42-0 since Feb. 22, 2012, at home when shooting at least 38.9 pct.
Opp. Shoots 50% or Better	0-0	23-58	Lost 3	Duke snapped streak of 41 straight SDSU opponents to less than 50 pct. from the field; No visiting team has done it at Viejas in last 49 games (UNLV, 1-16-13)
Opp. Shoots 40-50%	4-3	141-107	Won 2	Losses this season: at No. 16/16 Utah (11-16-15), vs. West Virginia (11-27-15), vs. Kansas (12-22-15)
Opp. Shoots 40% or Less	8-3	187-26	Won 3	SDSU is 97-13 in last 110 games. Last losses: vs. Little Rock (11-21-15), vs. San Diego (12-6-15), vs. Grand Canyon (12-18-15)
SDSU Bench Outscores Opp.	9-3	199-79	Won 4	SDSU is 101-19 in this category since the beginning of the 2010-11 season; Aztecs are 69-15 in last 84 games
Opp. Bench Outscores SDSU	2-3	143-103	Won 2	SDSU is 47-21 in this category since the beginning of the 2010-11 season
SDSU Scores Less Than 60	1-5	35-70	Won 1	SDSU is 21-20 in its last 41 games when scoring less than 60 points; Last win: at Boise State (1-16-16)
SDSU Scores Between 60-69	2-0	100-77	Won 11	SDSU is 46-16 in its last 62 games. Last losses: at Wyoming (2-11-14), vs. No. 4/5 Arizona (3-27-14), at Cincinnati (12-17-14)
SDSU Scores Between 70-79	8-1	131-26	Won 7	The Aztecs are 28-2 in last 30 and 72-5 in their last 77 games when scoring between 70-79 points. Last loss: at No. 16/16 Utah (11-16-15)
SDSU Scores Between 80-89	1-0	65-16	Won 10	SDSU is 17-2 in its last 19 games when scoring between 80-89 points
SDSU Scores Between 90-99	0-0	18-2	Won 13	The Aztecs have won 13 straight games and are 18-2 under Steve Fisher in this category
SDSU Scores 100+	0-0	2-0	Won 25	The Aztecs have won 25 straight games when reaching triple digits
Opp. Scores Less Than 60	6-3	178-20	Won 2	SDSU is 105-10 in the category in last 115 games; Last losses: vs. Little Rock (11-21-15), vs. San Diego (12-6-15), vs. Grand Canyon (12-18-15) SDSU is 96-4 the last 100 home games when holding the opponent to 60 points or less
Opp. Scores Less Than 50	1-1	65-4	Won 1	SDSU is 50-3 in last 53 games in this category (at UW, 12-7-14; vs. Wyoming, 3-14-15; Little Rock, 11-21-15); SDSU is 53-1 under Fisher at home
Opp. Scores Between 50-59	5-2	112-16	Won 2	SDSU is 26-5 in last 31 games in this category; 41-2 in last 43 home games; 63-5 under Fisher at home
Opp. Scores Between 60-69	5-0	109-49	Won 5	SDSU is 41-13 in the category since the start of 2010-11. Last loss: at Boise State (2-8-15) and vs. Duke (3-22-15)
Opp. Scores Between 70-79	1-2	57-66	Lost 1	SDSU is 14-14 in its last 28 games when allowing between 70-79 points
Opp. Scores Between 80-89	0-1	6-39	Lost 1	SDSU is 2-5 since the beginning of the 2010-11 season in this category.
Opp. Scores Between 90-99	0-0	1-14	Won 1	SDSU snapped a 24-game losing streak in the category by winning at TCU (3-3-12)
Opp. Scores 100+	0-0	0-3	Lost 9	
Wearing Black	5-2		Won 4	SDSU is 32-18 in its last 50 games in the black uniforms; Last worn: at Boise State (1-16-16)
Wearing Red	0-0		Won 1	Aztecs are 15-5 in their last 20 when wearing red since the start of 2010-11; Last worn: at San Jose State (2-21-15)
Wearing White	6-4		Won 2	SDSU is 101-17 in white uniforms since the beginning of the 2010-11 season
Wearing Retro White	0-2	0-2	Lost 2	Wore vs. USD and vs. No. 2/3 Kansas
Wearing Camouflage	0-0	0-1	Lost 1	SDSU lost to No. 9/9 Syracuse (11-11-12)
Wearing Pewter Gray	0-0	3-1	Won 2	Uniforms made its debut vs. USD (12-15-12); also worn against UNLV (1-16-13), FS (2-9-13), BSU (3-13-13)
Wearing Turquoise	1-0	2-0	Won 2	Uniforms made its debut vs. Bakersfield (11-20-14) and new set was worn vs. San Diego Christian (11-18-15)
On Monday	2-1		Won 2	Aztecs are 8-1 on Monday since the beginning of 2010-11
On Tuesday	1-1		Lost 1	SDSU is 24-4 in its last 28 games played on Tuesday. Last loss: vs. Kansas (12-22-15)
On Wednesday	4-0		Won 9	SDSU is 39-8 in its last 47 games played on Wednesday
On Thursday	2-0		Won 5	Aztecs played just 19 Thursday games since the start of the 2010-11 season
On Friday	1-2		Lost 2	SDSU is 20-4 in its last 24 games played on the day
On Saturday	2-1		Won 2	SDSU is 48-16 in its last 64 games played on Saturday
On Sunday	0-1		Lost 4	The Aztecs have played only 15 Sunday games since the beginning of the 2010-11 campaign (9-6)
In November	4-3		Lost 1	SDSU is 30-8 in November since the beginning of the 2010-11 campaign
In December	4-3		Won 1	The Aztecs are 40-6 in their last 46 games played in December. Last loss: vs. Kansas (12-22-15)
In January	4-0		Won 6	SDSU is 20-2 in last 22 and 36-6 in last 42 January games
In February	0-0		Lost 1	SDSU is 18-8 in its last 26 games played during the month
In March	0-0		Lost 1	The Aztecs are 36-13 in their last 49 March games

SAN DIEGO STATE CAREER RECORDS

Points

Rk	DI	Name	Years	GP	Points
1.	1.	•Brandon Heath	04-05-06-07	125	2,189
2.	2.	Michael Cage	81-82-83-84	112	1,846
3.	3.	Anthony Watson	83-84-85-86	110	1,735
4.	4.	•Chase Tapley	10-11-12-13	134	1,526
5.	-	Tony Pinkins	55-56-57	82	1,475
6.	-	Bob Brady	52-53-54	74	1,389
7.	5.	Steve Copp	73-74-75-76	93	1,307
8.	6.	•Billy White	08-09-10-11	134	1,294
9.	-	Al Skalecky	66-67-68	82	1,271
10.	7.	Tony Ross	87-88-89	85	1,259
11.	8.	•Xavier Thames	12-13-14	97	1,232
12.	9.	•Kyle Spain	06-07-08-09	115	1,230
13.	10.	Chad Nelson	94-95-96-97	112	1,225
14.	11.	•Marcus Slaughter	04-05-06	87	1,211
15.	12.	•Lorenzo Wade	07-08-09	92	1,200
16.	13.	Will Connelly	75-76-77	82	1,188
16.	-	Von Jacobsen	69-70-71	78	1,188
18.	14.	•Jamaal Franklin	11-12-13	87	1,181
19.	15.	•D.J. Gay	08-09-10-11	140	1,178
20.	16.	•Winston Shepard	13-14-15-16	119	1,162
21.	-	Bernie Finlay	58-59-60	73	1,110
22.	17.	•Myron Epps	99-00-01-02	113	1,090
23.	18.	Eddie Morris	80-81-82-83	105	1,089
24.	-	Danny Newport	54-55-56	76	1,048
25.	-	Milton Phelps	39-40-41	97	1,043
26.	-	Dave Miller	66-67-68	82	1,034
27.	19.	Leonard Allen	82-83-84-85	116	1,019
28.	20.	•Tony Bland	02-03	63	1,012
29.	21.	Kim Goetz	78-79	54	1,005
30.	22.	•Randy Holcomb	01-02	61	1,002
23.	•Kawhi Leonard	10-11	70	990	
24.	Joel Kramer	74-76-77-78	99	949	
25.	Mike Dodd	76-77-78-79	91	928	
26.	Tony Gwynn	78-79-80-81	107	925	

Scoring Average

Rk	DI	Name	Years	GP	PPG
1.	-	Bob Brady	52-53-54	74	18.8
2.	1.	Kim Goetz	78-79	54	18.6
3.	-	Tony Pinkins	55-56-57	83	18.1
4.	2.	•Brandon Heath	04-05-06-07	125	17.51
5.	3.	Jason Richey	97-98	52	17.46
6.	4.	Michael Cage	81-82-83-84	112	16.5
7.	5.	•Randy Holcomb	01-02	61	16.4
8.	6.	•Tony Bland	02-03	63	16.1
9.	7.	Anthony Watson	83-84-85-86	110	15.8
10.	-	Al Skalecky	66-67-68	82	15.5
11.	-	Von Jacobsen	69-70-71	77	15.4
12.	8.	Chris McMurray	72-73	42	15.238
13.	9.	Steve Malovic	78-79	55	15.236
14.	-	Bernie Finlay	58-59-60	73	15.205
15.	10.	•Mohamed Abukar	06-07	54	15.167
16.	-	Dick Maureau	61-62	49	15.1
17.	11.	Marty Daw	90-91	52	14.9
18.	12.	Jimmy Harris	71-72	54	14.814
19.	13.	Tony Ross	87-88-89	85	14.812
20.	14.	Zack Jones	81-82	54	14.7
21.	15.	Will Connelly	75-76-77	82	14.5
22.	-	Bob Lundgren	67-68	45	14.3
23.	16.	•Kawhi Leonard	10-11	70	14.1
24.	17.	Steve Copp	73-74-75-76	93	14.054
25.	18.	•Marcus Slaughter	04-05-06	87	13.919
19.	•Al Faux	01-02	57	13.84	
20.	Mitch McMullen	88-89	58	13.78	
21.	Matt Watts	98-99	53	13.7	
22.	•Jamaal Franklin	11-12-13	87	13.6	
23.	•Lorenzo Wade	07-08-09	92	13.0	
24.	•Xavier Thames	12-13-14	97	12.701	
25.	Marc Carter	94-95	56	12.70	

Rebounds

Rk	DI	Name	Years	GP	Rebs.
1.	1.	Michael Cage	81-82-83-84	112	1,317
2.	-	Al Skalecky	66-67-68	82	1,090
3.	2.	•Marcus Slaughter	04-05-06	87	775
4.	-	Larry Meek	63-64-65	75	764
5.	3.	Steve Copp	73-74-75-76	93	737
6.	4.	Leonard Allen	82-83-84-85	116	724
7.	5.	•Kawhi Leonard	10-11	70	716
8.	6.	Joel Kramer	74-76-77-79	99	711
9.	7.	•Aerick Sanders	01-02-03-04	109	686
10.	-	Noel Mickelsen	54-55-56	79	642
11.	8.	Will Connelly	75-76-77	82	641
12.	9.	Eddy Gordon	80-81-82-83	107	631
13.	10.	•Billy White	08-09-10-11	134	614
14.	11.	•Jamaal Franklin	11-12-13	87	605
15.	-	Tony Pinkins	55-56-57	82	604
12.	•Kyle Spain	06-07-08-09	115	596	
13.	Joe McNaull	91-92-93	86	572	
14.	•Winston Shepard	13-14-15-16	119	569	
15.	•Malcolm Thomas	10-11	71	561	
16.	•Skyler Spencer	13-14-15-16	124	540	
17.	•Marcelo Correa	97-98-99-00-01	112	522	
18.	•Myron Epps	99-00-01-02	113	508	
19.	•JJ O'Brien	13-14-15	105	502	
20.	Chris McMurray	72-73	42	492	
21.	Steve Malovic	78-79	55	484	
22.	•Randy Holcomb	01-02	61	481	
23.	Allen Bunting	74-75-76	78	456	
24.	•Richie Williams	06-07-08-09	127	445	
25.	•Lorenzo Wade	07-08-09	92	443	
26.	Larry Jones	72-73	53	420	
27.	•Brandon Heath	04-05-06-07	125	419	
28.	Marty Daw	90-91	52	415	

Rebound Average

Rk	DI	Name	Years	GP	RPG
1.	-	Al Skalecky	66-67-68	82	13.3
1.	Michael Cage	81-82-83-84	112	11.8	
2.	•Kawhi Leonard	10-11	70	10.2	
2.	•Marcus Slaughter	04-05-06	87	8.9	
4.	Steve Malovic	78-79	55	8.8	
5.	Marty Daw	90-91	52	8.0	
6.	Steve Copp	73-74-75-76	93	7.9247	
7.	Larry Jones	72-73	53	7.9245	
8.	•Malcolm Thomas	10-11	71	7.90	
9.	•Randy Holcomb	01-02	61	7.885	
10.	Will Connelly	75-76-77	82	7.817	
11.	Joel Kramer	74-76-77-78	99	7.2	
12.	Mitch McMullen	88-89	58	7.03	
13.	•Jamaal Franklin	11-12-13	87	6.95	
14.	Leon Carter	95-96	57	6.93	
15.	John Anderson	73-74	52	6.8	
16.	Joe McNaull	91-92-93	86	6.7	
17.	•Aerick Sanders	01-02-03-04	109	6.294	
18.	Roy Kruswyk	97-98	55	6.290	
19.	Leonard Allen	82-83-84-85	116	6.24	
20.	Marc Carter	94-95	56	6.1	

Assists

Rk	Name	Years	GP	Assists
1.	Tony Gwynn	78-79-80-81	107	590
2.	•Richie Williams	06-07-08-09	127	479
3.	Chad Nelson	94-95-96-97	112	412
4.	•Brandon Heath	04-05-06-07	125	394
5.	Mark Delsman	74-75-76-77	109	376
6.	Anthony Watson	83-84-85-86	110	356
7.	Keith Smith	82-83	53	349
8.	•D.J. Gay	08-09-10-11	140	344
9.	•Deandre Moore	01-02-03	88	339
10.	•Xavier Thames	12-13-14	97	316

11.	Dean Decker	77-78	56	307
12.	•Chase Tapley	10-11-12-13	134	303
13.	Ray Leary	74-75-76	76	279
14.	•Lorenzo Wade	07-08-09	92	275
15.	Mike Dodd	76-77-78-79	91	271
16.	Creon Dorsey	85-86	59	263
17.	Bryan Williams	88-89	48	243
18.	•Winston Shepard	13-14-15-16	119	239
19.	Michael Best	89-90	56	238
20.	•Tony Bland	02-03	63	213
21.	Arthur Massey	90-91	59	212
22.	Jeff Konek	85	57	211
23.	•David Abramowitz	99-00-01	79	189
24.	Jason Richey	97-98	52	184
24.	Gary Earle	74-75-76	81	184
26.	•JJ O'Brien	13-14-15	105	177
27.	•Wesley Stokes	04	30	176

Assist Average

Rk	Name	Years	GP	APG
1.	Keith Smith	82-83	53	6.6
2.	Tony Gwynn	78-79-80-81	107	5.51
3.	Dean Decker	77-78	56	5.48
4.	Creon Dorsey	85-86	59	4.5
5.	Michael Best	89-90	56	4.3
6.	•Deandre Moore	01-02-03	88	3.85
7.	•Richie Williams	06-07-08-09	127	3.77
8.	Jeff Konek	85	57	3.702
9.	Chad Nelson	94-95-96-97	112	3.679
10.	Roy Leary	74-75-76	76	3.671

Field Goals

Rk	DI	Name	Years	GP	FG
1.	1.	•Brandon Heath	04-05-06-07	125	749
2.	2.	Anthony Watson	83-84-85-86	110	702
3.	3.	Michael Cage	81-82-83-84	112	679
4.	4.	•Chase Tapley	10-11-12-13	134	573
5.	5.	•Billy White	08-09-10-11	134	529
6.	6.	Steve Copp	73-74-75-76	93	507
7.	-	Tony Pinkins	55-56-57	82	495
8.	7.	Eddie Morris	80-81-82-83	105	483
9.	-	Al Skalecky	66-67-68	82	481
10.	8.	Will Connelly	75-76-77	82	477
11.	-	Bob Brady	52-53-54	74	461
12.	9.	Von Jacobsen	69-70-71	78	457
13.	10.	•Lorenzo Wade	07-08-09	92	448
14.	11.	Kim Goetz	78-79	54	435
12.	Tony Ross	87-88-89	85	413	
13.	•Myron Epps	99-00-01-02	113	407	
14.	Joel Kramer	74-76-77-78	99	406	
15.	•Marcus Slaughter	04-05-06	87	403	
16.	Leonard Allen	82-83-84-85	116	396	
17.	Mike Dodd	76-77-78-79	91	392	
18.	•Winston Shepard	13-14-15-16	119	385	
19.	•Randy Holcomb	01-02	61	383	
20.	•Kyle Spain	06-07-08-09	115	382	
21.	•D.J. Gay	08-09-10-11	140	379	

Field Goal Attempts

Rk	Name	Years	GP	FGA
1.	•Brandon Heath	04-05-06-07	125	1,815
2.	Anthony Watson	83-84-85-86	110	1,576
3.	•Chase Tapley	10-11-12-13	134	1,247
4.	Michael Cage	81-82-83-84	112	1,238
5.	Steve Copp	73-74-75-76	93	1,126
6.	Eddie Morris	80-81-82-83	105	1,098
7.	•D.J. Gay	08-09-10-11	140	1,046
8.	Will Connelly	75-76-77	82	1,020
9.	•Lorenzo Wade	07-08-09	92	977
10.	•Winston Shepard	13-14-15-16	119	950
11.	•Xavier Thames	12-13-14	97	949
12.	Tony Ross	87-88-89	85	933

SAN DIEGO STATE CAREER RECORDS (CONT.)

13.	• Kyle Spain	06-07-08-09	115	912
14.	• Billy White	08-09-10-11	134	881
15.	• Jamaal Franklin	11-12-13	87	857
16.	Kim Goetz	78-79	54	852
17.	• Marcus Slaughter	04-05-06	87	844
18.	• Kawhi Leonard	10-11	70	840
19.	Chad Nelson	84-85-86-87	112	814
20.	• Randy Holcomb	01-02	61	812
21.	• Tony Bland	02-03	63	808

Field Goal Percentage

minimum 500 career attempts

Rk	DI	Name	Years	FG/FGA	FG%
1.	1.	• Billy White	08-09-10-11	529/881	60.0
2.	2.	Leonard Allen	82-83-84-85	396/692	57.2
3.	3.	Mitch McMullen	88-89	296/527	56.2
4.	4.	Marty Dow	90-91	309/557	55.5
5.	5.	Steve Malovic	78-79	337/609	55.3
6.	-	Danny Newport	54-55-56	379/686	55.2
7.	6.	Michael Cage	81-82-83-84	679/1,238	54.8
8.	7.	• Aerick Sanders	01-02-03-04	334/619	53.958
9.	8.	• Malcolm Thomas	10-11	298/553	53.89
10.	9.	• Mike Mackell	02-03	291/543	53.6
11.	10.	Joe McNaull	91-92-93	333/627	53.1
12.	11.	Joel Kramer	74-76-77-78	406/779	52.1
13.	12.	Mike Dodd	76-77-78-79	392/758	51.7
13.		Kim Goetz	78-79	435/852	51.1
14.		Myron Epps	99-00-01-02	407/803	50.7
15.	•	Marcelo Correa	97-98-99-00-01	273/546	50.0
16.		Jimmy Wilkins	71-72	253/517	48.9
17.		Zach Jones	81-82	323/668	48.4
18.	•	JJ O'Brien	13-14-15	361/751	48.1
19.	•	Mohamed Abukar	06-07	303/634	47.8
20.	•	Marcus Slaughter	04-05-06	403/844	47.7
21.		Eddy Gordon	80-81-82-83	343/722	47.5

Three-Point Field Goals

in existence since 1986-87 season

Rk	Name	Years	GP	3FG
1.	• Brandon Heath	04-05-06-07	125	281
2.	Tony Ross	87-88-89	85	270
3.	• Chase Tapley	10-11-12-13	134	223
4.	• D.J. Gay	08-09-10-11	140	219
5.	• John Sharper	03-04-05-06	119	166
6.	Jason Richey	97-98	52	136
7.	• Kyle Spain	06-07-08-09	115	130
8.	• James Rahon	11-12-13	100	129
9.	Chad Nelson	94-95-96-97	112	122
10.	• Xavier Thames	12-13-14	97	114
11.	• Richie Williams	06-07-08-09	127	112
12.	Michael Best	89-90	56	107
13.	• Al Faux	01-02	57	106
14.	• Jamaal Franklin	11-12-13	87	100
15.	• David Abramowitz	99-00-01	79	98
16.	• Deandre Moore	01-02-03	88	84
17.	• Aqeel Quinn	14-15	65	82
18.	• Matt Shrigley	14-15-16	66	81
19.	• Kelvin Davis	08-09-10	74	79
20.	Berry Randle	93-94-95-96	113	76
21.	Matt Watts	98-99	53	65
22.	• Lorenzo Wade	07-08-09	92	64

	• Trey Kell	15-16	53	38
	• Jeremy Hemsley	16	18	24

Three-Point Field Goal Atts.

in existence since 1986-87 season

Rk	Name	Years	GP	3FGA
1.	• Brandon Heath	04-05-06-07	125	798
2.	• D.J. Gay	08-09-10-11	140	607
3.	Tony Ross	87-88-89	85	589
4.	• Chase Tapley	10-11-12-13	134	565

5.	• John Sharper	03-04-05-06	119	412
6.	Jason Richey	97-98	52	381
7.	• James Rahon	11-12-13	100	368
8.	Chad Nelson	94-95-96-97	112	337
9.	• Kyle Spain	06-07-08-09	115	332
10.	• Jamaal Franklin	11-12-13	87	328
11.	Xavier Thames	12-13-14	97	320
12.	• Richie Williams	06-07-08-09	127	303
13.	Michael Best	89-90	56	292
14.	• David Abramowitz	99-00-01	79	284
15.	• Kelvin Davis	08-09-10	74	259
16.	• Al Faux	01-02	57	256
17.	Berry Randle	93-94-95-96	113	253
18.	• Matt Shrigley	14-15-16	67	239
18.	• Deandre Moore	01-02-03	88	239
20.	Matt Watts	98-99	53	237
21.	• Aqeel Quinn	14-15	65	228
22.	• Lorenzo Wade	07-08-09	92	212

Three-Point Field Goal Percentage

minimum 40 career three-point field goals

Rk	Name	Years	3FG/3FGA	3FG%
1.	Tony Ross	87-88-89	270/589	45.8
2.	• Al Faux	01-02	106/256	41.4
3.	• John Sharper	03-04-05-06	166/412	40.3
4.	• Steve Sir	03-04	47/118	39.8
5.	• Chase Tapley	10-11-12-13	223/565	39.5
6.	• Kyle Spain	06-07-08-09	130/332	39.2
7.	• Richie Williams	06-07-08-09	112/303	37.0
8.	Michael Best	89-90	107/292	36.64
9.	Tony Clark	92-93	52/142	36.62
10.	Chad Nelson	94-95-96-97	122/337	36.20
11.	• D.J. Gay	08-09-10-11	219/607	36.08
12.	• Aqeel Quinn	14-15	82/228	35.96
13.	Jason Richey	97-98	136/381	35.70
14.	• Xavier Thames	12-13-14	114/320	35.63
15.	• Brandon Heath	04-05-06-07	281/798	35.21
16.	• Deandre Moore	01-02-03	84/239	35.15
17.	• James Rahon	11-12-13	129/368	35.05
18.	• Dwayne Polee II	13-14-15	62/178	34.83
19.	Darryl Gaines	86-87	40/115	34.78
20.	• Karlo Kovacic	01-02	47/136	34.56

	• Matt Shrigley	14-15-16	81/239	33.89

Free Throws

Rk	DI	Name	Years	GP	FT
1.	1.	Michael Cage	81-82-83-84	112	488
2.	-	Tony Pinkins	55-56-57	82	485
3.	-	Bob Brady	52-53-54	74	467
4.	2.	Chad Nelson	94-95-96-97	112	415
5.	3.	• Brandon Heath	04-05-06-07	125	410
6.	4.	• Marcus Slaughter	04-05-06	87	388
7.	5.	• Xavier Thames	12-13-14	97	372
8.	6.	• Winston Shepard	13-14-15-16	119	356
8.	-	Bernie Finlay	58-59-60	73	352
10.	7.	• Jamaal Franklin	11-12-13	87	349
11.	8.	• Kyle Spain	06-07-08-09	115	336
12.	9.	Anthony Watson	83-84-85-86	110	331
13.	-	Al Skaleyky	66-67-68	82	309
14.	10.	Courtie Miller	90-91-92-93-94	101	302
15.	11.	Steve Copp	73-74-75-76	93	293
16.	-	Danny Newport	54-55-56	76	290
12.		Myron Epps	99-00-01-02	113	274
13.		Tony Gwynn	78-79-80-81	107	245
14.		• Lorenzo Wade	07-08-09	92	240
15.		Will Connelly	75-76-77	82	234
16.		• Tony Bland	02-03	63	233
17.		Leonard Allen	82-83-84-85	116	227
18.		• Billy White	08-09-10-11	134	221
19.		Jason Richey	97-98	52	218
20.		• Marcelo Correa	97-98-99-00-01	112	215

21.	Mitch McMullen	88-89	58	207
-----	----------------	-------	----	-----

Free Throws Attempted

DI	Name	Years	GP	FTA
1.	Michael Cage	81-82-83-84	112	667
2.	• Winston Shepard	13-14-15-16	119	546
3.	• Marcus Slaughter	04-05-06	87	530
4.	• Brandon Heath	04-05-06-07	125	524
5.	Chad Nelson	94-95-96-97	112	519
6.	• Myron Epps	99-00-01-02	113	466
7.	Jamaal Franklin	11-12-12	87	446
7.	Anthony Watson	83-84-85-86	110	446
9.	Xavier Thames	12-13-14	97	443
10.	Steve Copp	73-74-75-76	93	439
11.	• Kyle Spain	06-07-08-09	115	434
12.	Courtie Miller	90-91-92-93-94	101	398
13.	Will Connelly	75-76-77	82	376
14.	Leonard Allen	82-83-84-85	116	369
15.	Mitch McMullen	88-89	58	356
16.	• Lorenzo Wade	07-08-09	92	341
17.	• Tony Bland	02-03	63	340
18.	Tony Gwynn	78-79-80-81	107	334
19.	• Billy White	08-09-10-11	134	332
20.	• Malcolm Thomas	10-11	71	329
21.	• Marcelo Correa	97-98-99-00-01	112	324

Free Throw Percentage

minimum 40 career free throws

Rk	DI	Name	Years	FT/FTA	FT%
1.	1.	Kim Goetz	78-79	135/158	85.4
2.	-	Mike Spigler	69-70	112/134	83.6
3.	2.	• LaBradford Franklin	11-12-13	45/54	83.33
4.	3.	• Xavier Thames	12-13-14	372/449	82.85
5.	4.	Steve Malovic	78-79	164/199	82.41
6.	5.	• Mohamed Abukar	06-07	186/226	82.30
7.	6.	Jason Richey	97-98	218/271	80.44
8.	7.	Tony Ross	87-88-89	163/203	80.30
9.	8.	Chad Nelson	94-95-96-97	415/519	79.96
10.	9.	• Jamaal Franklin	11-12-13	349/446	78.25
10.		• Brandon Heath	04-05-06-07	410/524	78.24
11.		Mike Dodd	76-77-78-79	144/185	77.84
		- Bernie Finlay	58-59-60	352/453	77.70
12.		• Kyle Spain	06-07-08-09	336/434	77.42
13.		Chris McMurray	72-73	130/169	76.9
		- Gary Schneider	70-71	116/157	76.8
14.		Joel Kramer	74-76-77-78	137/179	76.5
15.		Jimmy Wilkins	71-72	149/195	76.4
16.		• Chase Tapley	10-11-12-13	157/206	76.2
17.		Courtie Miller	90-91-92-93-94	302/398	75.9

		• Jeremy Hemsley	16	53/70	75.7

Blocks

since 1978-79 season

Rk	Name	Years	GP	Bk.
1.	• Skylar Spencer	13-14-15-16	124	261
2.	Leonard Allen	82-83-84-85	116	214
3.	• Malcolm Thomas	10-11	71	127
4.	Michael Cage	81-82-83-84	112	118
5.	Joe McNaull	91-92-93	86	114
6.	• Aerick Sanders	01-02-03-04	109	105
7.	• Billy White	08-09-10-11	134	102
8.	• Marcelo Correa	97-98-99-00-01	112	100
9.	• Marcus Slaughter	04-05-06	87	78
10.	• Lorenzo Wade	07-08-09	92	72
11.	Eddy Gordon	80-81-82-83	107	71
12.	Marty Dow	90-91	52	68
12.	Rodney Hawkins	86-87-88	70	68
14.	Leon Carter	95-96	57	58
15.	Marc Carter	94-95	56	55
16.	• Chase Tapley	10-11-12-13	134	54
17.	Jamaal Franklin	11-12-13	87	51
17.	• Randy Holcomb	01-02	61	51

SAN DIEGO STATE CAREER RECORDS (CONT.)

17.	Courtie Miller	90-91-92-93-94	101	51
20.	Mitch McMullen	88-89	58	46

	•Winston Shepard	13-14-15-16	119	40
	•Malik Pope	15-16	49	38
	•Dakarai Allen	14-15-16	80	30

Steals

since 1978-79 season				
Rk	Name	Years	GP	Steals
1.	•Richie Williams	06-07-08-09	127	246
2.	•Brandon Heath	04-05-06	125	217
3.	Anthony Watson	83-84-85-86	110	192
4.	•Chase Tapley	10-11-12-13	134	187
5.	Chad Nelson	94-95-96-97	112	175
6.	•Billy White	08-09-10-11	134	149
7.	Tony Gwynn	78-79-80-81	107	141
8.	•Kyle Spain	06-07-08-09	115	137
9.	Eddie Morris	80-81-82-83	105	131
10.	•D.J. Gay	08-09-10-11	140	126
10.	Matt Watts	98-99	53	126
10.	Michael Best	89-90	56	126
10.	Michael Cage	81-82-83-84	112	126
14.	•Lorenzo Wade	07-08-09	92	125
15.	•Xavier Thames	12-13-14	97	120
16.	•Deandre Moore	01-02-03	88	114
17.	Eddy Gordon	80-81-82-83	107	111
18.	Creon Dorsey	85-86	59	109
19.	•Marcus Slaughter	04-05-06	87	107
20.	•JJ O'Brien	13-14-15	105	106
21.	•Marcelo Correa	97-98-99-00-01	112	102

	•Winston Shepard	13-14-15-16	119	84

Games Played

Rk	DI	Name	Years	GP
1.	1.	•D.J. Gay	08-09-10-11	140
2.	2.	•Chase Tapley	10-11-12-13	134
2.	2.	•Billy White	08-09-10-11	134
4.	4.	•Richie Williams	06-07-08-09	127
5.	5.	•Brandon Heath	04-05-06-07	125
6.	6.	•Skyler Spencer	13-14-15-16	124
6.	6.	•Matt Thomas	05-06-07-08-09	124
98	8.	•Winston Shepard	13-14-15-16	119
8.	8.	•John Sharper	03-04-05-06	119
10.	10.	Leonard Allen	82-83-84-85	116
11.	11.	•Kyle Spain	06-07-08-09	115
12.	12.	•Myron Epps	99-00-01-02	113
12.	12.	Berry Randle	93-94-95-96	113
14.	14.	•Marcelo Correa	97-98-99-00-01	112
14.	14.	Chad Nelson	94-95-96-97	112
14.	14.	Michael Cage	81-82-83-84	112
17.	17.	•Chris Walton	01-02-04-05	110
17.	17.	Anthony Watson	83-84-85-86	110
19.	19.	•Tim Shelton	08-09-10-11-12	109
19.	19.	•Aerick Sanders	01-02-03-04	109
19.	19.	Mark Delsman	74-75-76-77	109
22.	22.	Eddy Gordon	80-81-82-83	107
22.	22.	Tony Gwynn	78-79-80-81	107
22.	22.	Noel Mickelsen	53-54-55-56	107

Games Started

since 1978-79 season				
Rk	Name	Years	GP	GS
1.	•Billy White	08-09-10-11	134	124
2.	•D.J. Gay	08-09-10-11	140	120
2.	•Brandon Heath	04-05-06-07	125	120
4.	•Chase Tapley	10-11-12-13	134	114
5.	Michael Cage	81-82-83-84	112	112
6.	Leonard Allen	82-83-84-85	116	110
7.	•Richie Williams	06-07-08-09	127	109
8.	•JJ O'Brien	13-14-15	105	104

9.	Chad Nelson	94-95-96-97	112	103
10.	•Kyle Spain	06-07-08-09	115	95
11.	Anthony Watson	83-84-85-86	110	93
12.	•Xavier Thames	12-13-14	97	91
12.	•Marcelo Correa	97-98-99-00-01	112	91
14.	•Skyler Spencer	13-14-15	124	82
15.	•Myron Epps	99-00-01-02	113	81
16.	•Winston Shepard	13-14-15	119	81
17.	•Marcus Slaughter	04-05-06	87	74
18.	•Lorenzo Wade	07-08-09	92	73
18.	•Deandre Moore	01-02-03	88	73
20.	•Malcolm Thomas	10-11	71	70
21.	•Kawhi Leonard	10-11	70	69
22.	•Tony Bland	02-03	63	62
22.	Joe McNaull	91-92-93	86	62
22.	Eddie Morris	80-81-82-83	105	62

Consecutive Games Started

since 1980-81 season				
Rk	Name	Years	GP	CGS
1.	Michael Cage	81-82-83-84	112	112
2.	Chad Nelson	94-95-96-97	112	103
3.	•Brandon Heath	04-05-06-07	125	85
4.	•Skyler Spencer	13-14-15-16	124	76
5.	•D.J. Gay	08-09-10-11	140	71
6.	Leonard Allen	82-83-84-85	116	70
7.	•Malcolm Thomas	10-11	71	68
8.	•Kawhi Leonard	10-11	70	64
9.	•JJ O'Brien	13-14-15	105	62
10.	•Randy Holcomb	01-02	61	61
11.	•Winston Shepard	13-14-15	119	60
11.	•Aerick Sanders	01-02-03-04	109	60
13.	•Myron Epps	99-00-01-02	113	58
14.	Chris Walters	1993-94	57	57
14.	Joe McNaull	91-92-93	86	57
16.	•Jamaal Franklin	11-12-13	87	55
16.	Kevin Betts	97-98	55	55
16.	Anthony Watson	83-84-85-86	110	55

Minutes Played

since 1978-79 season				
Rk	Name	Years	GP	Min.
1.	•Brandon Heath	04-05-06-07	125	4,275
2.	Michael Cage	81-82-83-84	112	4,262
3.	•D.J. Gay	08-09-10-11	140	4,222
4.	•Chase Tapley	10-11-12-13	134	3,813
5.	•Richie Williams	06-07-08-09	127	3,780
6.	Chad Nelson	94-95-96-97	103	3,692
7.	•Billy White	08-09-10-11	134	3,532
8.	Anthony Watson	83-84-85-86	110	3,330
9.	Leonard Allen	82-83-84-85	116	3,191
10.	•JJ O'Brien	13-14-15	105	3,077
11.	•Xavier Thames	12-13-14	97	3,035
12.	•Myron Epps	99-00-01-02	113	2,971
13.	•Winston Shepard	13-14-15-16	119	2,954
14.	•Kyle Spain	06-07-08-09	115	2,948
15.	•Lorenzo Wade	07-08-09	92	2,911
16.	•Marcus Slaughter	04-05-06	87	2,659
17.	Eddie Morris	80-81-82-83	105	2,627
18.	•Skyler Spencer	13-14-15-16	124	2,608
19.	•Marcelo Correa	97-98-99-00-01	112	2,594
20.	•Deandre Moore	01-02-03	88	2,462
21.	•Aerick Sanders	01-02-03-04	109	2,460
22.	Tony Gwynn	78-79-80-81	107	+2,422
23.	Tony Ross	87-88-89	85	2,402

	•Trey Kell	15-16	53	1,186

Efficiency Points

since 1978-79 season				
Rk	Name	Years	GP	Eff. Pts.
1.	Michael Cage	81-82-83-84	112	2,534
2.	•Brandon Heath	04-05-06-07	125	1,652

3.	•Billy White	08-09-10-11	134	1,635
4.	•Chase Tapley	10-11-12-13	134	1,574
5.	•Marcus Slaughter	04-05-06	87	1,495
6.	Steve Copp	73-74-75-76	93	1,450
7.	Joel Kramer	74-76-77-78	99	1,407
8.	Leonard Allen	82-83-84-85	116	1,395
9.	Chad Nelson	94-95-96-97	112	1,351
10.	Anthony Watson	83-84-85-86	110	1,337
11.	•Kawhi Leonard	10-11	70	1,322
12.	•Kyle Spain	06-07-08	115	1,308
13.	•Aerick Sanders	01-02-03-04	109	1,276
14.	•Jamaal Franklin	11-12-13	87	1,282
15.	•Lorenzo Wade	07-08-09	92	1,244
16.	•Richie Williams	06-07-08-09	127	1,220
17.	Will Connelly	75-76-77	82	1,216
18.	•Malcolm Thomas	10-11	71	1,153
19.	•Xavier Thames	12-13-14	97	1,139
20.	Steve Malovic	78-79	55	1,137

	•Winston Shepard	13-14-15-16	119	1,074
	•Skyler Spencer	13-14-15-16	124	1,053

Efficiency Average

min. 50 games; since 1978-79 season				
Rk	Name	Years	GP	EPG
1.	Michael Cage	81-82-83-84	112	22.63
2.	Steve Malovic	78-79	55	20.67
3.	•Kawhi Leonard	10-11	70	18.89
4.	Marty Dow	90-91	52	17.52
5.	•Marcus Slaughter	04-05-06	87	17.18
6.	•Malcolm Thomas	10-11	71	16.24
7.	Kim Goetz	78-79	54	16.09
8.	Steve Copp	73-74-75-76	93	15.59
9.	•Randy Holcomb	01-02	61	15.34
10.	Will Connelly	75-76-77	82	14.83
11.	•Jamaal Franklin	11-12-13	87	14.74
12.	Jason Richey	97-98	52	14.40
13.	Joel Kramer	74-76-77-78	99	14.21
14.	•Mohamed Abukar	06-07	54	14.20
15.	Leon Carter	95-96	57	13.82
16.	Mitch McMullen	88-89	58	13.78
17.	•Lorenzo Wade	07-08-09	92	13.52
18.	•Tony Bland	02-03	63	13.27
19.	•Brandon Heath	04-05-06-07	125	13.22
20.	Kevin Betts	97-98	55	13.14

Points-Rebounds-Assists

since 1972-73 season				
Rk	Name	Years	GP	PRA
1.	Michael Cage	81-82-83-84	112	3,261
2.	•Brandon Heath	04-05-06-07	125	3,002
3.	Anthony Watson	83-84-85-86	110	2,453
4.	•Chase Tapley	10-11-12-13	134	2,238
5.	Steve Copp	73-74-75-76	93	2,215
6.	•Marcus Slaughter	04-05-06	87	2,099
7.	•Billy White	08-09-10-11	134	2,069
8.	Chad Nelson	94-95-96-97	112	2,007
9.	•Winston Shepard	13-14-15-16	119	1,970
10.	•Kyle Spain	06-07-08-09	115	1,959
11.	Jamaal Franklin	11-12-13	87	1,952
12.	•Lorenzo Wade	07-08-09	92	1,918
13.	Will Connelly	75-76-77	82	1,901
14.	•Kawhi Leonard	10-11	70	1,862
15.	•Xavier Thames	12-13-14	97	1,833
16.	Joel Kramer	74-76-77-78	99	1,822
17.	•Richie Williams	06-07-08-09	127	1,807
18.	•D.J. Gay	08-09-10-11	140	1,783
19.	Leonard Allen	82-83-84-85	116	1,765
20.	Tony Gwynn	78-79-80-81	107	1,730
21.	•Myron Epps	99-00-01-02	113	1,679

	•Skyler Spencer	13-14-15-16	124	1,054

SAN DIEGO STATE CAREER RECORDS (CONT.)

Victories

<i>since 1975-76</i>				
Rk	Name	Years	GP	Wins
1.	•D.J. Gay	08-09-10-11	140	105
2.	•Chase Tapley	10-11-12-13	134	103
3.	•Billy White	08-09-10-11	134	101
4.	•Skylar Spencer	13-14-15	124	93
5.	•Winston Shepard	13-14-15	119	88
6.	•Tim Shelton	08-09-10-11-12	109	85
6.	•Richie Williams	06-07-08-09	127	85
8.	•JJ O'Brien	13-14-15	105	80
8.	•Kyle Spain	06-07-08-09	115	80
10.	•James Rahon	11-12-13	100	78
11.	Leonard Allen	82-83-84-85	116	76
12.	•Xavier Thames	12-13-14	97	75
13.	•Matt Thomas	05-06-07-08-09	124	74
14.	•Brandon Heath	04-05-06-07	125	71
15.	•Jamaal Franklin	11-12-13	87	68
15.	Michael Cage	81-82-83-84	112	68
17.	•Dakarai Allen	14-15-16	80	64
18.	•John Sharper	03-04-05-06	119	63
18.	Anthony Watson	83-84-85-86	110	63
20.	•Aerick Sanders	01-02-03-04	109	61
21.	•Lorenzo Wade	07-08-09	92	60
22.	•Brian Carlwell	10-11	71	59
22.	•Malcolm Thomas	10-11	71	59
22.	Eddie Morris	80-81-82-83	105	59

Conference Victories

<i>since 1975-76</i>				
Rk	Name	Years	CGP	Wins
1.	•D.J. Gay	08-09-10-11	64	45
2.	•Winston Shepard	13-14-15-16	57	44
2.	•Skylar Spencer	13-14-15-16	57	44
4.	•Billy White	08-09-10-11	56	43
5.	•Chase Tapley	10-11-12-13	59	41
6.	•JJ O'Brien	13-14-15	51	39
6.	•Richie Williams	06-07-08-09	60	39
8.	•Kyle Spain	06-07-08-09	51	36
8.	Leonard Allen	82-83-84-85	64	36
10.	•Xavier Thames	12-13-14	44	33
10.	Michael Cage	81-82-83-84	64	33
12.	•Matt Thomas	05-06-07-08-09	59	32
12.	•Brandon Heath	04-05-06-07	60	32
12.	Anthony Watson	83-84-85-86	64	32
15.	•Dakarai Allen	14-15-16	37	31
15.	•James Rahon	11-12-13	44	31
17.	•Matt Shrigley	14-15-16	36	30
17.	•Aqeel Quinn	14-15	36	30
17.	•Tim Shelton	08-09-10-11-12	43	30
20.	•Lorenzo Wade	07-08-09	46	29
20.	Eddie Morris	80-81-82-83	58	29
22.	Jamaal Franklin	11-12-13	38	28
23.	•John Sharper	03-04-05-06	57	27
23.	Eddy Gordon	80-81-82-83	57	27
23.	Joel Kramer	74-76-77-78	42	27

SAN DIEGO STATE SINGLE-SEASON RECORDS

Points

Rk	DI	Name	Pts.	Yr.
1.	1.	Michael Cage (Sr.)	686	84
2.	2.	+Brandon Heath (Sr.)	637	07
3.	3.	+Xavier Thames (Sr.)	633	14
4.	4.	Anthony Watson (Sr.)	630	86
5.	5.	+Brandon Heath (Jr.)	607	06
6.	-	Bob Brady (Jr.)	585	53
7.	6.	+Jamaal Franklin (Jr.)	560	13
8.	7.	+Randy Holcomb (Sr.)	558	02
9.	8.	+Jamaal Franklin (So.)	557	12
10.	8.	+Kawhi Leonard (So.)	557	11
10.		Michael Cage (Jr.)	547	83
11.		Anthony Watson (Jr.)	544	85
12.		+Chase Tapley (Jr.)	537	12
13.		+Brandon Heath (So.)	532	05
13.		Kim Goetz (Sr.)	532	79
-		Tony Pinkins (Sr.)	529	57
-		Bernie Finlay (Sr.)	522	60
-		Tony Pinkins (Jr.)	522	56
15.		Shawn Jamison (Jr.)	520	90
15.		Steve Copp (Sr.)	520	76
17.		+Tony Bland (Jr.)	519	02
18.		+Mohamed Abukar (Sr.)	505	07
19.		+Kyle Spain (Sr.)	504	09
20.		+Marcus Slaughter (Jr.)	494	06
20.		+Al Faux (Sr.)	494	02
20.		Marty Dow (Sr.)	494	91
23.		Tony Bland (Sr.)	493	03
24.		+Lorenzo Wade (Jr.)	487	08
25.		+Aerick Sanders (Sr.)	482	04

		+Jeremy Hemsley (T-Fr.)	233	16

Scoring Average

Rk	DI	Name (Class)	PPG	Yr.
1.	1.	Michael Cage (Sr.)	24.5	84
2.	2.	Anthony Watson (Sr.)	22.5	86
3.	-	Bob Brady (Jr.)	20.9	53
4.	3.	Kim Goetz (Sr.)	20.5	79
5.	-	Bernie Finlay (Sr.)	20.1	60
6.	-	Tony Pinkins (Sr.)	19.6	57
7.	4.	Michael Cage (Jr.)	19.5	83
8.	5.	+Brandon Heath (Sr.)	19.3	07
9.	-	Bob Brady (Sr.)	18.7	54
10.	6.	+Brandon Heath (Jr.)	18.4	06
10.	-	Von Jacobsen (So.)	18.4	69
7.		+Brandon Heath (So.)	18.34	05
8.		Carlus Groves (Sr.)	18.27	94
-		Tony Pinkins (Jr.)	18.0	56
9.		Steve Copp (Sr.)	17.9	76
10.		+Marcus Slaughter (So.)	17.8	05
11.		Will Connelly (So.)	17.7	75
12.		Jason Richey (Jr.)	17.6	97
13.		+Xavier Thames (Sr.)	17.58	14
14.		Anthony Watson (Jr.)	17.5	85
15.		Steve Malovic (Sr.)	17.44	79
16.		+Jamaal Franklin (So.)	17.41	12
17.		Jason Richey (Sr.)	17.36	98
18.		Zach Jones (Jr.)	17.1	81
19.		+Al Faux (Sr.)	17.0	02
19.		Marty Dow (Sr.)	17.0	91
21.		+Jamaal Franklin (Jr.)	16.97	13
22.		+Randy Holcomb (Sr.)	16.91	02
23.		Kim Goetz (Jr.)	16.89	78
24.		Shawn Jamison (Jr.)	16.8	90
25.		Will Connelly (Jr.)	16.6	76

Rebounds

Rk	DI	Name (Class)	Rebs.	Yr.
1.	-	Al Skalecky (Jr.)	394	67
2.	1.	+Kawhi Leonard (So.)	380	11
3.	-	Al Skalecky (So.)	356	66
4.	2.	Michael Cage (Fr.)	355	81
5.	3.	Michael Cage (Jr.)	354	83
6.	4.	Michael Cage (Sr.)	352	84
7.	5.	Chris McMurray (Jr.)	350	72
8.	-	Tony Pinkins (Jr.)	346	56
9.	6.	+Josh Davis (Sr.)	342	14
10.	-	Al Skalecky (Sr.)	340	68
7.		+Kawhi Leonard (Fr.)	336	10
8.		+Marcus Slaughter (Jr.)	329	06
9.		+Jamaal Franklin (Jr.)	312	13
10.		+Malcolm Thomas (Sr.)	301	11
11.		+Randy Holcomb (Sr.)	296	02
12.		+Aerick Sanders (Sr.)	295	04
-		Eric Martensen (Jr.)	278	69
-		Larry Meek (So.)	277	63
13.		Marty Dow (Sr.)	274	91
14.		Steve Malovic (Sr.)	265	79
15.		+Malcolm Thomas (Jr.)	260	10
16.		Will Connelly (Jr.)	258	76
17.		Joel Kramer (Jr.)	257	77
18.		Michael Cage (So.)	256	82
19.		Joel Kramer (Sr.)	255	78
20.		+Jamaal Franklin (So.)	252	12
21.		Leonard Allen (Sr.)	252	85
22.		Steve Copp (Sr.)	248	76
22.		Will Connelly (So.)	248	75
24.		Steve Copp (Jr.)	247	75
25.		+Marcus Slaughter (So.)	242	05

		+Zylan Cheatham (R-Fr.)	105	16
		+Skyler Spencer (Sr.)	100	16
		+Winston Shepard (Sr.)	99	16

Rebound Average

Rk	DI	Name (Class)	RPG	Yr.
1.	-	Al Skalecky (So.)	13.7	66
2.	-	Al Skalecky (Jr.)	13.6	67
3.	1.	Michael Cage (Fr.)	13.1	81
4.	2.	Michael Cage (Jr.)	12.64	83
5.	-	Al Skalecky (Sr.)	12.59	68
6.	3.	Michael Cage (Sr.)	12.57	84
7.	4.	Chris McMurray (Jr.)	12.50	72
8.	-	Tony Pinkins (Jr.)	11.9	56
9.	5.	+Marcus Slaughter (Jr.)	11.0	06
10.	-	Larry Meek (Sr.)	10.68	65
-		Larry Meek (So.)	10.654	63
6.		+Kawhi Leonard (So.)	10.56	11
7.		Chris McMurray (Sr.)	10.1	73
8.		+Josh Davis (Sr.)	10.06	14
9.		+Kawhi Leonard (Fr.)	9.9	10
10.		+Aerick Sanders (Sr.)	9.83	04
11.		Steve Malovic (Sr.)	9.81	79
12.		+Jamaal Franklin (Jr.)	9.45	13
13.		Marty Dow (Sr.)	9.4	91
14.		Will Connelly (So.)	9.19	75
15.		Joel Kramer (Jr.)	9.18	77
16.		Steve Copp (Jr.)	9.15	75
17.		Joel Kramer (Sr.)	9.11	78
18.		+Randy Holcomb (Sr.)	8.97	02
19.		+Marcus Slaughter (So.)	8.96	05
20.		Will Connelly (Jr.)	8.90	76
21.		Eddy Gordon (Fr.)	8.85	80

22.		Michael Cage (So.)	8.83	82
23.		Gary Schneider (Sr.)	8.80	71
24.		Larry Jones (Jr.)	8.7	72
25.		Steve Copp (Sr.)	8.6	76

Assists

in existence since 1972-73 season

Rk	Name (Class)	Asts.	Yr.
1.	Tony Gwynn (Jr.)	221	80
2.	Keith Smith (Jr.)	212	82
3.	Dean Decker (Sr.)	176	78
4.	+Wesley Stokes (Jr.)	175	04
5.	Creon Dorsey (Jr.)	171	85
6.	Tony Gwynn (Sr.)	164	81
7.	Ray Leary (Sr.)	163	76
8.	Tony Gwynn (So.)	153	79
9.	+Richie Williams (So.)	151	07
10.	Raymond King (Fr.)	150	96
11.	Bryan Williams (Jr.)	148	88
12.	Arthur Massey (Sr.)	139	91
13.	Keith Smith (Sr.)	137	83
14.	Jeff Konek (Jr.)	132	84
15.	Dean Decker (Jr.)	131	77
16.	+Xavier Thames (So.)	128	12
17.	+Richie Williams (Fr.)	127	06
18.	+Richie Williams (Sr.)	126	09
19.	Michael Best (Sr.)	125	90
20.	+Deandre Moore (So.)	124	03
21.	+Deandre Moore (Sr.)	122	01
21.	Chad Nelson (Jr.)	122	96
23.	Mike Dodd (Sr.)	121	79
24.	+Brandon Heath (Sr.)	120	07
24.	Mark Delsman (Fr.)	120	74

Assist Average

in existence since 1972-73 season

Rk	Name (Class)	APG	Yr.
1.	Tony Gwynn (Jr.)	8.2	80
2.	Keith Smith (Jr.)	7.3	82
3.	Tony Gwynn (Sr.)	6.31	81
4.	Dean Decker (Sr.)	6.28	78
5.	+Wesley Stokes (Jr.)	5.8	04
6.	Bryan Williams (Jr.)	5.8	88
7.	Keith Smith (Sr.)	5.71	83
8.	Tony Gwynn (So.)	5.67	79
9.	Ray Leary (Sr.)	5.6	76
10.	Creon Dorsey (Jr.)	5.5	85

Field Goals

Rk	DI	Name (Class)	FG	Yr.
1.	1.	Michael Cage (Sr.)	250	84
2.	2.	Anthony Watson (Sr.)	246	86
3.	3.	Kim Goetz (Sr.)	229	79
4.	4.	+Brandon Heath (Sr.)	225	07
5.	5.	Anthony Watson (Jr.)	222	85
6.	6.	+Randy Holcomb (Sr.)	220	02
7.	7.	+Kawhi Leonard (So.)	211	11
8.	8.	Marty Dow (Sr.)	207	91
8.	8.	Steve Copp (Sr.)	207	76
10.	10.	Kim Goetz (Jr.)	206	78
11.		+Brandon Heath (Jr.)	204	06
12.		Shawn Jamison (Jr.)	203	90
13.		+Chase Tapley (Jr.)	200	12
13.		+Aerick Sanders (Sr.)	200	04
15.		Will Connelly (So.)	196	75
16.		Steve Malovic (Sr.)	192	79
17.		Michael Cage (Jr.)	191	83
18.		+Xavier Thames (Sr.)	188	14

19.		Will Connelly (Jr.)	187	76
20.		+Mohamed Abukar (Sr.)	185	07
20.		+Tony Bland (Jr.)	185	02
22.		Zach Jones (Jr.)	183	81
23.		+Tony Bland (Sr.)	180	03
24.		Jimmy Harris (Sr.)	179	72
25.		Chris McMurray (Jr.)	177	72

Field Goal Attempts

DI	Name (Class)	FGA	Yr.
1.	+Brandon Heath (Sr.)	534	07
2.	Anthony Watson (Sr.)	520	86
3.	+Brandon Heath (Jr.)	481	06
4.	+Kawhi Leonard (So.)	475	11
4.	Anthony Watson (Jr.)	475	85
6.	+Xavier Thames (Sr.)	457	14
7.	Kim Goetz (Sr.)	451	79
8.	Michael Cage (Sr.)	445	84
9.	+Chase Tapley (Jr.)	440	12
10.	+Brandon Heath (So.)	432	05
11.	Chris McMurray (Jr.)	428	72
12.	+Randy Holcomb (Sr.)	426	02
13.	Steve Copp (Sr.)	417	76
14.	+Tony Bland (Jr.)	416	02
15.	Jimmy Harris (Sr.)	413	72
16.	Will Connelly (So.)	410	75
17.	+Jamaal Franklin (Jr.)	409	13
18.	Kim Goetz (Jr.)	401	78
19.	+Jamaal Franklin (So.)	400	12
20.	Will Connelly (Jr.)	397	76
21.	+Mohamed Abukar (Sr.)	392	07
22.	+Tony Bland (Sr.)	392	03
23.	Zach Jones (Jr.)	387	81
23.	+Lorenzo Wade (Jr.)	387	08
25.	+Randy Holcomb (Jr.)	386	01

Field Goal Percentage

min. 5 FGA per game

Rk	DI	Name (Class)	Pct.	Yr.
1.	-	Danny Newport (Fr.)	79.9	54
2.	1.	+Billy White (So.)	66.3	09
3.	2.	+Billy White (Fr.)	61.5	08
4.	3.	Leon Carter (Sr.)	60.5	96
5.	4.	Leonard Allen (Sr.)	60.1	85
6.	5.	Kevin Betts (Sr.)	59.8	98
7.	6.	+Jerome Habel (Jr.)	59.6	07
8.	7.	+Billy White (Jr.)	58.3	10
9.	8.	Mitch McMullen (Sr.)	58.0	89
10.	9.	Joe McNaull (So.)	57.9	92
10.		Von Jacobsen (Sr.)	57.3	71
11.		Marty Dow (Sr.)	57.2	91
12.		Michael Cage (Jr.)	57.0	83
13.		Kevin Betts (Jr.)	56.9	97
14.		Shawn Jamison (Jr.)	56.23	90
15.		Leonard Allen (So.)	56.20	83
16.		+Billy White (Sr.)	56.18	11
16.		Michael Cage (Sr.)	56.18	84
18.		Steve Malovic (Jr.)	56.0	78
19.		Michael Kennedy (Sr.)	55.93	85
20.		Leonard Allen (Jr.)	55.88	84
21.		Roy Kruswyk (Sr.)	55.84	98
22.		Michael Cage (Fr.)	55.83	81
23.		+Aerick Sanders (Sr.)	55.4	04
24.		+Myron Epps (Jr.)	54.88	01
25.		Steve Malovic (Sr.)	54.86	79

Three-Point Field Goals

in existence since 1986-87 season

SAN DIEGO STATE SINGLE-SEASON RECORDS (CONT.)

Rk	Name (Class)	3FGs	Yr.
1.	Tony Ross (Fr.)	104	87
2.	Tony Ross (So.)	100	88
3.	•Brandon Heath (Jr.)	98	06
4.	•Brandon Heath (Sr.)	87	07
5.	•John Sharper (Sr.)	79	06
6.	•Chase Tapley (Jr.)	77	12
7.	•D.J. Gay (Sr.)	73	11
8.	Jason Richey (Sr.)	72	98
9.	•Chase Tapley (Sr.)	70	13
10.	•Kyle Spain (Sr.)	67	09
11.	•Al Faux (Sr.)	66	02
11.	Tony Ross (Jr.)	66	89
13.	Jason Richey (Jr.)	64	97
14.	•Xavier Thames (Sr.)	61	14
15.	•D.J. Gay (Jr.)	61	10
16.	Michael Best (Sr.)	56	90
17.	Josko Visnjic (Jr.)	55	98
18.	•Agel Quinn (Sr.)	54	15
19.	•James Rahon (So.)	53	11
20.	•Jamaal Franklin (So.)	51	12
20.	Michael Best (Jr.)	51	89
22.	Derric Croft (Jr.)	49	94
23.	•Brandon Heath (So.)	48	05
23.	•Brandon Heath (Fr.)	48	04
25.	•Steve Sir (Fr.)	46	03
26.	•D.J. Gay (Fr.)	45	08

•Jeremy Hemsley (T-Fr.)	24	16
•Trey Kell (So.)	23	16

Three-Pt. Field Goal Atts.

in existence since 1986-87 season

Rk	Name (Class)	3FGA	Yr.
1.	•Brandon Heath (Sr.)	247	07
2.	•Brandon Heath (Jr.)	240	06
3.	Tony Ross (Fr.)	223	87
4.	Tony Ross (So.)	213	88
5.	•D.J. Gay (Sr.)	204	11
6.	Jason Richey (Sr.)	202	98
7.	•John Sharper (Sr.)	188	06
8.	•Chase Tapley (Sr.)	186	13
9.	Josko Visnjic (Jr.)	179	98
9.	Jason Richey (Jr.)	179	97
11.	•Chase Tapley (Jr.)	178	12
12.	Michael Best (Sr.)	173	90
13.	•Kyle Spain (Sr.)	171	09
14.	•Xavier Thames (Sr.)	164	14
15.	•Al Faux (Sr.)	161	02
16.	•D.J. Gay (Jr.)	160	10
16.	•Brandon Heath (Fr.)	160	04
17.	•Jamaal Franklin (So.)	157	12
19.	Tony Ross (Jr.)	153	89
20.	Derric Croft (Jr.)	152	94
21.	•Brandon Heath (So.)	151	05
22.	•Jamaal Franklin (Jr.)	150	13
23.	•Agel Quinn (Sr.)	148	15
24.	•Wesley Stokes (Jr.)	138	04
25.	Arthur Massey (Sr.)	135	91
26.	Matt Watts (Jr.)	134	98

•Trey Kell (So.)	69	16
------------------	----	----

Three-Point Field Goal Pct.

min 20 3FGs; in existence since 1986-87 season

Rk	Name (Class)	Pct.	Yr.
1.	Jason Hamilton (Fr.)	50.0	93

2.	Tony Ross (So.)	46.9	88
3.	Chad Nelson (Fr.)	46.7	94
4.	Tony Ross (Fr.)	46.6	87
5.	•Richie Williams (So.)	45.8	07
6.	•James Rahon (So.)	43.4	11
7.	•Chase Tapley (Jr.)	43.3	12
8.	Tony Ross (Jr.)	43.1	89
9.	Michael Best (Jr.)	42.9	89
10.	•Al Faux (Jr.)	42.1	01
11.	•John Sharper (Sr.)	42.0	06
12.	•Al Faux (Sr.)	41.0	02
13.	Brady Trenkle (So.)	40.84	97
14.	•Brandon Heath (Jr.)	40.83	06
15.	•Steve Sir (Fr.)	40.4	03
16.	•Jeremy Hemsley (T-Fr.)	40.0	16
17.	•John Sharper (So.)	40.0	04
18.	•Kyle Spain (Sr.)	39.2	09
19.	•Deandre Moore (Jr.)	39.0	02
20.	•Kyle Spain (Jr.)	38.6	08
21.	•D.J. Gay (Jr.)	38.1	10
22.	•Chase Tapley (So.)	38.0	11
23.	•Xavier Thames (Sr.)	37.20	14
24.	•Chase Tapley (Sr.)	37.6	13
25.	•Chase Tapley (Fr.)	37.6	10
26.	•Richie Williams (Sr.)	37.5	09

•Trey Kell (So.)	33.3	16
------------------	------	----

Free Throws

Rk	DI	Name (Class)	FT	Yr.
1.	-	Bob Brady (Jr.)	213	53
2.	1.	•Xavier Thames (Sr.)	196	14
3.	2.	•Marcus Slaughter (Jr.)	192	06
4.	3.	Michael Cage (Sr.)	186	84
4.	-	Bernie Finlay (Sr.)	186	60
6.	4.	Jamaal Franklin (Jr.)	180	13
7.	-	Tony Pinkins (So.)	170	55
8.	5.	Michael Cage (Jr.)	165	83
8.	-	Tony Pinkins (Sr.)	165	57
10.	6.	•Jamaal Franklin (So.)	160	12
-	-	Tony Pinkins (Jr.)	150	56
-	-	Bob Brady (Sr.)	145	54
7.		Chad Nelson (Sr.)	142	97
8.		•Marcus Slaughter (So.)	141	05
9.		Anthony Watson (Sr.)	138	86
10.		•Kyle Spain (Sr.)	137	09
10.		Leonard Allen (Sr.)	137	85
12.		•Brandon Heath (So.)	132	05
13.		John Martens (Sr.)	130	86
14.		Jason Richey (Jr.)	122	97
14.		Chad Nelson (So.)	122	95
16.		•Tony Bland (Jr.)	120	02
17.		•Lorenzo Wade (Jr.)	116	08
17.		•Mohamed Abukar (Sr.)	116	07
19.		Shawn Jamison (Jr.)	114	90
20.		•Tony Bland (Sr.)	113	03
21.		•Kawhi Leonard (So.)	110	11
22.		•Mike Mackell (Sr.)	108	03
23.		Courtie Miller (Jr.)	107	93
23.		Will Connelly (Jr.)	107	76
25.		•Winston Shepard (Jr.)	106	15
25.		•Randy Holcomb (Sr.)	106	02
25.		Steve Copp (Sr.)	106	76

•Winston Shepard (Sr.)	65	16
•Zylan Cheatham (R-Fr.)	55	16
•Jeremy Hemsley (T-Fr.)	53	16

Free Throw Attempts

DI	Name (Class)	FTA	Yr.
1.	•Marcus Slaughter (Jr.)	252	06
2.	Michael Cage (Sr.)	251	84
3.	•Xavier Thames (Sr.)	235	14
4.	Shawn Jamison (Jr.)	232	90
5.	•Jamaal Franklin (Jr.)	229	13
6.	Michael Cage (Jr.)	221	83
7.	Leonard Allen (Sr.)	204	85
8.	•Winston Shepard (So.)	202	14
8.	•Marcus Slaughter (So.)	202	05
10.	•Jamaal Franklin (So.)	200	12
11.	John Martens (Sr.)	183	86
12.	Anthony Watson (Sr.)	182	86
13.	Mitch McMullen (Jr.)	181	88
14.	Mitch McMullen (Sr.)	175	89
15.	•Lorenzo Wade (Jr.)	173	08
16.	•Myron Epps (So.)	172	00
17.	•Tony Bland (Sr.)	171	03
18.	•Tony Bland (Jr.)	169	04
19.	•Malcolm Thomas (Jr.)	167	10
19.	•Randy Holcomb (Sr.)	167	02
21.	Chad Nelson (Sr.)	166	97
22.	•Kyle Spain (Sr.)	164	09
22.	•Mike Mackell (Sr.)	164	03
24.	•Malcolm Thomas (Sr.)	162	11
25.	•Brandon Heath (So.)	161	05

•Winston Shepard (Sr.)	87	16
•Zylan Cheatham (R-Fr.)	80	16

Free Throw Percentage

min. 3 FTA per game

Rk	DI	Name (Class)	Pct.	Yr.
1.	1.	Kim Goetz (Sr.)	90.2	79
2.	2.	Jason Richey (Sr.)	85.7	98
3.	3.	Chad Nelson (Sr.)	85.5	97
4.	4.	Gary Schneider (Sr.)	85.2	71
5.	5.	•Brandon Heath (Jr.)	84.9	06
6.	6.	Steve Malovic (Sr.)	83.7	79
7.	7.	•Kyle Spain (Sr.)	83.5	09
8.	8.	•Xavier Thames (Sr.)	83.4	14
9.	-	Mike Spilger (Sr.)	83.3	70
9.	-	Bob Brady (Sr.)	83.3	54
9.		•Mohamed Abukar (Sr.)	82.9	07
10.		•Xavier Thames (So.)	82.8	12
-	-	Bernie Finlay (So.)	82.6	59
11.		•Brandon Heath (So.)	82.0	05
12.		Courtie Miller (Jr.)	81.7	93
13.		Mark Delsman (Sr.)	81.3	77
14.		Courtie Miller (Sr.)	81.1	94
14.		Steve Malovic (Jr.)	81.1	78
16.		•Jamaal Franklin (So.)	80.0	12
16.		•Kyle Spain (Jr.)	80.0	08
18.		Chad Nelson (Jr.)	79.8	96
19.		Tony Gwynn (Jr.)	79.0	80
20.		•Jamaal Franklin (Jr.)	78.6	13
21.		Jimmy Wilkins (Jr.)	78.5	71
22.		Chris McMurray (Jr.)	78.4	72
23.		Anthony Watson (Jr.)	78.1	85
23.		Pete Geoff (Sr.)	78.1	73
25.		Joel Kramer (Sr.)	77.9	78

Blocks

in existence since 1978-79 season

Rk	Name (Class)	Blks.	Yr.
1.	•Skyler Spencer (Jr.)	91	15

2.	•Skyler Spencer (So.)	89	14
3.	Leonard Allen (Sr.)	82	85
4.	•Malcolm Thomas (Sr.)	75	11
5.	•Malcolm Thomas (Jr.)	52	10
6.	•Skyler Spencer (Fr.)	51	13
7.	Michael Cage (Sr.)	47	84
8.	Marty Dow (Sr.)	46	91
9.	Leonard Allen (Jr.)	46	84
10.	Leonard Allen (Fr.)	45	82
11.	Eddy Gordon (Fr.)	43	80

•Skyler Spencer (Sr.)	30	16
-----------------------	----	----

Steals

in existence since 1978-79 season

Rk	Name (Class)	Stls.	Yr.
1.	•Richie Williams (Sr.)	77	09
2.	Anthony Watson (Jr.)	74	85
3.	•Richie Williams (So.)	69	07
4.	Matt Watts (Sr.)	65	99
4.	Michael Best (Sr.)	65	90
6.	•Brandon Heath (Sr.)	64	07
7.	•Brandon Heath (So.)	63	05
7.	Raymond King (Fr.)	63	96
7.	Creon Dorsey (Jr.)	63	85
10.	•Lorenzo Wade (So.)	62	07

Minutes Played

since 1978-79 season

Rk	Name (Class)	Min.	Yr.
1.	•D.J. Gay (Sr.)	1,302	11
2.	•Brandon Heath (Sr.)	1,217	07
3.	•JJ O'Brien (Sr.)	1,183	15
4.	•D.J. Gay (Jr.)	1,175	10
5.	•Kawhi Leonard (So.)	1,172	11
6.	•Brandon Heath (Jr.)	1,164	06
7.	•Chase Tapley (Jr.)	1,157	12
8.	•Tony Bland (Jr.)	1,140	02
9.	•Malcolm Thomas (Sr.)	1,126	11
10.	•Xavier Thames (Sr.)	1,126	14
11.	•Richie Williams (So.)	1,123	07
12.	•Jamaal Franklin (Jr.)	1,091	13
13.	•Richie Williams (Sr.)	1,090	09
14.	Michael Cage (Sr.)	1,085	84
15.	Shawn Jamison (Jr.)	1,082	90
16.	Michael Cage (So.)	1,076	82
17.	Michael Cage (Jr.)	1,070	83
18.	•Randy Holcomb (Sr.)	1,067	02
19.	•Kawhi Leonard (Fr.)	1,064	10
20.	•Malcolm Thomas (Jr.)	1,063	10
21.	•Mohamed Abukar (Sr.)	1,061	07
22.	•Lorenzo Wade (Jr.)	1,059	08
23.	•Xavier Thames (So.)	1,048	12
24.	Chad Nelson (So.)	1,044	95
25.	•Tony Bland (Sr.)	1,042	03
26.	•Lorenzo Wade (So.)	1,037	07

•Jeremy Hemsley (T-Fr.)	543	16
-------------------------	-----	----

Efficiency Points

since 1978-79 season

Rk	Name (Class)	Pts.	Yr.
1.	Michael Cage (Sr.)	820	84
2.	•Kawhi Leonard (So.)	725	11
3.	Michael Cage (Jr.)	717	83
4.	•Jamaal Franklin (Jr.)	659	13
5.	•Marcus Slaughter (Jr.)	643	06

SAN DIEGO STATE SINGLE-SEASON RECORDS (CONT.)

6.	•Aerick Sanders (Sr.)	634	04
7.	•Malcolm Thomas (Sr.)	628	11
8.	Steve Malovic (Sr.)	620	79
9.	•Kawhi Leonard (Fr.)	597	10
10.	Marty Dow (Sr.)	589	91
11.	•Randy Holcomb (Sr.)	584	02
12.	Leonard Allen (Sr.)	584	85
13.	•Xavier Thames (Sr.)	558	14
14.	•Jamaal Franklin (So.)	545	12
15.	Michael Cage (Fr.)	537	81
16.	Anthony Watson (Sr.)	527	86
17.	•Malcolm Thomas (Jr.)	525	10
18.	•Chase Tapley (Jr.)	517	12
19.	Leon Carter (Sr.)	504	96
20.	•Brandon Heath (Sr.)	503	07
20.	Rodney Hawkins (Sr.)	503	98
22.	•Marcus Slaughter (So.)	492	05
23.	•Kyle Spain (Sr.)	477	09
24.	•Mohamed Abukar (Sr.)	475	07
25.	Kim Goetz (Sr.)	474	79

	•Winston Shepard (Sr.)	196	16
	•Jeremy Hemsley (T-Fr.)	192	16

Efficiency Average

since 1978-79 season

Rk	Name (Class)	EPG	Yr.
1.	Michael Cage (Sr.)	29.29	84
2.	Michael Cage (Jr.)	25.61	83
3.	Steve Malovic (Sr.)	22.96	79
4.	•Marcus Slaughter (Jr.)	21.43	06
5.	•Aerick Sanders (Sr.)	21.13	04
6.	Marty Dow (Sr.)	20.31	91
7.	•Kawhi Leonard (So.)	20.14	11
8.	•Jamaal Franklin (Jr.)	19.97	13
9.	Michael Cage (Fr.)	19.89	81
10.	Leonard Allen (Sr.)	18.84	85
11.	Anthony Watson (Sr.)	18.82	86
12.	Kim Goetz (Sr.)	18.23	79
13.	•Marcus Slaughter (So.)	18.22	05
14.	•Randy Holcomb (Sr.)	17.70	02
15.	•Kawhi Leonard (Fr.)	17.55	10
16.	Leon Carter (Sr.)	17.38	96
17.	Rodney Hawkins (Sr.)	17.34	88
18.	•Jamaal Franklin (So.)	17.03	12
19.	•Malcolm Thomas (Sr.)	16.97	11
20.	Eddy Gordon (Fr.)	16.78	80
21.	Joe McNaull (So.)	15.93	92
22.	Michael Cage (So.)	15.86	82
23.	Carlus Groves (Sr.)	15.68	94
24.	Mitch McMullen (Sr.)	15.52	89
25.	•Xavier Thames (Sr.)	15.50	14

Pts.-Rebs.-Assists (PRA)

since 1972-73 season

Rk	Name (Class)	PRA	Yr.
1.	Michael Cage (Sr.)	1,050	84
2.	•Kawhi Leonard (So.)	1,028	11
3.	•Jamaal Franklin (Jr.)	981	13
4.	Michael Cage (Jr.)	932	83
5.	•Randy Holcomb (Sr.)	911	02
6.	•Brandon Heath (Sr.)	884	07
7.	•Marcus Slaughter (Jr.)	879	06
8.	Anthony Watson (Sr.)	868	86
9.	•Jamaal Franklin (So.)	856	12
10.	•Xavier Thames (Sr.)	853	14
11.	•Kawhi Leonard (Fr.)	834	10
12.	•Brandon Heath (Jr.)	832	06

12.	Steve Copp (Sr.)	832	76
14.	•Aerick Sanders (Sr.)	808	04
15.	•Malcolm Thomas (Sr.)	807	11
16.	Steve Malovic (Sr.)	793	79
17.	Marty Dow (Sr.)	786	91
18.	Will Connelly (Jr.)	771	76
19.	•Tony Bland (Jr.)	762	02
20.	•Chase Tapley (Jr.)	760	12
21.	Shawn Jamison (Jr.)	759	90
22.	•Marcus Slaughter (So.)	757	05
23.	•Lorenzo Wade (Jr.)	756	08
24.	Anthony Watson (Jr.)	751	85
25.	•Kyle Spain (Sr.)	745	09

	•Jeremy Hemsley (T-Fr.)	325	16
	•Winston Shepard (Sr.)	314	16

PRA Average

since 1972-73 season

Rk	Name (Class)	PRA/G	Yr.
1.	Michael Cage (Sr.)	37.50	84
2.	Michael Cage (Jr.)	33.29	83
3.	Anthony Watson (Sr.)	31.00	86
4.	•Jamaal Franklin (Jr.)	29.73	13
5.	Steve Malovic (Sr.)	29.37	79
6.	•Marcus Slaughter (Jr.)	29.30	06
7.	Steve Copp (Sr.)	28.69	76
8.	Chris McMurray (Jr.)	28.64	72
9.	•Kawhi Leonard (So.)	28.56	11
10.	•Marcus Slaughter (So.)	28.04	05
11.	•Randy Holcomb (Sr.)	27.61	02
12.	Will Connelly (So.)	27.52	75
13.	Marty Dow (Sr.)	27.10	91
14.	•Aerick Sanders (Sr.)	26.93	04
15.	•Brandon Heath (Sr.)	26.78	07
16.	Kim Goetz (Sr.)	26.77	79
17.	•Jamaal Franklin (So.)	26.75	12
18.	Will Connelly (Jr.)	26.59	76
19.	Carlus Groves (Sr.)	25.95	94
20.	•Brandon Heath (So.)	25.52	05
21.	Jason Richey (Jr.)	25.48	97
22.	•Brandon Heath (Jr.)	25.21	06
23.	Steve Copp (Jr.)	25.11	75
24.	Steffond Johnson (Sr.)	24.76	86
25.	Joel Kramer (Sr.)	24.68	78

	•Winston Shepard (Sr.)	18.47	16
	•Jeremy Hemsley (T-Fr.)	18.06	16

Victories

DI	Name (Class)	Wins	Yr.
1.	•Brian Carlwell (Sr.)	34	11
1.	•D.J. Gay (Sr.)	34	11
1.	•James Rahon (So.)	34	11
1.	•Malcolm Thomas (Sr.)	34	11
5.	•Kawhi Leonard (So.)	33	11
5.	•Billy White (Sr.)	33	11
7.	•Matt Shrigley (Fr.)	31	14
7.	•Skyler Spencer (So.)	31	14
7.	•Xavier Thames (Sr.)	31	14
7.	•Chase Tapley (So.)	31	11
11.	•Josh Davis (Sr.)	30	14
11.	•J O'Brien (So.)	30	14
11.	•Winston Shepard (So.)	30	14
14.	•Dwayne Polee II (Jr.)	29	14
14.	•Aqeel Quinn (Jr.)	29	14
16.	•Tim Shelton (Jr.)	28	11
17.	•JJ O'Brien (Sr.)	27	16

17.	•Winston Shepard (Jr.)	27	16
17.	•Skyler Spencer (Jr.)	27	16
20.	•Dakarai Allen (Fr.)	26	14
20.	•Garrett Green (Sr.)	26	12
20.	•DeShawn Stephens (Jr.)	26	12
20.	•Chase Tapley (Jr.)	26	12
20.	•D.J. Gay (So.)	26	09
20.	•Kyle Spain (Sr.)	26	09
20.	•Matt Thomas (Sr.)	26	09
20.	•Richie Williams (Sr.)	26	09

SAN DIEGO STATE FRESHMAN RECORDS

Points

Rk	Name	Points	Year
1.	Tony Ross	455	1987
2.	•Kawhi Leonard	433	2010
3.	•Brandon Heath	413	2004
4.	Eddy Gordon	345	1980
5.	Presnell Gilbert	338	1977
6.	Anthony Watson	319	1983
7.	Eddie Morris	319	1980
8.	Myron Epps	308	1999
9.	Michael Cage	295	1981
10.	•Billy White	279	2008

		•Jeremy Hemsley	233 2016
		•Zylan Cheatham	155 2016

Scoring Average

Rk	Name	PPG	Year
1.	Tony Ross	16.3	1987
2.	Presnell Gilbert	15.4	1977
3.	•Brandon Heath	13.8	2004
4.	Eddie Morris	13.3	1980
5.	•Jeremy Hemsley	12.9	2016
6.	Eddy Gordon	12.8	1980
7.	•Kawhi Leonard	12.7	2010
8.	Myron Epps	11.8	1999
9.	Anthony Watson	11.4	1983
10.	Michael Cage	10.9	1981
11.	Steve Copp	10.4	1973
12.	•Kyle Spain	9.2	2006

		•Zylan Cheatham	8.6 2016

Rebounds

Rk	Name	Rebounds	Year
1.	Michael Cage	355	1981
2.	•Kawhi Leonard	336	2010
3.	Eddy Gordon	239	1980
4.	•Marcus Slaughter	204	2004
5.	•Billy White	195	2008
6.	Steve Copp	173	1973
7.	•Tim Shelton	161	2009
8.	•Kyle Spain	158	2006
9.	Myron Epps	149	1999
10.	Presnell Gilbert	143	1977

		•Zylan Cheatham	105 2016

Rebound Average

Rk	Name	RPG	Year
1.	Michael Cage	13.1	1981
2.	•Kawhi Leonard	9.9	2010
3.	Eddy Gordon	8.9	1980
4.	•Marcus Slaughter	6.8	2004
5.	Steve Copp	6.7	1973
6.	Presnell Gilbert	6.5	1977
7.	•Billy White	5.9	2008
8.	•Zylan Cheatham	5.8	2016
9.	•Kyle Spain	5.6	2006
10.	Myron Epps	5.6	1999
11.	•Evan Burns	5.1	2003

Assists

Rk	Name	Assists	Year
1.	Raymond King	150	1996
2.	•Richie Williams	127	2006
3.	Mark Delsman	120	1974
4.	•Bradley Jackson	101	2000
5.	Jason Hamilton	97	1993
6.	Chad Nelson	90	1994
7.	Anthony Watson	85	1983
8.	Tracy Dildy	73	1986
9.	•Chase Tapley	72	2010

10.	•Kawhi Leonard	65	2010

4.	•Jeremy Hemsley	41	2016

Assist Average

Rk	Name	APG	Year
1.	Raymond King	5.2	1996
2.	Mark Delsman	4.6	1974
3.	•Richie Williams	3.8	2006
4.	Jason Hamilton	3.7	1993
5.	•Bradley Jackson	3.6	2000
6.	Chad Nelson	3.2	1994
7.	Anthony Watson	3.0	1983
8.	Tracy Dildy	2.5	1986
9.	•Jeremy Hemsley	2.3	2016
9.	David Abramowitz	2.3	1999
11.	•Chase Tapley	2.2	2010

Blocks

Rk	Name	Blocks	Year
1.	•Skylar Spencer	51	2013
2.	Leonard Allen	45	1982
3.	Eddy Gordon	43	1980
4.	Joe McNaull	32	1991
5.	•Billy White	25	2008
5.	•Evan Burns	25	2003
7.	•Malik Pope	24	2015
7.	•Kawhi Leonard	24	2010
9.	Michael Cage	20	1981
10.	•Marcus Slaughter	17	2004
11.	Chris Davis	16	1992
11.	Courtie Miller	16	1991

		•Zylan Cheatham	7 2016

Steals

Rk	Name	Steals	Year
1.	Raymond King	63	1996
2.	•Richie Williams	58	2006
3.	Jason Hamilton	55	1993
4.	•Kawhi Leonard	47	2010
4.	•Billy White	47	2008
6.	•Brandon Heath	41	2004
7.	Tracy Dildy	40	1986
8.	•Bradley Jackson	38	2000
9.	•Chase Tapley	37	2010
10.	Chad Nelson	36	1994

Field Goals

Rk	Name	FG	Year
1.	•Kawhi Leonard	166	2010
2.	Tony Ross	152	1987
3.	Eddy Gordon	149	1980
4.	Presnell Gilbert	148	1977
5.	•Brandon Heath	144	2004
5.	Eddie Morris	144	1980
7.	Anthony Watson	132	1983
8.	•Billy White	118	2008
9.	Myron Epps	116	1999
10.	Michael Cage	115	1981

Field Goal Attempts

Rk	Name	FGA	Year
1.	•Brandon Heath	368	2004
2.	•Kawhi Leonard	365	2010
3.	Tony Ross	364	1987
4.	Eddie Morris	326	1980
5.	Presnell Gilbert	321	1977
6.	Anthony Watson	320	1983
7.	Eddy Gordon	312	1980
8.	Myron Epps	241	1999
9.	Steve Copp	234	1973
10.	•Tim Shelton	209	2009

Field Goal Percentage

Rk	Name	Pct.	Year
1.	•Billy White	61.5	2008
2.	Michael Cage	55.8	1981
3.	•Zylan Cheatham	50.5	2016
4.	•Tim Shelton	50.2	2009
5.	•Chase Tapley	50.0	2010
6.	•Kyle Spain	49.5	2006
7.	•Evan Burns	49.2	2003
8.	Myron Epps	48.1	1999
9.	Eddy Gordon	47.8	1980
10.	•Marcus Slaughter	47.3	2004
11.	Presnell Gilbert	46.1	1977

Three-Point Field Goals

Rk	Name	3FGs	Year
1.	Tony Ross	104	1987
2.	•Brandon Heath	48	2004
3.	•Steve Sir	46	2003
4.	•D.J. Gay	45	2008
5.	•Matt Shrigley	40	2014
6.	•Chase Tapley	35	2010
7.	David Abramowitz	29	1999
8.	Jason Hamilton	28	1993
9.	Robert Ringo	27	1992
10.	•Jeremy Hemsley	24	2016
10.	Will Porter	24	1997

Three-Point Field Goal Attempts

Rk	Name	3FGA	Year
1.	Tony Ross	223	1987
2.	•Brandon Heath	160	2004
3.	•D.J. Gay	121	2008
4.	•Steve Sir	114	2003
5.	•Matt Shrigley	113	2014
6.	•Chase Tapley	93	2010
7.	David Abramowitz	87	1999
8.	Robert Ringo	84	1992
9.	Will Porter	83	1997
10.	•Kawhi Leonard	78	2010

Three-Point Field Goal Pct.

Rk	Name	Pct.	Year
1.	Jason Hamilton	50.0	1993
2.	Chad Nelson	46.7	1994
3.	Tony Ross	46.6	1987
4.	•Steve Sir	40.4	2003
5.	•Jeremy Hemsley	40.0	2016
6.	•Chase Tapley	37.6	2010
7.	•D.J. Gay	37.2	2008
8.	•Matt Shrigley	35.4	2014
9.	•Bradley Jackson	33.9	2000

Free Throws

Rk	Name	FT	Year
1.	•Kawhi Leonard	85	2010
2.	•Brandon Heath	77	2004
3.	Myron Epps	76	1999
3.	Steve Copp	76	1973
5.	•Matt Thomas	65	2005
5.	Michael Cage	65	1981
7.	•Kyle Spain	63	2006
8.	Chad Nelson	60	1996
8.	Courtie Miller	60	1991
10.	Vincent Okotie	59	1999

		•Zylan Cheatham	55 2016
		•Jeremy Hemsley	53 2016

Free Throw Attempts

Rk	Name	FTA	Year
1.	Myron Epps	147	1999
2.	•Kawhi Leonard	117	2010
3.	Steve Copp	113	1973
4.	•Brandon Heath	110	2004
5.	Vincent Okotie	96	1999
6.	•Matt Thomas	95	2005
7.	•Kyle Spain	92	2006
8.	•Trey Kell	91	2015
9.	•Tim Shelton	87	2009
10.	Michael Cage	86	1981
11.	Courtie Miller	84	1991

		•Zylan Cheatham	80 2016
		•Jeremy Hemsley	70 2016

Free Throw Percentage

Rk	Name	Pct.	Year
1.	•Jeremy Hemsley	75.7	2016
2.	Michael Cage	75.6	1981
3.	•Bradley Jackson	74.0	2000
4.	Chad Nelson	73.2	1994
5.	•Kawhi Leonard	72.6	2010
6.	•Marcus Slaughter	72.4	2004
7.	•Richie Williams	71.6	2006

Minutes Played

Rk	Name	Min.	Year
1.	•Kawhi Leonard	1,064	2010
2.	Michael Cage	1,031	1981
3.	Raymond King	1,016	1996
4.	•Billy White	946	2008
5.	•Richie Williams	935	2006
6.	•Brandon Heath	897	2004
7.	Jason Hamilton	874	1993
8.	•Bradley Jackson	830	2000
9.	Eddy Gordon	805	1980
10.	•D.J. Gay	784	2008

		•Jeremy Hemsley	543 2016

Efficiency Points

Rk	Name	Points	Year
1.	•Kawhi Leonard	597	2010
2.	Michael Cage	537	1981
3.	Eddy Gordon	453	1980
4.	•Billy White	429	2008
5.	•Marcus Slaughter	360	2004
6.	•Tim Shelton	329	2009
7.	•Kyle Spain	320	2006
8.	•Chase Tapley	304	2010
9.	•Evan Burns	304	2003
10.	Raymond King	292	1996

		•Zylan Cheatham	194 2016
		•Jeremy Hemsley	192 2016

Efficiency Average

Rk	Name	EPG	Year
1.	Michael Cage	19.89	1981
2.	•Kawhi Leonard	17.55	2010
3.	Eddy Gordon	16.78	1980
4.	•Billy White	13.00	2008
5.	•Marcus Slaughter	12.00	2004
6.	•Evan Burns	11.69	2003
7.	•Kyle Spain	11.43	2006
8.	•Zylan Cheatham	10.78	2016

SAN DIEGO STATE FRESHMAN RECORDS (CONT.)

9.	•Jeremy Hemsley	10.67	2016
10.	Jason Hamilton	10.42	1993
11.	Raymond King	10.07	1996
12.	Tony Ross	10.00	1987

Points-Rebs.-Assists (PRA)

since 1972-73 season

Rk	Name	PRA	Year
1.	•Kawhi Leonard	834	2010
2.	Michael Cage	661	1981
3.	Eddy Gordon	630	1980
4.	Tony Ross	551	1987
5.	•Brandon Heath	546	2004
6.	Presnell Gilbert	516	1977
7.	•Billy White	508	2008
8.	Steve Copp	476	1973
9.	•Tim Shelton	471	2009
10.	Myron Epps	467	1999
11.	•Marcus Slaughter	463	2004

•Jeremy Hemsley	325	2016
•Zylan Cheatham	282	2016

PRA Average

since 1972-73 season

Rk	Name	PRAPG	Year
1.	•Kawhi Leonard	24.53	2010
2.	Michael Cage	24.48	1981
3.	Presnell Gilbert	23.45	1977
4.	Eddy Gordon	23.33	1980
5.	Tony Ross	19.68	1987
6.	Steve Copp	18.31	1973
7.	•Brandon Heath	18.20	2004
8.	Eddie Morris	18.08	1980
9.	•Jeremy Hemsley	18.06	2016
10.	Myron Epps	17.96	1999
11.	Anthony Watson	16.36	1983

•Zylan Cheatham	15.67	2016
-----------------	-------	------