

AZTEC FOOTBALL

SAN DIEGO STATE (1-0, 0-0 MWC)

S.4	Nicholls State	W	47 - 0
S.11	at New Mexico St.	Aggie Vision/ESPN3/4SD	6 p.m. MT
S.18	at Missouri	PPV	6 p.m. CT
S.25	Utah State [KGB-SS]		5 p.m. PT
O.9	at Brigham Young*	The Mtn. HD/4SD	4 p.m. MT
O.16	Air Force* [HC]	CBS College HD	5 p.m. PT
O.23	at New Mexico*	The Mtn. HD/4SD	8 p.m. MT
O.30	at Wyoming*	The Mtn. HD/4SD	Noon MT
N.6	Colorado State*	The Mtn. HD	7 p.m. PT
N.13	at TCU*	VERSUS HD	3 p.m. CT
N.20	Utah* [KM-RJ]	The Mtn. HD	7 p.m. PT
N.27	UNLV*	The Mtn. HD	5 p.m. PT

* - Mountain West Conference game. KGB-SS - KGB SkyShow. HC - Homecoming. KM-RJ - Kirk Morrison Replica Jersey Giveaway

AZTEC COACHING STAFF

Coach	Title	Gameday Location
Brady Hoke	Head Coach/Def. Line	F
Al Borges	Offensive Coordinator	B
Rocky Long	Defensive Coordinator	F
Jeff Hecklinski	Asst. HC/RBs/Recruiting Coord.	B
Dan Ferrigno	Tight Ends/Special Teams	F
Darrell Funk	Offensive Line	F
LeCharls McDaniel	Wide Receivers	F
Brian Sipe	Quarterbacks	F
Mark Smith	Linebackers	F
Tony White	Cornerbacks	B
Aaron Wellman	Strength & Conditioning	F

B - Press Box; F - Field.

INSIDE

Category	Page
Media Policies	2
Team/Individual Highlights	3
Connections	4
Brady Hoke Bio	9
Student-Athlete Bios	13
Depth Chart	20
Statistics	22
Last Time It Happened	34

Aztecs Enjoy Big Day

Last Saturday, the Aztec defense pitched its first shutout since 2003 and allowed Nicholls State just 2.71 yards per offensive play. That was the lowest average allowed by an SDSU defense in 24 years. **Page 6**

Looking to Party Like It's 1994

Having secured its first season-opening victory in six seasons, San Diego State is looking to improve to 2-0 for the first time since 1994, when Boyz II Men had the No. 1 song in the country and Forrest Gump topped the box office. **Page 6**

Looking For The Sweep

San Diego State is looking to defeat a non-conference opponent in consecutive seasons in a home-and-home series for the first time since Ronald Regan was in the White House. **Page 6**

■ GAME INFORMATION

San Diego State (1-0; 0-0 MWC) at New Mexico State (2009: 3-10; 1-7 WAC)

Date: Saturday, September 11, 2010
Kickoff: 6:00 p.m. MT/5 p.m. PT
Location: Las Cruces, N.M. | **Stadium:** Aggie Memorial Stadium
Capacity: 30,343
Series: SDSU leads, 7-1-1
Television: Aggie Vision, ESPN3, Channel 4 San Diego. Glen Cerny (play-by-play), Danny Knee (analyst)
Radio: AM 600 KOGO. Ted Leitner (play-by-play), Chris Ello (analyst), Mike Costa (sidelines)
Internet: Live stats and radio broadcast available at GoAztecs.com. A live video feed of Aggie Vision's broadcast is available at ESPN3.com



NEW MEXICO STATE
AGGIES
 0-0; 0-0 Western Athletic

Ranking (AP/Coaches): --/--
Coach: DeWayne Walker
Alma Mater: Regents '92
Career Record: 3-10/2nd
School Record: 3-10/2nd
vs. San Diego State: 0-1
SID: Tyler Dunkel
Website: nmstatesports.com

Next Game: at UTEP
 Sept. 18 | 7 p.m. MT



SAN DIEGO STATE
AZTECS
 1-0; 0-0 Mountain West

Ranking (AP/Coaches): --/--
Coach: Brady Hoke
Alma Mater: Ball State '82
Career Record: 39-46/8th
School Record: 5-8/2nd
vs. New Mexico State: 1-0
SIDs: Mike May/Peggy Curtin
Website: GoAztecs.com

Next Game: at Missouri
 Sept. 18 | 4 p.m. PT

AZTECS LOOK FOR FIRST 2-0 START SINCE 1994; TRAVEL TO LAS CRUCES TO FACE AGGIES

Following a 47-0 season-opening shutout victory over Nicholls State, San Diego State (1-0) looks for its first 2-0 start to a campaign in 16 years when the Aztecs travel to Las Cruces, N.M., to face New Mexico State (0-0). Kickoff is set for 6 p.m. MT (5 p.m. PT).

The game will be televised by Aggie Vision, a syndicated package in New Mexico, and will be simulcast in San Diego on Channel 4 San Diego. The Aggie Vision feed is also available for free at ESPN3.com. The game can be heard throughout southern California on AM 600 KOGO.

San Diego State leads the all-time series, 7-1-1, including a 34-17 decision last season in San Diego. This is the Aztecs' first visit to Las Cruces since 1955, and SDSU is winless in two trips to Las Cruces (0-1-1).

This is the first of two consecutive road games for the Aztecs, who travel to Columbia, Mo., for a match-up with Big 12 Conference member Missouri (1-0) next week.

Last Saturday at Qualcomm Stadium, San Diego State cruised to a 47-0 victory. The Aztec defense pitched a shutout and limited the Colonels to 12 first downs, 171 total yards and 3-for-15 on third down conversions. Of Nicholls State's 63 offensive snaps, 32 went for zero or negative yards. The offense posted 313 yards and two touchdowns through the air and rushed for 218 yards and four scores on the ground. Senior DeMarco Sampson caught seven passes for 179 yards and two touchdowns and junior quarterback Ryan Lindley was 17-of-26 for 303 yards, two touchdowns and no interceptions. Sophomore Walter Kazee 16 carries, 74 yards, one touchdown), true freshman Ronnie Hillman (15 carries, 65 yards, one touchdown) and senior starter Davon Brown (11 carries, 65 yards, two touchdowns) all piled up significant yardage.

With the victory last Saturday, San Diego State will enter this week's game with a winning record for the first time in 69 games. The last time the Aztecs entered a game with a winning record was Oct. 2, 2004 (2-1). In those previous 68 games, SDSU owned a .500 record nine times, including six times in a season opener, and owned a losing record on 59 occasions.

Here are a few of the many notables from last Saturday's win.

- ▶ With the victory Saturday, San Diego State posted its first winning season record in 2,164 days, since the Aztecs owned a 2-1 record three games into the 2004 campaign.
- ▶ The victory snapped a five-game losing streak in season-openers, and was SDSU's first win in a lid-lifter in exactly six years.
- ▶ The Aztecs' 47-point margin of victory was their largest since Oct. 11, 1996, when the Aztecs recorded a 56-8 decision over Hawai'i.
- ▶ SDSU shutout an opponent for the first time since Nov. 8, 2003.



Senior wide receiver DeMarco Sampson enjoyed a productive first week, catching seven passes for 159 yards and two touchdowns.

continued on page 3

AZTEC MEDIA RELATIONS

Ph./Fax: 619-594-5547/619-582-6541
 Overnight Address:
 Aztec Athletics Center, Suite 3014
 5302 55th Street
 San Diego, CA 91982-4309

Mike May* Asst. AD/MRD
 E-mail: mmay@mail.sdsu.edu
 Cell: 619-957-8372

Peggy Curtin* Assistant MRD
 E-mail: mcurtin@mail.sdsu.edu
 Cell: 619-540-6146

Dave Kuhn Assistant MRD
 E-mail: dkuhn@mail.sdsu.edu

Jamie McConeghy Assistant MRD
 E-mail: jmcconeg@mail.sdsu.edu

Darin Wong Assistant MRD
 E-mail: dwong@mail.sdsu.edu

Andrea Rogers Adm. Assistant
 E-mail: arogers@mail.sdsu.edu
 * - primary football contacts

AZTEC WEEKLY LUNCHEON

Each Tuesday during the football season, SDSU holds a media luncheon in the football recruiting lounge of the Aztecs Athletic Center. The luncheon begins at **11:40 a.m.** with food being served, followed by coach Hoke addressing the media at **noon**. Select players follow. The news conference is carried live on the official athletic department website, GoAztecs.com.

MWC TELECONFERENCE

Weekly teleconferences featuring San Diego State coach Brady Hoke and the other eight Mountain West Conference head coaches are scheduled every Tuesday, beginning Aug. 31 through Nov. 23.

This service is for accredited members of the media only. For more information contact the SDSU or MWC media relations office.

WEEKLY SCHEDULE

9:00 a.m. Moderator opens call
 9:02 a.m. Kyle Whitingham, Utah
 9:12 a.m. Steve Fairchild, CSU
 9:22 a.m. Troy Calhoun, Air Force
 9:32 a.m. Brady Hoke, SDSU
 9:42 a.m. Gary Patterson, TCU
 9:52 a.m. Dave Christensen, UW
 10:02 a.m. Bronco Mendenhall, BYU
 10:12 a.m. Mike Locksley, UNM
 10:22 a.m. Bobby Hauck, UNLV

MEDIA OPPORTUNITIES

WEEKLY MEDIA SCHEDULE (as of Monday, Sept. 6)

All practices are closed to both the public and the media with the lone exception being the first half hour of Tuesday's workout (media only). Members of the media planning to attend Tuesday's practice will need to call the media relations office to be placed on a list to gain access to the practice fields.

Post-practice interview requests should be submitted to the San Diego State media relations office no later than 10 a.m. on the day of the potential interview. Other interview requests must be made at least 24 hours in advance.

Red indicates a show that Brady Hoke and/or SDSU football players appear on. Green indicates media opportunity for television network broadcasting Saturday game. * - indicates event is simulcast live on GoAztecs.com. ^-indicates quotes from event will be available on GoAztecs.com.

SUNDAY (starting Sept. 5):

- ▶ 7 p.m. PT – Brady Hoke informal meeting with the media to review Saturday's game at a location TBD (RSVP with the SDSU media relations office by Sunday morning at 10 a.m. PT).
- ▶ SDSU highlights/postgame sound available on Dragonfly System. Contact the media relations office for details.
- ▶ Media outlets from outside the San Diego market who would like to speak to coach Hoke should submit their requests no later than 2 p.m. PT on Sunday, as Hoke will not be available, except briefly in person, after Monday.

MONDAY:

- ▶ NO PRACTICE. All SDSU student-athlete features should take place on this day. Outside of this window, student-athletes will only be available at Tuesday's news conference or briefly after Tuesday's practice.
- ▶ Evening – Aztecs Now posted on goaztecs.com.

TUESDAY: FINAL DAY OF STUDENT-ATHLETE AVAILABILITY FOR THE WEEK

- ▶ 9:32 a.m. – 9:42 a.m. PT – Brady Hoke on MWC conference call. Contact the SDSU media relations office for details. This is the best opportunity for out of town media to get interviews with Brady Hoke.
- ▶ ^*Noon PT – Brady Hoke weekly news conference (Aztec Athletics Center, 2nd floor recruiting lounge). Tuesday's news conference will preview the upcoming game.
- ▶ ^*12:20 p.m. PT – SDSU student-athlete news conference (Aztec Athletics Center, 2nd floor recruiting lounge).
- ▶ 3:45 p.m. PT – 4:15 p.m. PT – Media who cover SDSU athletics on a regular basis are allowed to attend and shoot the first 30 minutes of practice.
- ▶ TBD – Post-practice interviews (Aztec Athletics Center, 2nd floor recruiting lounge). Student-athletes available for a brief time after practice. Players who participated in the news conference are not available post-practice.
- ▶ San Diego State news conference available on Dragonfly System (contact SDSU media relations for details).

WEDNESDAY:

- ▶ TBD – Post-practice interviews (Aztec Athletics Center, 2nd floor recruiting lounge). Brady Hoke and assistant coaches available upon request after practice. Very limited availability for Coach Hoke due to his radio show.
- ▶ *7 p.m. – 8 p.m. PT – The Brady Hoke Show on AM 600 KOGO live from the Claim Jumper in La Mesa.

THURSDAY: FINAL DAY OF BRADY HOKE AVAILABILITY

- ▶ Noon PT – Conference call for TV crew producing Saturday's game, ROAD GAMES ONLY. Available only if requested in advance and must be setup by television crew.
- ▶ TBD – Post-practice interviews (Aztec Athletics Center, 2nd floor recruiting lounge). Brady Hoke and assistant coaches available upon request after practice.

FRIDAY: NO MEDIA AVAILABILITY

- ▶ Noon PT – TV crew producing Saturday's game, HOME GAMES ONLY. Available only if requested in advance and will be conducted in person, on campus.

SATURDAY:

- ▶ Postgame availability only. The SDSU locker room is closed at all times for both home and road games. For home games, all interviews will take place in the postgame interview room (top of Ramp A). For road games, interviews will take place at a designated area adjacent to the locker room. Please submit interview requests to a member of the SDSU media relations office by the mid-way point of the fourth quarter.

BRADY HOKE RADIO SHOW



For the second year in a row, the San Diego State athletic department and Claim Jumper have partnered up to host the "Aztec Coaches Show" with head coach Brady Hoke. The show, which will air Wednesdays from 7-8 p.m. on the home of Aztec athletics, AM 600 KOGO, will be held at the Claim Jumper restaurant in La Mesa's Grossmont Center. Chris Ello, one of the voices of the Aztecs and former letterwinner with the SDSU baseball team, will host the show, which can also be heard on www.GoAztecs.com.

AZTECS NOW ONLINE



Aztecs Now Online, a weekly show featuring San Diego State athletics, is set to premiere on Monday, Aug. 30. The show will be posted every Monday night during the season exclusively on GoAztecs.com.

Hosted by Mike Costa, the sideline reporter for SDSU football broadcasts, Aztecs Now Online will highlight head coach Brady Hoke, a football student-athlete and an Aztec Olympic sport.

Each episode will include a review of the previous week's game and a preview of the upcoming contest as well as an Olympic sport feature, which gives fans an in-depth look at one of SDSU's other 17 sports on campus.

TEAM QUICK NOTES

► San Diego State won its first season-opening game since 2004 and is looking to improve to 2-0 for the first time since 1994. Since going to Division I in 1969, San Diego State has started 11 seasons with a 2-0 record, recording a winning record in 10 of those 11 campaigns.

► SDSU is 5-1 in its last five home games against unranked opponents, including 4-1 under Brady Hoke.

► San Diego State is coming off one of its best defensive performances in years. In last Saturday's 47-0 shutout victory over Nicholls State, San Diego State limited the Colonels to no points (first shutout since Nov. 8, 2003), 171 yards of total offense (lowest since Nov. 7, 1998), to five first downs rushing and five first downs passing (first time both those numbers have been five or less since Oct. 9, 2004) and to just 2.71 yards per offensive play (lowest since Nov. 29, 1986). The Aztecs also kept Nicholls to less than 100 yards on both the ground and through the air, the first time that's happened in the same game since 1998.

Against Nicholls State, 34 San Diego State players took at least one defensive snap, including a team-high 42 plays by sophomore Leon McFadden. Three other players logged at least 40 plays - junior defensive tackle Jerome Long, senior defensive back Jose Perez and senior linebacker Marcus Yarbrough. How dominant was the Aztec defense? Of Nicholls State 63 offensive plays, 35 went for negative or zero yards.

► The San Diego State offense enjoyed a big day, posting 313 yards passing and an impressive 218 yards on the ground. The Aztecs posted many of their best numbers in years, but one area that may have gotten overlooked in the lofty totals was third-down conversion. San Diego State, which converted 6-of-10 third-down opportunities on the day, was 3-for-3 on third and short, converting all three opportunities on the ground (3 carries, 15 yards, 5.0 ypc). SDSU was also 3-for-3 when running the ball on second and short situations, meaning the Aztecs were 6-for-6 in the game when running the ball and needing two yards or less for a first down.

STUDENT-ATHLETE QUICK NOTES

► Senior wide receiver **DeMarco Sampson** exploded out of the gates, catching seven passes for 179 yards and two touchdowns. It was the second career 100-yard receiving game for the Chula Vista native and gives him 12 career touchdowns. His week one performance left him among the national leaders - ranking third in receiving yards per game and 24th in receptions per contest. Not bad considering Sampson's final catch of the evening came early in the third quarter.

► Junior quarterback **Ryan Lindley** enjoyed a productive start to the season. A native of Alpine, Calif., Lindley was 17-of-26 for 303 yards and two touchdowns and no interceptions. It marked his seventh career 300-yard passing game and he now ranks eighth in school history in career touchdown passes. He also became the fifth quarterback in school history with 6,000 passing yards, joining Todd Santos, Billy Blanton, Kevin O'Connell and Dan McGwire.

► It is hard to single out any one defensive player from Saturday's performance, but it is worth noting that San Diego State recorded 12 tackles for loss, which currently ranks third nationally. Ten different Aztec players recorded a tackle for loss, led by senior cornerback **Jose Perez** (two tackles for loss), true freshman linebacker **Jake Fely** (1.5 TFL) and redshirt freshman linebacker **Nick Tenhaeff** (1.5 TFL).

► San Diego State returns 18 starters from last season's team, but that didn't keep four true freshmen from making their Aztec debut in the opener. In addition to Fely, **Ronnie Hillman**, **Jordan Thomas** and **Rene Siluano** all saw the field for San Diego State.

MOUNTAIN WEST CONFERENCE

Rk.	Team	MWC	PF	PA	W-L	PF	PA
1.	SDSU	0-0	0	0	1-0	47	0
	Air Force	0-0	0	0	1-0	65	21
	Brigham Young	0-0	0	0	1-0	23	17
	TCU	0-0	0	0	1-0	30	21
	Utah	0-0	0	0	1-0	27	24
	Wyoming	0-0	0	0	1-0	28	20
7.	Colorado State	0-0	0	0	0-1	3	24
	New Mexico	0-0	0	0	0-1	0	72
	UNLV	0-0	0	0	0-1	21	41

MWC Upcoming Games/Results

► **Thursday, September 2**
at Utah 27, Pittsburgh 24 (OT) **VERSUS**

► **Saturday, September 4**
Colorado 24, vs. Colorado State 3 **The Mtn.**
at Air Force 65, Northwestern State 21
at Oregon 72, New Mexico 0 **Comcast NM**
at Brigham Young 23, Washington 17 **CBSC**
TCU 30, Oregon State 21 **ESPN**
at **SDSU 47, Nicholls State 0**
at Wyoming 28, Southern Utah 20
Wisconsin 41, at UNLV 21 **VERSUS**

► **Saturday, September 11**
*Brigham Young at Air Force, 1 p.m. PT **VERSUS**
*UNLV at Utah, 1 p.m. PT **The Mtn.**
Wyoming at Texas, 4 p.m. PT **Fox Sports Net**
Tennessee Tech at TCU, 4 p.m. PT
SDSU at New Mexico State, 5 p.m. PT ESPN3/4SD
Texas Tech at New Mexico, 5 p.m. PT **The Mtn.**

SDSU Non-Conference Opponents

Team	Conf.	PF	PA	W-L	PF	PA
Nicholls State	0-0	0	0	0-1	0	47
New Mexico State	0-0	0	0	0-0	0	0
Missouri	0-0	0	0	1-0	23	13
Utah State	0-0	0	0	0-1	0	0

► **Saturday, September 11**
McNeese State at Missouri, 4 p.m. PT **PPV**
SDSU at New Mexico State, 5 p.m. PT ESPN3/4SD
Idaho State at Utah State, 5 p.m. PT
Nicholls State at Western Michigan, 5 p.m. PT

2010 SCHEDULE/RESULTS

Date	Opponent	Site	TV	Result/Time	Series	Note
Sept. 4	 NICHOLLS STATE Colonels	San Diego, Calif. Qualcomm Stadium		W, 47-0	SDSU, 1-0	Aztecs' 1st 50 win since 2004 Widest margin of victory since '96
Sept. 11	 at New Mexico State Aggies	Las Cruces, N.M. Aggie Memorial Stadium	ESPN3.com/ 4SD	5 p.m. MT	SDSU, 7-1-1	SDSU has won 5 straight vs. NMS Aztecs won 34-17 in 2009
Sept. 18	 at Missouri Tigers	Columbia, Mo. Memorial Stadium	PPV	6 p.m. CT	Mizzou, 2-0	Teams playing for the 1st time since 1980 (UM, 31-7)
Sept. 25	 UTAH STATE Aggies	San Diego, Calif. Qualcomm Stadium		5 p.m. PT	SDSU, 9-1	SDSU has won 7 straight vs. USU Teams last met in '77
Oct. 9	 at BYU Cougars	Provo, Utah LaVell Edwards Stadium	The Mtn./ 4SD	4 p.m. MT	BYU, 26-7-1	13th-straight year teams meet; Last SDSU win: ('05) 31-15 in Provo
Oct. 16	 AIR FORCE Falcons	San Diego, Calif. Qualcomm Stadium	CBS College	5 p.m. PT	AFA, 19-9	AFA did not score an offensive TD last season (AFA won 26-14)
Oct. 23	 at New Mexico Lobos	Albuquerque, N.M. University Stadium	The Mtn./ 4SD	8 p.m. MT	SDSU, 21-15	SDSU snapped an 8-game losing streak to UNM last year (23-20)
Oct. 30	 at Wyoming Cowboys	Laramie, Wyo. War Memorial Stadium	The Mtn./ 4SD	12 p.m. MT	Wyo., 17-14	Aztecs are 7-4 vs. UW in MWC era; Last win at UW was 2002
Nov. 6	 COLORADO STATE Rams	San Diego, Calif. Qualcomm Stadium	The Mtn.	7 p.m. PT	SDSU, 16-13	SDSU is 4-1 in last 5 vs. CSU; Aztecs have 100 pts. in last 3 meetings
Nov. 13	 at TCU Horned Frogs	Fort Worth, Texas Amon G. Carter Stadium	VERSUS	3 p.m. CT	TCU, 5-0	Aztecs looking for 1st win vs. TCU; Teams did not meet prior to MWC
Nov. 20	 UTAH Utes	San Diego, Calif. Qualcomm Stadium	The Mtn.	7 p.m. PT	Utah, 16-12-1	Aztecs looking for 1st win over Utah at the Q since 2002
Nov. 27	 UNLV Rebels	San Diego, Calif. Qualcomm Stadium	The Mtn.	5 p.m. PT	SDSU, 7 11-8	SDSU 3-game series winning strk snapped in '09 at Vegas (24-28)

AZTECS vs. NEW MEXICO STATE

New Mexico State (0-0)

S.11	San Diego State
S.18	at UTEP
S.25	at Kansas
O.2	Boise State*
O.9	New Mexico
O.16	at Fresno State*
O.23	at Idaho*
O.30	San Jose State*
N.6	at Utah State*
N.13	Louisiana Tech*
N.20	at Nevada*
N.27	Hawai'i*

* - Western Athletic Conference game.

STATISTICAL COMPARISON

San Diego State Averages & NCAA Rankings

Category	Avg.	NR	CR
Rushing Offense	218.00	32	3
Passing Offense	313.00	21	2
Total Offense	531.00	16	2
Scoring Offense	47.00	23	2
Rushing Defense	88.00	39	4
Pass Eff. Defense	73.02	16	1
Total Defense	171.00	12	1
Scoring Defense	0.00	1	1
Net Punting	24.00	97	8
Punt Returns	9.40	39	5
Kickoff Returns	9.00	104	9
Turnover Margin	0.00	T-44	2
Pass Defense	83.00	11	1
Pass Efficiency	185.52	15	3
Sacks	3.00	16	3
Tackles for Loss	12.00	3	1
Sacks Allowed	0.00	T-1	1

New Mexico State Averages & NCAA Rankings ('09)

Category	Avg.	NR	CR
Rushing Offense	141.54	66	7
Passing Offense	87.77	118	9
Total Offense	229.31	120	9
Scoring Offense	11.46	120	9
Rushing Defense	220.69	114	8
Pass Eff. Defense	126.95	54	3
Total Defense	423.62	103	6
Scoring Defense	31.62	101	6
Net Punting	35.30	69	7
Punt Returns	10.17	46	4
Kickoff Returns	20.53	92	7
Turnover Margin	-0.77	T-109	7
Pass Defense	202.92	36	5
Pass Efficiency	79.01	120	9
Sacks	1.46	T-98	5
Tackles for Loss	4.23	112	8
Sacks Allowed	1.77	54	4

SAN DIEGO STATE-NMSU: THE SERIES

► Saturday marks the 10th meeting between San Diego State and New Mexico State, with the Aztecs owning a 7-1 series advantage. San Diego State has won the last five encounters and has not lost to the Aggies since a 26-6 setback on Nov. 12, 1955.

► Last season, the Aztec defense forced four turnovers and limited the Aggies to 234 of total offense en route to a 34-17 victory. After New Mexico State tied the game, SDSU rattled off the final 17 points of the game to come away with the victory. More information on the 2009 game between the teams can be found below.

► This marks just the third time the Aztecs have traveled to Las Cruces and the first time since Nov. 12, 1955. SDSU has never won at New Mexico State, coming away with a 7-7 tie in the series' first meeting on Oct. 31, 1936, and the aforementioned 20-point loss in 1955.

► This is the first of two trips to the Land of Enchantment for San Diego State this season. The Aztecs will travel to Albuquerque to face New Mexico on Oct. 23.

► San Diego State has won two straight games against teams from the "Enchantment State", but is winless on its last four visits inside the border (losses to UNM in 2002, 2004, 2006, 2008).

► Against current Division I-A (FBS) teams in the state of New Mexico, SDSU owns a career 28-16-1 record (7-1-1 vs. NMSU and 21-15 vs. UNM).

► The Aztecs are 79-67-10 against current members of the Western Athletic Conference. San Diego State was a member of the WAC from 1978-98, claiming football conference championships in 1986 and 1998.

► This is the first of two games against members of the Western Athletic Conference this season. The Aztecs play host to Utah State on Sept. 25.

► The Aztecs are 79-67-10 against current members of the WAC, owning a .500 or better record against every member of the league that they have faced, with the exception of one (San Jose State).

► The Aztecs competed as a member of the Western Athletic Conference from 1978 through 1998. San Diego State claimed a pair of WAC titles during that time, posting an 8-4 overall record and 7-1 conference mark en route to a Holiday Bowl appearance in 1986. The Aztecs were 7-5 overall and 7-1 in league play in 1998 capped by a trip to the Las Vegas Bowl.

► There are only four Division I-A programs that have a nickname that starts with the letter A. Obviously, San Diego State and New Mexico State are two of them. The two others share the Aggies nickname with New Mexico State. Oddly enough, both New Mexico State and San Diego State will face one of the two remaining schools with an A nickname, Utah State. The other is Texas A&M.

THE SERIES

San Diego State leads, 7-1-1

Home: 7-0 Away: 0-1-1

Qualcomm Stadium: 5-0

Aggie Memorial Stadium: 0-1

Longest SDSU Win Streak: 5 (1969-current)

Longest NMSU Win Streak: 1 (1955)

Date	Location (Opp. NR)	Score
0.31.36	A-Quesenberry Field	T 7-7
0.23.37	H-Aztec Bowl	W 20-0
0.15.49	H-Aztec Bowl	W 39-18
N.12.55	A-Aggie Memorial Stadium	L 6-26
N.15.69	H-San Diego Stadium	W 70-21
O.13.73	H-San Diego Stadium	W 27-0
N.16.74	H-San Diego Stadium	W 35-14
O.18.75	H-San Diego Stadium	W 48-3
O.3.09	H-Qualcomm Stadium	W 34-17

SAN DIEGO STATE-NMSU: CONNECTIONS

► Both SDSU defensive coordinator Rocky Long and NMSU head coach DeWayne Walker have served as defensive coordinators for UCLA during their coaching tenures. Coach Long ran the defense for the Bruins during the 1996 and 1997 seasons, while Coach Walker coached the Bruins from 2006-08.

► NMSU assistant coach Dale Lindsey has coached in San Diego on both the professional and collegiate level. Coach Lindsey was on the staff for the University of San Diego as the linebackers coach in 2007. He also had two stints coaching for the San Diego Chargers. During the 1992-96 seasons, Lindsey was the linebackers coach for the Chargers. In 2002, he returned to the Chargers as the defensive coordinator.

► SDSU assistant coach Tony White and NMSU assistant coach Mike Rutenberg worked together at UCLA during the 2007 season. Coach White was a graduate assistant of football operations and coach Rutenberg was a defensive graduate assistant.

► SDSU director of operations Bob Lopez worked at UCLA from 2003-08, when NMSU coaches Mike Rutenberg and DeWayne Walker both worked for the Bruins.

► SDSU defensive coordinator Rocky Long coached NMSU assistant coach Jason Lenzmeier at the University of New Mexico from 2000-03.

► San Diego State defensive coordinator Rocky Long posted an 8-3 record against New Mexico State while he was the head coach at New Mexico from 1998-2008. He won his final six meetings against the Aggies as a head coach, and was on the sidelines last season when San Diego State defeated New Mexico State. He currently has a personal seven-game winning streak against NMSU.

► San Diego State player has one player on the roster that calls New Mexico home. That is defensive tackle Frederick Trujillo, a sophomore from Albuquerque (Highland High).

► New Mexico State has 27 players from the roster in its media guide that hail from California, including eight that are atop the depth chart. Among those from the "Golden State" are quarterback Matt Christian (San Diego, Calif., and Carlsbad High/Palomar College) and wide receiver/kick returner Taveon Rogers (Lancaster, Calif., and Lancaster High/Antelope Valley College)

San Diego State-New Mexico State Connections

San Diego State	Hometown/High School	New Mexico State
Tommie Draheim, LT; Ryan Lindley, QB	El Capitan High	Tanner Rust, QB
Kurtis Gunther, RT	Adolfo Camarillo High	Andrew Dean, TE

Mahbu Keels, CB	Mission Bay High	Victor Johnson, RB
Josh Wade, CB	Point Loma High	Anthony Joyner, LB
San Diego State	Junior College	New Mexico State
Larry Parker, CB	Grossmont College	Kyle Hipp, TE

THE LAST MEETING:

The Aztec defense stole the show in the team's final non-conference game of 2009, as San Diego State used a 17-point fourth quarter to outdistance visiting New Mexico State, 34-17, at Qualcomm Stadium in the first meeting between the two sides since 1975.

The SDSU defense held the New Mexico State offense to only 234 yards, including just 88 on the ground, and forced four turnovers on the night. The effort made up for a lackluster performance by the Aztec offense, which compiled only 252 yards of total offense and 13 first downs.

Neither side was able to get on the board in the first 15 minutes of the game, as the schools had one drive each stopped by a turnover and combined for four punts and a missed field goal.

The Aggies were first to get things going, putting together an 11-play, 70-yard scoring drive, helped by a pair of SDSU interference penalties, to surge to a 7-0 lead on a two-yard Jeff Fleming touchdown pass to Kenny Evora.

After another punt, the Aztec defense took over the scoring duties when junior Dey Juan Hemmings, who picked off a pass earlier in the contest, recovered a fumble and ran it back 14 yards for his first career touchdown, tying the game at 7-7.

SDSU would later tack on a 23-yard Lane Yoshida field goal to head into the locker room up 10-7.

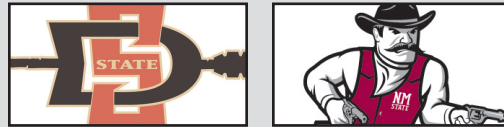
Midway through the third quarter, signal-caller Ryan Lindley finally got the Aztec passing game together, hitting Vincent Brown for a 50-yard catch and the ball at the NMSU 21-yard line. One play later, running back Davon Brown took the handoff and dropped back to pass, finding Vincent Brown again for a touchdown and the 17-7 advantage.

The Aggies remained resilient, however, tallying a 34-yard field goal and knotting the game at 17-17 on a 16-yard touchdown pass from Trevor Walls to Todd Lee to start the fourth quarter.

SDSU would get the ball back and score on each of its next three possessions, benefiting from two more New Mexico State turnovers to come out with the 34-17 victory.

Aztec true freshman running back Walter Kazez ended the night with 101 of the team's 108 rushing yards and his first career touchdown on 22 carries. Lindley completed only seven of his 27 pass attempts for 123 yards and Vincent Brown saw his 100-yard receiving game streak come to an end at five.

Defensively, defensive back Martrell Fantroy had a team-high eight tackles, while Hemmings added six stops, a tackle for loss, the fumble return for a touchdown and an interception.



NEW MEXICO STATE at SDSU

Oct. 3, 2009 | Qualcomm Stadium | San Diego, Calif.
Attendance: 21,184 | Weather: 69 degrees, winds 11 mph West, clear, mild

	1	2	3	4	-	Total
New Mexico State	0	7	3	7	-	17
San Diego State	0	10	7	17	-	34

Scoring Summary

- NMSU – Evora 2-yd pass from Fleming (Hughes kick) – 11 plays, 70 yards, 5:51 (14:57 2nd)
- SD – Hemmings 14-yd fumble recovery (Yoshida kick) – (11:41, 2nd)
- SD – Yoshida 23-yd FG – 11 plays, 59 yards, 4:18 (1:47, 2nd)
- SD – V.Brown 21-yd pass from D.Brown (Yoshida kick) – 3 plays, 76 yards, 1:17 (7:42, 3rd)
- NMSU – Hughes 34-yd FG – 10 plays, 54 yards, 5:10 (2:32, 3rd)
- NMSU – Lee 16-yd pass from Wells (Hughes kick) – 8 plays, 64 yards, 3:56 (12:27, 4th)
- SD – Watters 5-yd pass from Lindley (Yoshida kick) – 9 plays, 78 yards, 4:26 (8:01, 4th)
- SD – Yoshida 18-yd FG – 6 plays, 22 yards, 3:27 (3:16, 4th)
- SD – Kazez 3-yd run (Yoshida kick) – 2 plays, 5 yards, 0:49 (2:07, 4th)

Team Stats

	New Mexico State	San Diego State
FIRST DOWNS	15	13
RUSHES-YARDS (NET)	47-88	31-108
PASSING YDS (NET)	146	144
Passes Att-Comp-Int	26-15-2	28-8-1
TOTAL OFFENSE PLAYS-YARDS	73-234	59-252
Punts (Number-Avg)	5-44.8	6-44.8
Fumbles-Lost	3-2	1-0
Penalties-Yards	6-43	2-20
Possession Time	31:33	24:47
Third-Down Conversions	4 of 15	4 of 14
Fourth-Down Conversions	0 of 4	0 of 0
Red-Zone Scores-Chances	3-3	4-4

**SAN DIEGO STATE
PLAYER STATS**

Rushing	Att.	Yds.	TD
Walter Kazez	22	101	1
DeMarco Sampson	2	10	0
Anthony Miller	4	3	0
Passing	A-C-I	Yds	TD
Ryan Lindley	27-7-1	123	1
Davon Brown	1-1-0	21	1
Receiving	No.	Yds.	TD
Vincent Brown	3	84	1
DeMarco Sampson	2	34	0
Dominique Sandifer	2	21	0
Tackles	Solo	Ast.	TT
Martrell Fantroy	4	4	8
Nick Sandford	5	1	6
Dey Juan Hemmings	5	1	6
Darryn Lewis	4	1	5
Luke Laolagi	3	2	5
B.J. Williams	3	2	5
Turnovers	Int.	FF	FR
Dey Juan Hemmings	1	0	1
Leon McFadden	1	0	0
Demetrius Barksdale	0	0	1
Ernie Lawson	0	1	0

**NEW MEXICO STATE
PLAYER STATS**

Rushing	Att.	Yds.	TD
Seth Smith	31	89	0
Marque Colston	5	14	0
Jeff Fleming	7	13	0
Tonny Glynn	1	5	0
Kyle Hughes	1	-14	0
Trevor Walls	2	-19	0
Passing	A-C-I	Yds	TD
Trevor Walls	12-8-1	103	1
Jeff Fleming	14-7-1	43	1
Receiving	No.	Yds.	TD
Todd Lee	3	67	1
Marcus Allen	3	29	0
Seth Smith	2	19	0
Tackles	Solo	Ast.	TT
Davon House	6	1	7
S. Hatchett	5	1	6
Ross Corner	5	0	5
Jason Scott	4	1	5
Turnovers	Int.	FF	FR
Davon House	1	0	0
Pierre Fils	0	1	0

SAN DIEGO STATE RANKINGS

Category	Pct./No.	MWC	NCAA
Rushing Offense	218.0	2	32
Passing Offense	313.0	2	21
Total Offense	531.0	2	16
Scoring Offense	47.0	2	23
Rushing Defense	88.0	4	T-39
Pass Defense	83.0	1	11
Total Defense	171.0	1	12
Scoring Defense	0.0	1	T-1
Net Punting	24.0	8	97
Punt Returns	9.4	5	T-39
Kickoff Returns	9.0	9	T-104
Turnover Margin	0.0	T-2	T-44
Fumbles Recovered	1	--	T-20
Passes Intercepted	0	--	T-66
Fumbles Lost	1	--	T-48
Passes Had Intercepted	0	--	T-1
Turnovers Gained	1	--	T-57
Turnovers Lost	1	--	T-19
Passing Efficiency	188.52	3	15
Passing Efficiency Defense	73.0	1	16
Fewest Penalties	5	--	36
Fewest Yards Penalized	54.0	7	69
Punt Return Yardage Def.	32.0	--	66
Kickoff Return Yardage Def.	20.0	--	55
Sacks	3.0	3	T-16
Tackles for Loss	12.0	1	3
Sacks Allowed	0	T-1	T-1
Tackles for Loss Allowed	4.0	--	31
3rd Down Conversion Pct.	60.0	2	T-18
4th Down Conversion Pct.	0.0	T-4	T-49
3rd Down Defense	20.0	1	T-16
4th Down Defense	0.0	T-1	T-1
Time of Possession	27:05	6	80
First Downs	23	T-3	T-30
Opponent First Downs	12	1	T-19
Field Goal Percentage	66.7	T-3	--
Red Zone Offense	100.0	T-1	T-1
Red Zone Defense	0.0	1	T-1
PAT Kicking	83.3	7	--

INDIVIDUAL NATIONAL RANKINGS

Receiving Yards Per Game	Yards
3. DeMarco Sampson	179.00
Field Goals	Goals
13. Abel Perez	2.00
Total Offense	Yards
14. Ryan Lindley	303.00
Passing Efficiency	Efficiency
16. Ryan Lindley	188.66
All-Purpose Yardage	Yards
18. DeMarco Sampson	179.00
Receptions Per Game	Receptions
24. DeMarco Sampson	7.00
61. Vincent Brown	5.00
Scoring	Points
22. DeMarco Sampson	12.00
22. Davon Brown	12.00
Sacks	Sacks
27. Nick Tenhaeff	1.00
27. Marcus Yarbrough	1.00
27. Jake Fely	1.00
Punt Returns	Yards
25. Leon McFadden	11.00
35. Larry Parker	7.00
Tackles For Loss	Tackles
31. Jose Perez	2.00
84. Nick Tenhaeff and Jake Fely	1.50

SDSU SITUATIONAL RECORD

Category 2010 Hoke Era

Overall Record	1-0	5-8
Scoring - first to score	1-0	2-1
Leading - after 1 qtr.....	1-0	2-3
Leading - at halftime	1-0	4-2
Leading - after 3 qtr.....	1-0	3-2

OFFENSE

Scoring - 30 or more pts.....	1-0	4-0
Scoring - 24 or more pts.....	1-0	4-3
Total Offense - 500+ yds	1-0	2-0
Total Offense - 400+ yds	1-0	3-1
Passing - 300+ yds	1-0	2-2
Rushing - 200+ yds.....	1-0	1-0
First Downs - 20+	1-0	3-3
3rd Down Conv. - 50 pct.+	1-0	3-2
Turnovers - 2 or fewer.....	1-0	5-5
Field Position - 30 or better.....	1-0	4-1
Field Position - 25 or better.....	1-0	5-4
Play Call - 50 pct.+ rushing.....	1-0	3-1

DEFENSE

Allowing 24 pts. or less	1-0	4-0
Allowing 17 points or less	1-0	2-0
Total Offense - <=300 yds.	1-0	3-1
Passing - <= 150 yds.....	1-0	2-1
Rushing - <= 100 yds.....	1-0	2-0
First Downs - <= 15	1-0	2-1
3rd Down Conv. - <= 33 pct.	1-0	3-0
Turnovers - forced 3 or more.....	0-0	2-1
Field Position - <=25	0-0	1-0
Field Position - <=20	0-0	0-0
Defense Scores Points	0-0	2-1

COMPARISON

SDSU more Rushing Yards	1-0	3-0
SDSU more Return Yards.....	0-0	0-2
SDSU fewer Turnovers	0-0	3-0
SDSU more Time of Poss.	0-0	2-0
SDSU more 1st D. and ToP	0-0	2-0
SDSU better Avg. Field Pos.....	1-0	4-0
SDSU adv. in TO and AFP.....	0-0	2-0
SDSU Special Teams Score	0-0	0-0

INDIVIDUAL

Rusher - 100+ Yards.....	0-0	2-2
Passer - 300+ Yards	1-0	2-1
Receiver - 100+ Yards	1-0	3-5
100+ Rusher, 300+ Passer	0-0	0-1

AZTECS ENJOY BIG DAY

In addition to claiming their first season-opening victory in six years and climbing above .500 for the first time in 2,164 days, the dominating nature of Saturday's 47-0 victory gave Aztecs fans an opportunity to see a lot of things they had not seen in a long time.

Below is a look at some categories that show SDSU's impressive display on Saturday and how far back you have to go to find a statistic equal in that category. At the top of the list is the Aztec defense limiting Nicholls State to just 2.71 yards per carry. That is the lowest average for an SDSU opponent since 1986.

San Diego State's Impressive Saturday

Category	vs. Nicholls State	Best Since...	
Yards Per Offensive Play, Allowed	2.71	Nov. 29, 1986	Brigham Young (2.69)
Scoring Margin	+47	Oct. 11, 1996	vs. Hawai'i (W, 56-8)
Total Offense Allowed	171	Nov. 7, 1998	vs. Fresno State (136)
Points Allowed	0	Nov. 8, 2003	at UNLV (0 points allowed)
First Downs All.: 5 >= Rush & Pass	5 rush/5 pass	Oct. 9, 2004	at Wyoming (4 rushing, 5 passing)
Rushing Touchdowns	4	Oct. 1, 2005	vs. Brigham Young (4)
Rushing: 200+ yards & 4+ TDs	218 yds./4 TDs	Oct. 1, 2005	vs. Brigham Young (265 yards, 4 TDs)
Rushing Yards, Margin	+130	Nov. 19, 2005	vs. Wyoming (+163)
Opponent Passing Yards Per Comp.	3.19	Sept. 16, 2006	at Wisconsin (3.70)
First Downs: 10+ Rushing & Passing	10 rush/12 pass	Aug. 31, 2006	vs. UTEP (12 rushing, 10 passing)
Points Scored	47	Sept. 22, 2007	vs. Portland State (52 points scored)
Passing Yards Per Attempt	11.59	Sept. 22, 2007	vs. Portland State (13.94)
Yards Per Offensive Play	8.70	Sept. 22, 2007	vs. Portland State (8.90)
Defensing Passing Efficiency	72.97	Sept. 27, 2008	vs. Idaho (71.16)
Rushing Yards	218	Oct. 25, 2008	vs. Colorado State (226 rushing yards)
Rushing First Downs	10	Oct. 25, 2008	vs. Colorado State (13)
First Downs Allowed	12	Sept. 26, 2009	at Air Force (10)

LOOKING TO PARTY LIKE IT IS 1994

Last Saturday, San Diego State claimed its first season-opening victory in six seasons and will now try to post its first 2-0 start to a season in 16 seasons.

In 41 previous seasons at the Division I level, San Diego State has started with a 2-0 record on 11 occasions (1969, 1970, 1971, 1972, 1975, 1976, 1977, 1981, 1986, 1991 and 1994). In those 11 seasons after starting 2-0, San Diego State went on to post a combined record of 93-29-2 (75.8 percent) and averaged 8.45 victories per season. In 10 of those 11 seasons, the Aztecs posted a winning record.

Obviously, it had been some time since SDSU had won its season-opening game, let alone posted a 2-0 start. Below is a pop culture chart of items occurring the last time SDSU won its first game as well as its first two games.

San Diego State's Previous 1-0 Start and Last 2-0 Start

Category	1-0	Previous 1-0 Start	Last 2-0 Start
Date SDSU Obtained that Record	Sept. 4, 2010	Sept. 4, 2004	Sept. 10, 1994
No. 1 Song	Love the Way You Lie - Eminem f/ Rihanna	Lean Back - Fat Joe	I'll Make Love to You - Boyz II Men
No. 1 Album	Teenage Dream - Katy Perry	Now 16 - Various Artists	The Lion King Soundtrack
No. 1 Movie	The American starring: George Clooney	Hero starring: Jet Li	Forrest Gump starring: Tom Hanks
No. 1 Television Show (for year)	NCIS	CSI	Seinfeld
Grammy, Record of the Year	Use Somebody, Kings of Leon	Clocks, Cold Play	I Will Always Love You, Whitney Houston
Time Cover Story	Rethinking Homeownership	The World According To George Bush	Revenge of the Killer Microbes
Sports Illustrated Cover Story	2010 NFL Preview - Phillip Rivers, San Diego	NFL Preview - Tom Brady, New England	Dan the Man Dan Marino, Miami

GOING FOR THE SWEEP

Saturday, San Diego State has the opportunity to defeat the same non-conference opponent in consecutive seasons for the first time since knocking off California in 1994-95. Both of those games were played in San Diego.

Should the Aztecs be able to defeat New Mexico State for the second consecutive season, it would mark the first victory over a non-conference opponent in a true home-and-home series (a game being played at each school) in consecutive seasons since SDSU defeated both UNLV (at that time a member of the Big West Conference) and Oklahoma State in 1981 and 1982.

In the 27 seasons since then, San Diego State has played the following non-conference opponents in home-and-home series in consecutive seasons: California (three times), UNLV (two times), UCLA (10 times), Stanford (three times), Oregon, Miami (three times), Minnesota, Oklahoma, Wisconsin, Arizona (two times), Illinois, Arizona State (two times), San Jose State and Idaho. That means the last 32 times the

schedule has permitted San Diego State the opportunity to defeat the same non-conference opponent in consecutive seasons, once at home and once away, the Aztecs have not been able to claim victories in both meetings.

AZTECS IN ROAD OPENERS

- ▶ San Diego State is 32-52-3 in its first road game of the season, including a 10-31 record in the Division I era. The Aztecs have lost their previous 17 initial road contests to open a year, last claiming a victory on Sept. 10, 1992, (18 years ago Friday), when SDSU won at Brigham Young, 45-38.
- ▶ Brady Hoke is 2-5 in seven career road openers, although the losses have come to some college football heavyweights - Missouri, Purdue (twice), Iowa and UCLA.

San Diego State in Road Openers

All-Time	32-52-3	.385	Streak:	Lost 17
Division I Era (since 1969)	10-31	.244		
Longest Win Streak	5		1966-70	
Longest Losing Streak	17		1993-current	

ON THIS DATE: SEPTEMBER 11

- ▶ San Diego State owns a 1-3 record in games played on Sept. 11, with the lone victory coming in 1988.
- ▶ The Aztecs are 0-3 in road games played on Sept. 11.

San Diego State on September 11 Games

Date	Rk.	Rk.	Opponent	Result
9.11.82			at Air Force*	L 32 - 44
9.11.88			Air Force*	W 39 - 36
9.11.93		21	at California	L 25 - 45
9.11.99			at Illinois	L 10 - 38

Rk. - Indicates national ranking for SDSU and opponent at game time.

THREE AZTECS ON WATCH LISTS

San Diego State placed three student-athletes on preseason national award watch lists in 2010. Senior wide receiver Vincent Brown, senior center Trask Iosefa and senior tight end Alston Umuolo are on the initial short list for their positions' top honor.

Vincent Brown (Rancho Cucamonga, Calif.) is one of 51 candidates for the 2010 Biletnikoff Award, which is given annually to the nation's most outstanding college football wide receiver. Brown was one of 10 semifinalists for the same honor a year ago and is the first Aztec to be nominated for the award twice in his career. The 6-0 wideout entered the upcoming season with 140 career catches for 1,758 yards and 13 touchdowns. In 2009, he had 45 receptions for 778 yards and six touchdowns before suffering a season-ending injury against Colorado State. Despite only playing seven outings, he was still tabbed a second-team all-conference selection.

Trask Iosefa (Ewa Beach, Hawaii) is one of just 37 players to be named to the 2010 Fall Watch List for the Rimington Trophy, awarded annually to the nation's best center. Iosefa entered the 2010 campaign having made 36 consecutive starts, the most on the team. The three-year starter has played in every game since the beginning of the 2008 season. He was also on the Rimington Trophy watch list in 2009.

Alston Umuolo (Phoenix, Ariz.) is one of 32 candidates on the 2010 John Mackey Award Watch List, presented annually to the nation's top tight end. Umuolo, who earned a position on the preseason all-Mountain West Conference team as selected by the media at media day, has established himself as one of the premier tight ends in the nation. Last season, he caught a career-high 22 passes for 243 yards and three touchdowns. In 33 career games, the senior has 42 receptions for 420 yards.

Aztecs on National Watch Lists

Name	Position	Award	Note
Vincent Brown	WR	Biletnikoff	Was one of 10 semifinalists for the honor before getting hurt last season
Trask Iosefa	C	Rimington	Started all 36 games at center since arriving on campus prior to '07 season
Alston Umuolo	TE	Mackey	His 6-4, 255-pound frame make him a blocking force; 22 receptions in '09

THREE AZTECS NAMED TO PRESEASON MWC TEAM

San Diego State football was tabbed for a sixth-place finish and senior wide receiver Vincent Brown, senior tight end Alston Umuolo and junior punter Brian Stahovich were all named to the preseason all-Mountain West Conference team, according to the annual preseason media survey conducted by the league office. The 26-member all-conference squad and predicted league finish were released July 27 at the MWC's annual media day in Las Vegas.

The sixth-place ranking in the preseason poll was the highest for an Aztec team since also being selected sixth prior to the 2006 campaign. San Diego State has finished at or higher than its projected preseason ranking in four of the last five seasons.

SDSU PRESEASON ACCOLADES

NATIONAL RANKINGS

- No. 77 - Yahoo! Sports
- No. 79 - Lindy's
- No. 86 - Athlon Sports
- No. 91 - Sporting News
- No. 91 - The Kickoff College Football 2010

CONFERENCE RANKINGS

- No. 5 - Lindy's
- No. 5 - Phil Steele's College Football Preview
- No. 6 - Blue Ribbon College Football Yearbook
- No. 6 - Athlon Sports
- No. 6 - Yahoo! Sports
- No. 6 - The Kickoff College Football 2010
- No. 8 - Sporting News College Football

VINCENT BROWN

- * Biletnikoff Award Watch List
- * HM All-American - College Fball Insiders
- * Preseason all-Mountain West Conference first team - Athlon Sports, Blue Ribbon, Lindy's, MWC, Phil Steele Magazine, Sporting News, Yahoo! Sports
- * Sixth-best wide receiver in the country - Lindy's
- * 10th-best WR - Phil Steele's College Fball Preview
- * "Most Dangerous Deep Threat" in the MWC - Lindy's

MILES BURRIS

- * Preseason all-Mountain West Conference second team - Phil Steele Magazine
- * 40th-best ILB - Phil Steele's College Fball Preview

TRASK IOSEFA

- * Rimington Trophy Watch List
- * Preseason all-MWC second team - Lindy's
- * Preseason all-MWC third team - Phil Steele Magazine
- * 28th-best center - Phil Steele's Coll. Fball Preview

ERNIE LAWSON

- * Preseason all-MWC fourth team - Phil Steele Magazine

RYAN LINDLEY

- * Preseason all-Mountain West Conference second team - Phil Steele Magazine
- * Mountain West Offensive Player of the Year - Lindy's
- * "Best Passing Quarterback" in the MWC - Sporting News
- * "Strongest Arm" in the MWC - Lindy's
- * 38th-best QB - Phil Steele's College Fball Preview

ANDREW PRESTON

- * Preseason all-MWC third team - Phil Steele Magazine

DEMARCO SAMPSON

- * Preseason all-Mountain West Conference second team - Phil Steele Magazine
- * "Best Hands" in the MWC - Lindy's
- * 62nd-best WR - Phil Steele's College Fball Preview

BRIAN STAHOVICH

- * Preseason all-Mountain West Conference first team - Athlon Sports, Blue Ribbon, Lindy's, MWC Phil Steele Magazine, Sporting News

ALSTON UMUOLO

- * John Mackey Award Watch List
- * Preseason all-Mountain West Conference first team - Athlon Sports, MWC, Phil Steele Magazine
- * Preseason all-MWC second team - Lindy's
- * 15th-best TE - Phil Steele's College Fball Preview

B.J. WILLIAMS

- * Preseason all-MWC third team - Phil Steele Magazine

SDSU CAREER RECORD BOOK**PASSING YARDS**

Pl. Player, Seasons	Yards
1. Todd Santos, 1984-85-86-87	11,425
2. Billy Blanton, 1993-94-95-96	8,165
3. Kevin O'Connell, 2004-05-06-07	7,689
4. Dan McGwire, 1989-90	7,484
5. Ryan Lindley, 2008-09-10	6,010

ATTEMPTS

Pl. Player, Seasons	Att.
1. Todd Santos, 1984-85-86-87	1,484
2. Kevin O'Connell, 2004-05-06-07	1,151
3. Billy Blanton, 1993-94-95-96	920
4. Ryan Lindley, 2008-09-10	890
5. Dan McGwire, 1989-90	889

COMPLETIONS

Pl. Player, Seasons	Comp.
1. Todd Santos, 1984-85-86-87	910
2. Kevin O'Connell, 2004-05-06-07	664
3. Billy Blanton, 1993-94-95-96	588
4. Dan McGwire, 1989-90	528
5. Ryan Lindley, 2008-09	498

PASSING TDs

Pl. Player, Seasons	TDs
1. Todd Santos, 1984-85-86-87	70
2. Billy Blanton, 1993-94-95-96	67
3. Dennis Shaw, 1968-69	58
4. Kevin O'Connell, 2004-05-06-07	46
5. David Lowery, 1991-92-93	44
Brian Sipe, 1969-70-71	44
7. Dan McGwire, 1989-90	43
8. Ryan Lindley, 2008-09	41
9. Don Horn, 1965-66	39
10. Tim Gutierrez, 1992-93-94	36
Mark Halda, 1977-78-79-80	36

CAREER STARTS

Pl. Player, Seasons	Starts
1. Todd Santos, 1984-85-86-87	45
2. Kevin O'Connell, 2004-05-06	33
3. Billy Blanton, 1993-94-95-96	28
4. David Lowery, 1991-92-93	24
Ryan Lindley, 2008-09	24

CONSECUTIVE QB STARTS

Pl. Player, Streak	Yards
1. Billy Blanton, Oct. 15, 1994-Nov. 28, 1996	28
2. Dan McGwire, Sept. 2, 1989-Dec. 1, 1990	23
3. David Lowery, Oct. 5, 1991-Sept. 18, 1993	22
Brian Sipe, Sept. 12, 1970-Dec. 4, 1971	22
5. Dennis Shaw, Sept. 14, 1968-Nov. 29, 1969	20
6. Craig Penrose, Oct. 12, 1974-Nov. 22, 1975	19
Ryan Lindley, Oct. 18, 2008-Present	19

CAREER RECEPTIONS

Pl. Player, Seasons	Rec.
1. J.R. Tolver, 1999-00-01-02	262
2. Jeff Webb, 2001-03-04-05	234
3. Will Blackwell, 1994-95-96	197
4. Monty Gilbreath, 1986-87-88-89	187
5. Tim Delaney, 1968-69-70	180
6. Darnay Scott, 1991-92-93	178
7. Patrick Rowe, 1987-88-90-91	155
8. Gary Garrison, 1964-65	148
9. Az-Zahir Hakim, 1994-95-96-97	147
10. Vincent Brown, 2007-08-09-10	145
- DeMarco Sampson, 2005-08-09-10	86

With three members on the all-conference team, San Diego State equaled its combined representation in the previous four seasons (2006-09) and placed multiple individuals on the squad for the first time since four Aztecs - Lynell Hamilton, Mike Kracalik, Matt McCoy and Kirk Morrison - earned spots on the 2004 squad.

Brown was one of the top receivers in the country last season before suffering a season-ending thumb injury. Nonetheless, he earned second-team all-conference honors and enters his final year with 140 receptions, 1,758 receiving yards and 13 touchdowns receiving. Brown is on the preseason all-conference list for the second consecutive season, the first SDSU player to do so since current New Orleans Saints running back Lynell Hamilton was tabbed in 2004 and 2005.

Despite playing his home games at sea level, Stahovich was one of the nation's top punters a year ago as a sophomore. In 2009, he averaged 43.8 yards per kick and had 13 of his boots downed inside the 20. He was 13th in the country a year ago in punting average.

With 33 career games played, Umuolo has established himself as one of the premier tight ends on the West coast. Last season, he caught a career-high 22 passes for 243 yards and three touchdowns.

Defending MWC champion TCU, which finished 2009 with an 8-0 conference record (12-1 overall) and a No. 6 national ranking, was picked to win the league and received all 31 first-place votes. The Horned Frogs were followed by Utah (242 points), BYU (207 points), Air Force (195 points) and Wyoming (147 points). Colorado State (7th - 96 pts.), UNLV (8th - 56 pts.) and New Mexico (9th - 45 pts.) rounded out the poll.

AZTECS NAME CAPTAINS

San Diego State head coach Brady Hoke announced that seniors Doug Deakin, Ernie Lawson and Andrew Preston have been named team captains for the upcoming 2010 season. The three were selected in a vote by their teammates in late August.

Deakin, a senior wide receiver from Oak Park, Calif., started his career at San Diego State as a volunteer for the football video staff in 2006. He earned a spot on the roster the following season on the defensive scout team. In 2008, he switched positions to wide receiver and last season saw action in 11 games, mostly on special teams. He earned the 2008 President's Award for Highest Standards of Academic and Athletic Excellence, has been recognized as a SDSU Scholar-Athlete and was a 2009 nominee for the College Football Rudy Awards, honoring the student-athletes who demonstrate excellent character, contribution and commitment as members of their collegiate football teams.

Lawson, a senior defensive end from Vallejo, Calif., has played in 30 career games and made 17 career starts in his three seasons as a member of the Aztecs. He set career highs last season, with 22 tackles, 6 1/2 tackles for loss, two sacks and a fumble recovery. He has 49 career stops and has started 12 consecutive games for San Diego State. This summer, Lawson has moved from defensive tackle to defensive end, and earned preseason all-Mountain West Conference honors by Phil Steele Magazine. Lawson is also a San Diego State scholar-athlete.

Preston, a senior Aztec back from Centennial, Colo., has moved from an outside linebacker position last season to the feature spot in defensive coordinator Rocky Long's defense. Preston has played in 35 games in three seasons, including 29 consecutive contests. He has 200 career stops, the most of any active player. Five times in his career Preston has recorded double-figure tackle totals, including a career-best 18 stops against Air Force on Oct. 11, 2008. Despite the off-season position change, Preston still earned preseason all-conference accolades by Phil Steele Magazine.

FAULK HONORARY WARRIOR FOR OPENER

Marshall Faulk, a three-time All-American at San Diego State and NFL Most Valuable Player, was selected by the football team to be the Honorary Warrior at the Aztecs' season-opening game on Saturday against Nicholls State. A seven-time NFL Pro Bowl selection, Faulk planted the Aztec spear near the 50-yard line just prior to the team taking the field.

An Honorary Warrior will be named for every home game this season. The individual, who must be an alumnus of the University, will be handed the spear from the Aztec Warrior and will throw it into the ground before the 2010 team runs onto the field.

In addition, several other new pregame activities will start this season. Two hours prior to kickoff, the football team will be dropped off in the Qualcomm Stadium parking lot, and walk between the E and F parking lots en route to the stadium, providing fans with a chance to cheer on the Aztecs as they head to the locker room. The Warrior Walk will take place two hours prior to every home game this season and for this week's contest with Nicholls State, will commence at 3 p.m.

Also, prior to the Nicholls State game, San Diego State's new supplemental character made its debut. The new character will work in conjunction with the current spirit squad - cheerleaders, dance team and Aztec Warrior.



BRADY HOKE

Won a national championship as an assistant coach at Michigan in 1997

Delivered the Top 10 list on the Late Show with David Letterman on Dec. 8, 2008

Makes homemade pizza every Thursday night during the season, a tradition that dates back to his days as high school coach in Ohio

AT SAN DIEGO STATE:

- ▶ Became San Diego State's 17th head football coach on Dec. 16, 2008.
- ▶ Of the 22 new head coaches in 2009, he was the only one to receive multiple votes for Associated Press coach of the year in 2008.
- ▶ He is one of 12 current head coaches who also serves as a position coach.
- ▶ One of three first-year coaches in 2009 that doubled his schools' win total from the previous season.

AT BALL STATE:

- ▶ Guided Ball State to a 12-1 record and an appearance in the GMAC Bowl in 2008. The Cardinals were One of 10 finalists for the 2008 Liberty Mutual National Coach of the Year award.
- ▶ Was named Mid-American Coach of the Year in 2008 and American Football Coaches Association Football Bowl Subdivision Region 3 Coach of the Year.
- ▶ Served as head coach at Ball State University in Muncie, Ind., for the last six seasons, leading the Cardinals to a pair of bowl game appearances.
- ▶ In his sixth and final year as head coach of the Cardinals, Hoke guided Ball State to its best season in program history, recording a school-record 12 wins and completing an undefeated Mid-American Conference regular-season campaign with an 8-0 mark in 2008.
- ▶ Ball State made its' first-ever appearance in the national polls a year ago, ranking as high as 12th by the Associated Press and 13th in the *USA Today* Coaches poll.
- ▶ Hoke led the Cardinals to back-to-back bowl game appearances (2007-08), the first time the feat has happened in school history. The 2008 team, which also advanced to its first MAC championship contest, earned an invitation to the GMAC Bowl in Alabama in early January.
- ▶ Ball State won its 12 games by an average of 21 points and scored a school-record 476 points, including a program-best 62 touchdowns with Hoke at the helm.
- ▶ A year ago, the Cardinals were 11th in the nation in total offense, averaging just over 450 yards per contest. They were also fifth in sacks allowed (0.92), sixth in passing efficiency (164.4) and first in fewest penalties per game (2.77) through their first 13 games.
- ▶ In 2007, Ball State made its first bowl game appearance in 11 years, earning a bid to the International Bowl in Toronto as MAC co-west division champions. The Cardinals finished with a 7-6 overall record, including a 5-2 mark in conference action, and had four players earn first-team all-league accolades.

PLAYING EXPERIENCE:

- ▶ Hoke was a defensive standout for Ball State as a student-athlete, lettering four times from 1977-80, and serving as team captain as a senior.
- ▶ His junior campaign, Hoke posted 95 tackles and as a senior, he had a team-best 150 stops to rank sixth in the MAC and garner second-team all-league honors.
- ▶ As a sophomore, he ranked third on the team in tackles and helped the Cardinals to the 1978 MAC championship with an 8-0 record, the only other time Ball State finished a league campaign undefeated prior to 2008.
- ▶ Hoke earned his bachelor's degree in criminal justice from Ball State in 1982.

PERSONAL:

- ▶ Hoke is married to the former Laura Homberger and the couple has a daughter, Kelly. His brother, Jon, was an assistant coach at San Diego State from 1987-88 under Denny Stolz, and is currently the defensive backs coach with the Chicago Bears.

■ Brady Hoke Head Coaching Record

Year	Record	League	Finish	Home	Away	Neutral	Bowl Game
2003	Ball State	4-8	3-5	5th	3-3	1-5	0-0
2004	Ball State	2-9	2-6	6th	2-3	0-6	0-0
2005	Ball State	4-7	4-4	5th	1-3	3-4	0-0
2006	Ball State	5-7	5-3	T-3rd	2-4	3-3	0-0
2007	Ball State	7-6	5-2	T-1st	3-2	4-3	0-1 International Bowl, Rutgers (L, 30-52)
2008	Ball State	12-1	8-0	1st	6-0	6-0	0-1 GMAC Bowl (Did not coach in bowl game.)
2009	San Diego State	4-8	2-6		3-3	1-5	0-0
2010	San Diego State	1-0			1-0	0-0	0-0
Totals		39-46	29-26		21-18	18-26	0-2

HOKE SITUATIONAL RECORD

Overall	39-46
at San Diego State	5-8
at Ball State	34-38
Home	21-18
San Diego	4-3
Muncie, Ind.	17-15
Road	18-26
at San Diego State	1-5
Neutral	0-2
Scoring 41+ Points	13-0
Scoring 20+ Points	38-26
Allowing 20- Points	26-3
Conference Games	29-26
Home	15-13
MWC Games	2-6
Home	1-3
3-Point or Closer	6-4
7-Point or Closer	12-10

HEAD COACHES/POSITION COACHES

12 Total

Arkansas State	Steve Roberts	Sp. Tms.
Ball State	Stan Parrish	QB
Brigham Young	Bronco Mendenhall	DT
UConn	Randy Edsall	S
Kent State	Doug Martin	QB
Louisiana	Rickey Bustle	PK, LS, PR
Louisiana-Monroe	Todd Berry	QB
Nevada	Chris Ault	QB
San Diego State	Brady Hoke	DL
Tulsa	Todd Graham	S
Utah State	Gary Andersen	DT
Virginia Tech	Frank Beamer	K

AZTEC COACHING STAFF



Brady Hoke

FIELD

Head Coach, 2nd Year (Ball State '82)

- ▶ Doubled SDSU's win total from the year before in his first season on The Mesa.
- ▶ One of 10 finalists for the 2008 Liberty Mutual National Coach of the Year award in his final year at Ball State.

▶ Ball State made its' first-ever appearance in the national polls a year ago, ranking as high as 12th by the Associated Press and 13th in the USA Today Coaches poll.



Al Borges

BOX

Off. Coordinator, 2nd Year (Chico St. '81)

- ▶ Al Borges has 23 years of service as an offensive coordinator at the NCAA level.
- ▶ Borges helped Auburn compile a four-year record of 41-9 and post a 2-1 record in bowl games. He was tabbed the Offensive Coordinator of the Year by Rivals.com in 2005.

▶ While at UCLA from 1996-2000, Borges was twice a finalist for the Frank Boyles Assistant Coach of the Year award.



Rocky Long

FIELD

Def. Coordinator, 2nd Year (New Mexico '74)

- ▶ Came to SDSU in December of 2008, after serving as head coach at New Mexico for the last 11 years.
- ▶ Amassed the most victories of any Mountain West Conference head coach in the league's history. Was tabbed the league's coach of the year in 2002.

▶ While at New Mexico, he coached 12 players selected in the NFL Draft, 10 players who earned All-America honors since 2001 and had a MWC-high 34 first-team all-conference selections since 2003.



Jeff Hecklinski

BOX

Asst. HC/RBs, 2nd Year (W. Illinois '97)

- ▶ The Western Illinois graduate joined Aztec head coach Brady Hoke at Ball State in 2004 as the team's receivers coach, before taking on added duties with recruiting in 2008.

▶ Before moving to Ball State, was the quarterbacks coach and passing game coordinator at Arizona in 2003.

▶ Standout quarterback at Western Illinois, throwing for over 5,980 yards to rank second in the school's career record book.



Dan Ferrigno

FIELD

TEs/Special Teams, 2nd Year (SF St. '77)

- ▶ Has spent 22 seasons as an assistant coach in the Pac-10 Conference at Cal, Oregon, Oregon State and USC.
- ▶ Most recently, returned to Cal for his third stint in Berkeley to coach the Golden Bear wide receivers in '06-07.

▶ Was on staff with Brady Hoke and Rocky Long at Oregon State.
▶ Spent nine seasons with the Beavers, tutoring the running backs, defensive backs, linebackers and special teams.



Darrell Funk

FIELD

Offensive Line, 2nd Year (CSU '88, Illinois '90)

- ▶ A graduate of CSU and former assistant at his alma mater from '03-07, coaching the Aztecs' offensive line after spending 2008 as Ball State's offensive line coach.
- ▶ The Fort Collins, Colo., native spent five seasons at CSU under head coach Sonny Lubick.

▶ Three-year starter at CSU from '83-86, playing on both the offensive and defensive line and at tight end.



LeCharls McDaniel

FIELD

Wide Receivers, 10th Year (Cal Poly '81)

- ▶ In his third stint at SDSU, having coached the wide receivers (2002 and 2006), running backs (2005) and secondary/special teams ('94-96).

▶ Has also coached at Oregon State (STs/TEs), Cal (STs), Washington Redskins (STs), Phoenix Cardinals (WRs), Cal Poly (Sec/STs), San Diego Chargers (Asst. STs) and Hartnell College (Sec).

▶ Honorable mention All-American as a senior cornerback in 1980.



Brian Sipe

FIELD

Quarterbacks, 2nd Year (San Diego State)

- ▶ Played for legendary SDSU coach Don Coryell and was the Aztecs' leading passer in '70 and '71. In '70, he directed SDSU to a 9-2 record as the Aztecs spent eight weeks ranked among the nation's top 20.

▶ As a junior, he was an honorable mention All-American by the AP after throwing for 2,618 yards and 23 TDs.

▶ In 1980, he earned league MVP honors and was named first-team all-pro, leading the Browns to an 11-5 record.



Mark Smith

FIELD

LBs, 2nd Year (Purdue '79, Bowling Green '83)

- ▶ Spent the last seven seasons as Brady Hoke's defensive coordinator and linebackers coach at Ball State.
- ▶ Has been a defensive coordinator on the collegiate level for 10 years overall.

▶ Before moving to Muncie, Smith was an assistant coach at Indiana State for 15 years, including the last two as defensive coordinator of the Sycamores, where he helped tutor six All-Americans including NFL Draft pick Dan Brandenburg.



Tony White

BOX

Cornerbacks, 2nd Year (UCLA '02)

- ▶ Came to San Diego State after spending 2008 alongside current Aztec defensive coordinator Rocky Long at New Mexico. White was in charge of the Lobos' linebackers.

▶ In 2008, White coached two honorable mention all-conference linebackers in Zach Arnett and Herbert Felder.

▶ Was a three-year starter and four-year letterman at outside linebacker for UCLA from 1997-2000.

SAN DIEGO STATE ROSTER

Alphabetical		
No.	Name	Pos.
26	Andrews, Marcus	DB
44	Andrews, Rob	LB
49	Autele, J.J.	DL
54	Barksdale, Demetrius	LB
92	Beed, Everett	DL
86	• Ben-Ron, Jesse	DL
20	Berhe, Nat	DB
12	• Bernards, Jake	QB
58	Brewer, Aaron	LS
30	Brown, Davon	RB
80	Brown, Vincent	WR
9	Burris, Miles	LB
16	Clark, Ryne	QB
67	Corbett, Garrett	OL
11	Davis, Brandon	DB
17	Deakin, Doug	WR
84	Denso, Dylan	WR
64	Dilley, Zach	OL
13	• Dingwell, Adam	QB
60	Draheim, Tommie	QB
46	Driver, Jacob	LB
68	Embernate, Nik	OL
88	Escobar, Gavin	TE
73	Farr, Kellen	OL
63	Feaster, Andrew	LB
56	Fely, Jake	LB
19	Forni, Chris	WR
98	Galea, Cody	DL
96	Galea, Kenneth	DL
66	Gauld, Riley	OL
57	Gavert, Josh	LB
45	Ghandour, John	TE
93	Gibbs, Larry	DL
50	• Gordert, Chris	DL
65	Gordon, Japheth	OL
75	Grassilli, Leo	OL
21	• Gregorio, Robert	WR
79	Gunther, Kurtis	OL
37	Harris, Vaness	LB
43	• Heers, Brice	FB
5	Hemmings, Dey Juan	DB
89	Hewitt, Hunter	TE
13	• Hillman, Ronnie	RB
35	Holder, King	DB
4	Horn, Romeo	DB
50	• Iosefa, Trask	OL
95	Jackson, Perry	DL
71	Johnson, Alec	OL
81	Jones, Marven	WR
34	• Kazee, Walter	RB
21	• Keels, Mahbu	DB
31	Ketchum, Logan	LB
62	Koletsy, Brandon	LS
40	• Lamar, David	WR
99	Lawson, Ernie	DL
6	Lemon, Gabe	DB
3	Lewis, Darryn	DB
14	• Lindley, Ryan	QB
24	Lockett, Colin	DB
94	Long, Jerome	DL
7	• Mack, Derek	DB
74	Matamua, Mike	OL
2	McFadden, Leon	DB
32	Miller, Anthony	RB
51	Miller, Jimmy	OL
18	• Morrison, Colton	QB
48	Moses, Eron	DL
39	• Muema, Adam	RB

Numerical									
No.	Name	Pos.	Ht.	Wt.	Yr.	Exp.	Hometown (High School/College)		
1	DeMarco Sampson	WR	6-2	205	Sr.	3L	Chula Vista, Calif. (Castle Park High)		
2	Leon McFadden	DB	5-10	180	So.	1L	Inglewood, Calif. (St. John Bosco High)		
3	Darryn Lewis	DB	5-9	170	Sr.	2L	Elk Grove, Calif. (Franklin High)		
4	Romeo Horn	DB	6-0	185	Jr.	2L	Fresno, Calif. (Edison High)		
5	Dey Juan Hemmings	DB	5-11	205	Sr.	3L	San Bernardino, Calif. (Rialto High)		
6	Gabe Lemon	DB	5-10	190	Fr.	RS	Mission Viejo, Calif. (Lutheran High)		
7	Derek Mack	DB	5-7	160	So.	SQ	Spring Valley, Calif. (Otay Ranch High)		
7	Alston Umuolo	TE	6-4	255	Sr.	3L	Phoenix, Ariz. (Centennial High)		
9	Miles Burris	LB	6-3	235	Jr.	2L	Granite Bay, Calif. (Granite Bay High)		
10	Josh O'Brien	TE	6-4	230	Sr.	SQ	Del Mar, Calif. (Santa Fe Christian High)		
11	Brandon Davis	DB	6-2	190	Jr.	2L	Oakland, Calif. (Castlemont High)		
12	Jake Bernards	QB	6-5	210	Fr.	RS	Valencia, Calif. (West Ranch High)		
12	Josh Wade	DB	6-0	180	So.	1L	San Diego, Calif. (Point Loma High)		
13	Adam Dingwell	QB	6-4	195	Fr.	HS	Rockwall, Texas (Rockwall High)		
13	Ronnie Hillman	RB	5-10	185	Fr.	HS	La Habra, Calif. (La Habra High)		
14	Ryan Lindley	QB	6-4	220	Jr.	2L	Alpine, Calif. (El Capitan High)		
14	Brian Stahovich	P	6-0	190	Jr.	2L	Solana Beach, Calif. (Cathedral Catholic High)		
15	Jose Perez	DB	6-1	180	Sr.	2L	Oceanside, Calif. (Oceanside High)		
16	Ryne Clark	QB	6-2	205	Fr.	RS	Palm Desert, Calif. (Palm Desert High)		
17	Doug Deakin	WR	6-0	185	Sr.	1L	Oak Park, Calif. (Oak Park High)		
18	Colton Morrison	QB	6-5	210	Fr.	HS	Oceanside, Calif. (El Camino High)		
18	Dominique Sandifer	WR	6-0	190	So.	1L	Gardena, Calif. (Beverly Hills High)		
19	Chris Forni	WR	6-3	190	Jr.	TR	Petaluma, Calif. (Casa Grande High/San Francisco CC)		
20	Nat Berhe	DB	5-10	185	Fr.	RS	Colton, Calif. (Colton High)		
21	Robert Gregorio	WR	5-10	170	So.	SQ	Rolling Hills, Calif. (Palos Verdes High)		
21	Mahbu Keels	DB	6-1	170	Fr.	HS	San Diego, Calif. (Mission Bay High)		
22	Andrew Preston	DB	6-1	210	Sr.	3L	Centennial, Colo. (Arapahoe High)		
23	Brandon Sullivan	RB	5-11	215	Sr.	3L	Poway, Calif. (Poway High)		
24	Colin Lockett	DB	6-0	185	Fr.	RS	Diamond Bar, Calif. (Diamond Bar High)		
26	Marcus Andrews	DB	6-0	190	Fr.	RS	Los Angeles, Calif. (Crenshaw High)		
27	Eric Pinkins	DB	6-3	200	So.	1L	Sacramento, Calif. (Inderkum High)		
29	Larry Parker	DB	5-11	170	Jr.	1L	San Diego, Calif. (St. Augustine High/Grossmont JC)		
29	Bryan Shields	K	6-1	195	Sr.	SQ	Bonita, Calif. (Bonita Vista High/Utah State)		
30	Davon Brown	RB	5-9	190	Sr.	3L	Torrance, Calif. (South High)		
31	Logan Ketchum	LB	6-3	220	Jr.	1L	Oak Park, Calif. (Oak Park High)		
32	Anthony Miller	RB	6-0	225	So.	1L	Dallas, Texas (Carter High)		
33	Colin Shumate	LB	6-2	220	So.	SQ	Las Vegas, Nev. (Las Vegas High)		
34	Walter Kazee	RB	5-9	180	So.	1L	San Bernardino, Calif. (Cajon High)		
34	J.J. Whittaker	DB	5-10	175	Fr.	HS	Oceanside, Calif. (Oceanside High)		
35	King Holder	DB	5-10	170	Fr.	HS	Oceanside, Calif. (Oceanside High)		
36	Nick Tenhaeff	LB	6-2	210	Fr.	RS	Atascadero, Calif. (Atascadero High)		
37	Vaness Harris	LB	6-2	245	Fr.	RS	Los Angeles, Calif. (Dorsey High)		
38	Abel Perez	K	6-1	225	Jr.	TR	Chula Vista, Calif. (Castle Park High/Southwestern College)		
39	Adam Muema	RB	5-10	205	Fr.	HS	Covina, Calif. (Charter Oak High)		
39	Rene Siluano	DB	5-10	190	Fr.	HS	Oceanside, Calif. (Oceanside High)		
40	David Lamar	WR	6-2	170	Fr.	HS	San Diego, Calif. (Madison High)		
40	Chad Young	FB	5-11	240	Fr.	RS	La Verne, Calif. (Glendora High)		
41	Marcus Russell	WR	5-11	190	Jr.	TR	Fresno, Calif. (Buchanan High/Fresno City College)		
41	Khalid Stevens	DB	5-11	195	So.	SQ	Pacific Palisades, Calif. (Palisades High)		
42	Brandon Turner	WR	6-3	195	Fr.	HS	Orange, Calif. (Orange Lutheran High)		
43	Brice Heers	FB	5-11	215	Fr.	RS	Encinitas, Calif. (Santa Fe Christian High)		
43	Ross Williams	DB	6-3	210	So.	SQ	Rancho Santa Margarita, Calif. (Mission Viejo High)		
44	Rob Andrews	LB	6-2	220	So.	1L	Pleasanton, Calif. (Foothill High)		
45	John Ghandour	TE	6-4	245	Fr.	HS	La Habra, Calif. (La Habra High)		
46	Jacob Driver	LB	6-2	205	Fr.	RS	Carlsbad, Calif. (La Costa Canyon High)		
47	Jacob Tauanuu	DL	6-1	260	Sr.	1L	San Diego, Calif. (Helix High/UAB)		
48	Eron Moses	DL	6-4	250	Jr.	SQ	Yorba Linda, Calif. (Esperanza High)		
49	J.J. Autele	DL	6-1	250	Jr.	1L	Waipahu, Hawaii (Punahou High)		
50	Chris Gordert	LB	6-0	230	So.	SQ	Honolulu, Hawaii (Mira Mesa High (Calif.))		
50	Trask Iosefa	OL	6-0	300	Sr.	3L	Ewa Beach, Hawaii (Punahou High)		
51	Jimmy Miller	OL	6-3	290	So.	SQ	Denver, Colo. (J.K. Mullen High)		
52	Marcus Yarbrough	LB	6-2	230	Sr.	3L	San Diego, Calif. (Eastlake High)		
53	Emilio Rivera	OL	6-4	305	Jr.	2L	Sylmar, Calif. (Sylmar High)		
54	Demetrius Barksdale	LB	6-3	210	Jr.	1L	San Diego, Calif. (University City High)		
55	Neil Spencer	DL	6-2	280	Jr.	1L	Las Vegas, Nev. (Cimarron-Memorial High)		
56	Jake Fely	LB	5-10	205	Fr.	HS	Oceanside, Calif. (Oceanside High)		
57	Josh Gavert	LB	6-2	190	Fr.	HS	Lakewood, Calif. (Mayfair High)		
58	Aaron Brewer	LS	6-5	215	Jr.	2L	Fullerton, Calif. (Troy High)		

Numerical

No.	Name	Pos.	Ht.	Wt.	Yr.	Exp.	Hometown (High School/College)
59	Jordan Thomas	DL	6-1	240	Fr.	HS	Redlands, Calif. (Redlands High)
60	Tommie Draheim	OL	6-4	300	Jr.	1L	Lakeside, Calif. (El Capitan High)
62	Brandon Koletsky	LS	6-2	220	Fr.	HS	Encino, Calif. (Campbell Hall High)
63	Andrew Feaster	LB	6-0	195	So.	TR	Chula Vista, Calif. (Eastlake High/Southwestern College)
64	Zack Dilley	OL	6-5	280	Fr.	HS	Menifee, Calif. (Paloma Valley High)
65	Japheth Gordon	OL	6-3	285	Fr.	RS	Canyon Country, Calif. (Canyon High)
66	Riley Gauld	OL	6-5	300	Jr.	TR	Santa Maria, Calif. (Santa Ynez High/Allan Hancock College)
67	Garrett Corbett	OL	6-5	270	Fr.	HS	Sparks, Nev. (Reed High)
68	Nik Embernate	OL	6-4	305	So.	1L	Yucaipa, Calif. (Yucaipa High)
70	Juan Roman	OL	6-3	280	Fr.	RS	San Diego, Calif. (Serra High)
71	Alec Johnson	OL	6-3	295	So.	SQ	Denver, Colo. (J.K. Mullen High)
72	Tom Rische	OL	6-4	305	Sr.	SQ	Fresno, Calif. (Bullard High)
73	Kellen Farr	OL	6-7	300	Jr.	1L	Mesa, Ariz. (Red Mountain High)
74	Mike Matamua	OL	6-4	300	Jr.	1L	Kapolei, Hawaii (Kapolei High)
75	Leo Grassilli	OL	6-3	290	Jr.	SQ	Woodbridge, Va. (Hylton High)
79	Kurtis Gunther	OL	6-8	290	Jr.	1L	Camarillo, Calif. (Adolfo Camarillo High)
80	Vincent Brown	WR	6-0	195	Sr.	3L	Rancho Cucamonga, Calif. (Rancho Cucamonga High)
81	Marven Jones	WR	6-4	205	Fr.	RS	San Diego, Calif. (Kearny High)
82	Jay Waddell	WR	6-0	175	Fr.	HS	Hesperia, Calif. (Hesperia High)
83	Osmond Nicholas	WR	6-3	210	Fr.	RS	Oceanside, Calif. (Oceanside High)
84	Dylan Denso	WR	6-2	205	Fr.	RS	Dana Point, Calif. (Dana Hills High)
85	D.J. Shields	TE	6-4	240	So.	1L	Bonita, Calif. (Bonita Vista High)
86	Jesse Ben-Ron	DL	6-3	245	Fr.	RS	Anaheim, Calif. (Loara High)
86	Ezell Ruffin	WR	6-1	190	Fr.	HS	Long Beach, Calif. (Woodrow Wilson High)
87	Bryce Quigley	TE	6-5	240	Fr.	HS	Apple Valley, Calif. (Granite Hills High)
88	Gavin Escobar	TE	6-6	245	Fr.	RS	Rancho Santa Margarita, Calif. (Santa Margarita Catholic High)
89	Hunter Hewitt	TE	6-5	245	So.	1L	Lafayette, Calif. (Acalanes High)
90	B.J. Williams	DL	6-3	250	Sr.	3L	Aurora, Colo. (Eaglecrest High)
91	Frederick Trujillo	DL	6-1	225	So.	SQ	Albuquerque, N.M. (Highland High)
92	Everett Beed	DL	6-3	225	Fr.	HS	Phelan, Calif. (Serrano High)
93	Larry Gibbs	DL	6-0	245	Jr.	SQ	Riverside, Calif. (Riverside Ramona High)
94	Jerome Long	DL	6-5	280	Jr.	2L	Los Osos, Calif. (Morro Bay High)
95	Perry Jackson	DL	6-2	245	Jr.	TR	Roseville, Calif. (Laguna Creek High/Sierra JC)
96	Kenneth Galea'i	DL	6-1	280	Fr.	HS	Oceanside, Calif. (Oceanside High)
97	Dontrell Onuahu	DL	6-2	285	Fr.	HS	La Quinta, Calif. (La Quinta High)
98	Cody Galea	DL	6-3	240	Fr.	HS	Elk Grove, Calif. (Franklin High)
99	Ernie Lawson	DL	6-3	275	Sr.	3L	Vallejo, Calif. (St. Patrick-St. Vincent High)

Alphabetical

No.	Name	Pos.
83	Nicholas, Osmond	WR
10	O'Brien, Josh	TE
97	Onuahu, Dontrell	DL
29	♦ Parker, Larry	DB
38	Perez, Abel	K
15	Perez, Jose	DB
27	Pinkins, Eric	DB
22	Preston, Andrew	DB
87	Quigley, Bryce	TE
72	Rische, Tom	OL
53	Rivera, Emilio	OL
70	Roman, Juan	OL
86	♦ Ruffin, Ezell	WR
41	♦ Russell, Marcus	WR
1	Sampson, DeMarco	WR
18	♦ Sandifer, Dominique	WR
29	♦ Shields, Bryan	K
85	Shields, D.J.	TE
33	Shumate, Colin	LB
39	♦ Siluano, Rene	DB
55	Spencer, Neil	DL
14	♦ Stahovich, Brian	P
41	♦ Stevens, Khalid	DB
23	Sullivan, Brandon	RB
47	Tauanuu, Jacob	DL
36	Tenhaeff, Nick	LB
59	Thomas, Jordan	DL
91	Trujillo, Frederick	DL
42	Turner, Brandon	WR
7	♦ Umuolo, Alston	TE
82	Waddell, Jay	WR
12	♦ Wade, Josh	DB
34	♦ Whittaker, J.J.	DB
90	Williams, B.J.	DL
43	♦ Williams, Ross	DB
52	Yarbrough, Marcus	LB
40	♦ Young, Chad	FB

♦ - Duplicate Number

The Coaching Staff

Brady Hoke (Ball State '82) Head Coach/Defensive Line, 2nd season; **Al Borges** (Chico State '81) Offensive Coordinator, 2nd season; **Rocky Long** (New Mexico '74), Defensive Coordinator, 2nd season; **Jeff Hecklinski** (Western Illinois '97) Assistant Head Coach/Running Backs/Recruiting Coordinator, 2nd season; **Dan Ferrigno** (San Francisco State '75) Tight Ends/Special Teams, 2nd season; **Darrell Funk** (Colorado State '88) Offensive Line, 2nd season; **LeCharis McDaniel** (Cal Poly '81) Wide Receivers, 10th season; **Brian Sipe** (San Diego State) Quarterbacks, 2nd season; **Mark Smith** (Purdue '79) Linebackers, 2nd season; **Tony White** (UCLA '02) Cornerbacks, 2nd season; **Bob Lopez** (Illinois State '77) Director of Football Operations, 3rd season.

Pronunciation Guide

J.J. Autele	all-tell-EE	Japheth Gordon	JAW-phet (like prophet)	Brian Stahovich	stuh-HOV-itch
Nat Berhe	nat bur-HEY	Trask Iosefa	i-o-SEF-uh	Khalid Stevens	kuh-LEAD
Davon Brown	duh-VAUGHN	Walter Kazee	KAY-zz	Nick Tenhaeff	tin-OFF
Doug Deakin	DEE-kin	Mahbu Keels	Keels (like heels)	Alston Umuolo	ALL-stun OO-moo-low
Tommie Draheim	DRAY-hime	Mike Matamua	mah-tah-MOO-uh	Marcus Yarbrough	yar-BRO
Jake Fely	Fee-lee	Eron Moses	Aaron		
Cody Galea	go-LAY-uh	Adam Muema	MOO-emma		
Kenneth Galea'i	nah-LEE-ah-E	Dontrell Onuahu	on-nuh-HO		
Josh Gavert	GAV-ert	Tom Rische	rish-EE		
Chris Gordert	GORE-dert	Ezell Ruffin	EE-zell		
Leo Grassilli	gruh-SILL-ee	DeMarco Sampson	duh-mark-O		
Robert Gregorio	greh-gore-EE-o	Rene Siluano	See-lou-ah-no		

SAN DIEGO STATE UPDATED BIOS



► #26 MARCUS ANDREWS


DB, 6-0, 190, Fr.-RS
Los Angeles, Calif. (Crenshaw HS)

■ 2010: Played his first career game against Nicholls, posting two solo tackles and a pass break up as a reserve.

■ ANDREWS' CAREER STATISTICS

Career Statistics	G	UA-AT-TT	TFL-Yds.	Sacks	Int.	PBU	FF	FR
2010	1	2-0-2	0-0	0-0	0-0	1	0	0

Career/2010 Highs: Tackles: 2 vs. Nicholls (9/4/10); FF: 1 vs. Nicholls (9/4/10).



► #44 ROB ANDREWS

LB, 6-2, 220, So.-1L
Pleasanton, Calif. (Foothill HS)

■ 2010: Recorded a career-best three stops in the opener against Nicholls.

■ ANDREWS' CAREER STATISTICS

Career Statistics	G	UA-AT-TT	TFL-Yds.	Sacks	Int.	PBU	FF	FR
2009	5	1-1-2	0.0-0	0-0	0-0	0	0	0
2010	1	2-1-3	0.0-0	0-0	0-0	0	0	0
Totals	6	3-2-5	0.0-0	0-0	0-0	0	0	0

Career/2010 Highs: Tackles: 3 vs. Nicholls (9/4/10).



► #49 J.J. AUTELE

DL, 6-1, 250, Jr.-1L
Waipahu, Hawaii (Punahou HS)

■ 2010: Was a reserve in the season-opener vs. Nicholls, but did not tally any tackles.

■ AUTELE'S CAREER STATISTICS

Career Statistics	G	UA-AT-TT	TFL-Yds.	Sacks	Int.	PBU	FF	FR
2008	4	2-1-3	0-0	0-0	0-0	0	0	0
2009	11	7-5-12	1.0-4	0-0	0-0	0	0	0
2010	1	0-0-0	0-0	0-0	0-0	0	0	0
Totals	16	9-6-15	1.0-4	0-0	0-0	0	0	0

Career Highs: Tackles: 3 at UNLV (11/28/09); TFL: 1.0 vs. TCU (11/7/09).
2010 Highs: N/A



► #54 DEMETRIUS BARKSDALE

LB, 6-3, 210, Jr.-1L
San Diego, Calif. (University City HS)

■ 2010: Recovered his second career fumble in the opener with Nicholls, while also contributing two tackles and a pass break-up.

■ BARKSDALE'S CAREER STATISTICS

Career Statistics	G	UA-AT-TT	TFL-Yds.	Sacks	Int.	PBU	FF	FR
2009	11	8-3-11	1.0-7	0-0	0-0	0	0	1-0
2010	1	2-0-2	0-0	0-0	0-0	1	0	1-0
Totals	12	10-3-13	1.0-7	0-0	0-0	1	0	2-0

Career Highs: Tackles: 2, four times; TFL: 1.0 vs. New Mexico (10/31/09); PBU: 1 vs. Nicholls (9/4/10); FR: 1 vs. Nicholls (9/4/10), vs. New Mexico St. (10/3/09).

2010 Highs: Tackles: 2 vs. Nicholls (9/4/10); PBU: 1 vs. Nicholls (9/4/10);

FR: 1 vs. Nicholls (9/4/10).



► #12 JAKE BERNARDS

QB, 6-5, 210, Fr.-RS
Valencia, Calif. (West Ranch HS)

■ 2010: Made his first collegiate appearance in the fourth quarter against Nicholls, completing his only pass attempt for 10 yards.

■ BERNARDS' CAREER STATISTICS

Career Statistics	G	Att.	Com.	INT	Yds.	TDs	Eff.	Tot. Off.
2010	1	1	1	0	10	0	184.00	10

Career/2010 Highs: Attempts: 1 vs. Nicholls (9/4/10); Completions: 1 vs. Nicholls (9/4/10); Passing Yards: 10 vs. Nicholls (9/4/10); Long Pass: 10 vs. Nicholls (9/4/10).



► #20 NAT BERGE

DB, 5-10, 185, Fr.-RS
Colton, Calif. (Colton HS)

■ 2010: Played his first collegiate game on defense and special teams vs. Nicholls, finishing with one solo stop.

■ BERGE'S CAREER STATISTICS

Career Statistics	G	UA-AT-TT	TFL-Yds.	Sacks	Int.	PBU	FF	FR
2010	1	1-0-1	0-0	0-0	0-0	0	0	0

Career/2010 Highs: Tackles: 1 vs. Nicholls (9/4/10).



► #30 DAVON BROWN

RB, 5-9, 190, Sr.-3L
Torrance, Calif. (South HS)

■ 2010: Outstanding first career start in the opener against Nicholls, contributing two rushing touchdowns (6, 21 yards) ... Totaled 65 rushing yards on 11 carries, both career highs, and also had a reception for 14 yards.

■ D. BROWN'S CAREER STATISTICS

Career Statistics	Rushing					Receiving		
	G	Att.	Yds.	TD	Avg.	No.	Yds.	TD Avg.
2007	9	12	20	1	1.7	0	0	0 0.0
2008	6	2	1	0	0.5	1	36	0 36.0
2009	12	15	31	0	2.6	2	12	0 6.0
2010	1	11	65	2	5.9	1	14	0 14.0
Totals	28	40	117	3	2.9	4	62	0 15.5

Kickoff Returns	Att.	Yds.	TD	Avg.	Long
2007	1	18	0	18.0	18
2008	6	104	0	17.3	28
2009	8	160	0	20.0	46
2010	1	9	0	9.0	9
Totals	16	291	0	18.2	46

Career Highs: Carries: 11 vs. Nicholls (9/4/10); Rushing Yards: 65 vs. Nicholls (9/4/10); Rushing TD: 2 vs. Nicholls (9/4/10); Long Rush: 21 vs. Nicholls (9/4/10); Receptions: 1, four times; Receiving Yards: 36 vs. Cal Poly (8/30/08); Long Reception: 36 vs. Cal Poly (8/30/08); Long Kickoff Return: 46 vs. Wyoming (11/14/09).

2010 Highs: Carries: 11 vs. Nicholls (9/4/10); Rushing Yards: 65 vs. Nicholls (9/4/10); Rushing TD: 2 vs. Nicholls (9/4/10); Long Rush: 21 vs. Nicholls (9/4/10); Receptions: 1, vs. Nicholls (9/4/10); Receiving Yards: 14 vs. Nicholls (9/4/10); Long Reception: 14 vs. Nicholls (9/4/10); Long Kickoff Return: 9 vs. Nicholls (9/4/10).

■ D. BROWN GAME-BY-GAME

	Rushing				Receiving			
	Att.	Yds.	TD	Avg.	No.	Yds.	TD	Avg.
NICHOLLS (9/4/10)*	11	65	2	5.9	1	14	0	14.0

* = Game started



▶ #80 VINCENT BROWN

WR, 6-0, 195, Sr.-3L,
Rancho Cucamonga, Calif. (Rancho Cucamonga HS)

■ 2010: On the Biletnikoff Award watch list (top receiver) for the second year in a row ... Starter in the opener with Nicholls, logging five receptions for 39 yards ... Also played on special teams.

■ V. BROWN'S CAREER STATISTICS

Career Statistics	Receiving				
	G	No.	Yds.	TD	Avg.
2007	12	31	349	2	11.3
2008	12	64	631	5	9.9
2009	7	45	778	6	17.3
2010	1	5	39	0	7.8
Totals	32	145	1,797	13	12.4

Career Highs: Receptions: 13 at Idaho (9/19/09); Receiving Yards: 183 vs. Idaho (9/27/08); Receiving TDs: 3 vs. Idaho (9/27/08); Longest Reception: 78 at UCLA (9/5/09); Kickoff Returns: 8 vs. Cincinnati (9/29/07); Kickoff Return Yards: 146 vs. WSU (9/8/07); Longest Kickoff Return: 49 vs. PSU (9/22/07).

2010 Highs: Receptions: 5 vs. Nicholls (9/4/10); Receiving Yards: 39 vs. Nicholls (9/4/10); Longest Reception: 12 vs. Nicholls (9/4/10).

■ V. BROWN 2010 GAME-BY-GAME

	Receiving			
	No.	Yds.	TD	Avg.
NICHOLLS (9/4/10)*	5	39	0	7.8

* = Game started



▶ #9 MILES BURRIS

LB, 6-2, 235, Jr.-2L,
Granite Bay, Calif. (Granite Bay HS)

■ 2010: Made his 13th consecutive start at linebacker in the opener, coming away with four tackles, including one for a loss of seven yards.

■ BURRIS' CAREER STATISTICS

Career Statistics	G	UA-AT-TT	TFL-Yds.	Sacks	Int.	PBU	FF	FR
	2008	12	11-8-19	1.5-2	0-0	0-0	0	0
2009	12	30-28-58	6.0-14	1.5-9	0-0	0	0	0
2010	1	3-1-4	1.0-7	0-0	0-0	0	0	0
Totals	25	44-37-81	8.5-23	1.5-9	0-0	0	0	0

Career Highs: Tackles: 9 at Air Force (9/26/09); TFL: 2.0 vs. S. Utah (9/12/09); Sack: 1.0 vs. S. Utah (9/12/09).

2010 Highs: Tackles: 4 vs. Nicholls (9/4/10); TFL: 1.0 vs. Nicholls (9/4/10).

■ BURRIS 2010 GAME-BY-GAME

	G	UA-AT-TT	TFL-Yds.	Sacks	Int.	PBU	FF	FR
NICHOLLS (9/4/10)*	1	3-1-4	1.0-7	0-0	0-0	0	0	0

* = Game started



▶ #11 BRANDON DAVIS

DB, 6-2, 190, Jr.-2L,
Oakland, Calif. (Castlemont HS)

■ 2010: Starter at Warrior against Nicholls, pitching in an assisted tackle.

■ DAVIS' CAREER STATISTICS

Career Statistics	G	UA-AT-TT	TFL-Yds.	Sacks	Int.	PBU	FF	FR
2008	11	2-3-5	0-0	0-0	0-0	0	0	0
2009	11	26-7-33	2.0-13	1.0-8	0-0	5	1	0
2010	1	0-1-1	0-0	0-0	0-0	0	0	0
Totals	23	28-11-39	2.0-13	1.0-8	0-0	5	1	0

Career Highs: Tackles: 9 vs. UNM (10/31/09), vs. BYU (10/17/09); TFLs: 1.0 vs. BYU (10/17/09), NMSU (10/3/09); Sacks: 1.0 vs. NMSU (10/3/09); PBU: 2 at UNLV (11/28/09), vs. UNM (10/31/09); FF: 1 at UCLA (9/5/09).

2010 Highs: Tackles: 1 vs. Nicholls (9/4/10).

■ DAVIS 2010 GAME-BY-GAME

	G	UA-AT-TT	TFL-Yds.	Sacks	Int.	PBU	FF	FR
NICHOLLS (9/4/10)*	1	0-1-1	0-0	0-0	0-0	0	0	0

* = Game started



▶ #60 TOMMIE DRAHEIM

OL, 6-4, 300, Jr.-1L,
Lakeside, Calif. (El Capitan HS)

■ 2010: Starter at left tackle in the team's first game of the year against Nicholls.



▶ #68 NIK EMBERNATE

OL, 6-4, 305, So.-1L,
Yucaipa, Calif. (Yucaipa HS)

■ 2010: Starter for the ninth time in his career against Nicholls at right guard.



▶ #88 GAVIN ESCOBAR

TE, 6-6, 245, Fr.-RS
R. Santa Margarita, Calif. (S. Margarita Catholic HS)

■ 2010: Played in his first career game as an Aztec, logging his first career catch for 27 yards in the opening win over Nicholls.

■ ESCOBAR'S CAREER STATISTICS

Career Statistics	Receiving				
	G	No.	Yds.	TD	Avg.
2010	1	1	27	0	27.0

Career/2010 Highs: Receptions: 1 vs. Nicholls (9/4/10); Receiving Yards: 27 vs. Nicholls (9/4/10); Longest Reception: 27 vs. Nicholls (9/4/10).



▶ #79 KURTIS GUNTHER

OL, 6-8, 290, Jr.-1L,
Camarillo, Calif. (Adolfo Camarillo HS)

■ 2010: Played in his first game since 2008, earning his second career start at right tackle vs. Nicholls.



▶ #13 RONNIE HILLMAN

RB, 5-10, 185, Fr.-HS,
La Habra, Calif. (La Habra HS)

■ 2010: One of four true freshmen to play in the opener ... Came off the bench against Nicholls, posting a team-best 15 carries for 65 yards and a 6-yard TD in the fourth quarter of the Aztecs' victory.

HILLMAN'S CAREER STATISTICS


Career Statistics	Rushing					Receiving			
	G	Att.	Yds.	TD	Avg.	No.	Yds.	TD	Avg.
2010	1	15	65	1	4.3	0	0	0	0.0

Career/2010 Highs: Carries: 15 vs. Nicholls (9/4/10); Rushing Yards: 65 vs. Nicholls (9/4/10); Rushing TDs: 18 vs. Nicholls (9/4/10); Long Rush: 18 vs. Nicholls (9/4/10).

HILLMAN GAME-BY-GAME

NICHOLLS (9/4/10)	Rushing					Receiving			
	Att.	Yds.	TD	Avg.	No.	Yds.	TD	Avg.	
	15	65	1	4.3	0	0	0	0.0	

* = Game started



#4 ROMEO HORN

DB, 6-0, 185, Jr.-2L, Fresno, Calif. (Edison HS)

2010: Played his first game since 2008, making a solo tackle in the opener with Nicholls ... Missed most of that contest, however, due to injury.

HORN'S CAREER STATISTICS

Career Statistics	G	UA-AT-TT	TFL-Yds.	Sacks	Int.	PBU	FF	FR
2007	12	5-2-7	0-0	0-0	0-0	0	0	0
2008	7	3-1-4	0-0	0-0	1-0	0	0	0
2010	1	1-0-1	0-0	0-0	0-0	0	0	0
Totals	20	9-3-12	0-0	0-0	1-0	0	0	0

Career Highs: Tackles: 3 vs. PSU (9/22/07); INT: 1 vs. Idaho (9/27/08).


2010 Highs: Tackles: 1 vs. Nicholls (9/4/10).



#50 TRASK IOSEFA

OL, 6-0, 300, Sr.-3L, Ewa Beach, Hawaii (Punahou HS)


2010: Is on the watch list for the Rimington Trophy, which is presented annually to college football's top center ... Made his 37th consecutive start against Nicholls.



#71 ALEC JOHNSON

OL, 6-3, 295, So.-SQ, Denver, Colo. (J.K. Mullen HS)

2010: Starter at left guard for the fourth time in his career against Nicholls.



#34 WALTER KAZEE

RB, 5-9, 180, So.-1L, San Bernardino, Calif. (Cajon HS)

2010: Led the Aztecs in rushing with 74 yards on just six carries (12.3 ypc.) in the opener with Nicholls ... Also tallied a 46-yard touchdown run in the victory.

KAZEE'S CAREER STATISTICS

Career Statistics	Rushing					Receiving			
	G	Att.	Yds.	TD	Avg.	No.	Yds.	TD	Avg.
2009	11	88	377	2	4.3	9	64	0	7.1
2010	1	6	74	1	12.3	0	0	0	0.0
Totals	12	94	451	3	4.8	9	64	0	7.1

Career Highs: Carries: 22 vs. NMSU (10/3/09); Rushing Yards: 112 at UNLV (11/28/09); Long Rush: 61 at UNLV (11/28/09); Rushing TD: 1, three times; Receptions: 2 vs. BYU (10/17/09), at UCLA (9/5/09); Receiving Yards: 33 vs. BYU (10/17/09); Long Reception: 27 vs. BYU (10/17/09); KO Returns:

4 at UCLA (9/5/09); KO Return Yards: 76 at UCLA (9/5/09); Long KO Return: 25 at UCLA (9/5/09).

2010 Highs: Carries: 6 vs. Nicholls (9/4/10); Rushing Yards: 74 vs. Nicholls (9/4/10); Rushing TD: 1 vs. Nicholls (9/4/10); Long Rush: 46 vs. Nicholls (9/4/10).

KAZEE GAME-BY-GAME

NICHOLLS (9/4/10)	Rushing				Receiving			
	Att.	Yds.	TD	Avg.	No.	Yds.	TD	Avg.
	6	74	1	12.3	0	0	0	0.0



#31 LOGAN KETCHUM

LB, 6-3, 215, Jr.-1L, Oak Park, Calif. (Oak Park HS)

2010: Earned a starting role at linebacker in the season-opener, making four solo tackles and logging his first career PBU ... Also blocked a Nicholls field-goal attempt in the third quarter.

KETCHUM'S CAREER STATISTICS

Career Statistics	G	UA-AT-TT	TFL-Yds.	Sacks	Int.	PBU	FF	FR
2008	5	5-4-9	0-0	0-0	0-0	0	0	0
2009	9	7-7-14	0-0	0-0	0-0	0	0	0
2010	1	4-0-4	0-0	0-0	0-0	1	0	0
Totals	15	16-11-27	0-0	0-0	0-0	1	0	0

Career Highs: Tackles: 5 at Air Force (9/26/09).

2010 Highs: Tackles: 4 vs. Nicholls (9/4/10); PBU: 1 vs. Nicholls (9/4/10); Blocked Kick: 1 vs. Nicholls (9/4/10).

KETCHUM 2010 GAME-BY-GAME

NICHOLLS (9/4/10)*	G	UA-AT-TT	TFL-Yds.	Sacks	Int.	PBU	FF	FR
	1	4-0-4	0-0	0-0	0-0	1	0	0

* = Game started



#99 ERNIE LAWSON

DL, 6-3, 275, Sr.-3L, Vallejo, Calif. (St. Patrick-St. Vincent HS)

2010: Voted a team captain ... Started at defensive end vs. Nicholls, but did not log a stop.

LAWSON'S CAREER STATISTICS

Career Statistics	G	UA-AT-TT	TFL-Yds.	Sacks	Int.	PBU	FF	FR
2007	12	9-8-17	0-0	0-0	0-0	2	0	0
2008	6	4-6-10	3.0-9	1.0-7	0-0	0	0	0
2009	12	15-7-22	6.5-21	2.0-9	0-0	0	1	0
2010	1	0-0-0	0-0	0-0	0-0	0	0	0
Totals	31	28-21-49	9.5-30	3.0-16	0-0	2	1	0

Career Highs: Tackles: 4 at Air Force (11/17/07), at Utah (10/13/07); TFLs: 1.0, 6 times; Sacks: 1.0 vs. WYO (11/14/09), 1.0 at UCLA (9/5/09), vs. UNLV (11/22/08); FF: 1.0 vs. NMSU (10/3/09).

LAWSON 2010 GAME-BY-GAME

NICHOLLS (9/4/10)*	G	UA-AT-TT	TFL-Yds.	Sacks	Int.	PBU	FF	FR
	1	0-0-0	0-0	0-0	0-0	0	0	0

* = Game started



#3 DARRYN LEWIS

DB, 5-9, 170, Sr.-2L, Elk Grove, Calif. (Franklin HS)

2010: Started for the first time in his career in the opener at one of the Warrior spots, contributing four tackles, including one for a loss of two yards.

■ LEWIS' CAREER STATISTICS

Career Statistics	G	UA-AT-TT	TFL-Yds.	Sacks	Int.	PBU	FF	FR
2008	9	4-2-6	0-0	0-0	0-0	0	0	0
2009	12	24-9-33	0-0	0-0	0-0	3	0	0
2010	1	3-1-4	1.0-2	0-0	0-0	0	0	0
Totals	22	31-12-43	1.0-2	0-0	0-0	3	0	0

Career High: Tackles: 5 vs. New Mexico St. (10/3/09); PBU: 1, three times.
2010 Highs: Tackles: 4 vs. Nicholls (9/4/10); TFL: 1.0 vs. Nicholls (9/4/10).

■ LEWIS 2010 GAME-BY-GAME

	G	UA-AT-TT	TFL-Yds.	Sacks	Int.	PBU	FF	FR
NICHOLLS (9/4/10)*	1	3-1-4	1.0-2	0-0	0-0	0	0	0

* = Game started



▶ #14 RYAN LINDLEY

QB, 6-4, 220, Jr.-2L,
 Alpine, Calif. (El Capitan HS)

■ 2010: Started his 24th career game at quarterback for the Aztecs in the opener, completing 17 of his 26 pass attempts for 303 yards, no INTs and two scores ... Has seven career 300-yard passing contests, including in two straight outings (also vs. UNLV, 2009) ... Reached the 6,000-yard mark in career passing yardage vs. Nicholls, becoming just the

fifth Aztec to reach that milestone ... Ranks 11th nationally in passing average, tied for 14th in total offense and 16th in passing efficiency as of Sept. 4.

■ LINDLEY'S CAREER STATISTICS

Career Statistics	G	Att.	Com.	INT	Yds.	TDs	Eff.	Tot. Off.
2008	11	427	242	9	2,653	16	117.01	2,591
2009	12	437	239	16	3,054	23	123.44	2,923
2010	1	26	17	0	303	2	188.66	303
Totals	24	890	498	25	6,010	41	122.26	5,817

Career Highs: Attempts: 59 at Notre Dame (9/6/08); Completions: 35 vs. UNLV (11/22/09); Passing Yards: 459 at CSU (10/24/09); Long Pass: 78 vs. UCLA (9/5/09); TDs Passing: 6 at CSU (10/24/09); TDs Rushing: 1 vs. S. Utah (9/12/09), at Notre Dame (9/6/08).

2010 Highs: Attempts: 26 vs. Nicholls (9/4/10); Completions: 17 vs. Nicholls (9/4/10); Passing Yards: 303 vs. Nicholls (9/4/10); Long Pass: 71 vs. Nicholls (9/4/10); TDs Passing: 2 vs. Nicholls (9/4/10).

■ LINDLEY 2010 GAME-BY-GAME

	Passing					Rushing		
	Att.	Com.	INT	Yds.	TDs	Att.	Yds.	TDs
NICHOLLS (9/4/10)*	26	17	0	303	2	0	0	0

* = Game started



▶ #94 JEROME LONG

DL, 6-5, 280, Jr.-2L,
 Los Osos, Calif. (Los Osos HS)

■ 2010: Started his first game since his freshman campaign, doing so at defensive tackle against Nicholls ... Had two stops, including one behind the line of scrimmage, in the win vs. the Colonels.

■ LONG'S CAREER STATISTICS

Career Statistics	G	UA-AT-TT	TFL-Yds.	Sacks	Int.	PBU	FF	FR
2008	11	14-23-37	2.0-8	1.0-7	0-0	0	0	0
2009	12	12-11-23	1.5-8	1.5-8	0-0	0	0	0
2010	1	2-0-2	1.0-1	0-0	0-0	0	0	0
Totals	24	28-34-62	4.5-17	2.5-15	0-0	0	0	0

Career Highs: Tackles: 9 at TCU (10/4/08); TFL: 1.0, four times; Sacks: 1.0 at UCLA (9/5/09), at BYU (11/8/08).

2010 Highs: Tackles: 2 vs. Nicholls (9/4/10); TFL: 1.0 vs. Nicholls (9/4/10).

■ LONG 2010 GAME-BY-GAME

	G	UA-AT-TT	TFL-Yds.	Sacks	Int.	PBU	FF	FR
NICHOLLS (9/4/10)*	1	2-0-2	1.0-1	0-0	0-0	0	0	0

* = Game started



▶ #2 LEON MCFADDEN

DB, 5-10, 180, So.-1L,
 Inglewood, Calif. (St. John Bosco HS)

■ 2010: Starter at cornerback (2 tackles) and also returned punts (3 for 33 yards) in the opener against Nicholls.

■ MCFADDEN'S CAREER STATISTICS

Career Statistics	G	UA-AT-TT	TFL-Yds.	Sacks	Int.	PBU	FF	FR
2009	12	17-9-26	1.0-5	1.0-5	1-39	0	0	0
2010	1	0-2-2	0-0	0-0	0-0	0	0	0
Totals	13	17-11-28	1.0-5	1.0-5	1-39	0	0	0

Punt Returns	Att.	Yds.	TD	Avg.	Long
2010	3	33	0	11.0	23

Career Highs: Tackles: 5 at Air Force (9/26/09); INT: 1 vs. NMSU (10/3/09); Blocked Kicks: 1 vs. S. Utah (9/12/09), at UCLA (9/5/09).

2010 Highs: Tackles: 2 vs. Nicholls (9/4/10); Punt Returns: 3 vs. Nicholls (9/4/10); Punt Return Yards: 33 vs. Nicholls (9/4/10); Long Punt Return: 23 vs. Nicholls (9/4/10).

■ MCFADDEN 2010 GAME-BY-GAME

	G	UA-AT-TT	TFL-Yds.	Sacks	Int.	PBU	FF	FR
NICHOLLS (9/4/10)*	1	0-2-2	0-0	0-0	0-0	0	0	0

* = Game started



▶ #83 OSMOND NICHOLAS

WR, 6-3, 210, Fr.-RS,
 Oceanside, Calif. (Oceanside HS)

■ 2010: Did not play in the team's opener with Nicholls.

■ NICHOLAS' CAREER STATISTICS

Career Statistics	Receiving				
	G	No.	Yds.	TD	Avg.
2010	0	0	0	0	0.0



▶ #38 ABEL PEREZ

PK, 6-1, 225, Jr.-TR,
 Chula Vista, Calif. (Castle Park HS/Southwestern JC)

■ 2010: SDSU's starting place-kicker against Nicholls and also handled kick-offs ... Made 2-of-3 field-goal attempts, hitting his first as an Aztec from 44 yards out and later adding a 27-yard effort ... Averaged 68.6 yards on his kick-offs including one touchback.

■ A. PEREZ'S CAREER STATISTICS

Career Stats	FGM-A	Pct.	01-19	20-29	30-39	40-49	50-99	Lg.	Blk.
2010	2-3	.667	0-0	1-1	0-0	1-2	0-0	44	0

Career/2010 Highs: Field Goals: 2 vs. Nicholls (9/4/10); Long Field Goal: 44 vs. Nicholls (9/4/10).



▶ #15 JOSE PEREZ

DB, 6-1, 180, Sr.-2L,
 Oceanside, Calif. (Oceanside HS)

■ 2010: Starter at cornerback against Nicholls, recording a team game-high two tackles for a loss and contributing four overall stops in the win.

■ J. PEREZ'S CAREER STATISTICS

Career Statistics	G	UA-AT-TT	TFL-Yds.	Sacks	Int.	PBU	FF	FR
2008	10	7-9-16	1.0-1	0-0	2-9	2	0	0
2009	12	20-7-27	0-0	0-0	0-0	3	0	0
2010	1	3-1-4	2.0-5	0-0	0-0	0	0	0

Totals 23 30-17-47 3.0-6 0-0 2-9 5 0 0
Career Highs: Tackles: 5, three times; TFL: 2.0 vs. Nicholls (9/4/10); INT: 1 vs. Utah (11/15/08), at Idaho (9/27/08); PBU: 1, five times.
2010 Highs: Tackles: 4 vs. Nicholls (9/4/10); TFL: 2.0 vs. Nicholls (9/4/10).

■ J. PEREZ 2010 GAME-BY-GAME

	G	UA-AT-TT	TFL-Yds.	Sacks	Int.	PBU	FF	FR
NICHOLLS (9/4/10)*	1	3-1-4	2.0-5	0-0	0-0	0	0	0

* = Game started

▶ #22 ANDREW PRESTON



LB, 6-1, 210, Sr.-3L,
 Centennial, Colo. (Arapahoe HS)
 ■ 2010: Team tri-captain ... Made his first career start - 21st overall - at the Aztec position against Nicholls and ended up with two solo tackles.

■ PRESTON'S CAREER STATISTICS

Career Statistics	G	UA-AT-TT	TFL-Yds.	Sacks	Int.	PBU	FF	FR
2007	11	40-32-72	7.0-23	1.0-7	0-0	0	0	0
2008	12	48-34-82	3.5-12	1.0-9	0-0	1	1	0
2009	12	29-17-46	4.0-19	1.0-10	0-0	3	0	0
2010	1	2-0-2	0-0	0-0	0-0	0	0	0
Totals	36	119-83-202	14.5-54	3.0-26	0-0	4	1	0

Career Highs: Tackles: 18 vs. Air Force (10/11/08); TFL: 2.0 at SJSU (9/13/08), at UNLV (11/10/07); Sacks: 1.0 at SJSU (9/13/08), vs. PSU (9/22/07); PBU: 1, four times; FF: 1 vs. UNLV (11/22/08).

2010 Highs: Tackles: 2 vs. Nicholls (9/4/10).

■ PRESTON 2010 GAME-BY-GAME

	G	UA-AT-TT	TFL-Yds.	Sacks	Int.	PBU	FF	FR
NICHOLLS (9/4/10)*	1	2-0-2	0-0	0-0	0-0	0	0	0

* = Game started

▶ #1 DEMARCO SAMPSON



WR, 6-2, 205, Sr.-3L,
 Chula Vista, Calif. (Castle Park HS)
 ■ 2010: Second career 100-yard receiving game against Nicholls, catching seven passes for 179 yards and a pair of touchdowns ... His 71-yard TD reception is a career long catch Two or more TDs in a single outing for the fourth time in his career ... Is third nationally in receiving yards per game and tied for 24th in receptions as of Sept. 4.

■ SAMPSON'S CAREER STATISTICS

Career Statistics	Receiving				
	G	No.	Yds.	TD	Avg.
2005	12	6	60	1	10.0
2008	11	11	111	0	10.1
2009	12	62	851	8	13.7
2010	1	7	179	2	25.6
Totals	36	86	1,201	11	14.0

Career Highs: Receptions: 15 at CSU (10/24/09); Receiving Yards: 257 at CSU (10/24/09); Receiving TDs: 3 at CSU (10/24/09); Long Reception: 71 vs. Nicholls (9/4/10).

2010 Highs: Receptions: 7 vs. Nicholls (9/4/10); Receiving Yards: 179 vs. Nicholls (9/4/10); Receiving TDs: 2 vs. Nicholls (9/4/10); Long Reception: 71 vs. Nicholls (9/4/10).

■ SAMPSON 2010 GAME-BY-GAME

	Receiving			
	No.	Yds.	TD	Avg.
NICHOLLS (9/4/10)*	7	179	3	25.6

* = Game started



▶ #18 DOMINIQUE SANDIFER

WR, 6-0, 190, So.-1L,
 Gardena, Calif. (Beverly Hills HS)
 ■ 2010: One of three starting wideouts for the Aztecs against Nicholls, making a pair of catches for 40 yards, including a long of 29 yards.

■ SANDIFER'S CAREER STATISTICS

Career Statistics	Receiving				
	G	No.	Yds.	TD	Avg.
2009	10	26	298	2	11.5
2010	1	2	40	0	20.0
Totals	11	28	338	2	12.1

Career Highs: Receptions: 7 at Utah (11/21/09); Receiving Yards: 74 at Utah (11/21/09); Receiving TDs: 1 at Utah (11/21/09), at CSU (10/24/09); Long Reception: 33 at CSU (10/24/09).

2010 Highs: Receptions: 2 vs. Nicholls (9/4/10); Receiving Yards: 40 vs. Nicholls (9/4/10); Long Reception: 29 vs. Nicholls (9/4/10).

■ SANDIFER 2010 GAME-BY-GAME

	Receiving			
	No.	Yds.	TD	Avg.
NICHOLLS (9/4/10)*	4	39	0	9.8

* = Game started

▶ #33 COLIN SHUMATE



LB, 6-2, 220, So.-SQ,
 Las Vegas, Nev. (Las Vegas HS)
 ■ 2010: Played in his first game in the Red & Black vs. Nicholls, posting three tackles.

■ SHUMATE'S CAREER STATISTICS

Career Statistics	G	UA-AT-TT	TFL-Yds.	Sacks	Int.	PBU	FF	FR
2010	1	3-0-3	0-0	0-0	0-0	0	0	0

Career/2010 Highs: Tackles: 3 vs. Nicholls (9/4/10).

▶ #55 NEIL SPENCER



DL, 6-2, 280, Jr.-1L,
 Las Vegas, Nev. (Cimmaron-Memorial HS)
 ■ 2010: Logged his first playing time since the 2007 campaign, coming in as a reserve in the opener and recording two stops and a tackle for a loss of four yards.

■ SPENCER'S CAREER STATISTICS

Career Statistics	G	UA-AT-TT	TFL-Yds.	Sacks	Int.	PBU	FF	FR
2007	12	15-13-28	0.5-0	0-0	0-0	0	0	0
2010	1	2-0-2	1.0-4	0-0	0-0	0	0	0
Totals	13	17-13-30	1.5-4	0-0	0-0	0	0	0

Career Highs: Tackles: 5 at UNLV (11/10/07); TFL: 0.5 vs. UNM (11/3/07).
2010 Highs: Tackles: 3 vs. Nicholls (9/4/10); TFL: 1.0 vs. Nicholls (9/4/10).

▶ #14 BRIAN STAHOVICH



P, 6-0, 190, Jr.-2L,
 Solana Beach, Calif. (Cathedral Catholic HS)
 ■ 2010: Had to punt just once in the first game of the year vs. Nicholls, booming his 26th career kick of 50 or more yards with a 56-yard effort.

■ STAHOVICH'S CAREER STATISTICS

Career Statistics	G	No.	Yds.	Avg.	Long	TB	FC	I20	Blk.
2008	12	71	2,807	39.5	65	6	19	14	1

2009	12	61	2,674	43.8	67	7	15	13	1
2010	1	1	65	65.0	65	0	0	0	0
Totals	25	133	5,546	41.7	67	13	34	27	2

Career Highs: Punts: 10 at TCU (10/4/08); Yards: 412 at San Jose State (9/13/08); Avg.: 52.5 (6-for-315) at Air Force (9/26/09); Long: 67 at Utah (11/21/09).

2010 Highs: Punts: 1 vs. Nicholls (9/4/10); Yards: 65 vs. Nicholls (9/4/10); Avg.: 65 (1-for-65) vs. Nicholls (9/4/10); Long: 65 vs. Nicholls (9/4/10).



► **#41 KHALID STEVENS**

DB, 5-11, 195, So.-SQ
Pacific Palisades, Calif. (Palisades HS)

■ **2010:** Was a reserve against Nicholls, but did not log any stats.

■ **STEVENS' CAREER STATISTICS**

Career Statistics	G	UA-AT-TT	TFL-Yds.	Sacks	Int.	PBU	FF	FR
2010	1	0-0-0	0-0	0-0	0-0	0	0	0



► **#23 BRANDON SULLIVAN**

RB, 5-11, 215, Sr.-3L,
Poway, Calif. (Poway HS)

■ **2010:** Had two carries for 14 yards with a long of nine yards in the first game of the year vs. Nicholls.

■ **SULLIVAN'S CAREER STATISTICS**

Career Statistics	Rushing					Receiving			
	G	Att.	Yds.	TD	Avg.	No.	Yds.	TD	Avg.
2007	11	58	220	2	3.8	18	119	0	6.6
2008	8	48	185	1	3.9	21	205	2	9.8
2009	10	154	558	4	3.6	16	117	0	7.3
2010	1	2	14	0	7.0	0	0	0	0.0
Totals	30	262	977	7	3.7	55	441	2	8.0

Career Highs: Carries: 24 vs. UNM (10/31/09), vs. S. Utah (9/12/09); Rushing Yards: 111 vs. S. Utah (9/12/09); Rushing TD: 2 vs. Wyoming (11/14/09); Long Rush: 28 vs. Wyoming (11/14/09); Receptions: 9 vs. Cal Poly (8/30/08); Receiving Yards: 68 at UNLV (11/10/07); Long Reception: 45 vs. Idaho (9/27/08); Long Kickoff Return: 17 vs. WSU (9/8/07).

2010 Highs: Carries: 2 vs. Nicholls (9/4/10); Rushing Yards: 14 vs. Nicholls (9/4/10); Long Rush: 9 vs. Nicholls (9/4/10).

■ **SULLIVAN GAME-BY-GAME**

NICHOLLS (9/4/10)	Rushing				Receiving			
	Att.	Yds.	TD	Avg.	No.	Yds.	TD	Avg.
	2	14	0	7.0	0	0	0	0.0

* = Game started



► **#47 JACOB TAUANUU**

DL, 6-1, 240, Sr.-1L,
San Diego, Calif. (Helix HS/UAB)

■ **2010:** Had a pair of pass break-ups, matching his previous career total, as a reserve against Nicholls.

■ **TAUANUU'S CAREER STATISTICS**

Career Statistics	G	UA-AT-TT	TFL-Yds.	Sacks	Int.	PBU	FF	FR
2009	12	17-6-23	5.0-16	2.0-13	0-0	2	1	0
2010	1	0-0-0	0-0	0-0	0-0	2	0	0
Totals	13	17-6-23	5.0-16	2.0-13	0-0	4	1	0

Career Highs: Tackles: 6 at Air Force (9/26/09); TFL: 2.0 vs. S. Utah (9/12/09), at UCLA (9/5/09); PBU: 1 at Air Force (9/26/09), at UCLA (9/5/09); FF: 1 vs. S. Utah (9/12/09).

2010 Highs: PBU: 2 vs. Nicholls (9/4/10).



► **#7 ALSTON UMUOLO**

TE, 6-4, 255, Sr.-3L,
Phoenix, Ariz. (Centennial HS)

■ **2010:** Is up for the John Mackey Award, presented annually to the nation's top tight end ... Was a starter in the first game of the year with Nicholls, recording a catch for four yards.

■ **UMUOLO'S CAREER STATISTICS**

Career Statistics	Receiving				
	G	No.	Yds.	TD	Avg.
2007	11	6	67	1	11.2
2008	10	14	110	0	7.9
2009	12	22	243	3	11.0
2010	1	1	4	0	4.0
Totals	34	43	424	4	9.9

Career Highs: Receptions: 8 vs. UNLV (11/22/08); Receiving Yards: 74 vs. UNLV (11/22/07); Receiving TDs: 1, four times; Long Reception: 60 at CSU (10/24/09).

2010 Highs: Receptions: 1 vs. Nicholls (9/4/10); Receiving Yards: 4 vs. Nicholls (9/4/10); Long Reception: 4 vs. Nicholls (9/4/10).

■ **UMUOLO 2010 GAME-BY-GAME**

NICHOLLS (9/4/10)*	Receiving			
	No.	Yds.	TD	Avg.
	1	4	0	4.0

* = Game started



► **#12 JOSH WADE**

DB, 6-0, 180, So.-1L,
San Diego, Calif. (Pt. Loma HS)

■ **2010:** Back-up at cornerback against Nicholls, finishing with a solo tackle.

■ **WADE'S CAREER STATISTICS**

Career Statistics	G	UA-AT-TT	TFL-Yds.	Sacks	Int.	PBU	FF	FR
2009	12	8-1-9	0-0	0-0	0-0	1	0	0
2010	1	1-0-1	0-0	0-0	0-0	0	0	0
Totals	13	9-1-10	0-0	0-0	0-0	1	0	0

Career Highs: Tackles: 3 vs. BYU (10/17/09); PBU: 1 vs. New Mexico (10/31/09).

2010 Highs: Tackles: 1 vs. Nicholls (9/4/10).



► **#90 B.J. WILLIAMS**

DE, 6-3, 250, Sr.-3L,
Aurora, Colo. (Eaglecrest HS)

■ **2010:** Started his 30th career outing at defensive end vs. Nicholls, tallying two stops.

■ **WILLIAMS' CAREER STATISTICS**

Career Statistics	G	UA-AT-TT	TFL-Yds.	Sacks	Int.	PBU	FF	FR
2007	12	20-25-45	3.0-13	1.5-17	0-0	1	0	0
2008	11	36-38-74	10.5-31	3.5-19	0-0	0	0	2-10
2009	12	20-12-32	4.5-18	2.5-15	0-0	0	0	1-0
2010	1	1-1-2	0-0	0-0	0-0	0	0	0
Totals	36	77-76-153	18.0-62	7.5-51	0-0	1	0	3-10

Career Highs: Tackles: 11 at BYU (11/8/08); TFL: at BYU (11/8/08); Sack: 1.0 at BYU (11/8/08), TCU (10/4/08), at SJSU (9/13/08), at UNLV (11/10/07); PBU: 1 vs. PSU (9/22/07); FR: 1 at UCLA (9/5/09), at BYU (11/8/08), vs. Air Force (10/11/08).

2010 Highs: Tackles: 2 vs. Nicholls (9/4/10).

■ WILLIAMS 2010 GAME-BY-GAME

	G	UA-AT-TT	TFL-Yds.	Sacks	Int.	PBU	FF	FR
NICHOLLS (9/4/10)*	1	1-1-2	0-0	0-0	0-0	0	0	0

* = Game started



▶ #52 MARCUS YARBROUGH

LB, 6-2, 230, Sr.-3L,
San Diego, Calif. (Eastlake HS)

■ 2010: Started at middle linebacker, tying for the team lead with five tackles, highlighted by his first career sack for a loss of four yards.

■ YARBROUGH'S CAREER STATISTICS

Career Statistics	G	UA-AT-TT	TFL-Yds.	Sacks	Int.	PBU	FF	FR
2007	11	4-5-9	0-0	0-0	0-0	0	0	0
2008	10	17-11-28	0-0	0-0	0-0	0	0	0
2009	12	25-16-41	3.0-12	0-0	0-0	1	0	0
2010	1	5-0-5	1.0-4	1.0-4	0-0	0	0	0
Totals	34	51-32-83	4.0-16	1.0-4	0-0	1	0	0

Career Highs: Tackles: 10 at Utah (11/21/09); TFL: 2.0 vs. UNM (10/31/09); Sacks: 1.0 vs. Nicholls (9/4/10); PBU: 1 at UCLA (9/5/09).

2010 Highs: Tackles: 5 vs. Nicholls (9/4/10); TFL: 1.0 vs. Nicholls (9/4/10); Sacks: 1.0 vs. Nicholls (9/4/10).

■ YARBROUGH 2010 GAME-BY-GAME

	G	UA-AT-TT	TFL-Yds.	Sacks	Int.	PBU	FF	FR
NICHOLLS (9/4/10)*	1	5-0-5	1.0-4	1.0-4	0-0	0	0	0

* = Game started



▶ #40 CHAD YOUNG

FB, 6-2, 230, Fr.-RS,
La Verne, Calif. (Glendora HS)

■ 2010: Logged his first minutes as an Aztec, but did not have any carries.

■ YOUNG'S CAREER STATISTICS

Career Statistics	Rushing					Receiving			
	G	Att.	Yds.	TD	Avg.	No.	Yds.	TD	Avg.
2010	1	0	0	0	0.0	0	0	0	0.0

SDSU DEPTH CHART at NEW MEXICO STATE**OFFENSE****LEFT TACKLE (LT)**

- 60 **Tommie Draheim**, 6-4, 300, Jr.*
 66 Riley Gauld, 6-5, 300, Jr.-TR

LEFT GUARD (LG)

- 71 Alec Johnson, 6-3, 295, So.-SQ
 74 **Mike Matamua**, 6-4, 300, Jr.*
 65 Japheth Gordon, 6-3, 285, Fr.-RS
 75 Leo Grassilli, 6-3, 290, Jr.-SQ

CENTER (C)

- 50 **Trask Iosefa**, 6-0, 300, Sr.***
 71 Alec Johnson, 6-3, 295, So.-SQ

RIGHT GUARD (RG)

- 68 **Nik Embernate**, 6-4, 305, So.*
 51 Jimmy Miller, 6-3, 290, So.-SQ
 70 Juan Roman, 6-3, 280, Fr.-RS
 53 Emillio Rivera, 6-4, 305, Jr.**

RIGHT TACKLE (RT)

- 79 Kurtis Gunther, 6-8, 290, Jr.*
 73 Kellen Farr, 6-7, 300, Jr.*

WIDE RECEIVER (X)

- 80 **Vincent Brown**, 6-0, 195, Sr.***
 83 Osmond Nicholas, 6-3, 210, Fr.-RS
 41 Marcus Russell, 5-11, 190, Jr.-TR
 86 Ezell Ruffin, 6-1, 190, Fr.-HS

TIGHT END (Y)

- 7 **Alston Umuolo**, 6-4, 255, Sr.***
 88 Gavin Escobar, 6-6, 245, Fr.-RS
 85 D.J. Shields, 6-4, 240, So.*
 10 Josh O'Brien, 6-4, 230, Sr.-SQ

WIDE RECEIVER (Z)

- 1 **DeMarco Sampson**, 6-2, 205, Sr.**
 18 Dominique Sandifer, 6-0, 190, So.*
 17 Doug Deakin, 6-0, 185, Sr.*
 84 Dylan Denso, 6-2, 205, Fr.-RS

RUNNING BACK (RB)

- 30 Davon Brown, 5-9, 190, Sr.***
 13 Ronnie Hillman, 5-10, 185, Fr.-HS
 34 Walter Kazee, 5-9, 180, So.*

FULLBACK (FB)

- 23 **Brandon Sullivan**, 5-11, 215, Sr.***
 40 Chad Young, 5-11, 240, Fr.-RS

QUARTERBACK (QB)

- 14 **Ryan Lindley**, 6-4, 220, Jr.**
 12 Jake Bernards, 6-5, 210, Fr.-RS
 16 Ryne Clark, 6-2, 205, Fr.-RS

DEFENSE**DEFENSIVE END (DE)**

- 99 **Ernie Lawson**, 6-3, 275, Sr.***
 49 J.J. Autele, 6-1, 250, Jr.*
 59 Jordan Thomas, 6-1, 240, Fr.-HS
 48 Eron Moses, 6-4, 250, Jr.-SQ

DEFENSIVE TACKLE (DT)

- 94 Jerome Long, 6-5, 280, Jr.**
 55 Neil Spencer, 6-2, 280, Jr.*
 91 Frederick Trujillo, 6-1, 225, So.-SQ
 97 Dontrell Onuahu, 6-2, 285, Fr.-HS

DEFENSIVE END (DE)

- 90 **B.J. Williams**, 6-3, 250, Sr.***
 47 **Jacob Tauanuu**, 6-1, 260, Sr.*
 93 Larry Gibbs, 6-0, 245, Jr.-SQ
 95 Perry Jackson, 6-2, 245, Jr.-TR

LINEBACKER (LB)

- 31 Logan Ketchum, 6-3, 220, Jr.*
 33 Colin Shumate, 6-2, 220, So.-SQ
 36 Nick Tenhaeff, 6-2, 210, Fr.-RS
 43 Ross Williams, 6-3, 210, So.-SQ

MIDDLE LINEBACKER (MLB)

- 52 Marcus Yarbrough, 6-2, 230, Sr.***
 44 Rob Andrews, 6-2, 220, So.*
 56 Jake Fely, 5-10, 205, Fr.-HS
 46 Jacob Driver, 6-2, 205, Fr.-RS
 50 Chris Gordert, 6-0, 230, So.-SQ

LINEBACKER (LB)

- 9 **Miles Burris**, 6-3, 235, Jr.**
 54 Demetrius Barksdale, 6-3, 210, Jr.*
 37 Vaness Harris, LB, 6-2, 245, Fr.-RS

CORNERBACK (CB)

- 2 **Leon McFadden**, 5-10, 180, So.*
 4 Romeo Horn, 6-0, 185, Jr.**
 35 King Holder, 5-10, 170, Fr.-HS
 7 Derek Mack, 5-7, 160, So.-SQ

WARRIOR (WAR)

- 3 Darryn Lewis, 5-9, 165, Sr.**
 20 Nat Berhe, 5-10, 185, Fr.-RS
 5 **Dey Juan Hemmings**, 5-11, 210, Sr.***
 6 Gabe Lemon, 5-10, 190, Fr.-RS

AZTEC

- 22 Andrew Preston, 6-1, 210, Sr.***
 41 Khalid Stevens, 5-11, 195, So.-SQ
 39 Rene Siluano, 5-10, 190, Fr.-HS

WARRIOR (WAR)

- 11 **Brandon Davis**, 6-2, 190, Jr.**
 26 Marcus Andrews, 6-0, 190, Fr.-RS
 24 Colin Lockett, 6-0, 185, Fr.-RS

CORNERBACK (CB)

- 15 **Jose Perez**, 6-1, 180, Sr.**
 12 Josh Wade, 6-0, 180, So.*
 29 Larry Parker, 5-11, 170, Jr.*
 21 Mahbu Keels, 6-1, 170, Fr.-HS

SPECIALISTS**PUNTER**

- 14 **Brian Stahovich**, 6-0, 190, Jr.**

PLACEKICKER

- 38 Abel Perez, 6-1, 225, Jr.-TR
 29 Bryan Shields, 6-1, 195, Sr.-SQ

KICKOFFS

- 38 Abel Perez, 6-1, 225, Jr.-TR
 29 Bryan Shields, 6-1, 195, Sr.-SQ

HOLDER

- 17 Doug Deakin, 6-0, 185, Sr.*
 14 Brian Stahovich, 6-0, 190, Jr.**
 10 Josh O'Brien, 6-4, 230, Sr.-SQ

LONG SNAPPER

- 58 **Aaron Brewer**, 6-5, 215, Jr.**
 55 Neil Spencer, 6-2, 280, Jr.*
 50 Trask Iosefa, 6-0, 300, Sr.***

KICKOFF RETURNS

- 30 Davon Brown, 5-9, 190, Sr.*** **AND**
 11 Brandon Davis, 6-2, 190, Jr.**

PUNT RETURNS

- 29 Larry Parker, 5-11, 170, Jr.*
 2 Leon McFadden, 5-10, 180, So.*

* - Denotes number of letters earned through the 2009 season. Injured players are listed in italics and at the bottom of the depth chart. **Players in red are returning starters.** Underline players are newcomers or freshmen that redshirted last season.

INJURED - OUT FOR EXTENDED TIME

- 2 Preston King, 5-10, 170, So.*
 34 J.J. Whitaker, 5-10, 175, Fr.-HS (rt. knee)
 72 Tom Rische, 6-4, 305, Sr.-SQ (lt. knee)

CAPTAINS

- 17 Doug Deakin, 6-0, 185, Sr.*
 99 Ernie Lawson, 6-3, 275, Sr.***
 22 Andrew Preston, 6-1, 210, Sr.***

GAME 1

Sept. 4 • Qualcomm Stadium (25,290)

vs. Nicholls

SAN DIEGO – The San Diego State football team put on a dominating performance on both sides of the ball, blanking first-time opponent Nicholls State, 47-0, for its first win in a season-opener in six years. The Aztecs outgained the Colonels, 531-171, posted their first shutout since 2003, and logged their largest margin of victory in 14 years in front of 25,290 fans at Qualcomm Stadium.

Despite the rout, SDSU took awhile to get started with both teams attempting to shake off the first-game jitters. The Aztecs' first two drives of the evening resulted in a missed 42-yard field goal and then a fumble on their own 19-yard line. Luckily, the visitors were unable to capitalize on that mistake, as the SDSU defense stepped up with consecutive sacks followed by another tackle for loss that made Nicholls attempt a 40-yard field goal, which it also missed.

The Aztecs used the run game to find the end zone for the first time in 2010, as the team utilized five consecutive draw plays, capped by a six-yard TD rush by senior Davon Brown, to get on the scoreboard for the first time, 7-0.

After Nicholls turned the ball over on downs at the SDSU 29-yard line, the home team wasted little time in doubling its lead as quarterback Ryan Lindley found DeMarco Sampson down the sideline for a quick 71-yard touchdown.

The Aztecs took advantage of good field position for its final tally of the first half, as Lindley completed passes of 14, 20 and finally 18 yards to Sampson for the 21-0 lead.

Little changed for either side coming out of the locker room. After its only punt of the game, San Diego State scored on each its final five possessions, posting a pair of field goals and three touchdowns by three different running backs to ring up 47 points, its highest offensive output since a 52-point outburst in 2007.

Nicholls had just one legitimate scoring chance in the second half, getting to first and goal from the Aztec five-yard line on its first drive of the third quarter. The SDSU defense, however, again turned the Colonels away, dropping them for a two-yard loss on first down, holding them to no gain on second down and forcing an incomplete pass on third down. The visitors attempted a short 24-yard field goal, but that too was turned back when Aztec linebacker Logan Ketchum blocked the kick.

Defensively, SDSU held an opponent to under 200 yards of total offense for first time since 2004, and to less than 100 yards in both categories for the first time since 1998. Overall, the defense had 12 tackles for loss, including three sacks, and did not let Nicholls past its own 43-yard line on its final five possessions of the game.

Offensively, the Aztecs sported a very balanced attack with 218 rushing yards and 313 passing yards. Lindley was 17-for-26 for 303 yards, no interceptions and the two touchdowns, which both went to Sampson, who had seven receptions for 179 yards. SDSU's Walter Kazee (74 yards), Ronnie Hillman (65 yards) and Davon Brown (65 yards) all rushed for over 65 yards apiece and all scored at least one TD.

	1	2	3	4	Total
Nicholls	0	0	0	0	- 0
San Diego State	0	20	10	17	- 47

- SD – D. Brown 6-yd run (A. Perez kick) – 9 plays, 77 yards, 4:30 (11:31, 2nd)
- SD – Sampson 71-yd pass from Lindley (kick failed) – 1 plays, 71 yards, 0:09 (5:46, 2nd)
- SD – Sampson 18-yd pass from Lindley (A. Perez kick) – 6 plays, 54 yards, 2:19 (1:48, 2nd)
- SD – D. Brown 21-yd run (A. Perez kick) – 6 plays, 68 yards, 2:16 (7:00, 3rd)
- SD – A. Perez 44-yd FG – 7 plays, 48 yards, 2:44 (2:13, 3rd)
- SD – A. Perez 27-yd FG – 10 plays, 48 yards, 4:38 (10:00, 4th)
- SD – Kazee 46-yd run (A. Perez kick) – 2 plays, 47 yards, 0:51 (8:05, 4th)
- SD – Hillman 6-yd run (B. Shields kick) – 5 plays, 21 yards, 2:37 (2:29, 4th)

INDIVIDUAL STATS

Rushing (Atts.-Yards-TDs): NICH: Caston 17-49; Turner 10-45; Johnson 2-17; Moore 1-2; Warren 1-(-4); Madu 1-(-7); Klann 5-(-14). SDSU: Kazee 6-74-1; Hillman 15-65-1; D. Brown 11-65-2; Sullivan 2-14.

Passing (Att.-Comp.-Int., Yards, TDs): NICH: Caston 25-12-0, 83, 0; Klann 1-0-0, 0, 0; SDSU: Lindley 26-17-0, 303, 2.; Bernards 1-1-0, 10, 0.

Receiving (No.-Yards-TDs): NICH: Turner 3-28; Blair 3-20; Warren 2-13; Johnson 2-(-3); Allen 1-16; Nichols 1-9. SDSU: Sampson 7-179-2; V. Brown 5-39; Sandifer 2-40; Escobar 1-27; D. Brown 1-14; O'Brien 1-10; Umuolo 1-4.

TEAM STATS	NICH	SDSU
First Downs	12	23
Rushes-Yards	37-88	34-218
Passing Yards	83	313
C-A-I	12-26-0	18-27-0
Total Offense	171	531
Fumbles-Lost	3-1	1-1
Penalties-Yards	8-62	5-54
Possession Time	32:55	27:05
Turnovers	1	1
Average Field Pos.	NICH 29	SDSU 33

2010 SAN DIEGO STATE STATISTICS

Date	Opponent	Score	Att.
Sep 04, 2010	NICHOLLS STATE	W 47-0	25290

Rushing	gp	att	gain	loss	net	avg	td	lg	avg/g
KAZEE, Walter	1	6	74	0	74	12.3	1	46	74.0
BROWN, Davon	1	11	66	1	65	5.9	2	21	65.0
HILLMAN, Ronnie	1	15	72	7	65	4.3	1	18	65.0
SULLIVAN, Brand	1	2	14	0	14	7.0	0	9	14.0
Total	1	34	226	8	218	6.4	4	46	218.0
Opponents	1	37	141	53	88	2.4	0	26	88.0

Passing	gp	effic	comp-att-int	pct	yds	td	lg	avg/g
LINDLEY, Ryan	1	188.66	17-26-0	65.4	303	2	71	303.0
BERNARDS, Jake	1	184.00	1-1-0	100.0	10	0	10	10.0
Total	1	188.49	18-27-0	66.7	313	2	71	313.0
Opponents	1	72.97	12-26-0	46.2	83	0	16	83.0

Receiving	gp	no.	yds	avg	td	lg	avg/g
SAMPSON, DeMarc	1	7	179	25.6	2	71	179.0
BROWN, Vincent	1	5	39	7.8	0	12	39.0
SANDIFER, Domin	1	2	40	20.0	0	29	40.0
ESCOBAR, Gavin	1	1	27	27.0	0	27	27.0
BROWN, Davon	1	1	14	14.0	0	14	14.0
O'BRIEN, Josh	1	1	10	10.0	0	10	10.0
UMUOLO, Alston	1	1	4	4.0	0	4	4.0
Total	1	18	313	17.4	2	71	313.0
Opponents	1	12	83	6.9	0	16	83.0

Field Goals	fg	pct.	01-19	20-29	30-39	40-49	50-99	lg	blk
PEREZ, Abel	2-3	66.7	0-0	1-1	0-0	1-2	0-0	44	0

Scoring	td	fg	PAT				dxp	saf	pts
			kick	rush	rcv	pass			
SAMPSON, DeMarc	2	-	-	-	-	-	-	12	
BROWN, Davon	2	-	-	-	-	-	-	12	
PEREZ, Abel	-	2-3	4-5	-	-	-	-	10	
KAZEE, Walter	1	-	-	-	-	-	-	6	
HILLMAN, Ronnie	1	-	-	-	-	-	-	6	
SHIELDS, Bryan	-	-	1-1	-	-	-	-	1	
Total	6	2-3	5-6	-	-	-	-	47	
Opponents	-	0-2	-	-	-	-	-	0	

Score by Quarters	1st	2nd	3rd	4th	OT	Total
San Diego State	0	20	10	17	0	47
Opponents	0	0	0	0	0	0

Record:	Overall	Home	Away	Neutral
All games	1-0	1-0	0-0	0-0
Conference	0-0	0-0	0-0	0-0
Non-Conference	1-0	1-0	0-0	0-0

Team Statistics	SDSU	OPP
FIRST DOWNS	23	12
Rushing	10	5
Passing	12	5
Penalty	1	2
RUSHING YARDAGE	218	88
Rushing Attempts	34	37
Average Per Rush	6.4	2.4
Average Per Game	218.0	88.0
TDs Rushing	4	0
PASSING YARDAGE	313	83
Comp-Att-Int	18-27-0	12-26-0
Average Per Pass	11.6	3.2
Average Per Catch	17.4	6.9
Average Per Game	313.0	83.0
TDs Passing	2	0
TOTAL OFFENSE	531	171
Average Per Play	8.7	2.7
Average Per Game	531.0	171.0
KICK RETURNS: #-Yards	1-9	8-160
PUNT RETURNS: #-Yards	5-47	1-32
INT RETURNS: #-Yards	0-0	0-0
FUMBLES-LOST	1-1	3-1
PENALTIES-Yards	5-54	8-62
PUNTS-AVG	1-56.0	7-42.1
TIME OF POSSESSION/Game	27:05	32:55
3RD-DOWN Conversions	6/10	3/15
4TH-DOWN Conversions	0/0	0/1

Interceptions	no.	yds	avg	td	lg

Punting	no.	yds	avg	lg	tb	fc	i20	50+	blk
STAHOVICH, Bria	1	56	56.0	56	0	0	0	1	0

Punt Returns	no.	yds	avg	td	lg
MCFADDEN, Leon	3	33	11.0	0	23
PARKER, Larry	2	14	7.0	0	14
Total	5	47	9.4	0	23
Opponents	1	32	32.0	0	32

Kick Returns	no.	yds	avg	td	lg
BROWN, Davon	1	9	9.0	0	9
Total	1	9	9.0	0	9
Opponents	8	160	20.0	0	26

All Purpose	g	rush	rcv	pr	kr	ir	total	avg/g
SAMPSON, DeM	1	0	179	0	0	0	179	179.0
BROWN, Davon	1	65	14	0	9	0	88	88.0
KAZEE, Walter	1	74	0	0	0	0	74	74.0
HILLMAN, Ronni	1	65	0	0	0	0	65	65.0
SANDIFER, Dom	1	0	40	0	0	0	40	40.0
Total	1	218	313	47	9	0	587	587.0
Opponents	1	88	83	32	160	0	363	363.0

Total Offense	g	plays	rush	pass	total	avg/g
LINDLEY, Ryan	1	26	0	303	303	303.0
KAZEE, Walter	1	6	74	0	74	74.0
HILLMAN, Ronnie	1	15	65	0	65	65.0
BROWN, Davon	1	11	65	0	65	65.0
SULLIVAN, Brand	1	2	14	0	14	14.0
Total	1	61	218	313	531	531.0
Opponents	1	63	88	83	171	171.0

#	Defensive Leaders	gp	Tackles				tfl/yds	Sacks no-yds	Pass defense			Fumbles		blkd	
			ua	a	tot				int-yds	brup	qbh	rcv-yds	ff	kick	saf
52	YARBROUGH, Marc	1	5	.	5	1.0-4	1.0-4
36	TENHAEFF, Nick	1	4	1	5	1.5-6	1.0-4
9	BURRIS, Miles	1	3	1	4	1.0-7
31	KETCHUM, Logan	1	4	.	4	.	.	.	1	1	.
3	LEWIS, Darryn	1	3	1	4	1.0-2
	Total	1	49	10	59	12-46	3-17	.	6	.	1-0	2	1	.	.
	Opponents	1	44	8	52	4-8	0-0	.	3	.	1-0	1	.	.	.

2010 TEAM STATISTICS

Team Statistics	SDSU	OPP
SCORING	47	0
Points Per Game	47.0	0.0
FIRST DOWNS	23	12
Rushing	10	5
Passing	12	5
Penalty	1	2
RUSHING YARDAGE	218	88
Yards gained rushing	226	141
Yards lost rushing	8	53
Rushing Attempts	34	37
Average Per Rush	6.4	2.4
Average Per Game	218.0	88.0
TDs Rushing	4	0
PASSING YARDAGE	313	83
Comp-Att-Int	18-27-0	12-26-0
Average Per Pass	11.6	3.2
Average Per Catch	17.4	6.9
Average Per Game	313.0	83.0
TDs Passing	2	0
TOTAL OFFENSE	531	171
Total Plays	61	63
Average Per Play	8.7	2.7
Average Per Game	531.0	171.0
KICK RETURNS: #-Yards	1-9	8-160
PUNT RETURNS: #-Yards	5-47	1-32
INT RETURNS: #-Yards	0-0	0-0
KICK RETURN AVERAGE	9.0	20.0
PUNT RETURN AVERAGE	9.4	32.0
INT RETURN AVERAGE	0.0	0.0
FUMBLES-LOST	1-1	3-1
PENALTIES-Yards	5-54	8-62
Average Per Game	54.0	62.0
PUNTS-Yards	1-56	7-295
Average Per Punt	56.0	42.1
Net punt average	24.0	35.4
TIME OF POSSESSION/Game	27:05	32:55
3RD-DOWN Conversions	6/10	3/15
3rd-Down Pct	60%	20%
4TH-DOWN Conversions	0/0	0/1
4th-Down Pct	0%	0%
SACKS BY-Yards	3-17	0-0
MISC YARDS	25	0
TOUCHDOWNS SCORED	6	0
FIELD GOALS-ATTEMPTS	2-3	0-2
ON-SIDE KICKS	0-0	0-0
RED-ZONE SCORES	(4-4) 100%	(0-2) 0%
RED-ZONE TOUCHDOWNS	(3-4) 75%	(0-2) 0%
PAT-ATTEMPTS	(5-6) 83%	(0-0) 0%
ATTENDANCE	25290	0
Games/Avg Per Game	1/25290	0/0
Neutral Site Games		0/0

Score by Quarters	1st	2nd	3rd	4th	OT	Total
San Diego State	0	20	10	17	0	47
Opponents	0	0	0	0	0	0

2010 INDIVIDUAL STATISTICS

Rushing	gp	att	gain	loss	net	avg	td	lg	avg/g
KAZEE, Walter	1	6	74	0	74	12.3	1	46	74.0
HILLMAN, Ronnie	1	15	72	7	65	4.3	1	18	65.0
BROWN, Davon	1	11	66	1	65	5.9	2	21	65.0
SULLIVAN, Brand	1	2	14	0	14	7.0	0	9	14.0
Total	1	34	226	8	218	6.4	4	46	218.0
Opponents	1	37	141	53	88	2.4	0	26	88.0

Passing	gp	effic	comp-att-int	pct	yds	td	lg	avg/g
LINDLEY, Ryan	1	188.66	17-26-0	65.4	303	2	71	303.0
BERNARDS, Jake	1	184.00	1-1-0	100.0	10	0	10	10.0
Total	1	188.49	18-27-0	66.7	313	2	71	313.0
Opponents	1	72.97	12-26-0	46.2	83	0	16	83.0

Receiving	gp	no.	yds	avg	td	lg	avg/g
SAMPSON, DeMarc	1	7	179	25.6	2	71	179.0
BROWN, Vincent	1	5	39	7.8	0	12	39.0
SANDIFER, Domin	1	2	40	20.0	0	29	40.0
ESCOBAR, Gavin	1	1	27	27.0	0	27	27.0
BROWN, Davon	1	1	14	14.0	0	14	14.0
O'BRIEN, Josh	1	1	10	10.0	0	10	10.0
UMUOLO, Alston	1	1	4	4.0	0	4	4.0
Total	1	18	313	17.4	2	71	313.0
Opponents	1	12	83	6.9	0	16	83.0

Punt Returns	no.	yds	avg	td	lg
MCFADDEN, Leon	3	33	11.0	0	23
PARKER, Larry	2	14	7.0	0	14
Total	5	47	9.4	0	23
Opponents	1	32	32.0	0	32

Interceptions	no.	yds	avg	td	lg
Total	0	0	0.0	0	0
Opponents	0	0	0.0	0	0

Kick Returns	no.	yds	avg	td	lg
BROWN, Davon	1	9	9.0	0	9
Total	1	9	9.0	0	9
Opponents	8	160	20.0	0	26

Fumble Returns	no.	yds	avg	td	lg
Total	0	0	0.0	0	0
Opponents	0	0	0.0	0	0

2010 INDIVIDUAL STATISTICS

Scoring	td	fg	PAT				dxp	saf	pts
			kick	rush	rcv	pass			
SAMPSON, DeMarc	2	-	-	-	-	-	-	12	
BROWN, Davon	2	-	-	-	-	-	-	12	
PEREZ, Abel	-	2-3	4-5	-	-	-	-	10	
KAZEE, Walter	1	-	-	-	-	-	-	6	
HILLMAN, Ronnie	1	-	-	-	-	-	-	6	
SHIELDS, Bryan	-	-	1-1	-	-	-	-	1	
Total	6	2-3	5-6	-	-	-	-	47	
Opponents	-	0-2	-	-	-	-	-	0	

Total Offense	g	plays	rush	pass	total	avg/g
LINDLEY, Ryan	1	26	0	303	303	303.0
KAZEE, Walter	1	6	74	0	74	74.0
HILLMAN, Ronnie	1	15	65	0	65	65.0
BROWN, Davon	1	11	65	0	65	65.0
SULLIVAN, Brand	1	2	14	0	14	14.0
BERNARDS, Jake	1	1	0	10	10	10.0
Total	1	61	218	313	531	531.0
Opponents	1	63	88	83	171	171.0

Field Goals	fg	pct.	01-19	20-29	30-39	40-49	50-99	lg	blk
PEREZ, Abel	2-3	66.7	0-0	1-1	0-0	1-2	0-0	44	0

Punting	no.	yds	avg	lg	tb	fc	i20	50+	blk
STAHOVICH, Bria	1	56	56.0	56	0	0	0	1	0
Total	1	56	56.0	56	0	0	0	1	0
Opponents	7	295	42.1	50	0	0	1	1	0

FG Sequence	San Diego State	Opponents
Nicholls State	42,(44),(27)	40,24

Kickoffs	no.	yds	avg	tb	ob	retn	net	ydln
PEREZ, Abel	9	617	68.6	1	0			
Total	9	617	68.6	1	0	20.0	48.6	21
Opponents	1	64	64.0	0	0	9.0	55.0	15

Numbers in (parentheses) indicate field goal was made.

2010 INDIVIDUAL STATISTICS

All Purpose	g	rush	rcv	pr	kr	ir	total	avg/g
SAMPSON, De	1	0	179	0	0	0	179	179.0
BROWN, Davon	1	65	14	0	9	0	88	88.0
KAZEE, Walter	1	74	0	0	0	0	74	74.0
HILLMAN, Ronni	1	65	0	0	0	0	65	65.0
SANDIFER, Do	1	0	40	0	0	0	40	40.0
BROWN, Vincen	1	0	39	0	0	0	39	39.0
MCFADDEN, Le	1	0	0	33	0	0	33	33.0
ESCOBAR, Gavi	1	0	27	0	0	0	27	27.0
SULLIVAN, Bran	1	14	0	0	0	0	14	14.0
PARKER, Larry	1	0	0	14	0	0	14	14.0
O'BRIEN, Josh	1	0	10	0	0	0	10	10.0
UMUOLO, Alsto	1	0	4	0	0	0	4	4.0
Total	1	218	313	47	9	0	587	587.0
Opponents	1	88	83	32	160	0	363	363.0

2010 DEFENSIVE STATISTICS

#	Defensive Leaders	gp	Tackles			tfl/yds	Sacks no-yds	Pass defense			Fumbles		blkd	
			ua	a	tot			int-yds	brup	qbh	rcv-yds	ff	kick	saf
36	TENHAEFF, Nick	1	4	1	5	1.5-6	1.0-4	
52	YARBROUGH, Marc	1	5	.	5	1.0-4	1.0-4	
9	BURRIS, Miles	1	3	1	4	1.0-7	
3	LEWIS, Darryn	1	3	1	4	1.0-2	
31	KETCHUM, Logan	1	4	.	4	.	.	.	1	.	.	1	.	
15	PEREZ, Jose	1	3	1	4	2.0-5	
44	ANDREWS, Rob	1	2	1	3	
33	SHUMATE, Colin	1	3	.	3	
26	ANDREWS, Marcus	1	2	.	2	.	.	.	1	
90	WILLIAMS, B.J.	1	1	1	2	
94	LONG, Jerome	1	2	.	2	1.0-1	
6	LEMON, Gabe	1	2	.	2	
9A	PARKER, Larry	1	2	.	2	1.0-4	.	.	1	.	.	1	.	
56	FELY, Jake	1	1	1	2	1.5-10	1.0-9	
55	SPENCER, Neil	1	2	.	2	1.0-4	
22	PRESTON, Andrew	1	2	.	2	
2	MCFADDEN, Leon	1	.	2	2	
54	BARKSDALE, Deme	1	2	.	2	.	.	.	1	.	1-0	.	.	
11	DAVIS, Brandon	1	.	1	1	
91	TRUJILLO, Frede	1	1	.	1	1.0-3	1	.	
20	BERHE, Nat	1	1	.	1	
39	SILUANO, Rene	1	1	.	1	
4	HORN, Romeo	1	1	.	1	
2A	WADE, Josh	1	1	.	1	
59	THOMAS, Jordan	1	1	.	1	
47	TAUANUU, Jacob	1	2	
	Total	1	49	10	59	12-46	3-17	.	6	.	1-0	2	1	
	Opponents	1	44	8	52	4-8	0-0	.	3	.	1-0	1	.	

RED ZONE STATISTICS

San Diego State Inside Opponent Red-Zone

Date	Opponent	Score	Times In RZ	Times Scored	Total Pts	TDs	Rush TDs	Pass TDs	FGs Made	Failed to score inside RZ					
										FGA	Down	Int	Fumb	Half	Game
Sep 04, 2010	NICHOLLS STATE	W 47-0	4	4	24	3	2	1	1	0	0	0	0	0	0
Totals			4	4	24	3	2	1	1	0	0	0	0	0	0

4 of 4 (100.0%)

Opponents Inside San Diego State Red-Zone

Date	Opponent	Score	Times In RZ	Times Scored	Total Pts	TDs	Rush TDs	Pass TDs	FGs Made	Failed to score inside RZ					
										FGA	Down	Int	Fumb	Half	Game
Sep 04, 2010	NICHOLLS STATE	W 47-0	2	0	0	0	0	0	0	2	0	0	0	0	0
Totals			2	0	0	0	0	0	0	2	0	0	0	0	0

0 of 2 (0.0%)

2010 SAN DIEGO STATE GAME-BY-GAME

Date	Opponent	Rushing				Receiving				Passing				Kick Returns				Punt Returns				tot off
		no.	yds	td	lg	no.	yds	td	lg	cmp-att-int	yds	td	lg	no.	yds	td	lg	no.	yds	td	lg	
Sep 04	NICHOLLS STATE	34	218	4	46	18	313	2	71	18-27-0	313	2	71	1	9	0	9	5	47	0	23	531
Opponents		37	88	0	26	12	83	0	16	12-26-0	83	0	16	8	160	0	26	1	32	0	32	171

Games played: 1
 Avg per rush: 6.4
 Avg per catch: 17.4
 Pass efficiency: 188.49
 Kick ret avg: 9.0
 Punt ret avg: 9.4
 All purpose avg/game: 587.0
 Total offense avg/gm: 531.0

Date	Opponent	Tackles				Sacks	Fumble		Pass Defense			Blkd	PAT Attempts			saf	pts
		ua	a	total	tfl-yds	no-yds	ff	fr-yds	int-yds	qbh	brup	kick	kick	rush	rcv		
Sep 04	NICHOLLS STATE	49	10	59	12.0-46	3.0-17	2	1-0	0-0	0	6	1	5-6	0	0	0	47
Opponents		44	8	52	4.0-8	0.0-0	1	1-0	0-0	0	3	0	0-0	0	0	0	0

Date	Opponent	Punting							Field Goals			Kickoffs						
		no.	yds	avg	long	blkd	tb	fc	50+	i20	md-att	long	blkd	no.	yds	avg	tb	ob
Sep 04	NICHOLLS STATE	1	56	56.0	56	0	0	0	1	0	2-3	44	0	9	617	68.6	1	0
Opponents		7	295	42.1	50	0	0	0	1	1	0-2	0	1	1	64	64.0	0	0

2010 OPPONENT GAME-BY-GAME

Date	Opponent	Rushing				Receiving				Passing				Kick Returns				Punt Returns				tot off
		no.	yds	td	lg	no.	yds	td	lg	cmp-att-int	yds	td	lg	no.	yds	td	lg	no.	yds	td	lg	
Sep 04	NICHOLLS STATE	37	88	0	26	12	83	0	16	12-26-0	83	0	16	8	160	0	26	1	32	0	32	171
San Diego State		34	218	4	46	18	313	2	71	18-27-0	313	2	71	1	9	0	9	5	47	0	23	531

Games played: 1
 Avg per rush: 2.4
 Avg per catch: 6.9
 Pass efficiency: 72.97
 Kick ret avg: 20.0
 Punt ret avg: 32.0
 All purpose avg/game: 363.0
 Total offense avg/gm: 171.0

Date	Opponent	Tackles				Sacks	Fumble		Pass Defense			Blkd kick	PAT Attempts			saf	pts		
		ua	a	total	tfl-yds		no-yds	ff	fr-yds	int-yds	qbh		brup	kick	rush			rcv	
Sep 04	NICHOLLS STATE	44	8	52	4.0-8	0.0-0	1	1-0	0-0	0	3	0	0-0	0	0	0	0	0	0
San Diego State		49	10	59	12.0-46	3.0-17	2	1-0	0-0	0	6	1	5-6	0	0	0	0	0	47

Date	Opponent	Punting					Field Goals					Kickoffs						
		no.	yds	avg	long	blkd	tb	fc	50+	i20	md-att	long	blkd	no.	yds	avg	tb	ob
Sep 04	NICHOLLS STATE	7	295	42.1	50	0	0	0	1	1	0-2	0	1	1	64	64.0	0	0
San Diego State		1	56	56.0	56	0	0	0	1	0	2-3	44	0	9	617	68.6	1	0

2010 SAN DIEGO STATE PARTICIPATION

##	PLAYER	GP-GS	NICH
26	ANDREWS, Marcus	1/-	XXX
44	ANDREWS, Rob	1/-	XXX
49	AUTELE, J.J.	1/-	XXX
54	BARKSDALE, Deme	1/-	XXX
20	BERHE, Nat	1/-	XXX
12	BERNARDS, Jake	1/-	XXX
58	BREWER, Aaron	1/-	XXX
30	BROWN, Davon	1/1	START
80	BROWN, Vincent	1/1	START
9	BURRIS, Miles	1/1	START
11	DAVIS, Brandon	1/1	START
17	DEAKIN, Doug	1/-	XXX
84	DENSO, Dylan	1/-	XXX
60	DRAHEIM, Tommie	1/1	START
46	DRIVER, Jacob	1/-	XXX
68	EMBERNATE, Nik	1/1	START
88	ESCOBAR, Gavin	1/-	XXX
73	FARR, Kellen	1/-	XXX
56	FELY, Jake	1/-	XXX
93	GIBBS, Larry	1/-	XXX
65	GORDON, Japheth	1/-	XXX
75	GRASSILLI, Leo	1/-	XXX
79	GUNTHER, Kurtis	1/1	START
5	HEMMINGS, Dey J	1/-	XXX
13	HILLMAN, Ronnie	1/-	XXX
4	HORN, Romeo	1/-	XXX
50	IOSEFA, Trask	1/1	START
71	JOHNSON, Alec	1/1	START
34	KAZEE, Walter	1/-	XXX
31	KETCHUM, Logan	1/1	START
99	LAWSON, Ernie	1/1	START
6	LEMON, Gabe	1/-	XXX
3	LEWIS, Darryn	1/1	START
14	LINDLEY, Ryan	1/1	START
24	LOCKETT, Colin	1/-	XXX
94	LONG, Jerome	1/1	START
74	MATAMUA, Mike	1/-	XXX
2	MCFADDEN, Leon	1/1	START
51	MILLER, Jimmy	1/-	XXX
10	O'BRIEN, Josh	1/-	XXX
9A	PARKER, Larry	1/-	XXX
38	PEREZ, Abel	1/-	XXX
15	PEREZ, Jose	1/1	START
22	PRESTON, Andrew	1/1	START
70	ROMAN, Juan	1/-	XXX
1	SAMPSON, DeMarc	1/1	START
18	SANDIFER, Domin	1/1	START
29	SHIELDS, Bryan	1/-	XXX
85	SHIELDS, D.J.	1/-	XXX
33	SHUMATE, Colin	1/-	XXX
39	SILUANO, Rene	1/-	XXX
55	SPENCER, Neil	1/-	XXX
4A	STACHOVICH, Bria	1/-	XXX
41	STEVENS, Khalid	1/-	XXX
23	SULLIVAN, Brand	1/-	XXX
47	TAUANUU, Jacob	1/-	XXX
36	TENHAEFF, Nick	1/-	XXX
59	THOMAS, Jordan	1/-	XXX
91	TRUJILLO, Frede	1/-	XXX
7	UMUOLO, Alston	1/1	START
2A	WADE, Josh	1/-	XXX
90	WILLIAMS, B.J.	1/1	START
3B	WILLIAMS, Ross	1/-	XXX
52	YARBROUGH, Marc	1/1	START
40	YOUNG, Chad	1/-	XXX

2010 GAME-BY-GAME STARTERS

OFFENSIVE STARTERS

Position	Nicholls St.	NMSU	Mizzou	Utah State	BYU	Air Force	New Mexico	Wyoming	Colorado St.	TCU	Utah	UNLV
LT	Draheim											
LG	Johnson											
C	Iosefa											
RG	Embermate											
RT	Gunther											
TE	Umuolo											
WR	V. Brown											
WR	Sampson											
WR	Sandifer											
RB	D. Brown											
QB	Lindley											

DEFENSIVE STARTERS

Position	Nicholls St.	NMSU	Mizzou	Utah State	BYU	Air Force	New Mexico	Wyoming	Colorado St.	TCU	Utah	UNLV
DE	Lawson											
DT	Long											
DE	Williams											
LB	Ketchum											
MLB	Yarbrough											
LB	Burris											
CB	McFadden											
WAR	Lewis											
AZTEC	Preston											
WAR	Davis											
CB	Perez											

SPECIALISTS STARTERS

Position	Nicholls St.	NMSU	Mizzou	Utah State	BYU	Air Force	New Mexico	Wyoming	Colorado St.	TCU	Utah	UNLV
KO	A. Perez											
PK	A. Perez											
Holder	Deakin											
Punter	Stahovich											
LS	Brewer											
KO Return	D. Brown											
	B. Davis											
PR	Parker											

MISCELLANEOUS

Game	Coin Toss	KO/Receive	1st Off. Play	1st Off. Poss.	1st Def. Poss.	Game Time	Game Length	Jersey	Pants	Result
Nicholls State	NSU won, rec.	Kickoff	Incomplete pass	Punt	Punt	5:06 PT	2:58	Black	Black	W, 47-0

RESULT OF SAN DIEGO STATE TURNOVERS

Opponent	Qtr.	Turnover (Player)	Defender	Led To	Pts.
Nicholls State	1	Fumble (Hillman)	Garrett (FF), James (FR)	Missed FG	0

STAHOVICH PUNT-BY-PUNT

Opponent	From	To	Yds	Return	Net	FP
Nicholls State	SD 18	NS 26	56	32	24	SD 42

RESULT OF OPPONENT TURNOVERS

Opponent	Qtr.	Turnover (Player)	Defender	Led To	Pts.
Nicholls State	1	Fumble (Klann)	Trujilo (FF), Barksdale (FR)	Touchdown	7

San Diego State's 1 turnover resulted in 0 opponent points
 Opponent's 1 turnover resulted in 7 San Diego State points

2010 MISCELLANEOUS STATISTICS

SAN DIEGO STATE SCORING DRIVES

Opponent	Qtr.	Score	Player	Play	Pl.	Yds.	TOP
Nicholls State	2	TD	Davon Brown	6-yard run	9	77	4:30
Nicholls State	2	TD	DeMarco Sampson	71-yard pass f/Lindley	1	71	0:09
Nicholls State	2	TD	DeMarco Sampson	18-yard pass f/Lindley	6	54	2:19
Nicholls State	3	TD	Davon Brown	21-yard run	6	68	2:16
Nicholls State	3	FG	Abel Perez	44-yard field goal	7	48	2:44
Nicholls State	4	FG	Abel Perez	27-yard field goal	10	48	4:38
Nicholls State	4	TD	Walter Kazee	46-yard run	2	47	0:51
Nicholls State	4	TD	Ronnie Hillman	6-yard run	5	21	2:37

OPPONENT SCORING DRIVES

Game	Qtr.	Score	Player	Play	Pl.	Yds.	TOP
none							

SAN DIEGO STATE BIG PLAYS (20+ YARDS)

Game	Player	Type	Down & Dis.	Yards
Nicholls State	DeMarco Sampson f/Lindley	Pass	1-10	*71
Nicholls State	Walter Kazee	Run	2-9	*46
Nicholls State	DeMarco Sampson f/Lindley	Pass	1-10	31
Nicholls State	Dominque Sandifer f/Lindley	Pass	3-6	29
Nicholls State	Gavin Escobar f/Lindley	Pass	2-11	27
Nicholls State	Davon Brown	Run	1-10	*21
Nicholls State	DeMarco Sampson f/Lindley	Pass	1-10	20

OPPONENT BIG PLAYS (20+ YARDS)

Game	Player	Type	Down & Dis.	Yards
Nicholls State	LaQuint Caston	Run	2-17	26

SAN DIEGO STATE POSSESSIONS

Game	Poss.	TD	FG	MFG	Punt	TO	Clock	Downs	3&Out*	PPP
Nicholls State	12	6	2	1	1	1	1	0	1	3.92

OPPONENT POSSESSIONS

Game	Poss.	TD	FG	MFG	Punt	TO	Clock	Downs	3&Out*	PPP
Nicholls State	12	0	0	2	7	1	1	1	2	0.00

DRIVE/PLAY COMPARISON

Category	San Diego State	Opponent
Touchdown Drive of 1:00 or Less	2	0
Touchdown Drives of 2:00 or Less	2	0
Touchdown Drives of 3:00 or Less	5	0
Touchdown Drives of 1 Play	1	0
Touchdown Drives of 3 Plays or Less	2	0
Touchdown Drives of 5 Plays or Less	3	0
Touchdown Plays of 50 or More Yards	1	0
Touchdown Plays of 20 or More Yards	3	0
Offensive Plays of 50 or More Yards	1	0
Offensive Plays of 35 or More Yards	2	0
Offensive Plays of 20 or More Yards	7	1

LAST TIME IT HAPPENED

TEAM

San Diego State

Opponent

Scored, 60 or More PointsNov. 3, 1990, vs. Utah (66)
 Scored, 50 or More PointsSept. 22, 2007 vs. Portland State (52)
 Scored, 40 or More PointsSept. 4, 2010, vs. Nicholls State (47)

Total Offense, 600 Yards or MoreSept. 27, 2008, vs. Idaho (603)
 Total Offense, 500 Yards or MoreSept. 4, 2010, vs. Nicholls State (531)
 Total Offense, 400 Yards or MoreSept. 4, 2010, vs. Nicholls State (531)
 Total Offense, 85 or More PlaysDec. 3, 2005, at Hawai'i (88)
 Total Offense, 75 or More PlaysNov. 28, 2009, at UNLV* (76)

30 or More First DownsDec. 3, 2005, at Hawai'i (31)
 25 or More First DownsOct. 24, 2009, at Colorado State (25)

Rushing, 400 Yards or MoreNov. 14, 1991, vs. Pacific (430)
 Rushing, 300 Yards or MoreOct. 6, 2001, vs. Eastern Illinois (356)
 Rushing, 70 or More AttemptsNov. 17, 1979, vs. Texas-El Paso (71)
 Rushing, 60 or More AttemptsNov. 15, 1980, at Texas-El Paso (67)
 Rushing, 50 or More AttemptsOct. 1, 2005, vs. Brigham Young (55)
 Rushing, 7 or More TouchdownsSept. 14, 1991, vs. Pacific (7)
 Rushing, 6 or More TouchdownsOct. 5, 1991, at Hawai'i (6)
 Rushing, 5 or More TouchdownsOct. 19, 1996, at New Mexico (5)
 Rushing, 4 or More TouchdownsOct. 1, 2005, vs. Brigham Young (4)

Passing, 500 Yards or MoreDec. 7, 2002, at Hawai'i (507)
 Passing, 400 Yards or MoreOct. 24, 2009, at Colorado State* (459)
 Passing, 300 Yards or MoreNov. 28, 2009, at UNLV* (341)
 Passing, 50 or More AttemptsNov. 22, 2008, vs. UNLV* (50)
 Passing, 40 or More AttemptsNov. 28, 2009, at UNLV* (45)
 Passing, 30 or More AttemptsNov. 28, 2009, at UNLV* (45)
 Passing, 30 or More CompletionsNov. 22, 2008, vs. UNLV* (35)
 Passing, 25 or More CompletionsNov. 28, 2009, at UNLV* (25)
 Passing, 20 or More CompletionsOct. 31, 2009, vs. New Mexico* (22)
 Passing, 6 or More TouchdownsOct. 24, 2009, at Colorado State* (6)
 Passing, 5 or More TouchdownsOct. 24, 2009, at Colorado State* (6)

Shut OutSept. 4, 2010, vs. Nicholls State (W, 47-0)
 Shut Out Through 3 QuartersSept. 4, 2010, vs. Nicholls State (W, 47-0)
 Shut Out Through HalftimeSept. 4, 2010, vs. Nicholls State (W, 47-0)
 Shut Out Through 1 QuarterSept. 4, 2010, vs. Nicholls State (W, 47-0)

Recorded a SafetyOct. 31, 2009, vs. New Mexico (W, 23-20)
 Allowed No Offensive TouchdownsSept. 4, 2010, vs. Nicholls State (W, 47-0)

Allowed 200 Yards or Less Total OffenseSept. 4, 2010, vs. Nicholls State (171)
 Allowed 100 Yards or Less Total OffenseSept. 19, 1970, at North Texas State (59)

Allowed 50 Yards or Less RushingNov. 22, 2008, vs. UNLV* (33)
 Allowed 100 Yards or Less RushingSept. 4, 2010, vs. Nicholls State (88)
 Allowed 100 Yards or Less PassingSept. 4, 2010, vs. Nicholls State (83)

Allowed 10 First Downs or FewerSept. 9, 2003, at No. 2/2 Ohio State (10)

Did Not Commit a TurnoverOct. 24, 2009, at Colorado State* (0)
 Recorded 6 or More TurnoversSept. 13, 2003, at Texas-El Paso (6)
 Recorded 5 or More TurnoversSept. 13, 2003, at Texas-El Paso (6)
 Intercepted 5 or More PassesNov. 17, 2001, vs. Wyoming (6)
 Intercepted 4 or More PassesAug. 31, 2006, vs. Texas-El Paso (4)
 Intercepted 3 or More PassesSept. 12, 2009, vs. Southern Utah (3)
 Recovered 4 FumblesSept. 27, 2003, at UCLA (4)
 Recovered 3 FumblesDec. 3, 2005, at Hawai'i (3)

Scored a Defensive TouchdownNov. 28, 2009, at UNLV
 Recorded 10 or More Tackles For LossSept. 4, 2010, vs. Nicholls State (12.0)
 Recorded 5 or More SacksOct. 16, 2004, vs. Colorado State (6)
 No PenaltiesNov. 3, 1973, at San Jose State (0)
 Time of Possession, 35 plus minutesOct. 24, 2009, at Colorado State (35:18)

Nov. 24, 2007, vs. TCU* (694)
 Nov. 7, 2009, vs. No. 6/6 TCU* (551)

Nov. 15, 2008, vs. No.8/7 Utah* (30)
 Nov. 7, 2009, vs. No. 6/6 TCU* (28)

Oct. 11, 2008, vs. Air Force* (401)
 Nov. 7, 2009, No. 6/6 TCU* (312)

Nov. 16, 1996, at UNLV* (503)
 Sept. 22, 2007, vs. Portland State (445)

Nov. 18, 2006, at TCU* (L, 0-52)
 Nov. 21, 2009, at No. 23/23 Utah* (L, 7-38)
 Nov. 21, 2009, at No. 23/23 Utah* (L, 7-38)
 Sept. 4, 2010, vs. Nicholls State (W, 47-0)

Aug. 30, 2008, vs. Cal Poly (L, 27-29)
 Sept. 13, 2008, at San Jose State (L, 10-35)

Oct. 11, 2008, vs. Air Force* (165)
 Oct. 4, 2008, at TCU*(85)

Nov. 21, 2009, at No. 23/23 Utah* (55)
 Oct. 4, 2008, at TCU* (98)

Oct. 4, 2008, at TCU* (4)

INDIVIDUAL

Rushing, 300 Yards or More300, by Marshall Faulk vs. Hawai'i, W - 52-28, Nov. 14, 1992
 Rushing, 200 Yards or More218, by Lynell Hamilton vs. Wyoming, W - 25-20, Oct. 25, 2003
 Rushing, 150 Yards or More177, by Atiyah Henderson vs. Colorado State, L - 34-38, Oct. 25, 2008
 Rushing, 100 Yards or More106, by Walter Kazee at UNLV, L - 24-28, Nov. 28, 2009
 Rushing, 40 Times or More40, by Lynell Hamilton vs. Wyoming, W - 25-20, Oct. 25, 2003
 Rushing, 35 Times or More40, by Lynell Hamilton vs. Wyoming, W - 25-20, Oct. 25, 2003
 Rushing, 30 Times or More30, by Lynell Hamilton vs. Brigham Young, W - 31-10, Oct. 1, 2005
 Rushing, 25 Times Or More25, by Atiyah Henderson vs. Colorado State, L - 34-38, Oct. 25, 2008
 Rushing, 4 Touchdowns or More4, by Larry Ned vs. Wyoming, W - 38-16, Nov. 17, 2001
 Rushing, 3 Touchdowns or More3, by Kevin O'Connell at Colorado State, W - 24-20, Oct. 6, 2007

LAST TIME IT HAPPENED

Rushing, 2 Touchdowns or More2, Davon Brown vs. Nicholls State, W - 47-0, Sept. 4, 2010
 Had a run of 80 yards or more92, by Chris Hardy vs. Texas-El Paso, W 34-6, Nov. 16, 1985
 Had a run of 70 yards or more72, by Atiyah Henderson vs. Colorado State, L - 34-38, Oct. 25, 2008
 Had a run of 60 yards or more61, by Walter Kazee at UNLV, L - 24-28, Nov. 28, 2009
 Had a run of 50 yards or more61, by Walter Kazee at UNLV, L - 24-28, Nov. 28, 2009

Passing, 500 Yards or More506, Adam Hall at Idaho, L, 38-48, Sept. 21, 2002
 Passing, 400 Yards or More459, Ryan Lindley at Colorado State, W - 42-28, Oct. 24, 2009
 Passing, 300 Yards or More303, Ryan Lindley vs. Nicholls State, W - 47-0, Sept. 4, 2010
 Attempted 50 or more passes50, Ryan Lindley vs. UNLV, W - 42-21, Nov. 22, 2008
 Attempted 40 or more passes45, Ryan Lindley at UNLV, L - 24-28, Nov. 28, 2009
 Attempted 30 or more passes45, Ryan Lindley at UNLV, L - 24-28, Nov. 28, 2009
 Completed 40 or more passes40, Todd Santos vs. Stanford, L 40-44, Oct. 17, 1987
 Completed 35 or more passes35, Ryan Lindley vs. UNLV, W - 42-21, Nov. 22, 2008
 Completed 30 or more passes35, Ryan Lindley vs. UNLV, W - 42-21, Nov. 22, 2008
 Threw six touchdown passes6, Ryan Lindley at Colorado State, W - 42-28, Oct. 24, 2009
 Threw five touchdown passes6, Ryan Lindley at Colorado State, W - 42-28, Oct. 24, 2009
 Threw four touchdown passes6, Ryan Lindley at Colorado State, W - 42-28, Oct. 24, 2009
 Threw three touchdown passes3, Ryan Lindley vs. New Mexico, W - 23-20, Oct. 31, 2009
 Completed a pass of 80 yards or more97, Chaz Schilens from Kevin O'Connell vs. TCU, L - 33-45, Nov. 24, 2007
 Completed a pass of 70 yards or more71, DeMarco Sampson from Ryan Lindley vs. Nicholls State, W 47-0, Sept. 4, 2010
 Completed a pass of 60 yards or more71, DeMarco Sampson from Ryan Lindley vs. Nicholls State, W 47-0, Sept. 4, 2010
 Completed a pass of 50 yards or more71, DeMarco Sampson from Ryan Lindley vs. Nicholls State, W 47-0, Sept. 4, 2010

RECEIVING

Caught 15 or more passes15, DeMarco Sampson at Colorado State, W - 42-28, Oct. 24, 2009
 Caught 10 or more passes15, DeMarco Sampson at Colorado State, W - 42-28, Oct. 24, 2009
 Had 200 or more yards receiving257, DeMarco Sampson at Colorado State, W - 42-28, Oct. 24, 2009
 Had 150 or more yards receiving179, DeMarco Sampson vs. Nicholls State, W 47-0, Sept. 4, 2010
 Had 100 or more yards receiving179, DeMarco Sampson vs. Nicholls State, W 47-0, Sept. 4, 2010
 Had two 100-yard receivers183, Vincent Brown and 109, Mekell Wesley vs. Idaho, W - 45-17, Sept. 27, 2008
 Caught three or more TDs3, DeMarco Sampson at Colorado State, W - 42-28, Oct. 24, 2009
 Caught two or more TDs2, DeMarco Sampson vs. Nicholls State, W 47-0, Sept. 4, 2010

TOTAL OFFENSE

Had 500 or more yards total offense506, Adam Hall, at Idaho, Sept. 21, 2002
 Had 400 or more yards total offense450, Ryan Lindley at Colorado State, W - 42-28, Oct. 24, 2009
 Had 100 yards both passing and rushing229 (passing), 101 (rushing), Kevin O'Connell at Brigham Young, L, 16-49, Nov. 6, 2004

SCORING

Accounted for four or more TDs6, Ryan Lindley at Colorado State, W - 42-28, Oct. 24, 2009
 Accounted for three or more TDs6, Ryan Lindley at Colorado State, W - 42-28, Oct. 24, 2009

RETURNS

Returned a fumble for a touchdown1, Dey Juan Hemmings vs. New Mexico State, W - 34-17, Oct. 3, 2009
 Returned an interception for a touchdown1, Luke Laolagi at UNLV, L - 24-28, Nov. 28, 2009
 Returned a kickoff for a touchdown93, Davion Mauldin vs. Colorado State, L - 34-38, Oct. 25, 2008
 Returned a punt for a touchdown87, Kyle Conerly vs. UNLV, W - 31-21, Oct. 26, 2002
 Returned a two-point conversionLeon McFadden vs. Southern Utah, W - 35-19, Sept. 12, 2009
 Returned a blocked punt for a touchdownFreddy Keiaho vs. New Mexico, L - 24-47, Oct. 22, 2005
 Returned a blocked field goal for a touchdownHas not happened since start of 2003 season

DEFENSE

Intercepted two or more passes2, Donny Baker vs. UTEP, L - 27-34, Aug. 31, 2006
 Recovered three or more fumblesNever
 Recovered two or more fumbles2, Kirk Morrison at New Mexico, Nov. 9, 2002
 Recorded 15 or more tackles21, Corey Boudreaux and 18, Andrew Preston, vs. Air Force, L - 10-35, Oct. 11, 2008
 Recorded 10 or more tackles10, Marcus Yarbrough at Utah, L - 7-38, Nov. 21, 2009
 Recorded two quarterback sacks in a game2, Jacob Tauanuu vs. Southern Utah, W - 35-19, Sept. 12, 2009
 Recorded three or more quarterback sacks in a game3, Heath Farwell vs. Nevada, W - 27-10, Sept. 25, 2004

SPECIAL TEAMS

Scored 15 or more points kicking16, Tommy Kirovski at Hawaii, L - 40-41, Dec. 7, 2002
 Scored 10 or more points kicking10, Abel Perez. Nicholls State, W 47-0, Sept. 4, 2010
 Kicked five or more field goalsNever
 Kicked four or more field goals4, J.C. Mejia vs. Wyoming, W - 25-20, Oct. 25, 2003
 Kicked two field goals of 50 or more yards51 and 50, Chris O'Brien vs. New Mexico, Nov. 17, 1984
 Kicked a 50-yard field goal50, Garrett Palmer at Arizona State, L - 13-34, Sept. 15, 2007
 Kicked a punt 70 or more yards75, Michael Hughes vs. Wyoming, W - 27-24, Nov. 3, 2007
 Kicked a punt 60 or more yards67, Brian Stahovich at Utah, L - 7-38, Nov. 21, 2009
 Punted nine or more times10, Brian Stahovich at TCU, L - 7-41, Oct. 4, 2008
 Totaled 100 or more kick return yards108, Davion Mauldin at UNLV, L - 24-28, Nov. 28, 2009
 Totaled 100 or more punt return yards107, Kyle Conerly vs. UNLV, W, 31-21, Oct. 26, 2002
 Blocked a puntFreddy Dunkle vs. Colorado State, W - 17-6, Dec. 2, 2006
 Blocked a field goalLogan Ketchum vs. Nicholls State, W 47-0, Sept. 4, 2010
 Blocked a PATLeon McFadden vs. Southern Utah, W - 35-19, Sept. 12, 2009