

AZTEC BASKETBALL

Seven-Time Mountain West Champions | Back-To-Back MW Regular-Season Champions | 2011 NCAA Sweet 16

[--/rv] NC STATE (22-12) vs. [22/23] SAN DIEGO STATE (26-7)

March 16 | Nationwide Arena (19,500) | Columbus, Ohio | 12:40 p.m. ET



(6) SAN DIEGO STATE

Record: 26-7 (10-4 MW)
Head Coach: Steve Fisher
13th year at SDSU (258-159)

TOP PERFORMERS

Scoring Jamaal Franklin - 17.2
Rebounding Jamaal Franklin - 7.9
Assists Xavier Thames - 4.2



(11) NORTH CAROLINA STATE

Record: 22-12 (9-7 ACC)
Head Coach: Mark Gottfried
1st year at NCSU (124-45)

TOP PERFORMERS

Scoring CJ Leslie - 14.6
Rebounding Richard Howell - 9.3
Assists Lorenzo Brown - 6.4

THE NORTH CAROLINA STATE GAME

- San Diego State and North Carolina State are meeting for the first-time ever. In fact, SDSU head coach Steve Fisher has never faced the Wolfpack during his coaching career.
- The NCAA second round match-up is just the seventh time San Diego State will face an ACC opponent and first since it played at Duke in 2001.

- SDSU enters the NCAA Tournament with 2-1 record when owning a higher seed. Last season as a No. 2 seed, the Aztecs defeated 15th-seeded Northern Colorado and seventh-seeded Temple in Tucson, Ariz., before falling to third-seeded and eventual national champion Connecticut in the Sweet 16 in Anaheim, Calif.

San Diego State at the 2012 NCAA Basketball Championship

Date: Second Round - March 16, 2012 | Third Round - March 18, 2012

San Diego State Travel Plans: The Aztecs will depart for Columbus, Ohio, on Wednesday afternoon.

Interviews/Practice Schedule: San Diego State coach Steve Fisher and SDSU student-athletes, in the normal rotation, will be available for media interviews on Thursday at Nationwide Arena. Fisher and select student-athletes will attend the news conference, while other players will be available during that time in the locker room. This will be the only team availability prior to Friday afternoon's second round game.

Thursday Schedule (all times EDT)

11:20 a.m. NCSU Student-Athletes News Conference
11:35 a.m. NCSU Mark Gottfried News Conference
Noon NCSU Open Practice
12:50 p.m. SDSU Student-Athletes News Conference
1:05 p.m. SDSU Steve Fisher News Conference
1:30 p.m. SDSU Open Practice

Friday Schedule (all times EDT)

12:40 p.m. (11) NC State vs. (6) SDSU
3:10 p.m. (14) Belmont vs. (3) Georgetown
6:50 p.m. (9) Saint Louis vs. (8) Memphis
9:20 p.m. (16) LIU Brooklyn vs. (1) Michigan State

Media Headquarters: Hyatt Regency Columbus - 350 North High Street, Columbus, Ohio 43215. Phone: (614) 463-1234.

2011-12 SDSU BASKETBALL SCHEDULE

Date	Opponent (TV)	Time/Result
Nov. 11	#Bryant	W, 75-63
Nov. 12	#Southern Utah	W, 70-37
Nov. 13	#UC Davis	W, 89-74
Nov. 15	at [11/12] Baylor (ESPN)	L, 77-67
Nov. 17	USC (The Mtn., 4SD)	W, 56-54
Nov. 19	[rv/rv] Long Beach St. (4SD) ot-W	77-73
Nov. 23	at [23/23] Arizona (FS Ariz. Plus)	W, 61-57
Nov. 26	at UC Santa Barbara	ot-W, 76-75
Nov. 30	[rv/22] Creighton (The Mtn., 4SD)	L, 85-83
Dec. 4	[24/23] California (The Mtn., 4SD)	W, 64-63
Dec. 7	at San Diego (4SD)	W, 74-62
Dec. 19	UC Riverside (4SD)	W, 80-55
Dec. 22	Elon	W, 81-55
Dec. 30	Redlands	W, 94-43
Jan. 5	San Diego Christian	W, 83-52
Jan. 10	Chicago St. (4SD, The Mtn.)	W, 73-65
Jan. 14	*[12/12] UNLV (NBC SN)	W, 69-67
Jan. 18	*at [rv/rv] New Mexico (CBS SN, 4SD)	W, 75-70
Jan. 21	*Air Force (The Mtn., 4SD)	W, 57-44
Jan. 24	*at Wyoming (The Mtn., 4SD)	W, 52-42
Jan. 28	*at Colorado St. (NBC SN)	L, 77-60
Feb. 1	*Boise St. (CBS SN, 4SD)	W, 58-56
Feb. 4	*TCU (The Mtn., 4SD)	W, 83-73
Feb. 11	*at [14/16] UNLV (NBC SN)	L, 65-63
Feb. 15	*[rv/rv] New Mexico (CBS SN, 4SD)	L, 77-67
Feb. 18	*at Air Force (NBC SN)	L, 58-56
Feb. 22	*Wyoming (The Mtn., 4SD) ot-W	67-58
Feb. 25	*Colorado St. (The Mtn., 4SD)	W, 74-66
Feb. 29	*at Boise St. (The Mtn., 4SD)	W, 66-53
March 3	*at TCU (The Mtn., 4SD) ot-W	98-92
March 8	+vs. (8) Boise St. (The Mtn., 4SD)	W, 65-62
March 9	+vs. (4) Colorado St. (CBS SN, 4SD)	W, 79-89
March 10	+vs. (2) [rv/rv] UNM (NBC SN)	L, 68-59
March 16	vs. (11) [--/rv] NC State (truTV)	12:40 ET

- Basketball Travelers Classic; * - MW game; + - MW Championship (Las Vegas, Nev.); ^ - NCAA Tournament (Columbus, Ohio)

ON THE AIR

TELEVISION

■ **truTV**
Tim Brando (PxP), Mike Gminski (analysis), Otis Livingston (reporter)

RADIO

■ **KOGO 95.7 FM & AM 600**
Ted Leitner (PxP)

SAN DIEGO STATE AZTECS

No.	Name (Career G/GS)	Pos.	Ht.	Wt.	Cl.	PPG	RPG	Misc.	Note	◆ - Probable Starter
0	Alec Williams (43/4)	F	6-7	245	So.	4.0	2.1	79.2 FT	Made 15 straight free throws; Only two turnovers in his last seven games	
2	◆ Xavier Thames (61/33)	G	6-3	195	So.	10.3	3.2	4.2 app	Honorable mention all-MW; Made 68 of last 72 FTA; CH 22 pts. at UNM	
3	LaBradford Franklin (49/1)	G	6-2	175	So.	2.9	1.5	86.1 FT	Ast. in 20 of 21 gms.; 12+ mins. in 12 of 15 gms.; Made 21 of 22 FTA	
5	Garrett Green (120/34)	C	6-11	240	Sr.	6.1	4.7	58.8 FG	Transfer from LSU; 7 10+ scoring games; 9.0 ppg, 6.5 rpg last 2 games	
10	◆ Tim Shelton (108/47)	F	6-7	240	Sr.	5.3	4.7	1.6 app	Last 8 gms: 23-42 FG (.548); 6 charges at No. 23 Ariz.; 31 charges this yr.	
11	◆ James Rahon (99/52)	G	6-5	210	Jr.	8.8	2.7	31.6 mpg	5 gms. w/4+ 3FGM; 12 gms. w/10+ pts.; 22 pts. vs. UNLV; 14 vs. CSU	
21	◆ Jamaal Franklin (53/21)	G	6-5	195	So.	17.2	7.9	79.3 FT	DD 11 of last 17 games; 31 pts., CH 16 rebs. vs. CSU, 35 pts. at TCU	
22	◆ Chase Tapley (100/81)	G	6-3	195	Jr.	15.7	4.2	43.3 3FG	25 of last 27 gms. w/10+ pts.; 13 gms. w/3+ 3FGM; 25 pts. vs. UNM in MW finals	
23	DeShawn Stephens (33/3)	G	6-8	215	Jr.	5.2	5.0	60.2 FG	7.3 rpg last 4 gms.; Made 26 of last 44 FGA; 4 double-digit scoring gms.	
24	Ryan Staten (2/0)	G	6-1	175	Fr.	1.5	0.5	5 MP	Walk-on from Piedmont HS in Piedmont, Calif.; 2 GP (SD Christian, TCU)	
25	Narbeh Ebrahimian (8/0)	G	6-3	198	Jr.	0.9	1.3	59 MP	Walk-on from Glendale CC; CH 6 rebs. in CH 23 mins. vs. Redlands	
33	Jeremy Castleberry (5/0)	G	5-10	198	So.	1.0	0.2	14 MP	Walk-on from MLK HS in Riverside, Calif.; 3 pts. vs. Redlands	
40	Aaron Douglas (2/0)	G	6-1	190	Jr.	0.5	0.0	6 MP	Walk-on from Cuyamaca College in San Diego; 2 GP (SD Christian, TCU)	

Head Coach: Steve Fisher (Illinois State, 1967) • 442-241 (21st full season overall) • 258-159 (13th season at SDSU)

Associate Head Coach/Head Coach In Waiting: Brian Dutcher (Minnesota, 1982) **Assistant Coaches:** Mark Fisher (Michigan, 2001), Tony Bland (San Diego State, 2009)

Director of Operations: Matt Soria (San Diego State, 2002) **Director of Player Development:** David Velasquez (San Diego State, 2007) **Athletic Trainer:** Tom Abdenour (Wayne State, 1976) **Strength and Conditioning:** Randy Shelton (San Diego State, 2000)

#22/23 SDSU Aztecs

2011-12 Record: 26-7; 10-4 MW
 Back-to-Back MW Reg. Season Champs, 2011 NCAA Sweet 16

- The Aztecs have won at least 20 games in a school-record seven straight seasons and 25 or more in four consecutive seasons.
- San Diego State has advanced to postseason play each of the last seven seasons (2006 NCAA, 2007-09 NIT, 2010-12 NCAA).

- Trends:**
- SDSU is third nationally in winning percentage since the beginning of the 2010-11 season, trailing only Kansas and Ohio State.
 - SDSU has been nationally ranked the last 12 weeks and has been in both polls for 11 straight weeks.

Number	Name	Position	Height	Weight	Year	High School	PPG	RPG	APG	FG	3FG	FT	Notes
0	Alec Williams	Forward	6-7	245	Jr.-2L	San Juan Capistrano, Calif. (JSerra Catholic HS)	11-12: 4.0 MW: 2.0	2.1	0.2	44.8	27.8	79.2	Played in 21 games this season with his last action coming at Air Force (Feb. 18)... Made 20 of last 38 FGA (52.6 pct)... 6 pts. in 8 mins. vs. Boise State (2-1-12)... Has at least one rebound in 11 of last 12 games played... Had 3 straight games with 10+ pts. earlier this season... Made last 15 FTA... Made 1st career start in the season opener vs. Bryant (11-11-11).
2	Xavier Thames	Guard	6-3	1195	So.-TR	Sacramento, Calif. (Washington State)	11-12: 10.3 MW: 9.6	3.2	4.2	40.7	32.0	83.3	Team leader in ast... 6 or more ast. 10 times... Made 68 of last 72 FTs (94.4 pct)... 3 20+ scoring games and 13 10+ scoring gms. this season, including 4 of last 6 games w/10+ pts... Has 9 or more points in 7 of last 9 games... GW lay-up w/1.8 sec. left vs. USC... 11 pts., CH 11 ast. at USD... 3rd most assists by a sophomore Aztec (trails Tony Gwynn & Richie Williams).
3	LaBradford Franklin	Guard	6-2	175	So.-1L	Temecula, Calif. (Great Oak HS)	11-12: 2.9 MW: 2.3	1.5	1.7	39.7	20.0	86.1	Played in 32 of 33 games this season... Made 21 of last 22 FTA... 16 assists in last 7 gms... Has an assist in 21 of last 22 gms. and is averaging 5.4 assists per 40 mins... His last 21 gms.: 60 pts., 36 rebs., 42 asts... Avg. 2.0 ast. in his last 21 games... One TO or less in 13 of last 18 gms... Played 12 or more minutes in 12 of last 16 games... Made 5th 3FG of season vs. CSU... Scored in 4 of last 5 gms
5	Garrett Green	Forward	6-11	240	Sr.-TR	Woodland Hills, Calif. (LSU)	11-12: 6.1 MW: 4.7	4.7	0.6	58.8	1/4	50.0	One of three Aztecs to play in every game this season... Made 14 of last 19 FGA... Has 3 career double-doubles... 16 career 10+ scoring games... Played in 66 straight games... Started 17 gms. this season... Shot better than 50 pct. from the field in 13 of the last 19 gms. he has a FGA... Has 201 points on 136 field goal attempts this season... 18 pts., 13 rebs. in last two gms.
10	Tim Shelton	Forward	6-7	240	Sr.-3L	Fresno, Calif. (Clovis West HS)	11-12: 5.3 MW: 6.8	4.7	1.6	49.2	12.5	63.0	Started last 17 games... Scored 10 or more pts. in 4 of last 9 gms. (8.0 ppg)... Made 37 of last 65 FGA (56.9 pct)... Scored more pts. this yr. than either of his last 2... Taken 31 charges this yr... 5.2 rpg in last 17 gms... 33 asts. in last 19 gms... 49 asts., 30 TOs this yr... Took 6 charges, had 6 pts., 6 rebs. at No. 23/23 Arizona... 13 pts., 11 rebs. at AFA... A 5th-yr. senior who is in grad school.
11	James Rahon	Guard	6-5	210	Jr.-1L	San Diego, Calif. (Santa Clara)	11-12: 8.8 MW: 8.2	2.7	0.8	40.3	32.5	59.5	Has a 3FG in 19 of his last 24 games w/a 3FGA... Had scored in 35 straight gms prior to MWC touney final... One TO or less in 12 of last 13 games... Multiple 3FG eight times this season... 151 career 3FGM... 41 career 10+ scoring gms... SDSU is 8-0 this season when Rahon makes multiple 3s... Missed the first 3 games due to injured left foot... Returned and started at Baylor.
21	Jamaal Franklin	Guard	6-5	195	So.-1L	Hawthorne, Calif. (Westwind Prep International)	11-12: 17.2 MW: 19.5	7.9	1.5	43.4	31.8	79.3	1st in MW in scoring, 4th in rebs., 3x MW POW this season... 23.0 ppg, 10.3 rpg last 6 gms... Started his last 21 gms... Only guard in the nation to record a 30-15 game this season... 12 double-doubles this yr., including DD in 9 of last 14 gms... Double-figure scoring in 28 games this yr., including CH 20 straight... 160 rebounds in last 17 gms. (9.4 rpg)... GW shot vs. UNLV and Boise State.
22	Chase Tapley	Guard	6-3	195	Jr.-2L	Sacramento, Calif. (Sacramento HS)	11-12: 15.7 MW: 12.8	4.2	2.2	45.7	43.3	72.5	2nd in scoring, 3rd in MW in steals, 2x MW POW this season... 1,060 career pts... 56 career 10+ pt. efforts, including 25 of 27... Made 24 of last 54 FGA (44.4 pct)... 21 career TO-free gms. and 61 gms. with one TO or less... Multiple treys in 22 of last 35 gms... 57 3FGM in last 27 gms... 26 steals in last 17 gms... 20 pts., CH 11 rebs. vs. Bryant... CH 28 pts. (8-10 3FG) at Baylor.
23	DeShawn Stephens	Forward	6-8	215	Jr.-JC	Los Angeles, Calif. (Santa Monica College)	11-12: 5.2 MW: 4.3	5.0	0.3	60.2	0/0	39.3	8 or more rebounds in 3 of last 4 gms... 3rd on team in rebounding... Team-best 60.2 pct. shooting... CH 18 pts. vs. SD Christian... Made 53 of last 85 FGA (62.4 pct)... Made 16 of last 33 FTA (48.5 pct.) after going 8-for-28 from line... 18 offensive rebounds in last 8 gms... Avg. 18.8 mins... 16 pts., 9 reb. at USD... DNP HS hoops & was cut during tryouts his senior year.
25	Narbeh Ebrahimian	Guard	6-3	198	Jr.-JC	Glendale, Calif. (Glendale Community College)	11-12: 0.9 MW: 0.0	1.3	0.4	25.0	0/5	1/3	Walk-on guard... Played 2 seasons of JC ball at Glendale Community College in Glendale, Calif... Played in 8 gms... First suited up vs. California... Saw his first action vs. UCR and played in four straight gms. after... Played 11 mins; finished with 2 ast., 1 reb. vs. Elon... 2 pts., CH 6 rebs., CH 23 min. vs. Redlands... Scored CH 4 pts. vs. San Diego Christian.
33	Jeremy Castleberry	Guard	5-10	198	So.-HS	Upper Marlboro, Md. (Martin Luther King HS)	11-12: 1.0 MW: 0.0	0.2	0.0	2/6	1/5	0/0	Walk-on guard... Attended Martin Luther King High in Riverside, Calif... A HS teammate of former SDSU All-American forward and 1st-round NBA Draft pick Kawhi Leonard... Saw action in both exhibition games... 5 min. vs. Southern Utah... 1 min. vs. UC Riverside... 2 pts., 2 mins. vs. Elon... 3 pts., 1 reb., 5 mins. vs. Redlands.

Steve Fisher

Two-Time and Reigning National Coach of the Year
 2012 and 2011 Mountain West Co-Coach of the Year

- Is currently the longest tenured men's basketball head coach in the Mountain West. He is the only head coach to lead a program in the history of the MW.
- Has guided San Diego State to seven Mountain West championships, including four straight.
- Has led San Diego State to three Mountain West regular season titles and four conference tournament crowns.
- Is the second winningest head coach in San Diego State history.
- Has 257 victories at San Diego State.

red indicates projected starter, black indicates reserve

SDSU SCHEDULE/RESULTS

Date	Opponent (Television)	Time/Result	Note
Basketball Travelers Classic (Viejas Arena; San Diego, Calif.)			
N.11	Bryant	W, 75-63	► Tapley: 20 points, 11 rebounds, 6 assists, 3 steals; Green: 14 points, 11 rebounds
N.12	Southern Utah	W, 70-37	► Four players score in double figures; 37 points allowed the second-fewest in Viejas history
N.13	UC Davis	W, 89-74	► J. Franklin: 31 points in 27 minutes; Tapley: 23 points, career-high seven steals
N.15	at [11/12] Baylor (ESPN)	L, 77-67	► Four players score in double figures; Tapley: game-high 28 points (8-10 3FG)
N.17	USC (The Mtn., 4SD)	W, 56-54	► Thames goes length of the court, makes game-winning lay-up with 1.8 seconds left
N.19	[rv/rv] Long Beach St. (4SD)	ot-W, 77-73	► SDSU rallies in second half, LBSU forces OT w/2 late FTs; J. Franklin: 21 pts., Rahon: 20 pts.
N.23	at [23/23] Arizona (FS Arizona Plus, 4SD)	W, 61-57	► Aztecs win for just second time in Tucson; SDSU is 8-for-12 from three; Tapley: 17 pts.
N.26	at UC Santa Barbara	ot-W, 76-75	► Aztecs rally from eight down with 6:38 to play to win; Thames: 20 pts., 10 rebs., 6 ast., 1 TO
N.30	[rv/22] Creighton (The Mtn., 4SD)	L, 85-83	► SDSU fails to hold 17-point first-half lead, 4-point halftime lead; Thames: 21 pts., 6 ast.
D.4	[24/23] California (The Mtn., 4SD)	W, 64-63	► San Diego State closes first half on 8-0 run to break game open; Tapley: 25 pts., 5 rebs., 3 stl.
D.7	at San Diego (4SD)	W, 74-62	► Aztecs rally from 12-pt. first-half deficit; Tapley: 23 pts.; Thames: 11 pts., career-high 11 ast.
D.19	UC Riverside (4SD)	W, 80-55	► Nine of 10 players score; Rahon: 19 points (5-8 3FG); Tapley: 17 points; J. Franklin: 5 assists
D.22	Elon	W, 81-55	► Four players score in double figures; J. Franklin: 19 pts.; SDSU: 44-16 points in the paint
D.30	Redlands	W, 94-43	► 51-pt. win is largest in Fisher era; J. Franklin: 26 pts., 10 rebs., 5 ast., 3 blk., 6 stl.
J.5	San Diego Christian	W, 83-52	► Stephens: 18 pts. (6-8 FT), 8 rebs.; Green: 14 pts. (10-14 FT); 5 players in double figures
J.10	Chicago St. (4SD, The Mtn.)	W, 73-65	► Aztecs rally from seven-point second-half deficit; Tapley: 24 pts.; J. Franklin: 16 pts., 10 rebs.
J.14	*[12/12] UNLV (NBC SN)	W, 69-67	► J. Franklin hits game-winning lay-up with 0.3, finishes with 24 pts., 10 rebs.; Rahon: 22 pts.
J.18	*at [rv/rv] New Mexico (CBS SN, 4SD)	W, 75-70	► Thames: career-high 22 pts.; SDSU improves to 5-2 in last seven games at The Pit
J.21	*Air Force (The Mtn., 4SD)	W, 57-44	► SDSU limits AFA to 1-for-18 from 3FG distance; Tapley: 16 pts.; J. Franklin: 14 pts., 10 rebs.
J.24	*at Wyoming (The Mtn., 4SD)	W, 52-42	► Aztecs arrive in Laramie 7 hrs. before tip due to weather; J. Franklin: 12 pts., CH 11 rebs.
J.28	*at Colorado St. (NBC SN)	L, 77-60	► SDSU shoots 31.3 percent from field, allows CSU to shoot 49.0 from field, 46.2 from line
F.1	*Boise St. (CBS SN, 4SD)	W, 58-56	► SDSU rallies from 12-point 2nd-half deficit thanks to 16-2 run; BSU misses 3 to win at buzzer
F.4	*TCU (The Mtn., 4SD)	W, 83-73	► Aztecs shoot 50.8 percent from the field; Withstand 50.0-percent three-point shooting by TCU
F.11	*at [14/16] UNLV (NBC SN)	L, 65-63	► SDSU rallies from 13 down in the 2nd half, take 1-point lead with 85 seconds to go, can't win
F.15	*[rv/rv] New Mexico (CBS SN, 4SD)	L, 77-67	► SDSU cannot overcome 10-for-19 three-point performance by New Mexico
F.18	*at Air Force (NBC SN)	L, 52-42	► SDSU plays w/o J. Franklin (ankle), loses Green (ankle) in 2nd; Thames misses 3FGA at buzzer
F.22	*Wyoming (The Mtn., 4SD)	W, 67-58	► Green goes 6-for-6 from the field, 14 points; SDSU outscores Wyoming, 12-3, in overtime
F.25	*Colorado St. (The Mtn., 4SD)	W, 74-66	► J. Franklin goes for a career-high 31 pts., 16 rebs.; SDSU rallies from 4-point halftime deficit
F.29	*at Boise St. (The Mtn., 4SD)	W, 66-53	► Four Aztecs scored 10+ points; J. Franklin: 18 pts., 12 rebs., 3 ast. - all game highs
M.3	*at TCU (The Mtn., 4SD)	ot-W, 98-92	► J. Franklin: CH 35 pts., 13 rebs., CH 5 ast.; Tapley: 18 pts.; SDSU outscored TCU, 15-9 in OT
Conoco Mountain West Basketball Championships (Thomas & Mack Center; Las Vegas, Nev.)			
M.8	vs. (8) Boise St. (QF) (The Mtn., 4SD)	W, 65-62	► J. Franklin hits three-pointer as time expires; Tapley: 20 pts.; SDSU rallies from nine down
M.9	vs. (4) Colorado St. (SF) (CBS SN, 4SD)	W, 79-69	► Four Aztecs scored in double figures; SDSU shoots 48.2 percent from field, commits 7 TOs
M.10	vs. (2) [rv/rv] UNM (CH) (NBC SN)	L, 68-59	► Tapley: 25 pts.; J. Franklin 16 pts., 10 rebs.; SDSU falls short in winning 3rd straight MW title
NCAA Basketball Championships (Nationwide Arena; Columbus, Ohio)			
M.16	vs. (11) [-/rv] NC State (2R) (truTV) 12:40 p.m. ET		► SDSU advances to its third straight NCAA Tournament and seventh straight postseason tourney
* - Indicates Mountain West game.			

Aztecs in NCAA Tournament For 3rd Straight Season; Open Tourney Against North Carolina State on Friday in Columbus, Ohio

After claiming a share of its second consecutive Mountain West Conference regular-season title, No. 22/23 (AP/Coaches) San Diego State, the sixth-seeded team in the Midwest Region, opens NCAA Tournament play on Friday afternoon in Columbus, Ohio, against 11th-seeded North Carolina State.

The contest will be the first of four Friday games at Nationwide Arena and game time is set for 12:40 p.m. ET (9:40 a.m. PT). The contest will be shown nationally in high definition on truTV and is available on KOGO 95.7 FM and AM 600.

In the NCAA Tournament for a school-record third consecutive season, San Diego State owns a 26-7 record. The Aztecs are in the postseason for a seventh consecutive season, won at least 20 games for a seventh consecutive season, and are currently one of seven schools in the nation to have won at least 25 games each of the last four seasons.

San Diego State, which finished as Mountain West regular-season co-champions with a 10-4 record, advanced to the championship game of the 2012 Conoco MW Championships, falling to New Mexico, 68-59. Junior guard Chase Tapley connected on five three-point field goals en route to a game-high 25 points and five rebounds. Sophomore guard Jamaal Franklin recorded his 12th double-double of the season with 16 points and a team-high 10 rebounds.

The Aztecs continue to be present in the national polls, spending a 12th consecutive week in the Associated Press Top 25. This week, San Diego State is ranked 22nd by the Associated Press and 23rd in the ESPN/USA Today Coaches' Poll.

One reason for the Aztecs' success this season has been their stellar defense. San Diego State ranks among the nation's elite in defense as demonstrated by its national rankings in field-goal percentage defense (31st, 40.0 pct.) and fewest personal fouls (29th, 15.9). Despite starting four guards, the Aztecs are 39th nationally in rebound margin at +4.8.

San Diego State's remarkable season caught many of the prognosticators off guard. The Aztecs lost four starters and the top four scorers off last season's 34-3, NCAA Tournament Sweet 16 team. No national preseason publication predicted that SDSU would make the NCAA Tournament and the Aztecs were not picked to finish higher than third in the conference.

This marks the eighth Division I NCAA Tournament appearance for San Diego State and the third consecutive season the Aztecs have been part of the NCAA field. It also marks the first time in 42 seasons at the Division I level in which the Aztecs have received an at-large selection in the tournament. On the previous seven trips, the Aztecs received an automatic bid to the field.

Friday will mark the first men's basketball game played between San Diego State and North Carolina State. The Aztecs are 1-5 against the current configuration of the ACC, posting a 56-49 win over Miami (Fla.) on Feb. 6, 1988.

SAN DIEGO STATE MEDIA RELATIONS

MEDIA RELATIONS OFFICE

Fowler Athletics Center
5302 55th Street
San Diego, CA 92182
■ Office: 619.594.5547
■ Fax: 619.582.6541

MIKE MAY | Associate Athletics Director

■ Coach Fisher Interviews
■ E-Mail: mmay@mail.sdsu.edu
■ Office: 619.594.5547
■ Cell: 619.957.8372

DARIN WONG | Assistant Director

■ Student-Athlete Interviews
■ E-Mail: dwong@mail.sdsu.edu
■ Office: 619.594.5547
■ Cell: 310.489.2378

SOCIAL MEDIA

■ Twitter: @GoAztecs
■ Twitter (Media Only): @AztecsPR
■ Facebook: facebook.com/goaztecs
■ YouTube: youtube.com/goaztecscom

SDSU-NORTH CAROLINA STATE SERIES HISTORY

Series tied with NC State, 0-0

Home: 0-0, Away: 0-0, Neutral: 0-0

Date	Location	Score
First Meeting		

■ SAN DIEGO STATE vs. ACC

Duke leads, 1-0

Home: 0-0, Away: 0-1, Neutral: 0-0

Date	Location	Score
D.29.01	Durham (1/1) (d)	L 79-92

Series tied with Miami, 1-1

Home: 0-1, Away: 1-0, Neutral: 0-0

Date	Location	Score
J.31.87	San Diego (SA)	ot-L 82-83
F.6.88	Miami	W 56-49

North Carolina leads, 2-0

Home: 0-1, Away: 0-1, Neutral: 0-0

Date	Location	Score
D.29.88	San Diego (SA) (7)	L 92-103
N.24.90	Chapel Hill (5) (so)	L 63-99

Virginia leads, 1-0

Home: 0-1, Away: 0-0, Neutral: 0-0

Date	Location	Score
D.30.83	San Diego (SA) (CC)	L 65-81

Quick Hits - NCAA Tournament

■ San Diego State is playing in its eighth NCAA Tournament in its 42nd season at the Division I level.

■ This is San Diego State's Division I school-record third consecutive NCAA Tournament appearance. Not long ago, the Aztecs went 16 seasons without making any postseason appearances, from 1985-86 through 2000-01.

■ This is San Diego State's school-record seventh straight postseason appearance (4 NCAAs, 3 NITs). The seven postseason trips in the last seven years is one more than SDSU had in its 35 years as a Division I school prior to the current streak.

■ San Diego State is traveling to the Eastern time zone for the NCAA Tournament for the second time in three seasons. In 2010, the Aztecs traveled to Providence, R.I., falling to Tennessee, 62-59, in the round of 64.

■ San Diego State advanced to the NCAA Sweet 16 last season, making the Aztecs 2-1 in their last three tourney games.

■ Steve Fisher is making his 12th NCAA Tournament appearance and fifth as the head coach at San Diego State. He owns a 22-10 record in the event, claiming the 1989 national championship and advancing to the title game in 1992 and 1993.

■ This is the third time in eight NCAA Division I tournament appearances that San Diego State has been involved in a 6-11 game. On two previous occasions, San Diego State was the 11-seed, losing a pair of close games. In 2006, the Aztecs lost to sixth-seeded Indiana, 87-83, while in 2010, SDSU lost to Tennessee, 62-59.

■ Since 2009, San Diego State is 5-3 in postseason play. That record is helped by an appearance at Madison Square Garden as a national semifinalist in the 2009 NIT and last season's NCAA Sweet 16 appearance.

■ On Friday, junior Chase Tapley will become the first player in school history to have played in three NCAA Tournaments for San Diego State. Current SDSU assistant coach Tony Bland played in three total NCAA Tournaments (two at Syracuse and one at SDSU). Senior forward Tim Shelton has been part of three NCAA Tournament teams, but did not play in the 2010 NCAA event due to injury.

Quick Hits - Program Notes

■ The Aztecs have held an AP Top-25 ranking in 31 of the last 38 polls. SDSU has been ranked in the USA Today/ESPN Coaches' Poll in 27 of the last 37 rankings. This week, San Diego State is ranked for the 11th consecutive week in the AP Top 25 poll. That is every poll starting with Dec. 26, 2011.

■ SDSU is 60-10 since the beginning of the 2010-11 season. That record is the third-best record among all Division I programs, trailing only Kansas and Ohio State. A top-10 list is located on page 4.

■ San Diego State has won 66 of its last 70 games against foes not ranked the USA Today/ESPN Coaches' Top-25 Poll. The Aztecs owned the longest streak in the nation at 58 until it lost at Colorado State on Jan. 28.

■ San Diego State's 26 victories are tied for the second-most in school history trailing last year's 34 wins. The 2009 team that advanced to the semifinals of the NIT also won 26 ballgames.

■ SDSU is one of only two Mountain West programs to be ranked the last two seasons.

■ San Diego State was 10-73 in its first 83 games vs. AP Top-25 teams, but is 11-12 in its last 23.

■ SDSU is 6-3 in its last nine vs. AP-ranked teams at home and 4-5 in its last nine at road/neutral sites.

■ Since the start of the 2005-06 season, San Diego State is 177-62, has made seven straight postseason appearances (2006 NCAA, 2007 NIT, 2008 NIT, 2009 NIT, 2010 NCAA, 2011 NCAA, 2012 NCAA), won 20 or more games seven consecutive times, including four straight 25-win campaigns.

■ San Diego State has won at least 25 games in four consecutive seasons. As of today, SDSU was one of seven schools to win 25 or more games from 2008-09 through 2011-12. As of Monday, the next closest team to join the list was Purdue. The eBoilermakers need four more wins this season to join the previous group.

■ San Diego State owns a 49-8 record as an AP Top-25 team and has a 44-8 record when it is in the Coaches' poll.

■ The Aztecs are 46-4 vs. unranked squads when holding a spot in the AP poll. They are 42-4 vs. unranked opponents when they're in the Coaches' poll.

CHYRON TIME

A look at where San Diego State ranks in a few categories nationally.

BEST FOOTBALL AND MEN'S BASKETBALL WINNING PERCENTAGE SINCE THE BEGINNING OF THE 2010-11 ACADEMIC YEAR (through Sunday games)

Rk.	Team	W	L	Pct.
1.	San Diego State	77	19	80.2
2.	Ohio State	67	18	78.8
3.	Brigham Young	74	22	77.1
4.	Syracuse	71	22	76.3
5.	Wisconsin	71	23	75.5
5.	Missouri	71	23	75.5
7.	North Carolina	73	24	75.3
8.	Temple	67	23	74.4
9.	Kentucky	72	25	74.2
10.	Southern Miss	67	25	72.8

BEST MEN'S BASKETBALL WINNING PERCENTAGE SINCE THE BEGINNING OF THE 2010-11 SEASON (through Monday games)

Rk.	Team	W	L	Pct.
1.	Kansas	62	9	87.3
2.	Ohio State	61	10	85.9
3.	San Diego State	60	10	85.7
4.	Syracuse	58	10	85.3
5.	Kentucky	61	11	84.7
6.	Duke	59	11	84.3
7.	Murray State	53	10	84.1
8.	Belmont	57	12	82.6
9.	North Carolina	58	13	81.7
9.	Harvard	49	11	81.7

FOUR CONSECUTIVE 25-WIN SEASONS, INCLUDING 2011-12 CAMPAIGN (through Monday games)

Team
Brigham Young
Duke
Gonzaga
Kansas
Saint Mary's
San Diego State
Syracuse

SAN DIEGO STATE CAREER STATISTICS IN THE NCAA TOURNAMENT

SDSU	G-GS	FG-A	3FG-A	FT-A	REB	AVG.	A	TO	BS	ST	PTS	AVG	HI
Chase Tapley	4-3	12-31	7-21	2-3	10	2.5	6	5	3	3	33	8.3	14
James Rahon	3-0	6-14	4-6	2-2	3	1.0	2	0	0	1	18	6.0	12
Jamaal Franklin	2-0	1-1	0-0	0-0	2	1.0	1	1	0	1	2	1.0	2
Tim Shelton	3-0	0-2	0-1	0-0	2	0.7	0	1	0	0	0	0.0	0

■ The Aztecs are 21-5 in their last 26 road games and 29-7 over the last two seasons in road/neutral games.

■ San Diego State has won 69 straight games when leading with five minutes to play.

■ San Diego State has allowed just one opponent in its last 50 games to shoot 50 percent or better from the field.

Player Tidbits

■ **Jamaal Franklin (Mountain West Player of the Year, all-MW first team, USBWA all-District IX)** has 12 double-doubles in his last 19 games played. During this 19-game period, the sophomore is averaging a team-high 18.9 points, 9.2 rebounds, 1.7 assists and 0.9 steals.

■ Franklin has 12 double-doubles on the season, which ties for the eighth most in SDSU single-season history and second among all sophomores. His 13 career double-doubles puts him in a 13th-place tie in program history.

■ With his 31-point, 16-rebound effort vs. Colorado State on Feb. 25, Franklin became the third Aztec to post a 30-game, 15-rebound game in SDSU's Division I history. It was the fifth occurrence in program history after Michael Cage did it three times and Chris McMurray accomplished the feat once.

■ Franklin's 31-16 performance vs. the Rams was the first 30-15 effort by a guard in the nation.

■ Franklin was one of two players in the MW to finish in the top five in scoring and rebounding for all games (17.2 ppg - 1st; 7.9 - 4th) and conference games only (19.5 - 1st; 9.9 - 3rd).

■ **Chase Tapley (Second-team all-Mountain West)**, who finished the season ranked third in steals and fourth in scoring in the Mountain West, has scored in double figures in 25 of his last 27 games and has nine 20-point efforts., including a 25-point effort vs. New Mexico in the finals of the Mountain West tourney.

■ Tapley had his 18-game double-figure scoring streak snapped in the home game vs. New Mexico on Feb. 15 when he was held to seven points. He has also connected on multiple three-pointers in 18 of the last 27 outings and made at least one three-pointer in 30 of his last 32 games.

■ Tapley became the 27th player in school history and the 10th in the Steve Fisher era to record 1,000 points last Thursday against Boise State in the quarterfinals of the MW Championship.

■ **Xavier Thames (Honorable mention all-MW)** finished the Mountain West season ranked first in free-throw percentage at 90.7 percent. The sophomore transfer from Washington State has made 68 of his last 72 free-throw attempts and has a current streak of 19 made free throws in a row.

■ Thames has at least one assist in all of his 30 games played this season and is currently ranked fifth in the Mountain West in assist-to-turnover ratio (1.67).

■ **Tim Shelton (Mountain West all-defensive team, honorable mention all-MW)** has taken a team-high 31 charges this season. Over the last nine games, Shelton is averaging 8.0 points (fourth on the team) and 4.7 rebounds (third on the team), while shooting 52.9 percent from the floor. He scored in double figures in three straight games (vs. New Mexico, at Air Force, vs. Wyoming) for the first time since December of 2008. The streak, however, was broken when he scored six against Colorado State on Feb. 25. He has currently scored in double figures in four of his last nine outings.

■ **Steve Fisher** is the longest tenured head coach in the Mountain West. He has been a head coach in the league since its inception in 1999-2000. He owns 104 regular-season Mountain West Conference victories, 26 more than any other coach in league history (Dave Rose, 78) and nearly double the total of the next highest active coach (Steve Alford, 55).

2011 vs. 2012

■ At this point in the season last year, San Diego State was 31-2 overall and 14-2 in league play with a No. 7/6 ranking heading into its 34th game. Despite losing four starters and five seniors from a year ago, the No. 22/23 Aztecs are currently 26-7 and 10-4 in the MW.

Series History

■ San Diego State and North Carolina State have never met on the hardwood.

■ SDSU head coach Steve Fisher has never faced the Wolfpack in 21 seasons of coaching at the Division I level.

History vs. the ACC

■ San Diego State has very limited history with the ACC, having played four members of the current alignment six times. The Aztecs are 1-5 vs. the league and are 1-1 vs. Miami, 0-1 vs. Virginia and Duke and 0-2 vs. North Carolina.

■ SDSU's last encounter with the conference occurred in 2001 when top-ranked Duke emerged with a 92-79 win in Durham.

■ Aztec head coach Steve Fisher owns an 11-9 record vs. the ACC. He is 2-1 vs. North Carolina, 3-7 vs. Duke, 1-0 vs. Florida State, Virginia, Miami, Maryland and Virginia Tech, and 1-1 vs. Georgia Tech.

Fisher in the Postseason

■ Steve Fisher is 22-10 all-time in 11 NCAA Tournament appearances. He entered the tournament ranked 10th among active head coaches with a winning percentage of .688 and is one of 11 coaches to have one at least one national championship, joining Jim Boeheim, Jim Calhoun, Billy Donovan, Tom

AZTEC SPECIALTY NUMBERS

SAN DIEGO STATE'S RECORD WHEN...

■ Double-Figure Scoring

Name	11-12	SDSU Career
Chase Tapley	23-6	44-12
James Rahon	9-3	19-4
Jamaal Franklin	22-6	23-6
Tim Shelton	2-2	9-7
Xavier Thames	10-3	10-3
Garrett Green	7-0	7-0
DeShawn Stephens	4-0	4-0
Alec Williams	3-0	4-0
LaBradford Franklin	3-0	3-0

■ Scoring 20-Plus Points

Name	11-12	SDSU Career
Chase Tapley	6-3	7-3
Jamaal Franklin	7-1	7-1
Xavier Thames	2-1	2-1
James Rahon	1-0	1-0

■ Grabbing 10-Plus Rebounds

Name	11-12	SDSU Career
Jamaal Franklin	9-3	10-3
Garrett Green	3-1	3-1
Tim Shelton	0-1	2-2
Chase Tapley	1-0	1-0
Xavier Thames	1-0	1-0

SAN DIEGO STATE SINGLE-GAME LEADERS

■ Scoring

Name	11-12	SDSU Career
Chase Tapley	13	19
Jamaal Franklin	15	15
Xavier Thames	3	3
James Rahon	1	3
Tim Shelton	-	3
Garrett Green	1	1
DeShawn Stephens	1	1

■ Rebounding

Name	11-12	SDSU Career
Jamaal Franklin	17	17
Tim Shelton	4	14
DeShawn Stephens	8	8
Garrett Green	4	4
Chase Tapley	1	3
Xavier Thames	3	3
James Rahon	1	1
Alec Williams	1	1

■ Assists

Name	11-12	SDSU Career
Xavier Thames	21	21
Chase Tapley	6	18
Tim Shelton	4	7
Jamaal Franklin	5	5
LaBradford Franklin	2	3
James Rahon	1	1

POLL TRACKER

SAN DIEGO STATE IN THE TOP-25 POLLS

Week	Associated Press	Coaches
Preseason	T-46th (1)	NA
Nov. 14	T-40th (3)	NA
Nov. 21	34th (12)	T-38th (8)
Nov. 28	29th (66)	32nd (20)
Dec. 5	29th (50)	29th (30)
Dec. 12	27th (59)	30th (26)
Dec. 19	27th (67)	26th (32)
Dec. 26	25th (119)	26th (39)
Jan. 2	24th (196)	25th (60)
Jan. 9	22nd (313)	22nd (131)
Jan. 16	16th (621)	16th (282)
Jan. 23	13th (832)	12th (403)
Jan. 30	17th (566)	17th (264)
Feb. 6	13th (728)	14th (332)
Feb. 13	13th (688)	15th (284)
Feb. 20	24th (176)	25th (76)
Feb. 27	21st (304)	23rd (111)
March 5	18th (441)	21st (165)
March 11	--	23rd (99)
March 12	22nd (223)	--

Izzo, Mike Krzyzewski, Rick Pitino, Bill Self, Tubby Smith, Gary Williams and Roy Williams. In National Invitation Tournament games, Fisher is 10-5 all-time with the 1997 NIT title under his belt.

The Seed

- The Aztecs' No. 6 seed is their second-best in school history, trailing last season's No. 2 seed, which they rode to the Sweet 16. In three other trips to the NCAA Tournament under Steve Fisher, San Diego State earned an 11 seed in 2006 and 2010 and a No. 13 seed in 2002.
- The No. 6 seed is the second time a Steve Fisher-coached team has landed on that line. The first time, 1992 while at Michigan, Fisher led his squad to a runner-up finish after losing to Duke.
- In his seven trips to the NCAA Tournament while at Michigan, Fisher's teams were seeded third (1989), third (1990), sixth (1992), first (1993), third (1994), ninth (1995) and seventh (1996).

Experience vs. Inexperience

Steve Fisher is one of the most successful NCAA Tournament coaches in history. Even though San Diego State is playing in its third straight NCAA Tournament and advanced to the Sweet 16 in 2011, there is still a huge gap between what Fisher has done in the tournament and what the Aztecs have accomplished to date. The contrast between the two is broken down below.

	Fisher	SDSU
Seasons Coached/Seasons Division I	22nd	42nd
NCAA Tournaments	12th	8th
NCAA Championships	1	0
NCAA Championship Game Appearances	3	0
NCAA Tournament Games	32	9
NCAA Tournament Record	22-10	2-7
First-Round Record	6-5	1-6
Second-Round Record	5-1	1-0
Regional Semifinal Record	4-1	0-1
Regional Final Record	3-1	0-0
National Semifinal Record	3-0	0-0
National Championship Game Record	1-2	0-0

Aztecs vs. the NCAA Field

- San Diego State has faced seven teams that earned an invitation to the NCAA Tournament. In those games, the Aztecs posted a 6-6 record (2-1 vs. Colorado State, 1-0 vs. Long Beach State and California, 1-1 vs. UNLV, 1-2 vs. New Mexico and 0-1 vs. Baylor and Creighton).

Fisher's Time of Year

- It is late in the season and this is when Steve Fisher's teams are known to make a run. Including conference and postseason tournament, Fisher owns a 50-24 record in postseason play. That figure includes a 18-9 mark in the MW tournament, 10-5 record in the NIT and a remarkable 22-10 record in the NCAA Tournament.

Ohio is a Familiar Place for SDSU

- Believe it or not, the State of Ohio is a familiar place for San Diego State. Last season, the Aztecs played three games in three days in Oxford, Ohio, the home of Miami (Ohio). SDSU won all three games (vs. Green Bay, vs. IUPUI, at Miami (Ohio)) to claim the Oxford Subregional of the CBE Classic.

Jamaal Franklin Scoring and Rebounding Improvement

- Jamaal Franklin is among the national leaders in largest scoring and rebounding improvement from last year to this year.
- Franklin ranks second in scoring improvement behind Jaron Jones of Eastern Kentucky (+14.52). Last year, Franklin averaged 2.91 points and is up to 17.2 to give him a +14.29 point improvement (through games of March 11).
- Rebounding-wise, Franklin ranks second nationally with a +6.04 improvement over a year ago. He sits behind only Meyers Leonard of Illinois (+6.96) (through games of March 11).

Tapley Nets 1,000 Career Points, 200 Career Assists

- Chase Tapley became the 27th player in San Diego State history to score 1,000 points in a career and 10th player in the Steve Fisher era to accomplish the feat vs. Boise State in the Mountain West quarterfinals. The junior also reached the 200-assist plateau for a career to become the seventh player in school history to log 1,000 career points and 200 career assists.

Aztecs Share Mountain West Regular-Season Title

- San Diego State, after finishing the Mountain West season with a 10-4 record, earned a share of the regular-season title with New Mexico. The task was not easy as the Aztecs were forced to win a pair of road games to close out the season, while the Lobos finished with a home game.
- The regular-season championship was SDSU's second straight and third overall. In 2006, the Aztecs won the title outright and shared the crown last year with Brigham Young.

Fisher, Franklin Headline SDSU's All-League Selections

- Head coach Steve Fisher and sophomore guard Jamaal Franklin earned the Mountain West's top coach-

ing and individual honors. Fisher was named MW Coach of the Year and Franklin was voted the MW Player of the Year.

- A year after sharing the coach of the year honors, Fisher was the sole winner after guiding SDSU to a share of the MW regular-season title. The Aztecs lost four starters and still managed claim their second straight regular-season championship.

- Franklin led the league in scoring (19.5) and was third in rebounding (9.9). The all-MW first-team choice also finished the conference season ranked second in free-throw percentage (.866), third in field-goal percentage (.463) and seventh in blocked shots (0.77). Franklin scored in double figures in all 13 games played and registered a double-double on nine different occasions.

- Other Aztecs to earn all-league accolades include, Chase Tapley (second-team), Tim Shelton (all-defensive team, honorable mention) and Xavier Thames (honorable mention).

USBWA Recognizes Fisher and Franklin

- Steve Fisher, similar to the Mountain West, won USBWA District IX Coach of the Year honors for a second straight season. District IX consists of voters in California, Oregon, Washington, Hawaii, Arizona and Alaska.

- Franklin, meanwhile, was selected to the all-District IX squad after completing the regular season with averages of 17.1 points, 8.0 rebounds, 1.4 assists, 1.0 steals and 11 double-doubles.

Like Us Now? Wait Until Next Year

- Many outside of the program tabbed this season as a rebuilding year for San Diego State after losing four starters off a 34-3 Sweet 16 club. What did the Aztecs do? They earned a share of the Mountain West regular-season title, advanced to their MW-record fourth straight conference tournament title game, grabbed a No. 6 seed in the NCAA Tournament, won 25 or more games for the fourth straight season and were ranked for the final 12 weeks of the campaign.

- Next year, the Aztecs will add a trio of Division I transfers in JJ O'Brien (Utah), Dwayne Polee II (St. John's) and James Johnson (Virginia). All three will be sophomores in 2012-13.

- O'Brien played one season at Utah where he started 21 of the 22 games he saw action. The 6-7, 215-pound forward averaged 6.4 points and 5.5 rebounds, which was the second-highest total on the team, as a true freshman.

- Polee II played his true freshman campaign at St. John's where he averaged 4.4 points and 2.5 rebounds on a team that featured 10 seniors. The 6-7, 195-pound wing played in all 33 games and started 27 times, including the final 21 to help the Red Storm advance to the NCAA Tournament.

- Johnson is 6-9, 238 pounds and transferred to SDSU at the semester break. The forward will be eligible as soon as fall 2012 grades are posted at midseason. At Virginia, the redshirt freshman played in six games and averaged 1.5 points and 1.3 rebounds in 6.2 minutes.

Jamaal Franklin Joins Select Group

- Jamaal Franklin finished with 31 points and 16 rebounds vs. Colorado State to become the third player in SDSU's Division I history to post a 30-point, 15-rebound game.

- Franklin's effort was the school's first since March 1, 1984, when Michael Cage went off for 30 points and 15 boards vs. Wyoming.

- Franklin's performance is SDSU's fifth-such effort. Cage accomplished the feat three times (Dec. 1, 1982, Feb. 6, 1984, March 1, 1984) and Chris McMurray did it once (Dec. 21, 1971).

- Franklin is the first guard in the nation to have a 30-15 effort this season. He is the first guard to accomplish the feat since Lehigh's C.J. McCollum did it last season.

The Second Coming of Kawhi Leonard?

- Jamaal Franklin has taken a page out of former Aztec and current San Antonio Spur Kawhi Leonard's book.

- Franklin has created a reputation of being one of the first in the gym and more often than not, the last one out. The results are similar as well.

- The sophomore did not start his first 10 games played this season, but has started the last 21 outings in which he has played and has seen his numbers look a lot like Leonard's.

- In his last 21 games, he is averaging 18.3 points and 8.9 rebounds, which both lead the team. He also has 12 double-doubles during that span.

- A season ago as a sophomore, Leonard averaged 15.5 points and 10.6 rebounds, and had 23 double-doubles. As a freshman and a regular first-time starter (started 33 games), much like Franklin is this season, Leonard averaged 12.7 points and 9.9 rebounds, and posted 17 double-doubles.

Fisher Wins No. 250 at SDSU

- Steve Fisher pocketed his 250th career victory at San Diego State with his team's win at Wyoming. Fisher is in his 13th season on Montezuma Mesa and trails George Ziegenfuss for the school's all-time lead. Ziegenfuss coached at San Diego State from 1948-69 and was 316-229.

Success at The Pit

- San Diego State has enjoyed unprecedented success at New Mexico's The Pit. With its win earlier this season, the Aztecs improved to 5-2 in their last seven at the venue. The rest of the country, however, is a combined 12-101 since late in the 2004-05 season inside The Pit.

It's Only One Game

- It is only one game, but the Aztecs' win over No. 12 UNLV in their Mountain West opener represented the second-highest ranked team San Diego State has defeated at home and the highest-ranked club it

MOUNTAIN WEST

■ Standings

Team	Overall	Conference
San Diego State	26-7	10-4
New Mexico	27-6	10-4
UNLV	26-8	9-5
Colorado State	20-11	8-6
TCU	17-14	7-7
Wyoming	20-11	6-8
Air Force	13-16	3-11
Boise State	13-17	3-11

■ Schedule

Thursday, March 15

South Region

NCAA Second Round - Portland, Ore.
(12) Long Beach State vs. (5) New Mexico

West Region

NCAA Second Round - Albuquerque, N.M.
(11) Colorado vs. (6) UNLV

West Region

NCAA Second Round - Louisville, Ky.
(11) Colorado State vs. (6) Murray State

Friday, March 16

Midwest Region

NCAA Second Round - Columbus, Ohio
(11) North Carolina State vs. (6) San Diego State

■ SDSU MW Players of the Week

Chase Tapley

Nov. 14, 2011
Dec. 5, 2011

Jamaal Franklin

Jan. 16, 2012
Feb. 6, 2012
March 5, 2012

SDSU IN THE MOUNTAIN WEST

ALL GAME RANKINGS

Scoring offense	.4th
Scoring defense	.4th
Scoring margin	.3rd
FT percentage	.4th
FG percentage	.4th
FG percentage defense	.2nd
3FG percentage	.6th
3FG percentage defense	.5th
3FG made	.8th
Rebounding offense	.3rd
Rebounding defense	.5th
Rebounding margin	.2nd
Blocked shots	.6th
Assists	.5th
Steals	.7th
Turnover margin	.7th
A/TO ratio	.7th
Offensive rebounds	.5th
Defensive rebounds	.2nd
Defensive rebound pct.	.2nd
Offensive rebound pct.	.4th

MW GAME RANKINGS

Scoring offense	.4th
Scoring defense	.3rd
Scoring margin	.3rd
FT percentage	.1st
FG percentage	.4th
FG percentage defense	.2nd
3FG percentage	.7th
3FG percentage defense	.4th
3FG made	.8th
Rebounding offense	.3rd
Rebounding defense	.4th
Rebounding margin	.2nd
Blocked shots	.6th
Assists	.7th
Steals	.8th
Turnover margin	.6th
A/TO ratio	.7th
Offensive rebounds	.5th
Defensive rebounds	.2nd
Defensive rebound pct.	.4th
Offensive rebound pct.	.3rd

has beat at Viejas Arena. SDSU has beaten the seventh-ranked team on three different occasions (BYU in 1988, UTEP in 1984 and Kansas in 1978).

Tough Out

- San Diego State has had great success over the years inside Viejas Arena. Since 2005-06, the Aztecs are 98-13 (.883) at Viejas, including 45-4 (.918) since the beginning of 2009-10.
- San Diego State has won 46 of its last 47 against unranked teams at home.
- The Aztecs have won 25 of their last 26 home games vs. current members of the MW.
- SDSU has won 33 of its last 34 home games vs. non-league foes.

Among the Nation's Best

- San Diego State has seen its name associated with the AP Top 25 for the last 38 polls, which is remarkable considering it had never been ranked prior to the 2010-11 campaign.
- The Aztecs were in all 19 polls a season ago, peaking as high as No. 4 in 2010-11, and have seen their name in every poll this season.
- SDSU is receiving 223 points in the AP, which is good for 22nd, and 99 in the Coaches' poll, which puts them in 23rd place. The Aztecs fell four spots in the AP and dropped two spots in the Coaches' from a week ago.
- San Diego State has been in both major top-25 polls for 11 consecutive weeks.

Charge!

- Steve Fisher has said the charge is this year's team's blocked shot. To date, Tim Shelton has taken a team-high 31. A complete season total list is located in the statistics section of these game notes.

20-Point Efforts

- So far this season, San Diego State has received 21 20-point scoring efforts from four different players, which is a lot through 33 games considering last year's 34-3 squad enjoyed 21 such performances by five different Aztecs.
- The Aztecs had at least one 20-point scorer in a season-long four straight games before the streak was broken vs. UC Riverside on Dec. 19.
- Chase Tapley also has nine 20-point efforts, Jamaal Franklin has eight, Xavier Thames has three, and James Rahon has one.

Winning the Close Ones

- San Diego State has lived on the edge at times this season as it has played 11 games that have been decided by four points or less, with four going into overtime. Additionally, the Aztecs had one road outing, at San Diego, where they were forced to rally from a 12-point first-half deficit and another at New Mexico where they found themselves down 10-0.
- Since the beginning of last season, the Aztecs have been hard to beat in games decided by three points or less, posting an 12-3 record.
- San Diego State's overtime record over the last 15 games has been quite impressive as well. The Aztecs have won five consecutive OT games and are 14-1 in their last 15.

Holding Its Own

- San Diego State went 10-73 in its first 83 games vs. teams ranked in the AP Top-25. Things have certainly turned as SDSU is a respectable 11-12 in its last 23 against AP-ranked squads. In home games vs. Associated Press Top-25 squads, SDSU is 6-3 in its last nine, which includes decisions over No. 12 UNLV and No. 24 California. In road/neutral games vs. AP-ranked foes, meanwhile, the Aztecs have gone 4-5 in their last nine, which includes this season's victory at No. 23 Arizona.

Unlikely Contributor

- Narbeh Ebrahimian, from Glendale Community College in Glendale, Calif., was just a walk-on who came to open tryouts and was invited to workout with the team when practices began in mid-October with no guarantees.
- The junior from Glendale, Calif., then found himself suited up for the game vs. California and made the trip across town to San Diego. It was not until the game vs. UC Riverside that he had his name called. It was not garbage time either. Ebrahimian entered the game with 11:06 remaining in regulation and ultimately finished with a point and a rebound in five minutes.
- Ebrahimian has played in four games and is averaging 1.8 points and 2.3 rebounds.

Dropping Dimes

- Xavier Thames had an incredible game in the road game at San Diego with his second career double-double. What made it more impressive was the fact it was a points-assists double-double. The sophomore had 11 points and a career-high 11 assists.
- The 11 dimes were tied for the most in the Steve Fisher era. Deandre Moore accomplished the feat twice, while Lorenzo Wade and Richie Williams did it once apiece.
- The points-assists double-double was the first since Wade went for 25 points and 11 assists vs. Colorado State on March 1, 2008.
- The 11 assists were the most by an Aztec in a road game since Dec. 1, 1986, when Tracy Dildy had 11 at UC Santa Barbara.

Thames Makes History

- At UC Santa Barbara, Xavier Thames exploded for a then-career-high 20 points and a personal-record 10 rebounds. With his performance, Thames became the first point guard during the Steve Fisher era, which is in its 13th season, to record a 20-point, 10-rebound game.
- Thames was the first SDSU point guard to register a double-double since Richie Williams went for 14 points and 11 rebounds at TCU on Feb. 28, 2009.
- He followed his historic performance with a career-high 21 points the next game vs. No. 22 Creighton.

Wily Veteran

- Tim Shelton has been around the block being a fifth-year senior and his court savvy proves it.
- His effectiveness will never be shown on the stat sheet as he does things that head coach Steve Fisher says, "Wins games for you."
- Fisher's statement was never more true than in the game vs. Long Beach State as Shelton took four charges, which changed the complexion of the game, especially in the second half.
- If you thought the four charges taken vs. LBSU was impressive, Shelton one-upped himself at No. 23/23 Arizona by taking six more charges.
- To date, Shelton has taken a team-high 31 charges.

Wearing Out the Nylon

- Junior Chase Tapley, the lone returning starter, has been a consistent scoring option for SDSU, averaging 15.7 points on 45.7 percent shooting and a pretty good 43.3 percent from beyond the arc.
- Tapley has nine 20-point efforts this season, including a career-high 28 at No. 11/12 Baylor, 25 vs. New Mexico in the Mountain West finals, 25 vs. No. 24/23 California and 23 at San Diego.
- Tapley, who had three 20-point games in four games earlier this season, was the first player to accomplish the feat since Kawhi Leonard did it in the first four games of last season, while averaging 20.5 points. Tapley and Leonard arrived at San Diego State together in time for the 2009-10 campaign. Leonard went on to become the 15th overall pick in the 2011 NBA Draft.

The Lowdown on the Arizona Game

- San Diego State defeated No. 23/23 Arizona earlier this season at McKale Center to snap the Wildcats' 22-game home winning streak. The Aztecs never trailed in the 61-57 victory.
- As a ranked team, Arizona had won 62 straight games at McKale Center against unranked competition until San Diego State held them to a season-low 33.3-percent shooting performance.
- SDSU defeated Arizona for the second consecutive time for just the second time in school history.
- SDSU made eight of its 12 three-point attempts. The 66.7-percent accuracy marked a season high.

California Livin'

- San Diego State has been one of the best programs in the West, having won 20 or more games six straight seasons, including three consecutive with 25 or more, and advancing to the postseason in each of those years as well.
- Last year's 34-3 record and NCAA Sweet 16 appearance solidified its spot as one of the top West Coast programs and the top team in the state of California. The Aztecs have currently won 23 straight games against California universities, a streak that spans two-plus seasons. SDSU was 9-0 this season vs. schools that call California their home.

Duo With Diplomas

- Seniors Tim Shelton and Garrett Green are in their final year having already obtained their degrees.
- The duo is enrolled in graduate school and pursuing their master's degrees in education leadership.
- Shelton graduated from San Diego State last May, while Green earned his degree from LSU in August.

Coaching Stability

- Steve Fisher is the longest tenured head coach in the 13-year history of the Mountain West. In fact, he is the only men's basketball coach to be in the league from the conference opened its doors.
- Associate head coach/head coach in waiting Brian Dutcher has also been with Fisher for all 13 years.

Mountain West Preseason Predictions

- SDSU was picked to finish in third place in the 2011-12 preseason MW media poll. The Aztecs received 158 points to finish behind New Mexico (203 points; 22 first-place votes) and UNLV (183; 4).
- Sophomore Xavier Thames was selected as the preseason Mountain West Newcomer of the Year by the league's voting media. Thames sat out 2010-11 following his transfer from Washington State.

MADHOUSE ON THE MESA

AZTECS BREAK SINGLE-SEASON ATTENDANCE RECORD FOR SECOND STRAIGHT YEAR

For the second straight season, San Diego State broke the single-season school record for home attendance. A year after selling out 13 games at Viejas Arena and attracting 175,027 fans to Montezuma Mesa, the Aztecs sold out 11 games and played in front of more than 10,800 fans on 19 different occasions. At season's end, a school-record 229,820 fans came to watch SDSU at Viejas Arena.

■ SDSU Top-5 Season Attendance

Rank	Year	Games	Total
1.	11-12	19	229,820
2.	10-11	15	175,027
3.	08-09	18*	126,420
4.	06-07	16	125,135
5.	02-03	17	121,926

* - SDSU played an NIT game at USD's Jenny Craig Pavilion, which the NCAA considers a home game for the Aztecs.

■ Viejas Arena Only Top-5 Season Attendance

Rank	Year	Games	Total
1.	11-12	19	229,820
2.	10-11	15	175,027
3.	06-07	16	125,135
4.	02-03	17	121,926
5.	09-10	15	108,412

A full-length photograph of Steve Fisher, an older man with glasses, wearing a dark suit jacket, a light-colored shirt, and a pink tie. He is standing with his hands on his hips, looking towards the camera. The background is a blurred indoor sports arena.

STEVE FISHER

NATIONAL COACH OF THE YEAR CANDIDATE MOUNTAIN WEST, USBWA DISTRICT IX COACH OF THE YEAR

- ▶ Despite losing four starters off last season's 34-3, Mountain West Conference champion, Sweet-16 team, the regular-season MW champions are 26-7 and ranked 22nd in the AP and 21st in the Coaches' poll.
- ▶ San Diego State was not selected by any major pre-season publication to make the NCAA Tournament. That includes *Sports Illustrated*, *Athlon Sports*, *The Sporting News* and *Lindy's*.
- ▶ The Aztecs were not picked to finish higher than third place in any of the major preseason publications.
- ▶ The Aztecs leading scorer this season scored a total of 64 points last season and the leading rebounder on this season's squad grabbed a total of 41 boards in 2010-11.
- ▶ Since the beginning of the 2010-11 campaign, San Diego State has the third-best record in the country behind only Kansas and Ohio State.
- ▶ San Diego State has secured its seventh consecutive 20-win season and is looking to win at least 25 games for a fourth straight season.
- ▶ San Diego State returned only 27.1 percent of its scoring, 19.8 percent of its rebounds, 34.6 percent of its assists and 31.2 percent of its minutes played from last season. The Aztecs' returning players combined for just 39 starts a year ago.

WHAT THEY ARE SAYING...

"After a great season a year ago, the Aztecs were not expected to be ranked at this point in 2012. After losing four starters, led by Kawhi Leonard, from a super squad, expectations were lower. Fisher has done an incredible job. The recent win at The Pit in New Mexico against the Lobos simply re-affirmed the job the veteran coach has done." - **Dick Vitale**, ABC/ESPN, listing Steve Fisher as one of three national coach of the year candidates

"Seriously, if San Diego State keeps this up and wins the Mountain West, Steve Fisher has to win national coach of the year. The Aztecs were gutted by exhausted eligibility and early entries. There was no reason to believe the Aztecs would win the MWC, beat UNLV and New Mexico, let alone clean up against the top of the Pac-12 in Cal and Arizona. SDSU's victory at UNM should be a strong signal that the Aztecs have a national program under Fisher." - **Andy Katz**, ESPN

"Aztecs coach Steve Fisher has whipped up his own concoction, one heavy on wins and light on the rebuild... are we seeing a new era of Aztecs dominance in the Mountain West? " - **John Gassaway**, ESPN.com.

NATIONAL POSTSEASON TOURNAMENTS

SDSU NCAA

Division I Tournament Records

Most Points

83, vs. Indiana, March 16, 2006

Most Field Goals

35, vs. UNLV, March 14, 1975

Most Field Goals Att.

73, vs. UCLA, March 13, 1976

Highest FG Percentage

56.4, vs. Indiana, March 16, 2006

Most Three-Point FG

10, vs. Indiana, March 16, 2006

Most Three-Point FGA

22, vs. Connecticut, March 24, 2011, vs. Northern Colorado, March 17, 2011

Highest Three-Point FG Pct.

55.6, vs. Indiana, March 16, 2006

Most Free Throws

18, vs. UNLV, March 14, 1985

Most Free Throws Att.

30, vs. UNLV, March 14, 1985

Highest Free Throw Pct.

100.0, vs. Temple, March 19, 2011

Total Rebounds

53, vs. UNLV, March 14, 1975

Assists

21, vs. UNLV, March 14, 1985

Blocked Shots

6, vs. Temple, March 19, 2011, vs. Tennessee, March 18, 2010, and vs. UNLV, March 14, 1985

DIVISION I TOURNAMENT HISTORY

► 7 NCAA Appearances (2-7) ► Last Appearance: 2011

► 5 NIT Appearances (5-5) ► Last Appearance: 2009

NCAA Tournament

Year	Date	Region	Round	Site	SDSU Seed	Opp. Seed	Opp. NR	Opponent	Result	Score
1975	March 14	West	First	Tempe, Ariz. (Univ. Activity Center)	--	--	17	UNLV	L	80-90
1976	March 13	West	First	Eugene, Ore. (McArthur Court)	--	--	6	UCLA	L	64-74
1985	March 14	West	First	Salt Lake City, Utah (Special Events Center)	--	4	9	UNLV	L	80-85
2002	March 15	Midwest	First	Chicago, Ill. (United Center)	13	4	13	Illinois	L	64-93
2006	March 16	Oakland	First	Salt Lake City, Utah (Huntsman Center)	11	6	--	Indiana	L	83-87
2010	March 18	Midwest	First	Providence, R.I. (Dunkin' Donuts Center)	11	6	15/14	Tennessee	L	59-62
2011	March 17	West	Second	Tucson, Ariz. (McKale Center)	2	15	--	No. Colorado	W	68-50
	March 19	West	Third	Tucson, Ariz. (McKale Center)	2	7	--	Temple	2ot-W	71-64
	March 24	West	Sweet 16	Anaheim, Calif. (Honda Center)	2	3	9/8	Connecticut	L	67-74

Postseason NIT

Year	Date	Round	Site	Opponent	Result	Score
1982	March 12	First	San Diego, Calif. (Sports Arena)	UC Irvine	L	69-70
2003	March 19	First	San Diego, Calif. (Cox Arena)	UC Santa Barbara	ot-W	67-62
	March 21	Second	Lubbock, Texas (United Spirit Arena)	at Texas Tech	L	48-57
2007	March 14	First	Springfield, Mo. (Hammons Student Center)	at Missouri State	W	74-70
	March 19	Second	Syracuse, N.Y. (Carrier Dome)	at Syracuse	L	64-80
2008	March 19	First	Gainesville, Fla. (O'Connell Center)	at Florida	L	49-73
2009	March 17	First	San Diego, Calif. (Cox Arena)	Weber State	W	65-49
	March 20	Second	San Diego, Calif. (Jenny Craig Pavilion)	Kansas State	W	70-52
	March 25	Quarterfinals	San Diego, Calif. (Cox Arena)	Saint Mary's	W	70-66
	March 31	Semifinals	New York, N.Y. (Madison Square Garden)	vs. Baylor	L	62-76

* Recaps and box scores on pages 182-186. NCAA recaps and box scores from 2011 on pages 113-114.

DIVISION II TOURNAMENT HISTORY

► 3 NCAA Div. II Appearances (5-3) ► Two Appearances in the Quarterfinals (1957, 1967)

Year	Date	Round	Site	Opponent	Result	Score
1957	March 2	First	San Diego, Calif.	Chapman	W	75-56
	March 9	Second	Denver, Colo.	at Regis (Colo.)	W	81-78
	March 13	Quarterfinals	Evansville, Ind.	vs. Cal State Los Angeles	L	55-57
1967	March 10	Sub-Regional	San Diego, Calif.	Portland State	W	101-73
	March 11	Region Champ.	San Diego, Calif.	Regis (Colo.)	W	81-78
	March 15	Quarterfinals	Evansville, Indiana	vs. Illinois State	3ot-L	76-77
1968	March 8	Sub-Regional	San Diego, Calif.	UC Irvine	L	69-78
	March 9	Regional Cons.	San Diego, Calif.	UC Davis	W	79-72

NAIA TOURNAMENT HISTORY

► 6 NAIA Appearances (15-5) ► 1941 National Champions ► 3 Championship Game Appearances

Year	Date	Round	Site	Opponent	Result	Score
1939	March 14	First	Kansas City, Mo.	Northern State (S.D.)	W	49-25
	March 15	Second	Kansas City, Mo.	East Texas State	W	41-36
	March 16	Quarterfinals	Kansas City, Mo.	Manchester	W	49-41
	March 17	Semifinals	Kansas City, Mo.	Peru State (Neb.)	W	49-29
	March 18	Finals	Kansas City, Mo.	Southwest College (Kan.)	L	31-32
1940	March 12	First	Kansas City, Mo.	East Central State (Okla.)	W	36-35
	March 13	Second	Kansas City, Mo.	Appalachian State (N.C.)	W	48-46
	March 14	Quarterfinals	Kansas City, Mo.	Pittsburg State (Kan.)	W	32-30
	March 15	Semifinals	Kansas City, Mo.	Delta State (Miss.)	W	30-28
	March 16	Finals	Kansas City, Mo.	Tarkio College (Mo.)	L	42-52
1941	March 11	First	Kansas City, Mo.	Montana State	W	46-29
	March 12	Second	Kansas City, Mo.	Culver Stockton (Mo.)	W-ot	46-41
	March 13	Quarterfinals	Kansas City, Mo.	Texas Wesleyan	W	44-42
	March 14	Semifinals	Kansas City, Mo.	West Texas State	W	43-40
	March 15	Finals	Kansas City, Mo.	Murray State	W	36-34
1942	March 10	First	Kansas City, Mo.	Chadron State (Neb.)	W	39-36
	March 11	Second	Kansas City, Mo.	Bemidji State	L	32-41
1954	March 1	First	Pasadena, Calif.	Pasadena Nazarene	L	87-90
1956	March 13	First	Kansas City, Mo.	Alderson-Broadbudd	W	77-64
	March 14	Second	Kansas City, Mo.	Gustavus Adolphus	L	60-69

NATIONAL POSTSEASON TOURNAMENTS

'11 NCAA Tournament

(3) #9/8 Connecticut 74,
 (2) #6/5 San Diego State 67
 March 24, 2011 ♦ Anaheim, Calif.
 Honda Center ♦ Att.: 17,890

ANAHEIM, Calif. - No. 6/5 San Diego State was unable to keep its magical NCAA Tournament run going as the second-seeded Aztecs dropped a 74-67 decision to No. 3 seed and No. 9/8 Connecticut in the West Regional semifinal at the Honda Center.

SDSU found itself trailing UConn, 36-27, at halftime after shooting 38.7 percent from the field. The Aztecs kept the game close until the Huskies went on a 6-0 run to close out the first half.

San Diego State came out of the break and chipped away at its deficit by putting together a 16-6 scoring run to take a 43-42 lead with 13:05 left in the second half. UConn quickly took the lead back, but SDSU kept within striking distance.

After three ties, the Aztecs appeared to have gained the upper-hand after taking a 53-49 lead with 9:25 remaining in regulation. A technical foul, however, resulted in two momentum-killing free throws. The Huskies slowly regained the lead from there and attempted to put the game out of reach with a 11-2 run.

SDSU, however, clawed its way back to cut the margin to 65-64 on a three-pointer by D.J. Gay. UConn responded once again and finished the game on an 9-3 run to spoil the Aztecs' comeback and clinch the victory.

Kawhi Leonard finished with 12 points and nine rebounds and Malcolm Thomas added 13 points and eight rebounds. Gay tallied a team-high 16 points, while classmate Billy White (14 points) also scored in double figures.


UCONN	MP	FG	3FG	FT	R	F	A	TO	B	S	TP
Olander	*5	1-2	0-0	0-0	1	0	0	0	0	0	2
Smith	*32	2-4	1-2	0-0	8	3	1	1	2	1	5
Oriakhi	*35	2-7	0-0	1-2	9	3	2	2	1	0	5
Lamb	*30	9-11	3-3	3-4	2	3	1	1	0	1	24
Walker	*40	12-25	4-8	8-10	3	1	3	4	0	2	36
Beverly	3	0-0	0-0	0-0	0	2	0	0	0	0	0
Combs-McDaniel	24	0-3	0-1	0-0	4	1	0	0	0	0	0
Giffey	1	0-0	0-0	0-0	0	1	0	0	0	0	0
Napier	21	1-5	0-2	0-0	3	2	6	1	0	1	2
Okwandu	9	0-0	0-0	0-0	0	0	0	0	0	0	0
Team					5						
Totals	200	27-57	8-16	12-16	35	16	13	9	3	5	74

SDSU	MP	FG	3FG	FT	R	F	A	TO	B	S	TP
Thomas	*33	6-11	0-0	1-4	8	2	3	0	0	0	13
Leonard	*29	5-12	1-4	1-2	9	4	4	2	0	0	12
White	*39	6-8	0-0	2-4	4	2	2	1	0	1	14
Tapley	*32	2-10	1-7	0-0	3	3	2	2	1	0	5
Gay	*35	5-15	4-9	2-3	4	1	0	3	0	2	16
Carlwell	7	1-3	0-0	0-0	1	0	0	0	0	0	2
Shelton	1	0-0	0-0	0-0	0	0	0	0	0	0	0
Rahon	18	1-4	1-2	0-0	1	0	2	0	0	0	3
Franklin, J.	6	1-1	0-0	0-0	2	2	1	1	0	1	2
Team					5						
Totals	200	27-64	7-22	6-13	37	14	14	9	1	4	67

Halftime: Connecticut 36, San Diego State 27. **FG%:** Connecticut 47.4, San Diego State 42.2. **3FG%:** Connecticut 50.0, San Diego State 31.8. **FT%:** Connecticut 75.0, San Diego State 46.2. **Officials:** Tom O'Neill, Steve Olson, Patrick Adams. **Technical:** San Diego State - Kawhi Leonard, Jamaal Franklin.

SDSU Broadcast Roster

(11) NC State vs. (6) No. 22/23 San Diego State | Nationwide Arena | March 16, 2012



**# 0
ALEC WILLIAMS**

Forward
6-7, 245, Junior-2L
San Juan Capistrano, Calif.
JSerra High

PPG: 4.0 RPG: 2.1 APG: 0.2
FG%: 44.8 3FG: 27.8 FT%: 79.2



**# 2
XAVIER THAMES**

Guard
6-3, 195, Sophomore-TR
Sacramento, Calif.
Washington State Univ.

PPG: 10.3 RPG: 3.2 APG: 4.2
FG%: 40.7 3FG: 32.0 FT%: 83.3



**# 3
LABRADFORD FRANKLIN**

Guard
6-2, 175, Sophomore-1L
Temecula, Calif.
Great Oak High

PPG: 2.9 RPG: 1.5 APG: 1.7
FG%: 39.7 3FG: 20.0 FT%: 86.1



**# 5
GARRETT GREEN**

Forward
6-11, 240, Senior-TR
Woodland Hills, Calif.
LSU

PPG: 6.1 RPG: 4.7 APG: 0.6
FG%: 58.8 3FG: 1/4 FT%: 50.0



**# 10
TIM SHELTON**

Forward
6-7, 240, Senior-3L
Fresno, Calif.
Clovis West High


PPG: 5.3 RPG: 4.7 APG: 1.6
FG%: 49.2 3FG: 12.5 FT%: 63.0



**# 11
JAMES RAHON**

Guard
6-5, 210, Junior-1L
San Diego, Calif.
Santa Clara University


PPG: 8.8 RPG: 2.7 APG: 0.8
FG%: 40.3 3FG: 32.5 FT%: 59.5



**# 21
JAMAAL FRANKLIN**

Guard
6-5, 185, Sophomore-1L
Hawthorne, Calif.
Westwind Prep
International


PPG: 17.2 RPG: 7.9 APG: 1.5
FG%: 43.4 3FG: 31.8 FT%: 79.3



**# 22
CHASE TAPLEY**

Guard
6-3, 195, Junior-2L
Sacramento, Calif.
Sacramento High


PPG: 15.7 RPG: 4.2 APG: 2.2
FG%: 45.7 3FG: 43.3 FT%: 72.5



**# 23
DESHAWN STEPHENS**

Forward
6-8, 215, Junior-JC
Los Angeles, Calif.
Santa Monica College

PPG: 5.2 RPG: 5.0 APG: 0.3
FG%: 60.2 3FG: 0/0 FT%: 39.3



**# 25
NARBEN EBRAHIMIAN**

Guard
6-3, 198, Junior-JC
Glendale, Calif.
Glendale Community College

PPG: 0.9 RPG: 1.3 APG: 0.4
FG%: 25.0 3FG: 00.0 FT%: 33.3



**# 33
JEREMY CASTLEBERRY**

Guard
5-10, 198, Sophomore-HS
Upper Marlboro, Md.
Martin Luther King High

PPG: 1.0 RPG: 0.2 APG: 0.0
FG%: 33.3 3FG: 20.0 FT%: 00.0



**Head Coach
STEVE FISHER**

- – 21st full season as head coach • 442-241
- – 13th year at San Diego State • 258-159
- – 1989 NCAA champion
- – 3 NCAA Championship game appearances
- – 11 NCAA Tournament appearances (17 postseason appearances overall)
- – 2012 MW Coach of the Year, USBWA District IX Coach of the Year | 2011 Naismith National Coach of the Year, NABC National Coach of the Year, MWC Co-Coach of the Year, USBWA District IX Coach of the Year

San Diego State Coaches and Staff

Brian Dutcher, associate head coach
Mark Fisher, assistant coach
Tony Bland, assistant coach
Matt Soria, director of basketball operations
David Velasquez, dir. of player development
Tom Abdenour, athletic trainer

2011-12 SAN DIEGO STATE ALPHABETICAL ROSTER

No.	Name	Pos.	Ht.	Wt.	Yr.	Exp.	Most Recent Div. I Season			Hometown (High School/Previous School)
							PPG	RPG	APG	
33	Jeremy Castleberry	G	5-10	198	So.	HS	--	--	--	Upper Marlboro, Md. (Martin Luther King High (Calif.))
40	Aaron Douglas	G	6-1	190	Jr.	JC	--	--	--	San Diego, Calif. (Charter School of San Diego/Cuyamaca College)
25	Narbeh Ebrahimi	G	6-3	198	Jr.	JC	--	--	--	Glendale, Calif. (Crescenta Valley High/Glendale Community College)
21	Jamaal Franklin	G	6-5	195	So.	1L	2.9	1.9	0.5	Hawthorne, Calif. (Westwind Prep International (Ariz.))
3	LaBradford Franklin	G	6-2	175	So.	1L	2.1	0.9	1.4	Temecula, Calif. (Great Oak High)
5	Garrett Green	F	6-11	240	Sr.	TR	6.3	5.1	0.4	Woodland Hills, Calif. (Taft High/Louisiana State Univ.)
11	James Rahon	G	6-5	210	Jr.	1L	7.0	1.6	0.8	San Diego, Calif. (Torrey Pines High/Santa Clara Univ.)
10	Tim Shelton	F	6-7	240	Sr.	3L	1.6	1.5	0.4	Fresno, Calif. (Clovis West High)
24	Ryan Staten	G	6-1	175	Fr.	HS	--	--	--	San Pablo, Calif. (Piedmont High)
23	DeShawn Stephens	F	6-8	215	Jr.	JC	--	--	--	Los Angeles, Calif. (Chatsworth High/Santa Monica College)
22	Chase Tapley	G	6-3	195	Jr.	2L	8.6	2.4	1.9	Sacramento, Calif. (Sacramento High)
2	Xavier Thames	G	6-3	195	So.	TR	4.6	1.5	1.2	Sacramento, Calif. (Pleasant Grove High/Washington State Univ.)
0	Alec Williams	F	6-7	245	Jr.	2L	2.1	1.4	0.0	San Juan Capistrano, Calif. (JSerra Catholic High)

2011-12 SAN DIEGO STATE NUMERICAL ROSTER

No.	Name	Pos.	Ht.	Wt.	Yr.	Exp.	Most Recent Div. I Season			Hometown (High School/Previous School)
							PPG	RPG	APG	
0	Alec Williams	F	6-6	245	Jr.	2L	2.1	1.4	0.0	San Juan Capistrano, Calif. (JSerra Catholic High)
2	Xavier Thames	G	6-3	195	So.	TR	4.6	1.5	1.2	Sacramento, Calif. (Pleasant Grove High/Washington State Univ.)
3	LaBradford Franklin	G	6-2	175	So.	1L	2.1	0.9	1.4	Temecula, Calif. (Great Oak High)
5	Garrett Green	F	6-11	240	Sr.	TR	6.3	5.1	0.4	Woodland Hills, Calif. (Taft High/Louisiana State Univ.)
10	Tim Shelton	F	6-7	240	Sr.	3L	1.6	1.5	0.4	Fresno, Calif. (Clovis West High)
11	James Rahon	G	6-5	210	Jr.	1L	7.0	1.6	0.8	San Diego, Calif. (Torrey Pines High/Santa Clara Univ.)
21	Jamaal Franklin	G	6-5	195	So.	1L	2.9	1.9	0.5	Hawthorne, Calif. (Westwind Prep International (Ariz.))
22	Chase Tapley	G	6-3	195	Jr.	2L	8.6	2.4	1.9	Sacramento, Calif. (Sacramento High)
23	DeShawn Stephens	F	6-8	215	Jr.	JC	--	--	--	Los Angeles, Calif. (Chatsworth High/Santa Monica College)
24	Ryan Staten	G	6-1	175	Fr.	HS	--	--	--	San Pablo, Calif. (Piedmont High)
25	Narbeh Ebrahimi	G	6-3	198	Jr.	JC	--	--	--	Glendale, Calif. (Crescenta Valley High/Glendale Community College)
33	Jeremy Castleberry	G	5-10	198	So.	HS	--	--	--	Upper Marlboro, Md. (Martin Luther King High (Calif.))
40	Aaron Douglas	G	6-1	190	Jr.	JC	--	--	--	San Diego, Calif. (Charter School of San Diego/Cuyamaca College)

Head Coach: Steve Fisher (Illinois State, 1967)

Associate Head Coach: Brian Dutcher (Minnesota, 1982) | **Assistant Coaches:** Mark Fisher (Michigan, 2001), Tony Bland (San Diego State, 2009)

Director of Operations: Matt Soria (San Diego State, 2002) | **Director of Player Development:** David Velasquez (San Diego State, 2007)

ELIGIBLE IN 2012-13

No.	Name	Pos.	Ht.	Wt.	Yr.	Exp.	Most Recent Div. I Season			Hometown (High School/Previous School)
							PPG	RPG	APG	
20	JJ O'Brien	F	6-7	215	So.	TR	6.4	5.5	1.2	Rancho Cucamonga, Calif. (Alta Loma High/Univ. of Utah)
24	Dwayne Polee II	F	6-7	195	So.	TR	4.4	2.5	0.6	Los Angeles, Calif. (Westchester High/St. John's Univ.)
	James Johnson	F	6-9	238	So.	TR	1.5	1.3	0.3	Wildomar, Calif. (Elsinore High/Univ. of Virginia)

PRONUNCIATIONS

Chase Tapley: TAP-lee

Xavier Thames: Th-AIMS

James Rahon: RAY-hawn

Ryan Staten: STATE-en

Narbeh Ebrahimi: Nar-BAY E-bra-he-me-en



STEVE FISHER

21st FULL SEASON • 13th SEASON AT SDSU • ILLINOIS STATE, 1967

Steve Fisher has guided the Aztec basketball program to unparalleled heights. In 12 seasons, he has taken a program that regularly missed out on the *conference* postseason tournament, to one which has become of the best programs on the West Coast and has the Aztecs routinely mentioned among the elite teams in the country.

The best news for SDSU fans is that the school exercised its contract option on Fisher prior to the 2011-12 season, which keeps the coach on Montezuma Mesa through 2014-15.

When Fisher arrived on the scene in March of 1999, he found a basketball program that wasn't good enough to be called average. The Aztecs had suffered through 13 losing seasons in 14 years. Members of the school's last NCAA team were in the early stages of middle age. The expectations were set. The Aztecs were expected to lose. The year before Fisher's arrival on campus, San Diego State won just four games.

Now those days are a distant memory. Fisher guided San Diego State to the NCAA Tournament in 2002, 2006, 2010 and 2011, the last of which culminated with a 34-3 record and an appearance in the Sweet 16. Fisher has also taken the Aztecs to the NIT in 2003, 2007, 2008 and 2009. In 2009, SDSU advance to the national semifinals. San Diego State has currently been to the postseason six straight years.

On March 26, 1999, San Diego State announced its arrival on the basketball scene in the form of a news conference to introduce its new coach, Steve Fisher. Fresh from a stint with the Sacramento Kings and with three appearances in the Final Four and a national championship in his pocket, he rolled up his sleeves and went to work. And work was needed. It looked to be a daunting challenge and yet the man with one of the highest winning percentages in NCAA Tournament history had no reservations.

No head-coaching career, at any level, started quicker than that of Steve Fisher. Six games into his head-coaching career he was undefeated and sporting a national championship ring. And the success didn't stop with the national title.

Fisher's eight-plus seasons at Michigan produced a 184-82 (.692) record, nine postseason tournament berths and three trips

to the NCAA championship game, including the magical run to the 1989 national title.

Under Fisher, the Wolverines also claimed an NIT championship, won at least 20 games four times and finished among the top three in the powerful Big Ten Conference five times. In 1995, Michigan set a league record by holding opponents to just 39.4 percent shooting from the floor.

Fisher and Co., raised the bar even higher in the postseason. His seven NCAA Tournament teams at Michigan combined for a 20-6 record, which put him fourth among active coaches and ninth in NCAA history with a winning percentage of .769 in the national bracket after his stint in Ann Arbor. Only 13 coaches have taken more teams to the Final Four, including just five that are still active. He is one of three coaches to take three squads to the Final Four in the first five years of a head-coaching career, and one of just six coaches to lead a team to a NIT title as well as the NCAA.

His accomplishments may be even greater at San Diego State. In 2001-02 he led the Aztecs to the postseason for the first time since 1985 and for just the fourth time ever. The 21 wins were second most for the school as a Division I program and the most since 1985. The fact that those numbers came after just three seasons signifies what is one of the great recent turnarounds in college basketball.

He followed that up with a third consecutive season with a .500 or better record in 2002-03 and led SDSU back to the postseason for the second consecutive season for only the second time in the school's Division I history. In addition, SDSU claimed its first Division I postseason victory with a win in the NIT.

In 2006-07, he led SDSU to the MWC regular season and tournament crowns and a berth in the NCAA Tournament. That team finished with a Division I then-school-record 24 wins. And the last five seasons, Fisher has led the Aztecs to five additional 20-win seasons and postseason appearances, including a school-record 34 wins, both the MWC regular season and tournament championships, and a NCAA Sweet 16 berth in 2011.

RECORD BREAKDOWN

	Career
Home	250-71
Away	117-138
Neutral	75-32
By Month	
November	64-22
December	117-41
January	97-66
February	81-66
March	78-42
April	4-2
Games Decided By/In	
1-Point Games	21-8
2 Points	24-19
3 Points or Less	86-58
Overtime	34-16

► Steve Fisher Year-By-Year

Year	School	W	L	Pct.	Conference			Postseason/Honors
					W	L	Pct.	
1989	Michigan	6	0	1.000	-	-	-	NCAA Champions
1989-90	Michigan	23	8	.742	12	6	.667	NCAA Second Round
1990-91	Michigan	14	15	.483	7	11	.389	NIT First Round
1991-92	Michigan	25	9	.735	11	7	.611	NCAA Runner-Up, <i>Basketball Times</i> Coach of the Year
1992-93	Michigan	31	5	.861	15	3	.833	NCAA Runner-Up
1993-94	Michigan	24	8	.750	13	5	.722	NCAA Regional Finalist
1994-95	Michigan	17	14	.548	11	7	.611	NCAA First Round
1995-96	Michigan	20	12	.625	10	8	.556	NCAA First Round
1996-97	Michigan	24	11	.686	9	9	.500	NIT Champions
Eight Full Seasons at UM		184	82	.692	88	56	.611	7 NCAA Tournaments, 9 Postseason Appearances

Year	School	W	L	Pct.	W	L	Pct.	Postseason/Honors
1999-00	San Diego State	5	23	.179	0	14	.000	
2000-01	San Diego State	14	14	.500	4	10	.286	8th-most improved team in the country (Sagarin Ratings)
2001-02	San Diego State	21	12	.636	7	7	.500	NCAA First Round; Aztecs' first NCAA trip since 1985
2002-03	San Diego State	16	14	.552	6	8	.429	NIT Second Round; Aztecs reach postseason in consecutive yrs
2003-04	San Diego State	14	16	.483	5	9	.357	Two players that earned all-league honors return in 04-05
2004-05	San Diego State	11	18	.379	4	10	.286	Young Aztecs drop seven gms. by four pts. or less or OT
2005-06	San Diego State	24	9	.727	13	3	.813	MWC regular season and tournament champs.; NCAA berth
2006-07	San Diego State	22	11	.667	10	6	.625	NIT Second Round; First road win in D-I postseason tourney
2007-08	San Diego State	20	13	.606	9	7	.563	NIT First Round; Third straight 20-win season
2008-09	San Diego State	26	10	.722	11	5	.688	NIT Semifinals; Fourth straight 20-win year; SDSU-record 26 wins
2009-10	San Diego State	25	9	.735	11	5	.667	NCAA First Round, MWC tournament champions
2010-11	San Diego State	34	3	.919	14	2	.875	MWC reg.-season co-champs, tourney champs, MWC COY
2011-12	San Diego State	26	7	.813	10	4	.714	NCAA Tournament; MWC regular-season co-champs; MWC COY
13 Seasons at SDSU		258	159	.619	104	90	.536	5 NCAA Tournaments; 9 Postseason Appearances

	W	L	Pct.	W	L	Pct.	Postseason/Honors
21st-Full Season Career	442	241	.647	192	146	.568	12 NCAA Tournaments, 18 Postseason Appearances

SEASON/CAREER HIGHS

Points

Season 10 vs. SD Christian (1-5-12)
10 vs. Redlands (12-30-11)
10 vs. Elon (12-22-11)
Career 11 vs. Pomona-Pitzer (12-31-09)

Rebounds

Season 8 vs. SD Christian (1-5-12)
Career 8 vs. SD Christian (1-5-12)

Assists

Season 2 vs. UC Riverside (12-19-11)
Career 2 vs. UC Riverside (12-19-11)

Field Goals

Season 4 vs. Chicago State (1-10-12)
4 vs. SD Christian (1-5-12)
4 vs. Elon (12-22-11)
4 vs. UC Riverside (12-19-11)
Career 4 vs. Chicago State (1-10-12)
4 vs. SD Christian (1-5-12)
4 vs. Elon (12-22-11)
4 vs. UC Riverside (12-19-11)

Field Goals Attempted

Season 8 vs. SD Christian (1-5-12)
Career 8 vs. SD Christian (1-5-12)

Three-Point Field Goals

Season 1 vs. Redlands (12-30-11)
1 vs. Elon (12-22-11)
1 vs. UC Riverside (12-19-11)
1 vs. UC Davis (11-13-11)
1 vs. Bryant (11-11-11)
Career 1 - eight times

Three-Point FG Attempted

Season 3 vs. Bryant (11-11-11)
Career 3 vs. Bryant (11-11-11)
3 vs. San Francisco (12-21-10)

Free Throws

Season 7 vs. Redlands (12-30-11)
Career 7 vs. Redlands (12-30-11)

Free Throws Attempted

Season 7 vs. Redlands (12-30-11)
Career 7 vs. Redlands (12-30-11)

Steals

Season 1 at Air Force (2-18-12)
1 vs. SD Christian (1-5-12)
1 vs. Elon (12-22-11)
Career 1 at Air Force (2-18-12)
1 vs. SD Christian (1-5-12)
1 vs. Elon (12-22-11)

Blocked Shots

Season 1 vs. UC Riverside (12-19-11)
Career 1 vs. UC Riverside (12-19-11)
1 vs. Occidental (12-31-10)
1 at Air Force (3-6-10)

Minutes Played

Season 22 vs. Bryant (11-11-11)
Career 22 vs. Bryant (11-11-11)



0 • ALEC WILLIAMS

FORWARD • 6-7 • 245 • JUNIOR - 2L

SAN JUAN CAPISTRANO, CALIF. (JSERRA CATHOLIC HIGH)

SEASON HIGHLIGHTS

- ▶ Has made 15 straight free throws.
- ▶ Recorded four points, two rebounds and a career-high one steal at Air Force (2-18-12).
- ▶ Played a solid eight minutes off the bench and scored six points, including a 4-for-4 effort from the free-throw line vs. Boise State (2-1-12).
- ▶ Contributed eight points off the bench behind a career-high four field goals vs. Chicago State (1-10-12).
- ▶ Scored in double figures for a third straight game with 10 points and added a career-high eight rebounds vs. San Diego Christian (1-5-12).
- ▶ Equaled his season high with 10 points on a career-best 7-for-7 from the free-throw line and grabbed a then-career-high seven rebounds in a starting role vs. Redlands (12-30-11).
- ▶ Produced his first double-figure scoring game of the season vs. Elon (12-22-11) as he finished with 10 points on 4-of-4 shooting in 14 minutes. He also picked up his first career steal.
- ▶ Had one of his best game of the season vs. UC Riverside (12-19-11) as he finished with a season-high nine points and four rebounds. His four field goals, one three-point field goal, two assists and one blocked shot, meanwhile, were career highs.
- ▶ Scored four points, which equaled his previous four outings, on 2-of-4 shooting in 15 minutes at San Diego (12-7-11).
- ▶ Scored two points and grabbed a rebound in three minutes at No. 23/23 Arizona (11-23-11).
- ▶ Matched his season high with four rebounds vs. UC Davis (11-13-11).
- ▶ Started his first career game vs. Bryant (11-11-11) and contributed seven points and four rebounds in a career-high 22 minutes.

CAREER HIGHLIGHTS

- ▶ Has four career double-figure scoring games, three of which have occurred this season.

2011-12 GAME-BY-GAME STATISTICS

Opponent	GS	FG	3FG	FT	O-D-R	PF	TP	A	TO	B	S	MP
Bryant	*	3-6	1-3	0-0	0-4-4	2	7	0	2	0	0	22
Southern Utah	*	1-3	0-0	0-1	0-3-3	5	2	0	2	0	0	19
UC Davis	*	1-7	1-2	1-2	2-2-4	0	4	0	1	0	0	14
at Baylor		0-1	0-1	2-4	2-0-2	3	2	0	3	1	0	9
USC		DNP-CD										
Long Beach State		1-1	0-0	0-0	0-0-0	3	2	0	1	0	0	6
at Arizona		1-2	0-0	0-0	1-0-1	2	2	0	1	0	0	3
at UC Santa Barbara		1-3	0-1	0-0	0-0-0	2	2	0	1	0	0	9
Creighton		0-2	0-0	0-0	0-0-0	2	0	0	0	0	0	5
California		0-0	0-0	0-0	0-0-0	0	0	0	0	0	0	3
at San Diego		2-4	0-1	0-0	0-1-1	3	4	0	3	0	0	15
UC Riverside		4-4	1-1	0-0	1-3-4	4	9	2	1	1	0	14
Elon		4-4	1-1	1-2	0-2-2	0	10	1	0	0	1	14
Redlands	*	1-3	1-2	7-7	0-7-7	3	10	0	1	0	0	21
San Diego Christian		4-8	0-2	2-2	2-6-8	3	10	1	4	0	1	20
Chicago State		4-7	0-1	0-0	2-1-3	0	8	0	1	0	0	13
*UNLV		DNP-CD										
*at New Mexico		1-4	0-0	0-0	0-1-1	2	2	0	0	0	0	6
*Air Force		0-0	0-0	0-0	0-1-1	0	0	0	0	0	1	6
*at Wyoming		0-2	0-0	0-0	0-1-1	1	0	0	1	0	0	2
*at Colorado State		0-0	0-0	0-0	0-0-0	0	0	0	0	0	0	2
*Boise State		1-3	0-2	4-4	1-0-1	0	6	0	0	0	0	8
*TCU		DNP-CD										
*at UNLV		DNP-CD										
*New Mexico		DNP-CD										
*at Air Force		1-3	0-1	2-2	0-2-2	3	4	0	0	0	1	15
*Wyoming		DNP-CD										
*Colorado State		DNP-CD										
*at Boise State		DNP-CD										
*at TCU		DNP-CD										
vs. Boise State		DNP-CD										
v's. Colorado State		DNP-CD										
vs. New Mexico		DNP-CD										

▶ WILLIAMS CAREER STATISTICS

Year	G-GS	Min.-Avg.	FG-FGA	Pct.	3P-3PA	Pct.	FT-FTA	Pct.	OR	DR	Reb	Avg.	PF-D	AT	TO	BS	ST	Pts	Avg.
09-10	12-0	87-7.3	8-18	.444	2-5	.400	5-6	.833	2	12	14	1.2	15-0	3	3	1	0	23	1.9
10-11	10-0	49-4.9	8-21	.381	1-5	.200	4-5	.800	6	8	14	1.4	5-0	0	1	1	0	21	2.1
11-12	21-4	226-10.8	30-67	.448	5-18	.278	19-24	.792	11	34	45	2.1	38-1	4	22	2	4	84	4.0
Totals	43-4	362-8.4	46-106	.434	8-28	.286	28-35	.800	19	54	73	1.7	58-1	7	26	4	4	128	3.0

SEASON/CAREER HIGHS

Points

Season 22 at New Mexico (1-18-12)
Career 22 at New Mexico (1-18-12)

Rebounds

Season 10 at UCSB (11-26-11)
Career 10 at UCSB (11-26-11)

Assists

Season 11 at San Diego (12-7-11)
Career 11 at San Diego (12-7-11)

Field Goals

Season 7 at TCU (3-3-12)
7 at New Mexico (1-18-12)
7 vs. Creighton (11-30-11)
Career 7 at TCU (3-3-12)
7 at New Mexico (1-18-12)
7 vs. Creighton (11-30-11)

Field Goals Attempted

Season 13 vs. Colorado State (2-25-12)
13 vs. Creighton (11-30-11)
Career 13 vs. Colorado State (2-25-12)
13 vs. Creighton (11-30-11)

Three-Point Field Goals

Season 3 at New Mexico (1-18-12)
Career 3 at New Mexico (1-18-12)
3 at Gonzaga (12-2-09)

Three-Point FG Attempted

Season 5 at New Mexico (1-18-12)
Career 5 at New Mexico (1-18-12)

Free Throws

Season 13 at UCSB (11-26-11)
Career 13 at UCSB (11-26-11)

Free Throws Attempted

Season 16 at UCSB (11-26-11)
Career 16 at UCSB (11-26-11)

Steals


Season 3 at San Diego (12-7-11)
Career 3 at San Diego (12-7-11)
3 vs. Oregon State (1-2-10)

Blocked Shots

Season 1 vs. Wyoming (2-22-12)
1 at UNLV (2-11-12)
1 at Colorado State (1-28-12)
1 at Wyoming (1-24-12)
1 vs. UNLV (1-14-12)
1 vs. LBSU (11-19-11)
1 vs. USC (11-17-11)
Career 1 vs. Wyoming (2-22-12)
1 at UNLV (2-11-12)
1 at Colorado State (1-28-12)
1 at Wyoming (1-24-12)
1 vs. UNLV (1-14-12)
1 vs. LBSU (11-19-11)
1 vs. USC (11-17-11)
1 at California (2-13-10)

Minutes Played

Season 41 at UCSB (11-26-11)
Career 41 at UCSB (11-26-11)



2 • XAVIER THAMES

GUARD • 6-3 • 195 • SOPHOMORE - TR

SACRAMENTO, CALIF. (WASHINGTON STATE)

HONORABLE MENTION ALL-MOUNTAIN WEST

BIG NOTES

- Had a pair of career-long streaks snapped in the MW semifinal game: four consecutive double-digit scoring games and eight straight games with more assists than turnovers.
- He has reached double figures in four of his last six games, averaging 11.0 points dueing that stretch.
- His 127 assists are the most by an Aztec players since Richie Williams recorded 151 assists as a senior in 2006-07.
- Has at least as many assists as turnovers in nine of his last 10 games (36 assists, 20 turnovers during that stretch).
- Made his last 23 free-throw attempts dating back to a first-half miss at Air Force (2-18-12).
- Is in 16th place in assists in SDSU single-season history.
- Has the third-most assists by a sophomore in school history, trailing only Tony Gwynn (153) and Richie Williams (151).

SEASON HIGHLIGHTS

- Knocked down both of his three-point field goal attempts and finished with 14 points, five rebounds, three assists and two steals vs. Boise State in the MW quarterfinals (3-8-12).
- Enjoyed a near perfect shooting night by going 7-for-8 from the field and 2-for-2 from the free-throw line en route to 16 points at TCU (3-3-12). He also grabbed seven rebounds.
- Scored all 15 of his points in the second half vs. Colorado State (2-25-12) to spark SDSU's successful rally.
- Went for nine points, a game-high six assists and a game-high two steals vs. Wyoming (2-22-12).
- Recorded a game-high eight assists and grabbed six rebounds at No. 14/16 UNLV (2-11-12).
- Made all six free throws and finished with 10 points, a team-high three assists and zero miscues at Colorado State (1-28-12).
- Scored a career-high 22 points on a career-high seven field goals, including a personal-record three three-pointers, and added four assists against one turnover at New Mexico (1-18-12).
- Missed three games (Elon, Redlands, San Diego Christian) due to a strained right MCL.
- Had his 15 consecutive free-throw streak snapped vs. UC Riverside (12-19-11).
- Registered his second double-double with 11 points and a game-high 11 assists at San Diego (12-7-11). His points-assists double-double and his double-digit assist game is the first since March 1, 2008. The 11 assists are the most in a road game since Dec. 1, 1986.
- Finished with a game-high seven vs. No. 24/23 California (12-4-11).
- Recorded his second straight 20-point game with a then career-high 21 points on a personal-record seven field goals vs. No. rv/22 Creighton (11-30-11). He also added a game-high six assists.
- Had his best game of his career as he went for 20 points and 10 rebounds, for his first career double-double, and added a game-high six assists at UC Santa Barbara (11-26-11). In 41 minutes, he made a career-best 13 free throws and committed just one turnover.
- Went the length of the floor and hit the game-winning layup with less than two seconds left vs. USC (11-17-11). He finished with 12 points and a game-high four assists.

2011-12 GAME-BY-GAME STATISTICS

Opponent	GS	FG	3FG	FT	O-D-R	PF	TP	A	TO	B	S	MP	
Bryant	*	6-10	1-3	3-6	0-4-4	0	16	8	1	0	1	38	
Southern Utah	*	2-6	0-1	1-2	1-3-4	2	5	7	3	0	1	30	
UC Davis	*	3-5	0-1	1-4	0-3-3	2	7	7	1	0	1	32	
at Baylor	*	2-8	0-3	6-7	1-3-4	2	10	4	5	0	2	32	
USC	*	5-9	0-1	2-2	1-1-2	1	12	4	2	1	0	36	
Long Beach State	*	5-12	0-2	5-7	0-1-1	1	15	2	3	1	1	38	
at Arizona	*	3-9	2-2	1-2	0-2-2	3	9	2	6	0	1	33	
at UC Santa Barbara	*	3-8	1-3	13-16	0-10-10	4	20	6	1	0	1	41	
Creighton	*	7-13	1-2	6-7	0-1-1	4	21	6	2	0	0	34	
California	*	3-9	1-2	2-2	0-3-3	3	9	7	2	0	0	29	
at San Diego	*	2-5	0-2	7-7	0-4-4	2	11	11	2	0	3	31	
UC Riverside	*	3-6	1-2	2-3	1-5-6	1	9	1	2	0	0	31	
Elon		DNP-Injured											
Redlands		DNP-Injured											
San Diego Christian		DNP-Injured											
Chicago State		0-2	0-0	4-4	2-2-4	1	4	6	3	0	1	26	
*UNLV	*	2-11	1-2	1-2	0-2-2	2	6	4	6	1	1	35	
*at New Mexico	*	7-11	3-5	5-5	0-1-1	0	22	4	1	0	0	34	
*Air Force	*	2-4	0-1	0-0	0-1-1	3	4	3	4	0	0	27	
*at Wyoming	*	3-6	0-1	2-2	0-0-0	1	8	3	5	1	2	35	
*at Colorado State	*	2-11	0-2	6-6	0-2-2	4	10	3	0	1	1	34	
*Boise State	*	1-7	0-1	4-4	1-2-3	0	6	2	3	0	1	32	
*TCU	*	1-5	0-0	1-2	2-0-2	3	3	1	4	0	0	30	
*at UNLV	*	3-8	1-2	1-1	0-6-6	3	8	8	2	1	2	36	
*New Mexico	*	3-6	0-1	3-4	2-3-5	3	9	4	4	0	1	40	
*at Air Force	*	2-7	0-2	5-6	0-3-3	4	9	5	3	0	0	36	
*Wyoming	*	3-8	0-1	3-3	0-1-1	1	9	6	1	1	2	36	
*Colorado State	*	6-13	1-1	2-2	1-3-4	3	15	1	1	0	0	32	
*at Boise State	*	3-5	0-1	4-4	0-0-0	1	10	1	0	0	1	35	
*at TCU	*	7-8	0-0	2-2	1-6-7	5	16	2	1	0	0	36	
*vs. Boise State	*	5-11	2-2	2-2	0-5-5	3	14	3	2	0	2	37	
*vs. Colorado State	*	1-7	1-3	4-4	0-6-6	2	7	2	3	0	2	36	
*vs. New Mexico	*	1-6	0-1	2-2	0-1-1	3	4	4	3	0	2	30	

*vs. North Carolina St.

MISCELLANEOUS STATS/SAN DIEGO STATE RECORD

Category	2011-12 Season Games	SDSU W/L	Career Games
Double-Figure Scoring	13	10-3	17
Double-Figure Assists	1	1-0	1
Double-Figure Rebounds	1	1-0	1
Double-Doubles	2	2-0	2
Led SDSU in Scoring	3	2-1	
Led SDSU in Rebounding	3	3-0	
Led SDSU in Assists	21	14-7	
20+ Point Games	3	2-1	3
6+ Assist Games	10	8-2	10
Consecutive Games	Current	Long	
Double-Figure Scoring	0	4	
With At Least 1 Assist	31	31	
Played 30 or More Minutes	14	14	
Consecutive Made FTs	23		

► THAMES CAREER STATISTICS

* at WASHINGTON STATE

Year	G-GS	Min.-Avg.	FG-FGA	Pct.	3P-3PA	Pct.	FT-FTA	Pct.	OR	DR	Reb	Avg.	PF-D	AT	TO	BS	ST	Pts	Avg.
09-10*	31-4	546-17.6	54-131	.412	9-34	.265	25-39	.641	13	32	45	1.5	59-0	38	29	1	24	142	4.6
11-12	30-29	1012-33.7	96-236	.407	16-50	.320	100-120	.833	13	84	97	3.2	67-1	127	76	7	29	308	10.3
Totals	61-33	1558-25.5	150-367	.409	25-84	.298	125-159	.786	26	116	142	2.3	126-1	165	105	8	53	450	7.4

SEASON/CAREER HIGHS

Points
 Season 13 vs. UC Davis (11-13-11)
 Career 13 vs. UC Davis (11-13-11)

Rebounds
 Season 5 vs. Redlands (12-30-11)
 Career 5 vs. Redlands (12-30-11)

Assists
 Season 5 vs. Colorado State (2-25-12)
 5 vs. UC Davis (11-13-11)
 Career 6 vs. SD Christian (11-26-10)

Field Goals
 Season 5 vs. Southern Utah (11-12-11)
 Career 5 vs. Southern Utah (11-12-11)

Field Goals Attempted
 Season 9 vs. Southern Utah (11-12-11)
 Career 9 vs. Southern Utah (11-12-11)

Three-Point Field Goals
 Season 1 vs. Colorado State (3-9-12)
 1 at Boise State (2-29-12)
 1 at New Mexico (1-18-12)
 1 vs. UC Davis (11-13-11)
 1 vs. Southern Utah (11-12-11)
 Career 1 vs. Colorado State (3-9-12)
 1 at Boise State (2-29-12)
 1 at New Mexico (1-18-12)
 1 vs. UC Davis (11-13-11)
 1 vs. Southern Utah (11-12-11)
 1 vs. Wyoming (1-29-11)
 1 vs. SD Christian (11-26-10)

Three-Point FG Attempted
 Season 3 vs. Southern Utah (11-12-11)
 Career 3 vs. Southern Utah (11-12-11)

Free Throws
 Season 8 vs. UC Davis (11-13-11)
 Career 8 vs. UC Davis (11-13-11)

Free Throws Attempted
 Season 8 vs. UC Davis (11-13-11)
 Career 8 vs. UC Davis (11-13-11)

Steals
 Season 1 at TCU (3-3-12)
 1 at Boise State (2-29-12)
 1 at Air Force (2-18-12)
 1 vs. Boise State (2-1-12)
 1 at Colorado State (1-24-12)
 1 vs. Redlands (12-30-11)
 1 vs. Elon (12-22-11)
 1 vs. UC Riverside (12-19-11)
 1 vs. LBSU (11-19-11)
 Career 2 vs. Cal Poly (12-13-10)

Blocked Shots
 Season 1 vs. Bryant (11-11-11)
 Career 1 vs. Bryant (11-11-11)

Minutes Played
 Season 27 vs. Redlands (12-30-11)
 Career 27 vs. Redlands (12-30-11)



3 • LABRADFORD FRANKLIN

GUARD • 6-2 • 175 • SOPHOMORE - IL
 TEMECULA, CALIF. (GREAT OAK HIGH)

BIG NOTES

- ▶ Played in 16 consecutive games and 32 of San Diego State's 33 games this season.
- ▶ Despite averaging 12.3 minutes per game and owning the eighth-most minutes played on the team, Franklin has the second-most assists on the squad (53).
- ▶ Had a streak of 21 consecutive made free throws broken on his final attempt in overtime at Boise State (3-8-12). Prior to that miss, his last previous miss was on Dec. 4, 2011.
- ▶ Currently, he has made 21 of his last 23 attempts from the line.
- ▶ San Diego State is 7-0 when he connects on a three-point field goal.
- ▶ Has at least one assist 21 of his last 22 games played and has 16 assists in his last seven games (2.3 appg).

SEASON HIGHLIGHTS

- ▶ Made his seventh career three-point field goal in the victory over Colorado State in the MW tournament semifinals.
- ▶ Recorded three points, two rebounds - both offensive - two assists and one steal in 12 minutes at TCU (3-3-12).
- ▶ Matched his career high with one three-point field goal and grabbed two rebounds at Boise State (2-29-12).
- ▶ Led the team with a season- and game-high five assists vs. Colorado State (2-25-12).
- ▶ Finished with two points, two rebounds and four assists, which was one off his season high, vs. Wyoming (2-22-12).
- ▶ Played double-digit minutes in a career-best six consecutive games until the streak was broken at No. 14/16 UNLV (2-11-12).
- ▶ Committed one or fewer turnovers in seven of his last nine games played.
- ▶ Shared game-high honors with three assists at Wyoming (1-24-12), which marked the first time he has led the team in assists this season.
- ▶ Came off the bench and enjoyed a nearly flawless stat line: 3-3 FG, 1-1 3FG, 2-2 FT, nine points, three rebounds, two assists, zero turnovers, 13 minutes at New Mexico (1-18-12).
- ▶ Had four assists and zero turnovers while scoring four points against San Diego Christian (1-5-12).
- ▶ Scored 11 points, grabbed a career-high five rebounds and added four assists in a career-high 27 minutes vs. Redlands (12-30-11).
- ▶ Made all four of his free-throw attempts and finished with four points, two rebounds, two assists and a season-high-tying one steal vs. Elon (12-22-11).
- ▶ Connected on three of his five field-goal attempts and finished with six points, three rebounds, three assists and a season-high one steal in 18 minutes vs. UC Riverside (12-19-11).
- ▶ Scored two points and had one assist at San Diego (12-7-11), marking his first points and assist since the game at Baylor.
- ▶ Scored a career-high 13 points on a perfect 8-for-8 performance from the free-throw line, and had a season-high five assists vs. UC Davis (11-13-11).
- ▶ Scored a then-career-high 12 points to go along with a personal-best four rebounds vs. Southern Utah (11-12-11).
- ▶ Tied his career-high with 23 minutes of action vs. Bryant (11-11-11).

2011-12 GAME-BY-GAME STATISTICS

Opponent	GS	FG	3FG	FT	O-D-R	PF	TP	A	T	B	S	MP
Bryant	2-4	0-2	1-3	0-2-2	2	5	1	4	1	0	0	23
Southern Utah	5-9	1-3	1-1	0-4-4	1	12	1	4	0	0	0	24
UC Davis	2-4	1-2	8-8	0-3-3	1	13	5	1	0	0	0	19
at Baylor	1-2	0-0	0-0	1-0-1	1	2	3	1	0	0	0	12
USC	0-0	0-0	0-0	0-0-0	0	0	0	0	0	0	0	3
Long Beach State	0-1	0-0	0-0	0-0-0	1	0	0	0	0	1	0	3
at Arizona	0-2	0-0	0-0	1-1-1	1	0	0	1	0	0	0	9
at UC Santa Barbara	0-0	0-0	0-0	0-0-0	0	0	0	2	0	0	0	2
Creighton	0-1	0-1	0-2	0-0-0	0	0	0	0	0	0	0	2
California	0-0	0-0	0-0	0-0-0	2	0	0	1	0	0	0	5
at San Diego	1-1	0-0	0-0	0-0-0	1	2	1	1	0	0	0	4
UC Riverside	3-5	0-1	3-3	1-2-3	0	6	3	2	0	1	0	18
Elon	0-1	0-0	4-4	0-2-2	4	4	2	3	0	1	0	18
Redlands	3-5	0-0	5-5	0-5-5	1	11	4	5	0	1	0	27
San Diego Christian	2-2	0-0	0-0	0-3-3	0	4	4	0	0	0	0	16
Chicago State	0-1	0-1	0-0	0-0-0	1	0	1	1	0	0	0	9
*UNLV DNP-CD												
*at New Mexico	3-3	1-1	2-2	0-3-3	1	9	2	0	0	0	0	13
*Air Force	1-3	0-1	0-0	1-2-3	2	2	1	1	0	0	0	16
*at Wyoming	0-0	0-0	0-0	0-0-0	3	0	3	2	0	0	0	15
*at Colorado State	0-4	0-2	0-0	0-1-1	2	0	1	1	0	1	0	12
*Boise State	1-2	0-1	3-3	1-1-2	1	5	1	1	0	1	0	13
*TCU	1-3	0-2	0-0	0-1-1	1	2	2	0	0	0	0	12
*at UNLV	0-2	0-0	0-0	0-1-1	0	0	0	3	0	0	0	8
*New Mexico	0-0	0-0	0-0	0-0-0	0	0	1	0	0	0	0	3
*at Air Force	0-3	0-2	4-4	0-3-3	1	4	1	1	0	1	0	15
*Wyoming	1-3	0-1	0-0	0-2-2	2	2	4	2	0	0	0	15
*Colorado State	0-2	0-0	0-0	0-1-1	0	0	5	1	0	0	0	15
*at Boise State	1-4	1-1	0-0	0-2-2	3	3	1	3	0	1	0	19
*at TCU	0-1	0-1	3-4	2-0-2	3	3	2	3	0	1	0	12
*vs. Boise State	0-1	0-1	0-0	0-0-0	1	0	1	1	0	0	0	7
*vs. Colorado State	1-2	1-2	0-0	1-1-2	1	3	1	1	0	0	0	11
*vs. New Mexico	1-2	0-0	0-0	0-0-0	0	2	2	1	0	0	0	14
^vs. North Carolina St.												

MISCELLANEOUS STATS/SAN DIEGO STATE RECORD

Category	2011-12 Season		Career	
	Games	SDSU W/L	Games	SDSU W/L
Double-Figure Scoring	3	3-0	3	3-0
Led SDSU in Scoring	0		0	
Led SDSU in Rebounding	0		0	
Led SDSU in Assists	2	2-0	3	3-0
4+ Assist Games	5	5-0	6	6-0
4+ Free Throw Attempts	5	4-1	6	5-1
Made a 3FG	5	5-0	7	7-0
Consecutive Games				
Played	Current	16	Long	16
Point Scored	Current	2	Long	5
With At Least One Assist	Current	9	Long	12
Played 12 or More Minutes	Current	1	Long	6
Consecutive Made FTs				
	Current	0	Long	21

FRANKLIN CAREER STATISTICS

Year	G-GS	Min.-Avg.	FG-FGA	Pct.	3P-3PA	Pct.	FT-FTA	Pct.	OR	DR	Reb	Avg.	PF-D	AT	TO	BS	ST	Pts	Avg.
10-11	17-1	135-7.9	11-27	.407	2-10	.200	12-15	.800	1	14	15	0.9	12-0	23	17	0	3	36	2.1
11-12	32-0	394-12.3	29-73	.397	5-25	.200	31-36	.861	7	40	47	1.5	37-0	53	47	1	9	94	2.9
Totals	49-1	529-10.8	40-100	.400	7-35	.200	43-51	.843	8	54	62	1.3	49-0	76	64	1	12	130	2.7

SEASON/CAREER HIGHS

Points

Season 14 vs. Wyoming (2-22-12)
14 vs. SD Christian (1-5-12)
14 vs. Bryant (11-11-11)
Career 18 at Auburn (1-8-11)

Rebounds

Season 11 vs. Southern Utah (11-12-11)
11 vs. Bryant (11-11-11)
Career 13 vs. Wichita State (12-18-10)

Assists

Season 3 vs. UC Riverside (12-19-11)
3 vs. Bryant (11-11-11)
Career 3 vs. UC Riverside (12-19-11)
3 vs. Bryant (11-11-11)
3 at Florida (1-16-10)

Field Goals

Season 7 vs. Bryant (11-11-11)
Career 9 at Auburn (1-8-11)

Field Goals Attempted

Season 10 vs. Bryant (11-11-11)
Career 16 at Kentucky (1-15-11)

Three-Point Field Goals

Season 1 vs. Colorado State (3-9-12)
Career 2 at Kentucky (1-15-11)

Three-Point FG Attempted

Season 1 vs. Colorado State (3-9-12)
1 vs. California (12-4-11)
1 vs. UC Davis (11-13-11)
Career 5 at Kentucky (1-15-11)

Free Throws

Season 10 vs. SD Christian (1-5-12)
Career 10 vs. SD Christian (1-5-12)

Free Throws Attempted

Season 14 vs. SD Christian (1-5-12)
Career 14 vs. SD Christian (1-5-12)

Steals

Season 2 at Baylor (11-15-11)
2 vs. Southern Utah (11-12-11)
Career 3 vs. Vanderbilt (3-10-11)
3 vs. Centenary (11-24-10)
3 vs. Arkansas (2-24-10)

Blocked Shots

Season 3 vs. Colorado State (2-25-12)
Career 3 vs. Colorado State (2-25-12)

Minutes Played

Season 30 vs. Bryant (11-11-11)
Career 34 vs. Arkansas (1-12-11)



5 • GARRETT GREEN

FORWARD • 6-11 • 240 • SENIOR - TR
WOODLAND HILLS, CALIF. (LSU)

BIG NOTES

- ▶ Has produced bug numbers in the last two games: 18 points, 13 rebounds, 3 blocked shots, 6-of-8 FGs in 49 minutes
- ▶ One of three players (Chase Tapley and DeShawn Stephens) to see action in all 32 games this season.
- ▶ Made 11 of his last 14 attempts (78.6 percent) from the field and 23 of his last 33 attempts (69.7 percent) from the floor.
- ▶ Had a streak of scoring in 25 consecutive games broken in the regular-season finale at TCU (3-3-12).
- ▶ Played in 65 consecutive games dating back to his sophomore season at LSU (3-6-10 was his last DNP).

SEASON HIGHLIGHTS

- ▶ Played 25 minutes against New Mexico in the Mountain West finals, his highest minute total since before conference season began (26 minutes vs. San Diego Christian, 1-5-12). He rewarded the coaching staff with eight points, nine rebounds and two blocked shots.
- ▶ Against Colorado State in the Mountain West semifinals, he played 24 minutes and recorded 10 points (3-3 FGs), four rebounds.
- ▶ Started on Senior Night vs. Colorado State (2-25-12) and blocked a career-high three shots and added three points and three rebounds.
- ▶ In 20 minutes vs. Wyoming (2-22-12), he went 6-for-6 from the field en route to a season- and game-high 14 points.
- ▶ Started in place of the injured Jamaal Franklin and finished with five points and 10 rebounds in 18 minutes at Air Force (2-18-12) before suffering an ankle injury.
- ▶ Had his most productive Mountain West game vs. New Mexico (2-15-12) with nine points and a career-high two blocks in 19 minutes off the bench.
- ▶ Came off the bench and contributed five points and four rebounds at No. 14/16 UNLV (2-11-12).
- ▶ Scored seven points, his highest total of Mountain West play, against Air Force (1-21-12) and TCU (2-4-12).
- ▶ Posted 14 points on a career-best 10-for-14 from the free-throw line against San Diego Christian (1-5-12).
- ▶ Scored 10 points, marking the first time in his Aztec career that he posted two straight double-digit scoring games, and grabbed seven rebounds vs. Redlands (12-30-11).
- ▶ Dished a career-high three assists and added nine points vs. UC Riverside (12-19-11).
- ▶ Collected a game-high 10 rebounds, for his third double-figure rebounding game of the season, vs. No. 24/23 California (12-4-11).
- ▶ Grabbed seven rebounds, marking the fourth straight outing with at least seven rebounds, vs. No. rv/22 Creighton (11-30-11).
- ▶ Scored in double figures (13) for the first time in seven games and added nine rebounds, his second-highest total of the season, at UC Santa Barbara (11-26-11).
- ▶ Nearly had a double-double with eight points and seven rebounds vs. Long Beach State (11-19-11).
- ▶ Went for eight points, which was more than his previous two outings combined, and five rebounds vs. USC (11-18-11).
- ▶ Grabbed a game-high 11 rebounds and blocked two shots vs. Southern Utah (11-12-11).
- ▶ Posted a double-double (14 points, game-high-tying 11 rebounds) and added a career-matching three assists vs. Bryant (11-11-11).

2011-12 GAME-BY-GAME STATISTICS

Opponent	GS	FG	3FG	FT	O-D-R	PF	TP	A	TO	B	S	MP
Bryant	*	7-10	0-0	0-2	5-6-11	2	14	3	1	1	1	30
Southern Utah	*	3-4	0-0	3-5	4-7-11	4	9	0	5	0	2	27
UC Davis	*	3-7	0-1	0-2	1-4-5	0	6	0	0	1	0	26
at Baylor	*	0-2	0-0	0-0	1-1-2	3	0	0	3	0	2	15
USC	*	3-6	0-0	2-2	0-5-5	0	8	0	2	0	0	22
Long Beach State	*	3-4	0-0	2-3	3-4-7	0	8	0	1	1	1	21
at Arizona	*	1-5	0-0	0-0	0-7-7	0	2	1	0	0	0	25
at UC Santa Barbara	*	4-6	0-0	5-12	3-6-9	0	13	0	0	0	0	23
Creighton	*	2-4	0-0	0-0	3-4-7	3	4	1	2	0	0	23
California	*	3-6	0-1	0-0	3-7-10	3	6	0	3	0	0	29
at San Diego	*	1-4	0-0	0-0	0-5-5	0	2	2	0	0	0	22
UC Riverside	*	4-7	0-0	1-2	1-3-4	0	9	3	2	0	1	25
Elon	*	5-8	0-0	0-1	3-2-5	1	10	1	0	1	0	24
Redlands		5-7	0-0	0-5	3-4-7	1	10	1	0	1	0	22
San Diego Christian	*	2-4	0-0	10-14	3-1-4	1	14	2	1	0	1	26
Chicago State	*	0-0	0-0	2-3	1-2-3	1	2	0	2	0	0	20
*UNLV		1-1	0-0	0-0	0-3-3	1	2	0	0	1	1	13
*at New Mexico		2-3	0-0	0-0	1-1-2	2	4	0	1	0	0	9
*Air Force		3-5	0-0	1-1	0-0-0	0	7	0	0	0	0	10
*at Wyoming		2-5	0-0	0-0	0-4-4	1	4	1	0	0	0	17
*at Colorado State		1-1	0-0	0-0	1-0-1	2	2	0	1	0	0	9
*Boise State		0-0	0-0	1-2	0-0-0	2	1	0	0	1	0	5
*TCU		3-4	0-0	1-2	0-2-2	4	7	0	2	0	1	12
*at UNLV		2-3	0-0	1-2	0-4-4	3	5	0	1	0	0	15
*New Mexico		4-6	0-0	1-5	1-1-2	3	9	0	1	2	0	19
*at Air Force	*	2-5	0-0	1-2	5-5-10	2	5	1	2	0	0	18
*Wyoming		6-6	0-0	2-4	1-2-3	0	14	0	1	0	0	20
*Colorado State	*	1-2	0-1	1-2	0-3-3	1	3	0	0	3	0	17
*at Boise State		1-2	0-0	1-2	1-0-1	0	3	0	1	0	0	11
*at TCU		0-1	0-0	0-0	2-3-5	3	0	0	1	0	0	20
*vs. Boise State		0-0	0-0	0-0	0-0-0	1	0	0	1	0	0	9
*vs. Colorado State		3-3	1-1	3-5	1-3-4	2	10	1	0	1	0	24
*vs. New Mexico		3-5	0-0	2-2	2-7-9	2	8	0	1	2	0	25
*vs. North Carolina St.												

MISCELLANEOUS STATS/SAN DIEGO STATE RECORD

Category	2011-12 Season Games	SDSU W/L	Career Games
Double-Figure Scoring	7	7-0	16
Double-Figure Rebounds	4	3-1	6
Double-Doubles	1	1-0	3
Led SDSU in Scoring	1	1-0	
Led SDSU in Rebounding	4	4-0	
Led SDSU in Assists	0		
20+ Point Games	3	2-1	3
6+ Assist Games	10	8-2	10
Consecutive Games	Current	Long	
Double-Figure Scoring	0	3	
With At Least 1 Rebound	2	30	
Without Fouling Out	33	48	
Consecutive Games Played	66		

GREEN CAREER STATISTICS

Year	G-GS	Min.-Avg.	FG-FGA	Pct.	3P-3PA	Pct.	FT-FTA	Pct.	OR	DR	Reb	Avg.	PF-D	AT	TO	BS	ST	Pts	Avg.
07-08*	25-1	24.1-9.6	20-47	.426	2-5	.400	3-7	.429	17	23	40	1.6	41-1	3	11	5	1	45	1.8
09-10*	30-11	32.0-10.7	27-80	.338	1-4	.250	8-27	.296	32	42	74	2.5	51-1	9	30	10	12	63	2.1
10-11*	32-5	57.5-18.0	82-183	.448	5-19	.263	33-75	.440	64	98	162	5.1	80-3	12	38	12	19	202	6.3
11-12	33-17	63.3-19.2	80-136	.588	1-4	.250	40-80	.500	49	106	155	4.7	48-0	19	35	15	10	201	6.1
Totals	120-34	1769-14.7	209-446	.469	9-32	.281	84-189	.444	162	269	431	3.6	220-5	43	114	42	42	511	4.3

* at LSU

SEASON/CAREER HIGHS

Points

Season 13 at Air Force (2-18-12)
13 vs. New Mexico (2-15-12)
Career 17 vs. Saint Mary's (12-13-08)
17 at N. Colo. (12-3-08)

Rebounds

Season 11 at Air Force (2-18-12)
Career 12 vs. UNLV (3-7-09)

Assists

Season 4 vs. TCU (2-4-12)
4 vs. UNLV (1-14-12)
4 vs. Elon (12-22-11)
Career 4 vs. TCU (2-4-12)
4 vs. UNLV (1-14-12)
4 vs. Elon (12-22-11)
4 at Wyoming (1-9-10)
4 vs. CSUN (12-22-08)
4 at Fresno State (11-11-07)

Field Goals

Season 5 at Air Force (2-18-12)
Career 7 vs. Colorado St. (3-4-09)
7 vs. Saint Mary's (12-13-08)

Field Goals Attempted

Season 10 at Air Force (2-18-12)
Career 11 vs. Saint Mary's (12-13-08)

Three-Point Field Goals

Season 1 vs. New Mexico (2-15-12)
Career 2 at Wyoming (1-9-10)
2 at N. Colo. (12-3-08)

Three-Point FG Attempted

Season 1 - five times
Career 4 at LBSU (11-13-10)

Free Throws

Season 5 at Boise State (2-29-12)
Career 5 at Boise State (2-29-12)

Free Throws Attempted

Season 8 at Air Force (2-18-12)
Career 8 at Air Force (2-18-12)

Steals

Season 2 vs. Wyoming (2-22-12)
2 vs. Air Force (1-21-12)
2 vs. LBSU (11-19-11)
2 at Baylor (11-15-11)
2 vs. Southern Utah (11-12-11)
Career 3 vs. Seattle (11-28-08)

Blocked Shots

Season 2 vs. Colorado State (2-25-12)
Career 3 at Air Force (1-3-09)

Minutes Played

Season 37 vs. California (12-4-11)
Career 37 vs. California (12-4-11)



10 • TIM SHELTON

FORWARD • 6-7 • 240 • SENIOR - 3L

FRESNO, CALIF. (CLOVIS WEST HIGH)

MOUNTAIN WEST ALL-DEFENSIVE TEAM, HONORABLE MENTION ALL-MOUNTAIN WEST

BIG NOTES

► Played in 61 games played without scoring in double figures, covering a span of 95 San Diego State games and 1,050 days (2 years, 10 months, 14 days), but has now done so in four of his last nine games (8.0 ppg).

► Shot 50 percent or better from the field in seven of the last eight games (23-of-42, 54.8 pct.) and in 14 of his last 17 contests.

► Has scored a point in 19 consecutive games in which he has played.

► Wrote and performed a rap song called "Aztec Motto", the video of which was played before the starting lineups at home games.

► Works with a charity called "26 Seconds", that works to keep at-risk students in school.

► Has endured four knee surgeries during his time at San Diego State.

SDSU CAREER RANKINGS

► Tied for third in career victories (85).

SEASON HIGHLIGHTS

► Converted a key three-point play, which tied the game and eventually sent it to overtime at TCU (3-3-12).

► Made a career-high five free throws en route to 11 points at Boise State (2-29-12).

► Finished with six points, seven rebounds and a season-high two blocks on Senior Night vs. Colorado State (2-25-12).

► Scored in double figures in three straight outings (vs. New Mexico, at Air Force, vs. Wyoming) for the first time since Dec. 2008.

► Went for 10 points, a team-high seven rebounds and a season-high two steals vs. Wyoming (2-22-12).

► Scored a season-high 13 points and grabbed a season-best 11 rebounds at Air Force (2-18-12). His double-double was his first of the season.

► Scored in double figures for the first time since March 31, 2009 and his most since March 4, 2009, with his 13 vs. New Mexico (2-15-12). He also connected on his first three-point attempt since March 12, 2011, and took two charges.

► Grabbed seven rebounds at No. 14/16 UNLV (2-11-12).

► Pulled down a season- and game-high eight rebounds vs. Boise State (2-1-12).

► Was one rebound shy of his season high as he had seven at Colorado State (1-28-12).

► Had six or more rebounds in four straight games (broken at Wyoming), which was a season high and marked the first time he has accomplished the feat since his redshirt freshman year when he did it in seven consecutive outings (2008-09).

► Pulled down a game-high eight rebounds at New Mexico (1-18-12).

► Started vs. No. 12 UNLV (1-14-12) and had six rebounds and a career-high four assists.

► Missed three games in December (UC Riverside, Redlands, San Diego Christian) due to the coaching staff's decision to rest his knees.

► Finished a rebound short of his season high and finished with six rebounds and six points in a career-high 37 minutes vs. No. 24/23 California (12-4-11).

► Scored a season-high eight points and grabbed four rebounds vs. No. rv/22 Creighton (11-30-11).

► Drew six charges, scored six points, grabbed six rebounds and had three assists at No. 23/23 Arizona (11-23-11).

2011-12 GAME-BY-GAME STATISTICS

Opponent	GS	FG	3FG	FT	O-D-R	PF	TP	A	TO	B	S	MP
Bryant	*	2-6	0-1	0-0	3-4-7	1	4	1	1	1	0	24
Southern Utah	*	1-2	0-0	0-0	0-0-0	2	2	2	2	0	2	13
UC Davis	*	0-1	0-0	0-0	1-1-2	1	0	3	0	0	0	20
at Baylor	*	1-7	0-1	2-2	1-2-3	5	4	1	0	0	2	28
USC	*	2-4	0-0	1-1	3-3-6	2	5	2	1	0	1	36
Long Beach State	*	1-4	0-1	0-0	3-2-5	5	2	2	2	1	2	26
at Arizona	*	3-5	0-0	0-0	2-4-6	3	6	3	1	1	0	33
at UC Santa Barbara	*	2-6	0-0	0-0	2-3-5	5	4	1	1	0	0	23
Creighton	*	4-8	0-0	1-1	2-2-4	3	8	0	0	0	0	28
California	*	2-7	0-0	2-2	3-3-6	1	6	1	1	0	1	37
at San Diego	*	0-1	0-0	0-0	0-0-0	0	0	0	0	0	0	7
UC Riverside		DNP-CD, Injured										
Elon	*	3-3	0-0	1-1	0-3-3	1	7	4	1	0	1	19
Redlands		DNP-CD, Injured										
San Diego Christian		DNP-CD, Injured										
Chicago State		2-5	0-1	0-0	2-4-6	0	4	2	2	1	0	21
*UNLV	*	1-1	0-0	1-2	1-5-6	3	3	4	3	0	1	31
*at New Mexico	*	2-4	0-0	0-1	4-4-8	3	4	2	0	0	1	26
*Air Force	*	3-4	0-0	0-0	1-5-6	2	6	3	1	0	2	29
*at Wyoming	*	2-2	0-0	1-2	0-3-3	3	5	1	0	0	0	22
*at Colorado State	*	3-3	0-0	0-0	3-4-7	2	6	0	0	1	0	23
*Boise State	*	1-2	0-1	1-2	2-6-8	5	3	1	2	0	1	27
*TCU	*	1-3	0-1	2-2	0-2-2	1	4	4	1	0	0	18
*at UNLV	*	2-3	0-0	1-4	1-6-7	1	5	1	3	0	0	24
*New Mexico	*	4-9	1-1	4-4	1-0-1	3	13	2	2	0	0	28
*at Air Force	*	5-10	0-0	3-8	4-7-11	3	13	2	1	0	0	31
*Wyoming	*	4-7	0-0	2-2	3-4-7	1	10	1	0	1	2	37
*Colorado State	*	3-5	0-0	0-0	4-3-7	1	6	1	1	2	1	30
*at Boise State	*	3-5	0-0	5-7	1-3-4	3	11	1	1	0	0	25
*at TCU	*	2-4	0-0	2-3	1-1-2	5	6	3	1	0	0	18
*vs. Boise State	*	3-4	0-0	1-2	1-3-4	1	7	0	1	0	0	17
*vs. Colorado State	*	2-4	0-0	0-0	3-0-3	3	4	0	0	0	0	13
*vs. New Mexico	*	1-3	0-1	0-0	3-0-3	2	2	1	1	0	0	18
*vs. North Carolina St.												

MISCELLANEOUS STATS/SAN DIEGO STATE RECORD

Category	2011-12 Season Games	SDSU W/L	Career Games	SDSU W/L
Double-Figure Scoring	4	2-2	16	9-7
Double-Figure Rebounds	1	0-1	4	2-2
Double-Doubles	1	0-1	2	0-2
Led SDSU in Scoring	0		3	
Led SDSU in Rebounding	4	3-1	14	
Led SDSU in Assists	4	4-0	7	
7+ Rebound Games	8	5-3	18	12-6
4+ Assist Games	3	3-0	6	5-1

Consecutive Games	Current	Long
Point Scored	19	40
Consecutive Games Played	18	20
Consecutive Games Started	17	14
With At Least One Assist	1	9
20 or More Minutes Played	0	16

► SHELTON CAREER STATISTICS

Year	G-GS	Min.-Avg.	FG-FGA	Pct.	3P-3PA	Pct.	FT-FTA	Pct.	OR	DR	Reb	Avg.	PF-D	AT	TO	BS	ST	Pts	Avg.
07-08	4-3	113-28.3	16-29	.552	1-3	.333	7-9	.778	7	12	19	4.8	9-0	6	6	2	5	40	10.0
08-09	34-13	780-22.9	105-209	.502	8-25	.320	49-87	.563	73	88	161	4.7	75-3	43	32	11	21	267	7.9
09-10	9-2	116-12.9	9-26	.346	4-9	.444	8-18	.444	10	8	18	2.0	16-1	13	8	1	1	30	3.3
10-11	31-0	292-9.4	21-56	.375	4-17	.235	5-11	.455	13	34	47	1.5	34-0	12	9	1	6	51	1.6
11-12	30-29	732-24.4	65-132	.492	1-8	.125	29-46	.630	55	87	142	4.7	71-5	49	30	8	17	160	5.3
Totals	108-47	2033-18.8	216-452	.478	18-62	.290	98-171	.573	158	229	387	3.6	205-9	123	85	23	50	548	5.1

SEASON/CAREER HIGHS

Points

Season 22 vs. UNLV (1-14-12)
 Career 25 vs. LMU (1-29-09)
 25 vs. Houston Baptist (1-25-09)

Rebounds

Season 7 at Baylor (11-15-11)
 Career 7 at Baylor (11-15-11)

Assists

Season 4 vs. TCU (2-4-12)
 Career 5 vs. Houston Baptist (1-25-09)
 5 vs. San Francisco (1-23-09)

Field Goals

Season 8 vs. UNLV (1-14-12)
 8 vs. LBSU (11-19-11)
 Career 8 vs. UNLV (1-14-12)
 8 vs. LBSU (11-19-11)
 8 vs. Gonzaga (3-8-09)
 8 vs. LMU (1-29-09)

Field Goals Attempted

Season 17 vs. LBSU (11-19-11)
 Career 17 vs. LBSU (11-19-11)

Three-Point Field Goals

Season 5 vs. Colorado State (3-9-12)
 5 vs. UC Riverside (12-19-11)
 Career 5 vs. Colorado State (3-9-12)
 5 vs. UC Riverside (12-19-11)
 5 vs. Occidental (12-31-10)
 5 vs. LMU (1-29-09)
 5 vs. Houston Baptist (1-25-09)

Three-Point FG Attempted

Season 10 vs. TCU (2-4-12)
 Career 10 vs. TCU (2-4-12)

Free Throws

Season 4 vs. Creighton (11-30-11)
 4 at Arizona (11-23-11)
 Career 8 vs. UTEP (12-30-08)

Free Throws Attempted

Season 9 at Arizona (11-23-11)
 Career 9 at Arizona (11-23-11)

Steals

Season 2 vs. TCU (2-4-12)
 2 at Wyoming (1-24-12)
 Career 3 at Miami (Ohio) (11-22-10)

Blocked Shots

Season 1 vs. USC (11-17-11)
 Career 1 vs. USC (11-17-11)
 1 at TCU (1-5-11)

Minutes Played

Season 40 vs. LBSU (11-19-11)
 Career 43 vs. Portland (2-28-09)



II • JAMES RAHON

GUARD • 6-5 • 210 • JUNIOR - II
 SAN DIEGO, CALIF. (SANTA CLARA)

BIG NOTES

► San Diego State is 8-0 this season and 21-1 the past two seasons when Rahon connects on multiple three-point field goal attempts.

► In his last six games, Rahon is averaging 8.3 ppg and 2.5 rpg. He has eight three-point baskets and just two turnovers in those 185 minutes.

► Has 151 career three-point field goals in 99 career games.

► Knocked down multiple three-point field goals in 41 career games and 22 times as an Aztec.

► Has one turnover or less in 60 of his last 67 games.

SDSU CAREER RANKINGS

► 7th in 3FG percentage (38.0), 13th in 3FGM (92), 21st in career victories (57)

SEASON HIGHLIGHTS

► Posted his third double-figure scoring game in his last five outings with 15 points against Colorado State in the MW semifinal round game (3-9-12). He was 6-of-7 inside the arc in the game.

► Scored 12 points and added three rebounds at TCU (3-3-12).

► Knocked down four three-pointers en route to 14 points vs. Colorado State (2-25-12).

► Scored 11 points vs. New Mexico (2-15-12).

► Scored 16 points, grabbed five rebounds, and added a season-high four assists and two steals vs. TCU (2-4-12).

► Had a season-high two steals and added nine points at Wyoming (1-24-12).

► Scored an Aztec career-high 22 points on 8-of-14 shooting and connected on three three-point field goals for a second straight game vs. UNLV (1-14-12).

► Had a season-high three assists and knocked down three three-point field goals to finish with nine points vs. Chicago State (1-10-12).

► Nailed a pair of threes en route to 10 points vs. Redlands (12-30-11).

► Dished out a season-high three assists and finished with seven points vs. Elon (12-22-11).

► Knocked down a career-high five three-point field goals en route to a game-high 19 points and five rebounds vs. UC Riverside (12-19-11).

► Scored 11 points on a season-high four free throws and added a then-season-high two assists and one steal vs. No. 11/22 Creighton (11-30-11).

► Scored 13 points and made a season-high four free throws at No. 23/23 Arizona (11-23-11).

► Produced his first 20-point game of his Aztec career when he scored 20 on a career-high eight field goals vs. Long Beach State (11-19-11).

► Went for 10 points and a career-high seven rebounds at No. 11/12 Baylor (11-15-11), his first game of the season after suffering a left foot injury before the season opener.

2011-12 GAME-BY-GAME STATISTICS

Opponent	GS	FG	3FG	FT	O-D-R	PF	TP	A	TO	B	S	MP	
Bryant		DNP-Injured											
Southern Utah		DNP-Injured											
UC Davis		DNP-Injured											
at Baylor	*	4-9	0-4	2-2	1-6-7	1	10	0	4	0	0	29	
USC	*	1-10	1-7	3-4	1-2-3	0	6	1	3	0	1	30	
Long Beach State	*	8-17	1-5	3-5	2-1-3	2	20	2	2	0	1	40	
at Arizona	*	4-8	1-1	4-9	0-4-4	2	13	0	0	0	0	34	
at UC Santa Barbara	*	1-7	0-3	3-4	0-2-2	2	5	0	1	0	0	34	
Creighton	*	3-8	1-2	4-6	0-2-2	4	11	2	2	0	1	33	
California	*	4-8	1-3	0-0	0-2-2	2	9	0	0	0	1	29	
at San Diego	*	2-5	1-3	0-1	0-0-0	0	5	0	0	0	1	27	
UC Riverside	*	7-11	5-8	0-0	1-4-5	3	19	0	0	0	0	30	
Elon	*	3-9	1-5	0-0	0-2-2	1	7	3	1	0	0	33	
Redlands	*	4-9	2-5	0-0	0-3-3	0	10	0	0	0	1	25	
San Diego Christian	*	3-7	1-3	0-0	1-1-2	0	7	0	1	0	0	30	
Chicago State	*	3-6	3-6	0-0	0-2-2	2	9	3	0	0	0	30	
*UNLV	*	8-14	3-5	3-4	1-3-4	2	22	1	0	0	1	38	
*at New Mexico	*	3-4	2-2	0-0	1-1-2	2	8	1	0	0	1	32	
*Air Force	*	1-7	0-3	0-3	1-2-3	0	2	1	0	0	0	26	
*at Wyoming	*	4-7	1-2	0-0	1-2-3	0	9	0	3	0	2	33	
*at Colorado State	*	1-8	1-4	1-2	1-0-1	3	4	1	0	0	0	33	
*Boise State	*	1-5	1-3	0-0	0-3-3	4	3	0	0	0	0	29	
*TCU	*	6-14	4-10	0-0	2-3-5	1	16	4	0	0	2	34	
*at UNLV	*	2-4	0-0	0-0	0-1-1	3	4	1	1	0	0	37	
*New Mexico	*	5-10	1-4	0-0	0-3-3	2	11	1	1	0	0	35	
*at Air Force	*	1-8	0-5	0-0	0-2-4	4	2	0	3	0	0	34	
*Wyoming	*	1-4	0-1	0-0	0-1-1	2	2	0	1	0	0	28	
*Colorado State	*	5-11	4-8	0-0	0-3-3	2	14	1	0	0	0	33	
*at Boise State	*	3-5	0-1	0-0	0-4-4	3	6	0	1	0	0	29	
*at TCU	*	4-9	2-5	2-2	1-2-3	5	12	0	1	0	1	32	
*vs. Boise State	*	1-4	1-3	0-0	0-2-2	3	3	0	0	0	1	38	
*vs. Colorado State	*	7-12	1-5	0-0	1-2-3	0	15	1	0	0	0	31	
*vs. New Mexico	*	0-8	0-4	0-0	0-0-0	4	0	1	0	0	0	22	

*vs. North Carolina St.

MISCELLANEOUS STATS/SAN DIEGO STATE RECORD

Category	2011-12 Season		Career Games
	Games	SDSU W/L	
Double-Figure Scoring	12	9-3	41
20-Point Games	2	2-0	6
Led SDSU in Scoring	1	1-0	
Led SDSU in Rebounding	1	0-1	
Led SDSU in Assists	1	1-0	
Multiple Assists	5	4-1	23
Multiple 3FGM	8	8-0	41
One Turnover or Less	24	20-4	81
Consecutive Games	Current	Long	
Consecutive Games Played	30	41	
Without Fouling Out	3	60	
Scoring A Point	0	32	
Double-Figure Scoring	0	7	
With At Least 1 3FGM	0	16	

► RAHON CAREER STATISTICS

* at SANTA CLARA

Year	G-GS	Min.-Avg.	FG-FGA	Pct.	3P-3PA	Pct.	FT-FTA	Pct.	OR	DR	Reb	Avg.	PF-D	AT	TO	BS	ST	Pts	Avg.
08-09*	32-17	863-27.0	118-287	.411	59-145	.407	66-85	.776	14	41	55	1.7	44-0	42	43	0	16	361	11.3
10-11	37-6	800-21.6	90-211	.427	53-122	.434	27-39	.692	15	43	58	1.6	54-1	30	18	1	15	260	7.0
11-12	30-29	948-31.6	100-248	.403	39-120	.325	25-42	.595	17	65	82	2.7	59-1	24	25	0	14	264	8.8
Totals	99-52	2611-26.4	308-746	.413	151-387	.390	118-166	.711	46	149	195	2.0	157-2	96	86	1	45	885	8.9

SEASON/CAREER HIGHS

Points

Season 35 at TCU (3-3-12)
Career 35 at TCU (3-3-12)

Rebounds

Season 16 vs. Colorado State (2-25-12)
Career 16 vs. Colorado State (2-25-12)

Assists

Season 5 at TCU (3-3-12)
5 vs. Redlands (12-30-11)
5 vs. UC Riverside (12-19-11)
Career 5 at TCU (3-3-12)
5 vs. Redlands (12-30-11)
5 vs. UC Riverside (12-19-11)

Field Goals

Season 10 vs. UC Davis (11-13-11)
Career 10 vs. UC Davis (11-13-11)

Field Goals Attempted

Season 19 vs. Redlands (12-30-11)
Career 19 vs. Redlands (12-30-11)

Three-Point Field Goals

Season 4 vs. Redlands (12-30-11)
4 vs. UC Davis (11-13-11)
Career 4 vs. Redlands (12-30-11)
4 vs. UC Davis (11-13-11)

Three-Point FG Attempted

Season 9 vs. Redlands (12-30-11)
Career 9 vs. Redlands (12-30-11)

Free Throws

Season 14 at TCU (3-3-12)
14 vs. Colorado State (2-25-12)
Career 14 at TCU (3-3-12)
14 vs. Colorado State (2-25-12)

Free Throws Attempted

Season 17 at TCU (3-3-12)
Career 17 at TCU (3-3-12)

Steals

Season 6 vs. Redlands (12-30-11)
Career 6 vs. Redlands (12-30-11)

Blocked Shots

Season 3 vs. Redlands (12-30-11)
Career 3 vs. Redlands (12-30-11)

Minutes Played

Season 42 at TCU (3-3-12)
Career 42 at TCU (3-3-12)



21 • JAMAAL FRANKLIN

GUARD • 6-5 • 195 • SOPHOMORE - 1L

HAWTHORNE, CALIF. (WESTWIND PREP INTERNATIONAL)

MW PLAYER OF THE YEAR, FIRST-TEAM ALL-MW, USBWA ALL-DISTRICT IX

BIG NOTES

- ▶ Named Mountain West Player of the Year to become the second Aztec player to earn the honor (Brandon Heath, 2006).
- ▶ Is the first sophomore to earn the honor since Utah's Andrew Bogut was named the league's player of the year in 2005. No Aztec in any conference had ever earned league PoY as a sophomore.
- ▶ Last six games: 23.0 ppg, 10.3 rpg, 2.7 apg, 49.4 FG pct., 48-59 FTs (81.4 pct.). His six-game point total (138) and rebound total (62) are his highest total of his career.
- ▶ Has scored in double-figures in 20 consecutive games, which included every Mountain West game this season.
- ▶ Has at least seven FTA in seven of his last eight games. He has 59 FTA in his last six games (9.8 FTA/gm) and 97 in the last 11 games (8.8 FTA/gm).
- ▶ His 12 double-doubles this season are tied for the eighth-most in school history (Aerick Sanders, 8th-12), and are the second most among sophomores in school history (Kawhi Leonard, 23).
- ▶ Needs 37 made free throws to move into a first-place tie for most made free throws in the Fisher Era. That title is held by Marcus Slaughter, who had 192 makes during his 2005-06 junior season.

SEASON HIGHLIGHTS

- ▶ Three-time MW Player of the Week.
- ▶ Hit the game-winning three-pointer as time expired vs. Boise State in the MW quarterfinals (3-8-12). He finished with 19 points, a team-high five rebounds and three assists.
- ▶ Scored a career-high 35 points, including a career-high 14 off free throws, grabbed 13 rebounds and dished a career-high five assists in a personal-best 42 minutes at TCU (3-3-12).
- ▶ Had 31 points and set a career high with 16 rebounds vs. Colorado State (2-25-12). He also connected on a career-best 14 free throws (14-for-15).
- ▶ Tallied a game-high 24 points and 11 rebounds vs. TCU (2-4-12). Also went 9-for-10 from the free-throw line.
- ▶ Recorded his sixth double-double in his last eight games after he finished with a game-high 24 points and a team-best 10 rebounds at Colorado State (1-28-12).
- ▶ Had 14 points and 10 rebounds vs. Air Force (1-21-12).
- ▶ Recovered from a two-point first half (1-6 FG) and finished by making four of seven shots to finish with 12 points at New Mexico (1-18-12).
- ▶ Hit the game-winning lay-up with 0.3 seconds left vs. No. 12 UNLV (1-14-12). Finished with a team-high 24 points and 10 rebounds.
- ▶ Had 16 points and 10 rebounds vs. Chicago State (1-10-12).
- ▶ Finished with a game-high 26 points, 10 rebounds, a personal-best five assists, a career-record three blocks and a personal-high six steals in 28 minutes vs. Redlands (12-30-11). He also connected on a career-high four three-point field goals.
- ▶ Notched a game-high 19 points and six rebounds in his second career start vs. Elon (12-22-11).
- ▶ Filled the stat sheet with 11 points, five rebounds, a career-high two blocks and two steals at San Diego (12-7-11).
- ▶ Scored 19 points and had eight rebounds in 22 minutes off the bench vs. No. rv/22 Creighton (11-30-11).
- ▶ Enjoyed a career day vs. UC Davis (11-13-11) with a personal-best 31 points (10-17 FG, 4-7 3FG, 7-7 FT) and added six rebounds and career-high three steals in just 27 minutes off the bench.

2011-12 GAME-BY-GAME STATISTICS

Opponent	GS	FG	3FG	FT	O-D-R	PF	TP	A	TO	B	S	MP
Bryant	DNP-Suspension											
Southern Utah	6-12	1-3	0-2	0-3-3	2	13	1	1	0	2	27	
UC Davis	10-17	4-7	7-7	2-4-6	1	31	0	4	1	3	27	
at Baylor	3-12	0-5	5-5	1-2-3	1	11	0	2	0	0	21	
USC	4-9	1-4	5-5	2-2-4	1	14	1	3	1	0	20	
Long Beach State	7-17	2-6	5-7	5-4-9	3	21	1	3	1	1	34	
at Arizona	3-7	2-5	0-2	1-4-5	4	8	2	3	0	1	15	
at UC Santa Barbara	4-10	0-3	4-6	1-5-6	2	12	1	0	0	2	31	
Creighton	6-12	2-4	5-6	0-8-8	2	19	0	2	0	0	22	
California	1-6	0-1	7-8	3-6-9	3	9	1	1	0	0	24	
at San Diego	3-12	1-2	4-6	2-3-5	2	11	0	2	2	2	24	
UC Riverside	* 1-10	0-5	4-6	1-4-5	2	6	2	3	1	1	25	
Elon	* 8-16	2-5	1-1	1-5-6	2	19	0	4	1	0	31	
Redlands	* 9-19	4-9	4-5	2-8-10	1	26	5	2	3	6	28	
San Diego Christian	* 4-10	2-5	1-2	2-3-5	3	11	1	1	0	2	30	
Chicago State	* 6-17	1-7	3-8	1-9-10	3	16	1	3	0	2	28	
*UNLV	* 8-18	0-4	8-8	1-9-10	2	24	2	3	1	1	38	
*at New Mexico	* 5-13	2-6	0-1	1-4-5	1	12	2	2	1	1	30	
*Air Force	* 5-11	2-5	2-2	2-8-10	2	14	3	4	1	1	36	
*at Wyoming	* 4-7	2-4	2-2	1-10-11	4	12	0	7	0	1	29	
*at Colorado State	* 8-18	2-7	6-7	3-7-10	4	24	0	3	2	0	37	
*Boise State	* 3-9	1-5	9-10	3-5-8	3	16	0	6	1	0	30	
*TCU	* 7-11	1-3	9-10	5-6-11	2	24	1	2	1	0	33	
*at UNLV	* 5-12	2-7	3-4	1-7-8	2	15	0	5	0	1	34	
*New Mexico	* 5-11	0-4	6-7	1-9-10	3	16	2	2	0	0	30	
*at Air Force	DNP-Injured											
*Wyoming	* 3-10	1-5	5-7	1-4-5	3	12	0	3	0	1	34	
*Colorado State	* 8-15	1-4	14-15	4-12-16	2	31	1	3	2	0	35	
*at Boise State	* 5-9	2-4	6-7	1-11-12	4	18	3	3	0	0	34	
*at TCU	* 9-18	3-8	14-17	1-12-13	3	35	5	6	1	2	42	
*vs. Boise State	* 6-10	2-3	5-7	1-4-5	2	19	3	4	0	0	38	
*vs. Colorado State	* 5-13	3-4	6-8	2-4-6	4	19	3	1	0	0	30	
*vs. New Mexico	* 6-14	1-4	3-5	5-5-10	4	16	1	6	0	0	34	
*vs. North Carolina St.												

MISCELLANEOUS STATS/SAN DIEGO STATE RECORD

Category	2011-12 Season		Career	
	Games	SDSU W/L	Games	SDSU W/L
Double-Figure Scoring	28	22-6	29	23-6
Double-Figure Rebounds	12	9-3	13	10-3
Double-Doubles	12	9-3	13	10-3
20-Point Games	8	7-1	8	7-1
30-Point Games	3	3-0	3	3-0
Led SDSU in Scoring	15	13-2	15	13-2
Led SDSU in Rebounding	17	13-4	17	13-4
Led SDSU in Assists	5	5-0	5	5-0
Multiple 3FGM	16	13-3	17	14-3
7 or More FTA	14	12-2	14	12-2
Multiple Assists	11	10-1	12	11-1
Multiple Steals	8	8-0	9	9-0
Consecutive Games	Current	Long		
Games Started	21	21		
Double-Figure Scoring	20	20		
With a 3FGM	7	7		
Double-Doubles	1	3		
7 or More FTA	0	7		

FRANKLIN CAREER STATISTICS

Year	G-GS	Min.-Avg.	FG-FGA	Pct.	3P-3PA	Pct.	FT-FTA	Pct.	OR	DR	Reb	Avg.	PF-D	AT	TO	BS	ST	Pts Avg.	
10-11	22-0	178-8.1	24-48	.500	7-21	.333	9-17	.529	15	26	41	1.9	18-0	10	14	5	4	64	2.9
11-12	31-21	931-30.0	167-385	.434	47-148	.318	153-193	.793	57	187	244	7.9	77-0	45	92	19	30	534	17.2
Totals	53-21	1109-20.9	191-433	.441	54-169	.320	162-210	.771	72	213	285	5.4	95-0	55	106	24	34	598	11.3

SEASON/CAREER HIGHS

Points
Season 28 at Baylor (11-15-11)
Career 28 at Baylor (11-15-11)
Rebounds
Season 11 vs. Bryant (11-11-11)
Career 11 vs. Bryant (11-11-11)
Assists
Season 6 vs. Colorado State (3-9-12)
6 vs. Bryant (11-11-11)
Career 9 vs. Pomona-Pitzer (12-31-09)

Field Goals

Season 10 vs. New Mexico (3-10-12)
10 vs. Chicago State (1-10-12)
10 vs. California (12-4-11)
10 at Baylor (11-15-11)
Career 10 vs. New Mexico (3-10-12)
10 vs. Chicago State (1-10-12)
10 vs. California (12-4-11)
10 at Baylor (11-15-11)
10 vs. Wyoming (1-29-11)

Field Goals Attempted

Season 21 vs. New Mexico (3-10-12)
Career 21 vs. New Mexico (3-10-12)

Three-Point Field Goals

Season 8 at Baylor (11-15-11)
Career 8 at Baylor (11-15-11)

Three-Point Field Goals Attempted

Season 10 at UCSB (11-26-11)
10 at Baylor (11-15-11)
Career 10 at UCSB (11-26-11)
10 at Baylor (11-15-11)

Free Throws

Season 6 vs. Bryant (11-11-11)
Career 6 vs. Bryant (11-11-11)

Free Throws Attempted

Season 6 at New Mexico (1-18-12)
6 vs. California (12-4-11)
6 vs. Southern Utah (11-12-11)
6 vs. Bryant (11-11-11)
Career 6 - four times

Steals

Season 7 vs. UC Davis (11-13-11)
Career 7 vs. UC Davis (11-13-11)

Blocked Shots

Season 2 at New Mexico (1-18-12)
2 vs. UC Riverside (12-19-11)
2 at San Diego (12-7-11)
2 vs. LBSU (11-19-11)
Career 2 - six times

Minutes Played

Season 43 at TCU (3-3-12)
Career 43 at TCU (3-3-12)



22 • CHASE TAPLEY

GUARD • 6-3 • 195 • JUNIOR - 2L
SACRAMENTO, CALIF. (SACRAMENTO HIGH)
SECOND-TEAM ALL-MOUNTAIN WEST

BIG NOTES

- Is SDSU's 27th 1,000-point scorer. He is the 10th player to accomplish the feat at SDSU under Steve Fisher. ... Is the 20th player in school history with 200 career assists. ... Is the sixth player in school history to have played in 80-plus victories.
- Has 10 three-point field goals in his last three games, connecting on 10-of-19 (52.6 percent).
- Has 14 assists in his last four games (3.5 appg).
- Has 40 rebounds in his last nine games (4.4 rpg).
- Has 21 career turnover-free games and 60 games with one turnover or less.

SDSU CAREER RANKINGS

- 3rd in three-point field goal percentage (40.3), 5th in three-point field goals (150), 5th in victories (81), 7th in steals (140), 11th in games started (81), 12th in minutes played (2,761), 14th in field goals (404), 18th in efficiency points (1,124), 20th in assists (209), 20th in scoring (1,060).

SEASON HIGHLIGHTS

- Two-time MW Player of the Week.
- Went for 17 points and a season-high tying six assists in the MW semifinal round game (3-9-12).
- Scored a game-high 20 points and added a game-high four assists and a game-high four steals vs. Boise State in the MW quarterfinals (3-8-12).
- Went for 18 points, six rebounds and four assists in a career-high 43 minutes at TCU (3-3-12).
- Posted a team-high 17 points and grabbed nine rebounds at Air Force (2-18-12).
- Scored in double figures in a career-long 18 straight games until he scored seven points vs. New Mexico (2-15-12).
- Scored a game-high 22 points, including 16 in the final 14:42, at No. 14/16 UNLV (2-11-12).
- Made a three-pointer in a career-long 19 straight games, but the streak was broken at Colorado State (1-28-12).
- Had 12 points, seven rebounds, three assists, career-high two blocks and a game-high three steals at New Mexico (1-18-12).
- Grabbed six rebounds, his second-highest total of the season, and added 11 points, three assists and a team-high two steals vs. No. 12 UNLV (1-14-12).
- Scored 24 points vs. Chicago State (1-10-12). Made a career-high 10 field goals, including three from behind the arc, and added four assists.
- Went 7-for-8 from the field and knocked down both three-point tries en route to 17 points vs. UC Riverside (12-19-11). He also added three assists and a career-high two blocked shots.
- Scored at least 20 points for the second consecutive game for the second time this season after he finished with a game-high 23 points, while also adding a career-high two blocks at San Diego (12-7-11).
- Had a game-high 25 points on a career-high 10 field goals and a game-high three steals vs. No. 24/23 Cal (12-4-11).
- Finished with a game-high 17 points and four assists at No. 23/23 Arizona (11-23-11).
- Connected on a Steve Fisher-era-record-tying eight three-pointers to finish with a career-high 28 points, four rebounds and four steals at No. 11/12 Baylor (11-15-11).
- Went off for 23 points after connecting on four threes and added a career-high seven steals vs. UC Davis (11-13-11).
- Led the team in scoring with 16 points and finished with five steals vs. Southern Utah (11-12-11).
- Produced one of his finest games as he posted his first career double-double (game-high 20 points, game-high-tying 11

2011-12 GAME-BY-GAME STATISTICS

Opponent	GS	FG	3FG	FT	O-D-R	PF	TP	A	TO	B	S	MP
Bryant	*	7-15	0-3	6-6	2-9-11	0	20	6	1	0	3	38
Southern Utah	*	5-9	3-5	3-6	0-2-2	1	16	4	1	0	5	24
UC Davis	*	7-11	4-6	5-6	1-1-2	2	23	1	2	0	7	33
at Baylor	*	10-17	8-10	0-0	1-3-4	2	28	0	1	1	4	36
USC	*	2-7	1-5	0-0	1-4-5	1	5	1	2	0	1	34
Long Beach State	*	2-10	1-3	2-4	1-4-5	3	7	3	1	2	1	39
at Arizona	*	7-12	3-4	0-2	0-3-3	1	17	4	2	0	1	34
at UC Santa Barbara	*	6-16	3-10	1-1	1-3-4	4	16	0	2	0	0	39
Creighton	*	6-13	3-6	0-0	0-3-3	1	15	1	0	1	2	34
California	*	10-17	2-3	3-6	2-3-5	1	25	0	2	1	3	33
at San Diego	*	9-14	3-6	2-2	1-3-4	1	23	2	2	2	0	38
UC Riverside	*	7-8	2-2	1-2	1-3-4	4	17	3	1	2	0	28
Elon	*	6-13	2-5	0-0	0-5-5	1	14	3	5	0	2	26
Redlands	*	5-9	3-5	3-4	0-1-1	4	16	2	2	1	1	24
San Diego Christian	*	4-8	2-5	1-2	1-3-4	1	11	5	2	0	3	26
Chicago State	*	10-17	3-8	1-1	1-4-5	4	24	4	2	1	0	31
*UNLV	*	4-10	1-3	2-2	0-6-6	1	11	3	2	0	2	34
*at New Mexico	*	3-11	1-6	5-6	0-7-7	0	12	3	2	2	3	36
*Air Force	*	7-14	2-6	0-0	0-3-3	1	16	2	1	1	3	38
*at Wyoming	*	5-10	2-4	0-0	0-4-4	0	12	1	0	0	0	34
*at Colorado State	*	3-17	0-6	4-5	1-1-2	3	10	1	2	0	3	36
*Boise State	*	5-16	1-6	3-4	1-2-3	4	14	2	3	0	2	38
*TCU	*	5-10	2-3	2-2	0-5-5	2	14	1	1	0	2	32
*at UNLV	*	9-16	4-7	0-0	1-2-3	3	22	1	1	0	0	32
*New Mexico	*	3-11	1-4	0-0	1-4-5	0	7	2	0	0	0	38
*at Air Force	*	6-12	3-6	2-3	2-7-9	2	17	1	4	0	1	37
*Wyoming	*	3-12	2-3	2-2	0-3-3	4	10	1	1	0	1	37
*Colorado State	*	1-7	0-1	3-5	1-2-3	3	5	1	1	1	1	28
*at Boise State	*	5-13	1-6	0-0	1-3-4	1	11	1	3	0	1	35
*at TCU	*	7-20	1-5	3-3	1-5-6	0	18	4	1	0	1	43
*vs. Boise State	*	8-14	4-7	0-0	0-1-1	0	20	4	1	0	4	37
*vs. Colorado State	*	6-12	1-3	4-5	0-4-4	0	17	6	1	0	2	34
*vs. New Mexico	*	10-21	5-9	0-1	0-5-5	4	25	0	1	0	0	35
*vs. North Carolina St.												

MISCELLANEOUS STATS/SAN DIEGO STATE RECORD

Category	2011-12 Season		Career	
	Games	SDSU W/L	Games	SDSU W/L
Double-Figure Scoring	29	23-6	56	44-12
20-Point Games	9	6-3	10	7-3
Led SDSU in Scoring	13	9-4	20	
Led SDSU in Rebounding	1	1-0	4	
Led SDSU in Assists	6	6-0	19	
Multiple Assists	18	17-1	54	
Multiple 3FGM	21	16-5	44	
Multiple Steals	16	13-3	35	
Consecutive Games Without Fouling Out	Current: 128	Long: 128		
Consecutive Games Started	42	42		
Scoring A Point	34	62		
Double-Figure Scoring	5	18		
With At Least 1 3FGM	5	19		
With An Assist	0	22		

▶ TAPLEY CAREER STATISTICS

Year	G-GS	Min.-Avg.	FG-FGA	Pct.	3P-3PA	Pct.	FT-FTA	Pct.	OR	DR	Reb	Avg.	PF-D	AT	TO	BS	ST	Pts	Avg.
09-10	33-17	773-23.4	98-196	.500	35-93	.376	20-28	.714	21	55	76	2.3	50-0	72	39	13	37	251	7.6
10-11	34-31	867-25.5	113-233	.485	41-108	.380	24-29	.828	21	61	82	2.4	45-0	64	45	8	44	291	8.6
11-12	33-33	1121-34.0	193-422	.457	74-171	.433	58-80	.725	22	118	140	4.2	56-0	73	53	15	59	518	15.7
Totals	100-81	2761-27.6	404-851	.475	150-372	.403	102-137	.745	64	234	298	3.0	151-0	209	137	36	140	1060	10.6

rebounds) and added six assists and three steals vs. Bryant (11-11-11).

CAREER HIGHS

Points

Career 18 vs. SD Christian (1-5-12)

Rebounds

Career 9 vs. Colorado State (3-9-12)
9 at TCU (3-3-12)
9 vs. Redlands (12-30-11)
9 vs. Elon (12-22-11)
9 at San Diego (12-7-11)
9 vs. Creighton (11-30-11)
9 vs. USC (11-17-11)
9 vs. Southern Utah (11-12-11)

Assists

Career 2 vs. LBSU (11-19-11)

Field Goals

Career 7 at San Diego (12-7-11)

Field Goals Attempted

Career 9 vs. Southern Utah (11-12-11)

Three-Point Field Goals

Career --

Three-Point FG Attempted

Career --

Free Throws

Career 6 vs. SD Christian (1-5-12)

Free Throws Attempted

Career 8 vs. SD Christian (1-5-12)
8 vs. Bryant (11-11-11)

Steals

Career 1 vs. New Mexico (3-10-12)
1 vs. Colorado State (3-9-12)
1 at TCU (3-3-12)
1 at Colorado State (1-28-12)
1 at New Mexico (1-18-12)
1 vs. Chicago State (1-10-12)
1 vs. SD Christian (1-5-12)
1 at San Diego (12-7-11)
1 vs. LBSU (11-19-11)
1 vs. USC (11-17-11)
1 vs. Bryant (11-11-11)

Blocked Shots

Career 3 vs. Colorado State (3-9-12)

Minutes Played

Career 32 at San Diego (12-7-11)



23 • DESHAWN STEPHENS

FORWARD • 6-8 • 215 • JUNIOR - JC
LOS ANGELES, CALIF. (SANTA MONICA COLLEGE)

BIG NOTES

- ▶ Tied a career-high with nine rebounds in the season-finale conference championship clinching victory at TCU (3-3-12).
- ▶ There were 10 total rebounds grabbed in overtime of the TCU game, with Stephens grabbing five of them.
- ▶ In his last four games, he has 16 points and 23 rebounds in 72 total minutes on the court.
- ▶ Has eight or more rebounds in three of the last four games.
- ▶ Played 20 or more minutes in consecutive games for the first time since early January.

SEASON HIGHLIGHTS

- ▶ Scored eight points and grabbed a career-high nine rebounds at TCU (3-3-12).
- ▶ Went for eight points and a game-high seven rebounds in 18 minutes vs. Wyoming (2-22-12).
- ▶ Came off the bench and made 6-of-8 field goals en route to 13 points, while grabbing six rebounds vs. TCU (2-4-12).
- ▶ Started the season by hitting just eight of his first 28 free-throw attempts. Since then, he is 11 for his last 16.
- ▶ Connected on all four free-throw attempts marking the first time he has finished 100 percent from the line in his career. He had six points and four rebounds vs. Air Force (1-21-12).
- ▶ Scored a career-high 18 points after making a personal-best six free throws and grabbed a game-high eight rebounds vs. San Diego Christian (1-5-12).
- ▶ Earned his first career start vs. Redlands (12-30-11) and contributed six points and a career-high nine rebounds.
- ▶ Matched his career high with nine rebounds and added eight points vs. Elon (12-22-11).
- ▶ Nearly had a double-double with a then-career-high 16 points on 7-of-8 shooting and a career-high nine rebounds in a personal-record 32 minutes at San Diego (12-7-11).
- ▶ Matched his career high for the third time with nine rebounds and added a career-high two assists vs. No. 11 Creighton (11-30-11).
- ▶ Had a career-high two assists vs. Long Beach State (11-19-11).
- ▶ Matched his career high with a game-high nine rebounds and added a career- and game-high two blocks vs. USC (11-17-11).
- ▶ Reached double figures in scoring for the first time with 11 points, while adding nine rebounds vs. Southern Utah (11-12-11).
- ▶ Produced nine points and six rebounds in 25 season-opening minutes vs. Bryant (11-11-11).

CAREER HIGHLIGHTS

- ▶ Has scored in double figures four times in his Division I career.
- ▶ Has grabbed six or more rebounds 14 times.
- ▶ Has shot 50.0 percent or better in 25 games.

2011-12 GAME-BY-GAME STATISTICS

Opponent	GS	FG	3FG	FT	O-D-R	PF	TP	A	TO	B	S	MP
Bryant	4-7	0-0	1-8	2-4-6	2	9	0	1	0	1	0	25
Southern Utah	5-9	0-0	1-3	6-3-9	3	11	1	2	1	0	0	31
UC Davis	2-4	0-0	1-2	2-4-6	2	5	0	0	0	0	0	29
at Baylor	0-1	0-0	0-0	0-1-1	4	0	0	2	0	0	0	18
USC	3-6	0-0	0-0	3-6-9	2	6	1	1	2	1	0	19
Long Beach State	1-2	0-0	0-1	1-3-4	3	2	2	2	0	0	1	18
at Arizona	2-3	0-0	0-0	2-2-4	3	4	0	0	0	0	0	14
at UC Santa Barbara	2-3	0-0	0-0	2-1-3	1	4	0	1	0	0	0	23
Creighton	2-3	0-0	1-2	3-6-9	2	5	2	1	0	0	0	19
California	0-0	0-0	0-2	0-0-0	1	0	0	1	1	0	0	11
at San Diego	7-8	0-0	2-5	4-5-9	2	16	0	0	0	0	1	32
UC Riverside	2-4	0-0	0-0	2-3-5	0	4	0	0	0	0	0	23
Elon	4-5	0-0	0-0	2-7-9	5	8	1	1	1	1	0	22
Redlands	* 2-4	0-0	2-5	2-7-9	0	6	0	2	0	0	0	25
San Diego Christian	* 6-8	0-0	6-8	4-4-8	2	18	0	1	0	0	1	29
Chicago State	* 3-5	0-0	0-2	1-2-3	0	6	0	0	0	0	1	22
*UNLV	0-0	0-0	1-2	0-0-0	3	0	0	1	0	0	0	11
*at New Mexico	1-3	0-0	0-0	1-1-2	3	2	0	0	0	0	1	14
*Air Force	1-2	0-0	4-4	2-2-4	0	6	0	0	0	1	0	12
*at Wyoming	1-2	0-0	0-0	1-0-1	2	2	0	1	0	0	0	13
*at Colorado State	2-2	0-0	0-0	1-2-3	0	4	1	1	0	0	1	14
*Boise State	2-4	0-0	0-0	2-2-4	2	4	0	0	0	0	0	18
*TCU	6-8	0-0	1-4	5-1-6	2	13	1	1	0	0	0	25
*at UNLV	2-3	0-0	0-0	2-2-4	0	4	1	1	0	0	0	14
*New Mexico	1-2	0-0	0-0	1-2-3	0	2	0	2	0	0	0	7
*at Air Force	1-4	0-0	0-0	3-1-4	1	2	0	2	0	0	0	12
*Wyoming	4-7	0-0	0-0	5-2-7	2	8	0	1	0	0	0	18
*Colorado State	0-0	0-0	0-0	0-0-0	1	0	0	0	0	0	0	8
*at Boise State	1-1	0-0	2-3	1-2-3	4	4	0	0	0	0	1	12
*at TCU	3-4	0-0	2-7	4-5-9	1	8	0	1	0	0	1	21
*vs. Boise State	1-3	0-0	0-2	1-2-3	2	2	0	1	0	0	0	17
*vs. Colorado State	2-3	0-0	0-0	2-7-9	3	4	1	0	0	3	1	21
*vs. New Mexico	1-3	0-0	0-1	2-6-8	4	2	0	2	1	1	0	22

*vs. North Carolina St.

MISCELLANEOUS STATS/SAN DIEGO STATE RECORD

Category	2011-12 Season	
	Games	SDSU W/L
Double-Figure Scoring	4	4-0
Led SDSU in Scoring	1	
Led SDSU in Rebounding	8	
Led SDSU in Assists	0	
20+ Minutes Played	14	13-1
7+ Rebounds	11	9-2
Consecutive Games	Current	Long
Consecutive Games Played	33	33
Without Fouling Out	20	20
Scoring A Point	5	17
With At Least 1 Steal	2	2
Double-Figure Scoring	0	1

STEPHENS CAREER STATISTICS

Year	G-GS	Min.-Avg.	FG-FGA	Pct.	3P-3PA	Pct.	FT-FTA	Pct.	OR	DR	Reb	Avg.	PF-D	AT	TO	BS	ST	Pts Avg.
11-12	33-3	619-18.8	74-123	.602	0-0	.000	24-61	.393	69	95	164	5.0	62-1	11	29	10	12	172 5.2

CAREER HIGHS

Points

Career 3 vs. SD Christian (1-5-12)

Rebounds

Career 1 vs. SD Christian (1-5-12)

Assists

Career --

Field Goals

Career 1 vs. SD Christian (1-5-12)

Field Goals Attempted

Career 1 vs. SD Christian (1-5-12)

Three-Point Field Goals

Career --

Three-Point FG Attempted

Career --

Free Throws

Career 1 vs. SD Christian (1-5-12)

Free Throws Attempted

Career 2 vs. SD Christian (1-5-12)

Steals


Career --

Blocked Shots

Career --

Minutes Played

Career 4 vs. SD Christian (1-5-12)



24 • RYAN STATEN

GUARD • 6-1 • 175 • FRESHMAN - HS
SAN PABLO, CALIF. (PIEDMONT HIGH)

SEASON HIGHLIGHTS

- ▶ Played one minute vs. TCU (2-4-12).
- ▶ Dressed for the first time vs. San Diego Christian (1-5-12) and scored three points and grabbed one rebound in four minutes.

INSIDE STATEN

- ▶ Walk-on, who is in his first year at San Diego State.
- ▶ Played three varsity seasons at Piedmont High in Piedmont, Calif.
- ▶ Helped the Highlanders to the playoffs as a sophomore and senior.
- ▶ Was an all-league selection, team MVP and defensive MVP his senior season.
- ▶ Earned the Iron Man Award as a senior.
- ▶ Averaged 9.0 points and 4.0 assists as a junior and finished his senior campaign by averaging 14.0 points and 4.0 assists.
- ▶ Was a three-time scholar-athlete.

2011-12 GAME-BY-GAME STATISTICS

Opponent	GS	FG	3FG	FT	O-D-R	PF	TP	A	TO	B	S	MP
Bryant				Did Not Dress								
Southern Utah				Did Not Dress								
UC Davis				Did Not Dress								
at Baylor				Did Not Dress								
USC				Did Not Dress								
Long Beach State				Did Not Dress								
at Arizona				Did Not Dress								
at UC Santa Barbara				Did Not Dress								
Creighton				Did Not Dress								
California				Did Not Dress								
at San Diego				Did Not Dress								
UC Riverside				Did Not Dress								
Elon				Did Not Dress								
Redlands				Did Not Dress								
San Diego Christian	1-1	0-0	1-2	0-1-1	0	3	0	0	0	0	0	4
Chicago State				DNP-CD								
*UNLV				DNP-CD								
*at New Mexico				Did Not Travel								
*Air Force				DNP-CD								
*at Wyoming				Did Not Travel								
*at Colorado State				Did Not Travel								
*Boise State				DNP-CD								
*TCU	0-0	0-0	0-0	0-0-0	0	0	0	1	0	0	1	
*at UNLV				Did Not Travel								
*New Mexico				DNP-CD								
*at Air Force				Did Not Travel								
*Wyoming				DNP-CD								
*Colorado State				DNP-CD								
*at Boise State				Did Not Travel								
*at TCU				Did Not Travel								
*vs. Boise State				Did Not Travel								
*vs. Colorado State				Did Not Travel								
*vs. New Mexico				Did Not Travel								
[^] vs. North Carolina St.												

▶ STATEN CAREER STATISTICS

Year	G-GS	Min.-Avg.	FG-FGA	Pct.	3P-3PA	Pct.	FT-FTA	Pct.	OR	DR	Reb	Avg.	PF-D	AT	TO	BS	ST	Pts Avg.
11-12	2-0	5-2.5	1-1	1.000	0-0	.000	1-2	.500	0	1	1	0.5	0-0	0	1	0	0	3 1.5

CAREER HIGHS

Points

Career 4 vs. SD Christian (1-5-12)

Rebounds

Career 6 vs. Redlands (12-30-11)

Assists

Career 1 vs. SD Christian (1-5-12)

Field Goals

Career 2 vs. SD Christian (1-5-12)

Field Goals Attempted

Career 6 vs. Redlands (12-30-11)

Three-Point Field Goals

Career --

Three-Point FG Attempted

Career 1 vs. SD Christian (1-5-12)
1 vs. Redlands (12-30-11)
1 vs. Elon (12-22-11)
1 vs. UC Riverside (12-19-11)

Free Throws

Career 1 vs. UC Riverside (12-19-11)

Free Throws Attempted

Career 2 vs. UC Riverside (12-19-11)

Steals

Career 1 vs. Redlands (12-30-11)
1 vs. Elon (12-22-11)

Blocked Shots

Career --

Minutes Played

Career 23 vs. Redlands (12-30-11)



25 • NARBEB EBRAHIMIAN

GUARD • 6-3 • 198 • JUNIOR - JC
GLENDALE, CALIF. (GLENDALE COMMUNITY COLLEGE)

SEASON HIGHLIGHTS

- ▶ Played one minute at TCU (3-3-12).
- ▶ Saw two minutes of action in the first half vs. Colorado State (2-25-12).
- ▶ Played two minutes and grabbed one rebound at Air Force (2-18-12).
- ▶ Has played double-figure minutes in three times.
- ▶ Played one minute vs. TCU (2-4-12).
- ▶ Scored a career-high four points in 14 minutes vs. San Diego Christian (1-5-12).
- ▶ Grabbed a career-high six rebounds, including a team-best four offensive rebounds, and added a career-high two points and an assist in a career-high 23 minutes vs. Redlands (12-30-11).
- ▶ Played a then-career-high 11 minutes and picked up two assists and one steal vs. Elon (12-22-11).
- ▶ Saw the floor for the first time vs. UC Riverside (12-19-11) and finished with one point and one rebound in five minutes.
- ▶ Was active for the game at San Diego (12-7-11), but did not see action.
- ▶ Suited up for the first time vs. California (12-4-11).

INSIDE EBRAHIMIAN

- ▶ Walk-on, who is in his first year at San Diego State.
- ▶ Played two seasons at Glendale Community College in Glendale, Calif.
- ▶ Was an all-league first team performer, team MVP and team captain at Glendale CC. In the classroom, he became a scholar-athlete and made the Dean's List twice.
- ▶ Three-year varsity player at Crescenta Valley High School in La Crescenta, Calif.
- ▶ Earned all-Pacific League honors and was a team captain and MVP his senior season.
- ▶ Was a four-year scholar-athlete while at Crescenta Valley.

2011-12 GAME-BY-GAME STATISTICS

Opponent	GS	FG	3FG	FT	O-D-R	PF	TP	A	TO	B	S	MP
Bryant												
Southern Utah												
UC Davis												
at Baylor												
USC												
Long Beach State												
at Arizona												
at UC Santa Barbara												
Creighton												
California												
at San Diego												
UC Riverside	0-1	0-1	1-2	0-1-1	0	1	0	0	0	0	0	5
Elon	0-1	0-1	0-0	0-1-1	1	0	2	0	0	1	1	11
Redlands	1-6	0-1	0-1	4-2-6	3	2	1	0	0	1	2	13
San Diego Christian	2-3	0-1	0-0	0-1-1	2	4	0	0	0	0	14	
Chicago State												
*UNLV												
*at New Mexico												
*Air Force												
*at Wyoming												
*at Colorado State												
*Boise State												
*TCU	0-0	0-0	0-0	0-0-0	0	0	0	0	0	0	1	
*at UNLV												
*New Mexico												
*at Air Force	0-0	0-0	0-0	0-1-1	1	0	0	0	0	0	2	
*Wyoming State												
*Colorado State	0-1	0-1	0-0	0-0-0	1	0	0	0	0	0	2	
*at Boise State												
*at TCU	0-0	0-0	0-0	0-0-0	1	0	0	0	0	0	1	
*vs. Boise State												
*vs. Colorado State												
*vs. New Mexico												
[^] vs. North Carolina St.												

► EBRAHIMIAN CAREER STATISTICS

Year	G-GS	Min.-Avg.	FG-FGA	Pct.	3P-3PA	Pct.	FT-FTA	Pct.	OR	DR	Reb	Avg.	PF-D	AT	TO	BS	ST	Pts	Avg.
11-12	8-0	59-7.4	3-12	.250	0-5	.000	1-3	.333	4	6	10	1.3	9-0	3	0	0	2	7	0.9

CAREER HIGHS

Points

Career 3 vs. Redlands (12-30-11)

Rebounds

Career 1 vs. Redlands (12-30-11)

Assists

Career --

Field Goals

Career 1 vs. Redlands (12-30-11)
1 vs. Elon (12-22-11)

Field Goals Attempted

Career 3 vs. Redlands (12-30-11)

Three-Point Field Goals

Career 1 vs. Redlands (12-30-11)

Three-Point FG Attempted

Career 3 vs. Redlands (12-30-11)

Free Throws

Career --

Free Throws Attempted

Career --

Steals

Career --

Blocked Shots

Career --

Minutes Played

Career 5 vs. Redlands (12-30-11)
5 vs. Southern Utah (11-12-11)



33 • JEREMY CASTLEBERRY

GUARD • 5-10 • 198 • SOPHOMORE - HS

UPPER MARLBORO, MD. (MARTIN LUTHER KING (CALIF.) HIGH)

SEASON HIGHLIGHTS

- ▶ Played one minute vs. TCU (2-4-12).
- ▶ Knocked down his first career three-point field goal and finished with three points and one rebound in five minutes vs. Redlands (12-30-11).
- ▶ Scored his first career points and finished with two points in two minutes vs. Elon (12-22-11).
- ▶ Played one minute against UC Riverside (12-19-11).
- ▶ Played five minutes in his first career game vs. Southern Utah (11-12-11).
- ▶ Played two minutes in the exhibition vs. Point Loma Nazarene (11-7-11).
- ▶ Scored two points in one minute in the exhibition vs. Cal State San Marcos (11-2-11).

INSIDE CASTLEBERRY

- ▶ Member of the program since 2009-10.
- ▶ Played high school basketball at Martin Luther King High in Riverside, Calif., with former Aztec standout Kawhi Leonard.
- ▶ Member of a King squad that went 30-3 his final season, won the CIF Southern Section Div. I-AA title and finished in second place in the Southern California regional.

2011-12 GAME-BY-GAME STATISTICS

Opponent	GS	FG	3FG	FT	O-D-R	PF	TP	A	TO	B	S	MP
Bryant												
Southern Utah	0-1	0-1	0-0	0-0-0	0	0	0	0	0	0	0	5
UC Davis												
at Baylor												
USC												
Long Beach State												
at Arizona												
at UC Santa Barbara												
Creighton												
California												
at San Diego												
UC Riverside	0-0	0-0	0-0	0-0-0	0	0	0	0	0	0	0	1
Elon	1-1	0-0	0-0	0-0-0	0	2	0	0	0	0	0	2
Redlands	1-3	1-3	0-0	0-1-1	0	3	0	1	0	0	0	5
San Diego Christian												
Chicago State												
*UNLV												
*at New Mexico												
*Air Force												
*at Wyoming												
*at Colorado State												
*Boise State												
*TCU	0-1	0-1	0-0	0-0-0	0	0	0	1	0	0	1	1
*at UNLV												
*New Mexico												
*at Air Force												
*Wyoming												
*Colorado State												
*at Boise State												
*at TCU												
*vs. Boise State												
*vs. Colorado State												
*vs. New Mexico												
vs. North Carolina St.												

▶ CASTLEBERRY CAREER STATISTICS

Year	G-GS	Min.-Avg.	FG-FGA	Pct.	3P-3PA	Pct.	FT-FTA	Pct.	OR	DR	Reb	Avg.	PF-D	AT	TO	BS	ST	Pts Avg.	
11-12	5-0	14-2.8	2-6	.333	1-5	.200	0-0	.000	0	1	1	0.2	0-0	0	2	0	0	5	1.0

CAREER HIGHS

Points

Career 1 vs. SD Christian (1-5-12)

Rebounds

Career --

Assists

Career --

Field Goals

Career --

Field Goals Attempted

Career 1 vs. SD Christian (1-5-12)

Three-Point Field Goals

Career --

Three-Point FG Attempted

Career 1 vs. SD Christian (1-5-12)

Free Throws

Career 1 vs. SD Christian (1-5-12)

Free Throws Attempted

Career 2 vs. SD Christian (1-5-12)

Steals

Career --

Blocked Shots

Career --

Minutes Played

Career 5 vs. SD Christian (1-5-12)



40 • AARON DOUGLAS

GUARD • 6-1 • 190 • JUNIOR - JC
SAN DIEGO, CALIF. (CUYAMACA COLLEGE)

SEASON HIGHLIGHTS

- ▶ Played one minute vs. TCU (2-4-12).
- ▶ Scored one point and played five minutes in his first career game against San Diego Christian (1-5-12).

INSIDE DOUGLAS

- ▶ Walk-on, who is in his first year at San Diego State.
- ▶ Played one season at Cuyamaca College in Rancho San Diego, Calif.
- ▶ Earned the team's Most Improved Player Award following the 2010-11 campaign.
- ▶ Connected on 48-percent shooting from behind the three-point arc.
- ▶ Against nationally ranked Irvine Valley College, he scored a team-best 12 points on 4-of-5 shooting.
- ▶ Attended high school at Charter School of San Diego where he graduated two years early.

2011-12 GAME-BY-GAME STATISTICS

Opponent	GS	FG	3FG	FT	O-D-R	PF	TP	A	TO	B	S	MP
Bryant		Did Not Dress										
Southern Utah		Did Not Dress										
UC Davis		Did Not Dress										
at Baylor		Did Not Dress										
USC		Did Not Dress										
Long Beach State		Did Not Dress										
at Arizona		Did Not Dress										
at UC Santa Barbara		Did Not Dress										
Creighton		Did Not Dress										
California		Did Not Dress										
at San Diego		Did Not Dress										
UC Riverside		Did Not Dress										
Elon		Did Not Dress										
Redlands		Did Not Dress										
San Diego Christian	0-1	0-1	1-2		0-0-0	0	1	0	0	0	0	5
Chicago State		DNP-CD										
*UNLV		DNP-CD										
*at New Mexico		Did Not Travel										
*Air Force		DNP-CD										
*at Wyoming		Did Not Travel										
*at Colorado State		Did Not Travel										
*Boise State		DNP-CD										
*TCU	0-0	0-0	0-0		0-0-0	1	0	0	0	0	0	1
*at UNLV		Did Not Travel										
*New Mexico		DNP-CD										
*at Air Force		Did Not Travel										
*Wyoming		DNP-CD										
*Colorado State		DNP-CD										
*at Boise State		Did Not Travel										
*at TCU		Did Not Travel										
*vs. Boise State		Did Not Travel										
*vs. Colorado State		Did Not Travel										
*vs. New Mexico		Did Not Travel										
[^] vs. North Carolina St.												

▶ DOUGLAS CAREER STATISTICS

Year	G-GS	Min.-Avg.	FG-FGA	Pct.	3P-3PA	Pct.	FT-FTA	Pct.	OR	DR	Reb	Avg.	PF-D	AT	TO	BS	ST	Pts Avg.	
11-12	2-0	6-3.0	0-1	.000	0-1	.000	1-2	.500	0	0	0	0.0	1-0	0	0	0	0	1	0.5

2011-12 GAME RECAPS



Game 10

rv/rv San Diego State 64
#24/23 California 63

Dec. 4, 2011 ♦ San Diego, Calif.
Viejas Arena ♦ Att.: 12,414

SAN DIEGO - San Diego State continued its dominance over the Pac-12 Conference, this time defeating No. 24/23 California, 64-63, in front of a sold-out Viejas Arena crowd.

The victory was SDSU's ninth straight over the league and improves its record to 3-0 vs. the conference this season. Two of this year's wins against the Pac-12 were against nationally ranked programs.

After California scored the first six points of the game, rest of the first half was a back-and-forth affair. It was not until the final five minutes of the half the game opened up. Chase Tapley scored four straight points and fueled SDSU's 12-2 run, including the final eight points of the half, to help the Aztecs take a 33-25 lead at halftime.

In the second half, California made a couple of runs, tied the game on two occasions and took a one-point lead with 6:33 to go in regulation. The Aztecs responded with five straight points, but a Golden Bear three-pointer cut the lead to one.

In the final moments of the game with San Diego State up by two, Garrett Green, who had a game-high 10 rebounds, missed a jumper and Tapley stepped in and grabbed the rebound only to have Jamaal Franklin be fouled by California. Franklin then stepped to the line and knocked down two free throws to give SDSU a four-point lead with 15 seconds left.

The Bears answered with a basket and then with eight seconds remaining, Tapley, who was fouled, knocked down both free throws to put San Diego State up four before settling for the one-point victory.

Tapley finished the game with 25 points on a career-high 10 field goals. The junior also added a game-high three steals.

California was led by Allen Crabbe's 23 points and nine rebounds.

Statistical table for Game 10 showing individual player performance metrics like MP, FG, 3FG, FT, R, F, A TO, B S TP for CAL and SDSU.

Statistical table for Game 10 showing individual player performance metrics like MP, FG, 3FG, FT, R, F, A TO, B S TP for SDSU.

Halftime: San Diego State 33, California 25. FG%: San Diego State 43.4, California 40.0. 3FG%: San Diego State 40.0, California 40.0. FT%: San Diego State 70.0, California 61.1. Officials: Dick Cartmell, Tony Padilla, Ruben Ramos. Technicals: None.



Game 11

rv/rv San Diego State 74
San Diego 62

Dec. 7, 2011 ♦ San Diego, Calif.
Jenny Craig Pavilion ♦ Att.: 4,708

SAN DIEGO - Behind three impressive individual performances, San Diego State was able to rally from a 12-point first-half deficit to upend San Diego, 74-62, at Jenny Craig Pavilion.

For the second straight game, Chase Tapley scored more than 20 points as he finished with a game-high 23. Xavier Thames, meanwhile, registered 11 points and a career-high 11 assists to post SDSU's first points-assists double-double since 2008. DeShawn Stephens added a career-high 16 points and nine rebounds to help the Aztecs defeat USD for the sixth consecutive time.

SDSU's winning streak looked to be in jeopardy in the first half after it fell behind, 14-2, after five-plus minutes of action. The Aztecs were being outplayed in every facet of the game early before finding any type of rhythm. Even when they were successful on offense, San Diego found ways to score and led by five with 2:47 left in the first half.

The Aztecs then scored seven straight points to take a 35-33 lead and finished the half on a 9-3 run head to the locker room up, 37-36. Tapley spearheaded the San Diego State rally with 16 first-half points.

SDSU opened the second period on a 9-2 run to open an eight-point lead, but USD chipped away and eventually took a 54-53 lead with 12:35 remaining.

San Diego State answered with eight consecutive points to retake the lead, 61-54, and never looked back. The Toreros got as close as five points with 4:11 to play, but a three-pointer by Jamaal Franklin, who finished with 11 points, sealed USD's fate as the Aztecs went on to record the 12-point win. The final margin was SDSU's largest at San Diego since winning by 23 on Feb. 25, 1975.

The Toreros were led by Chris Manresa's 14 points and 10 rebounds off the bench.

Statistical table for Game 11 showing individual player performance metrics like MP, FG, 3FG, FT, R, F, A TO, B S TP for SDSU.

Statistical table for Game 11 showing individual player performance metrics like MP, FG, 3FG, FT, R, F, A TO, B S TP for USD.

Halftime: San Diego State 37, San Diego 36. FG%: San Diego State 50.0, San Diego 47.3. 3FG%: San Diego State 35.7, San Diego 18.8. FT%: San Diego State 71.4, San Diego 58.3. Officials: Frank Harvey, Michael Irving, Kevin Brill. Technicals: None.



Game 12

rv/rv San Diego State 80
UC Riverside 55

Dec. 19, 2011 ♦ San Diego, Calif.
Viejas Arena ♦ Att.: 11,555

SAN DIEGO - San Diego State led wire-to-wire and enjoyed a lead as large as 27 points before settling for an 80-55 victory over UC Riverside at Viejas Arena.

Nine of 10 Aztecs who saw the floor scored and seven recorded at least six points. SDSU was led by James Rahon's 19 points. The junior matched his career high with five three-pointers and ultimately finished 7-for-11 from the floor. Chase Tapley, meanwhile, added 17 points on 7-of-8 shooting.

San Diego State came out with its third starting lineup of the season as Jamaal Franklin was inserted into the rotation for Tim Shelton, who was given the night off due to a sore knee. The move paid off as Franklin got his teammates involved and had four assists in a first half where the Aztecs found themselves up 13-2 before the first media timeout. SDSU led by as many as 21 in the first half before entering the locker room ahead, 45-25.

The Highlanders scored seven straight points at the start of the second period to get within 13 points, but Aztecs would not allow the visitors to get any closer the rest of the way.

Midway through the second half, San Diego State went on an 11-0 run highlighted by five Rahon points and the Aztecs were up by 25 points and were well on their way to victory No. 10.

Franklin finished with a career-high five assists and most of the starters were on the bench in the final minutes, which gave two walk-ons, Narbeh Ebrahimian (1 points, 1 rebound) and Jeremy Castleberry (1 minute), the opportunity to play.

Statistical table for Game 12 showing individual player performance metrics like MP, FG, 3FG, FT, R, F, A TO, B S TP for UCR.

Statistical table for Game 12 showing individual player performance metrics like MP, FG, 3FG, FT, R, F, A TO, B S TP for SDSU.

Halftime: San Diego State 45, UC Riverside 25. FG%: San Diego State 55.4, Long Beach State 36.8. 3FG%: San Diego State 45.0, UC Riverside 10.0. FT%: UC Riverside 80.0, San Diego State 60.0. Officials: Bill Gracey, Larry Spaulding, Chris Rastatter. Technicals: None.

SAN DIEGO STATE SINGLE SEASON RECORDS

EFFICIENCY AVERAGE

since 1978-79 season

Rk	Name (Class)	EPG	Yr.
1.	Michael Cage (Sr.)	29.29	84
2.	Michael Cage (Jr.)	25.61	83
3.	Steve Malovic (Sr.)	22.96	79
4.	•Marcus Slaughter (Jr.)	21.43	06
5.	•Aerick Sanders (Sr.)	21.13	04
6.	Marty Dow (Sr.)	20.31	91
7.	•Kawhi Leonard (So.)	20.14	11
8.	Michael Cage (Fr.)	19.89	81
9.	Leonard Allen (Sr.)	18.84	85
10.	Anthony Watson (Sr.)	18.82	86
11.	Kim Goetz (Sr.)	18.23	79
12.	•Marcus Slaughter (So.)	18.22	05
13.	•Randy Holcomb (Sr.)	17.70	02
14.	•Kawhi Leonard (Fr.)	17.55	10
15.	Leon Carter (Sr.)	17.38	96
16.	Rodney Hawkins (Sr.)	17.34	88
17.	•Malcolm Thomas (Sr.)	16.97	11
18.	•Jamaal Franklin (So.)	16.84	12
19.	Eddy Gordon (Fr.)	16.78	80
20.	Joe McNaull (So.)	15.93	92
21.	Michael Cage (So.)	15.86	82
22.	Carlus Groves (Sr.)	15.68	94
23.	Mitch McMullen (Sr.)	15.52	89
24.	Arthur Massey (Sr.)	15.46	91
25.	•Malcolm Thomas (Jr.)	15.44	10
26.	Paul Jarrett (Sr.)	15.31	96

	•Chase Tapley (Jr.)	15.18	12

PTS.-REBS.-ASSISTS (PRA)

since 1972-73 season

Rk	Name (Class)	PRA	Yr.
1.	Michael Cage (Sr.)	1,050	84
2.	•Kawhi Leonard (So.)	1,028	11
3.	Michael Cage (Jr.)	932	83
4.	•Randy Holcomb (Sr.)	911	02
5.	•Brandon Heath (Sr.)	884	07
6.	•Marcus Slaughter (Jr.)	879	06
7.	Anthony Watson (Sr.)	868	86
8.	•Kawhi Leonard (Fr.)	834	10
9.	•Brandon Heath (Jr.)	832	06
9.	Steve Copp (Sr.)	832	76
11.	•Jamaal Franklin (So.)	823	12
12.	•Aerick Sanders (Sr.)	808	04
13.	•Malcolm Thomas (Sr.)	807	11
14.	Steve Malovic (Sr.)	793	79
15.	Marty Dow (Sr.)	786	91
16.	Will Connelly (Jr.)	771	76
17.	•Tony Bland (Jr.)	762	02
18.	Shawn Jamison (Jr.)	759	90
19.	•Marcus Slaughter (So.)	757	05
20.	•Lorenzo Wade (Jr.)	756	08
21.	Anthony Watson (Jr.)	751	85
22.	•Kyle Spain (Sr.)	745	09
23.	Will Connelly (So.)	743	75
24.	•Mohamed Abukar (Sr.)	741	07
25.	•Brandon Heath (So.)	740	05

PRA AVERAGE

since 1972-73 season

Rk	Name (Class)	PRAVG	Yr.
1.	Michael Cage (Sr.)	37.50	84
2.	Michael Cage (Jr.)	33.29	83
3.	Anthony Watson (Sr.)	31.00	86
4.	Steve Malovic (Sr.)	29.37	79

5.	•Marcus Slaughter (Jr.)	29.30	06
6.	Steve Copp (Sr.)	28.69	76
7.	Chris McMurray (Jr.)	28.64	72
8.	•Kawhi Leonard (So.)	28.56	11
9.	•Marcus Slaughter (So.)	28.04	05
10.	•Randy Holcomb (Sr.)	27.61	02
11.	Will Connelly (So.)	27.52	75
12.	Marty Dow (Sr.)	27.10	91
13.	•Aerick Sanders (Sr.)	26.93	04
14.	•Brandon Heath (Sr.)	26.78	07
15.	Kim Goetz (Sr.)	26.77	79
16.	Will Connelly (Jr.)	26.59	76
17.	•Jamaal Franklin (So.)	26.55	12
18.	Carlus Groves (Sr.)	25.95	94
19.	•Brandon Heath (So.)	25.52	05
20.	Jason Richey (Jr.)	25.48	97
21.	•Brandon Heath (Jr.)	25.21	06
22.	Steve Copp (Jr.)	25.11	75
23.	Steffond Johnson (Sr.)	24.76	86
24.	Joel Kramer (Sr.)	24.68	78
25.	•Kawhi Leonard (Fr.)	24.53	10

VICTORIES

DI	Name (Class)	Wins	Yr.
1.	•Brian Carlwell (Sr.)	34	11
	•D.J. Gay (Sr.)	34	11
	•James Rahon (So.)	34	11
	•Malcolm Thomas (Sr.)	34	11
5.	•Kawhi Leonard (So.)	33	11
	•Billy White (Sr.)	33	11
7.	•Chase Tapley (So.)	31	11
8.	•Tim Shelton (Jr.)	28	11
9.	•Garrett Green (Sr.)	26	12
	•DeShawn Stephens (Jr.)	26	12
	•Chase Tapley (Jr.)	26	12
	•D.J. Gay (So.)	26	09
	•Kyle Spain (Sr.)	26	09
	•Matt Thomas (Sr.)	26	09
	•Richie Williams (Sr.)	26	09

2011-12 SAN DIEGO STATE SCHEDULE/RESULTS

Record: 26-7 (Home: 17-2, Away: 7-4, Neutral: 2-1)

Mountain West: 10-4 (Home: 6-1, Away: 4-3)

SDSU		San Diego State High								
Date	NR	Opponent	SDSU Result	W-L	Record	MW	Scorer	Rebounder	Assists	Attendance
Nov. 11	rv/-	~BRYANT	W 75-63	W1	1-0		Tapley - 20	Green, Tapley - 11	Thames - 8	11,734
Nov. 12	rv/-	~SOUTHERN UTAH	W 70-37	W2	2-0		Tapley - 16	Green - 11	Thames - 7	11,765
Nov. 13	rv/-	~UC DAVIS	W 89-74	W3	3-0		J. Franklin - 31	J. Franklin, Stephens - 6	Thames - 7	11,792
Nov. 15	rv/-	at [11/12] Baylor	L 67-77	L1	3-1		Tapley - 28	Rahon - 7	Thames - 4	6,941
Nov. 17	rv/-	USC (:01.8)	W 56-54	W1	4-1		J. Franklin - 14	Stephens - 9	Thames - 4	12,414 (c)
Nov. 19	rv/-	[rv/rv] LONG BEACH STATE	W-ot 77-73	W2	5-1		J. Franklin - 21	J. Franklin - 9	Tapley - 3	12,094
Nov. 23	rv/rv	at [23/23] Arizona	W 61-57	W3	6-1		Tapley - 17	Green - 7	Tapley - 4	13,761
Nov. 26	rv/rv	at UC Santa Barbara	W-ot 76-75	W4	7-1		Thames - 20	Thames - 10	Thames - 6	5,011
Nov. 30	rv/rv	[rv/22] CREIGHTON	L 83-85	L1	7-2		Thames - 21	Stephens - 9	Thames - 6	12,414 (c)
Dec. 4	rv/rv	[24/23] CALIFORNIA	W 64-63	W1	8-2		Tapley - 25	Green - 10	Thames - 7	12,414 (c)
Dec. 7	rv/rv	at San Diego	W 74-62	W2	9-2		Tapley - 23	Stephens - 9	Thames - 11	4,708
Dec. 19	rv/rv	UC RIVERSIDE	W 80-55	W3	10-2		Rahon - 19	Thames - 6	J. Franklin - 5	11,555
Dec. 22	rv/rv	ELON	W 81-55	W4	11-2		J. Franklin - 19	Stephens - 9	Shelton - 4	11,370
Dec. 30	25/rv	REDLANDS	W 94-43	W5	12-2		J. Franklin - 26	J. Franklin - 10	J. Franklin - 5	12,414 (c)
Jan. 5	24/25	SAN DIEGO CHRISTIAN	W 83-52	W6	13-2		Stephens - 18	Stephens, Williams - 8	Tapley - 5	10,857
Jan. 10	22/22	CHICAGO STATE	W 73-65	W7	14-2		Tapley - 24	J. Franklin - 10	Thames - 6	12,099
Jan. 14	22/22	*[12/12] UNLV (:00.3)	W 69-67	W8	15-2	1-0	J. Franklin - 24	J. Franklin - 10	Shelton, Thames - 4	12,414 (c)
Jan. 18	16/16	*at [rv/rv] New Mexico	W 75-70	W9	16-2	2-0	Thames - 22	Shelton - 8	Thames - 4	15,411 (c)
Jan. 21	16/16	*AIR FORCE	W 57-44	W10	17-2	3-0	Tapley - 16	J. Franklin - 10	three with - 3	12,414 (c)
Jan. 24	13/12	*at Wyoming	W 52-42	W11	18-2	4-0	J. Franklin, Tapley - 12	J. Franklin - 11	L. Franklin, Thames - 3	5,692
Jan. 28	13/12	*at Colorado State	L 60-77	L1	18-3	4-1	J. Franklin - 24	J. Franklin - 10	Thames - 3	6,038
Feb. 1	17/17	*BOISE STATE	W 58-56	W1	19-3	5-1	J. Franklin - 16	J. Franklin, Shelton - 7	Tapley, Thames - 2	12,414 (c)
Feb. 4	17/17	*TCU	W 83-73	W2	20-3	6-1	J. Franklin - 24	J. Franklin - 11	Rahon, Shelton - 4	12,414 (c)
Feb. 11	13/14	*at [14/16] UNLV	L 60-62	L1	20-4	6-2	Tapley - 22	J. Franklin - 8	Thames - 8	18,577 (c)
Feb. 15	13/15	*[rv/rv] NEW MEXICO	L 67-77	L2	20-5	6-3	J. Franklin - 16	J. Franklin - 10	Thames - 4	12,414 (c)
Feb. 18	13/15	*at Air Force	L 56-58	L3	20-6	6-4	Tapley - 17	Shelton - 11	Thames - 5	2,483
Feb. 22	24/25	*WYOMING	W-ot 67-58	W1	21-6	7-4	Green - 14	Shelton, Stephens - 7	Thames - 6	12,414 (c)
Feb. 25	24/25	*COLORADO STATE	W 74-66	W2	22-6	8-4	J. Franklin - 31	J. Franklin - 16	L. Franklin - 5	12,414 (c)
Feb. 29	21/23	*at Boise State	W 66-53	W3	23-6	9-4	J. Franklin - 18	J. Franklin - 12	J. Franklin - 3	6,145
Mar. 3	21/23	*at TCU	W-ot 98-92	W4	24-6	10-4	J. Franklin - 35	J. Franklin - 13	J. Franklin - 5	5,955
Mar. 8	18/21	`vs. (8) Boise State	W 65-62	W5	25-6		Tapley - 20	J. Franklin, Thames - 5	Tapley - 4	8,160
Mar. 9	18/21	`vs. (4) Colorado State	W 79-69	W6	26-6		J. Franklin - 19	Stephens - 9	Tapley - 6	16,339
Mar. 10	18/21	`vs. (2) [rv/rv] New Mexico	L 59-68	L1	26-7		Tapley - 25	J. Franklin - 10	Thames - 4	12,168
Mar. 16	22/23	+vs. (11) [--/rv] NC State								

Caps denotes home game. ~ - Basketball Travelers Classic (San Diego, Calif.). * - Mountain West Conference Game. ` - 2012 Conoco Mountain West Conference Championships (Thomas & Mack Center; Las Vegas, Nev.). + - NCAA Tournament Second and Third Rounds (Columbus, Ohio). c - Indicates capacity crowd. SDSU NR - San Diego State national ranking (*Associated Press* and *ESPN/USA Today* coaches polls at gametime). Time to the right of opponent name indicates time remaining on a game-winning shot.

Record/Attendance Summary

	G	W-L	Total	Average	High
Home	19	17-2	229,820	12,096	12,414 - 11 times
Mountain West	7	6-1	86,898	12,414	12,414 - seven times
Away	11	7-4	90,722	8,247	18,577 at No. 14/16 UNLV (Feb. 11)
Mountain West	7	4-3	60,301	8,614	18,577 at No. 14/16 UNLV (Feb. 11)
Neutral	3	2-1	36,667	12,222	16,339 vs. Colorado State (Mar. 9)
Total	32	25-7	357,209	10,825	18,577 at No. 14/16 UNLV (Feb. 11)
Mountain West	14	10-4	147,199	10,514	18,577 at No. 14/16 UNLV (Feb. 11)

Win/Loss Margin

	1	2	3	4	5	6	7	8	9	10	11	12	13	14	15	16	17	18	25	31	33	34	51	=<3	=<5	=<10
Win	2	3	1	2	1	1		2	1	3		2	2		1				1	1	1	1	1	6	9	16
Loss		3								1	2						1							3	3	6

2011-12 SAN DIEGO STATE SEASON STATS

Record: 26-7 (Home: 17-2, Away: 7-4, Neutral: 2-1)

No.	Player	GP	GS	Min	Avg	TOTAL		3-PTS			REBOUNDS							Pts	Avg								
						FG-FGA	Pct	3FG-FGA	Pct	FT-FTA	Pct	Off	Def	Tot	Avg	PF	FO			A	TO	Blk	Stl				
21	FRANKLIN, Jamaal	31	21	931	30.0	167-385	.434	47-148	.318	153-193	.793	57	187	244	7.9	77	0	45	92	19	30	534	17.2				
22	TAPLEY, Chase	33	33	1121	34.0	193-422	.457	74-171	.433	58-80	.725	22	118	140	4.2	56	0	73	53	15	59	518	15.7				
02	THAMES, Xavier	30	29	1012	33.7	96-236	.407	16-50	.320	100-120	.833	13	84	97	3.2	67	1	127	76	7	29	308	10.3				
11	RAHON, James	30	29	948	31.6	100-248	.403	39-120	.325	25-42	.595	17	65	82	2.7	59	1	24	25	0	14	264	8.8				
05	GREEN, Garrett	33	17	633	19.2	80-136	.588	1-4	.250	40-80	.500	49	106	155	4.7	48	0	19	35	15	10	201	6.1				
23	STEPHENS, DeShawn	33	3	619	18.8	74-123	.602	0-0	.000	24-61	.393	69	95	164	5.0	62	1	11	29	10	12	172	5.2				
10	SHELTON, Tim	30	29	732	24.4	65-132	.492	1-8	.125	29-46	.630	55	87	142	4.7	71	5	49	30	8	17	160	5.3				
03	FRANKLIN, LaBradford	32	0	394	12.3	29-73	.397	5-25	.200	31-36	.861	7	40	47	1.5	37	0	53	47	1	9	94	2.9				
00	WILLIAMS, Alec	21	4	226	10.8	30-67	.448	5-18	.278	19-24	.792	11	34	45	2.1	38	1	4	22	2	4	84	4.0				
25	EBRAHIMIAN, Narbeh	8	0	59	7.4	3-12	.250	0-5	.000	1-3	.333	4	6	10	1.3	9	0	3	0	0	2	7	0.9				
33	CASTLEBERRY, Jeremy	5	0	14	2.8	2-6	.333	1-5	.200	0-0	.000	0	1	1	0.2	0	0	0	2	0	0	5	1.0				
24	STATEN, Ryan	2	0	5	2.5	1-1	1.000	0-0	.000	1-2	.500	0	1	1	0.5	0	0	0	1	0	0	3	1.5				
40	DOUGLAS, Aaron	2	0	6	3.0	0-1	.000	0-1	.000	1-2	.500	0	0	0	0.0	1	0	0	0	0	0	1	0.5				
TEAM																											
SAN DIEGO STATE		33				840-1842		.456		189-555		.341		482-689		.700		352 872 1224		37.1 526		9 408 417		77 186 2351		71.2	
OPPONENTS		33				747-1868		.400		231-684		.338		362-524		.691		314 751 1065		32.3 613		- 401 425 103 182		2087 63.2			

SCORE BY PERIODS:	1st	2nd	OT	2OT	Total
SAN DIEGO STATE	1,124	1,175	52		- 2,351
OPPONENTS	1,001	1,054	32		- 2,087

Mountain West: 10-4 (Home: 6-1, Away: 4-3)

No.	Player	GP	GS	Min	Avg	TOTAL		3-PTS			REBOUNDS							Pts	Avg								
						FG-FGA	Pct	3FG-FGA	Pct	FT-FTA	Pct	Off	Def	Tot	Avg	PF	FO			A	TO	Blk	Stl				
21	FRANKLIN, Jamaal	13	13	442	34.0	75-162	.463	19-66	.288	84-97	.866	25	104	129	9.9	35	0	19	49	10	8	253	19.5				
22	TAPLEY, Chase	14	14	498	35.6	66-179	.369	21-66	.318	26-32	.813	9	54	63	4.5	24	0	24	22	4	20	179	12.8				
02	THAMES, Xavier	14	14	478	34.1	45-110	.409	6-20	.300	39-43	.907	7	30	37	2.6	33	1	47	35	5	11	135	9.6				
11	RAHON, James	14	13	453	32.4	45-110	.409	19-53	.358	6-11	.545	10	30	40	2.9	33	1	11	11	0	7	115	8.2				
10	SHELTON, Tim	14	14	369	26.4	36-62	.581	1-3	.333	22-37	.595	26	53	79	5.6	36	2	26	16	4	8	95	6.8				
05	GREEN, Garrett	14	2	195	13.9	28-44	.636	0-1	.000	10-22	.455	12	28	40	2.9	24	0	4	11	7	2	66	4.7				
23	STEPHENS, DeShawn	14	0	199	14.2	25-42	.595	0-0	.000	10-20	.500	28	22	50	3.6	21	0	3	11	1	4	60	4.3				
03	FRANKLIN, LaBradford	13	0	168	12.9	8-30	.267	2-12	.167	12-13	.923	4	17	21	1.6	19	0	24	18	0	5	30	2.3				
00	WILLIAMS, Alec	6	0	39	6.5	3-12	.250	0-3	.000	6-6	1.000	1	5	6	1.0	6	0	0	1	0	2	12	2.0				
25	EBRAHIMIAN, Narbeh	4	0	6	1.5	0-1	.000	0-1	.000	0-0	.000	0	1	1	0.3	3	0	0	0	0	0	0	0.0				
33	CASTLEBERRY, Jeremy	1	0	1	1.0	0-1	.000	0-1	.000	0-0	.000	0	0	0	0.0	0	0	0	1	0	0	0	0.0				
24	STATEN, Ryan	1	0	1	1.0	0-0	.000	0-0	.000	0-0	.000	0	0	0	0.0	0	0	0	1	0	0	0	0.0				
40	DOUGLAS, Aaron	1	0	1	1.0	0-0	.000	0-0	.000	0-0	.000	0	0	0	0.0	1	0	0	0	0	0	0	0.0				
TEAM																											
SAN DIEGO STATE		14				331-753		.440		68-226		.301		215-281		.765		136 362 498		35.6 235		4 158 177		31 67 945		67.5	
OPPONENTS		14				317-781		.406		102-305		.334		162-239		.678		137 314 451		32.2 249		- 163 169 45 79		898 64.1			

SCORE BY PERIODS:	1st	2nd	OT	2OT	Total
SAN DIEGO STATE	447	471	27		- 945
OPPONENTS	437	449	12		- 898

2011-12 SAN DIEGO STATE - HOME/AWAY STATS

Home: 17-2

No.	Player	GP	GS	Min	Avg	TOTAL		3-PTS		FT-FTA		REBOUNDS				PF	FO	A	TO	Blk	Stl	Pts	Avg			
						FG-FGA	Pct	3FG-FGA	Pct	Pct	Pct	Off	Def	Tot	Avg											
21	FRANKLIN, Jamaal	18	12	532	29.6	101-230	.439	25-86	.291	95-116	.819	36	109	145	8.1	40	0	25	48	13	20	322	17.9			
22	TAPLEY, Chase	19	19	615	32.4	99-217	.456	35-82	.427	37-52	.712	13	67	80	4.2	35	0	45	30	10	39	270	14.2			
11	RAHON, James	16	15	503	31.4	63-150	.420	29-78	.372	13-22	.591	9	37	46	2.9	27	0	19	11	0	8	168	10.5			
02	THAMES, Xavier	16	15	526	32.9	52-126	.413	6-21	.286	40-54	.741	11	35	46	2.9	30	0	69	42	4	10	150	9.4			
05	GREEN, Garrett	19	12	391	20.6	58-91	.637	0-3	.000	27-55	.491	32	60	92	4.8	27	0	13	23	12	8	143	7.5			
23	STEPHENS, DeShawn	19	3	372	19.6	48-80	.600	0-0	.000	18-43	.419	43	58	101	5.3	32	1	8	17	6	5	114	6.0			
10	SHELTON, Tim	16	15	424	26.5	34-71	.479	1-6	.167	14-17	.824	29	47	76	4.8	32	2	33	20	6	14	83	5.2			
00	WILLIAMS, Alec	13	4	165	12.7	24-48	.500	5-14	.357	15-18	.833	8	29	37	2.8	22	1	4	13	1	3	68	5.2			
03	FRANKLIN, LaBradford	18	0	241	13.4	21-46	.457	2-15	.133	22-26	.846	3	28	31	1.7	19	0	35	26	1	5	66	3.7			
25	EBRAHIMIAN, Narbeh	6	0	56	9.3	3-12	.250	0-5	.000	1-3	.333	4	5	9	1.5	7	0	3	0	0	2	7	1.2			
33	CASTLEBERRY, Jeremy	5	0	14	2.8	2-6	.333	1-5	.200	0-0	.000	0	1	1	0.2	0	0	0	2	0	0	5	1.0			
24	STATEN, Ryan	2	0	5	2.5	1-1	1.000	0-0	.000	1-2	.500	0	1	1	0.5	0	0	0	1	0	0	3	1.5			
40	DOUGLAS, Aaron	2	0	6	3.0	0-1	.000	0-1	.000	1-2	.500	0	0	0	0.0	1	0	0	0	0	0	1	0.5			
TEAM												30	24	54	2.8	1					4					0
SDSU TOTALS		19				506-1079	.469	104-316	.329	284-410	.693	218	501	719	37.8	273	4	254	237	53	114	1400	73.7			
OPPONENTS		19				429-1082	.396	133-386	.345	169-259	.653	181	408	589	31.0	368	-	226	264	53	96	1160	61.1			

SCORE BY PERIODS:	1st	2nd	OT	2OT	Total
SAN DIEGO STATE	685	691	24		- 1,400
OPPONENTS	553	596	11		- 1,160

Road/Neutral: 9-5 (Away: 7-4 Neutral 2-1)

No.	Player	GP	GS	Min	Avg	TOTAL		3-PTS		FT-FTA		REBOUNDS				PF	FO	A	TO	Blk	Stl	Pts	Avg			
						FG-FGA	Pct	3FG-FGA	Pct	Pct	Pct	Off	Def	Tot	Avg											
22	TAPLEY, Chase	14	14	506	36.1	94-205	.459	39-89	.438	21-28	.750	9	51	60	4.3	21	0	28	23	5	20	248	17.7			
21	FRANKLIN, Jamaal	13	9	399	30.7	66-155	.426	22-62	.355	58-77	.753	21	78	99	7.6	37	0	20	44	6	10	212	16.3			
02	THAMES, Xavier	14	14	486	34.7	44-110	.400	10-29	.345	60-66	.909	2	49	51	3.6	37	1	58	34	3	19	158	11.3			
11	RAHON, James	14	14	445	31.8	37-98	.378	10-42	.238	12-20	.600	8	28	36	2.6	32	1	5	14	0	6	96	6.9			
10	SHELTON, Tim	14	14	308	22.0	31-61	.508	0-2	.000	15-29	.517	26	40	66	4.7	39	3	16	10	2	3	77	5.5			
23	STEPHENS, DeShawn	14	0	247	17.6	26-43	.605	0-0	.000	6-18	.333	26	37	63	4.5	30	0	3	12	4	7	58	4.1			
05	GREEN, Garrett	14	5	242	17.3	22-45	.489	1-1	1.000	13-25	.520	17	46	63	4.5	21	0	6	12	3	2	58	4.1			
03	FRANKLIN, LaBradford	14	0	153	10.9	8-27	.296	3-10	.300	9-10	.900	4	12	16	1.1	18	0	18	21	0	4	28	2.0			
00	WILLIAMS, Alec	8	0	61	7.6	6-19	.316	0-4	.000	4-6	.667	3	5	8	1.0	16	0	9	1	1	16	2.0				
25	EBRAHIMIAN, Narbeh	2	0	3	1.5	0-0	.000	0-0	.000	0-0	.000	0	1	1	0.5	2	0	0	0	0	0	0	0.0			
TEAM												18	24	42	3.0	0					1					0
SAN DIEGO STATE		14				334-763	.438	85-239	.356	198-279	.710	134	371	505	36.1	253	5	154	180	24	72	951	67.9			
OPPONENTS		14				318-786	.405	98-298	.329	193-265	.728	133	343	476	34.0	245	-	175	161	50	86	927	66.2			

SCORE BY PERIODS:	1st	2nd	OT	2OT	Total
SAN DIEGO STATE	439	484	28		- 951
OPPONENTS	448	458	21		- 927

2011-12 SAN DIEGO STATE - WIN/LOSS STATS

Wins: 26

No.	Player	GP	GS	Min	Avg	TOTAL		3-PTS		FT-FTA		REBOUNDS				PF	FO	A	TO	Blk	Stl	Pts	Avg
						FG-FGA	Pct	3FG-FGA	Pct	Pct	Pct	Off	Def	Tot	Avg								
21	FRANKLIN, Jamaal	25	17	753	30.1	134-306	.438	40-117	.342	125-159	.786	46	149	195	7.8	61	0	42	72	17	29	433	17.3
22	TAPLEY, Chase	26	26	873	33.6	146-315	.463	50-123	.407	52-71	.732	16	93	109	4.2	41	0	67	44	13	49	394	15.2
02	THAMES, Xavier	23	22	770	33.5	76-177	.429	14-37	.378	71-87	.816	10	65	75	3.3	44	1	93	57	5	21	237	10.3
11	RAHON, James	23	22	725	31.5	84-193	.435	36-97	.371	18-32	.563	13	51	64	2.8	38	1	18	14	0	13	222	9.7
05	GREEN, Garrett	26	14	509	19.6	66-110	.600	1-4	.250	35-69	.507	36	84	120	4.6	30	0	17	24	11	8	168	6.5
23	STEPHENS, DeShawn	26	3	513	19.7	65-105	.619	0-0	.000	23-58	.397	57	75	132	5.1	51	1	7	18	9	10	153	5.9
10	SHELTON, Tim	23	22	552	24.0	45-89	.506	0-5	.000	19-27	.704	40	66	106	4.6	52	4	42	23	7	15	109	4.7
03	FRANKLIN, LaBradford	25	0	328	13.1	27-59	.458	5-20	.250	27-30	.900	6	35	41	1.6	33	0	45	40	1	7	86	3.4
00	WILLIAMS, Alec	17	4	195	11.5	29-61	.475	5-16	.313	15-18	.833	9	32	41	2.4	30	1	4	19	1	3	78	4.6
25	EBRAHIMIAN, Narbeh	7	0	57	8.1	3-12	.250	0-5	.000	1-3	.333	4	5	9	1.3	8	0	3	0	0	2	7	1.0
33	CASTLEBERRY, Jeremy	5	0	14	2.8	2-6	.333	1-5	.200	0-0	.000	0	1	1	0.2	0	0	0	2	0	0	5	1.0
24	STATEN, Ryan	2	0	5	2.5	1-1	1.000	0-0	.000	1-2	.500	0	1	1	0.5	0	0	0	1	0	0	3	1.5
40	DOUGLAS, Aaron	2	0	6	3.0	0-1	.000	0-1	.000	1-2	.500	0	0	0	0.0	1	0	0	0	0	0	1	0.5
TEAM												38	38	76	2.9	1			5			0	
SAN DIEGO STATE		26				678-1435	.472	152-430	.353	388-558	.695	275	695	970	37.3	390	8	338	319	64	157	1896	72.9
OPPONENTS		26				577-1481	.390	175-546	.321	251-380	.661	254	564	818	31.5	490	-	293	341	78	135	1580	60.8

SCORE BY PERIODS:	1st	2nd	OT	2OT	Total
SAN DIEGO STATE	914	930	52		- 1,896
OPPONENTS	758	790	32		- 1,580

Losses: 7

No.	Player	GP	GS	Min	Avg	TOTAL		3-PTS		FT-FTA		REBOUNDS				PF	FO	A	TO	Blk	Stl	Pts	Avg
						FG-FGA	Pct	3FG-FGA	Pct	Pct	Pct	Off	Def	Tot	Avg								
22	TAPLEY, Chase	7	7	248	35.4	47-107	.439	24-48	.500	6-9	.667	6	25	31	4.4	15	0	6	9	2	10	124	17.7
21	FRANKLIN, Jamaal	6	4	178	29.7	33-79	.418	7-31	.226	28-34	.824	11	38	49	8.2	16	0	3	20	2	1	101	16.8
02	THAMES, Xavier	7	7	242	34.6	20-59	.339	2-13	.154	29-33	.879	3	19	22	3.1	23	0	34	19	2	8	71	10.1
10	SHELTON, Tim	7	7	180	25.7	20-43	.465	1-3	.333	10-19	.526	15	21	36	5.1	19	1	7	7	1	2	51	7.3
11	RAHON, James	7	7	223	31.9	16-55	.291	3-23	.130	7-10	.700	4	14	18	2.6	21	0	6	11	0	1	42	6.0
05	GREEN, Garrett	7	3	124	17.7	14-26	.538	0-0	.000	5-11	.455	13	22	35	5.0	18	0	2	11	4	2	33	4.7
23	STEPHENS, DeShawn	7	0	106	15.1	9-18	.500	0-0	.000	1-3	.333	12	20	32	4.6	11	0	4	11	1	2	19	2.7
03	FRANKLIN, LaBradford	7	0	66	9.4	2-14	.143	0-5	.000	4-6	.667	1	5	6	0.9	4	0	8	7	0	2	8	1.1
00	WILLIAMS, Alec	4	0	31	7.8	1-6	.167	0-2	.000	4-6	.667	2	2	4	1.0	8	0	0	3	1	1	6	1.5
25	EBRAHIMIAN, Narbeh	1	0	2	2.0	0-0	.000	0-0	.000	0-0	.000	0	1	1	1.0	1	0	0	0	0	0	0	0.0
TEAM												10	10	20	2.9	0			0			0	
SAN DIEGO STATE		7				162-407	.398	37-125	.296	94-131	.718	77	177	254	36.3	136	1	70	98	13	29	455	65.0
OPPONENTS		7				170-387	.439	56-138	.406	111-144	.771	60	187	247	35.3	123	-	108	84	25	47	507	72.4

SCORE BY PERIODS:	1st	2nd	OT	2OT	Total
SAN DIEGO STATE	210	245			- 455
OPPONENTS	243	264			- 507

2011-12 TEAM GAME-BY-GAME

Opponent	Site/Date	FG-FGA	Pct	3P-3PA	Pct	FT-FTA	Pct	Off-Def	Tot	PF	AT	TO	BS	ST	1st-2nd	Pts
at [rv/-] SDSU Bryant	H 11/11	31-58 25-67	.534 .373	2-12 10-30	.167 .333	11-25 3-4	.440 .750	12-33 9-23	45 32	9 21	19 15	11 10	3 1	6 5	28-47 27-36	75 63
at [rv/-] SDSU Southern Utah	H 11/12	28-55 13-43	.509 .302	5-13 1-10	.385 .100	9-20 10-14	.450 .714	15-26 7-18	41 25	20 22	16 7	20 26	1 2	12 5	41-29 15-22	70 37
at [rv/-] SDSU UC Davis	H 11/13	28-56 30-63	.500 .476	10-19 14-37	.526 .378	23-31 0-3	.742 .000	9-24 9-22	33 31	9 23	16 17	10 16	2 1	11 5	48-41 29-45	89 74
[rv/-] SDSU at [11/12] Baylor	A 11/15	21-59 24-52	.356 .462	8-24 9-17	.333 .529	17-20 20-24	.850 .833	13-20 10-26	33 36	22 21	8 18	21 21	2 5	10 10	30-37 32-45	67 77
at [rv/-] SDSU USC	H 11/17	20-51 22-50	.392 .440	3-17 5-10	.176 .500	13-14 5-8	.929 .625	13-23 7-19	36 26	7 12	10 12	14 11	4 4	4 8	21-35 25-29	56 54
at [rv/-] SDSU [rv/rv] LBSU	H 11/19	28-68 22-53	.412 .415	4-17 4-14	.235 .286	17-27 25-32	.630 .781	19-20 11-30	39 41	22 26	12 12	16 23	6 6	9 4	37-28-12 40-25-8	77 73
[rv/rv] SDSU at [23/23] Arizona	A 11/23	24-53 19-57	.453 .333	8-12 5-26	.667 .192	5-15 14-17	.333 .824	8-28 12-28	36 40	19 16	12 8	14 13	1 2	3 7	31-30 29-28	61 57
[rv/rv] SDSU at UC Santa Barbara	A 11/26	23-59 24-63	.390 .381	4-20 7-22	.200 .318	26-39 20-27	.667 .741	12-34 9-32	46 41	20 25	8 14	9 8	0 11	3 2	25-38-13 31-32-12	76 75
at [rv/rv] SDSU [rv/22] Creighton	H 11/30	30-64 31-66	.469 .470	7-15 9-20	.467 .450	16-24 14-21	.667 .667	10-27 12-27	37 39	21 21	12 18	9 8	1 1	3 3	39-44 35-50	83 85
at [rv/rv] SDSU [24/23] California	H 12/4	23-53 24-60	.434 .400	4-10 4-10	.400 .400	14-20 11-18	.700 .611	11-26 14-21	37 35	16 18	9 14	12 11	2 3	5 4	33-31 25-38	64 63
[rv/rv] SDSU at San Diego	A 12/7	27-54 26-55	.500 .473	5-14 3-16	.357 .188	15-21 7-12	.714 .583	9-24 8-22	33 30	11 18	16 10	10 11	4 4	7 5	37-37 36-26	74 62
at [rv/rv] SDSU UC Riverside	H 12/19	31-56 25-68	.554 .368	9-20 1-10	.450 .100	9-15 4-5	.600 .800	11-30 13-17	41 30	11 13	17 10	9 5	3 4	3 5	45-35 25-30	80 55
at [rv/rv] SDSU Elon	H 12/22	34-61 19-60	.557 .317	6-17 8-28	.353 .286	7-9 9-15	.778 .600	6-33 10-20	39 30	16 13	17 9	15 14	3 1	6 6	37-44 28-27	81 55
at [25/rv] SDSU Redlands	H 12/30	31-65 15-61	.477 .246	11-25 7-24	.440 .292	21-32 6-13	.656 .462	13-40 9-26	53 35	13 24	13 11	13 19	5 3	10 6	58-36 24-19	94 43
at [24/25] SDSU San Diego Christian	H 1/5	28-52 19-47	.538 .404	5-17 10-25	.294 .400	22-32 4-9	.688 .444	14-23 3-13	37 16	12 24	13 16	10 15	0 2	8 4	44-39 26-26	83 52
at [22/22] SDSU Chicago State	H 1/10	28-60 25-61	.467 .410	7-24 8-22	.292 .364	10-18 7-11	.556 .636	13-28 10-24	41 34	12 23	17 12	14 14	2 4	4 7	32-41 32-33	73 65
at [22/22] SDSU [12/12] UNLV	H 1/14	24-55 24-68	.436 .353	5-14 8-27	.357 .296	16-20 11-21	.800 .524	6-29 19-24	35 43	14 16	16 9	16 14	3 8	7 9	34-35 29-38	69 67
[16/16] SDSU at [rv/rv] New Mexico	A 1/18	27-56 27-69	.482 .391	9-20 13-31	.450 .419	12-15 3-7	.800 .429	10-24 21-21	34 42	14 17	14 22	6 9	3 2	7 3	30-45 31-39	75 70
at [16/16] SDSU Air Force	H 1/21	23-50 17-49	.460 .347	4-16 1-18	.250 .056	7-10 9-12	.700 .750	8-25 9-20	33 29	10 10	13 10	11 13	3 0	7 2	29-28 21-23	57 44
[13/12] SDSU at Wyoming	A 1/24	21-41 15-49	.512 .306	5-11 5-22	.455 .227	5-6 7-12	.833 .583	4-26 11-16	30 27	15 13	9 7	19 15	1 5	5 7	25-27 22-20	52 42
[13/12] SDSU at Colorado State	A 1/28	20-64 24-49	.313 .490	3-21 6-13	.143 .462	17-20 23-23	.850 1.000	11-19 6-34	30 40	20 20	7 13	8 17	4 0	6 1	28-32 40-37	60 77
at [17/17] SDSU Boise State	H 2/1	15-48 21-51	.313 .412	3-19 7-22	.158 .318	25-29 7-16	.862 .438	11-23 10-23	34 33	21 25	6 9	15 19	2 4	5 7	25-33 33-23	58 56
at [17/17] SDSU TCU	H 2/4	30-59 23-48	.508 .479	7-20 12-24	.350 .500	16-22 15-16	.727 .938	15-20 5-16	35 21	17 15	14 12	13 16	1 1	5 6	46-37 39-34	83 73
[13/14] SDSU at [14/16] UNLV	A 2/11	25-51 27-66	.490 .409	7-16 6-25	.438 .240	6-11 5-10	.545 .500	5-32 11-24	37 35	15 9	12 21	17 8	1 9	3 13	29-34 37-28	63 65
at [13/15] SDSU [rv/rv] New Mexico	H 2/15	25-55 28-56	.455 .500	3-14 10-19	.214 .526	14-20 11-17	.700 .647	8-23 8-25	31 33	14 22	12 13	12 11	2 3	1 5	32-35 36-41	67 77

2011-12 INDIVIDUAL GAME-BY-GAME (POINTS/REBS./ASTS.)

	0	2	3	5	10	11	21	22	23	24	25	33	40
	Alec	Xavier	LaBradford	Garrett	Tim	James	Jamaal	Chase	DeShawn	Ryan	Narbeh	Jeremy	Aaron
Opponent	Williams	Thames	Franklin	Green	Shelton	Rahon	Franklin	Tapley	Stephens	Staten	Ebrahimian	Castleberry	Douglas
~BRYANT	7/4/0	16/4/8	5/2/1	14/11/3	7/4/0	INJ	SUSP	20/11/6	9/6/0			CD	
~SOUTHERN UTAH	2/3/0	5/4/7	12/4/1	9/11/0	2/0/2	INJ	13/3/1	16/2/4	11/9/1			0/0/0	
~UC DAVIS	4/4/0	7/3/7	13/3/5	6/5/0	0/2/3	INJ	31/6/0	23/2/1	5/6/0			CD	
at [11/12] Baylor	2/2/0	10/4/4	2/1/3	0/2/2	4/3/1	10/7/0	11/3/0	28/4/0	0/1/0			DNT	
USC	CD	12/2/4	0/0/0	8/5/0	5/6/2	6/3/1	14/4/1	5/5/1	6/9/1			CD	
[rv/rv] LONG BEACH STATE	2/0/0	12/1/2	0/0/0	8/7/0	2/5/2	20/2/2	21/9/1	9/5/3	3/4/2			CD	
at [23/23] Arizona	2/1/0	9/2/2	0/1/0	2/7/1	6/6/3	13/4/0	8/5/2	17/3/4	4/4/0			DNT	
at UC Santa Barbara	2/0/0	20/10/6	0/0/0	13/9/0	4/5/1	5/2/0	12/6/1	16/4/0	4/3/0			DNT	
[rv/22] CREIGHTON	0/0/0	21/1/6	0/0/0	4/7/1	8/4/0	11/2/2	19/8/0	15/3/1	5/9/2			CD	
[24/23] CALIFORNIA	0/0/0	9/3/7	0/0/0	6/10/0	6/6/1	9/2/0	9/9/1	25/5/0	0/0/0		CD	CD	
at San Diego	4/1/0	11/4/11	2/0/1	2/5/2	0/0/0	5/0/0	11/5/0	23/4/2	16/9/0		CD	CD	
UC RIVERSIDE	9/4/2	9/6/1	6/3/3	9/4/3	CD-INJ	19/5/0	6/5/5	17/4/3	4/5/0		1/1/0	0/0/0	
ELON	10/2/1	INJ	4/2/2	10/5/1	7/3/4	7/2/3	19/6/0	14/5/3	8/9/1		0/1/2	2/0/0	
REDLANDS	10/7/0	INJ	11/5/4	10/7/1	CD-INJ	10/3/0	26/10/5	16/1/2	6/9/0		2/6/1	3/1/0	
SAN DIEGO CHRISTIAN	10/8/1	INJ	4/3/4	14/4/2*	CD-INJ	7/2/0*	11/5/1*	11/4/5*	18/8/0*	3/1/0	4/1/0	DND	1/0/0
CHICAGO STATE	8/3/0	4/4/6	0/0/1	2/3/0*	4/6/2	9/2/3*	16/10/1*	24/5/4*	6/3/0*	CD	CD	CD	CD
[12/12] UNLV	CD	6/2/4	CD	2/3/2	3/6/4*	22/4/1*	24/10/2*	11/6/3*	1/0/0	CD	CD	CD	CD
at [rv/rv] New Mexico	2/1/0	22/1/4	9/3/2	4/2/0	4/8/2*	8/2/1*	12/5/2*	12/7/3*	2/2/0	DNT	CD	DNT	DNT
AIR FORCE	0/1/0	4/1/3	2/3/1	7/0/0	6/6/3*	2/3/1*	14/10/3*	16/3/2*	6/4/0	CD	CD	CD	CD
at Wyoming	0/1/0	8/0/3	0/0/3	4/4/1	5/3/1*	9/3/0*	12/11/0*	12/4/1*	2/1/0	DNT	CD	DNT	DNT
at Colorado State	0/0/0	10/2/3	0/1/1	2/1/0	6/7/0*	4/1/1*	24/10/0*	10/2/1*	4/3/1	DNT	CD	DNT	DNT
BOISE STATE	6/1/0	6/3/2	5/2/1	1/0/0	3/8/1*	3/3/0*	16/8/0*	14/3/2*	4/4/0	CD	CD	CD	CD
TCU	CD	3/2/1	2/1/2	7/2/0	4/2/4*	16/5/4*	24/11/1*	14/5/1*	13/6/1	0/0/0	0/0/0	0/0/0	0/0/0
at {14/16} UNLV	CD	8/6/8	0/1/0	5/4/0	5/7/1*	4/1/1*	15/8/0*	22/3/1*	4/4/1	DNT	CD	DNT	DNT
[rv/rv] NEW MEXICO	CD	9/5/4	0/0/1	9/2/0	13/1/2*	11/3/1*	16/10/2*	7/5/2*	2/3/0	CD	CD	CD	CD
at Air Force	4/2/0	9/3/5	4/3/1	5/10/1*	13/11/2*	2/4/0*	INJ	17/9/1*	2/4/0	DNT	0/1/0	DNT	DNT
WYOMING	CD	9/1/6	2/2/4	14/3/0	10/7/1*	2/1/0*	12/5/0*	10/3/1*	8/7/0	CD	CD	CD	CD
COLORADO STATE	CD	15/4/1	0/1/5	3/3/0*	6/7/1*	14/3/1	31/16/1*	5/3/1*	0/0/0	CD	0/0/0	CD	CD
at Boise State	CD	10/0/1	3/2/1	3/1/0	11/4/1*	6/4/0*	18/12/3*	11/4/1*	4/3/0	DNT	CD	DNT	DNT
at TCU	CD	16/7/2	3/2/2	0/5/0	6/2/3*	12/3/0*	35/13/5*	18/6/4*	8/9/0	DNT	0/0/0	DNT	DNT
`vs. Boise State (MWC-QF)	CD	14/5/3*	0/0/1	0/0/0	7/4/0*	3/2/0*	19/5/3*	20/1/4*	2/3/0	DNT	CD	DNT	DNT
`vs. Colorado State (MWC-SF)	CD	7/6/2*	3/2/1	10/4/1	4/3/0*	15/3/1*	19/6/3*	17/4/6*	4/9/1	DNT	CD	DNT	DNT
`vs. [rv/rv] UNM (MWC-CH)	CD	4/1/4*	2/0/2	8/9/0	2/3/1*	0/0/1*	16/10/1*	25/5/0*	2/8/0	DNT	CD	DNT	DNT
+vs. [--/rv] NC State (NCAA-2R)													

CD – Did Not Play-Coach's Decision. DND - Did Not Dress. DNT - Did Not Travel. INJ – Did Not Play-Injured. SUSP - Suspension. ~ - Basketball Travelers Classic (San Diego, Calif.). * Mountain West game. ` - 2012 Conoco Mountain West Conference Championships (Thomas & Mack Center; Las Vegas, Nev.). + - NCAA Tournament Second and Third Rounds (Columbus, Ohio).

2011-12 STARTING LINEUPS

F	F	C	G	G	W-L	Record As SDSU Starter	Season	Career*
Williams	Shelton	Green	Thames	Tapley	3-0	Jamaal Franklin	17-4	17-4
Shelton	Rahon	Green	Thames	Tapley	6-3	LaBradford Franklin		1-0
J. Franklin	Rahon	Green	Thames	Tapley	1-0	Garrett Green	14-3	14-3
Shelton	J. Franklin	Green	Tapley	Rahon	1-0	James Rahon	22-7	27-7
Williams	J. Franklin	Stephens	Tapley	Rahon	1-0	Tim Shelton	22-7	35-12
Stephens	J. Franklin	Green	Tapley	Rahon	2-0	DeShawn Stephens	3-0	3-0
Rahon	J. Franklin	Shelton	Thames	Tapley	11-4	Chase Tapley	26-7	66-15
J. Franklin	Shelton	Green	Thames	Tapley	1-0	Xavier Thames	22-7	22-7
						Alec Williams	4-0	4-0

* Aztec career

2011-12 INDIVIDUAL SUPERLATIVES

Category	San Diego State	Opponent
Points Scored	35 - Jamaal Franklin at TCU (3-3-12)	27 - Michael Lyons at Air Force (2-18-12)
Field Goals	10 - Chase Tapley vs. New Mexico (3-10-12) 10 - Chase Tapley vs. Chicago State (1-10-12) 10 - Chase Tapley vs. California (12-4-11) 10 - Chase Tapley at Baylor (11-15-11) 10 - Jamaal Franklin vs. UC Davis (11-13-11)	9 - Michael Lyons at Air Force (2-18-12) 9 - Mike Moser at UNLV (2-11-12) 9 - Doug McDermott vs. Creighton (11-30-11) 9 - Orlando Johnson at UC Santa Barbara (11-26-11) 9 - Alex Francis vs. Bryant (11-11-11)
Field Goals Attempted	21 - Chase Tapley vs. New Mexico (3-10-12)	21 - Hank Thorns at TCU (3-3-12) 21 - Phil Martin vs. UC Riverside (12-19-11) 21 - Allen Crabbe vs. California (12-4-11) 21 - Orlando Johnson at UC Santa Barbara (11-26-11)
Highest FG Percentage (min. 5 made)	100.0 (6-6) - Garrett Green vs. Wyoming (2-22-12)	70.0 (7-10) - Ethan Wragge vs. Creighton (11-30-11)
Highest FG Percentage (min. 10 made)	58.8 (10-17) - Chase Tapley vs. Chicago State (1-10-12) 58.8 (10-17) - Chase Tapley vs. California (12-4-11) 58.8 (10-17) - Chase Tapley at Baylor (11-15-11) 58.8 (10-17) - Jamaal Franklin vs. UC Davis (11-13-11)	N/A
3-Point Field Goals Made	8 - Chase Tapley at Baylor (11-15-11)	6 - Michael Lyons at Air Force (2-18-12)
3-Point Field Goals Attempted	10 - James Rahon vs. TCU (2-4-12) 10 - Chase Tapley at UC Santa Barbara (11-26-11) 10 - Chase Tapley at Baylor (11-15-11)	12 - Ryan Sypkens vs. UC Davis (11-13-11)
3-Point Field Goal Percentage (min. 4 made)	80.0 (8-10) - Chase Tapley at Baylor (11-15-11)	83.3 (5-6) - Kendall Williams vs. New Mexico (2-15-12)
3-Point Field Goal Percentage (min. 5 made)	80.0 (8-10) - Chase Tapley at Baylor (11-15-11)	83.3 (5-6) - Kendall Williams vs. New Mexico (2-15-12)
Free Throws	14 - Jamaal Franklin at TCU (3-3-12) 14 - Jamaal Franklin vs. Colorado State (2-25-12)	11 - Casper Ware vs. Long Beach State (11-19-11)
Free Throws Attempted	17 - Jamaal Franklin at TCU (3-3-12)	12 - Drew Gordon vs. New Mexico (3-10-12) 12 - J. R. Cadot at TCU (3-3-12) 12 - Casper Ware vs. Long Beach State (11-19-11)
Free Throw Percentage (min. 7 made)	100.0 (8-8) - Jamaal Franklin vs. UNLV (1-14-12) 100.0 (8-8) - LaBradford Franklin vs. UC Davis (11-13-11) 100.0 (7-7) - Alec Williams vs. Redlands (12-30-11) 100.0 (7-7) - Xavier Thames at San Diego (12-7-11)	100.0 (8-8) Wes Eikmeier at Colorado State (1-28-12) 100.0 (7-7) Kyan Anderson vs. TCU (2-4-12)
Free Throw Percentage (min. 10 made)	93.3 (14-15) - Jamaal Franklin vs. Colorado State (2-25-12)	91.7 (11-12) - Casper Ware vs. Long Beach State (11-19-11)
Offensive Rebounds	6 - Jamaal Franklin vs. Long Beach State (11-19-11)	6 - Drew Gordon vs. New Mexico (2-15-12) 6 - Harper Kamp vs. California (12-4-11)
Defensive Rebounds	12 - Jamaal Franklin at TCU (3-3-12) 12 - Jamaal Franklin vs. Colorado State (2-25-12)	11 - Drew Gordon vs. New Mexico (2-15-12) 11 - Pierce Hornung at Colorado State (1-28-12) 11 - Lee Fisher vs. Chicago State (1-10-12) 11 - T.J. Robinson vs. Long Beach State (11-19-11)
Total Rebounds	16 - Jamaal Franklin vs. Colorado State (2-25-12)	17 - Drew Gordon vs. New Mexico (2-15-12)
Assists	11 - Xavier Thames at San Diego (12-7-11)	9 - Pierre Jackson at Baylor (11-15-11)
Blocked Shots	3 - DeShawn Stephens vs. Colorado State (3-9-12) 3 - Garrett Green vs. Colorado State (2-25-12) 3 - Jamaal Franklin vs. Redlands (12-30-11)	6 - Greg Somogyi at UC Santa Barbara (11-26-11)
Steals	7 - Chase Tapley vs. UC Davis (11-13-11)	6 - Mike Moser at UNLV (2-11-12)
Minutes Played	43 - Chase Tapley at TCU (3-3-12)	45 - Orlando Johnson at UC Santa Barbara (11-26-11)

2011-12 TEAM SUPERLATIVES

SDSU High	SDSU Low	Category	Opponent High	Opponent Low
98 at TCU (3-3-12)	42 at Wyoming (1-24-12)	Points Scored	92 at TCU (3-3-12)	37 vs. Southern Utah (11-12-11)
34 vs. Elon (12-22-11)	15 vs. Boise State (2-1-12)	Field Goals	31 vs. Creighton (11-30-11)	13 vs. Southern Utah (11-12-11)
68 vs. Long Beach State (11-19-11)	41 at Wyoming (1-24-12)	Field Goals Attempted	70 at TCU (3-3-12)	43 vs. Southern Utah (11-12-11)
55.7 vs. Elon (12-22-11)	31.3 at Colorado St. vs. Boise St.	FG Percentage	50.0 vs. New Mexico (2-15-12)	24.6 vs. Redlands (12-30-11)
11 vs. Redlands (12-30-11)	2 vs. Bryant (11-11-11)	3-Point Field Goals Made	14 vs. UC Davis (11-13-11)	1 vs. Southern Utah, UCR, AFA
25 vs. Redlands (12-30-11)	10 vs. California (12-4-11)	3-Point Field Goals Attempted	37 vs. UC Davis (11-13-11)	10 vs. SUU, USC, California, UCR
66.7 at Arizona (11-23-11)	14.3 at Colorado State (1-28-12)	3-Point Field Goal Percentage	52.9 at Baylor (11-15-11)	5.6 vs. Air Force (1-21-12)
28 at TCU (3-3-12)	5 at Arizona/at Wyoming	Free Throws Made	25 vs. Long Beach State (11-19-11)	0 vs. UC Davis (11-13-11)
39 at UC Santa Barbara (11-26-11)	6 at Wyoming (1-24-12)	Free Throws Attempted	34 at TCU (3-3-12)	3 vs. UC Davis (11-13-11)
92.9 vs. USC (11-17-11)	33.3 at Arizona (11-23-11)	Free Throw Percentage	100.0 at Colorado State (1-28-12)	00.0 vs. UC Davis (11-13-11)
19 vs. Long Beach State (11-19-11)	3 vs. Boise State (3-8-12)	Offensive Rebounds	21 at New Mexico (1-14-12)	3 - three times
40 vs. Redlands (12-30-11)	19 at Colorado State vs. Boise State	Defensive Rebounds	34 at Colorado State (1-28-12)	13 vs. San Diego Christian (1-5-12)
53 vs. Redlands (12-30-11)	22 vs. Boise State (3-8-12)	Total Rebounds	43 vs. UNLV (1-14-12)	16 vs. San Diego Christian (1-5-12)
26 at TCU (3-3-12)	7 vs. USC (11-17-11)	Fouls	27 at TCU (3-3-12)	9 at UNLV (2-11-12)
3 at TCU (3-3-12)	0 - many times	Fouled Out	3 vs. Colorado State (2-25-12)	0 - many times
19 vs. Bryant (11-11-11)	6 vs. Boise State (2-1-12)	Assists	22 at New Mexico (1-14-12)	6 at Boise State (2-29-12)
21 at Baylor (11-15-11)	6 at New Mexico (1-14-12)	Turnovers	26 vs. Southern Utah (11-12-11)	5 vs. UC Riverside/Colorado State
8 vs. Colorado State (2-25-12)	0 - five times	Blocked Shots	11 at UC Santa Barbara (11-26-11)	0 - three times
12 vs. Southern Utah (11-12-11)	2 vs. Colorado State (2-25-12)	Steals	13 at UNLV (2-11-12)	1 at Colorado State (1-28-12)
58 vs. Redlands, 1st (12-30-11)	21 vs. USC, 1st (11-17-11)	Points/Half	50 vs. Creighton, 2nd	15 vs. Southern Utah, 1st (11-12-11)
76.0 vs. Bryant, 2nd (11-11-11)	25.8 at Baylor, 1st (11-15-11)	FG Percentage/Half	62.1 vs. UC Davis, 2nd (11-13-11)	22.6 vs. Redlands, 2nd (12-30-11)
6 vs. Redlands (12-30-11)	1 vs. California (12-4-11)	Double-Figure Scorers	4 - five times	0 vs. Southern Utah (11-12-11)
+21 vs. San Diego Christian (1-5-12)	-10 at Colorado State (1-28-12)	Rebound Margin		
+34 vs. Redlands (12-30-11)	-12 at Colorado State (1-28-12)	Halftime Scoring Margin		

2011-12 BIGGEST LEADS/TIME IN LEAD/SPECIALTY STATS

Date	Opponent	SDSU Result	SDSU Big Opp Big			SDSU in Opp in			Paint		Off TOs		2nd Ch.		Bench			
			Lead	Lead	Ties	LC	Lead	Lead	Tied	SD	Opp	SD	Opp	SD	Opp	SD	Opp	
Nov. 11	%BRYANT	W 75-63	14	7	2	3	!	20:37	17:09	2:14	52	28	4	16	9	11	14	11
Nov. 12	%SOUTHERN UTAH	W 70-37	37	2	1	1	!	37:22	0:25	2:13	38	6	19	8	13	4	36	18
Nov. 13	%UC DAVIS	W 89-74	24	4	2	1	!	34:35	2:24	2:01	24	26	18	14	6	11	49	19
Nov. 15	at [11/12] Baylor	L 67-77	5	16	4	8		9:28	25:17	5:15	26	16	17	7	11	5	14	15
Nov. 17	USC	W 56-54	9	6	5	13		19:18	18:49	1:53	28	18	9	12	14	4	20	15
Nov. 19	LONG BEACH STATE	ot-W 77-73	6	10	3	3		13:33	29:22	2:05	34	28	16	15	22	9	25	4
Nov. 23	at (23/23) Arizona	W 61-57	17	0	1	0	!	39:00	0:00	1:00	20	18	10	16	10	12	14	27
Nov. 26	at UC Santa Barbara	ot-W 76-75	7	8	6	6		17:07	22:46	5:07	24	10	8	6	16	10	19	18
Nov. 30	[--/22] CREIGHTON	L 83-85	17	6	4	1		30:25	6:14	3:21	36	34	8	11	14	11	24	26
Dec. 4	[24/23] CALIFORNIA	W 64-63	8	6	8	7		21:01	10:15	9:44	28	30	16	19	6	19	9	11
Dec. 7	at San Diego	W 74-62	12	12	2	3		21:05	11:59	0:56	8	2	15	11	7	12	33	20
Dec. 19	UC RIVERSIDE	W 80-55	27	0	0	0	!	39:42	0:00	0:18	28	26	5	8	12	6	20	25
Dec. 22	ELON	W 81-55	26	4	2	4	!	32:23	6:22	1:15	44	16	17	19	6	6	24	19
Dec. 30	REDLANDS	W 94-43	51	0	0	0	!	38:53	0:00	1:07	32	10	12	5	16	3	26	13
Jan. 5	SAN DIEGO CHRISTIAN	W 83-52	34	0	0	0	!	39:44	0:00	0:16	42	12	19	3	13	6	22	29
Jan. 10	CHICAGO STATE	W 73-65	16	7	5	5		30:46	5:57	3:17	32	26	17	15	14	10	16	8
Jan. 14	*[12/12] UNLV	W 69-67	10	1	5	4		37:23	0:21	2:16	24	28	14	15	4	10	3	12
Jan. 18	*at [rv/rv] New Mexico	W 75-70	13	10	2	5		12:15	25:28	2:17	32	22	9	8	11	23	17	22
Jan. 21	*AIR FORCE	W 57-44	13	1	0	3	!	38:36	0:40	0:44	34	26	12	7	13	9	15	9
Jan. 24	*at Wyoming	W 52-42	15	4	2	5	!	27:45	10:35	1:40	20	14	15	18	5	9	6	6
Jan. 28	*at Colorado State	L 60-77	3	19	6	2		4:21	32:40	2:59	24	18	13	10	14	11	6	13
Feb. 1	*BOISE STATE	W 58-56	7	12	4	2		16:17	20:40	3:03	12	22	13	11	10	7	16	22
Feb. 4	*TCU	W 83-73	18	7	6	4	!	27:33	8:26	4:01	40	20	14	16	17	9	22	14
Feb. 11	*at [14/16] UNLV	L 63-65	6	13	3	9		13:23	24:03	2:44	22	30	11	12	7	12	9	9
Feb. 15	*[rv/rv] NEW MEXICO	L 67-77	4	15	1	3		2:57	35:36	1:37	40	26	18	12	8	10	11	33
Feb. 18	*at Air Force	L 56-58	6	8	7	5		30:11	4:58	4:51	18	12	7	10	16	0	10	13
Feb. 22	*WYOMING	ot-W 67-58	9	9	6	3		5:58	32:16	6:46	36	4	14	13	10	4	24	20
Feb. 25	*COLORADO STATE	W 74-66	8	9	4	4		16:19	20:29	3:12	24	30	7	8	16	16	14	20
Feb. 29	*at Boise State	W 66-53	22	4	1	1	!	33:46	5:20	0:54	20	24	9	12	7	8	10	15
Mar. 3	*at TCU	ot-W 98-92	18	3	8	9		31:04	8:28	5:28	42	32	15	12	10	7	11	21
Mar. 8	`vs. (8) Boise State	W 65-62	11	9	5	7		17:15	19:13	3:32	18	24	11	14	4	8	2	12
Mar. 9	`vs. (4) Colorado State	W 79-69	13	3	5	9		29:53	6:16	3:51	30	30	7	14	13	8	9	3
Mar. 10	`vs. (2) [rv/rv] New Mexico	L 59-68	0	17	0	0		0:00	39:41	0:19	28	20	7	13	8	15	12	22
Mar. 16	+vs. (11) [--/rv] NC State																	

% - Basketball Travelers Classic (Viejas Arena; San Diego, Calif.). * - MWC Game. ` - MW Championship (Thomas & Mack Center; Las Vegas, Nev.). ! - Next to time indicates SDSU did not trail in the second half.

LEADS AND DEFICITS

SDSU Biggest Halftime Lead	34 vs. Redlands (12-30-11)
SDSU Biggest Halftime Lead Lost	8 vs. California (12-4-11)
SDSU Biggest Halftime Lead Lost in a Loss	4 vs. (--/22) Creighton (11-30-11)
SDSU Biggest Halftime Deficit	12 at Colorado State (1-28-12)
SDSU Biggest Halftime Deficit Overcome	8 vs. Boise State (2-1-12)/at UNLV (2-11-12)
SDSU Biggest Halftime Deficit Overcome for Victory	8 vs. Boise State (2-1-12)
SDSU Biggest Lead	51 vs. Redlands (12-30-11)
SDSU Biggest Lead Lost	17 vs. (--/22) Creighton (11-30-11)
SDSU Biggest Lead Lost in a Loss	17 vs. (--/22) Creighton (11-30-11)
SDSU Biggest Deficit	19 at Colorado State (1-28-12)
SDSU Biggest Deficit Overcome	13 at UNLV (2-11-12)

SEASON

34 vs. Redlands (12-30-11)
8 vs. California (12-4-11)
4 vs. (--/22) Creighton (11-30-11)
12 at Colorado State (1-28-12)
8 vs. Boise State (2-1-12)/at UNLV (2-11-12)
8 vs. Boise State (2-1-12)
51 vs. Redlands (12-30-11)
17 vs. (--/22) Creighton (11-30-11)
17 vs. (--/22) Creighton (11-30-11)
19 at Colorado State (1-28-12)
13 at UNLV (2-11-12)

MOUNTAIN WEST GAME

16 at Boise State (2-29-12)
12 at TCU (3-3-12)
3 at Colorado State (1-28-12)
12 at Colorado State (1-28-12)
8 vs. Boise State (2-1-12)/at UNLV (2-11-12)
8 vs. Boise State (2-1-12)
22 at Boise State (2-29-12)
18 at TCU (3-3-12)
6 at UNLV (2-11-12)/at Air Force (2-18-12)
19 at Colorado State (1-28-12)
13 at UNLV (2-11-12)

2011-12 MISCELLANEOUS STATISTICS

SEASON	Team Leader			Games With					Double-Doubles	
	Points	Rebounds	Assists	10+ Pts	20+Pts	30+Pts	10+Rebs	10+Ass.	Point/Reb.	Point/Ast.
Jeremy Castleberry										
Nabeth Ebrahimian										
Jamaal Franklin	16	16	6	28	8	3	12		12	
LaBradford Franklin			2	3						
Garrett Green	1	4		7			4		1	
James Rahon	1	1	1	12	2					
Tim Shelton		4	4	4			1		1	
DeShawn Stephens	1	8		4						
Chase Tapley	13	1	6	29	9		1		1	
Xavier Thames	3	3	21	13	3		1	1	1	1
Alec Williams		1		3						

CAREER	Team Leader			Games With					Double-Doubles	
	Points	Rebounds	Assists	10+ Pts	20+Pts	30+Pts	10+Rebs	10+Ass.	Point/Reb.	Point/Ast.
Jeremy Castleberry										
Nabeth Ebrahimian										
Jamaal Franklin	16	16	6	29	8	3	13		13	
LaBradford Franklin			3	3						
Garrett Green	1	4		16			6		3	
James Rahon	3	1	1	41	6					
Tim Shelton	3	14	7	15			4		2	
DeShawn Stephens	1	8		4						
Chase Tapley	20	4	19	56	10		1		1	
Xavier Thames	3	3	21	17	3		1	1	1	1
Alec Williams		1		4						

DUNKS	SEASON	GM. HIGH
Jamaal Franklin	18	3
DeShawn Stephens	18	2
Garrett Green	17	2
TOTAL	53	5

CHARGES DRAWN	SEASON	GM. HIGH
Tim Shelton	31	6
Jamaal Franklin	14	2
LaBradford Franklin	2	1
James Rahon	2	1
Chase Tapley	2	1
Xavier Thames	2	1
Alec Williams	2	1
Narbeh Ebrahimian	1	1
DeShawn Stephens	1	1
TOTAL	57	6

TOP SCORING PERFORMANCES
35, Jamaal Franklin at TCU* (3-3-12)
31, Jamaal Franklin vs. Colorado State* (2-25-12)
31, Jamaal Franklin vs. UC Davis (11-13-11)
26, Jamaal Franklin vs. Redlands (12-30-11)
25, Chase Tapley vs. New Mexico` (3-10-12)
25, Chase Tapley vs. No. 2/23 California (12-4-11)
24, Jamaal Franklin vs. TCU* (2-4-12)
24, Jamaal Franklin at Colorado State* (1-28-12)
24, Jamaal Franklin vs. No. 12/12 UNLV* (1-14-12)
24, Chase Tapley vs. Chicago State (1-10-12)
23, Chase Tapley at San Diego (12-7-11)

23, Chase Tapley vs. UC Davis (11-12-11)
22, Chase Tapley at No. 14/16 UNLV* (2-11-12)
22, Xavier Thames at New Mexico* (1-14-12)
22, James Rahon vs. No. 12/12 UNLV* (1-14-12)
21, Jamaal Franklin vs. Long Beach State (11-19-11)
20, Chase Tapley vs. Boise State' (3-8-12)
20, Xavier Thames at UC Santa Barbara (11-26-11)
20, James Rahon vs. Long Beach State (11-19-11)
20, Chase Tapley vs. Bryant (11-11-11)

TOP REBOUNDING PERFORMANCES
16, Jamaal Franklin vs. Colorado State* (2-25-12)
13, Jamaal Franklin at TCU* (3-3-12)
12, Jamaal Franklin at Boise State* (2-29-12)
11, Tim Shelton at Air Force* (2-18-12)
11, Jamaal Franklin vs. TCU* (2-4-12)
11, Jamaal Franklin at Wyoming* (1-24-12)
11, Garrett Green vs. Southern Utah (11-12-11)
11, Garrett Green vs. Bryant (11-11-11)
11, Chase Tapley vs. Bryant (11-11-11)
10, Jamaal Franklin vs. New Mexico` (3-10-12)
10, Garrett Green at Air Force* (2-18-12)
10, Jamaal Franklin vs. New Mexico* (2-15-12)
10, Jamaal Franklin at Colorado State* (1-28-12)
10, Jamaal Franklin vs. Air Force* (1-21-12)
10, Jamaal Franklin vs. No. 12/12 UNLV* (1-14-12)
10, Chase Tapley vs. Chiacgo State (1-10-12)
10, Jamaal Franklin vs. Redlands (12-30-11)
10, Garett Green vs. No. 24/23 California (12-4-11)
10, Xavier Thames at UC Santa Barbara (11-26-11)

TOP ASSIST PERFORMANCES
11, Xavier Thames at San Diego (12-7-11)
8, Xavier Thames at No. 14/16 UNLV* (2-11-12)
8, Xavier Thames at Bryant (11-11-11)
7, Xavier Thames vs. No. 24/23 California (12-4-11)
7, Xavier Thames vs. UC Davis (11-13-11)
7, Xavier Thames vs. Southern Utah (11-12-11)

TOP 3-POINT FG PERFORMANCES
5, James Rahon vs. UC Riverside (12-19-11)
4, Chase Tapley vs. Boise State' (3-8-12)
4, James Rahon vs. Colorado State* (2-25-12)
4, James Rahon vs. TCU* (2-4-12)
4, Jamaal Franklin vs. Redlands (12-30-11)
4, Jamaal Franklin vs. UC Davis (11-13-11)
4, Chase Tapley vs. UC Davis (11-13-11)

TOP STEALS
*7, Chase Tapley vs. UC Davis (11-13-11)
6, Jamaal Franklin vs. Redlands (12-30-11)
5, Chase Tapley vs. Southern Utah (11-12-11)
* - Tied Viejas Arena record.

GAMES MISSED	
Xavier Thames	3
James Rahon	3
Jamaal Franklin	2
TOTAL	8
* - Mountain West Conference game	

SAN DIEGO STATE SEASON/CAREER HIGHS

#0 • ALEC WILLIAMS

	Season	Career
Points	10 - three times	11 vs. P-P, 12-31-09
Rebounds	8 vs. SD Christian, 1-5-12	8 vs. SD Christian, 1-5-12
Assists	2 vs. UC Riverside, 12-19-11	2 vs. UC Riverside, 12-19-11
Steals	1 - three times	1 - three times
Blocked Shots	1 vs. UC Riverside, 12-19-11	1 - three times
Minutes	22 vs. Bryant, 11-11-11	22 vs. Bryant, 11-11-11
10 + points	3 times	4 times

#2 • XAVIER THAMES

	Season	Career
Points	22 at New Mexico, 1-14-12	22 at New Mexico, 1-14-12
Rebounds	10 at UCSB, 11-26-11	10 at UCSB, 11-26-11
Assists	11 at San Diego, 12-7-11	11 at San Diego, 12-7-11
Steals	3 at San Diego, 12-7-11	3 - two times
Blocked Shots	1 - seven times	1 - seven times
Minutes	41 at UCSB, 11-26-11	41 at UCSB, 11-26-11
10 + Points	13 times	17 times
20 + Points	3 times	3 times

#3 • LABRADFORD FRANKLIN

	Season	Career
Points	13 vs. UC Davis, 11-13-11	13 vs. UC Davis, 11-13-11
Rebounds	5 vs. Redlands, 12-30-11	5 vs. Redlands, 12-30-11
Assists	5 vs. UC Davis, 11-13-11	6 vs. SD Christian, 11-26-10
Steals	1 - eight times	2 vs. Cal Poly, 12-13-10
Blocked Shots	1 vs. Bryant, 11-11-11	1 vs. Bryant, 11-11-11
Minutes	27 vs. Redlands, 12-30-11	27 vs. Redlands, 12-30-11

#5 • GARRETT GREEN

	Season	Career
Points	14 - three times	18 at Auburn, 1-8-11
Rebounds	11 - two times	13 vs. Wichita St., 12-18-10
Assists	3 - two times	3 - three times
Steals	2 - two times	3 - three times
Blocked Shots	2 - two teams	2 - six times
Minutes	30 vs. Bryant, 11-11-11	34 vs. Arkansas, 1-12-11
10 + points	7 times	16 times
10 + Rebounds	4 times	6 times
Double-Double	1 vs. Bryant, 11-11-11	3 times

#10 • TIM SHELTON

	Season	Career
Points	13 - two times	17 - two times
Rebounds	11 at Air Force, 2-18-12	12 vs. UNLV, 3-7-09
Assists	4 - three times	4 - six times
Steals	2 - five times	3 vs. Seattle, 11-28-08
Blocked Shots	2 vs. Colorado State, 2-25-12	3 at Air Force, 1-3-09
Minutes	37 - two times	37 - two times
10 + points	4 times	15 times
10+ Rebounds	1 time	4 times
Double-Doubles	1 time	2 times

#11 • JAMES RAHON

	Season	Career
Points	22 vs. UNLV, 1-14-12	25 - two times
Rebounds	7 at Baylor, 11-15-11	7 at Baylor, 11-15-11
Assists	4 vs. TCU, 2-4-12	5 - two times
Steals	2 - two times	3 at Miami (Ohio), 11-22-10
Blocked Shots	1 vs. USC, 11-17-11	1 - two times
Minutes	38 - two times	43 vs. Portland, 2-28-09
10 + points	12 times	41 times
20 + points	2 times	6 times

#21 • JAMAAL FRANKLIN

	Season	Career
Points	35 at TCU, 3-3-12	35 at TCU, 3-3-12
Rebounds	16 vs. Colorado State, 2-25-12	16 vs. Colorado St., 2-25-12
Assists	5 - three times	5 - three times
Steals	6 vs. Redlands, 12-30-11	6 vs. Redlands, 12-30-11
Blocked Shots	3 - two times	3 - two times
Minutes	42 at TCU, 3-3-12	42 at TCU, 3-3-12
10 + points	28 times	29 times
20 + points	8 times	8 times
30 + points	3 times	3 times
Double-Double	12	13

#22 • CHASE TAPLEY

	Season	Career
Points	28 at Baylor, 11-15-11	28 at Baylor, 11-15-11
Rebounds	11 vs. Bryant, 11-11-11	11 vs. Bryant, 11-11-11
Assists	6 - two times	9 vs. P-P, 12-31-09
Steals	7 vs. UC Davis, 11-13-11	7 vs. UC Davis, 11-13-11
Blocked Shots	2 - four times	2 - six times
Minutes	43 at TCU, 3-3-12	43 at TCU, 3-3-12
10 + points	29 times	56 times
20 + points	9 times	10 times

#23 • DESHAWN STEPHENS

	Season/Career
Points	18 vs. San Diego Christian, 1-5-12
Rebounds	9 - seven times
Assists	2 vs. Long Beach St., 11-19-11
Steals	1 - 11 times
Blocked Shots	3 vs. Colorado State, 3-9-12
Minutes	32 at San Diego, 12-7-11
10 + points	4 times

#24 • RYAN STATEN

	Season/Career
Points	3 vs. San Diego Christian, 1-5-12
Rebounds	1 vs. San Diego Christian, 1-5-12
Assists	
Steals	
Blocked Shots	
Minutes	4 vs. San Diego Christian, 1-5-12

#25 • NARBEB EBRAHIMIAN

	Season/Career
Points	4 vs. San Diego Christian, 1-5-12
Rebounds	6 vs. Redlands, 12-30-11
Assists	2 vs. Elon, 12-22-11
Steals	1 - two times
Blocked Shots	
Minutes	23 vs. Redlands, 12-30-11

#33 • JEREMY CASTLEBERRY

	Season/Career
Points	3 vs. Redlands, 12-30-11
Rebounds	1 vs. Redlands, 12-30-11
Assists	
Steals	
Blocked Shots	
Minutes	5 vs. Redlands, 12-30-11

#40 • AARON DOUGLAS

	Season/Career
Points	1 vs. San Diego Christian, 1-5-12
Rebounds	
Assists	
Steals	
Blocked Shots	
Minutes	5 vs. San Diego Christian (1-5-12)

2011-12 MISCELLANEOUS STATISTICS

San Diego State's Record When...

Category	2011-12 Season	Fisher Era	SDSU Streak	Note
Home	17-2	157-50	Won 2	SDSU is 50-4 in its last 54 home games; Aztecs are 46-1 in last 47 home games vs. unranked teams
Away	7-4	71-93	Won 2	SDSU is 21-5 in its last 26 road games; Aztecs are 24-2 in last 26 road games vs. non-top 25 teams
Neutral	2-1	30-16	Lost 1	Aztecs have won 10 of the last 12 games on a neutral sites
Scoring First	10-4		Won 1	SDSU is 32-7 in its last 39 games in which it has scored first
Opponent Scores First	16-3		Lost 1	SDSU is 28-3 in its last 31 games in which the opponent has scored first
Leading at Half	16-1	192-40	Won 12	SDSU is 23-2 in its last 25 games when ahead at halftime. Last loss: vs. Creighton (11-30-11)
Trailing at Half	9-5	52-116	Lost 1	SDSU is 14-7 since the beginning of the 2010-11 season when trailing at halftime
Tied at Half	1-1	14-3	Lost 1	SDSU is 5-1 in last six games that have been tied at half
Leading with 5:00 Left	24-0		Won 70	SDSU is 58-0 in this category since the beginning of the 2010-11 campaign
Trailing with 5:00 Left	2-5		Lost 1	SDSU snapped a three-game losing streak in this category when it defeated Wyoming (2-22-12)
Tied with 5:00 Left	0-2		Lost 2	Creighton (11-30-11) and at Air Force (2-18-12) are games that were tied with 5 mins. to play
In Overtime	4-0	15-13	Won 5	SDSU is 14-1 in its last 15 overtime games. Last loss: at No. 15/23 New Mexico (2-6-10)
SDSU Outrebounds Opp.	21-3	187-65	Lost 1	SDSU is 44-5 in its last 49 games when outrebounding. Last loss: vs. New Mexico (3-10-12)
SDSU is Outrebounded	5-4	65-89	Won 1	SDSU is 14-4 in its last 18 games when outrebounded. Last win vs. Boise State (3-8-12)
Opp. Commits More TOs	12-1	152-49	Won 4	SDSU is 31-2 in its last 33 games when committing fewer turnovers
SDSU Commits More TOs	12-5	91-98	Lost 1	SDSU is 23-6 in its last 29 games when committing more turnovers
SDSU More FT Attempts	19-4	184-55	Won 5	SDSU is 39-5 in its last 44 games in the category. Last loss: at No. 14/16 UNLV (2-11-12)
Opp. More FT Attempts	7-3	65-101	Lost 1	SDSU is 18-5 in its last 23 games in this category
SDSU Shoots Better than Opp.	22-1	208-34	Won 5	SDSU is 60-1 in last 61 games when outshooting the opponent. Last loss: at No. 14/16 UNLV (2-11-12)
Opp. Shoots Better than SDSU	4-6	45-123	Lost 1	SDSU is 9-9 since the beginning of the 2010-11 season when the opponent has a higher FG pct.
SDSU Shoots 50% or Better	11-0	99-14	Won 28	SDSU has won 28 straight games when shooting 50 percent or better from the field
SDSU Shoots 40-50%	12-3	124-72	Won 4	SDSU is 28-4 in its last 32 games in this category. Last loss: at No. 14/16 UNLV (2-11-12)
SDSU Shoots 40% or Less	3-4	34-73	Lost 2	SDSU is 9-6 in last 15 games when shooting less than 40 percent. Last win: vs. Boise State (2-1-12)
Opp. Shoots 50% or Better	0-1	20-52	Lost 1	SDSU has allowed just one team in the last 50 games to shoot 50 percent from the field
Opp. Shoots 40-50%	14-4	114-92	Won 5	Last loss: at No. 14/16 UNLV (2-11-12)
Opp. Shoots 40% or Less	12-2	124-15	Lost 1	SDSU is 35-2 in last 37 games when the opponent shoots less than 40 pct.
SDSU Bench Outscores Opp.	13-0	130-63	Won 13	SDSU is 32-3 in this category since the beginning of the 2010-11 season
Opp. Bench Outscores SDSU	12-6	123-88	Lost 1	SDSU is 27-6 in this category since the beginning of the 2010-11 season
SDSU Scores Less Than 60	4-2	22-53	Lost 2	SDSU is 8-3 in its last 11 games when scoring less than 60 points
SDSU Scores Between 60-69	6-4	71-67	Won 3	SDSU is 17-6 in its last 23 games when scoring between 60-69 points
SDSU Scores Between 70-79	9-0	91-21	Won 32	The Aztecs have won 32 straight games when scoring between 70-79 points. Last loss: at BYU (1-24-09)
SDSU Scores Between 80-89	5-1	59-16	Won 4	SDSU is 11-2 in its last 13 games when scoring between 80-89 points
SDSU Scores Between 90-99	1-0	14-2	Won 7	The Aztecs have won seven straight games and are 14-2 under Steve Fisher in this category
SDSU Scores 100+		1-0	Won 24	The Aztecs have won 24 straight games when reaching triple digits
Opp. Scores Less Than 60	12-1	118-11	Won 2	SDSU is 45-1 in the category in last 46 games; Last loss: at Air Force (2-18-12)
Opp. Scores Between 60-69	8-2	83-38	Lost 1	SDSU is 15-2 in the category since the start of the 2010-11 season
Opp. Scores Between 70-79	5-3	52-57	Lost 1	SDSU is 9-5 in its last 14 games when allowing between 70-79 points
Opp. Scores Between 80-89	0-1	4-36	Lost 7	SDSU is 0-2 since the beginning of the 2010-11 season in this category.
Opp. Scores Between 90-99	1-0	1-14	Won 1	SDSU snapped a 24-game losing streak in the category by winning at TCU (3-3-12)
Opp. Scores 100+		0-3	Lost 9	
Wearing Black	7-3		Won 2	SDSU is 14-4 in its last 18 games in the black uniforms
Wearing Red	1-1		Lost 1	Aztecs were a perfect 6-0 in red uniforms last season
Wearing White	18-3		Lost 1	SDSU is 39-5 in white uniforms since the beginning of the 2010-11 season
On Monday	1-0		Won 4	Aztecs are 3-0 on Monday since the beginning of the 2010-11 season
On Tuesday	2-1		Won 2	SDSU is 12-1 in its last 13 games played on Tuesday
On Wednesday	6-2		Won 2	SDSU is 14-3 in its last 17 games played on Wednesday
On Thursday	3-0		Won 3	Aztecs played just four Thursday games during the 2010-11 season
On Friday	4-0		Won 11	Longest current win streak on any day for the Aztecs
On Saturday	8-4		Lost 1	SDSU is 22-5 in its last 27 games played on Saturday
On Sunday	2-0		Won 3	The Aztecs had only one Sunday game during the 2010-11 campaign
In November	7-2		Lost 1	SDSU is 13-2 in November since the beginning of the 2010-11 campaign
In December	5-0		Won 17	The Aztecs have won 17 straight games played in December. Last loss: at Arizona State (12-19-09)
In January	6-1		Lost 1	SDSU is 13-2 in last 15 Januray games
In February	5-3		Won 3	San Diego State's 19th consecutive winning month
In March	3-1		Lost 1	