


# AZTEC HISTORY



INSIDE: Coaching/Postseason History ♦ Year-By-Year Results ♦ Honors/Awards ♦ 1,000-Point Scorers



## COACHING HISTORY



**Kathleen Wallace**



**Richie Spears**



**Earnest Riggins**



**Beth Burns**



**Barb Smith**



**Jim Tomey**



**Beth Burns**

### Western Collegiate Athletic Association

Year	Overall		Place	Coach	MVP	Postseason
	W-L	Conf. W-L				
1976-77	4-16	1-7	4th	Kathleen Wallace	None	N/A
1977-78	10-18	0-8	5th	Kathleen Wallace	Laura Dion	N/A
1978-79	13-16	0-8	5th	Richie Spears	Deb Hoistad	N/A
1979-80	23-10	6-6	4th	Richie Spears	Judy Porter	N/A
1980-81	25-11	6-6	4th	Richie Spears	Judy Porter	AIAW Regionals
1981-82	20-13	4-8	5th	Richie Spears	Judy Porter	N/A
1982-83*	10-18	3-11	6th	Spears/Steve Salvo*	Judy Porter	N/A
1983-84	24-6	9-5	3rd	Earnest Riggins	Tina Hutchinson	NCAA Second Round
1984-85	21-9	9-5	4th	Earnest Riggins	Penny Toler	NCAA Second Round

### Big West Conference (Formerly the Pacific Coast Athletic Association)

Year	Overall		Place	Coach	MVP	Postseason
	W-L	Conf. W-L				
1985-86	14-17	6-8	14th	Earnest Riggins	Sheida Arceneaux	N/A
1986-87	13-16	9-9	16th	Earnest Riggins	Jessica Haynes	N/A
1987-88	21-10	11-7	14th	Earnest Riggins	Chana Perry	N/A
1988-89	25-9	12-6	14th	Earnest Riggins	Chana Perry	WNIT Finals
1989-90	7-23	6-12	8th	Beth Burns	Julie Evans	N/A

### Western Athletic Conference

Year	Overall		Place	Coach	MVP	Postseason
	W-L	Conf. W-L				
1990-91	14-14	6-6	6-6	Beth Burns	Kieishsha Ganes	N/A
1991-92	18-11	9-5	4th	Beth Burns	Michelle Miles	N/A
1992-93	19-9	9-5	12nd	Beth Burns	Falisha Wright	NCAA First Round
1993-94	26-5	13-1	1st	Beth Burns	Sorii Epps, Rachelle Johnson	NCAA Second Round
1994-95	24-6	14-0	1st	Beth Burns	Falisha Wright, Christina Murguia	NCAA First Round
1995-96	20-8	9-5	3rd	Beth Burns	Jodi Nowlin	N/A
1996-97	23-7	15-1	1st	Beth Burns	Jodi Nowlin-Tres, Sandy Wright	NCAA First Round
1997-98	10-15	4-10	7th	Barb Smith	Charley Murray	N/A
1998-99	7-19	4-10	7th	Barb Smith	Charley Murray	N/A

### Mountain West Conference

Year	Overall		Place	Coach	MVP	Postseason
	W-L	Conf. W-L				
1999-00	9-19	4-10	16th	Barb Smith	Team	N/A
2000-01	13-15	5-9	6th	Barb Smith	Team	N/A
2001-02	10-18	2-12	7th	Barb Smith	N/A	N/A
2002-03	9-18	3-11	7th	Jim Tomey	N/A	N/A
2003-04	8-20	3-11	7th	Jim Tomey	N/A	N/A
2004-05	8-20	2-12	17th	Jim Tomey	N/A	N/A
2005-06	3-24	0-16	9th	Beth Burns	Michelle Strawberry	N/A
2006-07	12-16	5-11	7th	Beth Burns	Quenese Davis	N/A
2007-08	18-13	7-9	15th	Beth Burns	Jené Morris	N/A
2008-09	24-8	13-3	11st	Beth Burns	Quenese Davis, Jené Morris	NCAA Second Round
2009-10	23-11	10-6	13rd	Beth Burns	Quenese Davis, Jené Morris	NCAA Sweet 16

## COACHING RECORDS - ALL GAMES

	Gm.	W	L	Win Pct.	Pts. SDSU	Pts. Opp.	Avg. SDSU	Avg. Opp.
Kathleen Wallace (1976-78)	48	14	34	.292	3,011	3,501	62.7	72.9
Richie Spears (1979-83)	146	88	58	.603	9,383	8,502	64.7	58.6
Steve Salvo* (1983)	13	3	10	.231	887	1,073	68.2	82.5
Earnest Riggins (1984-89)	185	118	67	.638	14,061	12,694	69.1	63.1
<b>Beth Burns (1990-97; 05-pres.)</b>	<b>386</b>	<b>231</b>	<b>155</b>	<b>.598</b>	<b>25,390</b>	<b>23,613</b>	<b>65.8</b>	<b>61.2</b>
Barb Smith (1997-2002)	135	49	86	.363	8,130	8,646	60.2	64.0
Jim Tomey (2002-05)	83	25	58	.301	4,610	5,156	55.5	62.1
<b>Totals</b>	<b>996</b>	<b>528</b>	<b>468</b>	<b>.530</b>	<b>65,472</b>	<b>63,185</b>	<b>65.7</b>	<b>63.4</b>

\*Steve Salvo was appointed acting head coach on Jan. 21, 1983.

## ALL-TIME AZTEC ASSISTANT COACHES

Nicole Anderson	2003-04
Yvette Angel	1990-92
Mike Callahan	1978-83
<b>Jorge Cerna</b>	2011
Fred Chmiel	2009-10
DeAnn Craft	1998
Eileen Feeney	1996-97
Dustin Finley	2005
Kathy Flannigan	1985-87
Susie Gardner	1993-96
Jennifer Gross	2003-04
Matt Hart	2003-04
Steve Huber	2000-02
Renee Jimenez	2006-08
<b>Carlos Knox</b>	2011
Susan Kubala	1991-93
Judy LaWinter	1979
Jan Martin	1989
Kyla McDaniel	1998-99
Cathy McDonald	1997
Mickey McGlade	1980-82
Dana McGraw	2001-02
Michelle Miles	1993
Kate Paye	1996, 2006-07
Krista Poehler	2005
Jennifer Price	1998-99
Steve Salvo	1983-84
Yvonne Sanchez	2000
Trisha Sears	2001-02
Shanele Stires	2009-10
Pam Tanner	1994-95
Heidi VanDerveer	2007
Ken Weeks	1988-89
Fentress Winn	2005
<b>Jualeah Woods</b>	2006-Present
Sandy Wright	1997-00



Assistant coach Jualeah Woods (right) has been at San Diego State since the 2005-06 campaign.



**YEAR-BY-YEAR RESULTS**

**1976-77**

**Overall record: 4-16**

**Conference record: 1-7 (Western Collegiate)**

**Head Coach: Kathleen Wallace**

N. 29	Northern Arizona	W	64-44
D. 10	CS Los Angeles	L	62-67
<i>Cal Poly Pomona Tournament (Pomona, Calif.)</i>			
D. 17	at Cal Poly Pomona	L	38-103
D. 18	vs. Cal Poly	L	46-55
<i>Chico State Tournament (Chico, Calif.)</i>			
J. 6	vs. Pepperdine	W	62-45
J. 7	at Chico State	L	53-62
J. 8	vs. Long Beach State	L	60-81
J. 13	Fresno State	W	61-42
J. 14	CS Fullerton*	L	40-78
J. 21	at USC*	W	62-59
J. 22	at Biola	L	60-70
J. 25	at UCLA*	L	42-93
J. 29	at Long Beach State*	L	60-76
F. 5	at Cal Poly Pomona	L	68-82
F. 8	USC*	L	61-85
F. 11	at CS Fullerton*	L	56-101
F. 12	at UC Santa Barbara	L	43-56
F. 18	Long Beach State*	L	74-95
F. 25	UCLA*	L	45-98
M. 4	Cal Poly Pomona	L	47-80

**1977-78**

**Overall record: 10-18**

**Conference record: 0-8 (Western Collegiate)**

**Head Coach: Kathleen Wallace**

*Cal Poly SLO Tournament (San Luis Obispo, Calif.)*

D. 2	at Cal Poly SLO	L	79-80
D. 2	vs. Fresno State	W	82-60
D. 3	vs. San Jose State	W	89-83
D. 9	Cal Poly Pomona	L	60-69
D. 12	Pepperdine (OT)	L	71-72
D. 16	UC Irvine	W	93-55
D. 23	Brigham Young	L	60-70
J. 5	at CS Los Angeles	W	75-40
J. 10	CS Fullerton*	L	76-80
J. 13	at Northern Arizona	W	77-65
J. 14	at Arizona State	L	65-86
J. 17	USC*	L	57-69
J. 20	UC Santa Barbara	W	66-57
J. 21	CS Los Angeles	W	68-58
J. 26	at Long Beach State*	L	68-81
J. 28	UCLA*	L	49-96
F. 1	at Cal Poly SLO	W	62-50
F. 2	at Fresno State	W	61-44
F. 3	at UC Santa Barbara	L	59-73
F. 7	USC*	L	83-99
F. 11	at CS Fullerton*	L	65-102
F. 14	at CS Northridge (OT)	L	70-76
F. 16	Long Beach State*	L	52-79
F. 17	at Pepperdine	L	64-75
F. 22	at UCLA*	L	44-104
F. 23	Biola	L	58-79
F. 28	San Diego	W	83-31
M. 3	at Cal Poly Pomona	L	71-96


**1978-79**

**Overall record: 13-16**

**Conf. record: 0-8 (Western Collegiate)**

**Head Coach: Richie Spears**

N. 28	UC San Diego	W	72-33
D. 1	Cal Poly SLO	W	50-37
D. 3	Pepperdine	L	53-59
D. 8	at Cal Poly Pomona	L	31-74
D. 9	CS Los Angeles	W	52-49
D. 11	San Diego	W	98-17
<i>California Invitational (Berkeley, Calif.)</i>			
D. 14	at California	W	74-69
D. 15	vs. Texas Tech	W	52-50
D. 16	vs. Long Beach State	L	50-74
D. 19	UC Irvine	W	69-54
D. 19	Biola	L	48-50
J. 13	at UC Santa Barbara	W	51-47
J. 17	at CS Fullerton*	L	42-58
J. 20	USC*	L	47-61
J. 25	at UCLA*	L	30-90
J. 27	Long Beach State*	L	66-82
F. 2	at UNLV	L	58-78
F. 6	CS Northridge	W	74-65
F. 7	at Pepperdine	L	44-60
F. 9	Cal Poly Pomona	L	59-72
F. 10	CS Fullerton*	L	48-53
F. 15	at Long Beach State*	L	51-52
F. 16	CS Los Angeles	L	67-74
F. 17	UC Santa Barbara	W	55-37



*Diena Pels was the team MVP in 1980-81, after leading the Aztecs to a 25-11 record and AIAW regionals.*

F. 23	UCLA*	L	51-84
F. 24	at UC Irvine	W	54-53
F. 25	CS Dominguez Hills	W	71-33
M. 1	USC*	L	44-67
M. 3	San Diego	W	74-35

**1979-80**

**Overall record: 23-10**

**Conference record: 6-6 (Western Collegiate)**

**Head Coach: Richie Spears**

N. 13	at U.S. International	W	85-25
<i>Cal Poly SLO Tournament (San Luis Obispo, Calif.)</i>			
N. 16	vs. San Jose State	L	45-56
N. 16	vs. UC Santa Barbara	W	67-45
N. 17	vs. Fresno State	W	61-59
N. 20	Biola	W	88-64
N. 27	at CS Northridge	W	68-36
N. 30	at UNLV	L	67-90
D. 7	at Cal Poly Pomona	L	60-63
D. 8	UC Irvine	W	67-66
D. 11	Northern Colorado	W	85-61
<i>Cal Poly Pomona Tournament (Pomona, Calif.)</i>			
D. 13	vs. Pepperdine	W	65-46
D. 14	vs. Michigan State	L	42-58
D. 15	vs. Utah	W	57-54
D. 17	at UC Irvine	W	47-42
J. 5	Cal Poly Pomona	W	60-53
J. 8	UCLA*	L	60-73
J. 10	Alaska Anchorage	W	70-40
J. 13	CS Fullerton*	W	49-46
J. 15	Hawai'i	W	58-54
J. 19	Long Beach State*	L	63-73
J. 22	San Diego	W	80-41
J. 25	at Arizona*	W	66-65
J. 26	at Arizona State*	W	52-49
F. 1	UNLV	W	75-67
F. 5	USC*	L	62-65
F. 7	at UCLA*	L	63-95
F. 8	at U.S. International	W	(forfeit)
F. 12	at Long Beach State*	L	61-63
F. 15	at CS Fullerton*	W	67-59
F. 22	Arizona State*	W	79-60
F. 23	Arizona*	W	88-37
F. 28	at San Diego	W	75-21
F. 29	at USC*	L	63-66

**1980-81**

**Overall record: 25-11**

**Conference record: 6-6 (Western Collegiate)**

**Head Coach: Richie Spears**

N. 22	at Pepperdine	W	78-61
D. 2	San Diego	W	79-34
<i>Dial Classic (Peterson Gym)</i>			
D. 5	Utah State	W	79-51
D. 6	Bishop's University	W	55-47
D. 9	Pepperdine	W	58-52
D. 13	at UNLV	W	70-61
<i>Cal Poly Pomona Tournament (Pomona, Calif.)</i>			
D. 18	vs. CS Northridge	W	70-47
D. 19	vs. Arizona State	W	62-54
D. 20	at Cal Poly Pomona	W	66-50
<i>Sourdough Invitational (San Francisco, Calif.)</i>			
J. 2	vs. Montclair State	W	64-61



## YEAR-BY-YEAR RESULTS

J. 3	at San Francisco	L	52-61
J. 7	Memphis State	L	56-69
J. 9	Colorado	W	71-55
J. 11	Hawai'i	W	65-35
J. 14	at CS Fullerton*	W	66-58
J. 21	USC*	L	46-75
J. 26	UNLV	W	78-59
J. 27	Pacific	L	62-70
J. 30	Arizona State*	W	65-55
J. 31	Arizona*	W	73-54
F. 3	UCLA*	W	64-56
F. 11	Long Beach State*	L	65-76
F. 14	CS Fullerton*	W	77-52
F. 17	Cal Poly Pomona	W	64-50
F. 20	at Arizona State*	L	66-70
F. 21	at Arizona*	W	64-46
F. 24	at Long Beach State*	L	58-68
F. 26	at San Diego	W	65-46
M. 6	at UCLA*	L	61-82
M. 8	at USC*	L	45-58
<i>AIAW Regional Tournament (Malibu, Calif.)</i>			
M. 12	vs. California	W	77-64
M. 13	vs. Long Beach State	L	56-71
M. 14	vs. UCLA	L	54-61
<i>Northern Lights Invitational (Anchorage, Alaska)</i>			
M. 20	vs. Purdue	W	72-48
M. 21	vs. Notre Dame	W	71-34
M. 22	vs. Houston	W	50-41

### 1981-82

**Overall record: 20-13**

**Conference record: 4-8 (Western Collegiate)**

**Head Coach: Richie Spears**

N. 13	at Biola	W	79-36
N. 17	U.S. International	W	90-39
N. 23	Washington State	W	59-58
N. 28	Brigham Young	W	75-55
N. 29	San Francisco	W	62-47
D. 1	at Pepperdine	W	75-50
<i>Dial Classic (Peterson Gym)</i>			
D. 4	Houston	W	59-57
D. 10	San Diego	W	76-57
D. 11	at Cal Poly Pomona	L	62-66
D. 14	Santa Clara	W	65-48
<i>Queens College Tournament (Flushing, N.Y.)</i>			
D. 27	vs. Detroit	L	47-56
D. 28	at Queens	W	81-64
D. 29	vs. Virginia	L	34-38
J. 5	Northern Arizona	W	77-42
J. 6	Oklahoma	W	68-65
J. 11	Old Dominion	L	62-79
J. 14	CS Fullerton*	W	91-77
J. 18	at UC Irvine	L	56-58
J. 21	Hawai'i	W	80-28
J. 23	at Long Beach State*	L	53-65
J. 29	at Arizona*	W	71-59
J. 30	at Arizona State*	L	57-78
F. 2	UCLA*	L	64-70
F. 6	USC*	L	59-77
F. 10	at San Diego	W	72-46
F. 12	Pepperdine	W	58-52
F. 15	UC Irvine	W	64-60
F. 17	Long Beach State*	L	70-79
F. 20	at CS Fullerton*	W	56-54



**Heidi Bauer scored 1,024 points over her four-year SDSU career that spanned from 1981 to 1985.**

F. 24	Arizona State*	L	67-69
F. 26	Arizona*	W	74-42
M. 3	at UCLA*	L	51-76
M. 5	at USC*	L	55-73

### 1982-83

**Overall record: 10-18**

**Conference record: 3-11 (Western Collegiate)**

**Head Coach: Richie Spears/Steve Salvo**

N. 27	at Pepperdine	L	59-62
D. 1	at Weber State (OT)	L	93-95
D. 2	at Utah State	W	96-63
D. 4	at Utah	L	77-87
<i>Dial Classic (Peterson Gym)</i>			
D. 10	Texas-El Paso	W	105-72
D. 11	San Francisco	W	80-61
D. 14	USC*	L	66-102
D. 18	New Mexico State	W	90-65
D. 31	Oregon State	L	49-54
J. 3	Cal Poly Pomona	W	65-59
J. 6	Oregon	W	79-71
J. 8	San Diego	W	83-56
J. 13	at North Carolina	L	74-84
J. 14	at Duke	L	68-82
J. 16	at Old Dominion	L	76-79
J. 21	Arizona*	W	82-60
J. 22	Arizona State*	L	73-78
J. 25	at CS Fullerton*	L	58-97
J. 29	UCLA*	L	56-72
F. 4	at Arizona State*	L	78-82
F. 5	at Arizona*	W	64-63
F. 9	at Long Beach State*	L	67-112
F. 12	at Stanford*	L	60-78
F. 15	CS Fullerton*	W	80-77
F. 23	at UCLA*	L	58-100
F. 26	at USC*	L	63-89
M. 1	Long Beach State*	L	76-80
M. 8	Stanford*	L	72-85

### 1983-84

**Overall record: 24-6**

**Conference record: 9-5 (Western Collegiate)**

**Head Coach: Ernest Riggins**

N. 21	Biola	W	99-59
N. 26	at CS Northridge	W	95-65
N. 29	Hawai'i	W	95-67
<i>Dial Classic (Peterson Gym)</i>			
D. 2	Lewis-Clark State	W	111-41
D. 3	San Diego	W	74-51
D. 6	at San Diego	W	73-44
D. 8	Pepperdine	W	95-82
D. 16	Utah State	W	132-64
D. 20	at UC Riverside	W	92-58
D. 27	at Pepperdine	W	103-81
J. 2	Nevada-Reno	W	90-44
J. 4	Texas-El Paso	W	116-59
J. 7	UC Santa Barbara	W	122-62
J. 10	CS Fullerton*	W	77-65
J. 14	at Texas-El Paso	W	85-65
J. 17	Long Beach State*	L	76-82
J. 19	at USC*	L	84-101
J. 28	UCLA*	W	82-66
F. 2	at Arizona*	W	68-66
F. 4	at Arizona State*	L	81-83
F. 11	Stanford*	W	81-67
F. 15	at UCLA*	W	71-68
F. 18	USC*	L	67-86
F. 21	at CS Fullerton*	W	78-64
M. 1	Arizona State*	W	83-65
M. 3	Arizona*	W	75-63
M. 7	at Long Beach State*	L	63-68
M. 10	at Stanford*	W	86-43
<i>NCAA Tournament (Peterson Gym)</i>			
M. 16	Oregon	W	70-63
<i>NCAA Tournament (Los Angeles, Calif.)</i>			
M. 17	vs. Long Beach State	L	73-91

### 1984-85

**Overall record: 21-9**

**Conference record: 9-5 (Western Collegiate)**

**Head Coach: Ernest Riggins**

N. 21	Cal Poly Pomona	W	87-71
<i>L'EGGS Classic (Las Cruces, N.M.)</i>			
N. 23	vs. Texas-El Paso	W	92-52
N. 24	vs. West Texas State	W	82-63
N. 28	at Missouri	W	76-70
<i>Illinois Classic (Champaign, Ill.)</i>			
N. 30	vs. Central Michigan	W	81-45
D. 1	vs. Loyola of Chicago	W	83-62
D. 4	San Diego	W	97-57
<i>Dial Classic (Peterson Gym)</i>			
D. 14	Montana State	W	87-52
D. 15	Southern Illinois	L	73-77
D. 21	San Jose State	W	97-67
D. 27	Minnesota	W	82-66
D. 31	Oregon State	L	66-68
<i>Kangaroo Shootout (Peterson Gym)</i>			
J. 4	Hardin-Simmons	W	112-37
J. 5	NE Louisiana (OT)	L	87-89
J. 9	Arizona State*	W	78-65
J. 11	Arizona*	W	74-56
J. 16	Long Beach State*	L	78-105



**YEAR-BY-YEAR RESULTS**

J. 19	UCLA*	W	77-68
J. 23	at CS Fullerton*	L	65-73
J. 28	at USC*	W	61-59
F. 5	at Long Beach State*	L	65-92
F. 9	at Stanford*	W	73-59
F. 14	at Arizona*	W	63-56
F. 16	at Arizona State*	W	104-82
F. 20	CS Fullerton*	W	83-73
F. 23	USC*	L	77-90
F. 27	at UCLA*	L	64-86
M. 8	Stanford*	W	76-60
<i>NCAA Tournament (Las Vegas, Nev.)</i>			
M. 15	at UNLV	W	70-68
<i>NCAA Tournament (Monroe, La.)</i>			
M. 22	at Louisiana Tech	L	64-94


**1985-86**

**Overall record: 14-17**

**Conference record: 6-8 (Big West)**

**Head Coach: Ernest Riggins**

N. 27	at Minnesota	L	59-72
N. 29	at Southern Illinois	L	55-76
<i>Dial Classic (Peterson Gym)</i>			
D. 6	Jackson State	W	90-77
D. 7	New Orleans	W	60-58
D. 11	at San Diego	W	67-54
D. 21	at Cal Poly Pomona	L	74-78
<i>Orange Bowl Super 8 Classic (Miami, Fla.)</i>			
D. 29	at Miami	L	51-88
D. 30	vs. Rutgers	L	66-76
D. 31	vs. West Virginia	W	73-71



**Brooke Meadows pulled down 693 rebounds and also scored 1,310 points in 125 games from 1986-89.**

*Kangaroo Shootout (Peterson Gym)*

J. 3	New Mexico State	W	65-56
J. 4	Temple	W	66-61
J. 10	at CS Fullerton*	L	70-71
J. 13	at Louisiana Tech	L	43-87
J. 15	at Northeast Louisiana	L	63-109
J. 23	Pacific*	W	97-80
J. 25	UC Santa Barbara*	W	88-57
J. 28	UCLA	W	96-77
J. 30	at UC Irvine*	W	57-52
F. 1	UNLV*	W	77-71
F. 4	USC	L	73-91
F. 6	at UNLV*	L	75-102
F. 8	at UC Santa Barbara*	L	63-77
F. 10	Long Beach State*	L	77-111
F. 13	CS Fullerton*	W	91-72
F. 15	UC Irvine*	L	69-82
F. 18	at Long Beach State*	L	57-104
F. 20	at Pacific*	L	75-102
F. 28	at Hawai'i*	L	75-79
M. 2	at Hawai'i*	W	64-60
<i>PCAA Tournament (Long Beach/Inglewood, Calif.)</i>			
M. 6	vs. UC Irvine	W	73-56
M. 8	vs. Long Beach State	L	74-116

**1986-87**

**Overall record: 13-16**

**Conference record: 9-9 (Big West)**

**Head Coach: Ernest Riggins**

*Big O Classic (Corvallis, Ore.)*

N. 28	vs. Texas Tech	L	45-79
N. 29	vs. Iowa State	L	66-83
<i>Dial Classic (Peterson Gym)</i>			
D. 5	Monmouth College	W	54-52
D. 6	Southern Illinois	L	57-59
D. 9	at USC	L	77-90
D. 12	Portland State	W	92-63
D. 21	San Diego	W	73-63
D. 29	at UCLA	L	56-81
J. 3	UC Irvine*	L	48-50
J. 6	Cal Poly Pomona	L	60-75
J. 8	Long Beach State*	L	59-80
J. 10	CS Fullerton*	W	68-59
J. 15	Fresno State*	W	66-62
J. 19	Hawai'i*	W	96-56
J. 20	Hawai'i*(OT)	L	67-70
J. 24	at UNLV*	L	52-85
J. 26	at UC Irvine*	L	53-55
J. 29	at Fresno State*	L	63-85
J. 31	at San Jose State*	W	64-60
F. 2	at Pacific*	W	85-74
F. 5	UC Santa Barbara*	W	67-57
F. 7	UNLV*	L	58-63
F. 14	at CS Fullerton*	L	55-65
F. 19	at UC Santa Barbara*	W	69-57
F. 21	at Long Beach State*	L	73-109
F. 26	Pacific*	W	80-52
F. 28	San Jose State*	W	97-56
<i>PCAA Tournament (Long Beach/Inglewood, Calif.)</i>			
M. 5	vs. Hawai'i	W	68-62
M. 6	at Long Beach State	L	74-108

**1987-88**

**Overall record: 21-10**

**Conference record: 11-7 (Big West)**

**Head Coach: Ernest Riggins**

*Maine Tournament (Orono, Maine)*

N. 27	vs. Connecticut	W	69-64
N. 28	at Maine	L	65-66
D. 1	at San Diego	W	85-61
<i>Coors Classic (Peterson Gym)</i>			
D. 3	Houston	L	80-84
D. 4	Purdue	W	80-74
D. 11	CS Northridge	W	81-48
<i>Dial Classic (Peterson Gym)</i>			
D. 29	Texas-El Paso	W	79-68
D. 30	Kansas	W	76-63
J. 2	Northern Illinois	W	103-92
J. 4	at Pacific*	W	77-56
J. 7	UC Santa Barbara*	W	77-51
J. 9	UC Irvine*	W	91-45
J. 12	at Cal Poly Pomona	W	76-50
J. 14	at Fresno State*	L	61-69
J. 16	at San Jose State*	W	95-69
J. 21	UNLV*	W	69-63
J. 25	CS Fullerton*	L	64-67
J. 28	at Hawai'i*	W	83-75
J. 30	at Hawai'i*	L	58-70
F. 4	at UC Irvine*	W	59-55
F. 6	at UC Santa Barbara*	W	78-39
F. 11	San Jose State*	W	96-54
F. 13	Fresno State*	W	78-57
F. 18	at Long Beach State*	L	76-96
F. 20	at UNLV*	L	62-67
F. 23	Oral Roberts	W	86-61
F. 25	at CS Fullerton*	L	53-55
M. 1	Long Beach State*	L	65-90
M. 3	Pacific*	W	101-58
<i>PCAA Tournament (Long Beach/Inglewood, Calif.)</i>			
M. 10	vs. Fresno State	W	64-60
M. 11	vs. Long Beach State	L	78-94

**1988-89**

**Overall record: 25-9**

**Conference record: 12-6 (Big West)**

**Head Coach: Ernest Riggins**

*Nevada-Reno Holiday Classic (Reno, Nev.)*

N. 25	vs. Alabama State	W	82-64
N. 26	vs. Nicholls State	W	88-45
N. 27	vs. Fairfield	W	78-56
<i>SDSU Classic (Peterson Gym)</i>			
D. 2	Baylor	W	85-40
D. 3	Tennessee Tech	W	78-56
D. 6	San Diego	W	82-47
D. 16	Pacific*	W	76-55
D. 19	at Arizona State	W	87-69
J. 2	Murray State	W	81-58
J. 3	Missouri	W	97-75
J. 5	at UC Irvine*	W	78-47
J. 7	at UC Santa Barbara*	W	91-61
J. 12	San Jose State*	W	77-64
J. 14	Fresno State*	W	94-80
J. 19	at Long Beach State*	L	80-99
J. 21	at UNLV*	W	55-51
J. 25	Hawai'i*	L	60-73



**YEAR-BY-YEAR RESULTS**

J. 26	Hawai'i*	W	56-52
J. 28	at CS Fullerton*	L	56-57
F. 2	UC Santa Barbara*	W	69-55
F. 9	at Fresno State*	W	66-61
F. 11	at San Jose State*	W	84-52
F. 13	UC Irvine*	W	85-62
F. 16	UNLV*	W	65-64
F. 18	Long Beach State*	L	80-91
F. 20	CS Fullerton*	L	65-71
<i>Northern Lights Tournament (Anchorage, Alaska)</i>			
F. 24	vs. Monmouth	W	71-48
F. 25	vs. Old Dominion	L	69-90
F. 26	vs. Providence	W	77-69
M. 4	at Pacific*	L	68-85
<i>Big West Tournament (Long Beach, Calif.)</i>			
M. 9	vs. CS Fullerton	L	60-68
<i>National Invitational Tournament (Amarillo, Texas)</i>			
M. 23	vs. Radford	W	99-92
M. 24	vs. Murray State	W	97-81
M. 25	vs. Oregon	L	64-67

**1989-90**

**Overall record: 7-23**  
**Conference record: 6-12 (Big West)**  
**Head Coach: Beth Burns**

*Coopers & Lybrand Invitational (Chicago, Ill.)*

N. 24	vs. Alcorn State	L	48-67
N. 25	vs. Clemson	L	45-62
D. 2	at USC	L	66-73
D. 6	San Diego	L	68-76
D. 8	at California	L	68-80
D. 10	at Stanford	L	45-109
D. 18	Northern Arizona	W	66-53
<i>Zuma Jay's Lady Wave Classic (Malibu, Calif.)</i>			
D. 29	vs. Iowa State	L	59-65
D. 30	vs. Texas-San Antonio	L	65-67
D. 31	Arizona State	L	50-76
J. 3	Northern Illinois	L	79-99
J. 6	Long Beach State*	L	53-74
J. 9	UNLV*	L	60-91
J. 13	CS Fullerton*	W	71-68
J. 16	at Fresno State*	L	69-83
J. 18	at Pacific*	L	64-68
J. 20	at San Jose State*	W	84-74
J. 22	at CS Fullerton*	L	42-61
J. 25	UC Santa Barbara*	L	57-65
J. 27	UC Irvine*	W	67-39
F. 1	at Long Beach State*	L	63-94
F. 3	at UNLV*	L	51-91
F. 8	at Hawai'i*	L	49-73
F. 10	at Hawai'i*	L	73-88
F. 17	Pacific*	L	68-82
F. 22	at UC Irvine*	W	67-54
F. 24	at UC Santa Barbara*	W	53-51
M. 1	San Jose State*	W	66-42
M. 3	Fresno State*	L	60-93
<i>Big West Tournament (Long Beach, Calif.)</i>			
M. 7	vs. San Jose State	L	59-81

**1990-91**

**Overall record: 14-14**  
**Conference record: 6-6 (Western Athletic)**  
**Head Coach: Beth Burns**

*St. Mary's Invitational (Moraga, Calif.)*

N. 23	vs. McNeese State	W	101-55
N. 24	at Saint Mary's	L	68-83
N. 27	San Diego	W	79-75
D. 4	USC	L	54-68
<i>Long Beach State Dial Classic (Long Beach, Calif.)</i>			
D. 7	vs. Kansas State	L	65-73
D. 8	vs. Southern Utah	W	89-46
D. 13	UC Santa Barbara	W	76-71
D. 18	Texas Tech	L	57-72
D. 28	UC Riverside	W	94-61
D. 30	Eastern Michigan	W	73-59
J. 2	Cal Poly Pomona	W	72-54
J. 5	at San Francisco	L	63-65
J. 10	Brigham Young* (OT)	W	74-70
J. 12	Utah*	W	87-80
J. 15	at Fresno State	L	69-85
J. 19	at Texas-El Paso* (2OT)	L	71-77
J. 25	at Creighton*	L	76-90
J. 31	Colorado State*	W	73-50
F. 2	Wyoming* (OT)	W	79-75
F. 7	at Brigham Young*	W	83-80
F. 9	at Utah*	L	58-79
F. 14	at CS Fullerton	L	49-77
F. 16	Texas-El Paso*	W	84-62
F. 19	CS Northridge	W	70-60
F. 23	Creighton*	L	76-82
F. 28	at Colorado State* (OT)	L	69-73
M. 2	at Wyoming*	L	58-69
<i>WAC Tournament (Laramie, Wyo.)</i>			
M. 8	vs. Creighton	L	75-78

**1991-92**

**Overall record: 18-11**  
**Conference record: 9-5 (Western Athletic)**  
**Head Coach: Beth Burns**

*Titan Gatorade Classic (Fullerton, Calif.)*

N. 23	at San Diego	W	72-68
N. 29	vs. Georgetown	L	74-78
N. 30	vs. Gonzaga	W	69-54
D. 3	USC	W	71-64
D. 10	Cal Poly Pomona	W	72-49
D. 17	UC Irvine	W	70-49
D. 21	Hawai'i	L	70-72
D. 28	at Seton Hall	L	61-71
D. 30	at Iona	W	83-51
J. 3	UCLA	L	59-82
J. 5	at Loyola Marymount	W	65-54
J. 11	CS Northridge	W	97-41
J. 18	New Mexico*	W	91-44
J. 21	Fresno State	L	84-86
J. 23	Wyoming*	W	83-63
J. 25	Colorado State*	W	101-62
J. 30	at Texas-El Paso*	W	82-64
F. 1	at Creighton*	L	73-82
F. 6	Utah*	W	74-51
F. 8	Brigham Young*	L	76-84
F. 15	at New Mexico*	W	74-52
F. 20	at Colorado State*	W	82-74

F. 22	at Wyoming*	W	78-69
F. 27	Creighton*	L	75-76
F. 29	Texas-El Paso*	W	80-44
M. 5	at Brigham Young*	L	65-66
M. 7	at Utah*	L	61-77
<i>WAC Tournament (Salt Lake City, Utah)</i>			
M. 12	vs. Wyoming	W	66-58
M. 13	vs. Creighton	L	66-89

**1992-93**

**Overall record: 19-9**  
**Conference record: 9-5 (Western Athletic)**  
**Head Coach: Beth Burns**

D. 2	San Diego	W	72-66
D. 4	Loyola Marymount	W	59-45
D. 6	at UCLA	W	77-52
D. 11	St. John's	W	51-42
D. 17	Oregon State	W	61-50
D. 20	Texas A&M	L	62-63
<i>Villanova Tournament (Philadelphia, Pa.)</i>			
D. 28	vs. Georgia	W	70-63
D. 29	at Villanova	W	56-54
J. 3	USC	W	63-61
J. 7	at San Francisco	W	78-56
J. 11	at Arizona	L	58-75
J. 15	Fresno State*	W	63-40
J. 22	at Texas-El Paso*	L	59-70
J. 24	at New Mexico*	W	55-44
J. 28	Colorado State*	W	82-59
J. 30	Wyoming*	W	53-48
F. 4	at Utah*	L	42-68
F. 6	at Brigham Young*	L	73-82
F. 13	at Fresno State*	W	58-55
F. 18	New Mexico*	W	78-51
F. 20	Texas-El Paso*	L	53-54
F. 25	at Wyoming*	L	72-78
F. 27	at Colorado State*	W	64-60
M. 4	Brigham Young*	W	73-57
M. 6	Utah*	W	63-57
<i>WAC Tournament (Salt Lake City, Utah)</i>			
M. 10	vs. Fresno State	W	62-38
M. 12	at Utah	L	56-74
<i>NCAA Tournament (Athens, Ga.)</i>			
M. 17	at Georgia	L	68-85

**1993-94**

**Overall record: 26-5**  
**Conference record: 13-1 (Western Athletic)**  
**Head Coach: Beth Burns**

*DePaul Thanksgiving Tournament (Chicago, Ill.)*

N. 26	vs. Purdue	L	60-86
N. 27	vs. Army	W	71-53
D. 1	at Loyola Marymount	W	60-49
D. 4	at San Diego	W	72-51
D. 7	Arizona State	W	76-46
D. 11	Arizona	L	58-63
<i>Santa Clara Diet Pepsi Shoot-Out (Santa Clara, Calif.)</i>			
D. 18	vs. Memphis State	W	72-56
D. 19	vs. Princeton	W	59-47
D. 30	Oregon	W	84-77
J. 2	at USC	L	62-82
J. 11	Gonzaga	W	69-54
J. 13	Utah*	W	62-38



**YEAR-BY-YEAR RESULTS**

J. 15	Brigham Young*	W	74-56
J. 18	CS Fullerton	W	85-44
J. 22	at Fresno State*	W	75-50
J. 27	at Colorado State*	W	53-47
J. 29	at Wyoming*	W	76-54
F. 4	Wyoming*	W	70-61
F. 6	Colorado State*	W	84-50
F. 11	at New Mexico*	W	98-52
F. 13	at Texas-El Paso*	W	67-65
F. 18	Texas-El Paso*	W	69-53
F. 20	New Mexico*	W	96-36
F. 24	at Brigham Young*	L	66-68
F. 25	at Utah*	W	71-52
M. 5	Fresno State*	W	83-58
<i>WAC Tournament (Salt Lake City, Utah)</i>			
M. 9	vs. New Mexico	W	95-60
M. 11	vs. Fresno State	W	73-53
M. 12	vs. Colorado State	W	51-47
<i>NCAA Tournament (Peterson Gym)</i>			
M. 16	Hawai'i	W	81-75
M. 20	Texas A&M	L	72-75

**1994-95**

**Overall record: 24-6**  
**Conference record: 14-0 (Western Athletic)**  
**Head Coach: Beth Burns**

*Colorado Coors Classic (Boulder, Colo.)*

N. 25	vs. George Mason	W	76-60
N. 26	at Colorado	L	51-70
N. 30	San Diego	W	67-62
D. 3	Pepperdine	W	59-56
D. 6	USC	L	55-67
D. 11	Oregon State	L	55-59
D. 17	Loyola Marymount	W	72-32
D. 20	Southern Utah	W	77-51

*St. John's Tournament (Jamaica, N.Y.)*

D. 28	vs. Alabama	W	79-76
D. 29	at St. John's	L	77-81
J. 3	at Northern Arizona	W	72-58
J. 5	at Arizona State	W	67-52
J. 12	at Utah*	W	70-55
J. 14	at Brigham Young*	W	63-55
J. 19	New Mexico*	W	85-61
J. 21	Texas-El Paso*	W	73-50
J. 26	at Wyoming*	W	68-49
J. 28	at Colorado State*	W	56-46
F. 2	Colorado State*	W	73-51
F. 4	Wyoming*	W	81-55
F. 9	at Texas-El Paso*	W	72-56
F. 11	at New Mexico*	W	75-47
F. 17	Fresno State*	W	97-35
F. 23	Brigham Young*	W	87-63
F. 25	Utah*	W	71-55
M. 3	at Fresno State*	W	73-54

*WAC Tournament (Albuquerque, N.M.)*

M. 8	at New Mexico	W	57-39
M. 10	vs. Texas-El Paso	W	71-49
M. 11	vs. Utah	L	57-64

*NCAA Tournament (Peterson Gym)*

M. 16	Montana	L	46-57
-------	---------	---	-------



**Sandy Wright led San Diego State in assists in each of her two campaigns in 1995-96 and 1996-97.**

**1995-96**

**Overall record: 20-8**  
**Conference record: 9-5 (Western Athletic)**  
**Head Coach: Beth Burns**

N. 26	at Texas	L	58-69
N. 28	at San Diego	W	60-47
D. 3	California	W	82-70
D. 6	at USC	W	67-66
D. 16	Long Beach State	W	72-53
D. 18	at Gonzaga	W	78-59
D. 20	at Oregon	L	52-59
D. 27	Long Island	W	83-38
D. 30	Pittsburgh	W	83-69
J. 2	Northern Arizona	W	66-61
J. 4	at Pepperdine	W	74-62
J. 7	Cal Poly	W	64-31
J. 11	Brigham Young*	W	85-59
J. 13	Utah*	W	67-55
J. 18	at New Mexico*	L	56-62
J. 20	at Texas-El Paso*	W	81-71
J. 25	Texas-El Paso*	W	62-40
J. 27	New Mexico*	W	74-52
F. 1	at Colorado State*	L	58-66
F. 3	at Wyoming*	L	60-66
F. 8	Colorado State*	W	66-64
F. 10	Wyoming*	W	55-38
F. 16	at Fresno State*	W	74-57
F. 22	at Utah*	L	56-69
F. 24	at Brigham Young*	L	61-78
M. 1	Fresno State*	W	76-48

*WAC Tournament (Albuquerque, N.M.)*

M. 6	vs. Fresno State	W	69-48
M. 8	vs. Colorado State	L	58-64

**1996-97**

**Overall record: 23-7**  
**Conference record: 15-1 (Western Athletic)**  
**Head Coach: Beth Burns**

*Baylor Tournament (Waco, Texas)*

N. 22	vs. Stephen F. Austin	L	62-67
N. 23	vs. North Texas	W	64-40
N. 26	San Diego	W	55-34
D. 1	USC	L	60-71
D. 7	Pepperdine	W	66-51
D. 10	at Long Beach State	W	75-49
D. 13	Georgia State	W	75-46
D. 19	Arizona	L	48-66

*Maryland Dial Classic (College Park, Md.)*

D. 28	vs. Southwest Texas State	L	65-68
D. 29	vs. Radford	L	59-65
J. 2	at San Jose State*	W	82-37
J. 4	at Fresno State*	W	63-50
J. 9	UNLV*	W	92-48
J. 11	Air Force*	W	70-41
J. 16	at Wyoming*	W	54-48
J. 19	at Colorado State*	W	70-53
J. 22	Texas-El Paso*	W	75-42
J. 25	at Hawai'i*	L	44-54
J. 30	Fresno State*	W	70-41
F. 1	San Jose State*	W	92-47
F. 6	at Air Force*	W	89-57
F. 8	at UNLV*	W	62-50
F. 13	Colorado State*	W	61-53
F. 15	Wyoming*	W	79-48
F. 20	Hawai'i*	W	58-53
F. 26	at Texas-El Paso*	W	81-52

*WAC Tournament (Las Vegas, Nev.)*

M. 5	vs. New Mexico	W	57-50
M. 7	vs. Hawai'i	W	74-48
M. 8	vs. Utah	W	56-50

*NCAA Tournament (Knoxville, Tenn.)*

M. 15	vs. Oregon	L	68-80
-------	------------	---	-------

**1997-98**

**Overall record: 10-15**  
**Conference record: 4-10 (Western Athletic)**  
**Head Coach: Barb Smith**

N. 16	Oregon State	W	63-56
N. 23	Toledo	L	67-75

*Pepsi Shootout (Eugene, Ore.)*

N. 28	vs. Portland State (OT)	L	66-68
D. 4	at Penn State	L	56-70
D. 7	at Duquesne	W	64-59
D. 13	at USC	L	51-62
D. 15	UC Santa Barbara	L	79-82
D. 19	at Long Beach State	W	68-60
D. 28	Kansas State	W	57-53
J. 2	Fresno State*	L	52-74
J. 4	San Jose State*	W	68-55
J. 10	at Hawai'i*	L	38-88
J. 15	at TCU*	L	68-83
J. 17	at SMU*	L	62-71
J. 22	Tulsa*	W	80-58
J. 25	Rice*	L	63-66
J. 29	at San Jose State*	W	77-49
F. 1	at Fresno State*	L	72-82
F. 3	Hawai'i*	L	48-85
F. 7	at Air Force%	W	78-54



YEAR-BY-YEAR RESULTS

Table with 3 columns: Year, Opponent, Result. Rows include SMU\*, TCU\*, Rice\*, Tulsa\*, Air Force%.

% WAC Crossover game

1998-99

Overall record: 7-19
Conference record: 4-10 (Western Athletic)

Head Coach: Barb Smith

Table with 3 columns: Year, Opponent, Result. Rows include San Francisco, Oregon State, Arizona.

SDSU Tournament (Cox Arena)

Table with 3 columns: Year, Opponent, Result. Rows include Idaho State, Penn State.

Kansas State Tournament (Manhattan, Kan.)

Table with 3 columns: Year, Opponent, Result. Rows include vs. Detroit, Kansas State, UCLA, Boston College, Toledo, Duquesne, UC Santa Barbara, New Mexico\*, Texas-El Paso\*, Utah\*, Hawai'i\*, San Jose State\*, Fresno State\*, New Mexico\*, Texas-El Paso\*, Utah\*, BYU\*, Hawai'i\*, Fresno State\*, San Jose State\*.

1999-2000

Overall record: 9-19
Conference record: 4-10 (Mountain West)

Head Coach: Barb Smith

American Dream Classic (Pocatello, Idaho)

Table with 3 columns: Year, Opponent, Result. Rows include Idaho State, vs. Portland.

Pacific Bell Classic (Cox Arena)

Table with 3 columns: Year, Opponent, Result. Rows include Indiana State, Missouri, San Francisco, USC, UCLA, Loyola Marymount, Montana, Northern Arizona, CS Fullerton, TCU, Utah\*, Brigham Young\*, Texas A&M-CC, New Mexico\*, Air Force\*, UNLV\*, Wyoming\*, Colorado State\*, Utah\*.

Table with 3 columns: Year, Opponent, Result. Rows include Brigham Young\*, New Mexico\*, Air Force\*, UNLV\*, Wyoming\*, Colorado State\*, Brigham Young.

2000-01

Overall record: 13-15
Conference record: 5-9 (Mountain West)

Head Coach: Barb Smith

Table with 3 columns: Year, Opponent, Result. Rows include Montana, Loyola Marymount.

Pacific Bell Classic (Cox Arena)

Table with 3 columns: Year, Opponent, Result. Rows include Illinois State, Chattanooga, Portland State.

Unilever Lady Tiger Classic (Columbia, Mo.)

Table with 3 columns: Year, Opponent, Result. Rows include vs. Alcorn State, Missouri, San Jose State, CS Fullerton, California, Northern Arizona, Cal Poly, Texas A&M-CC, Brigham Young\*, Utah\*, Air Force\*, New Mexico\*, UNLV\*, Wyoming\*, Colorado State\*, Utah\*, Brigham Young\*, New Mexico\*, Air Force\*, UNLV\*, Colorado State\*, Wyoming\*, New Mexico.

2001-02

Overall record: 10-18
Conference record: 2-12 (Mountain West)

Head Coach: Barb Smith

Table with 3 columns: Year, Opponent, Result. Rows include Cal Poly, California, UC San Diego, Navy.

Cook Children's Hoops Classic (Ft. Worth, Texas)

Table with 3 columns: Year, Opponent, Result. Rows include vs. Prairie View A&M, TCU, San Jose State, Sacramento State, Missouri-Kansas City, Creighton, Radford, Detroit, Portland State, UNLV\*, Colorado State\*, Wyoming\*.

Table with 3 columns: Year, Opponent, Result. Rows include New Mexico\*, Air Force\*, BYU\*, Utah\*, UNLV\*, Wyoming\*, Colorado State\*, Air Force\*, New Mexico\*, BYU\*, vs. New Mexico.

2002-03

Overall record: 9-18
Conference record: 3-11 (Mountain West)

Head Coach: Jim Tomey

Table with 3 columns: Year, Opponent, Result. Rows include Centenary, St. Mary's.

Fresno State Classic (Fresno, Calif.)

Table with 3 columns: Year, Opponent, Result. Rows include vs. Murray State, Fresno State, UC Irvine (OT), San Diego, American, Creighton (OT), Cal State Northridge, Missouri-Kansas City (OT), Portland State, Sacramento State, UNLV\*, BYU\*, Utah\*, New Mexico\*, Air Force\*, Colorado State\*, Wyoming\*, UNLV\*, Utah\*, Air Force\*, New Mexico\*, Wyoming\*, at Colorado State\*.

2003-04

Overall record: 8-20
Conference record: 3-11 (Mountain West)

Head Coach: Jim Tomey

Table with 3 columns: Year, Opponent, Result. Rows include Saint Mary's, Nevada, Cal State Fullerton, UC Irvine, Cal State Northridge, San Diego, Southern Methodist, Oral Roberts, Washington State.

Lady Blazer Invitational (Birmingham, Ala.)

Table with 3 columns: Year, Opponent, Result. Rows include vs. Tennessee-Martin, vs. Brown, Santa Clara, Texas Pan-American.












## NCAA TOURNAMENT HISTORY

<p><b>NCAA TOURNAMENT (6-8)</b></p> <p><b>1984 (1-1)</b>  <b>NCAA West Regional First Round, March 16</b>                  San Diego, Calif. (Peterson Gym)                  San Diego St. 70, Oregon 63</p> <p><b>NCAA West Regional Semifinals, March 22</b>                  Los Angeles, Calif. (L.A. Sports Arena)                  Long Beach St. 91, San Diego St. 73 (OT)</p> <p><b>1985 (1-1)</b>  <b>NCAA Midwest Regional First Round, March 15</b>                  Las Vegas, Nev. (Thomas &amp; Mack Center)                  San Diego St. 70, UNLV 68</p>	<p><b>NCAA Midwest Regional Semifinals, March 22</b>                  Monroe, La. (Ewing Coliseum)                  Louisiana Tech 94, San Diego St. 64</p> <p><b>1993 (0-1)</b>  <b>NCAA West Regional First Round, March 19</b>                  Athens, Ga. (Georgia Coliseum)                  Georgia 85, San Diego St. 68</p> <p><b>1994 (1-1)</b>  <b>NCAA West Regional First Round, March 18</b>                  San Diego, Calif. (Peterson Gym)                  San Diego St. 81, Hawai'i 75</p> <p><b>NCAA West Regional Second Round, March 20</b>                  San Diego, Calif. (Peterson Gym)                  Texas A&amp;M 75, San Diego St. 72 (OT)</p>	<p><b>1995 (0-1)</b>  <b>NCAA West Regional First Round, March 16</b>                  San Diego, Calif. (Peterson Gym)                  Montana 57, San Diego St. 46</p> <p><b>1997 (0-1)</b>  <b>NCAA Midwest Regional First Round, March 15</b>                  Knoxville, Tenn. (Thompson-Boling Arena)                  Oregon 80, San Diego State 68</p> <p><b>2009 (1-1)</b>  <b>NCAA First Round, March 21</b>                  San Diego, Calif. (Cox Arena)                  San Diego State 76, DePaul 70</p> <p><b>NCAA Second Round, March 23</b>                  San Diego, Calif. (Cox Arena)                  Stanford 77, San Diego State 49</p>	<p><b>2010 (2-1)</b>  <b>NCAA First Round, March 21</b>                  Austin, Texas (Frank Erwin Center)                  San Diego State 74, Texas 63</p> <p><b>NCAA Second Round, March 23</b>                  Austin, Texas (Frank Erwin Center)                  San Diego State 64, West Virginia 55</p> <p><b>NCAA Memphis Regional, March 27</b>                  Memphis, Tenn. (FedExForum)                  Duke 66, San Diego State 58</p> 
---	--	---	---

## OTHER POSTSEASON/CONFERENCE TOURNAMENT HISTORY

<p><b>AIAW TOURNAMENT (1-2)</b>  <b>1981 (1-2)</b>  <b>AIAW Western Regionals, March 12-14</b>                  Malibu, Calif. (Pepperdine University)                  San Diego St. 77, California 64                  Long Beach St. 71, San Diego St. 56                  UCLA 61, San Diego St. 54 (Consolation)</p> <p><b>WNIT (2-1)</b>  <b>1989 (2-1)</b>  <b>WNIT First Round, March 23</b>                  Amarillo, Texas (Cal Farley Coliseum)                  San Diego St. 99, Radford 92 (2OT)</p> <p><b>WNIT Second Round, March 24</b>                  Amarillo, Texas (Cal Farley Coliseum)                  San Diego St. 97, Murray St. 81</p> <p><b>WNIT Final, March 25</b>                  Amarillo, Texas (Cal Farley Coliseum)                  Oregon 67, San Diego St. 64</p> <p><b>CONFERENCE TOURNAMENTS (20-20)</b></p> <p><b>PACIFIC COAST ATHLETIC ASSOCIATION (3-3)</b>  <b>1986 (1-1)</b>  <b>Long Beach, Calif./Inglewood, Calif., March 6-8</b>                  San Diego St. 73, UC Irvine 56                  Long Beach St. 116, San Diego St. 74</p> <p><b>1987 (1-1)</b>  <b>Long Beach, Calif./Inglewood, Calif., March 5-6</b>                  San Diego St. 68, Hawai'i 62                  Long Beach St. 108, San Diego St. 74</p> <p><b>1988 (1-1)</b>  <b>Long Beach, Calif./Inglewood, Calif., March 10-11</b></p>	<p>San Diego St. 64, Fresno State 60                  Long Beach St. 94, San Diego St. 78</p> <p><b>BIG WEST (0-2)</b>  <b>1989 (0-1)</b>  <b>Long Beach, Calif. (Long Beach Arena), March 9</b>                  Cal State Fullerton 68, San Diego St. 60</p> <p><b>1990 (0-1)</b>  <b>Long Beach, Calif. (Long Beach Arena), March 7</b>                  San Jose St. 81, San Diego St. 59</p> <p><b>WESTERN ATHLETIC (11-5)</b>  <b>1991 (0-1)</b>  <b>Laramie, Wyo. (Arena-Auditorium), March 8</b>                  Creighton 78, San Diego St. 75</p> <p><b>1992 (1-1)</b>  <b>Salt Lake City, Utah (Huntsman Center), March 12-13</b>                  San Diego St. 66, Wyoming 58                  Creighton 89, San Diego St. 66</p> <p><b>1993 (1-1)</b>  <b>Salt Lake City, Utah (Huntsman Center), March 10-12</b>                  San Diego St. 62, Fresno St. 38                  Utah 74, San Diego St. 56</p> <p><b>1994 (3-0) WAC Tournament Champions</b>  <b>Salt Lake City, Utah (Huntsman Center), March 9-12</b>                  San Diego St. 95, New Mexico 60                  San Diego St. 73, Fresno St. 53                  San Diego St. 51, Colorado St. 47</p> <p><b>1995 (2-1) WAC Tournament Runner-Up</b>  <b>Albuquerque, N.M. (University Arena), March 8-11</b>                  San Diego St. 57, New Mexico 39</p>	<p>San Diego St. 71, Texas-El Paso 49                  Utah 64, San Diego St. 57</p> <p><b>1996 (1-1)</b>  <b>Albuquerque, N.M. (University Arena), March 6-8</b>                  San Diego St. 69, Fresno St. 48                  Colorado St. 64, San Diego St. 58</p> <p><b>1997 (3-0) WAC Tournament Champions</b>  <b>Las Vegas, Nev. (Thomas &amp; Mack Center), March 5-8</b>                  San Diego St. 57, New Mexico 50                  San Diego St. 74, Hawai'i 48                  San Diego St. 56, Utah 50</p> <p><b>MOUNTAIN WEST (6-10)</b>  <b>2000 (0-1)</b>  <b>Las Vegas, Nev. (Thomas &amp; Mack Center), March 8</b>                  Brigham Young 78, San Diego St. 37</p> <p><b>2001 (0-1)</b>  <b>Las Vegas, Nev. (Thomas &amp; Mack Center), March 7</b>                  New Mexico 55, San Diego St. 49</p> <p><b>2002 (0-1)</b>  <b>Las Vegas, Nev. (Thomas &amp; Mack Center), March 6</b>                  New Mexico 65, San Diego St. 52</p> <p><b>2003 (0-1)</b>  <b>Las Vegas, Nev. (Thomas &amp; Mack Center), March 12</b>                  New Mexico 54, San Diego St. 49</p> <p><b>2004 (0-1)</b>  <b>Denver, Colo. (Pepsi Center), March 10</b>                  Utah 68, San Diego St. 51</p>	<p><b>2005 (0-1)</b>  <b>Denver, Colo. (Pepsi Center), March 9</b>                  New Mexico 81, San Diego St. 52</p> <p><b>2006 (0-1)</b>  <b>Denver, Colo. (Pepsi Center), March 7</b>                  Colorado St. 69, San Diego St. 58</p> <p><b>2007 (0-1)</b>  <b>Las Vegas, Nev. (Thomas &amp; Mack Center), March 7</b>                  Wyoming 56, San Diego St. 44</p> <p><b>2008 (2-1) MWC Tournament Runner-Up</b>  <b>Las Vegas, Nev. (Thomas &amp; Mack Center), March 12-15</b>                  San Diego St. 66, Wyoming 54                  San Diego St. 69, TCU 67                  New Mexico 62, San Diego St. 59</p> <p><b>2009 (1-1) MWC Tournament Runner-Up</b>  <b>Las Vegas, Nev. (Thomas &amp; Mack Center), March 13-14</b>                  San Diego State 71, UNLV 63                  Utah 63, San Diego State 58</p> <p><b>2010 (3-0) MWC Tournament Champions</b>  <b>Las Vegas, Nev. (Thomas &amp; Mack Center), March 8-12</b>                  San Diego State 60, Wyoming 51                  San Diego State 77, Brigham Young 47                  San Diego State 70, Utah 60 (OT)</p> <p><b>VS. MOUNTAIN WEST</b></p> <table border="1"> <thead> <tr> <th>Team</th> <th>All-Time</th> <th>Tourn.</th> </tr> </thead> <tbody> <tr> <td>Air Force</td> <td>21-5</td> <td>0-0</td> </tr> <tr> <td>BYU</td> <td>14-26</td> <td>1-1</td> </tr> <tr> <td>Colorado St.</td> <td>24-15</td> <td>1-2</td> </tr> <tr> <td>New Mexico</td> <td>16-26</td> <td>3-5</td> </tr> <tr> <td>TCU</td> <td>5-10</td> <td>1-0</td> </tr> <tr> <td>UNLV</td> <td>19-22</td> <td>1-0</td> </tr> <tr> <td>Utah</td> <td>14-30</td> <td>2-4</td> </tr> <tr> <td>Wyoming</td> <td>18-22</td> <td>3-1</td> </tr> <tr> <td><b>Totals</b></td> <td><b>131-156 (.456)</b></td> <td><b>12-13 (.461)</b></td> </tr> </tbody> </table>	Team	All-Time	Tourn.	Air Force	21-5	0-0	BYU	14-26	1-1	Colorado St.	24-15	1-2	New Mexico	16-26	3-5	TCU	5-10	1-0	UNLV	19-22	1-0	Utah	14-30	2-4	Wyoming	18-22	3-1	<b>Totals</b>	<b>131-156 (.456)</b>	<b>12-13 (.461)</b>
Team	All-Time	Tourn.																															
Air Force	21-5	0-0																															
BYU	14-26	1-1																															
Colorado St.	24-15	1-2																															
New Mexico	16-26	3-5																															
TCU	5-10	1-0																															
UNLV	19-22	1-0																															
Utah	14-30	2-4																															
Wyoming	18-22	3-1																															
<b>Totals</b>	<b>131-156 (.456)</b>	<b>12-13 (.461)</b>																															

**PREPARE  
FOR  
COMBAT** 

**DRIVE HARD TO THE HOOP,  
SLOW DOWN FOR NO ONE**

LeBron James is wearing NIKE Pro Combat Hyperstrong Compression Basketball Top, Hyperstrong Basketball Vis Short, Hyperstrong Elbow Sleeve and the NIKE Soldier IV shoes.





**HONORS & AWARDS**



*Susan Shue became the program's first Academic All-American, garnering first-team honors in her final season in 1979-80.*

**ALL-AMERICANS**

**Kodak All-American First Team**  
1988-89 .....Chana Perry

**Honorable Mention**  
1992-93 .....Falisha Wright  
1993-94 .....Falisha Wright

**State Farm Coaches' All-American Honorable Mention**  
2008-09 .....Jené Morris  
2009-10 .....Jené Morris

**ACADEMIC ALL-AMERICAN**

**Academic All-American (CoSIDA) First Team**  
1979-80.....Susan Shue

**ALL-CONFERENCE HONOREES**

**Mountain West Conference**

**First Team**  
2008-09.....Jené Morris, **Paris Johnson**  
2009-10 .....Jené Morris

**Second Team**  
1999-2000 .....Mary Apiafi  
2000-01 .....Jamey Cox  
2007-08 .....Jené Morris  
2008-09 .....Quenese Davis  
2009-10 .....**Paris Johnson**

**Third Team**  
2000-01 .....Atim Otii  
2001-02 .....Atim Otii, Claire Swinbank  
2002-03 .....Jamey Cox

2003-04 .....Michelle Elliott  
2006-07 .....Quenese Davis  
2009-10 .....Quenese Davis

**Honorable Mention**  
2002-03 .....Ashlee Dunlap  
2003-04 .....Courtney Fritz  
2004-05 .....Michelle Elliott,  
.....Michelle Strawberry  
2005-06 .....Michelle Strawberry  
2006-07 .....Shanna Demus  
2007-08 .....Allison Duffy, **Paris Johnson**

**MWC Tournament MVP**  
2009-10 .....Quenese Davis

**Coach of the Year**  
2008-09 .....**Beth Burns**

**Defensive Player of the Year**  
2008-09 .....Jené Morris  
2009-10 .....Jené Morris

**All-Defensive Team**  
2008-09 ...Quenese Davis, **Paris Johnson**  
.....Jené Morris  
2009-10 .....Jené Morris

**Newcomer of the Year**  
2009-10 .....**Jessika Bradley**

**All-Newcomer Team**  
1999-2000 .....Jamey Cox

**All-Academic Team**  
2000-01 ..Sophia Sledge, Claire Swinbank,  
.....Morgan Vargas  
2001-02 ..Valencia Howard, Claire Swinbank,  
.....Morgan Vargas, Ashonda Williams,  
.....Heather Wolf

2002-03 .....Andrea Kiesling  
2003-04 .....Lindsey Casey, Jessica Huettl  
2004-05 .....Lindsey Casey, Kate Eveland,  
.....Jessica Huettl  
2005-06 .....Kate Eveland, Tamika Lipford  
2006-07 .....Kate Eveland, Tamika Lipford  
2007-08 .....Shanna Demus, Kate Eveland,  
.....Tamika Lipford, Kim Spinardi

**Scholar-Athletes**  
2003-04 .....Jessica Huettl  
2004-05 .....Kate Eveland, Jessica Huettl  
2005-06 .....Kate Eveland, Tamika Lipford  
2006-07 .....Kate Eveland, Tamika Lipford  
2007-08 .....Kate Eveland

**Western Athletic Conference**

**First Team**  
1990-91 .....Kieishsha Garnes  
1991-92 .....Kieishsha Garnes  
1992-93 .....Falisha Wright  
1993-94 .....Falisha Wright, Sorii Epps,  
.....Rachelle Johnson  
1994-95 .....Christina Murguia,  
.....Michelle Suman, Falisha Wright  
1995-96 .....Tameka Johnson, Jodi Nowlin  
1996-97-Pacific Division ..Jodi Nowlin-Tres

**Second Team**  
1991-92 .....Falisha Wright  
1996-97 .....Olivia DiCamilli

**Honorable Mention**  
1992-93 .....Michelle Suman  
1993-94 .....Michelle Suman,  
.....Christina Murguia  
1994-95 .....Lakeysa Wright  
1995-96 .....Olivia DiCamilli

**WAC Tournament MVP**  
1993-94 .....Christina Murguia  
1996-97 .....Jodi Nowlin-Tres

**Coach of the Year**  
1993-94 .....Beth Burns  
1994-95 .....Beth Burns  
1995-96-Pacific Division .....Beth Burns

**Player of the Year**  
1990-91 .....Kieishsha Garnes  
1994-95 .....Christina Murguia

**All-Defensive Team**  
1994-95 .....Michelle Suman, Falisha Wright,  
.....Lakeysa Wright  
1995-96 .....Jodi Nowlin-Tres,  
.....Edna Rodriguez  
1996-97 .....Jodi Nowlin-Tres,  
.....Shaneya Harris, Sandy Wright  
1998-99 .....Shannon Lee

**All-Newcomer Team**  
1995-96 .....Deidra Rucker  
1996-97 .....Alyssa Fredrick  
1998-99 .....Claire Swinbank

**All-Academic Team**  
1992-93 .....Rachelle Johnson,  
.....Amy McConnell,  
1993-94 .....Olivia DiCamilli,  
.....Rachelle Johnson  
1995-96 .....Olivia DiCamilli  
1996-97 .....Olivia DiCamilli  
1998-99 .....Charley Murray

**Big West First Team**  
1986-87 .....Jessica Haynes  
1987-88 .....Chana Perry  
1988-89 .....Chana Perry  
1989-90 .....Julie Evans

**Second Team**  
1985-86 .....Shelda Arceneaux,  
.....Jessica Haynes

**All-Freshman Team**  
1988-89 .....Crystal Lee

**Player of the Year**  
1987-88 .....Chana Perry (co-player)  
1988-89 .....Chana Perry (co-player)

**Freshman of the Year**  
1988-89 .....Crystal Lee

**Western Collegiate Athletic Association First Team**  
1979-80 .....Judy Porter  
1980-81 .....Judy Porter  
1983-84 .....Tina Hutchinson

**Second Team**  
1981-82 .....Judy Porter  
1982-83 .....Judy Porter  
1984-85 ...Shelda Arceneaux, Penny Toler

**Bold = 2010-11 Returnees**







**1,000-POINT SCORERS**



**9. JAMEY COX (2000-03) - 1,275 Points**

Year	Games	FG	3FG	FT	Pts.	Avg.
1999-00	27	121	69	59	370	13.7
2000-01	27	90	50	58	288	10.7
2001-02	28	93	53	34	273	9.8
2002-03	27	109	77	49	344	12.7
<b>Totals</b>	<b>109</b>	<b>413</b>	<b>249</b>	<b>200</b>	<b>1,275</b>	<b>11.7</b>



**15. PARIS JOHNSON (2008-Present) - 1,188 Points**

Year	Games	FG	3FG	FT	Pts.	Avg.
2007-08	31	144	0	85	373	12.0
2008-09	32	186	0	64	436	13.6
2009-10	34	156	0	67	379	11.1
<b>Totals</b>	<b>97</b>	<b>486</b>	<b>0</b>	<b>216</b>	<b>1,188</b>	<b>12.2</b>



**10. MARSHA OVERTON (1980-83) - 1,273 Points**

Year	Games	FG	3FG	FT	Pts.	Avg.
1979-80	32	125	N/A	92	342	10.7
1980-81	35	147	N/A	61	355	10.1
1981-82	33	149	N/A	70	368	11.2
1982-83	28	86	N/A	36	208	6.6
<b>Totals</b>	<b>128</b>	<b>507</b>	<b>N/A</b>	<b>259</b>	<b>1,273</b>	<b>9.9</b>



**13. DEE DEE DUNCAN (1983-86) - 1,108 Points**

Year	Games	FG	3FG	FT	Pts.	Avg.
1982-83	27	72	N/A	33	177	6.6
1983-84	30	124	N/A	42	290	9.7
1984-85	29	147	N/A	58	352	12.1
1985-86	17	122	N/A	45	289	17.0
<b>Totals</b>	<b>103</b>	<b>465</b>	<b>N/A</b>	<b>178</b>	<b>1,108</b>	<b>10.8</b>



**11. TINA HUTCHINSON (1984-85) - 1,256 Points**

Year	Games	FG	3FG	FT	Pts.	Avg.
1983-84	30	383	N/A	132	898	29.9
1984-85	21	153	N/A	52	358	17.0
<b>Totals</b>	<b>51</b>	<b>536</b>	<b>N/A</b>	<b>184</b>	<b>1,256</b>	<b>20.6</b>



**14. JULIE EVANS (1989-90) - 1,106 Points**

Year	Games	FG	3FG	FT	Pts.	Avg.
1988-89	30	191	0	54	436	14.5
1989-90	30	293	0	84	670	22.3
<b>Totals</b>	<b>60</b>	<b>484</b>	<b>0</b>	<b>138</b>	<b>1,106</b>	<b>18.4</b>



**12. CHRISTINA MURGUIA (1992-95) - 1,237 Points**

Year	Games	FG	3FG	FT	Pts.	Avg.
1991-92	28	88	1	46	223	8.0
1992-93	28	156	2	52	366	13.1
1993-94	30	122	1	52	297	9.9
1994-95	27	140	2	69	351	13.0
<b>Totals</b>	<b>113</b>	<b>366</b>	<b>6</b>	<b>219</b>	<b>1,237</b>	<b>10.9</b>



**15. JODI NOWLIN-TRES (1994-97) - 1,089 Points**

Year	Games	FG	3FG	FT	Pts.	Avg.
1993-94	17	20	4	9	53	3.3
1994-95	27	61	5	27	154	5.7
1995-96	28	180	25	40	425	15.2
1996-97	28	199	23	36	457	16.3
<b>Totals</b>	<b>100</b>	<b>460</b>	<b>57</b>	<b>112</b>	<b>1,089</b>	<b>10.9</b>



**13. KIEISHA GARNES (1991-92) - 1,235 Points**

Year	Games	FG	3FG	FT	Pts.	Avg.
1990-91	28	271	0	119	661	23.6
1991-92	28	249	0	76	574	20.5
<b>Totals</b>	<b>56</b>	<b>520</b>	<b>0</b>	<b>195</b>	<b>1,235</b>	<b>22.1</b>



**16. HEIDI BAUER (1981-83, 1985) - 1,024 Points**

Year	Games	FG	3FG	FT	Pts.	Avg.
1980-81	36	68	N/A	44	180	5.0
1981-82	33	145	N/A	54	344	10.4
1982-83	28	134	N/A	40	308	11.0
1984-85	30	70	N/A	52	192	6.4
<b>Totals</b>	<b>127</b>	<b>417</b>	<b>N/A</b>	<b>190</b>	<b>1,024</b>	<b>8.1</b>

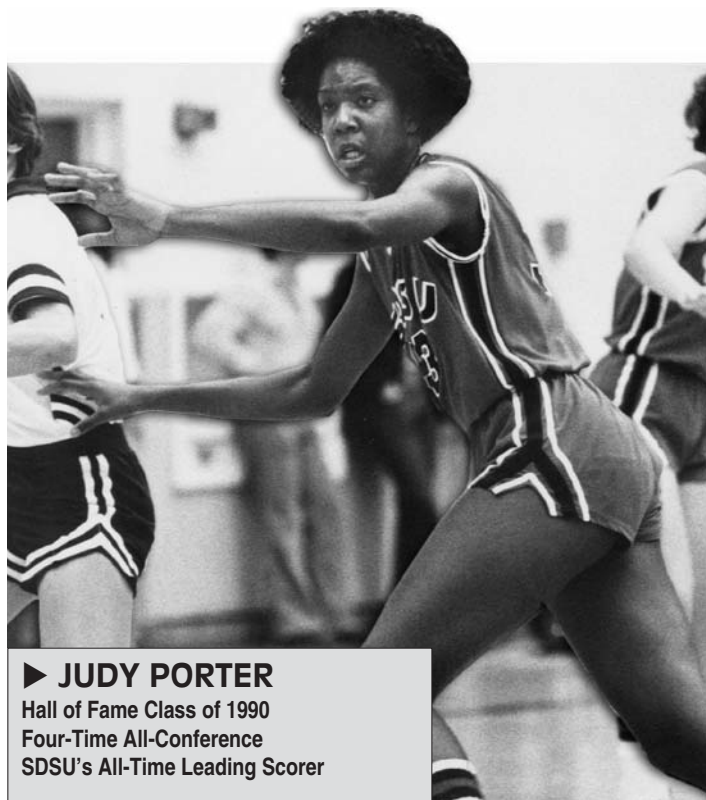


**14. SHELDA ARCENEAUX (1984-87) - 1,232 Points**


Year	Games	FG	3FG	FT	Pts.	Avg.
1983-84	30	122	N/A	47	297	9.9
1984-85	30	129	N/A	34	295	9.8
1985-86	28	178	N/A	62	418	14.9
1986-87	24	95	0	32	222	9.3
<b>Totals</b>	<b>112</b>	<b>524</b>	<b>0</b>	<b>175</b>	<b>1,232</b>	<b>11.0</b>




**AZTEC HALL OF FAME**




► **JUDY PORTER**  
 Hall of Fame Class of 1990  
 Four-Time All-Conference  
 SDSU's All-Time Leading Scorer



► **CHANA PERRY**  
 Hall of Fame Class of 1998  
 First Team Kodak All-American  
 Two-Time Big West Co-Player of the Year



► **FALISHA WRIGHT**  
 Hall of Fame Class of 2002  
 Two-Time Honorable Mention All-American  
 1,733 Points, 448 Assists, 324 Steals



► **KIEISHSHA GARNES**  
 Hall of Fame Class of 2008  
 1990-91 WAC Player of the Year  
 Career Scoring Average - 22.1 ppg.