

# SAN DIEGO STATE

## FOOTBALL



HARBOR BOWL  
1948

PINEAPPLE BOWL  
1952

CAMELLIA BOWL  
1966

CAMELLIA BOWL  
1967

LAS VEGAS BOWL  
1998

FREEDOM BOWL  
1991

HOLIDAY BOWL  
1986

PASADENA BOWL  
1969

# 2010

# MEDIA



# GUIDE

# BRADY HOKE 2010 MWC COACH OF THE YEAR

## 2010 HIGHLIGHTS

- Named the 2010 Mountain West Conference Coach of the Year, the first Aztec head coach to pick up the honor in the 12-year history of the league.
- Led San Diego State to a bowl game for the first time since 1998.
- Doubled SDSU's win total for the second consecutive year.
- The Aztecs' eight victories are their most since 1996 and matches as the most since the 1977 squad had 10 wins.
- The four-win improvement from 2009 is tied for the fifth-best among the 120 BCS schools.
- The five MWC victories are San Diego State's most since the league began in 1999.
- Led SDSU to its first win over a nationally-ranked opponent since 1996.
- Helped the Aztecs improve in all eight major NCAA statistical categories, including top-25 rankings in passing offense (11th), pass efficiency defense (17th), total offense (19th) and scoring offense (20th).
- San Diego State boasted a school-record six first-team all-conference selections, including MWC Freshman of the Year. Ronnie Hillman.
- SDSU has the league's top passer, rusher, pair of receivers and sack leader.



# AZTEC FOOTBALL

## SAN DIEGO STATE (8-4, 5-3 MWC)

S.4 Nicholls State	W	47 - 0
S.11 at New Mexico St.	W	41 - 21
S.18 at (rv/25) Missouri	L	24 - 27
S.25 Utah State [KGB-SS]	W	41 - 7
O.9 at Brigham Young*	L	21 - 24
O.16 (23/23) Air Force* [HC]	W	27 - 25
O.23 at New Mexico*	W	30 - 20
O.30 at Wyoming*	W	48 - 38
N.6 Colorado State*	W	24 - 19
N.13 at (3/3) TCU*	L	35 - 40
N.20 (25/24) Utah* [KM-RJ]	L	34 - 38
N.27 UNLV*	W	48 - 14
D.23 Navy [Poinsettia Bowl]		5 p.m. PT

\* - Mountain West Conference game. KGB-SS - KGB SkyShow. HC - Homecoming. KM-RJ - Kirk Morrison Replica Jersey Giveaway

## AZTEC COACHING STAFF

Coach	Title	Gameday Location
Brady Hoke	Head Coach/Def. Line	F
Al Borges	Offensive Coordinator	B
Rocky Long	Defensive Coordinator	F
Jeff Hecklinski	Asst. HC/RBs/Recruiting Coord.	B
Dan Ferrigno	Tight Ends/Special Teams	F
Darrell Funk	Offensive Line	F
LeCharls McDaniel	Wide Receivers	F
Brian Sipe	Quarterbacks	F
Mark Smith	Linebackers	F
Tony White	Cornerbacks	B
Aaron Wellman	Strength & Conditioning	F

B - Press Box; F - Field.

## INSIDE

Category	Page
Media Policies	2
Team/Individual Highlights	3
Connections	8
Brady Hoke Bio	16
Roster	18
Student-Athlete Bios	20
Depth Chart	44
Statistics	51
Last Time It Happened	68

## Going Bowling...

San Diego State returns to bowl competition for the first time in 12 seasons. The Aztecs' last appearance in a bowl came in their final season competing in the Western Athletic Conference in 1998. That year, SDSU lost to North Carolina, 20-13, in the Las Vegas Bowl. San Diego State's 12-year drought was the ninth-longest active streak for FBS schools nationally. This is San Diego State's ninth bowl game in program history and fifth since moving to Division I prior to the 1969 season.

## SDSU Looking For Ninth Win

At 8-4, San Diego State has its most victories in its last 14 seasons, dating back to the 1996 squad which went 8-3. San Diego State has matched or surpassed its win total from each of the previous 33 seasons (since the 1977 team won 10 games). The Aztecs have not enjoyed a season with at least nine wins since the 1977 squad went 10-1.

## ■ GAME INFORMATION

(rv/rv) Navy (9-3; Independent) VS.

(rv/rv) San Diego State (8-4; 5-3 Mountain West)  
POINSETTIA BOWL

Date: Thursday, Dec. 23, 2010

Kickoff: 5:00 p.m. PT (announced)/5:06 p.m. PT (kickoff)

Location: San Diego, Calif. | Stadium: Qualcomm Stadium

Capacity: 71,500

Series: San Diego State leads, 2-0

Television: ESPN HD. Mike Patrick (play-by-play), Craig James (analyst) and Holly Rowe (sidelines), Scott Matthews (producer)

Radio: AM 600 KOGO. Ted Leitner (play-by-play), Chris Elio (analyst), Mike Costa (sidelines)

National Radio: ESPN Radio. Bill Rosinski (play-by-play), David Norrie (analyst), Joe Schad (sidelines)

Internet: Live stats, radio broadcast and SDSU postgame news conference available at GoAztecs.com.



NAVY  
**MIDSHIPMEN**  
9-3; Independent

Ranking (AP/Coaches): rv/rv  
Coach: Ken Niumatalolo  
Alma Mater: Hawaii '89  
Career Record: 27-13/3rd  
School Record: 27-13/3rd  
vs. San Diego State: 0-0  
SID: Scott Strasemeier  
Website: NavySports.com



SAN DIEGO STATE  
**AZTECS**  
8-4; 5-3 Mountain West

Ranking (AP/Coaches): rv/rv  
Coach: Brady Hoke  
Alma Mater: Ball State '82  
Career Record: 46-50/8th  
School Record: 12-12/2nd  
vs. Navy: 2-0  
SIDs: Mike May/Peggy Curtin  
Website: GoAztecs.com

Next Game: vs. Cal Poly  
Sept. 3, 2011 | San Diego

## BOWL ELIGIBLE FOR THE FIRST TIME SINCE 1998; SDSU FACES NAVY IN POINSETTIA BOWL

One of the most improved teams in the country, San Diego State (8-4 overall; 5-3 Mountain West Conference) looks to cap a remarkable season in style when it faces Navy (9-3) in the San Diego County Credit Union Poinsettia Bowl on Dec. 23 at Qualcomm Stadium in San Diego.

Kickoff is set for 5:06 p.m. PT and the game will be televised nationally in high definition by ESPN. The game can be heard throughout Southern California on AM 600 KOGO and nationally on ESPN Radio.

San Diego State returns to bowl play for the first time since 1998, ending the nation's ninth-longest active bowl drought in the process. The Aztecs posted an 8-4 record, their first winning season in 12 years. San Diego State is looking for its first bowl victory since 1969 (a 28-7 victory over Boston Univ. in the Pasadena Bowl) and a ninth win in 2010 would give the Aztecs their most victories in a campaign since Claude Gilbert guided SDSU to a 10-1 record in 1977.

The Aztecs has posted an 8-4 overall record and a 5-3 MWC league mark, good enough for a third-place tie in MWC play. The four losses came by a total of 15 points. Among those four losses are three that occurred on the road, three that came to teams currently ranked 20th or higher by the Associated Press and two games in which San Diego State enjoyed fourth-quarter leads. San Diego State's 3.75-point average margin of defeat is third nationally, behind only Boise State and Iowa.

Nonetheless, it was a season of great accomplishments with San Diego State posting a 5-1 record at home, snapping a 25-game losing streak to nationally-ranked teams and defeating Colorado State, Wyoming, New Mexico and Air Force in the same season for the first time in school history. San Diego State doubled its win total from 2009 and the four-win improvement tied for the fifth-best nationally.

The Aztecs were rewarded by being well represented in the Mountain West Conference awards, with second-year coach Brady Hoke earning MWC Coach-of-the-Year honors and running back Ronnie Hillman being named the league's freshman of the year. In addition to Hillman, senior wide receiver Vincent Brown, junior linebacker Miles Burris, sophomore defensive back Leon McFadden, senior wide receiver DeMarco Sampson and junior punter Brian Stahovich all earned first-team honors.

Navy enters the game with a 9-3 record and eight wins in its last nine outings. The Midshipmen are fifth nationally in rushing (288.92), 21st in turnover margin (+0.67) and first in fewest penalty yards per game (27.50). Navy is in a bowl game for the eighth consecutive season.

San Diego State and Navy will be playing for the third time on the gridiron, with the Aztecs claiming each of the previous two encounters. On Sept. 3, 1994, the teams met at Jack Murphy Stadium (now Qualcomm) with SDSU taking a 56-14 victory. On Sept. 5, 1997, the Aztecs were 45-31 winners at the Murph. Each of the previous two games was the season opener for the Aztecs. The teams are also scheduled for a home-and-home series in 2014 (at Navy) and 2015 (at San Diego).

This will mark Brady Hoke's third encounter with the Midshipmen after sweeping a home-and-home series with Navy during his final two seasons at Ball State. In 2007, Hoke's Cardinals won, 34-31, at Navy, while in 2008, BSU won, 35-23.

The bowl game will be the final collegiate outing for 17 Aztec seniors. This class has been part of one of the biggest turnarounds in college football during their time at SDSU, helping guide the program from records of 3-9 (2006), 4-8 (2007), 2-10 (2008) and 4-8 (2009) in consecutive campaigns to an 8-4 mark this year. As an example of how far this group has come, in 2008, the team was outscored by 215 points and lost seven games by 25 or more points.



**SAN DIEGO STATE QUICK FACTS**

**Location:** San Diego, Calif.  
**Founded:** 1897  
**Nickname:** Aztecs  
**Colors:** Scarlet and Black  
**Conference:** Mountain West  
**Enrollment:** 32,396  
**Stadium:** Qualcomm Stadium (Natural Grass/54,000)  
**President:** Dr. Stephen L. Weber  
**Director of Athletics:** Jim Sterk  
**Assistant Athletic Director/Media Relations:** Mike May  
**Office Phone:** 619.594.5547, **Cell Phone:** 619.957.8372  
**Website:** www.GoAztecs.com  
**Assistant Media Relations Director:** Peggy Curtin  
**Office Phone:** 619.594.5547, **Cell Phone:** 619.540.6146

**FOOTBALL INFORMATION**

**Offensive Formation:** Pro-Style  
**Defensive Formation:** 3-3-5  
**Overall Record:** 8-4  
**Conference Record (Standing):** 5-3 (tied-third)

**COACHING STAFF**

Name (Alma Mater, Year)	Title
Brady Hoke (Ball State '82)	Head Coach/Defensive Line
Al Borges (Chico State '81)	Offensive Coordinator
Rocky Long (New Mexico '74)	Defensive Coordinator
Jeff Hecklinski (Western Illinois '97)	Assistant Head Coach/ Running Backs/Recruiting Coordinator
Dan Ferrigno (San Francisco State '77)	Tight Ends/Special Teams
Darrell Funk (Colorado State '88)	Offensive Line
LeCharls McDaniel (Cal Poly '81)	Wide Receivers
Brian Sipe (San Diego State)	Quarterbacks
Mark Smith (Purdue '79)	Linebackers
Tony White (UCLA '02)	Cornerbacks

**NAVY QUICK FACTS**

**Location:** Annapolis, Md.  
**Founded:** 1845  
**Nickname:** Midshipmen  
**Colors:** Navy Blue and Gold  
**Conference:** Independent  
**Enrollment:** 4,400  
**Stadium:** Navy-Marine Corps Memorial Stadium (FieldTurf/34,000)  
**Superintendent:** Vice Adm. Michael Miller, USN  
**Director of Athletics:** Chet Gladchuk  
**Associate Director for Sports Information:** Scott Strasemeier  
**Office Phone:** 410.293.8775, **Cell Phone:** 443.336.9023  
**Website:** www.GoNavy.com  
**Associate Sports Information Director:** Stacie Michaud  
**Office Phone:** 410.293.8773, **Cell Phone:** 410.212.3761

**FOOTBALL INFORMATION**

**Offensive Formation:** Triple Option  
**Defensive Formation:**  
**Overall Record:** 9-3  
**Conference Record (Standing):** N/A

**COACHING STAFF**

Name (Alma Mater, Year)	Title
Ken Niumatalolo (Hawai'i '89)	Head Coach
Ivin Jasper (Hawai'i '94)	Offensive Coordinator/Quarterbacks
Buddy Green (North Carolina State '76)	Defensive Coordinator
Chris Culton (Georgia Southern '00)	Offensive Line
Justin Davis (Maine '01)	Defensive Line
Joe DuPaix (Southern Utah '98)	Slot Backs
Ashley Ingram (North Alabama '97)	Offensive Line
Steve Johns (Occidental College '91)	Inside Linebackers/Special Teams
Keith Jones (The Citadel '75)	Outside Linebackers
Danny O'Rourke (West Georgia '99)	Wide Receivers
Dale Pehrson (Utah '76)	Defensive Line/Recruiting Coordinator
Tony Grantham (Radford '00)	Outside Linebackers
Mike Judge (Springfield College '05)	Fullbacks
Napoleon Sykes (Wake Forest '06)	Secondary

**SCHEDULE & RESULTS**

Date	Opponent (Pre-bowl record)	W/L	Score	Att.	TV
Sept. 4	Nicholls State (4-7)	W	47-0	25,290	
Sept. 11	at New Mexico State (2-10)	W	41-21	16,891	ESPN3, 4SD
Sept. 18	at No. --/25 Missouri (10-2)	L	24-27	56,050	PPV
Sept. 25	Utah State (4-8)	W	41-7	45,682	
Oct. 9	at Brigham Young (6-6)	L	24-21	62,176	The Mtn., 4SD
Oct. 16	No. 23/23 Air Force (8-4)	W	27-25	28,178	CBS College
Oct. 23	at New Mexico (1-11)	W	30-20	16,488	The Mtn., 4SD
Oct. 30	at Wyoming (3-9)	W	48-38	16,252	The Mtn., 4SD
Nov. 6	Colorado State (3-9)	W	24-19	34,689	The Mtn.
Nov. 13	at No. 3/3 TCU (12-0)	L	35-40	45,694	VERSUS
Nov. 20	No. 25/24 Utah (10-2)	L	34-38	34,951	The Mtn.
Nov. 27	UNLV (2-11)	W	48-14	22,091	The Mtn.

**SCHEDULE & RESULTS**

Date	Opponent (Pre-bowl record)	W/L	Score	Att.	TV
Sept. 6	vs. Maryland+ (8-4)	L	14-17	69,348	ESPN
Sept. 11	Georgia Southern (10-4)	W	13-7	33,391	CBS College
Sept. 18	at Louisiana Tech (5-7)	W	37-23	23,122	ESPN3
Oct. 2	at Air Force (8-4)	L	6-14	47,565	VERSUS
Oct. 9	at Wake Forest (3-9)	W	28-27	31,454	ESPN3
Oct. 16	SMU (7-6)	W	28-21	33,924	CBS College
Oct. 23	vs. Notre Dame^ (7-5)	W	35-17	75,614	CBS
Oct. 30	Duke (3-9)	L	31-34	34,117	CBS College
Nov. 6	at East Carolina (6-6)	W	76-35	50,191	MASN
Nov. 13	Central Michigan (3-9)	W	38-37	34,333	CBS College
Nov. 20	Arkansas State (4-8)	W	35-19	27,501	CBS College
Dec. 11	vs. Army\$ (6-6)	W	31-17	69,223	CBS

+ M&T Bank Stadium at Baltimore, Md., ^ The New Meadowlands at East Rutherford, N.J., \$ Lincoln Financial Field at Philadelphia, Pa.

**STATISTICAL LEADERS**

Rushing	Att.	Yds.	Avg.	TD	Avg./G	Long
Ronnie Hillman	234	1,304	5.6	14	108.7	93

Passing	Comp.	Att.	Int.	Pct.	Yds.	TD	Eff.
Ryan Lindley	225	398	14	56.5	3,554	26	146.06

Receiving	Rec.	Yds.	Avg.	TD	Avg./G	Long
DeMarco Sampson	65	1,175	18.1	8	97.9	71

Tackles	UT	AT	TT	TFL	Int.	S	PD	FF	FR
Miles Burris	49	25	74	19.0	0	9.5	0	4	0

**STATISTICAL LEADERS**

Rushing	Att.	Yds.	Avg.	TD	Avg./G	Long
Ricky Dobbs	242	860	3.6	13	78.2	41

Passing	Comp.	Att.	Int.	Pct.	Yds.	TD	Eff.
Ricky Dobbs	74	135	5	54.8	1,380	12	162.61

Receiving	Rec.	Yds.	Avg.	TD	Avg./G	Long
Greg Jones	30	577	19.2	4	48.1	85

Tackles	UT	AT	TT	TFL	Int.	S	PD	FF	FR
Tyler Simmons	65	59	124	2.0	1	0.5	0	3	3

**AZTEC MEDIA RELATIONS**

Ph./Fax: 619-594-5547/619-582-6541  
 Overnight Address:  
 Aztec Athletics Center, Suite 3014  
 5302 55th Street  
 San Diego, CA 91982-4309

Mike May\* Asst. AD/MRD  
 E-mail: mmay@mail.sdsu.edu  
 Cell: 619-957-8372

Peggy Curtin\* Assistant MRD  
 E-mail: mcurtin@mail.sdsu.edu  
 Cell: 619-540-6146

Dave Kuhn Assistant MRD  
 E-mail: dkuhn@mail.sdsu.edu

Jamie McConeghy Assistant MRD  
 E-mail: jmcconeg@mail.sdsu.edu

Darin Wong Assistant MRD  
 E-mail: dwong@mail.sdsu.edu

Andrea Rogers Adm. Assistant  
 E-mail: arogers@mail.sdsu.edu  
 \* - primary football contacts

**AZTEC WEEKLY LUNCHEON**

Each Tuesday during the football season, SDSU holds a media luncheon in the football recruiting lounge of the Aztecs Athletic Center. The luncheon begins at **11:40 a.m.** with food being served, followed by coach Hoke addressing the media at **noon**. Select players follow. The news conference is carried live on the official athletic department website, GoAztecs.com.

**MWC TELECONFERENCE**

Weekly teleconferences featuring San Diego State coach Brady Hoke and the other eight Mountain West Conference head coaches are scheduled every Tuesday, beginning Aug. 31 through Nov. 23.

This service is for accredited members of the media only. For more information contact the SDSU or MWC media relations office.

**WEEKLY SCHEDULE**

9:00 a.m. Moderator opens call  
 9:02 a.m. Kyle Whitingham, Utah  
 9:12 a.m. Steve Fairchild, CSU  
 9:22 a.m. Troy Calhoun, Air Force  
 9:32 a.m. Brady Hoke, SDSU  
 9:42 a.m. Gary Patterson, TCU  
 9:52 a.m. Dave Christensen, UW  
 10:02 a.m. Bronco Mendenhall, BYU  
 10:12 a.m. Mike Locksley, UNM  
 10:22 a.m. Bobby Hauck, UNLV

**MEDIA OPPORTUNITIES**

**WEEKLY MEDIA SCHEDULE** (as of Monday, Dec. 13)

All practices are closed to both the public and the media starting Tuesday, Dec. 14. Post-practice interview requests should be submitted to the San Diego State media relations office no later than 10 a.m. on the day of the potential interview. Other interview requests must be made at least 24 hours in advance.

**TUESDAY, DEC. 14:**

- ▶ Noon PT – Weekly news conference with head coach Brady Hoke and selected players on second floor of Aztec Athletics Center (AAC).
- ▶ Practice closed to media. Post-practice interviews to take place on second floor of AAC. Contact media relations office for details.

**WEDNESDAY, DEC. 15:**

- ▶ Practice closed to media. Post-practice interviews to take place on second floor of AAC. Contact media relations office for details.
- ▶ 7 p.m. PT – Brady Hoke Radio Show from Hooley's in La Mesa, Calif.

**THURSDAY, DEC. 16: TEAM IS OFF, NO MEDIA AVAILABILITY**

**FRIDAY, DEC. 17:**

- ▶ Practice closed to media. Post-practice interviews to take place on second floor of AAC. Contact media relations office for details.

**SATURDAY DEC. 18:**

- ▶ Practice closed to media. Post-practice interviews to take place on second floor of AAC. Contact media relations office for details.

**SUNDAY, DEC. 19: FINAL DAY OF MEDIA AVAILABILITY**

- ▶ Practice closed to media. Post-practice interviews to take place on second floor of AAC. Contact media relations office for details.
- ▶ 3 p.m. PT – Buses depart San Diego State for hotel.
- ▶ 3:30 p.m. PT – Arrive at Hilton San Diego Bayfront; Poinsettia Bowl welcome.
- ▶ 5:30 p.m. PT – Welcome dinner at Hilton San Diego Bayfront.

**MONDAY, DEC. 20: NO MEDIA AVAILABILITY**

- ▶ 2:30 p.m. PT – Depart for Miramar Speed Circuit from San Diego State.
- ▶ 3-5 p.m. PT – Grand Prix at Miramar Speed Circuit.

**TUESDAY, DEC. 21: NO MEDIA AVAILABILITY**

- ▶ 1:30 p.m. PT – Depart for San Diego Zoo from San Diego State.
- ▶ 2-5 p.m. PT – San Diego Zoo.
- ▶ 4-6 p.m. PT – Make-A-Wish event at Omni Hotel. Head coach Brady Hoke, along with Vincent Brown, Doug Deakin, Ernie Lawson, Ryan Lindley, Andrew Preston and DeMarco Sampson, will be in attendance.

**WEDNESDAY, DEC. 22: NO MEDIA AVAILABILITY OTHER THAN AT POINSETTIA BOWL PRESSER**

- ▶ 10:30 a.m. PT – Poinsettia Bowl Press Conference (coach Hoke only) at Omni Hotel in downtown.
- ▶ 10:30 a.m. PT – Depart for luncheon at USS Midway from Hilton San Diego Bayfront.
- ▶ 11 a.m. PT – Team arrives at USS Midway.
- ▶ 11:30 a.m. PT – AT&T Luncheon at USS Midway.

**THURSDAY, DEC. 23:**

- ▶ 2:45 p.m. PT – Depart for Qualcomm Stadium from Hilton San Diego Bayfront.
- ▶ 3:05 p.m. PT – Team arrives at Qualcomm Stadium for Warrior Walk.
- ▶ 5:06 p.m. PT – Kick-off at Qualcomm Stadium vs. Navy.
- ▶ Media access is restricted to postgame only. The SDSU locker room is closed at all times for both home and road games.

**BRADY HOKE RADIO SHOW**



For the second year in a row, the San Diego State athletic department and Claim Jumper have partnered up to host the "Aztec Coaches Show" with head coach Brady Hoke. The show, which will air Wednesdays from 7-8 p.m. on the home of Aztec athletics, AM 600 KOGO, will be held at the Claim Jumper restaurant in La Mesa's Grossmont Center. Chris Ello, one of the voices of the Aztecs and former letterwinner with the SDSU baseball team, will host the show, which can also be heard on www.GoAztecs.com. The final show on Dec. 15, will take place at Hooley's in La Mesa at Grossmont Center.

**AZTECS NOW ONLINE**



Aztecs Now Online, a weekly show featuring San Diego State athletics, is set to premiere on Monday, Aug. 30. The show will be posted every Monday night during the season exclusively on GoAztecs.com.

Hosted by Mike Costa, the sideline reporter for SDSU football broadcasts, Aztecs Now Online will highlight head coach Brady Hoke, a football student-athlete and an Aztec Olympic sport.

Each episode will include a review of the previous week's game and a preview of the upcoming contest as well as an Olympic sport feature, which gives fans an in-depth look at one of SDSU's other 17 sports on campus.

## TEAM QUICK NOTES

### SINGLE-SEASON WIN TOTAL

- ▶ At 8-4, San Diego State has its most victories in its last 14 seasons, dating back to the 1996 squad which went 8-3.
- ▶ With eight victories this year, San Diego State has matched or surpassed its win total from each of the previous 33 seasons (since the 1977 team won 10 games).
- ▶ The Aztecs have not enjoyed a season with at least nine wins since the 1977 squad went 10-1. San Diego State has not won nine or more game in the Western Athletic Conference (1978-98) or Mountain West Conference (1999-current) eras.
- ▶ San Diego State's eight wins in 12 games (8-4) this season equals the total number of victories the Aztecs had in their 31 games prior to 2010 (8-23).

### MOUNTAIN WEST CONFERENCE WIN TOTAL

- ▶ With five Mountain West Conference victories, San Diego State recorded its most MWC wins in the 12-year history of the league (won four league games in 2002 and 2005).
- ▶ San Diego State posted five conference victories for the first time in 12 seasons, covering the entire MWC era. The last time the Aztecs won at least five conference games was when the 1998 squad posted a 7-1 mark, en route to tying for the Western Athletic Conference title.
- ▶ With five conference victories this season (5-3), San Diego State equalled its entire conference win total from the 23 league games prior to the 2010 season (5-18).

### GETTING VOTES

- ▶ San Diego State has received votes in the coaches poll for seven consecutive weeks and has earned points in the Associated Press poll in six of those weeks. The Aztecs' current point total places them in 32nd place in the *USA Today* Coaches Poll and 31st place in the Associated Press poll.
- ▶ The last time the Aztecs were ranked in the Associated Press poll was Nov. 7, 1995, when SDSU was rated No. 25.

### BOWLING AGAIN

- ▶ San Diego State returns to bowl competition for the first time in 12 seasons. The Aztecs' last appearance in a bowl came in their final season competing in the Western Athletic Conference in 1998. That year, SDSU lost to North Carolina, 20-13, in the Las Vegas Bowl.
- ▶ San Diego State's 12-year drought was the ninth-longest active streak for FBS schools nationally (see chart at the right).
- ▶ This is San Diego State's ninth bowl game in program history and the fifth since moving to Division I prior to the 1969 season.

### SINGLE-SEASON WINS (since 1978)

WAC (1978-98) and MWC (1999-) era		
Rk.	Season	W-L
1.	2010	8-4
	1996	8-3
	1995	8-4
	1991	8-4-1
	1986	8-4
	1979	8-3
7.	1998	7-5
	1982	7-5

### LONGEST ACTIVE BOWL DROUGHT

entering 2010 season			
Rk.	School	Years	Last
1.	New Mexico State	39	1960
2.	Louisiana-Lafayette	29	1970
3.	Kent State	27	1972
4.	Eastern Michigan	22	1987
5.	▶ Baylor	15	1994
	Duke	15	1994
7.	▶ Army	13	1996
8.	Utah State	12	1997
9.	▶ San Diego State	11	1998

▶ Appearing in bowl game this season.

### MOUNTAIN WEST CONFERENCE

Rk.	Team	MWC	PF	PA	W-L	PF	PA
1.	TCU	8-0	342	75	12-0	520	137
2.	Utah	7-1	273	156	10-2	427	238
3.	SDSU	5-3	267	218	8-4	420	273
	Air Force	5-3	242	191	8-4	387	267
	BYU	5-3	226	148	6-6	288	257
6.	CSU	2-6	143	276	3-9	198	416
	UNLV	2-6	154	293	2-11	239	516
8.	New Mexico	1-7	139	354	1-11	190	532
	Wyoming	1-7	169	244	3-9	230	364

### MWC Upcoming Games/Results













- ▶ **Saturday, December 18**  
New Mexico Bowl - BYU vs. UTEP, Noon MT
- ▶ **Wednesday, December 22**  
Las Vegas Bowl - Utah vs. Boise State, 5 p.m. PT
- ▶ **Thursday, December 23**  
Poinsettia Bowl - **San Diego State** vs. Navy, 5 p.m. PT
- ▶ **Monday, December 27**  
Independence Bowl - Air Force vs. Ga. Tech, 6 p.m. CT
- ▶ **Saturday, January 1**  
Rose Bowl - TCU vs. Wisconsin, 5 p.m. PT

### SDSU Non-Conference Opponents

Team	Conf.	PF	PA	W-L	PF	PA
Nicholls State	3-4	152	206	4-7	231	369
New Mexico St.	1-7	125	335	2-10	188	474
Missouri	6-2	213	126	10-2	364	182
Utah State	2-6	164	300	4-8	264	405

- ▶ **Tuesday, Dec. 28**  
Insight Bowl - Missouri vs. Iowa, 7 p.m. PT

## 2010 SCHEDULE/RESULTS

Date	Opponent	Site	TV	Result/Time	Series	Note
Sept. 4	 NICHOLLS STATE Colonels	San Diego, Calif. Qualcomm Stadium		W, 47-0	SDSU, 1-0	Aztecs' 1st 50 win since 2004 Widest margin of victory since '96
Sept. 11	 at New Mexico State Aggies	Las Cruces, N.M. Aggie Memorial Stadium	ESPN3.com/4SD	W, 41-21	SDSU, 8-1-1	Hillman rushes for 150 yds., 4 TD SD snap 14-game NC road L strk
Sept. 18	 at (-/25) Missouri Tigers	Columbia, Mo. Memorial Stadium	PPV	L, 24-27	Mizzou, 3-0	Hillman rushes for 228 yds., 2 TD MU GW TD with 51 seconds left
Sept. 25	 UTAH STATE Aggies	San Diego, Calif. Qualcomm Stadium		W, 41-7	SDSU, 10-1	V. Brown: 5 rec., 177 yds., 2 TDs Lindley: 17-of-24, 362 yds., 3 TDs
Oct. 9	 at Brigham Young Cougars	Provo, Utah LaVell Edwards Stadium	The Mtn./4SD	L, 24-21	BYU, 28-7-1	Top: BYU 45:01, SDSU 14:59 Aztecs can't overcome 14-0 deficit
Oct. 16	 (23/23) AIR FORCE Falcons	San Diego, Calif. Qualcomm Stadium	CBS College	W, 27-25	AFA, 19-10	Hillman rushes for 191 yds., 2 TD SDSU: First ranked win since '96
Oct. 23	 at New Mexico Lobos	Albuquerque, N.M. University Stadium	The Mtn./4SD	W, 30-20	SDSU, 22-15	Aztec defense forces 8 3-&-outs Sampson: 7 rec., 127 yds., 2 TDs
Oct. 30	 at Wyoming Cowboys	Laramie, Wyo. War Memorial Stadium	The Mtn./4SD	W, 48-38	Wyo., 17-15	SDSU explodes for 21, 4th-qtr. pts. Sampson: 7 rec., 175 yds., 2 TDs
Nov. 6	 COLORADO STATE Rams	San Diego, Calif. Qualcomm Stadium	The Mtn.	W, 24-19	SDSU, 17-13	SDSU is 5-1 in last 6 vs. CSU; Burris: 10 tkl, 4 TFL, 2 Sacks, 2 FF
Nov. 13	 at (3/3) TCU Horned Frogs	Fort Worth, Texas Amon G. Carter Stadium	VERSUS	L, 35-40	TCU, 6-0	Aztecs built a 14-0 lead and out-scored TCU 21-6 in second half
Nov. 20	 (25/24) UTAH Utes	San Diego, Calif. Qualcomm Stadium	The Mtn.	L, 34-38	Utah, 17-12-1	SDSU led by 17 twice, but own -3 TO margin; Lindley: 528 yds, 4 TD's
Nov. 27	 UNLV Rebels	San Diego, Calif. Qualcomm Stadium	The Mtn.	W, 48-14	SDSU, 12-8	Aztecs are 7-1 last 8 vs. UNLV; Total Off: SDSU - 588, UNLV - 234
Dec. 23	vs. NAVY Midshipmen	San Diego, Calif. Qualcomm Stadium	ESPN	5 p.m. PT	SDSU, 2-0	Aztecs play in first bowl game since 1998

**2010 NAVY SCHEDULE/RESULTS**

**Navy (9-3)**

S.6	vs. Maryland	L 14 -17
S.11	Georgia Southern	W 13 -7
S.18	at Louisiana Tech	W 37 -23
O.2	at Air Force	L 6 -14
O.9	at Wake Forest	W 28 -27
O.16	vs. SMU	W 28 -21
O.23	vs. Notre Dame	W 35 -17
O.30	vs. Duke	L 31 -34
N.6	at East Carolina	W 76 -35
N.13	vs. Central Michigan	W 38 -37
N.20	vs. Arkansas State	W 35 -19
D.11	vs. Army	W 31 -17

**STATISTICAL COMPARISON**

**San Diego State Averages & NCAA Rankings**

Category	Avg.	NR	CR
Rushing Offense	151.50	63	5
Passing Offense	297.00	11	1
Total Offense	448.50	19	2
Scoring Offense	35.00	20	3
Rushing Defense	141.58	50	3
Pass Eff. Defense	112.29	17	3
Total Defense	351.42	43	4
Scoring Defense	22.75	44	5
Net Punting	36.73	54	4
Punt Returns	6.72	80	8
Kickoff Returns	19.71	101	9
Turnover Margin	-0.58	101	7
Pass Defense	209.93	50	5
Pass Efficiency	144.73	29	4
Sacks	2.33	T-34	1
Tackles for Loss	7.58	5	1
Sacks Allowed	0.75	T-7	3

**Navy Averages & NCAA Rankings**

Category	Avg.	NR	CR
Rushing Offense	288.92	5	N/A
Passing Offense	117.75	118	N/A
Total Offense	406.67	38	N/A
Scoring Offense	31.00	40	N/A
Rushing Defense	156.42	66	N/A
Pass Eff. Defense	136.17	86	N/A
Total Defense	376.83	64	N/A
Scoring Defense	22.33	38	N/A
Net Punting	33.08	111	N/A
Punt Returns	5.38	98	N/A
Kickoff Returns	22.64	44	N/A
Turnover Margin	0.67	21	N/A
Pass Defense	220.42	66	N/A
Pass Efficiency	157.93	11	N/A
Sacks	1.50	92	N/A
Tackles for Loss	4.17	114	N/A
Sacks Allowed	0.83	9	N/A

► San Diego State has dropped its last three bowl games and is looking for its first victory in a bowl game since claiming a 28-7 decision over Boston University in the 1969 Pasadena Bowl. The late Don Coryell was the head coach of the Aztecs' squad that finished the season with an 11-0 record and a No. 18 national ranking in the final UPI poll. Current quarterbacks coach Brian Sipe was a member of that team, although Dennis Shaw was the starting QB.

**EVEN BETTER THAN THE RECORD**

► San Diego State's 8-4 record is impressive, but the Aztecs are not that far away from owning a much better mark. San Diego State has suffered two, three-point road losses at 25th-ranked Missouri (24-27) and at Brigham Young (21-24), a five-point loss at third-ranked TCU (35-40) and a four-point loss to 25th-ranked Utah (34-38). Two of those four games featured a very controversial call - or no call.

► At Missouri, San Diego State led, 24-20, in the final minute of the game when the Tigers completed a short pass that resulted in a 68-yard touchdown. Replays showed that an apparent block in the back at the line of scrimmage that sprang the play was not called. The Tigers ended the year 10-2 overall (6-0 at home) and won their other five home games by a total of 127 points (25.4 ppg margin).

► In the contest at Brigham Young, the Aztecs forced a third-quarter fumble that was not called despite video evidence to the contrary. The Cougars went on to score a touchdown on the drive. Brigham Young was 5-1 at home this season, with its other four home wins coming by a total of 92 points (23.0 ppg margin).

► Against current No. 3 and undefeated TCU, the Aztecs suffered a 40-35 loss. The 35 points were 11 more than any other opponent scored against the Horned Frogs this season and the five-point margin was the closest call for TCU during their undefeated regular season. TCU was 6-0 at home in 2010 and won their other five home games by 194 points (38.8 ppg margin).

► The Aztecs owned the edge in play against Utah in most statistical categories, including first downs (29-22) and total offense (587-500), but could not overcome a -3 turnover margin and a blocked punt inside the Aztec 5-yard-line in a four-point loss to the Utes. Utah ended the regular season campaign with a 10-2 record.

► San Diego State's four losses by a combined 15 points came to four teams that advanced to bowl play and are a combined 38-10.

► San Diego State's average margin of defeat of 3.75 points (four losses by a total of 15 points) is ranked third nationally among all FBS teams in 2010. Dating back to last season, San Diego State's last five losses have been by five points or less.

**IMPROVEMENT YOU CAN BELIEVE IN**

► For the second consecutive season, San Diego State doubled its win total from the previous year. In 2008, the Aztecs were 2-10 before improving to 4-8 in 2009. This season, SDSU posted an 8-4 record. The four-game improvement is tied for the fifth-largest jump among the 120 FBS schools in the nation.

► San Diego State showed remarkable improvement in scoring differential as well. In 2008, the Aztecs were outscored by 235 points. Last season, that number dropped to -86 points. This year, for the first time since 2003, the Aztecs have outscored their opponents by 147 points (420-273). Below is a look at the scoring differential for all games and conference games for the last three seasons.

Season	Overall W-L	Score Margin	MWC W-L	Score Margin
2008 (previous staff)	2-10	-235	1-7	-208
2009 (Hoke & Co., year 1)	4-8	-86	2-6	-86
2010 (Hoke & Co., year 2)	8-4	+147	5-3	+49

► Looking for a quick barometer of how improved San Diego State is? The Sagarin Ratings, one of the components of the BCS formula, shows the dramatic improvement during the Brady Hoke era. In 2008, the year before Hoke's arrival, San Diego State finished 136th in the ratings (55.43). Last season, the Aztecs were 103rd in the final ratings (62.52). This season, SDSU is currently ranked 44th with a rating of 75.32.

► Of the 22 new coaches that took over FBS programs prior to the 2009 campaign, Brady Hoke ranks fourth when comparing his current record to that of the school's record two years before his arrival. Using games ahead and games back from baseball, Washington's Steve Sarkisian leads at +7.5, with Auburn's Gene Chizik and Iowa State's Paul Rhodes at +6.5. Hoke and Syracuse's Doug Marrone are next at +6.0.

► Hoke and SDSU won all four games this season against second-year coaches, claiming wins over New Mexico State's DeWayne Walker, Utah State's Gary Andersen, New Mexico's Mike Locksley and Wyoming's Dave Christensen.

► **TOTAL OFFENSE:** San Diego State ranks 19th in the country in total offense (448.50) and 20th in scoring offense (35.00)... The Aztecs have five, 40-point games this season and have scored 21 or more points in 13 consecutive games for the first time since a streak of 14 straight from Nov. 25, 1989 to Sept. 14, 1991... The Aztecs have committed two turnovers or less in 16 of their last 20 games... The offense has committed just 19 turnovers to date (SDSU has three turnovers on punt returns), meaning San Diego State has an offensive turnover once every 42.2 offensive plays... San Diego State has posted 440 or more yards of total offense in eight of 12 games this season and in nine of its last 13 games dating back to last year (prior to

**FBS AVERAGE MARGIN OF DEFEAT**

Rk. School	Pts./L	Average
1. Boise State	3/1	3.00
2. Iowa	18/5	3.60
3. San Diego State	15/4	3.75
4. Virginia Tech	8/2	4.00
5. Nebraska	13/3	4.33

**MOST IMPROVEMENT IN WINS**

Rk. School	2009	2010	Imp.
1. Miami (Ohio)	1	9	+8
2. Maryland	2	8	+6
3. Auburn	8	13	+5
Michigan State	6	11	+5
5. San Diego State	4	8	+4
Hawai'i	6	10	+4
Nevada	8	12	+4
Tulsa	5	9	+4

this stretch, SDSU did it once in the previous 11 games)... San Diego State has 420 points this season, 140 more than the Aztecs had in all of 2009 (280) and more than what SDSU posted in all of 2006 (170) and 2008 (231).

Season	PPG	Yards Per Game	Yards Per Play	30+ Pt. Gms.
2008 (previous staff)	19.3	312.4	4.8	3
2009 (Hoke, Borges & Co., year 1)	23.3	341.9	5.3	3
2010 (Hoke, Borges & Co., year 2)	35.0	448.5	6.7	8

► **OFFENSIVE RUSHING:** San Diego State ranks 63rd nationally in rushing offense (151.50), T-25th in rushing touchdowns (26) and 42nd in rushing yards per carry (4.57)... San Diego State has surpassed its team rushing total from the 2009 season (940) and 2008 season (878)... In fact, the 1,818 yards on the ground this year equal the total of the 2008 and 2009 seasons combined... With 26 rushing touchdowns in 12 games this season, the Aztecs have more rushing touchdowns than they did in the 30 games prior to this season (includes every game from the 2008 and 2009 seasons) ... Last season, the Aztecs rushed for eight touchdowns in 12 games... Against Brigham Young, San Diego State's streak of consecutive games with at least 100 yards rushing was snapped at five games (it was the longest streak since Nov. 25, 2006 through Sept. 22, 2007) ... Freshman running back Ronnie Hillman became the first Aztec player to rush for 1,000 yards since Lynell Hamilton rushed for 1,087 in 2003 ... He also became just the third SDSU freshman to break 1,000 yards (Hamilton, 2003 and Marshall Faulk, 1991).

Season	Rushing YPG	Rushing YPC	100-Yard Games	Rushing TDs
2008 (previous staff)	73.2	3.1	2	11
2009 (Hoke, Borges & Co., year 1)	78.3	2.9	4	8
2010 (Hoke, Borges & Co., year 2)	151.5	4.6	5	26

► **OFFENSIVE PASSING:** San Diego State ranks 11th nationally in passing offense (297.00) and first in yards per completion (15.77) (minimum 155 attempts)... The Aztecs have six, 300-yard passing games this season, including a 528-yard performance against 25th-ranked Utah... The 528 passing yards are the fifth most in school history and the most since Nov. 16, 1991 (against Brigham Young)... The Aztecs have 23 passing touchdowns in their last nine games, including four scores vs. No. 25 Utah and UNLV, and three passing TDs each against Utah State, at Brigham Young and at Wyoming... At Wyoming, SDSU had four pass plays of 47 or more yards... On the season, the Aztecs have 19 pass completions for 40 or more yards... Against Utah, seniors Vincent Brown and DeMarco Sampson each passed 1,000 yards in receiving for the year, becoming the fourth pair of Aztec teammates to accomplish that in the same campaign and the first SDSU duo since J.R. Tolver and Kassim Osgood in 2002.

Season	Passing Efficiency	Passing YPG	Yds. Per Comp.	Passing TDs
2008 (previous staff)	111.0	239.3	10.59	16
2009 (Hoke, Borges & Co., year 1)	125.5	263.6	12.86	25
2010 (Hoke, Borges & Co., year 2)	144.7	297.0	15.77	26

► **TOTAL DEFENSE:** San Diego State ranks 44th nationally in scoring defense (22.75), 43rd in total defense (351.42), fifth in tackles for loss (7.58), 18th in third-down conversion defense (34.55) and 19th in yards allowed per play (4.78)... San Diego State has held two of its 11 opponents to seven points or fewer this season equalling the total times that occurred in the previous 60 games... In 48 quarters this year, only 10 times has SDSU allowed multiple scores... San Diego State's defensive numbers are a bit skewed due to the fact that the unit defended 267 plays in the Brigham Young, Air Force and TCU games (85 at Brigham Young, 92 vs. Air Force, 90 at TCU)... The defensive turnaround that occurred at San Diego State during the last two seasons is nothing short of remarkable (see numbers below)... It is especially impressive when one considers that the Aztecs have played without eight defensive players due to injury that would be in the starting lineup or seeing significant action (Nat Berhe, Brandon Davis, Dey Juan Hemmings, Romeo Horn, Jose Perez, B.J. Williams and Marcus Yarbrough)... The best indication of how well they have played is the No. 19 national ranking in yards allowed per play (4.78).

Season	Opp. PPG	Yards Per Game	Yards Per Play	30+ Pt. Gms.
2008 (previous staff)	37.2	460.8	6.2	8
2009 (Hoke, Long & Co., year 1)	30.5	382.0	5.4	6
2010 (Hoke, Long & Co., year 2)	22.8	351.4	4.8	3

► **DEFENSIVE RUSHING:** San Diego State is 50th nationally in rushing yards allowed (141.58) and 30th in yards per carry (3.61)... San Diego State had a streak of nine straight games without allowing a 100-yard rusher broken against Brigham Young... SDSU has allowed four, 100-yard rushers this season (in 2008, the year before head coach Brady Hoke and defensive coordinator Rocky Long arrived at SDSU, the Aztecs allowed nine 100-yard rushers)... Of the 1,699 rushing yards allowed by SDSU this season, 809 yards came in consecutive games against Brigham Young and Air Force, and later at No. 3 TCU... In the other eight games this season, the Aztecs have allowed 98.9 rushing yards per game.

Season	Opp. Rushing YPG	Rushing YPC	100-Yard Games	Rushing TDs
2008 (previous staff)	247.5	5.1	9	35
2009 (Hoke, Borges & Co., year 1)	165.5	3.9	2	23
2010 (Hoke, Borges & Co., year 2)	141.6	3.6	4	15

► **DEFENSIVE PASSING:** San Diego State is 17th in pass efficiency defense (112.29), fifth in opponent completion percentage (51.70), (trailing only TCU (48.01), Miami (Fla.) (49.50), Nebraska (49.60) and Virginia Tech (50.74)), and 16th in yards per attempt (6.11)... The Aztecs have held their opponents to a 50 percent or less completion percentage in seven of 12 games this season... SDSU had an interception in eight consecutive games broken against Utah on Nov. 21... The streak was the second-longest active streak

**SAN DIEGO STATE RANKINGS**

Category	Pct./No.	MWC	NCAA
Rushing Offense	151.50	5	63
Passing Offense	297.00	1	11
Total Offense	448.50	2	19
Scoring Offense	35.00	3	20
Rushing Defense	141.58	3	50
Pass Defense	209.83	5	50
Total Defense	351.42	4	43
Scoring Defense	22.75	5	44
Net Punting	36.73	4	54
Punt Returns	6.72	8	80
Kickoff Returns	19.71	9	101
Turnover Margin	-0.58	7	101
Fumbles Recovered	6	--	T-95
Passes Intercepted	9	--	T-83
Fumbles Lost	8	--	T-29
Passes Had Intercepted	14	--	T-80
Turnovers Gained	15	--	T-104
Turnovers Lost	22	--	T-63
Passing Efficiency	144.73	4	29
Passing Efficiency Defense	112.29	3	17
Fewest Penalties Per Game	6.17	--	T-67
Fewest Yards Penalized	54.50	--	69
Punt Return Yardage Def.	9.81	--	85
Kickoff Return Yardage Def.	26.06	--	112
Sacks	2.33	1	T-34
Tackles for Loss	7.58	1	5
Sacks Allowed	0.75	3	T-7
Tackles for Loss Allowed	3.58	3	T-4
3rd Down Conversion Pct.	45.1	4	30
4th Down Conversion Pct.	58.3	4	39
3rd Down Defense	34.6	2	18
4th Down Defense	45.4	4	36
Time of Possession	28:05	8	103
First Downs Per Game	19.75	--	T-60
Opp. First Downs Per Game	20.08	--	T-71
Field Goal Percentage	77.3	6	--
Red Zone Offense	83.0	7	T-52
Red Zone Defense	80.4	3	T-41
PAT Kicking	96.2	4	--

**INDIVIDUAL NATIONAL RANKINGS**

<b>Rushing</b>	14. Ronnie Hillman	108.67
<b>Passing Efficiency</b>	25. Ryan Lindley	146.06
<b>Total Offense</b>	14. Ryan Lindley	292.92
<b>Receptions Per Game</b>	T-36. DeMarco Sampson	5.42
	T-50. Vincent Brown	5.08
<b>Receiving Yards Per Game</b>	7. Vincent Brown	98.92
	9. DeMarco Sampson	97.92
<b>Punting</b>	7. Brian Stahovich	45.70
<b>Punt Returns</b>	50. Larry Parker	7.25
<b>Kickoff Returns</b>	T-89. Brandon Davis	22.27
<b>Field Goals</b>	T-19. Abel Perez	1.42
<b>Scoring</b>	T-31. Abel Perez	8.33
	T-77. Ronnie Hillman	7.00
<b>All-Purpose Running</b>	T-60. Ronnie Hillman	113.00
	99. Vincent Brown	98.92
	100. DeMarco Sampson	98.83
<b>Sacks</b>	T-16. Miles Burris	0.79
<b>Tackles for Loss</b>	9. Miles Burris	1.58



**SDSU POSTSEASON ACCOLADES**

**BRADY HOKE**

\* MWC Coach of the Year

**VINCENT BROWN**

\* All-MWC First Team  
\* Phil Steele All-MWC First Team

**MILES BURRIS**

\* All-MWC First Team  
\* Phil Steele All-MWC First Team

**GAVIN ESCOBAR**

\* *Sporting News* Freshman All-American First Team  
\* *Phil Steele* Freshman All-American Second Team  
\* *Rivals.com* Freshman All-American Second Team  
\* *CollegeFootballNews.com* Freshman All-American (Second Team)  
\* All-MWC Second Team  
\* Phil Steele All-MWC Second Team

**RONNIE HILLMAN**

\* *Phil Steele* Freshman All-American First Team  
\* *Rivals.com* Freshman All-American Second Team  
\* *CollegeFootballNews.com* Freshman All-American (Second Team)  
\* MWC Freshman of the Year  
\* All-MWC First Team  
\* *Phil Steele* All-MWC First Team

**TRASK IOSEFA**

\* All-MWC Second Team  
\* *Phil Steele* All-MWC Third Team

**ERNIE LAWSON**

\* All-MWC Honorable Mention  
\* *Phil Steele* All-MWC Third Team

**RYAN LINDLEY**

\* All-MWC Second Team  
\* *Phil Steele* All-MWC Second Team

**JEROME LONG**

\* *Phil Steele* All-MWC Third Team

**LEON MCFADDEN**

\* All-MWC First Team  
\* *Phil Steele* All-MWC First Team

**LARRY PARKER**

\* *Phil Steele* All-MWC Third Team

**ABEL PEREZ**

\* All-MWC Second Team

**JOSE PEREZ**

\* All-MWC Honorable Mention

**ANDREW PRESTON**

\* All-MWC Honorable Mention

**DEMARCO SAMPSON**

\* *SI.com* Honorable Mention All-American  
\* All-MWC First Team  
\* *Phil Steele* All-MWC First Team

**BRIAN STAHOVICH**

\* All-MWC First Team  
\* *Phil Steele* All-MWC First Team

nationally entering the game and marked SDSU's longest streak with an interception since a string of 11 straight contests from Dec. 2, 2006 until Nov. 17, 2007... San Diego State has allowed just 1,866 yards passing in the last nine games (207.3 yards per game)... Prior to the contest against Colorado State, the Aztecs had gone five consecutive games without allowing 200 passing yards for the first time since a five-game stretch from Sept. 13, 2008 until Oct. 18, 2008.

Season	Opp. Passing Efficiency	Passing YPG	Yds. Per Att.	Passing TDs
2008 (previous staff)	151.5	213.2	8.2	21
2009 (Hoke, Borges & Co., year 1)	129.2	216.5	7.5	15
2010 (Hoke, Borges & Co., year 2)	112.3	209.8	6.1	17

► **SPECIAL TEAMS:** San Diego State is fourth in the Mountain West Conference in kickoff coverage and has a league-best 28 kickoffs for touchbacks, courtesy of junior place-kicker Abel Perez... Senior punter Brian Stahovich continues to be one of the top punters in the country, leading the league with a 45.70 yards per punt average (seventh nationally)... Perez has made 17-of-22 field goal attempts on the season (last year the Aztecs were 10-for-17 in FGAs)... He has made eight straight and 10 of his last 11 field goal attempts, including a career-long 53-yarder against UNLV.

**INDIVIDUAL QUICK NOTES**



► **Ronnie Hillman**, who was named the MWC Freshman of the Year and selected as a first-team all-MWC pick, became just the third Aztec freshman to rush for 1,000 yards and became the first SDSU player in any class to break the century mark in a season since 2003. He is currently first in the MWC and 14th nationally (first among

the freshman class) in rushing yards per game at 108.67. He already has a 200-yard rushing game and five 150-yard rushing games and at least one rushing touchdown in nine of his 12 career outings. He has the most rushing yards by an Aztec player since Larry Ned posted 1,549 yards in 2001 and his 1,304 yards this season currently rank sixth on the school's all-time single-season chart. His season total ranks second in school history among freshmen, trailing only Marshall Faulk's 1991 debut of 1,429 yards. Hillman is also the MWC's all-time leading freshman rusher, passing Brigham Young's Harvey Unga's 2007 total of 1,227 yards against UNLV. His 228 rushing yards against Missouri were the most in the country that day and are tied for the 20th-highest total in the country this season. His 93-yard rush against Missouri is the third longest in the nation this season and his 75-yard scamper against the Tigers is the 42nd-longest rush.



► Senior **Vincent Brown** has five 100-yard games in his last nine outings and was recently named a first-team all-MWC selection. In his last nine games, Brown has 46 receptions for 1,032 yards and nine touchdowns. Through 12 games this season, he has 61 catches for 1,187 yards and nine touchdowns. He is currently seventh

nationally and first in the Mountain West in receiving yards per game, at 98.92. Brown has 22 career TD receptions and in the last eight games has caught scoring strikes of 90, 82, 65, 36, 35, 33, 11, 10 and 3 yards. He has 2,945 career receiving yards, which is third in school history and sixth among active FBS players. Brown has 12, 100-yard receiving games, which is second all-time at SDSU (J.R. Tolver - 13). Brown has caught five or more passes in nine of the 12 games this season and has at least three catches in all 12 contests. A big play receiver, Brown ranks fourth nationally in yards per reception at 19.46. He has six catches for 50 or more yards this season.



► Junior **Ryan Lindley** produced one of the most prolific passing days in San Diego State school history against No. 25 Utah, passing for a career-high 528 yards and a season-best four touchdowns. The 528 passing yards were the fourth most in school history and the highest total since 1991. He followed that up with four TD passes on just 30 attempts against UNLV. Lindley, who was named to the all-MWC second team, has 23 TD passes in his

last nine games and SDSU leads the country

**NCAA FBS RUSHING YDS/FR. CLASS**

Rk.	Name, School	YPG
1.	Ronnie Hillman, SDSU	108.67
2.	Marcus Lattimore, So. Carolina	99.83
3.	James White, Wisconsin	93.55
4.	Orleans Darkwa, Tulane	83.09
5.	Taylor Martinez, Nebraska	78.60

**MWC RUSHING YARDS/FRESHMAN**

Rk.	Name, School	Season	Yards
1.	Ronnie Hillman, SDSU	2010	1,304
2.	Harvey Unga, BYU	2007	1,227
3.	DonTrell, Moore, UNM	2002	1,134
4.	Lynell Hamilton, SDSU	2003	1,087
5.	Wynel Seldon, Wyo.	2005	871

**SDSU CAREER RECEIVING YARDS**

Rk.	Name	Yards	Need
1.	J.R. Tolver, 1999-02	3,572	627
2.	Darnay Scott, 1991-93	3,139	194
3.	Vincent Brown, 2007-10	2,945	-
4.	Will Blackwell, 1994-96	2,896	-
5.	Jeff Webb, 2001-05	2,890	-

**NCAA FBS YDS PER RECEPTION**

Rk.	Name, School	YPR
1.	Denarius Moore, Tennessee	21.21
2.	Kris Adams, UTEP	20.84
3.	Aldrick Robinson, SMU	20.42
4.	Vincent Brown, SDSU	19.46
5.	Darvin Adams, Auburn	18.94

*min. 700 receiving yards.*

**SDSU SEASON PASSING YARDS**

Rk.	Name	Yards	Need
1.	Todd Santos (1987)	3,932	378
2.	Dan McGwire (1990)	3,833	279
3.	Dan McGwire (1989)	3,651	97
4.	Ryan Lindley (2010)	3,554	-
5.	Dennis Shaw (1969)	3,394	-

in passing yards per completion (15.77). The junior has six, 300-yard passing games in 2010 and owns 12 for his career, which is tied for third with Billy Blanton in the SDSU record book, trailing only Todd Santos and Dan McGwire. He is one of five San Diego State quarterbacks with at least three, 400-yard passing games. Lindley has started 30 consecutive games, the most ever by an Aztec quarterback.



▶ A first-team all-MWC pick, senior **DeMarco Sampson** leads the MWC in receptions per game (5.42) and is second (to teammate Vincent Brown) in receiving yards per game (97.92, ninth nationally). Earlier this season, he had at least 100 yards receiving in three straight games (19th occasion in school history). He has 100 yards receiving six times this year and seven times in his career. At Wyoming, he caught seven passes for 175 yards and two touchdowns to pick up conference player-of-the-week honors. In his last six games, he has 38 catches for 713 yards and six touchdowns. He has caught at least one pass in 26 straight games (longest streak on the team) and has five receptions of 50 or more yards

this season.



▶ Junior place-kicker **Abel Perez** continues his impressive debut season on the Mesa. Perez recorded two touchbacks vs. UNLV, upping his season total to 28. That is 26 more than San Diego State had in all of 2009 and the most in the MWC this season. A second-team all-MWC selection, Perez is the main reason San Diego State is fourth in the MWC in kickoff coverage at 44.1 net yards. Last season, the Aztecs ranked seventh in the league at 38.4 net yards (5.7 yards less than this season). In addition, Perez has made 17 of his 22 field-goal attempts and is 14-for-15 this season on attempts of 36 yards or less. He kicked a career-long 53-yard field goal against UNLV.



▶ Senior Aztec backer **Andrew Preston** may be playing the best football of his career. In a five-game stretch earlier this year, he posted 10 tackles against Air Force and recorded seven stops against New Mexico. He then picked off his first career pass at Wyoming and had six tackles (two for a loss) and intercepted a pass for the second straight week vs. Colorado State, before posting a season-high 12 tackles at TCU. Preston's two interceptions have been returned for a total of 51 yards. He is second on the team with 68 tackles this season and now has 268 stops in his career. Preston was named to the all-MWC team as an honorable mention pick.



▶ Junior linebacker **Miles Burris**, a first-team all-MWC honoree, earned MWC defensive player of the week honors earlier this season after recording a career-high 10 tackles, four tackles for loss, two sacks and two forced fumbles against Colorado State. The junior leads the team with 74 stops this season, and leads the MWC in sacks (9.5) (T-16th in nation) and tackles for loss (19.0) (ninth in nation), and is tied for second

in fumbles forced (0.33/g) (T-5th in nation).



▶ Senior cornerback **Jose Perez** has nine PBUs in the last five games in which he has played. He is second on the team with 10 PBUs on the season. The senior now has at least one PBU in six of the last eight games and is a major reason why the Aztec defense is 17th nationally in pass efficiency defense. Perez was selected to the all-MWC team as an honorable-mention pick.

▶ A first-team all-MWC honoree, sophomore **Leon McFadden** continues to excel. In addition to leading the league (and ranking in a tie for 10th in the nation) with 14 PBUs, the sophomore has a pair of interceptions

and is third on the team with 54 tackles.



▶ Junior punter **Brian Stahovich** leads the Mountain West Conference and ranks seventh nationally in punt average at 45.7 yards. The 45.7 average is close to the single-season school record, currently held by Noel Prefontaine (46.54, 1996). Of his 50 punts, 16 have traveled at least 50 yards and 15 have been downed inside the opponent's 20-yard-line. He has six punts this

season that have netted at least 50 yards and has 42 career punts that have traveled 50 or more yards. At Wyoming, he broke the school record and posted the longest punt in FBS play this season, with an 89-yarder that was not returned and downed at the Wyoming five-yard line. He earned MWC special teams player of the week honors for the school-record performance and last month was chosen as a first-team all-MWC pick.

**SDSU PRESEASON ACCOLADES**

**NATIONAL RANKINGS**

- No. 77 - *Yahoo! Sports*
- No. 79 - *Lindy's*
- No. 86 - *Athlon Sports*
- No. 91 - *Sporting News*
- No. 91 - *The Kickoff College Football 2010*

**CONFERENCE RANKINGS**

- No. 5 - *Lindy's*
- No. 5 - *Phil Steele's College Football Preview*
- No. 6 - *Blue Ribbon College Football Yearbook*
- No. 6 - *Athlon Sports*
- No. 6 - *Yahoo! Sports*
- No. 6 - *The Kickoff College Football 2010*
- No. 8 - *Sporting News College Football*

**VINCENT BROWN**

- \* Biletnikoff Award Watch List
- \* HM All-American - *College Fball Insiders*
- \* Preseason all-Mountain West Conference first team - *Athlon Sports, Blue Ribbon, Lindy's, MWC, Phil Steele Magazine, Sporting News, Yahoo! Sports*
- \* Sixth-best wide receiver in the country - *Lindy's*
- \* 10th-best WR - *Phil Steele's College Fball Preview*
- \* "Most Dangerous Deep Threat" in the MWC - *Lindy's*

**MILES BURRIS**

- \* Preseason all-Mountain West Conference second team - *Phil Steele Magazine*
- \* 40th-best ILB - *Phil Steele's College Fball Preview*

**TRASK IOSEFA**

- \* Rimington Trophy Watch List
- \* Preseason all-MWC second team - *Lindy's*
- \* Preseason all-MWC third team - *Phil Steele Magazine*
- \* 28th-best center - *Phil Steele's Coll. Fball Preview*

**ERNIE LAWSON**

- \* Preseason all-MWC fourth team - *Phil Steele Magazine*

**RYAN LINDLEY**

- \* Preseason all-Mountain West Conference second team - *Phil Steele Magazine*
- \* Mountain West Offensive Player of the Year - *Lindy's*
- \* "Best Passing Quarterback" in the MWC - *Sporting News*
- \* "Strongest Arm" in the MWC - *Lindy's*
- \* 38th-best QB - *Phil Steele's College Fball Preview*

**ANDREW PRESTON**

- \* Preseason all-MWC third team - *Phil Steele Magazine*

**DEMARCO SAMPSON**

- \* Preseason all-Mountain West Conference second team - *Phil Steele Magazine*
- \* "Best Hands" in the MWC - *Lindy's*
- \* 62nd-best WR - *Phil Steele's College Fball Preview*

**BRIAN STAHOVICH**

- \* Preseason all-Mountain West Conference first team - *Athlon Sports, Blue Ribbon, Lindy's, MWC Phil Steele Magazine, Sporting News*

**ALSTON UMUOLO**

- \* John Mackey Award Watch List
- \* Preseason all-Mountain West Conference first team - *Athlon Sports, MWC, Phil Steele Magazine*
- \* Preseason all-MWC second team - *Lindy's*
- \* 15th-best TE - *Phil Steele's College Fball Preview*

**B.J. WILLIAMS**

- \* Preseason all-MWC third team - *Phil Steele Magazine*

**BURRIS MWC/NATIONAL RANKINGS**

Stat	No. (Avg.)	MWC	Nation
TFL	19.0 (1.58/g)	1st	9th
Fum. Forced	4 (0.33/g)	T-2nd	T-5th
Sacks	9.5 (T-16th)	1st	T-16th

**SDSU SEASON PUNTING AVERAGE**

Rk.	Name (Year)	YPP
1.	Noel Prefontaine (1996)	46.54
2.	<b>Brian Stahovich (2010)</b>	<b>45.70</b>
3.	Mike Saxon (1983)	45.47
4.	Michael Hughes (2005)	44.82
5.	Michael Hughes (2007)	43.93

**SDSU SITUATIONAL RECORD**

Category	2010	Hoke Era
Overall Record .....	8-4	12-12
Scoring - first to score .....	5-2	6-3
Leading - after 1 qtr.....	5-2	6-5
Leading - at halftime .....	8-1	11-3
Leading - after 3 qtr.....	8-1	10-3

**OFFENSE**

Scoring - 30 or more pts.....	6-2	9-2
Scoring - 24 or more pts.....	8-3	11-6
Total Offense - 500+ yds .....	4-1	5-1
Total Offense - 400+ yds .....	6-2	8-3
Passing - 300+ yds .....	5-1	6-3
Rushing - 200+ yds.....	5-2	5-2
First Downs - 20+ .....	5-1	7-4
3rd Down Conv. - 50 pct.+ .....	3-1	5-3
Turnovers - 2 or fewer.....	7-3	11-8
Field Position - 30 or better.....	8-0	10-1
Field Position - 25 or better.....	8-2	12-6
Play Call - 50 pct.+ rushing .....	7-0	9-1

**DEFENSE**

Allowing 24 pts. or less .....	6-1	9-1
Allowing 17 points or less .....	3-0	4-0
Total Offense - <=300 yds. ....	4-0	6-1
Passing - <= 150 yds.....	2-1	3-2
Rushing - <= 100 yds.....	3-1	4-1
First Downs - <= 15 .....	3-0	4-1
3rd Down Conv. - <= 33 pct. ....	5-2	7-2
Turnovers - forced 3 or more.....	0-1	2-2
Field Position - <=25 .....	2-0	3-0
Field Position - <=20 .....	0-0	0-0
Defense Scores Points .....	0-1	2-2

**COMPARISON**

SDSU more Rushing Yards .....	6-1	8-1
SDSU more Return Yards.....	3-1	3-3
SDSU fewer Turnovers .....	1-2	4-2
SDSU more Time of Poss. ....	4-1	6-1
SDSU more 1st D. and ToP .....	4-0	6-0
SDSU better Avg. Field Pos.....	7-1	10-1
SDSU adv. in TO and AFP.....	1-1	3-1
SDSU Special Teams Score .....	0-0	0-0

**INDIVIDUAL**

Rusher - 100+ Yards.....	4-1	6-3
Passer - 300+ Yards .....	5-1	6-2
Receiver - 100+ Yards .....	6-3	8-8
100+ Rusher, 300+ Passer.....	3-0	3-1

**SAN DIEGO STATE-NAVY THE SERIES**

► Saturday's game marks just the third meeting between San Diego State and Navy, with the Aztecs claiming the previous two meetings at Jack Murphy Stadium (since renamed Qualcomm Stadium).

► The Aztecs won, 56-14, on Sept 3, 1994, and claimed a 45-31 decision on Sept. 5, 1997.

► The teams are scheduled to play a home-in-home series beginning in 2014. San Diego State will travel to the Annapolis, Md., for the first time to play at Navy on Nov. 15, 2014. The Midshipmen are scheduled to return that game on Nov. 7, 2015, when the teams are scheduled to meet at Qualcomm Stadium.

► Brady Hoke owns a career 2-0 mark against Navy and is 1-0 against current Midshipmen coach Ken Niumatalolo. Hoke crossed paths with the Academy in his final two seasons at Ball State, sweeping a home-and-home series with the Midshipmen. The Cardinals won 34-31 at Navy on Sept. 15, 2007, and at home, 35-23, on Sept. 5, 2008.

► **SERIES TIDBITS:** Ted Tollner was the San Diego State head coach for both of the previous meetings... The 1994 season opener was Tollner's first game as the San Diego State head coach... The Aztecs did not trail in either win over Navy... Navy has rushed for 284 yards in their two meetings with San Diego State, including 20 yards on 28 carries in 1994... San Diego State enjoyed big passing days in both of the previous encounters with the Midshipmen... In the 1994 game, SDSU was 26-of-32 for 317 yards, five touchdowns and no interceptions, while in 1997 the Aztecs were 16-of-20 for 371 yards, four touchdowns and one interception... Kevin McKechnie was the starter in the 1997 meeting and his single-game pass efficiency rating of 291.82 is the school record in that category... Tim Gutierrez produced a 220.13 passing efficiency rating in the 1994 game, which is the 10th-highest rated game in school history.

**THE SERIES**

<b>San Diego State leads, 2-0</b>		
<b>Home: 2-0, Away: 0-0</b>		
<b>Qualcomm /Jack Murphy/SD: 2-0</b>		
<b>MWC Era: 0-0, WAC Era: 0-0</b>		
<b>Longest SDSU Win Streak: 2 (1994-Current)</b>		
<b>Longest Navy Win Streak: N/A</b>		
<b>Date</b>	<b>Location (Opp. NR)</b>	<b>Score</b>
<b>Western Athletic Conference Era</b>		
S.3.94	H-Jack Murphy Stadium	W 56-14
S.5.97	H-Jack Murphy Stadium	W 45-31

**AZTEC-MIDSHIPMEN CONNECTIONS**

► Navy head coach Ken Niumatalolo has faced San Diego State six times in his coaching career. He was an assistant coach with Hawai'i (1992-94) and UNLV (1999-2001). In those six seasons, Niumatalolo's teams went 2-4 against the Aztecs.

► SDSU offensive coordinator Al Borges and Navy defensive coordinator Buddy Green both share ties to the University of Auburn. Green was an assistant coach at Auburn in 1984-85, while Borges was their offensive coordinator from 2004-07.

► SDSU linebackers coach Mark Smith and Navy offensive coordinator Irvin Jasper worked together while at Indiana State. Jasper was the team's offensive coordinator in 1998 while Smith presided over the defensive line, special teams and inside linebackers.

► SDSU head coach Brady Hoke and Navy defensive line coach Justin Davis have both worked at Toledo. Hoke coached outside linebackers in 1987-88, while Davis served as a graduate assistant in 2005-06.

► SDSU wide receivers coach LeCharls McDaniel coached the secondary and special teams unit at Cal Poly in 1992. Navy slot back coach Joe DuPaix was an assistant there from 2001-03, and offensive coordinator from 2004-07.

► Navy inside linebackers coach and special teams coordinator Steve Johns has several ties to San Diego. He coached against the Aztecs while on UNLV's staff from 1999-2004, served as an assistant coach at the University of San Diego in 1996 and worked as defensive coordinator at Grossmont College from 2006-07.

**► HIGH SCHOOL CONNECTIONS**

San Diego State	Hometown (High School)	Navy
Brian Stahovich, Jr, P	Chula Vista, Calif. (Cathedral Catholic HS)	Hal Hunter, Jr, LB
		Dylon Porlas, Jr, LB
Mike Matamua, Jr., OL	Kapolei, Hawaii (Kapolei HS)	Aaron Santiago, Jr., RB

**SAN DIEGO STATE-NAVY: RECENT MEETINGS**

**► LAST MEETING:**

**Sept. 5, 1997 | San Diego State 45, Navy 31 | Jack Murphy Field | San Diego, Calif.**

SAN DIEGO – San Diego State used four touchdowns from quarterback Kevin McKechnie to defeat the Navy Midshipmen in a shootout, 45-31, at Qualcomm Stadium. It was the fifth consecutive season-opening win for the Aztecs, and their seventh straight home win in the process.

After a missed Navy field goal on the game's opening drive, the teams traded punts until the Aztecs got on the board with just 22 seconds left in the first quarter. Quarterback Kevin McKechnie hooked up with Az Hakim for a 40-yard score.

Navy responded on its very next possession, deliberately marching 76 yards in 10 plays before Tim Cannada finished off the drive with a 9-yard touchdown run.

Hakim showed his versatility on the ensuing kickoff, returning it 85 yards for a touchdown. At the time, it was SDSU's first kickoff return for a touchdown in 14 years, when Jim Sandusky scored on a 97-yard return on Nov. 19, 1983.

Navy was unfazed by the momentum change, however, as it grinded out another methodical scoring



## SAN DIEGO STATE-NAVY

Sept. 5, 1997 | Jack Murphy Stadium | San Diego, Calif.  
Attendance: 21,176 | 88 degrees, 8 mph SW, clear skies

	1	2	3	4	-	Total
Navy	0	14	14	3	-	31
San Diego State	7	14	10	14	-	45

### Scoring Summary

- SDSU** - Hakim 40-yd pass from McKechnie (Tandberg kick) - (0:22, 1st)
- Navy** - Cannada 9-yd run (Vanderhorst kick) - (10:48, 2nd)
- SDSU** - Hakim 85-yd kickoff return (Tandberg kick) - (10:31, 2nd)
- Navy** - Hardin 1-yd run (Vanderhorst kick) - (3:57, 2nd)
- SDSU** - McKechnie 4-yard run (Tandberg kick) - (0:40, 2nd)
- SDSU** - Tandberg 32-yard field goal - (9:49, 3rd)
- Navy** - McCoy 57-yard run (Vanderhorst kick) - (9:25, 3rd)
- SDSU** - Gouridine 18-yd pass from McKechnie (Tandberg kick) - (7:29, 3rd)
- Navy** - Cannada 1-yd run (Vanderhorst kick) - (4:54, 3rd)
- Navy** - Vanderhorst 33-yd field goal - (14:16, 4th)
- SDSU** - T. Johnson 78-yd pass from McKechnie (Tandberg kick) - (12:17, 4th)
- SDSU** - Hakim 47-yd pass from McKechnie (Tandberg kick) - (6:29, 4th)

### Team Stats

	Navy	San Diego State
First Downs	19	14
Rushes-Yards	56-264	31-84
Passing Yards	109	371
C-A-I	7-14-1	16-20-1
Total Offense	373	455
Fumbles-Lost	1-0	3-2
Penalties-Yards	3-31	9-70
Possession Time	36:04	23:56
Turnovers	1	3

### INDIVIDUAL STATS

**Rushing (Att.-Yards-TDs):** Navy: McCoy 27-121-1; Cannada 11-39-2; Harden 10-33-1; Metcalf 3-33; Alota 1-22; McGrew 2-10; Wolf 1-4; Dingle 1-2. SDSU: J. Lewis 11-44; Watson 14-40; McKechnie 6-15-1.

**Passing (Att.-Comp.-Int., Yards, TDs):** Navy: McCoy 7-14-1, 109, 0. SDSU: McKechnie 16-20-1, 371, 4.

**Receiving (No.-Yards-TDs):** Navy: Mill 3-29-0; Wolf 2-62-0; McGrew 1-9-0; Metcalf 1-9-0. SDSU: Hakim 6-172-2; T. Johnson 6-163-1; Flick 3-18-0; Gouridine 1-18-1.

drive of 12 plays and 76 yards. A goal line stand by SDSU was nullified by a facemask penalty on fourth down, resulting in a Navy touchdown on the very next play.

San Diego State capped off the half with a scoring drive of their own to go up 21-14 heading into the locker room. After a 32-yard field goal by Nate Tandberg to open the third quarter, the Aztecs led the Midshipmen, 24-14.

Navy refused to go down quietly, scoring in just two plays. A quarterback keeper by Chris McCoy went for 57 yards and a touchdown to bring Navy back to within a field goal.

The two teams traded quick scoring drives and San Diego State led just 31-28 heading into the fourth quarter, a far cry from the 49-7 advantage it held through three quarters in the 1994 meeting.

A 33-yard field goal early in the fourth quarter tied the game at 31, but San Diego State again showed their superiority in the passing game. McKechnie found Taj Johnson for a 78-yard TD strike to give the Aztecs the lead. Following a short Navy punt, SDSU struck again, as McKechnie hit Hakim for his third touchdown of the game.

With Navy suddenly trailing by two touchdowns, it was forced to go to the air, as McCoy made his first mistake of the game and got picked off by Eric Lewis at the SDSU 23-yard line to preserve the Aztec win.

Hakim and Johnson finished with 172 and 163 receiving yards, respectively. For Hakim, his performance moved him into sixth place all-time on the all-time receiving list with 2,199 yards. It would be the last time SDSU would have two players with more than 100 yards in the same outing until Kassim Osgood and J.R. Tolver combined for 454 yards against Arizona State on Sept. 14, 2002.

### ► PREVIOUS/OTHER MEETING:

**Sept. 3, 1994 | San Diego State 56, Navy 14 | Jack Murphy Field | San Diego, Calif.**

**SAN DIEGO** - Behind more than 500 total yards on offense, Ted Tollner got his San Diego State coaching tenure off to a perfect start with a 56-14 win over Navy in front of 25,248 at Jack Murphy Stadium.

The Aztecs got on the board early and never looked back. A 2-yard touchdown run from Wayne Pittman capped a four-play, 46-yard drive and was the first of six San Diego State touchdowns in the first half.

San Diego State also got big contributions from its special teams unit. Ray Peterson returned a Navy punt 70 yards for a touchdown to double SDSU's advantage less than 10 minutes into the first quarter.

Quarterback Matt Gutierrez got in on the act in the second quarter, throwing four touchdown passes to three different receivers. After tossing two touchdowns to Will Blackwell and one to Peterson, Gutierrez found DeAndre Maxwell for a 43-yard touchdown at the stroke of halftime.

The Aztecs kept it going in the second half by taking their opening drive 87 yards on nine plays. Pittman's second touchdown dash of the game made it 49-0, SDSU. Navy, however, finally got on the board late in the third quarter when Jim Kubiak found Hickman for a 15-yard touchdown to cap a 14-play, 70-yard drive.

With the game well in hand, the Aztecs handed the reigns over to sophomore quarterback Billy Blanton, who wasted no time in finding Curt Collins for a 37-yard strike. Navy responded with a late touchdown pass to bring the final score to 56-14.

The 56 points marked San Diego State's largest offensive output since the Sept. 14, 1991 match-up against Pacific. That game was highlighted by Marshall Faulk's record-breaking performance of 386 rushing yards and seven touchdowns.

With the win, the Aztecs claimed their fourth consecutive season-opening game, dating back to their loss at Oregon to begin the 1990 season.

The Aztecs more than doubled the Midshipmen's offensive output, 503-232. The balanced attack was led by Gutierrez, who completed 21 of 25 passes for 248 yards and four touchdowns. The Aztecs were also efficient on the ground, racking up 186 yards, led by Wayne Pittman's 86.

Ten different Aztecs caught a pass, including Will Blackwell, who had six grabs, and Maxwell, who

## SDSU SEASON RECORD BOOK

### RUSHING YARDS, FRESHMAN SEASON

Pl.	Player, Season	Yards
1.	Marshall Faulk, 1991	1,429
2.	Ronnie Hillman, 2010	1,304
3.	Lynell Hamilton, 2004	1,087
4.	Darrin Wagner, 1989	787
5.	Atiyah Henderson, 2006	764

## HILLMAN GAME-BY-GAME

### 2010 SEASON

Opponent	Att.	Yds.	TD
Nicholls State	15	65	1
at New Mexico State	22	150	4
at Missouri	23	228	2
Utah State	23	89	1
at Brigham Young	11	62	0
Air Force	24	191	2
at New Mexico	18	64	1
at Wyoming	21	44	0
Colorado State	31	151	1
at TCU	13	54	0
Utah	14	54	1
UNLV	19	152	1

### 2010 SEASON

Opponent	FD/TD	5+	10+	20+
Nicholls State	6	5	2	0
at New Mexico State	8	10	3	2
at Missouri	3	8	3	2
Utah State	6	7	4	0
at Brigham Young	3	3	2	1
Air Force	7	8	3	3
at New Mexico	2	6	2	0
at Wyoming	1	3	0	0
Colorado State	7	13	4	2
at TCU	1	2	1	1
Utah	2	5	1	0
UNLV	7	16	8	0

**SDSU CAREER RECORD BOOK**

**PASSING YARDS**

Pl. Player, Seasons	Yards
1. Todd Santos, 1984-85-86-87	11,425
2. <b>Ryan Lindley, 2008-09-10</b>	<b>9,261</b>
3. Billy Blanton, 1993-94-95-96	8,165
4. Kevin O'Connell, 2004-05-06-07	7,689
5. Dan McGwire, 1989-90	7,484

**ATTEMPTS**

Pl. Player, Seasons	Att.
1. Todd Santos, 1984-85-86-87	1,484
2. <b>Ryan Lindley, 2008-09-10</b>	<b>1,262</b>
3. Kevin O'Connell, 2004-05-06-07	1,151
4. Billy Blanton, 1993-94-95-96	920
5. Dan McGwire, 1989-90	889

**COMPLETIONS**

Pl. Player, Seasons	Comp.
1. Todd Santos, 1984-85-86-87	910
2. <b>Ryan Lindley, 2008-09-10</b>	<b>706</b>
3. Kevin O'Connell, 2004-05-06-07	664
4. Billy Blanton, 1993-94-95-96	588
5. Dan McGwire, 1989-90	528

**PASSING TDs**

Pl. Player, Seasons	TDs
1. Todd Santos, 1984-85-86-87	70
2. Billy Blanton, 1993-94-95-96	67
3. <b>Ryan Lindley, 2008-09-10</b>	<b>65</b>
4. Dennis Shaw, 1968-69	58
5. Kevin O'Connell, 2004-05-06-07	46
6. David Lowery, 1991-92-93	44
Brian Sipe, 1969-70-71	44
8. Dan McGwire, 1989-90	43
9. Don Horn, 1965-66	39
10. Tim Gutierrez, 1992-93-94	36
Mark Halda, 1977-78-79-80	36

**TOTAL OFFENSE**

Pl. Player, Seasons	Total Off.
1. Todd Santos, 1984-85-86-87	10,513
2. <b>Ryan Lindley, 2008-09-10</b>	<b>9,029</b>
3. Kevin O'Connell, 2004-05-06-07	9,001
4. Billy Blanton, 1993-94-95-96	8,014
5. Dan McGwire, 1989-90	7,087
6. David Lowery, 1989-91-92-93	5,930
7. Brian Sipe, 1969-70-71	5,374
8. Dennis Shaw, 1968-69	5,371
9. Adam Hall, 2001-02-03	5,007
10. Matt Kofler, 1980-81	4,691

**CAREER QB STARTS**

Pl. Player, Seasons	Starts
1. Todd Santos, 1984-85-86-87	45
2. <b>Ryan Lindley, 2008-09-10</b>	<b>35</b>
3. Kevin O'Connell, 2004-05-06	33
4. Billy Blanton, 1993-94-95-96	28
5. David Lowery, 1991-92-93	24

**CONSECUTIVE QB STARTS**

Pl. Player, Streak	Starts
1. <b>Ryan Lindley, Oct. 18, 2008-Present</b>	<b>30</b>
2. Billy Blanton, Oct. 15, 1994-Nov. 28, 1996	28
3. Dan McGwire, Sept. 2, 1989-Dec. 1, 1990	23
4. David Lowery, Oct. 5, 1991-Sept. 18, 1993	22
Brian Sipe, Sept. 12, 1970-Dec. 4, 1971	22



**SAN DIEGO STATE-NAVY**

Sept. 3, 1994 | Jack Murphy Stadium | San Diego, Calif.  
Attendance: 25,248

	1	2	3	4	-	Total
Navy	0	0	7	7	-	14
San Diego State	14	28	7	7	-	56

**Scoring Summary**

- SDSU** - Pittman 2-yd run (Holt kick) - (12:48, 1st)
- SDSU** - Peterson 70-yd punt return (Holt kick) - (5:03, 1st)
- SDSU** - Blackwell 9-yd pass from Gutierrez (Holt kick) - (14:54, 2nd)
- SDSU** - Peterson 15-yd pass from Gutierrez (Holt kick) - (12:11, 2nd)
- SDSU** - Blackwell 7-yd pass from Gutierrez (Holt kick) - (7:22, 2nd)
- SDSU** - Maxwell 43-yd pass from Gutierrez (Holt kick) - (0:00, 2nd)
- SDSU** - Pittman 2-yd run (Holt kick) - (11:43, 3rd)
- Navy** - Hickman 15-yd pass from Kubiak (Bucchianeri kick) - (1:08, 3rd)
- SDSU** - Collins 37-yd pass from Blanton (George kick) - (12:24, 4th)
- Navy** - Dixon 8-yd pass from Kubiak (Bucchianeri kick) - (0:27, 4th)

**Team Stats**

	Navy	San Diego State
First Downs	11	26
Rushes-Yards	28-20	44-186
Passing Yards	212	317
C-A-I	18-39-3	26-32-0
Total Offense	232	503
Fumbles-Lost	2-1	2-0
Penalties-Yards	4-38	10-73
Possession Time	28:27	31:33
Turnovers	4	0

**INDIVIDUAL STATS**

- Rushing (Atts.-Yards-TDs): Navy:** Nelson 16-61; Williams 4-3; Scornavacchi 1-(-8); Kubiak 7 (-30). **SDSU:** Pittman 13-86-2; Edwards 12-43; Brady 4-20, Peterson 3-16, Overby 7-12, Blanton 1-7, Hawkins 1-6, Maxwell 1-5, McKechnie 1-(-3), Gutierrez 1- (-6)
- Passing (Att.-Comp.-Int., Yards, TDs): Navy:** Kubiak 18-39-3, 212, 2. **SDSU:** Gutierrez 21-25-0, 248, 4; Blanton 5-6-0, 69, 1; McKechnie 0-1-0, 0, 0.
- Receiving (No.-Yards-TDs): Navy:** Dixon 6-54-1; Emery 5-90; Jefferson 3-16; Williams 2-20; Mill 1-17; Hickman 1-15-1. **SDSU:** Blackwell 6-90-2; Maxwell 5-96-1; Collins 3-62-1; Shearer 3-24; Hawkins 2-19; Ziegler 2-15; Pittman 2-15; Peterson 1-15-1; Edwards 1-10; Overby 1-1.

San Diego State went to the air on its last two possessions of the half and UNLV had no answer. Lindley completed seven straight passes on consecutive touchdown drives to put the Aztecs up, 31-7. Senior DeMarco Sampson was the main beneficiary, hauling in four passes for 106 yards and two touchdowns on the two drives alone.

SDSU carried its offensive momentum into the second half, driving 69 yards on its opening possession, setting up another touchdown by another senior. Wide receiver Vincent Brown did the honors this time as he hauled in his ninth touchdown of the season.

After a fourth down sack by Jacob Tauanuu, the Aztecs again drove into UNLV territory, this time settling for a career-long 53-yard field goal from Perez.

A Hillman 10-yard touchdown run increased SDSU's lead to 48-7. With the game well in hand, the Aztecs consumed most of the fourth quarter on a deliberate 18-play (all runs), 57-yard drive that spanned more than 11 minutes.

Lindley completed 22-of-30 throws for 338 yards and four touchdowns, while Hillman broke the MWC record for most rushing yards by a freshman.

**POSTGAME NOTES - UNLV**

**TOP NOTES**

- San Diego State picked up its eighth win of the season, its most in 14 years (since it had eight in 1996) and matching its most in 33 years (since it had 10 in 1977).

tallied five.

San Diego State's defense forced five turnovers and Navy quarterback Jim Kubiak was sacked five times and intercepted three times by a swarming Aztec defense. SDSU held Navy to just 11 first downs and 5-for-19 effort on third downs.

Kubiak had 212 yards and completed 18 of 39 passes for the Midshipmen.

**LAST TIME OUT:  
SDSU 48, UNLV 14**

**SAN DIEGO** - Bowl-bound San Diego State scored on eight of its first nine possessions en route to a 48-14 win over UNLV at Qualcomm Stadium.

In their final regular season home game, the Aztecs sent their 17 seniors out in style by winning their eighth game of the season, the first time an SDSU team has accomplished the feat since 1996.

UNLV returned the opening kickoff 60 yards into Aztec territory, but a Miles Burriss sack on 4th-and-6 ended the drive. San Diego State wasted no time, marching 61 yards on just five plays. Quarterback Ryan Lindley connected with senior Brandon Sullivan on a 17-yard pass to give SDSU a quick 7-0 lead.

After UNLV missed a field goal, the Aztecs doubled their lead on a 1-yard touchdown plunge by Sullivan, his fourth multiple touchdown game in the last five weeks and sixth of his career.

The Rebels went three and out on their ensuing drive, and San Diego State increased its lead on a 42-yard field goal by Abel Perez. However, another big return by Marcus Sullivan set UNLV up at the SDSU 27-yard line. One play later, they were on the scoreboard after a 27-yard touchdown pass from Omar Clayton to Kyle Watkins.

An impressive goal line stand by the Rebels kept the Aztecs from scoring for the fourth consecutive possession, but they were unable to get anything going and were forced to punt with six minutes remaining in the half.



**SDSU-UNLV**

Nov. 27, 2010 | Qualcomm Stadium | San Diego, Calif.  
 Attendance: 22,091 | Weather: 55 degrees, calm winds, partly cloudy

	1	2	3	4	-	Total
UNLV	7	0	0	7	-	14
San Diego State	17	14	17	0	-	48

**Scoring Summary**

SDSU - Sullivan 17-yd pass from Lindley (A. Perez kick) - 5 plays, 61 yards, 1:38 (2:26, 1st)  
 SDSU - Sullivan 1-yd run (A. Perez kick) - 8 plays, 73 yards, 2:32 (5:30, 1st)  
 SDSU - A. Perez 42-yd FG - 8 plays, 33 yards, 3:03 (0:14, 1st)  
 UNLV - Watkins 27-yd pass from Clayton (Kohorst kick) - 1 play, 27 yards, 0:14 (0:00 1st)  
 SDSU - Sampson 41-yd pass from Lindley (A. Perez kick) - 7 plays, 80 yards, 3:16 (2:26, 2nd)  
 SDSU - Sampson 50-yd pass from Lindley (A. Perez kick) - 3 plays, 68 yards, 0:24 (1:12, 2nd)  
 SDSU - V. Brown 3-yd pass from Lindley (A. Perez kick) - 9 plays, 69 yards, 3:01 (11:59, 3rd)  
 SDSU - A. Perez 53-yd FG - 5 plays, 17 yards, 1:13 (7:07, 3rd)  
 SDSU - Hillman 10-yd run (B. Shields kick) - 7 plays, 60 yards, 3:39 (2:01, 3rd)  
 UNLV - Clausen 64-yd fumble recovery (Kohorst kick) - (1:07, 4th)

**Team Stats**

	UNLV	SDSU
First Downs	15	30
Rushes-Yards	28-67	51-250
Passing Yards	167	338
C-A-I	14-30-0	22-30-0
Total Offense	234	588
Fumbles-Lost	0-0	1-1
Penalties-Yards	3-31	7-50
Possession Time	23:41	36:19
Turnovers	0	3
Average Field Pos.	UNLV 27	SDSU 38

**INDIVIDUAL STATS**

**Rushing (Atts.-Yards-TDs):** UNLV: Cornett 16-61; Purvis 6-20; Randle 1-2; Trotter 1-2; Clayton 4(-14). SDSU: Hillman 19-152-1; Kazee 16-63; Brown 10-30; Sullivan 3-7-1; Young 1-1.  
**Passing (Att.-Comp.-Int., Yards, TDs):** UNLV: Clayton 28-13-0, 167, 1; Herring 2-1-0, 0, 0 SDSU: Lindley 30-22, 0, 338, 4.  
**Receiving (No.-Yards-TDs):** UNLV: Payne 5-91; Johnson 5-38; Watkins 2-27-1; Davis 1-7; Vidal 1-4. SDSU: Sampson 6-128-2; V. Brown 5-74-1; Escobar 4-42; Sullivan 3-61-1; Hillman 2-12; Sandifer 1-20; Quigley 1-1.

5 receiving) ... Sullivan has nine touchdowns (7 rushing, 2 receiving) in his past five games ... He has four games with two or more touchdowns this season and six for his career.

- **DeMarco Sampson, Senior WR:** Recorded his sixth 100-yard receiving game of the season (T-7th in SDSU history) and seventh of his career (T-13th in SDSU history) ... Has caught a pass in 26 consecutive outings ... Caught his seventh and eighth touchdowns of the season and 17th and 18th of his career ... The 18 career TD receptions is tied for ninth with J.R. Tolver (1999-00-01-02).

- **Vincent Brown, Senior WR:** Moved into third place on the school's all-time receiving yards list, passing Jeff Webb (2001-03-04-05) and Will Blackwell (1994-95-96) ... Moved past Will Blackwell (1994-95-96) and into third place on SDSU's all-time receiving yards list ... Had his 22nd career touchdown reception, which moved him into sole possession of fifth in school history.

- **Ronnie Hillman, Freshman RB:** Broke the MWC freshman single-season rushing record, which was held by Harvey Unga of Brigham Young (2007) ... Recorded his fifth 100-yard rushing game of the season, which is tied for the ninth-most by an Aztec in a single-season ... The five are also tied for the 14th-most by an SDSU player in a career ... All five have also been over 150 yards ... Became the seventh Aztec to break 1,200 rushing yards and the sixth to break 1,300 ... Scored his 14th rushing touchdown of the season, which is the eighth-most by an Aztec.

- **Miles Burris, Junior LB:** Now has 9.5 sacks this season ... His 9.5 sacks are tied for the seventh most in

► San Diego State's 34-point victory is tied for its largest margin of victory against a MWC opponent (Wyoming, Oct. 7, 2000 - W, 34-0).

► SDSU improved to 12-8 all-time against UNLV ... The Aztecs have won seven of the last eight meetings and four of the last five ... San Diego State is also 8-3 all-time against the Rebels in San Diego and have won the last five in the series at home ... SDSU's last four victories over the Rebels in San Diego have been by a combined 87 points.

► The 30 first downs were the most since recording 31 at Hawai'i on Dec. 3, 2005.

► With Brandon Sullivan's first-quarter TD, the Aztecs have scored a touchdown in 50 straight games.

► SDSU has scored 21 or more points in 13 straight outings. It is the team's longest such streak since a 14-game stretch from Nov. 25, 1989 to Sept. 14, 1991 ... SDSU has scored a touchdown in the second quarter of a game in 12 of the last 13 outings.

**PLAYER NOTES**

- **Ryan Lindley, Junior QB:** Posted his sixth 300-yard passing game of the season and 12th of his career (T-3rd all-time at SDSU with Billy Blanton) ... Passed Kevin O'Connell (2004-05-06-07) for second all-time in total offense at SDSU ... Tossed four touchdowns and now has 26 this season, which is tied with Todd Santos (1987) for fourth in Aztec single-season history ... Extended his school-record consecutive start streak to 30 games ... Lindley has 35 career starts overall in his three-year Aztec career, missing only one start against Air Force back on Oct. 11, 2008, due to injury ... Threw for 290 yards and three touchdowns in the first half, giving him 611 yards and six touchdowns in the first half of each of the past two games (321 yards, 3 TD's vs. Utah).

- **Brandon Sullivan, Senior FB:** Caught a 17-yard touchdown pass on SDSU's opening drive and later scored on a 1-yard run ... Sullivan now has 10 touchdowns this season (7 rushing, 3 receiving) and 19th for his career (14 rushing,

**SDSU CAREER RECORD BOOK**

**CAREER RECEPTIONS**

Pl. Player, Seasons	Rec.
1. J.R. Tolver, 1999-00-01-02	262
2. Jeff Webb, 2001-03-04-05	234
3. <b>Vincent Brown, 2007-08-09-10</b>	<b>201</b>
4. Will Blackwell, 1994-95-96	197
5. Monty Gilbreath, 1986-87-88-89	187
6. Tim Delaney, 1968-69-70	180
7. Damay Scott, 1991-92-93	178
8. Patrick Rowe, 1987-88-90-91	155
9. Gary Garrison, 1964-65	148
10. Az-Zahir Hakim, 1994-95-96-97	147
---	
- <b>DeMarco Sampson, 2005-08-09-10</b>	<b>144</b>

**RECEIVING YARDS**

Pl. Player, Seasons	Yards
1. J.R. Tolver, 1999-00-01-02	3,572
2. Damay Scott, 1991-92-93	3,139
3. <b>Vincent Brown, 2007-08-09-10</b>	<b>2,945</b>
4. Will Blackwell, 1994-95-96	2,896
5. Jeff Webb, 2001-03-04-05	2,890
6. Patrick Rowe, 1987-88-90-91	2,678
7. Az Hakim, 1994-95-96-97	2,622
8. Tim Delaney, 1968-69-70	2,535
9. Monty Gilbreath, 1986-87-88-89	2,241
10. <b>DeMarco Sampson, 2005-08-09-10</b>	<b>2,197</b>

**RECEIVING TOUCHDOWNS**

Pl. Player, Seasons	TDs
1. Tom Reynolds, 1969-70-71	31
2. Gary Garrison, 1964-65	26
3. Will Blackwell, 1994-95-96	25
Damay Scott, 1991-92-93	25
5. <b>Vincent Brown, 2007-08-09-10</b>	<b>22</b>
6. Az Hakim, 1994-95-96-97	21
7. Jeff Webb, 2001-03-05-05	20
Tim Delaney, 1968-69-70	20
9. <b>DeMarco Sampson, 2005-08-09-10</b>	<b>18</b>
J.R. Tolver, 1999-00-01-02	18

**PUNTING YARDS**

Pl. Player, Seasons	Yards
1. Wayne Ross, 1984-85-86-87	10,402
2. Michael Hughes, 2004-05-06-07	9,768
3. <b>Brian Stahovich, 2008-09-10</b>	<b>7,766</b>
4. Brian Simjanovski, 1999-00-01-02	7,627
5. Mike Jezulin, 1980-81	5,794
6. Don Copeland, 1997-98	5,318
7. Tim Thorn, 1972-73-74	5,157
8. Willie Buchanon, 1970-71	4,751
9. Noel Prefontaine, 1995-96	4,469
10. Joe Santos, 1988-89	4,287

**AZTECS IN THE NFL**

Player	Pos.	NFL Team
Russell Allen	LB	Jacksonville Jaguars
Antwan Applewhite	LB	San Diego Chargers
Brandyn Dombrowski	OT	San Diego Chargers*
Heath Farwell	LB	Minnesota Vikings
Freddy Keiaho	LB	Jacksonville Jaguars^
Lance Louis	G	Chicago Bears*
Matt McCoy	LB	Seattle Seahawks
Kirk Morrison	LB	Jacksonville Jaguars*
Kevin O'Connell	QB	New York Jets^
Kassim Osgood	WR	Jacksonville Jaguars
Chester Pitts	G	Seattle Seahawks
Chaz Schilens	WR	Oakland Raiders*
Brett Swain	WR	Green Bay Packers
Roberto Wallace	WR	Miami Dolphins

Practice Squad: Will Robinson (Redskins)

^= injured reserve, \*=currently listed as a starter on team depth-chart (via official team website)

**2010 HONORARY WARRIORS**

Name	Years at SDSU	Game
Marshall Faulk	1991-92-93	Nicholls State
Dennis Shaw	1968-69	Utah State
Leon Parma	1948-50	Air Force
La'Roi Glover	1992-93-94-95	Colorado State
K. Gbaja-Biamila	1996-97-98-99	Colorado State
Torran Nixon	1983-84	Utah

school single-season history and the most since Aztec Hall of Famer Kabeer Gbaja-Biamila had 12.0 in 1999 ... Added 3.5 tackles for a loss and now has 19.0 for the season, 1.0 away from cracking the single-season top-10 list.

- **Abel Perez, Junior K:** Hit a 53-yard field goal, his SDSU career long, tied for the third-longest in school history and the longest since Peter Holt also converted a 53-yarder in 1996 ... He has now made eight straight field goals.

**OTHER NOTES**

- SDSU scored on its opening drive for the third consecutive game and sixth time of the season.
- SDSU's 17 points are its most in the first quarter since it also scored 17 against Utah State on Sept. 25 ... The 17 points are the most in a first quarter of a MWC game since it also scored 17 against TCU on Nov. 24, 2007.
- SDSU's 31 first half points are its most since scoring 35 against Portland State on Sept. 22, 2007 (W, 52-17).
- SDSU scored at least 10 points in its first three quarters for the first time since Sept. 12, 2009, vs. Southern Utah (W, 35-19).

**PROGRESS AS PROMISED**

We are closing in on the end of the season and the remarkable progress San Diego State has shown under second-year coach Brady Hoke and his staff is quite evident when looking at the stats.

In addition to marching towards the program's first winning record since 1998, the Aztecs' progress in the NCAA stats is equally amazing.

The Aztecs' eight wins are their most in 14 years (since they had eight in 1996) and match the most in 33 years (since they had 10 in 1977). SDSU currently ranks among the national leaders in many statistical categories.

On this page is a comparison of the national rankings in major categories from the past three seasons - 2008 (the year prior to Brady Hoke), 2009 (the first year of Hoke and Co.) and this season.

This year, San Diego State ranks in the top 25 in four of the 17 main team statistics the NCAA keeps. By comparison, the Aztecs were ranked in the top 61 of just one category last season and in 2008, were in the bottom 20 in 11 of the 17 main categories.

**SDSU IN MAJOR NCAA STAT CATEGORIES**

Category	2008	2009	2010
Season Record	2-10	4-8	8-4
Rushing Offense	117	116	63
Passing Offense	42	30	11
Total Offense	99	86	19
Scoring Offense	104	85	20
Rushing Defense	118	85	50
Pass Efficiency Defense	112	62	17
Total Defense	113	74	43
Scoring Defense	113	98	44

*NCAA FBS Ranking in each category. Red indicates top 25 ranking in category.*

**WE HAVE LOCATED THE RUNNING GAME**

Brady Hoke and offensive coordinator Al Borges have pledged to have a balanced offensive attack since they arrived on campus. This year, Aztec fans have seen exactly what they meant.

After finishing 105th (2007), 117th (2008) and 116th (2009) in rushing offense the last three seasons, San Diego State has found its running game. Behind an offensive line that returned four starters from a year ago and spent the offseason living in the weight room, and a quartet of running backs, San Diego State has rushed for 1,818 yards and 26 touchdowns in its first 12 games of the season. The 1,818 yards are equal to SDSU's two-year total from 2008-09.

The Aztecs currently rank 63rd nationally in rushing, and the 26 rushing touchdowns are tied for 25th. San Diego State is averaging 4.57 yards per carry, which is the 42nd-highest average in the country.

San Diego State rushed for 200 or more yards in the first three games of the season, marking the first time the Aztecs cleared 200 yards rushing in three consecutive games since 1998.

Other notes on the ground game: San Diego State ranks 63rd nationally in rushing offense (151.50), T-25th in rushing touchdowns (26) and 42nd in rushing yards per carry (4.57)... San Diego State has already surpassed its team rushing total from the 2009 season (940) and 2008 season (878)... In fact, the 1,818 yards on the ground this year equal the total of the 2008 and 2009 seasons... With 26 rushing touchdowns in 12 games this season, the Aztecs have more rushing touchdowns than they did in the 30 games prior to this season (includes in every game from the 2008 and 2009 seasons) ... Last season, the Aztecs rushed for eight

**SDSU RUSHING**

Category	2007	2008	2009	2010
Games	12	12	12	12
Carries	359	284	328	398
Yards	1,247	878	940	1,818
Touchdowns	19	11	8	26
Yards Per Carry	3.5	3.1	2.9	4.6
Yards Per Game	103.9	73.2	78.3	151.5
National Rank. - Rushing	105	117	116	63

touchdowns in 12 games...Against Brigham Young, San Diego State's streak of consecutive games with at least 100 yards rushing was snapped at five games (it was the longest streak since Nov. 25, 2006 through Sept. 22, 2007) ... Freshman running back Ronnie Hillman became the first Aztec player to rush for 1,000 yards since Lynell Hamilton rushed for 1,087 in 2003 ... He also became just the third SDSU freshman to break 1,000 yards (Hamilton, 2003 and Marshall Faulk, 1991).

## MEET RONNIE HILLMAN



True freshman running back Ronnie Hillman has a 228-yard rushing game against then 25th-ranked Missouri, four 150-yard rushing games and three Mountain West Conference offensive player of the week honors in his first 12 games at the collegiate level.

Against Missouri, Hillman became the 17th player in school history to record a 200-yard rushing game. With five 100-yard efforts this year, he is now tied for 15th place in school history in that category.

Through 12 games, Hillman has carried 234 times for 1,304 yards, an average of 5.57 yards per carry. The freshman has 14 rushing touchdowns, 10 more than any Aztec player had in 2009.

Among his classmates nationally, Hillman is first in rushing yards per game (108.67) and rushing yards per carry (min. 100 yards per game) and tied for second in rushing touchdowns.

**at New Mexico State:** Had a game to remember against New Mexico State, carrying 22 times for 150 yards and four second-half touchdowns in just his second college game. He became the 71st player to record a 100-yard rushing game in Aztec history and it was just the 81st time in school history that a player rushed for 150 or more yards.

**at No. 25 Missouri:** Torched the defense of a top-25 team by rushing for 228 yards and two touchdowns on 23 carries. The 228 yards is tied for the 20th most in a NCAA game this season. Produced the third-longest rush by a player in an NCAA game this season with his 93-yard fourth-quarter touchdown. He also had a 75-yard touchdown run, which currently ranks as the 42nd longest rush in an NCAA game this season.

**vs. Air Force:** Posted his third 100-yard rushing game this season and third for 150 yards or more after finishing with 191 yards on the ground. He recorded his third rush this season of 65 or more yards on his second quarter TD. He also scored on a 44-yard scamper to seal the win. With his effort, he produced the second-most rushing yards by an Aztec freshman in his first six games, surpassing Lynell Hamilton (670 yards, 2004) and trailing Marshall Faulk (983 yards, 1991).

**vs. Colorado State:** Had his fourth 100-yard game of 2010 and fourth with 150 or more yards after rushing 31 times for 151 yards. His 31 carries were a career high. The 150 yards put him over 1,000 yards for the season as he became the third Aztec freshman to break the 1,000 plateau, joining Marshall Faulk (1,429 in 1991) and Lynell Hamilton (1,087 in 2003). Hillman became the first Aztec to break 1,000 yards in a season since Hamilton (2003) and the first ever to run over 1K in the first nine games of his freshman campaign. He scored his 12th rushing touchdown of the season.

**vs. UNLV:** Recorded his fifth 100-yard game of 2010 and fifth with 150 or more yards, rushing 19 times for 152 yards and a touchdown. The 152 yards put him at 1,304 for the season, the sixth-most ever by an Aztec, the second most by a freshman and the most by a frosh in MWC history. The touchdown was his 14th of the season, the most since Larry Ned's 15 in 2001 and the eighth most in SDSU single-season history.

### HILLMAN IN NCAA STATS

Category	No.	NCAA Rk.	NCAA Fr. Rk.
Rushing Yards Per Game	108.67	14th	1st
Rushing Touchdowns	14	T-16th	T-2nd
Rushing Yards Per Carry*	5.57	12th	1st
* - min. 100 yards per game.			

### NCAA Freshmen Class Leaders - Rushing Yards

Rk.	Name, School	Gm	Carries	Net	TDs	Avg.	Yards Per Game
1.	Ronnie Hillman, San Diego St.	12	234	1,304	14	5.57	108.67
2.	Marcus Lattimore, South Carolina	12	248	1,198	17	4.83	99.83
3.	James White, Wisconsin	11	148	1,029	14	6.95	93.55
4.	Orleans Darkwa, Tulane	11	184	925	11	5.03	84.09
5.	Taylor Martinez, Nebraska	12	148	942	12	6.36	78.50

## POLLING TIME

The San Diego State football team is receiving votes in the USA Today Coaches' poll for the seventh consecutive week. The Aztecs have three votes, which are the 31st-most in the nation, one more vote than their Poinsettia Bowl opponent Navy. SDSU had 11 votes the week before, but lost eight despite not playing a game.

In the Associated Press Top 25, San Diego State has six votes, good enough for 32nd in the nation (five votes less than Navy). The Aztecs gained a vote from the Nov. 28 poll, despite not playing a game, after not receiving a vote in the previous poll.

Four weeks ago, SDSU had its most substantial recognition of the season. The Aztecs received 33 more votes in the AP Top 25 (42 total) and 40 more votes in the USA Today Coaches' edition (44 total) than they did the previous week.

The Red and Black still haven't been ranked in 15 years, when it reached the No. 25 spot by the AP on Nov. 7, 1995. It was the sixth straight win for the Aztecs at the time, as they eventually finished with an 8-4 overall record.

SDSU is one of four Mountain West Conference schools to receive votes in either poll, joining No. 3/3 TCU, No. 20/19 Utah and Air Force (rv/--).

When the Aztecs debuted in the poll on Oct. 24, it marked the first time SDSU received a vote in either of the two major polls since getting one point in the USA Today poll on Sept. 12, 2004.

The AP poll is voted on by members of the media, while the USA Today poll is compiled by a board made up of current FBS head coaches.

## OWNING THE CLASS OF 2009

Prior to the 2009 season, 22 NCAA Football Bowl Subdivision schools hired new coaches, including the San Diego State hiring of Brady Hoke. Hoke and the Aztecs have been tough this year on other coaches hired prior to 2010, posting a 4-0 record against coaches in their second season with their current employer. The Aztecs have victories over DeWayne Walker of New Mexico State, Gary Andersen of Utah State, Mike Locksley of New Mexico and Dave Christensen of Wyoming.

By any barometer, the Brady Hoke hiring has been a good one, with San Diego State ending an 11-year bowl drought on Dec. 23. Taking a look at the 22 coaches that debuted at new schools prior to the 2009 campaign, we compared the school's two-year record prior to their arrival (2007-08) with their record at the school (2009-10) and then used baseball's games ahead/behind to come up with the difference.



Below is a look at the 12 coaches that own a positive number in the games ahead/games behind category.

### Class of 2009 Head Coaches - Top 12

Rk.	Name, School	Before (2007-08)		At School (2009-current)		GA/GB
		W	L	W	L	
1.	Steve Sarkisian, Washington	4	21	11	13	+7.5
2.	Paul Rhodes, Iowa State	5	19	12	13	+6.5
	Gene Chizik, Auburn	14	11	21	5	+6.5
4.	<b>Brady Hoke, San Diego St.</b>	<b>6</b>	<b>18</b>	<b>12</b>	<b>12</b>	<b>+6.0</b>
	Doug Marrone, Syracuse	5	19	11	13	+6.0
6.	Rich Ellerson, Army	6	18	11	13	+5.0
	Tim Beckman, Toledo	6	18	13	11	+5.0
8.	Chip Kelly, Oregon	19	7	22	3	+3.5
9.	Gary Andersen, Utah State	5	19	8	16	+3.0
	Bill Snyder, Kansas State	10	14	13	11	+3.0
11.	Mike Haywood, Miami (Ohio)	8	17	10	15	+2.0
12.	Dan Mullen, Mississippi State	12	13	13	11	+1.5
13.	Dave Christensen, Wyoming	9	15	10	15	+0.5

## HILLMAN NAMED FRESHMAN OF THE YEAR, HOKE COACH OF THE YEAR

San Diego State running back Ronnie Hillman has been named the Mountain West Conference Freshman of the Year, while Brady Hoke has earned MWC Coach-of-the-Year honors, the league office announced on Nov. 30. Six SDSU players were also tabbed to the all-conference first team, four were selected to the second team and another three were tabbed to the honorable mention squad.

Hoke is the first San Diego State head coach to pick up honors from the MWC in the 12-year history of the league and is the third Aztec head coach overall, joining Ted Tollner (1998) and Denny Stolz (1986), who were both selected when SDSU was a member of the Western Athletic Conference.

In just his second season, Hoke has led the Aztecs to an 8-4 overall record and a 5-3 mark in MWC play to tie for third place. SDSU has doubled its amount of wins from the 4-8 campaign in 2009, posted its most victories overall since the 1996 team also had eight and earned its first trip to a bowl game in 12 years. The Aztecs' five wins in MWC action are its most since the league began in 1999.

Hillman (La Habra, Calif.) becomes the second Aztec to be named the conference freshman of the year, joining another running back, Lynell Hamilton, who was honored in 2003. Hillman broke the MWC freshman single-season rushing record with his 1,304 yards on 234 carries to go with 14 touchdowns. He ranks first in the conference, 14th nationally and first among freshmen in the FBS in rushing yards per game (108.7) and is the only player in the league to average more than 100 yards on the ground. Hillman has five, 150-yard rushing performances in 2010, including a league-best 228 yards at then No. 25 Missouri in mid-September, and has garnered league player-of-the-week accolades on three occasions.

SDSU had six players earn first-team accolades, including Hillman, who was the only freshman selected, wide receivers Vincent Brown (Rancho Cucamonga, Calif.) and DeMarco Sampson (Chula Vista, Calif.), linebacker Miles Burris (Granite Bay, Calif.), cornerback Leon McFadden (Inglewood, Calif.) and punter Brian Stahovich (Solana Beach, Calif.). The six selections are the school's most in a single season in MWC history and most overall since also getting six picks in 1996 as a member of the Western Athletic Conference. The six honorees are the first Aztecs named to the Mountain West Conference first team in four years since defensive end Antwan Applewhite was tabbed in 2006.

Brown and Sampson become the third receiving duo from the same school in MWC history to earn first-team accolades in the same campaign, joining former Aztecs J.R. Tolver and Kassim Osgood (2002) and New Mexico's Travis Brown and Marcus Smith (2007). Burris is the third SDSU linebacker, McFadden is the second Aztec defensive back and Stahovich is the school's first punter to be named to the MWC's first team.

Brown leads Mountain West Conference and ranks ninth in the nation in receiving yards per game (98.9). He has 61 catches for 1,187 yards on the year and has a team-best nine receiving scores. Brown has five, 100-yard receiving performances in 2010, including four vs. MWC foes, and has found the end zone at least twice in a single outing in three contests. The 6-0 wideout is third in Aztec history in career receptions (201) and yardage (2,945) and fifth in touchdowns (22).

Sampson is currently No. 1 in the league in receptions per outing (5.4) and second behind Brown in receiving yards (97.9 ypg.). He posted his sixth 100-yard receiving game in the team's regular-season finale with UNLV and has seven on his career to tie for 13th in the SDSU record book. Sampson has averaged 15.3 yards per catch during his collegiate career and has 144 receptions, 2,197 receiving yards and 18 scores to his credit.

Burris ranks first in the MWC by a wide margin in both sacks (9.5) and tackles for loss (19.0), which are both career bests. The 6-3 linebacker has a team-high 74 tackles with 49 solo efforts and forced four fumbles, which ties for fourth in school single-season history. Burris has recorded a sack in five of his last six contests and was named the league's defensive player of the week on Nov. 8, after he had 10 stops, including four for a loss, two sacks and a pair of forced fumbles in a victory over Colorado State.

McFadden is tied for ninth nationally and led the MWC in passes defended with 12 PBUs and a pair of interceptions. He also had a career-high 54 tackles with seven behind the line of scrimmage for a loss of 40 yards. McFadden's 12 PBUs are tied for 10th in SDSU season history and are the most by an Aztec since 2005.

Stahovich led the conference the entire year in punting average and currently boasts a 45.7 average, which is eighth-best in the FBS in 2010, and would be an Aztec season record. The preseason all-MWC selection has 16 kicks for over 50 yards, dropped 15 inside the 20-yard line and has had 14 fair-caught. Stahovich was named the league's special teams player of the week following his career-long 89-yard boot at Wyoming, which is a school record and ranks No. 2 in conference history. He was a second-team all-league honoree in 2009.

Three of San Diego State's four second-team honorees were on the offensive side of the ball, led by junior quarterback Ryan Lindley (Alpine, Calif.). Lindley has thrown for 3,554 yards, which ranks sixth nationally, and 26 touchdowns to lead the country's 11th-best passing offense. The 6-4 signal-caller has three of the league's top five passing performances on the year, including a MWC season-best 528 yards against Utah, and six, 300-yard passing games overall. Lindley has thrown for 866 yards and eight touchdowns in the team's last two games alone and stands second in Aztec career history in passing yards (9,261), attempts (1,262), completions (706) and total offense (9,029).

Center Trask Iosefa (Ewa Beach, Hawaii) joins Lindley on the second-team squad after starting all 48 games over the last four campaigns. A two-time member of the Rimington Award Watch List, Iosefa has been the anchor in the Aztec offensive line that has allowed only nine sacks on the year and has helped the team rank 11th nationally in passing offense and 61st in rushing offense.

Redshirt freshman Gavin Esobar (Rancho Santa Margarita, Calif.) is the first Aztec tight end to be named first or second-team all-league since Gray McNeill in 1999. Esobar has 26 catches for 299 yards and four scores, highlighted by a six-catch, 65-yard performance vs. Utah. The 6-6 tight end has started 11 of 12 outings and has 18 receptions for either first downs or touchdowns in 2010.

SDSU junior place-kicker Abel Perez, in his first season on The Mesa, posted a league-best 28 touchbacks on kick offs and converted 17 of his 22 field-goal attempts (77.3 percent), including each of his last eight tries. Perez belted a career-long 53-yarder against UNLV, which is the third-longest in school history and longest overall by an Aztec since 1996. He leads the MWC in field goals per game (1.42) and in scoring (8.3 ppg.).

Rounding out the list of Aztec honorees are honorable mention picks, seniors Ernie Lawson (Vallejo, Calif.), Jose Perez (Oceanside, Calif.) and Andrew Preston (Centennial, Colo.). One of the team's three captains, Lawson, a starter at defensive end, has already recorded a career-high 25 tackles with eight of those behind the line of scrimmage to rank 10th in the MWC. Jose Perez is second in the league in pass break-ups with 10 from his starting cornerback spot, while Preston, who moved from linebacker to defensive back in 2010, is second on the team in total tackles with 68 and added a pair of interceptions.

## **LINDLEY NAMED MWC OFFENSIVE PLAYER OF THE WEEK**

San Diego State junior quarterback Ryan Lindley has been named the Mountain West Conference's Offensive Player of the Week for his performance in the team's 48-14 victory over the UNLV Rebels on Nov. 27, the league office announced two days later. Lindley becomes the fifth different Aztec to pick up an MWC weekly award during the 2010 season.

Lindley completed 22-of-30 passes for 338 yards and four touchdowns in the last regular-season game of the 2010 campaign. The El Capitan High School graduate did most of his damage in the first half, throwing for 290 yards and three scores before the SDSU offense shut it down in the blowout victory. Lindley only passed seven times in the second half, with none of those attempts coming within the final 22 minutes. The Alpine, Calif., native connected on touchdown throws of 50, 41, 17 and 3 yards in the game.

Lindley has now thrown for 3,554 yards and 26 touchdowns on the season, both career highs. The Aztec signal-caller has passed for the sixth-most yards in the country and leads a San Diego State offense that ranks as the 11th-best passing offense in the nation. The Aztecs are the only FBS team to feature a 3,000-yard passer, two 1,000-yard receivers and a rusher who has run for more than 1,200 yards on the season.

With Lindley's honor, the Aztecs become the first Mountain West Conference team to have three different players earn the Offensive Player of the Week award in a single season since BYU did it in 2008, with the trio of Max Hall, Austin Collie and Dennis Pitta. San Diego State players have received the offensive edition of the award five times in all during the 2010 season, more than any other team in the MWC this year.

Lindley has now earned player-of-the-week honors three times during his SDSU career, with his last coming on Oct. 26, 2009, after he threw for 459 yards and six touchdown passes to erase a 14-point deficit and record a come-from-behind victory at Colorado State.

## **BURRIS EARNS MWC FOOTBALL PLAYER-OF-THE-WEEK HONORS**

San Diego State junior linebacker Miles Burris (Granite Bay, Calif.) has been named the Mountain West Conference Co-Defensive Player of the Week for his performance in the team's victory over Colorado State on Nov. 6, the league office announced two days later. It is the first career award for Burris, who shared the honor with TCU's Tanner Brock, while he becomes the fourth different Aztec tabbed by the MWC in 2010.

Burris had a career night in leading SDSU to a 24-19 win against the Rams, posting 10 tackles, including nine solo efforts. He also made four stops behind the line of scrimmage for a loss of 39 yards, had two sacks for a loss of 22 yards and forced two fumbles. The 39 yards was more than his season total in that category on nine previous tackles for loss, while the 4.0 TFLs are the most by an Aztec in a game since September 2008.

Burris' two forced fumbles came on the same CSU drive in the second quarter, as the Rams had advanced to the San Diego State 18-yard line, but eventually were forced to turn the ball over on downs as the second fumble took them out of field goal range.

On the year, the 6-3 linebacker leads the Mountain West Conference and is in the top 32 nationally in both sacks (7.0) and tackles for loss (13.0). Burris is tied for the league lead in fumbles forced (4), which is tied for fourth in the FBS in 2010, and boasts a team-high 50 stops on the season.

## **DUO NAMED MWC PLAYERS OF THE WEEK**

Senior wide receiver DeMarco Sampson and junior punter Brian Stahovich (Solana Beach, Calif.) were named the Mountain West Conference Players of the Week for their performances in the team's 48-38 victory at Wyoming, the league office announced Monday, Nov. 1. This is the second career award for both Sampson and Stahovich and marks the fourth and fifth time that an Aztec has been honored by the MWC in 2010.

The league's offensive player of the week, Sampson had seven catches for 175 yards and two touchdowns vs. the Cowboys. His first TD came with San Diego State trailing with 6:26 left until the half, finding an opening behind the Wyoming secondary for a 56-yard reception and the 13-10 lead. His second touchdown helped secure the victory, as the Cowboys rallied to within three points in the fourth quarter before his 59-yard catch moved it to a two-possession game and rounded out scoring at 48-38 in favor of the Aztecs.

Stahovich, who was tabbed the special teams player of the week, had one punt for 89 yards against the Cowboys. That one kick proved to be a turning point in the contest and according to Wyoming head coach Dave Christensen, caused "probably a 10-point swing in the game."

With the ball spotted on the Aztec 3-yard line, Stahovich handled a high snap standing in the back of the end zone and belted the kick 89 yards, which is the longest punt in school history, beating the previous high of 82 yards by Noel Prefontaine at New Mexico on Oct. 19, 1996, at New Mexico. The 89-yard effort is also the longest in the FBS this season and second-longest in MWC history.

## **HILLMAN MWC POW FOR THIRD TIME**

Ronnie Hillman was named the Mountain West Conference co-Offensive Player of the Week for his performance in the team's upset of No. 23 Air Force, the league office announced Oct. 18. Hillman becomes the first Aztec to ever garner MWC honors three times in a single season, after also doing so on back-to-back weeks following the team's games at New Mexico State and No. 25 Missouri.

Hillman led SDSU to its first victory over a top-25 foe in 14 years, as the Aztecs edged 23rd-ranked Air Force, 27-25, at Qualcomm Stadium. The freshman logged 24 carries for 191 yards and a pair of touchdowns, including a 65-yard effort to give the home team a 7-0 lead and a 44-yarder that proved to be the game-winner with two minutes left in the fourth quarter.

Hillman, who shared the week's honor with TCU quarterback Andy Dalton, also added an eight-yard reception against the Falcons to account for seven of the team's 16 first downs on the evening. He boasted eight rushes for over seven yards and three for over 20 in averaging eight yards a carry.

Hillman is tied for second in school history for most career MWC player-of-the-week honors with All-American linebacker Kirk Morrison. Only former Aztec place-kicker Garrett Palmer has more awards to his credit since the league's inception in 1999, garnering one in each of his four seasons on The Mesa from 2004-07.



## BRADY HOKE

Won a national championship as an assistant coach at Michigan in 1997

Delivered the Top 10 list on the Late Show with David Letterman on Dec. 8, 2008

Makes homemade pizza every Thursday night during the season, a tradition that dates back to his days as high school coach in Ohio

### AT SAN DIEGO STATE:

- ▶ Became San Diego State's 17th head football coach on Dec. 16, 2008.
- ▶ Of the 22 new head coaches in 2009, he was the only one to receive multiple votes for Associated Press coach of the year in 2008.
- ▶ He is one of 12 current head coaches who also serves as a position coach.
- ▶ One of three first-year coaches in 2009 who doubled his schools' win total from the previous season.
- ▶ Named the 2010 Mountain West Conference Coach of the Year.

### AT BALL STATE:

- ▶ Guided Ball State to a 12-1 record and an appearance in the GMAC Bowl in 2008. The Cardinals were
- ▶ One of 10 finalists for the 2008 Liberty Mutual National Coach of the Year award.
- ▶ Was named Mid-American Coach of the Year in 2008 and American Football Coaches Association Football Bowl Subdivision Region 3 Coach of the Year.
- ▶ Served as head coach at Ball State University in Muncie, Ind., for the last six seasons, leading the Cardinals to a pair of bowl game appearances.
- ▶ In his sixth and final year as head coach of the Cardinals, Hoke guided Ball State to its best season in program history, recording a school-record 12 wins and completing an undefeated Mid-American Conference regular-season campaign with an 8-0 mark in 2008.
- ▶ Ball State made its' first-ever appearance in the national polls a year ago, ranking as high as 12th by the Associated Press and 13th in the *USA Today* Coaches poll.
- ▶ Hoke led the Cardinals to back-to-back bowl game appearances (2007-08), the first time the feat has happened in school history. The 2008 team, which also advanced to its first MAC championship contest, earned an invitation to the GMAC Bowl in Alabama in early January.
- ▶ Ball State won its 12 games by an average of 21 points and scored a school-record 476 points, including a program-best 62 touchdowns with Hoke at the helm.
- ▶ A year ago, the Cardinals were 11th in the nation in total offense, averaging just over 450 yards per contest. They were also fifth in sacks allowed (0.92), sixth in passing efficiency (164.4) and first in fewest penalties per game (2.77) through their first 13 games.
- ▶ In 2007, Ball State made its first bowl game appearance in 11 years, earning a bid to the International Bowl in Toronto as MAC co-west division champions. The Cardinals finished with a 7-6 overall record, including a 5-2 mark in conference action, and had four players earn first-team all-league accolades.

### PLAYING EXPERIENCE:

- ▶ Hoke was a defensive standout for Ball State as a student-athlete, lettering four times from 1977-80, and serving as team captain as a senior.
- ▶ His junior campaign, Hoke posted 95 tackles and as a senior, he had a team-best 150 stops to rank sixth in the MAC and garner second-team all-league honors.
- ▶ As a sophomore, he ranked third on the team in tackles and helped the Cardinals to the 1978 MAC championship with an 8-0 record, the only other time Ball State finished a league campaign undefeated prior to 2008.
- ▶ Hoke earned his bachelor's degree in criminal justice from Ball State in 1982.

### PERSONAL:

- ▶ Hoke is married to the former Laura Homberger and the couple has a daughter, Kelly. His brother, Jon, was an assistant coach at San Diego State from 1987-88 under Denny Stolz, and is currently the defensive backs coach with the Chicago Bears.

## ■ Brady Hoke Head Coaching Record

Year	Record	League	Finish	Home	Away	Neutral	Bowl Game
2003	Ball State	4-8	3-5	5th	3-3	1-5	0-0
2004	Ball State	2-9	2-6	6th	2-3	0-6	0-0
2005	Ball State	4-7	4-4	5th	1-3	3-4	0-0
2006	Ball State	5-7	5-3	T-3rd	2-4	3-3	0-0
2007	Ball State	7-6	5-2	T-1st	3-2	4-3	0-1 International Bowl, Rutgers (L, 30-52)
2008	Ball State	12-1	8-0	1st	6-0	6-0	0-1 GMAC Bowl ( <i>Did not coach in bowl game.</i> )
2009	San Diego State	4-8	2-6	7th	3-3	1-5	0-0
2010	San Diego State	8-4	5-3	3rd	5-1	3-3	0-0 Poinsettia Bowl, Navy
<b>Totals</b>		<b>46-50</b>	<b>34-29</b>		<b>25-19</b>	<b>21-29</b>	<b>0-2</b>

### HOKE SITUATIONAL RECORD

<b>Overall</b>	<b>46-50</b>
at San Diego State	12-12
at Ball State	34-38
<b>Home</b>	<b>25-19</b>
San Diego	8-4
Muncie, Ind.	17-15
<b>Road</b>	<b>21-29</b>
at San Diego State	4-8
<b>Neutral</b>	<b>0-2</b>
Scoring 41+ Points	17-0
Scoring 20+ Points	45-30
Allowing 20- Points	32-3
<b>Conference Games</b>	<b>34-29</b>
Home	18-14
MWC Games	7-9
Home	4-4
3-Point or Closer	7-6
7-Point or Closer	14-14

### HEAD COACHES/POSITION COACHES

#### 12 Total

Arkansas State	Steve Roberts	Sp. Tms.
Ball State	Stan Parrish	QB
Brigham Young	Bronco Mendenhall	DT
UConn	Randy Edsall	S
Kent State	Doug Martin	QB
Louisiana	Rickey Bustle	PK, LS, PR
Louisiana-Monroe	Todd Berry	QB
Nevada	Chris Ault	QB
<b>San Diego State</b>	<b>Brady Hoke</b>	<b>DL</b>
Tulsa	Todd Graham	S
Utah State	Gary Andersen	DT
Virginia Tech	Frank Beamer	K

# AZTEC COACHING STAFF



## Brady Hoke

FIELD

### Head Coach, 2nd Year (Ball State '82)

- ▶ Doubled SDSU's win total from the year before in his first season on The Mesa.
- ▶ One of 10 finalists for the 2008 Liberty Mutual National Coach of the Year award in his final year at Ball State.

▶ Ball State made its' first-ever appearance in the national polls a year ago, ranking as high as 12th by the Associated Press and 13th in the USA Today Coaches poll.



## Al Borges

BOX

### Off. Coordinator, 2nd Year (Chico St. '81)

- ▶ Al Borges has 23 years of service as an offensive coordinator at the NCAA level.
- ▶ Borges helped Auburn compile a four-year record of 41-9 and post a 2-1 record in bowl games. He was tabbed the Offensive Coordinator of the Year by Rivals.com in 2005.

▶ While at UCLA from 1996-2000, Borges was twice a finalist for the Frank Boyles Assistant Coach of the Year award.



## Rocky Long

FIELD

### Def. Coordinator, 2nd Year (New Mexico '74)

- ▶ Came to SDSU in December of 2008, after serving as head coach at New Mexico for the last 11 years.
- ▶ Amassed the most victories of any Mountain West Conference head coach in the league's history. Was tabbed the league's coach of the year in 2002.

▶ While at New Mexico, he coached 12 players selected in the NFL Draft, 10 players who earned All-America honors since 2001 and had a MWC-high 34 first-team all-conference selections since 2003.



## Jeff Hecklinski

BOX

### Asst. HC/RBs, 2nd Year (W. Illinois '97)

- ▶ The Western Illinois graduate joined Aztec head coach Brady Hoke at Ball State in 2004 as the team's receivers coach, before taking on added duties with recruiting in 2008.

▶ Before moving to Ball State, was the quarterbacks coach and passing game coordinator at Arizona in 2003.

▶ Standout quarterback at Western Illinois, throwing for over 5,980 yards to rank second in the school's career record book.



## Dan Ferrigno

FIELD

### TEs/Special Teams, 2nd Year (SF St. '77)

- ▶ Has spent 22 seasons as an assistant coach in the Pac-10 Conference at Cal, Oregon, Oregon State and USC.
- ▶ Most recently, returned to Cal for his third stint in Berkeley to coach the Golden Bear wide receivers in '06-07.

▶ Was on staff with Brady Hoke and Rocky Long at Oregon State.  
▶ Spent nine seasons with the Beavers, tutoring the running backs, defensive backs, linebackers and special teams.



## Darrell Funk

FIELD

### Offensive Line, 2nd Year (CSU '88, Illinois '90)

- ▶ A graduate of CSU and former assistant at his alma mater from '03-07, coaching the Aztecs' offensive line after spending 2008 as Ball State's offensive line coach.
- ▶ The Fort Collins, Colo., native spent five seasons at CSU under head coach Sonny Lubick.

▶ Three-year starter at CSU from '83-86, playing on both the offensive and defensive line and at tight end.



## LeCharls McDaniel

FIELD

### Wide Receivers, 10th Year (Cal Poly '81)

- ▶ In his third stint at SDSU, having coached the wide receivers (2002 and 2006), running backs (2005) and secondary/special teams ('94-96).

▶ Has also coached at Oregon State (STs/TEs), Cal (STs), Washington Redskins (STs), Phoenix Cardinals (WRs), Cal Poly (Sec/STs), San Diego Chargers (Asst. STs) and Hartnell College (Sec).

▶ Honorable mention All-American as a senior cornerback in 1980.



## Brian Sipe

FIELD

### Quarterbacks, 2nd Year (San Diego State)

- ▶ Played for legendary SDSU coach Don Coryell and was the Aztecs' leading passer in '70 and '71. In '70, he directed SDSU to a 9-2 record as the Aztecs spent eight weeks ranked among the nation's top 20.

▶ As a junior, he was an honorable mention All-American by the AP after throwing for 2,618 yards and 23 TDs.

▶ In 1980, he earned league MVP honors and was named first-team all-pro, leading the Browns to an 11-5 record.



## Mark Smith

FIELD

### LBs, 2nd Year (Purdue '79, Bowling Green '83)

- ▶ Spent the last seven seasons as Brady Hoke's defensive coordinator and linebackers coach at Ball State.
- ▶ Has been a defensive coordinator on the collegiate level for 10 years overall.

▶ Before moving to Muncie, Smith was an assistant coach at Indiana State for 15 years, including the last two as defensive coordinator of the Sycamores, where he helped tutor six All-Americans including NFL Draft pick Dan Brandenburg.



## Tony White

BOX

### Cornerbacks, 2nd Year (UCLA '02)

- ▶ Came to San Diego State after spending 2008 alongside current Aztec defensive coordinator Rocky Long at New Mexico. White was in charge of the Lobos' linebackers.

▶ In 2008, White coached two honorable mention all-conference linebackers in Zach Arnett and Herbert Felder.

▶ Was a three-year starter and four-year letterman at outside linebacker for UCLA from 1997-2000.

# SAN DIEGO STATE ROSTER

## Alphabetical

No.	Name	Pos.
26	Andrews, Marcus	DB
44	Andrews, Rob	LB
49	Autele, J.J.	DL
54	Barksdale, Demetrius	LB
92	Beed, Everett	DL
86	• Ben-Ron, Jesse	DL
20	Berhe, Nat	DB
12	• Bernards, Jake	QB
58	Brewer, Aaron	LS
30	Brown, Davon	RB
80	Brown, Vincent	WR
9	Burris, Miles	LB
16	Clark, Ryne	QB
67	Corbett, Garrett	OL
11	Davis, Brandon	DB
17	Deakin, Doug	WR
84	Denso, Dylan	WR
64	Dilley, Zach	OL
13	• Dingwell, Adam	QB
60	Draheim, Tommie	QB
46	Driver, Jacob	LB
68	Embernate, Nik	OL
88	Escobar, Gavin	TE
73	Farr, Kellen	OL
63	Feaster, Andrew	LB
56	Fely, Jake	LB
19	Forni, Chris	WR
98	Galea, Cody	DL
96	Galea, Kenneth	DL
66	Gauld, Riley	OL
57	Gavert, Josh	LB
45	Ghandour, John	TE
93	Gibbs, Larry	DL
50	• Gordert, Chris	DL
65	Gordon, Japheth	OL
75	Grassilli, Leo	OL
21	• Gregorio, Robert	WR
79	Gunther, Kurtis	OL
37	Harris, Vaness	LB
43	• Heers, Brice	FB
5	Hemmings, Dey Juan	DB
89	Hewitt, Hunter	TE
13	• Hillman, Ronnie	RB
35	Holder, King	DB
4	Horn, Romeo	DB
50	• Iosefa, Trask	OL
95	Jackson, Perry	DL
71	Johnson, Alec	OL
81	• Jones, Marven	WR
34	• Kazee, Walter	RB
21	• Keels, Mahbu	DB
31	Ketchum, Logan	DB
62	Koletsy, Brandon	LS
40	• Lamar, David	WR
99	Lawson, Ernie	DL
6	Lemon, Gabe	DB
3	Lewis, Darryn	DB
14	• Lindley, Ryan	QB
24	Lockett, Colin	DB
94	Long, Jerome	DL
7	• Mack, Derek	DB
74	Matamua, Mike	OL
2	McFadden, Leon	DB
32	Miller, Anthony	RB
51	Miller, Jimmy	OL
18	• Morrison, Colton	QB
48	Moses, Eron	DL
39	• Muema, Adam	RB

## Numerical

No.	Name	Pos.	Ht.	Wt.	Yr.	Exp.	Hometown (High School/College)
1	DeMarco Sampson	WR	6-2	205	Sr.	3L	Chula Vista, Calif. (Castle Park High)
2	Leon McFadden	DB	5-10	180	So.	1L	Inglewood, Calif. (St. John Bosco High)
3	Darryn Lewis	DB	5-9	170	Sr.	2L	Elk Grove, Calif. (Franklin High)
4	Romeo Horn	DB	6-0	185	Jr.	2L	Fresno, Calif. (Edison High)
5	Dey Juan Hemmings	DB	5-11	205	Sr.	3L	San Bernardino, Calif. (Rialto High)
6	Gabe Lemon	DB	5-10	190	Fr.	RS	Mission Viejo, Calif. (Lutheran High)
7	Derek Mack	DB	5-7	160	So.	SQ	Spring Valley, Calif. (Otay Ranch High)
7	Alston Umuolo	TE	6-4	255	Sr.	3L	Phoenix, Ariz. (Centennial High)
9	Miles Burris	LB	6-3	235	Jr.	2L	Granite Bay, Calif. (Granite Bay High)
10	Josh O'Brien	TE	6-4	230	Sr.	SQ	Del Mar, Calif. (Santa Fe Christian High)
11	Brandon Davis	DB	6-2	190	Jr.	2L	Oakland, Calif. (Castlemont High)
12	Jake Bernards	QB	6-5	210	Fr.	RS	Valencia, Calif. (West Ranch High)
12	Josh Wade	DB	6-0	180	So.	1L	San Diego, Calif. (Point Loma High)
13	Adam Dingwell	QB	6-4	195	Fr.	HS	Rockwall, Texas (Rockwall High)
13	Ronnie Hillman	RB	5-10	185	Fr.	HS	La Habra, Calif. (La Habra High)
14	Ryan Lindley	QB	6-4	220	Jr.	2L	Alpine, Calif. (El Capitan High)
14	Brian Stahovich	P	6-0	190	Jr.	2L	Solana Beach, Calif. (Cathedral Catholic High)
15	Jose Perez	DB	6-1	180	Sr.	2L	Oceanside, Calif. (Oceanside High)
16	Ryne Clark	QB	6-2	205	Fr.	RS	Palm Desert, Calif. (Palm Desert High)
17	Doug Deakin	WR	6-0	185	Sr.	1L	Oak Park, Calif. (Oak Park High)
18	Colton Morrison	QB	6-5	210	Fr.	HS	Oceanside, Calif. (El Camino High)
18	Dominique Sandifer	WR	6-0	190	So.	1L	Gardena, Calif. (Beverly Hills High)
19	Chris Forni	WR	6-3	190	Jr.	TR	Petaluma, Calif. (Casa Grande High/San Francisco CC)
20	Nat Berhe	DB	5-10	185	Fr.	RS	Colton, Calif. (Colton High)
21	Robert Gregorio	WR	5-10	170	So.	SQ	Rolling Hills, Calif. (Palos Verdes High)
21	Mahbu Keels	DB	6-1	170	Fr.	HS	San Diego, Calif. (Mission Bay High)
22	Andrew Preston	DB	6-1	210	Sr.	3L	Centennial, Colo. (Arapahoe High)
23	Brandon Sullivan	RB	5-11	215	Sr.	3L	Poway, Calif. (Poway High)
24	Colin Lockett	DB	6-0	185	Fr.	RS	Diamond Bar, Calif. (Diamond Bar High)
26	Marcus Andrews	DB	6-0	190	Fr.	RS	Los Angeles, Calif. (Crenshaw High)
27	Eric Pinkins	DB	6-3	200	So.	1L	Sacramento, Calif. (Inderkum High)
29	Larry Parker	DB	5-11	170	Jr.	1L	San Diego, Calif. (St. Augustine High/Grossmont JC)
29	Bryan Shields	K	6-1	195	Sr.	SQ	Bonita, Calif. (Bonita Vista High/Utah State)
30	Davon Brown	RB	5-9	190	Sr.	3L	Torrance, Calif. (South High)
31	Logan Ketchum	LB	6-3	220	Jr.	1L	Oak Park, Calif. (Oak Park High)
32	Anthony Miller	RB	6-0	225	So.	1L	Dallas, Texas (Carter High)
33	Colin Shumate	LB	6-2	220	So.	SQ	Las Vegas, Nev. (Las Vegas High)
34	Walter Kazee	RB	5-9	180	So.	1L	San Bernardino, Calif. (Cajon High)
34	J.J. Whittaker	DB	5-10	175	Fr.	HS	Oceanside, Calif. (Oceanside High)
35	King Holder	DB	5-10	170	Fr.	HS	Oceanside, Calif. (Oceanside High)
36	Nick Tenhaeff	LB	6-2	210	Fr.	RS	Atascadero, Calif. (Atascadero High)
37	Vaness Harris	LB	6-2	245	Fr.	RS	Los Angeles, Calif. (Dorsey High)
38	Abel Perez	K	6-1	225	Jr.	TR	Chula Vista, Calif. (Castle Park High/Southwestern College)
39	Adam Muema	RB	5-10	205	Fr.	HS	Covina, Calif. (Charter Oak High)
39	Rene Siluano	DB	5-10	190	Fr.	HS	Oceanside, Calif. (Oceanside High)
40	David Lamar	WR	6-2	170	Fr.	HS	San Diego, Calif. (Madison High)
40	Chad Young	FB	5-11	240	Fr.	RS	La Verne, Calif. (Glendora High)
41	Khalid Stevens	DB	5-11	195	So.	SQ	Pacific Palisades, Calif. (Palisades High)
42	Brandon Turner	WR	6-3	195	Fr.	HS	Orange, Calif. (Orange Lutheran High)
43	Brice Heers	FB	5-11	215	Fr.	RS	Encinitas, Calif. (Santa Fe Christian High)
43	Ross Williams	DB	6-3	210	So.	SQ	Rancho Santa Margarita, Calif. (Mission Viejo High)
44	Rob Andrews	LB	6-2	220	So.	1L	Pleasanton, Calif. (Foothill High)
45	John Ghandour	TE	6-4	245	Fr.	HS	La Habra, Calif. (La Habra High)
46	Jacob Driver	LB	6-2	205	Fr.	RS	Carlsbad, Calif. (La Costa Canyon High)
47	Jacob Tauanuu	DL	6-1	260	Sr.	1L	San Diego, Calif. (Helix High/UAB)
48	Eron Moses	DL	6-4	250	Jr.	SQ	Yorba Linda, Calif. (Esperanza High)
49	J.J. Autele	DL	6-1	250	Jr.	1L	Waipahu, Hawaii (Punahou High)
50	Chris Gordert	LB	6-0	230	So.	SQ	Honolulu, Hawaii (Mira Mesa High (Calif.))
50	Trask Iosefa	OL	6-0	300	Sr.	3L	Ewa Beach, Hawaii (Punahou High)
51	Jimmy Miller	OL	6-3	290	So.	SQ	Denver, Colo. (J.K. Mullen High)
52	Marcus Yarbrough	LB	6-2	230	Sr.	3L	San Diego, Calif. (Eastlake High)
53	Emilio Rivera	OL	6-4	305	Jr.	2L	Sylmar, Calif. (Sylmar High)
54	Demetrius Barksdale	LB	6-3	210	Jr.	1L	San Diego, Calif. (University City High)
55	Neil Spencer	DL	6-2	280	Jr.	1L	Las Vegas, Nev. (Cimarron-Memorial High)
56	Jake Fely	LB	5-10	205	Fr.	HS	Oceanside, Calif. (Oceanside High)
57	Josh Gavert	LB	6-2	190	Fr.	HS	Lakewood, Calif. (Mayfair High)
58	Aaron Brewer	LS	6-5	215	Jr.	2L	Fullerton, Calif. (Troy High)

## Numerical

No.	Name	Pos.	Ht.	Wt.	Yr.	Exp.	Hometown (High School/College)
59	Jordan Thomas	DL	6-1	240	Fr.	HS	Redlands, Calif. (Redlands High)
60	Tommie Draheim	OL	6-4	300	Jr.	1L	Lakeside, Calif. (El Capitan High)
62	Brandon Koletsky	LS	6-2	220	Fr.	HS	Encino, Calif. (Campbell Hall High)
63	Andrew Feaster	LB	6-0	195	So.	TR	Chula Vista, Calif. (Eastlake High/Southwestern College)
64	Zack Dilley	OL	6-5	280	Fr.	HS	Menifee, Calif. (Paloma Valley High)
65	Japheth Gordon	OL	6-3	285	Fr.	RS	Canyon Country, Calif. (Canyon High)
66	Riley Gauld	OL	6-5	300	Jr.	TR	Santa Maria, Calif. (Santa Ynez High/Allan Hancock College)
67	Garrett Corbett	OL	6-5	270	Fr.	HS	Sparks, Nev. (Reed High)
68	Nik Embernate	OL	6-4	305	So.	1L	Yucaipa, Calif. (Yucaipa High)
70	Juan Roman	OL	6-3	280	Fr.	RS	San Diego, Calif. (Serra High)
71	Alec Johnson	OL	6-3	295	So.	SQ	Denver, Colo. (J.K. Mullen High)
72	Tom Rische	OL	6-4	305	Sr.	SQ	Fresno, Calif. (Bullard High)
73	Kellen Farr	OL	6-7	300	Jr.	1L	Mesa, Ariz. (Red Mountain High)
74	Mike Matamua	OL	6-4	300	Jr.	1L	Kapolei, Hawaii (Kapolei High)
75	Leo Grassilli	OL	6-3	290	Jr.	SQ	Woodbridge, Va. (Hylton High)
79	Kurtis Gunther	OL	6-8	290	Jr.	1L	Camarillo, Calif. (Adolfo Camarillo High)
80	Vincent Brown	WR	6-0	195	Sr.	3L	Rancho Cucamonga, Calif. (Rancho Cucamonga High)
81	Marcus Russell	WR	5-11	190	Jr.	TR	Fresno, Calif. (Buchanan High/Fresno City College)
81	Marven Jones	WR	6-4	205	Fr.	RS	San Diego, Calif. (Kearny High)
82	Jay Waddell	WR	6-0	175	Fr.	HS	Hesperia, Calif. (Hesperia High)
83	Osmond Nicholas	WR	6-3	210	Fr.	RS	Oceanside, Calif. (Oceanside High)
84	Dylan Denso	WR	6-2	205	Fr.	RS	Dana Point, Calif. (Dana Hills High)
85	D.J. Shields	TE	6-4	240	So.	1L	Bonita, Calif. (Bonita Vista High)
86	Jesse Ben-Ron	DL	6-3	245	Fr.	RS	Anaheim, Calif. (Loara High)
86	Ezell Ruffin	WR	6-1	190	Fr.	HS	Long Beach, Calif. (Woodrow Wilson High)
87	Bryce Quigley	TE	6-5	240	Fr.	HS	Apple Valley, Calif. (Granite Hills High)
88	Gavin Escobar	TE	6-6	245	Fr.	RS	Rancho Santa Margarita, Calif. (Santa Margarita Catholic High)
89	Hunter Hewitt	TE	6-5	245	So.	1L	Lafayette, Calif. (Acalanes High)
90	B.J. Williams	DL	6-3	250	Sr.	3L	Aurora, Colo. (Eaglecrest High)
91	Frederick Trujillo	DL	6-1	225	So.	SQ	Albuquerque, N.M. (Highland High)
92	Everett Beed	DL	6-3	225	Fr.	HS	Phelan, Calif. (Serrano High)
93	Larry Gibbs	DL	6-0	245	Jr.	SQ	Riverside, Calif. (Riverside Ramona High)
94	Jerome Long	DL	6-5	280	Jr.	2L	Los Osos, Calif. (Morro Bay High)
95	Perry Jackson	DL	6-2	245	Jr.	TR	Roseville, Calif. (Laguna Creek High/Sierra JC)
96	Kenneth Galea'i	DL	6-1	280	Fr.	HS	Oceanside, Calif. (Oceanside High)
97	Dontrell Onuah	DL	6-2	285	Fr.	HS	La Quinta, Calif. (La Quinta High)
98	Cody Galea	DL	6-3	240	Fr.	HS	Elk Grove, Calif. (Franklin High)
99	Ernie Lawson	DL	6-3	275	Sr.	3L	Vallejo, Calif. (St. Patrick-St. Vincent High)

## Alphabetical

No.	Name	Pos.
83	Nicholas, Osmond	WR
10	O'Brien, Josh	TE
97	Onuah, Dontrell	DL
29	♦ Parker, Larry	DB
38	Perez, Abel	K
15	Perez, Jose	DB
27	Pinkins, Eric	DB
22	Preston, Andrew	DB
87	Quigley, Bryce	TE
72	Rische, Tom	OL
53	Rivera, Emilio	OL
70	Roman, Juan	OL
86	♦ Ruffin, Ezell	WR
81	♦ Russell, Marcus	WR
1	Sampson, DeMarco	WR
18	♦ Sandifer, Dominique	WR
29	♦ Shields, Bryan	K
85	Shields, D.J.	TE
33	Shumate, Colin	LB
39	♦ Siluano, Rene	DB
55	Spencer, Neil	DL
14	♦ Stahovich, Brian	P
41	Stevens, Khalid	DB
23	Sullivan, Brandon	RB
47	Tauanuu, Jacob	DL
36	Tenhaeff, Nick	LB
59	Thomas, Jordan	DL
91	Trujillo, Frederick	DL
42	Turner, Brandon	WR
7	♦ Umuolo, Alston	TE
82	Waddell, Jay	WR
12	♦ Wade, Josh	DB
34	♦ Whittaker, J.J.	DB
90	Williams, B.J.	DL
43	♦ Williams, Ross	DB
52	Yarbrough, Marcus	LB
40	♦ Young, Chad	FB

♦ - Duplicate Number

## The Coaching Staff

**Brady Hoke** (Ball State '82) Head Coach/Defensive Line, 2nd season; **Al Borges** (Chico State '81) Offensive Coordinator, 2nd season; **Rocky Long** (New Mexico '74), Defensive Coordinator, 2nd season; **Jeff Hecklinski** (Western Illinois '97) Assistant Head Coach/Running Backs/Recruiting Coordinator, 2nd season; **Dan Ferrigno** (San Francisco State '75) Tight Ends/Special Teams, 2nd season; **Darrell Funk** (Colorado State '88) Offensive Line, 2nd season; **LeCharls McDaniel** (Cal Poly '81) Wide Receivers, 10th season; **Brian Sipe** (San Diego State) Quarterbacks, 2nd season; **Mark Smith** (Purdue '79) Linebackers, 2nd season; **Tony White** (UCLA '02) Cornerbacks, 2nd season; **Bob Lopez** (Illinois State '77) Director of Football Operations, 3rd season.

## Pronunciation Guide

J.J. <b>Autele</b>	all-tell-EE	<b>Japheth</b> Gordon	JAW-phet (like prophet)	Brian <b>Stahovich</b>	stuh-HOV-itch
Nat <b>Berhe</b>	nat bur-HEY	Trask <b>Iosefa</b>	i-o-SEF-uh	<b>Khalid</b> Stevens	kuh-LEAD
<b>Davon</b> Brown	duh-VAUGHN	Walter <b>Kazee</b>	KAY-zee	Jacob <b>Tauanuu</b>	tao (like now)-uh-NEW-ew
Doug <b>Deakin</b>	DEE-kin	Mahbu <b>Keels</b>	Keels (like heels)	<b>Nick</b> Tenhaeff	ten-OFF
<b>Tommie Draheim</b>	DRAY-hime	Mike <b>Matamua</b>	mah-tah-MOO-uh	<b>Alston Umuolo</b>	ALL-stun OO-moo-o-low
Jake <b>Fely</b>	FEE-lee	<b>Eron</b> Moses	Aaron	<b>Marcus Yarbrough</b>	yar-BRO
Cody <b>Galea</b>	go-LAY-uh	Adam <b>Muema</b>	MOO-emma		
Kenneth <b>Galea'i</b>	nah-LEE-ah-E	<b>Dontrell Onuah</b>	on-nuh-HO		
Josh <b>Gavert</b>	GAV-ert	Tom <b>Rische</b>	rish-EE		
Chris <b>Gordert</b>	GORE-der	<b>Ezell</b> Ruffin	EE-zell		
Leo <b>Grassilli</b>	gruh-SILL-ee	<b>DeMarco</b> Sampson	duh-MARK-o		
Robert <b>Gregorio</b>	greh-gore-EE-o	Rene <b>Siluano</b>	See-lou-ah-no		

# SAN DIEGO STATE UPDATED BIOS



## ► #26 MARCUS ANDREWS

DB, 6-0, 190, Fr-RS  
Los Angeles, Calif. (Crenshaw HS)

Is listed as the back-up behind junior Brandon Davis at one of the Warrior spots.

**2010:** Appeared in all 12 contest, logging one start ... Has 33 tackles on the year and contributed five pass break-ups, which are third most on the team this year ... Played his

first career game against Nicholls, posting two solo tackles and a pass break up as a reserve ... Had another PBU in the win over New Mexico State ... Three tackles and his third pass break-up of the year at No. 25 Missouri ... Three stops for the second game in a row against Utah State ... Doubled his previous high with six tackles in the loss at BYU ... Made four stops, including his first TFL, at New Mexico ... Three tackles and a PBU at Wyoming ... Had four tackles and a PBU vs. Colorado State ... Had two tackles with one TFL against TCU ... Made two stops vs. UNLV in his first career start.

**2009:** Redshirted his first season at SDSU.

**High School:** A first-team all-area and all-city defensive selection who had six interceptions his senior year, while adding 45 tackles at Crenshaw High School ... Earned all-Coliseum League honors with 36 tackles, five pass breakups, two picks and a fumble recovery during his 2007 junior campaign ... Rated as the 84th-best cornerback nationally in the 2009 class by *Scout.com*.

**Personal:** Born June 16, 1991, in Los Angeles, Calif. ... Son of Janet Andrews ... Also received a scholarship offer to play football at Washington ... Undecided on his major.

### ■ M. ANDREWS' CAREER STATISTICS

Career Statistics	G	UA-AT-TT	TFL-Yds.	Sacks	Int.	PBU	FF	FR
2010	12	20-13-33	1.5-5	0-0	0-0	5	0	0

**Career/2010 Highs:** Tackles: 6 at BYU (10/9/10); at Missouri (9/18/10); TFL: 1.0 at TCU (11/13/10); PBU: 1, five times.



## ► #44 ROB ANDREWS

LB, 6-2, 220, So.-1L  
Pleasanton, Calif. (Foothill HS)

A physical player, who has taken over the starting duties at middle linebacker with the injury to senior Marcus Yarbrough.

**2010:** Played in all 12 outings with the last three as a starter ... Recorded three stops in the opener against Nicholls ...

Followed that performance up with five tackles and his first TFL against NMSU ... Played, but did not make a stop at No. 25 Missouri ... Two tackles in the win over Utah State ... Saw limited action at BYU and did not log a stop ... Made four tackles in the win over Air Force ... First career PBU at New Mexico ... Had a career-high eight tackles vs. Colorado State ... In his first career start, had five tackles, including his first sack, and forced fumble at TCU, which was recovered in the end zone for a touchdown ... Made four stops against Utah ... Had a tackle and a PBU vs. UNLV.

**2009:** Appeared in his first games in the Red and Black, earning his first letter ... Made his debut vs. Southern Utah ... Played in five contests overall with his only two stops both coming at Air Force on Sept. 26.

**2008:** Did not play as a true freshman.

**High School:** Ran for over 1,000 yards and recorded 94 tackles and eight sacks his senior campaign at Foothill High School ... Ranked fifth in the 2008 *Contra Costa Times* "Cream Of The Crop" list ... Was a first-team all-league pick on both offense (fullback) and defense (linebacker) in 2007 ... All-East Bay first team as a linebacker ... Had 104 tackles and added eight sacks and four forced fumbles his junior season to garner all-state underclassmen honors ... Had 750 yards rushing on 145 carries and scored 16 touchdowns in 2006 ... First-team all-conference on offense as a junior and second team on defense ... Foothill went 6-5 and earned a spot in the North Coast Section 4A playoffs his senior year ... As a junior, under head coach Matt Sweeney, the Falcons were league champions going 6-0, finishing 12-1 overall and earning a berth in the North Coast Section 4A championship

game ... All-conference honoree for the Falcons' lacrosse team ... Named Fall Athlete of the Month for September by the Foothill Boosters Club.

**Personal:** Born Jan. 25, 1990, in San Jose, Calif. ... Son of Marge and Steve Andrews ... Sister, Carrie, played soccer at Cal Poly and other sister, Cristen, played lacrosse at Cal ... Also considered California and UCLA ... Is majoring in business.

### ■ R. ANDREWS' CAREER STATISTICS

Career Statistics	G	UA-AT-TT	TFL-Yds.	Sacks	Int.	PBU	FF	FR
2009	5	1-1-2	0.0-0	0-0	0-0	0	0	0
2010	12	21-13-34	1.5-8	1.0-6	0-0	2	1	0
<b>Totals</b>	17	22-14-36	1.5-8	1.0-6	0-0	2	1	0

**Career/2010 Highs:** Tackles: 8 vs. CSU (11/6/10); TFL: 1.0 at TCU (11/13/10); Sacks: 1.0 at TCU (11/13/10); PBU: 1, two times; FF: 1 at TCU (11/13/10).

### ■ R. ANDREWS 2010 GAME-BY-GAME

	G	UA-AT-TT	TFL-Yds.	Sacks	Int.	PBU	FF	FR
NICHOLLS (9/4/10)	1	2-1-3	0-0	0-0	0-0	0	0	0
at NMSU (9/11/10)	1	3-2-5	0.5-2	0-0	0-0	0	0	0
at Missouri (9/18/10)	1	0-0-0	0-0	0-0	0-0	0	0	0
UTAH ST. (9/25/10)	1	1-1-2	0-0	0-0	0-0	0	0	0
at BYU (10/9/10)	1	0-0-0	0-0	0-0	0-0	0	0	0
AIR FORCE (10/16/10)	1	2-2-4	0-0	0-0	0-0	0	0	0
at UNM (10/23/10)	1	0-1-1	0-0	0-0	0-0	1	0	0
at WYO (10/30/10)	1	0-0-0	0-0	0-0	0-0	0	0	0
CSU (11/6/10)	1	4-4-8	0-0	0-0	0-0	0	0	0
at TCU (11/13/10)*	1	5-0-5	1.0-6	1.0-6	0-0	0	1	0
UTAH (11/20/10)*	1	3-2-5	0-0	0-0	0-0	0	0	0
UNLV (11/27/10)*	1	1-0-1	0-0	0-0	0-0	1	0	0

\* = Game started



## ► #49 J.J. AUTELE

DL, 6-1, 250, Jr.-1L  
Waipahu, Hawaii (Punahou HS)

Defensive line veteran, who give the Aztecs speed on the edge ... Started four career games on the D-line ... Bounced back from a season-ending knee injury to play in all but one contest in 2009 ... One of five true freshmen to see playing time for the Aztecs in 2008.

**2010:** Logged minutes in all 12 outings ... Tied for fifth on the team in sacks ... Was a reserve in the season-opener vs. Nicholls, but did not tally any tackles ... First stops of the year with two in the win at NMSU, also logging a tackle for a loss of a yard ... Combined with Logan Ketchum for the first sack of his career at No. 25 Missouri ... Played but did not a stop against Utah State ... Career best with five tackles, including one for a loss, at BYU ... One solo stop in the upset of Air Force and two assisted tackles in the victory at UNM ... Three tackles, including a sack for a loss of 10 yards, at Wyoming ... Also played the last three games of the season. **2009:** Played in 11 of the team's 12 games, starting the final three vs. Wyoming, Utah and UNLV ... Logged 12 tackles, including one for a loss of four yards against TCU ... Career-best three stops at UNLV ... Two tackles in four other contests.

**2008:** One of two true freshmen to earn a start on the D-Line for SDSU ... Made his Aztec debut against TCU ... Logged his first career start in his second career game vs. Air Force ... First career tackle against the Falcons ... Reserve at New Mexico, making one solo stop ... Came off the bench against CSU ... Had one tackle at Wyoming, before injuring his knee ... Missed rest of the year with a torn ACL and MCL.

**High School:** Played both linebacker and defensive line at Punahou School, earning three letters and serving as team captain as a senior ... Rated the No. 9 prospect regardless of position in the state of Hawaii by *Scout.com* ... A 2007 first-team all-state defensive tackle by the *Honolulu Star Bulletin* and all-state honorable mention choice as a linebacker by the *Honolulu Advertiser* ... Named to the Interscholastic League of Honolulu's All-Star second team in 2007 at linebacker ... Played in the HUB Classic Senior Bowl ... Garnered his team's most inspirational award.

**Personal:** Born Feb. 26, 1990, in Honolulu, Hawaii ... Son of Sina and Jerry Holi ... Is an only child ... Father, Jerry, played college football ... Attended the same high school as current SDSU center Trask Iosefa ... Major is social science.

■ AUTELE'S CAREER STATISTICS

Career Statistics	G	UA-AT-TT	TFL-Yds.	Sacks	Int.	PBU	FF	FR
2008	4	2-1-3	0-0	0-0	0-0	0	0	0
2009	11	7-5-12	1.0-4	0-0	0-0	0	0	0
2010	12	8-6-14	3.5-13	1.5-10	0-0	0	0	0
<b>Totals</b>	<b>27</b>	<b>17-12-29</b>	<b>4.5-17</b>	<b>1.5-10</b>	<b>0-0</b>	<b>0</b>	<b>0</b>	<b>0</b>

**Career Highs:** Tackles: 5 at BYU (10/9/10); TFL: 1.0, four times; Sacks: 1.0 at Wyoming (10/30/10).

**2010 Highs:** Tackles: 5 at BYU (10/9/10); TFL: 1.0, three times; Sacks: 1.0 at Wyoming (10/30/10).



▶ #54 DEMETRIUS BARKSDALE

LB, 6-3, 210, Jr.-1L  
San Diego, Calif. (University City HS)

A local player, whose hard work has translated into significant playing time on both special teams and defense ... Named the scout team defensive player of the year in 2008 ... Joined the Aztecs as a walk on during fall camp in 2007.

**2010:** Played in every game this season with a career-high 32 tackles, three PBUs and 4.5 stops for a loss, which tie

for fifth on the SDSU squad ... Recovered his second career fumble in the opener with Nicholls, while also contributing two tackles and a pass break-up ... One assisted stop in the win at NMSU and two tackles against No. 25 Missouri ... Best game of this career thus far with six tackles, highlighted by his first sack for a loss of 14 yards, in the victory vs. Utah State ... Three solo efforts and a TFL in the MWC opener with BYU ... Matched his season and career high with six tackles, including four solos, in the upset of No. 23 Air Force ... Half tackle for a loss of three yards and a PBU at New Mexico ... Two assisted efforts and another PBU in the win at Wyoming ... Had two stops, including a tackle for a loss of three yards vs. CSU ... Recorded four tackles at TCU ... Played, but did not record a tackle, against Utah ... Had two tackles, including a sack, versus UNLV.

**2009:** Played in the first 11 contests of his career, all as a reserve ... Made his debut in the second game of the year vs. Southern Utah ... First career tackle in his second outing vs. Idaho ... Two or more stops three times and had a tackle in each of the team's final five games ... Recovered a fumble in the fourth quarter of the win over New Mexico State ... Notched his first tackle for a loss of seven yards vs. New Mexico, resulting in a safety.

**2008:** Did not see any action.

**2007:** Redshirted his first year at SDSU.

**High School:** Attended University City High School in San Diego where he played on both sides of the ball as a wideout and defensive lineman ... First-team all-league on defense as a senior and second team as a junior ... Also competed in basketball and track and field for the Centurions ... *San Diego Union-Tribune* all-academic honoree.

**Personal:** Born June 8, 1989, in San Diego, Calif. ... Son of Carla Carter and Terry Barksdale ... Majoring in social science.

■ BARKSDALE'S CAREER STATISTICS

Career Statistics	G	UA-AT-TT	TFL-Yds.	Sacks	Int.	PBU	FF	FR
2009	11	8-3-11	1.0-7	0-0	0-0	0	0	1-0
2010	12	21-11-32	4.5-22	2.0-15	0-0	3	0	1-0
<b>Totals</b>	<b>23</b>	<b>29-14-43</b>	<b>5.5-29</b>	<b>2.0-15</b>	<b>0-0</b>	<b>3</b>	<b>0</b>	<b>2-0</b>

**Career Highs:** Tackles: 6 vs. Air Force (10/19/10); vs. Utah St. (9/25/10); TFL: 1.0, five times; Sacks: 1.0 vs. UNLV (11/27/10); vs. Utah St. (9/25/10); PBU: 1, three times; FR: 1 vs. Nicholls (9/4/10), vs. NMSU (10/3/09).

**2010 Highs:** Tackles: 6 vs. Air Force (10/19/10); vs. Utah St. (9/25/10); TFL: 1.0, five times; Sacks: 1.0 vs. UNLV (11/27/10); Utah St. (9/25/10); PBU: 1, three times; FR: 1 vs. Nicholls (9/4/10).



▶ #20 NAT BERHE

DB, 5-10, 185, Fr.-RS  
Colton, Calif. (Colton HS)

An athletic defensive back, who is running second on the two-deep at one of the warrior spots behind senior Darryn Lewis.

**2010:** Is seventh on the team in tackles with 37, including 24 solo efforts ... Played his first collegiate game on

defense and special teams vs. Nicholls, finishing with one solo stop ... Seven tackles, one TFL and recovered a fumble on punt coverage, setting up an Aztec touchdown, at New Mexico State ... Made two tackles and logged his first career PBU vs. No. 25 Missouri ... First career interception in the victory over Utah State, returning it 10 yards and also contributing four tackles ... Career high nine tackles with seven of those coming in the first half alone at BYU ... First career start in the upset of No. 23 Air Force ... Missed the Wyoming contest due to injury ... Career-high two PBUs and a pair of tackles vs. Colorado State ... Had three tackles and a PBU at TCU ... Made three stops vs. Utah ... Had three tackles against UNLV.

**2009:** Did not play as a true freshman.

**High School:** Led the Colton High Yellow Jackets to four consecutive San Andreas League championships ... A team captain in 2008 ... A three-time first-team all-San Andreas League selection ... A two-time first-team *Press-Enterprise* selection ... All-CIF defensive team in 2008 ... A two-time all-county selection ... Had 47 tackles (14 assisted) on the season and one interception as a senior ... Recorded a season-high 11 stops, including eight unassisted tackles against Cajon High ... Also had 32 rushes for 182 yards in 2008 ... Rated the No. 47 cornerback nationally by *Rivals* and the No. 83 cornerback prospect in America by *Scout.com* ... A two-year letterwinner in track and field ... Member of the National Honor Society.

**Personal:** Born July 6, 1991, in Fontana, Calif. ... Parents are Judy Berhe and Berhe Asfaha ... Brother, Tam, played football at Redlands ... Received scholarship offers from Minnesota, New Mexico and UTEP ... Full name is Natneal Berhe ... Is a business major.

■ BERHE'S CAREER STATISTICS

Career Statistics	G	UA-AT-TT	TFL-Yds.	Sacks	Int.	PBU	FF	FR
2010	11	24-13-37	1.0-2	0-0	1-10	4	0	1-0

**Career/2010 Highs:** Tackles: 9 at BYU (10/9/10); TFL: 1.0 at NMSU (9/11/10); INT: 1 vs. Utah St. (9/25/10); PBU: 2 vs. Colorado State (11/6/10); FR: 1 at NMSU (9/11/10).



▶ #12 JAKE BERNARDS

QB, 6-5, 210, Fr.-RS  
Valencia, Calif. (West Ranch HS)

A tall, strong-armed athlete, who earned the back-up spot at quarterback during fall camp ... Two-time SDSU scholar-athlete.

**2010:** Made his first collegiate appearance in the fourth quarter against Nicholls, completing his only pass attempt for 10 yards ... Did not play again until the regu-

lar-season finale with UNLV, where he did not attempt a throw in the rout.

**2009:** Made the travel squad, but did not play as a true freshman.

**High School:** A 2008 team captain for West Ranch High ... An all-Foothill League selection after he passed for 1,695 yards on 136-of-264 attempts (51.5 percent) and connected for 13 touchdowns ... Also had 70 carries for 322 yards and two rushing scores in 2008 ... Threw for a season-high 348 yards on 26-of-46 passing against Beverly Hills ... An all-Foothill League pick as a junior after connecting on 83 of 149 attempts (55.7 completion percentage) for 952 yards and seven scores ... A three-year letterwinner and first-team all-league selection in baseball for the Wildcats ... Led the baseball team in home runs two seasons ... A National Honor Society member.

**Personal:** Born May 14, 1991, in Valencia, Calif. ... Parents are Jamie and Ron Bernards... Also drew interest from Washington, Arizona and UC Davis ... Plans on studying chemistry at San Diego State.

■ BERNARDS' CAREER STATISTICS

Career Statistics	G	Att.	Com.	INT	Yds.	TDs	Eff.	Tot. Off.
2010	2	1	1	0	10	0	184.00	10

**Career/2010 Highs:** Attempts: 1 vs. Nicholls (9/4/10); Completions: 1 vs. Nicholls (9/4/10); Passing Yards: 10 vs. Nicholls (9/4/10); Long Pass: 10 vs. Nicholls (9/4/10).





► **#30 DAVON BROWN**

RB, 5-9, 190, Sr.- 3L  
Torrance, Calif. (South HS)

A speedy back who has seen action on both offense and special teams the last four seasons ... One of the team's 10 three-year letterwinners playing in 2010.

**2010:** Was the team's starting running back out of fall camp ... Also has been a primary kick returner along with

junior Brandon Davis throughout the campaign ... Outstanding first career start in the opener against Nicholls, contributing two rushing touchdowns (6, 21 yards) ... Totaled 65 rushing yards on 11 carries, both career highs, and also had a reception for 14 yards ... Starter for second straight week at New Mexico State, carrying four times for 50 yards, including a career-long 44-yard effort in the second half ... Reserve vs. No. 25 Missouri, finishing with a carry, a catch and four kick returns for 84 yards, including a 25-yarder ... Did not post a rush against Utah St., but had two kick returns for 33 yards ... One catch for nine yards in the MWC opener with BYU ... Appeared on special teams in the upset of No. 23 Air Force ... Three rushing attempts at New Mexico and one vs. Wyoming ... Returned a kick for 20 yards against Colorado State ... Had four kick returns for 64 yards vs. Utah ... Logged 10 rushes for 30 yards in the finale with UNLV.

**2009:** Set career highs in almost every category while playing in every game ... Tallied 15 carries for 31 yards, two catches for 12 yards and eight kickoff returns for 160 yards ... Logged the team's longest kick return of the year for 46 yards against Wyoming ... Career high eight carries for 22 yards to go with three kick returns for 65 yards at Idaho ... Threw a 21-yard touchdown strike to Vincent Brown in the third quarter of the win over New Mexico State ... Recorded three carries, a reception and three kick returns at Colorado State.

**2008:** Played in the first six games ... Made his first career reception against Cal Poly, hauling in a 36-yard pass to set up an Aztec touchdown ... Also had one carry against the Mustangs ... Returned two kickoffs for 27 yards against Notre Dame ... Career-long 28-yard kickoff return at San Jose State ... Had a 25-yard kickoff return against Idaho ... Suffered a season-ending shoulder injury in the first half of the Idaho game.

**2007:** Played in the first nine games of his career ... Had 12 carries and scored his first career touchdown ... First game at Arizona State, carrying once for five yards ... Ran for eight yards on two carries versus Utah ... Rushed once against New Mexico, Wyoming and TCU ... Season-high three carries in the outings with Air Force and BYU ... Scored his first TD on a 3-yard run in the first quarter of the game with the Horned Frogs ... Logged one kickoff return for 18 yards against Cincinnati.

**2006:** Used his redshirt season ... Named the scout team player of the year on offense.

**High School:** Starred at South High School in Torrance, where he played running back and was also a standout free safety/cornerback ... Lettered four years in football and three years in track ... Two-time all-league and all-area pick on offense ... As a junior, rushed for 1,272 yards and 20 touchdowns and added five interceptions ... Rated as the 115th-best running back nationally by *Scouts, Inc.* ... Ranked as the 21st-best all-purpose running back by *Rivals.com* ... Rivals also had Brown No. 95 on the 2006 post-season California top 100.

**Personal:** Born Feb. 6, 1988 ... Son of Robert and Valencia Brown ... Major is criminal justice.

■ **D. BROWN'S CAREER STATISTICS**

Career Statistics	Rushing					Receiving			
	G	Att.	Yds.	TD	Avg.	No.	Yds.	TD	Avg.
2007	9	12	20	1	1.7	0	0	0	0.0
2008	6	2	1	0	0.5	1	36	0	36.0
2009	12	15	31	0	2.6	2	12	0	6.0
2010	12	30	144	2	4.8	3	30	0	10.0
<b>Totals</b>	<b>39</b>	<b>59</b>	<b>196</b>	<b>3</b>	<b>3.3</b>	<b>6</b>	<b>78</b>	<b>0</b>	<b>13.0</b>

Kickoff Returns	Att.	Yds.	TD	Avg.	Long
2007	1	18	0	18.0	18
2008	6	104	0	17.3	28
2009	8	160	0	20.0	46
2010	16	271	0	16.9	25
<b>Totals</b>	<b>31</b>	<b>543</b>	<b>0</b>	<b>17.5</b>	<b>46</b>

**Career Highs:** Carries: 11 vs. Nicholls (9/4/10); Rushing Yards: 65 vs.

Nicholls (9/4/10); Rushing TD: 2 vs. Nicholls (9/4/10); Long Rush: 44 at NMSU (9/11/10); Receptions: 1, six times; Receiving Yards: 36 vs. Cal Poly (8/30/08); Long Reception: 36 vs. Cal Poly (8/30/08); Long Kickoff Return: 46 vs. Wyoming (11/14/09).

**2010 Highs:** Carries: 11 vs. Nicholls (9/4/10); Rushing Yards: 65 vs. Nicholls (9/4/10); Rushing TD: 2 vs. Nicholls (9/4/10); Long Rush: 44 at NMSU (9/11/10); Receptions: 1, three times; Receiving Yards: 14 vs. Nicholls (9/4/10); Long Reception: 14 vs. Nicholls (9/4/10); Long Kickoff Return: 25 at Missouri (9/18/10), at NMSU (9/11/10).



► **#80 VINCENT BROWN**

WR, 6-0, 195, Sr.-3L,  
Rancho Cucamonga, Calif. (Rancho Cucamonga HS)

One of the top receivers in the nation ... An explosive player with excellent speed and hands, who is able to make things happen ... 2010 preseason all-Mountain West Conference first team by *Phil Steele Magazine*, *Sporting News*, *Lindy's* and *Blue Ribbon College Yearbook* ... Rated the sixth-best wide receiver in the country and most dangerous

deep threat in the MWC by *Lindy's* ... College Football Insiders preseason honorable mention All-American ... 12 career 100-yard receiving games, which tie for second in school history ... Third in Aztec history in career receptions (201) and receiving yards (2,945) and fifth in receiving touchdowns (22).

**2010:** Was on the Biletnikoff Award watch list (top receiver) for the second year in a row ... First-team all-Mountain West Conference pick ... Also plays on special teams ... Leads the MWC in receiving yards (98.9/g) and is second (to teammate DeMarco Sampson) in receptions (5.1/g) ... Is seventh nationally in receiving and his 1,187 yards are 11th in SDSU single-season history ... Five 100-yard receiving games as a senior ... Starter in the opener with Nicholls, logging five receptions for 39 yards ... Five catches for the second consecutive week, just missing the century mark in receiving yardage with 99, including a long of 55, at New Mexico State ... Third-straight game with five catches at No. 25 Missouri ... Best outing of the season thus far with his five receptions for 177 yards and two scores in the victory over Utah State ... Scored TDs on catches of 65 and 82 yards, with the latter being the longest reception of his career and fifth-longest in the country this season ... Went over the 2,000-yard mark in career receiving yards against the Aggies, becoming the 12th Aztec to reach the milestone ... Second consecutive 100-yard receiving game at BYU, posting six grabs for 101 yards and a 36-yard TD ... Did not start vs. the Cougars, the first time he has not started in a game in which he has played since 2007 ... Three catches for 60 yards in the upset of No. 23 Air Force ... Season-high seven receptions at New Mexico ... Third 100-yard receiving outing of the year with five catches for 144 yards, including a long of 53 yards, at Wyoming ... Had three receptions for 40 yards vs. Colorado State ... Caught four passes for 167 yards and two touchdowns at TCU ... Had eight catches for a career-high 184 yards at Utah to go over the 1,000-yard mark ... Three of the eight catches were for touchdowns, marking his fifth career multi-touchdown game ... Had a career-long 90-yard catch against the Utes, his longest reception of his career ... Caught five balls for 74 yards and a TD vs. UNLV.

**2009:** One of 10 semifinalists for the Biletnikoff Award, presented annually to the nation's top receiver ... Second-team all-MWC ... Ended the year with 45 catches for 778 yards and six touchdowns ... Five 100-yard receiving games, including four straight to start the year ... Had a touchdown in each of the team's opening five contests ... Started the first seven games, before suffering a season-ending thumb injury at Colorado State on Oct. 24 ... Became the 24th Aztec to reach the 100 career receptions mark with his five catches for 139 yards against UCLA ... Also met the 1,000 career receiving yards mark in the opener ... His 139 yards vs. the Bruins included a career-long TD catch of 78 yards in the first half ... Also returned three kickoffs for 66 yards vs. UCLA ... Third-straight 100-yard receiving game in the win over Southern Utah, hauling in six passes for 142 yards and a 22-yard TD ... Had one punt return for 28 yards and two kickoff returns for 36 yards with a long of 28 vs. the Thunderbirds ... Career-best 13 receptions for 143 yards and his third TD of the year at Idaho ... Continued his 100-yard streak on his final catch against Air Force, posting 10 grabs for 123 yards and both of the team's touchdowns ... Also returned a punt for 33 yards and a kickoff for 18 yards ... Became the fourth SDSU player to record four consecutive 100-yard receiving games ... Saw his 100-yard receiving streak come to an end against New Mexico State, tallying three catches for 84

yards and touchdown ... Picked right back up vs. BYU, logging eight receptions for 147 yards for his fifth game of 2009 with more than 100 yards receiving ... Did not record a TD for the first time in 2009 in the game vs. the Cougars (five consecutive games with a TD) ... Missed most of the Colorado State game due to injury and did not log a catch.

**2008:** Played and started all 12 contests ... Easily led the team in catches (64) and receiving yards (631) ... Started at the X receiver spot vs. Cal Poly, ending the game with seven catches for 98 yards and a 23-yard touchdown reception in the third quarter ... The 98 receiving yards were a then career-best ... Three catches as a starter vs. Notre Dame ... Pair of receptions at San Jose State ... Career-best 183 receiving yards and three touchdowns in the victory over Idaho ... His three scores came on catches of 41, 48 and 51 yards ... His 183 yards was the 34th-best receiving total in SDSU game history and ranked 23rd in the Bowl Subdivision in 2008 ... Team game-high six catches for 52 yards at TCU with a long of 27 yards ... Four receptions vs. Air Force and five at New Mexico ... Career-best 11 receptions vs. Colorado State, including a 10-yard touchdown ... 11 catches are the most by an Aztec since Jeff Webb had 13 at Hawai'i in Dec. 2005 ... Started at Wyoming, making one catch and returning a punt before leaving the game with a concussion ... Team game-high seven catches for 52 yards at BYU ... Two receptions vs. Utah ... Logged his second-career 100-yard receiving game in the finale with UNLV, catching eight balls for 119 yards ... Became the 47th Aztec in school history to have at least two 100-yard receiving games in his career ... Fifth in the MWC and 46th nationally in receptions per game (5.3).

**2007:** Played in all 12 contests, starting eight of the final nine games ... Fourth on the team in receptions with 31 and in receiving yards with 349 ... Third in school season history in most receptions by a freshman and fourth in most receiving yards ... Returned 25 kickoffs for 547 yards (21.9 ypr.) ... One of four true freshmen to see action in the opener with Washington State ... Returned six kickoffs for 146 yards with a long of 33 yards ... His 146 yards rank sixth in SDSU single-game history ... Logged his first two career receptions at ASU ... Also returned four kickoffs for 109 yards ... Scored his first career touchdown on a 62-yard reception against Portland St. ... Season-long 49-yard kickoff return to start the game with the Vikings ... Returned eight kickoffs to tie a school single-game record against No. 24 Cincinnati for 142 yards ... Three catches for 61 yards, including a long of 46 yards, in the win over CSU ... Career and team season-high nine catches against New Mexico for 58 yards ... Game-winning 27-yard TD reception with 1:06 left in the game against Wyoming ... Caught four passes for 52 yards versus the Cowboys ... Four receptions in the win at UNLV and two against TCU ... Logged a pair of catches in the season finale with BYU.

**High School:** Was a two-time all-Baseline League honoree at Rancho Cucamonga High under head coach Nick Baiz ... Had 42 catches for 530 yards and six touchdowns as a senior, earning his team's most valuable offensive player award ... Tallied 32 receptions for 430 yards and six scores in 2005 ... Also returned kicks for the Cougars and competed in track ... SDSU's first oral commitment in the class of 2007 ... Rated as the No. 18 receiver prospect in the state by *Scout.com*.

**Personal:** Born Jan. 25, 1989, in Upland, Calif. ... Son of Sheila and Vincent Brown, Sr. ... A scholar-athlete ... Nickname is VJ. ... Majoring in philosophy.

■ V. BROWN'S CAREER STATISTICS

Career Statistics	Receiving				
	G	No.	Yds.	TD	Avg.
2007	12	31	349	2	11.3
2008	12	64	631	5	9.9
2009	7	45	778	6	17.3
2010	12	61	1,187	9	19.5
<b>Totals</b>	<b>43</b>	<b>201</b>	<b>2,945</b>	<b>22</b>	<b>14.7</b>

**Career Highs:** Receptions: 13 at Idaho (9/19/09); Receiving Yards: 184 vs. Utah (11/20/10); Receiving TDs: 3 vs. Idaho (9/27/08), vs. Utah (11/20/10); Longest Reception: 90 vs. Utah (11/20/10); Kickoff Returns: 8 vs. Cincinnati (9/29/07); Kickoff Return Yards: 146 vs. WSU (9/8/07); Longest Kickoff Return: 49 vs. PSU (9/22/07).

**2010 Highs:** Receptions: 8 at New Mexico (10/23/10), vs. Utah (11/20/10); Receiving Yards: 184 vs. Utah (11/20/10); Receiving TDs: 3 vs. Utah (11/20/10); Longest Reception: 90 vs. Utah (11/20/10).

■ V. BROWN CAREER GAME-BY-GAME

	Receiving			
	No.	Yds.	TD	Avg.
vs. Wash. St. (9/8/07)	0	0	0	0.0
at ASU (9/15/07)	2	19	0	9.5
PSU (9/22/07)	2	71	1	35.5
CINCINNATI (9/29/07)*	0	0	0	0.0
at CSU (10/6/07)*	3	61	0	20.3
at Utah (10/13/07)	0	0	0	0.0
UNM (10/20/07)*	9	58	0	6.4
WYO (11/3/07)*	4	52	1	13.0
at UNLV (11/10/07)*	4	34	0	8.5
at AFA (11/17/07)*	3	31	0	10.3
TCU (11/24/07)*	2	12	0	6.0
BYU (12/1/07)*	2	11	0	5.5
CAL POLY (8/30/08)*	7	98	1	14.0
at ND (9/6/08)*	3	19	0	6.3
at SJSU (9/13/08)*	2	15	0	7.5
IDAHO (9/27/08)*	8	183	3	22.9
at TCU (10/4/08)*	6	52	0	8.7
AFA (10/11/08)*	4	14	0	3.5
at UNM (10/18/08)*	5	15	0	3.0
CSU (10/25/08)*	11	40	0	3.6
at WYO (11/1/08)*	1	7	0	7.0
at BYU (11/8/08)*	7	52	0	7.4
UTAH (11/13/08)*	2	17	0	8.5
UNLV (11/22/08)*	8	119	0	14.9
at UCLA (9/5/09)*	5	139	1	27.8
SUU (9/12/09)*	6	142	1	23.7
at Idaho (9/19/09)*	13	143	1	11.0
at AFA (9/26/09)*	10	123	2	12.3
NMSU (10/3/09)*	3	84	1	28.0
BYU (10/17/09)*	8	147	0	18.4
at CSU (10/24/09)*	0	0	0	0.0
UNM (10/31/09)			DNP-INJ	
TCU (11/7/09)			DNP-INJ	
WYO (11/14/09)			DNP-INJ	
at Utah (11/21/09)			DNP-INJ	
at UNLV (11/28/09)			DNP-INJ	
NICHOLLS (9/4/10)*	5	39	0	7.8
at NMSU (9/11/10)*	5	99	0	19.8
at Missouri (9/18/10)*	5	17	0	3.4
UTAH ST. (9/25/10)*	5	177	2	35.4
at BYU (10/9/10)	6	101	1	16.8
AIR FORCE (10/16/10)*	3	60	1	20.0
at UNM (10/23/10)*	7	85	0	12.1
at WYO (10/30/10)*	5	144	0	28.8
COLORADO ST. (11/6/10)*	3	40	0	13.3
at TCU (11/13/10)*	4	167	2	41.8
UTAH (11/20/10)*	8	184	3	23.0
UNLV (11/27/10)*	5	74	1	14.8

\* = Game started

▶ #9 MILES BURRIS



LB, 6-2, 235, Jr.-2L, Granite Bay, Calif. (Granite Bay HS)

Has had a career year in which he established himself as one of the top defensive players in the Mountain West Conference ... A hard-nosed, relentless player who always seems to be around the ball ... Entering the year, was SDSU's lone returning starter at linebacker and team's top returning tackler ... Team's defensive scout player of the year in 2007, while using his redshirt season ... SDSU scholar-athlete ... 2008 President's Award for Highest Standards of Academic & Athletic Excellence ... Two-time MWC all-academic honoree ... 2010 preseason all-Mountain West Conference second team and midseason first team by *Phil Steele Magazine* ... Has played in 36 consecutive contests.

**2010:** Named a first-team all-Mountain West Conference selection by the coaches and by *Phil Steele Magazine* ... Leads the MWC in sacks (T-17th nationally) and tackles for a loss (9th nationally), and is tied for second in fumbles forced (T-5th nationally) ... In league-only outings, had four more

tackles for loss and two more sacks than any other MWC players ... His 9.5 sacks tie for seventh in Aztec season history and are the most by an SDSU player since 1999 ... Ranks No. 1 on the team in tackles with 74 ... Made his 13th consecutive start at linebacker in the opener, coming away with four tackles, including one for a loss of seven yards ... Tied for team game high in tackles with eight at New Mexico State ... Forced his first career fumble in the fourth quarter at No. 25 Missouri, while also adding 1.5 tackles for loss ... Tallied a sack in the win over Utah State ... Standout effort in the MWC opener with BYU, tallying a pair of sacks, forcing a fumble and ending up with six tackles overall ... Reached the 100-tackle mark against the Cougars ... Four stops in the win over No. 23 Air Force ... SDSU's leading tackler at New Mexico, posting eight with two TFLs and a sack ... Another sack at Wyoming, logging four solo tackles overall ... Had a monster game vs. CSU, posting career-high marks in tackles (10), sacks (2.0, tied), tackles for loss (4.0) and forced fumbles (2) to earn MWC defensive player-of-the-week honors ... Recorded nine tackles, including two for loss and a sack at TCU ... Had a game-high eight tackles vs. Utah ... Recorded a team-best seven tackles, including 3.5 for a loss and 1.5 sacks, against UNLV.

**2009:** Was SDSU's second-leading tackler with a career-high 58 stops ... Third on the team in tackles for loss with 6.0 ... Played and started all 12 contests ... Accounted for four solo tackles, including one for a loss of a yard vs. UCLA ... Five stops, two TFLs and his first career sack against Southern Utah ... Four tackles with a half sack at Idaho ... Career high in tackles with nine against Air Force ... Two stops in the win over NMSU and five vs. BYU ... Four tackles in the victory at CSU ... Three solo efforts against New Mexico ... Had four solo stops vs. TCU ... Recorded a team-best seven tackles (six solo) and a TFL vs. Wyoming ... Six stops in the season finale at UNLV.

**2008:** Saw his first playing time against Cal Poly and Notre Dame on special teams ... First career tackle at San Jose State ... Career-high three stops against Idaho ... Five tackles and his first TFL in his most extensive action on defense at TCU ... Then career-best six stops as a reserve at New Mexico ... One solo tackle at Wyoming ... Two assisted stops and a half tackle for loss at BYU ... One solo effort in the win over UNLV.

**2007:** Tabbed for the scout team award for defense ... Redshirted the campaign.

**High School:** Was a two-time all-Metropolitan League selection and captured Granite Bay High School's defensive player of the year award following his junior and senior campaigns ... In 2006, he recorded 120 tackles and added 6.5 sacks to become Granite Bay's all-time leading tackler ... His junior season saw him tally 90 stops, including three sacks, and recover four fumbles ... Ranked as the nation's 30th-best inside linebacker prospect by *Rivals.com*.

**Personal:** Born June 27, 1988, in Roseville, Calif. ... Son of Jim and Donna Burris ... Father played football at Oregon State ... Is a business management major.

■ BURRIS' CAREER STATISTICS

Career Statistics	G	UA-AT-TT	TFL-Yds.	Sacks	Int.	PBU	FF	FR
2008	12	11-8-19	1.5-2	0-0	0-0	0	0	0
2009	12	30-28-58	6.0-14	1.5-9	0-0	0	0	0
2010	12	49-25-74	19.0-96	9.5-61	0-0	0	4	0
<b>Totals</b>	<b>36</b>	<b>90-61-151</b>	<b>26.5-112</b>	<b>11.0-70</b>	<b>0-0</b>	<b>0</b>	<b>4</b>	<b>0</b>

**Career/2010 Highs:** Tackles: 10 vs. CSU (11/6/10); TFL: 4.0 vs. CSU (11/6/10); Sack: 2.0, two times; FF: 2 vs. CSU (11/6/10).

■ BURRIS CAREER GAME-BY-GAME

	G	UA-AT-TT	TFL-Yds.	Sacks	Int.	PBU	FF	FR
CAL POLY (8/30/08)	1	0-0-0	0-0	0-0	0-0	0	0	0
at ND (9/6/08)	1	0-0-0	0-0	0-0	0-0	0	0	0
at SJSU (9/13/08)	1	1-0-1	0-0	0-0	0-0	0	0	0
IDAHO (9/27/08)	1	2-1-3	0-0	0-0	0-0	0	0	0
at TCU (10/4/08)	1	3-2-5	1.0-1	0-0	0-0	0	0	0
AFA (10/11/08)	1	0-0-0	0-0	0-0	0-0	0	0	0
at UNM (10/18/08)	1	3-3-6	0-0	0-0	0-0	0	0	0
CSU (10/25/08)	1	0-0-0	0-0	0-0	0-0	0	0	0
at WYO (11/1/08)	1	1-0-1	0-0	0-0	0-0	0	0	0
at BYU (11/8/08)	1	0-2-2	0.5-1	0-0	0-0	0	0	0
UTAH (11/15/08)	1	0-0-0	0-0	0-0	0-0	0	0	0
UNLV (11/22/08)	1	1-0-1	0-0	0-0	0-0	0	0	0
at UCLA (9/5/09)*	1	4-0-4	1.0-1	0-0	0-0	0	0	0

SUU (9/12/09)*	1	2-3-5	2.0-5	1.0-4	0-0	0	0	0
at Idaho (9/19/09)*	1	2-2-4	0.5-5	0.5-5	0-0	0	0	0
at AFA (9/26/09)*	1	1-8-9	0-0	0-0	0-0	0	0	0
NMSU (10/3/09)*	1	1-1-2	0-0	0-0	0-0	0	0	0
BYU (10/17/09)*	1	4-1-5	1.0-1	0-0	0-0	0	0	0
at CSU (10/24/09)*	1	2-2-4	0.5-0	0-0	0-0	0	0	0
UNM (10/31/09)*	1	3-0-3	0-0	0-0	0-0	0	0	0
TCU (11/7/09)*	1	4-1-5	0-0	0-0	0-0	0	0	0
WYO (11/14/09)*	1	6-1-7	1.0-2	0-0	0-0	0	0	0
at UTAH (11/21/09)*	1	0-4-4	0-0	0-0	0-0	0	0	0
at UNLV (11/28/09)*	1	1-5-6	0-0	0-0	0-0	0	0	0
NICHOLLS (9/4/10)*	1	3-1-4	1.0-7	0-0	0-0	0	0	0
at NMSU (9/11/10)*	1	3-5-8	0.5-1	0-0	0-0	0	0	0
at Missouri (9/18/10)*	1	2-2-4	1.5-3	0-0	0-0	0	1	0
UTAH ST. (9/25/10)*	1	1-1-2	1.0-6	1.0-6	0-0	0	0	0
at BYU (10/9/10)*	1	4-2-6	2.0-12	2.0-12	0-0	0	1	0
AIR FORCE (10/16/10)*	1	0-4-4	0-0	0-0	0-0	0	0	0
at UNM (10/23/10)*	1	6-2-8	2.0-2	1.0-1	0-0	0	0	0
at WYO (10/30/10)*	1	4-0-4	1.0-6	1.0-6	0-0	0	0	0
CSU (11/6/10)*	1	9-1-10	4.0-35	2.0-18	0-0	0	2	0
at TCU (11/13/10)*	1	8-1-9	2.0-14	1.0-11	0-0	0	0	0
UTAH (11/20/10)*	1	4-4-8	0.5-1	0.0-0	0-0	0	0	0
UNLV (11/27/10)*	1	5-2-7	3.5-9	1.5-7	0-0	0	0	0

\* = Game started

▶ # 11 BRANDON DAVIS

DB, 6-2, 190, Jr.-2L, Oakland, Calif. (Castlemont HS)



Starter in the secondary the last two seasons after splitting his time on both sides of the ball at wide receiver and defensive back in 2008 ... Also returned kick-offs as a sophomore and junior ... Is a tall, physical presence in the defensive backfield ... Redshirted in 2007.

**2010:** Starter at Warrior and has been the team's primary kick returner ... Played in 11 of 12 outings, starting 10 occasions ... Has 33 tackles with 24 of those being solos ... Made four stops at New Mexico State and also contributed a 36-yard kickoff return ... Three solo tackles at No. 25 Missouri ... Four stops against Utah State, including a sack for a loss of eight yards and a PBU ... Made five tackles with one behind the line of scrimmage and added a PBU and two kick off returns for 38 yards at BYU ... A reserve on defense, but did return four kickoffs for 92 yards (23.0 ypr.) with a long of 32 vs. No. 23 Air Force ... Outstanding evening as a kick returner at New Mexico, averaging 30.5 yards a return, including a career-long 37-yard effort ... SDSU's top tackler at Wyoming, posting six and a pass breakup ... Recorded four tackles (all solo) vs. Colorado State and made four stops at TCU ... Missed the UNLV game with an ankle injury.

**2009:** Logged minutes in 11 of the team's 12 games, starting eight outings ... Led SDSU in PBUs with five ... First career starts at the warrior position against UCLA and Southern Utah ... Posted two tackles and forced his first career fumble vs. the Bruins ... Also tallied a pair of stops in the win over the Thunderbirds ... Reserve at Idaho, making one kick return for 19 yards before missing most of the game due to injury ... Did not play against Air Force (inj.) ... Returned as a starter vs. NMSU, contributing three tackles, including his first career sack ... Tripled his previous career high the next game against BYU with nine tackles, a TFL and a PBU ... Tied his career best and tied for the team game-high with nine tackles to go with two PBUs in the win over New Mexico ... Earned the start against TCU and made one tackle ... Started vs. Wyoming and had three stops (two solo) ... Also started at Utah (three tackles) ... Had a pair of PBUs in the finale with UNLV.

**2008:** Practiced on both offense and defense ... Played in the final 11 games, primarily on special teams ... First game as an Aztec at Notre Dame, tallying an assisted tackle ... Had two solo efforts against Idaho ... One tackle vs. Air Force and at BYU ... Ended the season with five stops ... Offensively, had two carries for five yards in the season-ending win over UNLV.

**2007:** Did not play as a true freshman.

**High School:** Coached by Amin Denny at Castlemont High School ... Ranked No. 8 in the *Contra Costa Times'* "Cream of the Crop" poll, which lists the top-20 football recruits in the East Bay ... *Rivals.com* rated him as the No. 59 safety prospect and a three-star recruit ... In 2006, was first-team all-city and all-East Bay in leading the Knights to an 8-3 mark ... Team MVP as a junior and second-team all-city selection.

**Personal:** Born April 16, 1989, in Oakland, Calif. ... Son of Elvina Moody and the late James Davis ... Is an urban studies major.

■ DAVIS' CAREER STATISTICS

Career Statistics	G	UA-AT-TT	TFL-Yds.	Sacks	Int.	PBU	FF	FR
2008	11	2-3-5	0-0	0-0	0-0	0	0	0
2009	11	26-7-33	2.0-13	1.0-8	0-0	5	1	0
2010	11	24-9-33	2.0-9	1.0-8	0-0	3	0	0
<b>Totals</b>	<b>33</b>	<b>52-19-71</b>	<b>4.0-22</b>	<b>2.0-16</b>	<b>0-0</b>	<b>8</b>	<b>1</b>	<b>0</b>

**Career Highs:** Tackles: 9 vs. UNM (10/31/09), vs. BYU (10/17/09); TFLs: 1.0, four times; Sacks: 1.0 vs. Utah St. (9/25/10), vs. NMSU (10/3/09); PBU: 2 at UNLV (11/28/09), vs. UNM (10/31/09); FF: 1 at UCLA (9/5/09).

**2010 Highs:** Tackles: 6 at Wyoming (10/30/10); TFLs: 1.0 at BYU (10/9/10), vs. Utah St. (9/25/10); Sacks: 1.0 vs. Utah St. (9/25/10); PBU: 1, three times; Long Kickoff Return: 37 at UNM (10/23/10).

Kickoff Returns	Att.	Yds.	TD	Avg.	Long
2009	3	53	0	17.7	20
2010	22	490	0	22.3	37
<b>Totals</b>	<b>25</b>	<b>543</b>	<b>0</b>	<b>21.7</b>	<b>37</b>

■ DAVIS CAREER GAME-BY-GAME

	G	UA-AT-TT	TFL-Yds.	Sacks	Int.	PBU	FF	FR
CAL POLY (8/30/08)			DNP-CD					
at ND (9/6/08)	1	0-1-1	0-0	0-0	0-0	0	0	0
at SJSU (9/13/08)	1	0-0-0	0-0	0-0	0-0	0	0	0
IDAHO (9/27/08)	1	2-0-2	0-0	0-0	0-0	0	0	0
at TCU (10/4/08)	1	0-0-0	0-0	0-0	0-0	0	0	0
AFA (10/11/08)	1	0-1-1	0-0	0-0	0-0	0	0	0
at UNM (10/18/08)	1	0-0-0	0-0	0-0	0-0	0	0	0
CSU (10/25/08)	1	0-0-0	0-0	0-0	0-0	0	0	0
at WYO (11/1/08)	1	0-0-0	0-0	0-0	0-0	0	0	0
at BYU (11/8/08)	1	0-1-1	0-0	0-0	0-0	0	0	0
UTAH (11/15/08)	1	0-0-0	0-0	0-0	0-0	0	0	0
UNLV (11/22/08)	1	0-0-0	0-0	0-0	0-0	0	0	0
at UCLA (9/5/09)*	1	2-0-2	0-0	0-0	0-0	0	1	0
vs. SUU (9/12/09)*	1	1-1-2	0-0	0-0	0-0	0	0	0
at Idaho (9/19/09)	1	0-0-0	0-0	0-0	0-0	0	0	0
at AFA (9/26/09)			DNP-INJ					
vs. NMSU (10/3/09)*1	1	3-0-3	1.0-8	1.0-8	0-0	0	0	0
vs. BYU (10/17/09)*	1	8-1-9	1.0-5	0-0	0-0	1	0	0
at CSU (10/24/09)*	1	0-0-0	0-0	0-0	0-0	0	0	0
vs. UNM (10/31/09)*1	1	8-1-9	0-0	0-0	0-0	2	0	0
vs. TCU (11/7/09)*	1	0-1-1	0-0	0-0	0-0	0	0	0
vs. WYO (11/14/09)*1	1	2-1-3	0-0	0-0	0-0	0	0	0
at UTAH (11/21/09)*1	1	2-1-3	0-0	0-0	0-0	0	0	0
at UNLV (11/28/09)	1	0-1-1	0-0	0-0	0-0	2	0	0
NICHOLLS (9/4/10)*	1	0-1-1	0-0	0-0	0-0	0	0	0
at NMSU (9/11/10)*	1	1-3-4	0-0	0-0	0-0	0	0	0
at Missouri (9/18/10)*	1	3-0-3	0-0	0-0	0-0	0	0	0
UTAH ST. (9/25/10)*	1	4-0-4	1.0-8	1.0-8	0-0	1	0	0
at BYU (10/9/10)*	1	3-2-5	1.0-1	0-0	0-0	1	0	0
AIR FORCE (10/16/10)	1	0-0-0	0-0	0-0	0-0	0	0	0
at UNM (10/23/10)*	1	2-0-2	0-0	0-0	0-0	0	0	0
at WYO (10/30/10)*	1	4-2-6	0-0	0-0	0-0	1	0	0
CSU (11/6/10)*	1	4-0-4	0-0	0-0	0-0	0	0	0
at TCU (11/13/10)*	1	3-1-4	0-0	0-0	0-0	0	0	0
UTAH (11/20/10)*	1	0-0-0	0-0	0-0	0-0	0	0	0
UNLV (11/27/10)			DNP-INJ					

\* = Game started

► #60 TOMMIE DRAHEIM

OL, 6-4, 300, Jr.-1L, Lakeside, Calif. (El Capitan HS)

Versatile offensive lineman, who has played both tackle and center ... Started seven contests in 2009, after missing the entire 2008 season due to injury ... Switched from center to tackle during 2009 spring drills ... Redshirted in 2007 as a true freshman ... Teammate of Ryan Lindley at El Capitan.

**2010:** Starter at left tackle in all 12 games this season ... Posted a tackle



against Wyoming on an interception return.

**2009:** Played in nine contests, starting on seven occasions ... One of four Aztecs to earn a start in their first collegiate game on Sept. 5 at UCLA ... Starter in the next two games vs. Southern Utah and Idaho ... Was a reserve at tackle at Air Force and against New Mexico ... Regained his starting slot in the final four contests.

**2008:** Suffered a shoulder injury during the summer and did not see any action.

**2007:** Did not play, utilizing his redshirt year.

**High School:** Played at center and defensive tackle as a senior at El Capitan High, helping the Vaqueros to 10-0 regular season record and a berth in the CIF section playoffs ... Was an all-CIF and all-state (medium schools) pick on offense in 2006 ... Second-team all-league as a junior ... Won two letters as a thrower on the track and field squad ... Honor roll student.

**Personal:** Born Dec. 23, 1988, in Kennewick, Wash. ... Son of Tamura and Damon Draheim ... Majoring in business ... SDSU scholar-athlete in fall 2009.



► #68 NIK EMBERNATE

OL, 6-4, 305, So.-1L, Yucaipa, Calif. (Yucaipa HS)

Aggressive o-lineman, who has started 20 consecutive outings ... Continues to mature ... Made an immediate impact in his first full season at San Diego State as a freshman, starting the final eight games and garnering the team's outstanding freshman award.

**2010:** Started all 12 outings at right guard.

**2009:** Part of the 2008 recruiting class, who enrolled at SDSU in time for the 2009 spring semester ... Did not play in the team's first four contests ... Starter in his first career game in the win over New Mexico State at right guard ... Also a starter vs. BYU, Colorado State, New Mexico, TCU, Wyoming, Utah and UNLV.

**High School:** A two-time first-team all-county selection at Yucaipa High School under coach Scott Pearne ... Helped the Thunderbirds to a 7-4 overall record and a third-place league finish as a senior ... Anchored an offensive line that helped the team rush for over 240 yards in an outing in 2007 and advance to the playoffs for the second year in a row ... Citrus Belt all-league first-team honoree each of his final two seasons ... First-team all-area by the *Press Enterprise* in 2007 ... Two-time captain ... Member of the inland all-star team at last month's inaugural Southern California Bowl ... Also competed in track and field, throwing the shot put and discus ... League champ in the shot put as a junior.

**Personal:** Born November 3, 1990, in Fontana, Calif. ... Son of Mathew Emberate and Valerie Monroe ... Drew interest from Nevada ... Is a social science major.



► #88 GAVIN ESCOBAR

TE, 6-6, 245, Fr.-RS R. Santa Margarita, Calif. (S. Margarita Catholic HS)

Stepped in immediately after the loss of senior Alston Umuolo to be the Aztecs' starting tight end ... Huge target, who has great hands and is hard to bring down.

**2010:** Named a second-team all-Mountain West Conference pick ... Has 18 receptions for either first downs or touchdowns in 2010 ... His 26 catches and four

TDs on the year are third on the team ... Played in his first career game as an Aztec, logging his first career catch for 27 yards in the opening win over Nicholls ... First career start and first career touchdown at New Mexico State ... Ended the win over the Aggies with two catches for 33 yards, including a 14-yard TD reception in the first quarter ... Starter again at No. 25 Missouri, posting a pair of catches to go with a tackle ... Two grabs for 57 yards as a starter vs. Utah State ... His career-long 45-yard reception in the first quarter set up the team's second touchdown ... Only catch at BYU was a one-yard TD on a critical fourth-down play ... Second consecutive game with a touchdown, making a spectacular one-handed catch for an eight-yard score in the second half vs. No. 23 Air Force ... Reception was rated No. 2 on ESPN's top plays of the day ... Two catches for 11 yards in the win at New Mexico ... Had a career-high and team-high four receptions for 42 yards vs. Colorado State ... Bettered his career high with six catches

for 62 yards against Utah, including a 14-yard touchdown ... Caught four balls for 42 yards vs. UNLV.

**2009:** Did not see any action in his first year on campus.

**High School:** Standout at Santa Margarita High School in Orange County ... A 2008 Trinity League second-team selection on offense after grabbing 37 receptions for 492 yards and six scores ... Had seven receptions for 130 yards against St. Bonaventure, the eventual state Division III champion ... Named the player of the game for his performance ... As a junior, caught 11 passes for 163 yards (14.8 yards per catch) ... Listed as the No. 79 tight end nationally by *Scout.com* ... A preseason "Senior to Watch" by *ocvarsity.com* ... Named No. 20 on the "Top 20 O.C. Recruits for Class of 2009" list by *ocvarsity.com* ... Also competed in basketball.

**Personal:** Born Feb. 3, 1991, in New York, N.Y. ... Son of Harry and Erin Escobar ... Committed to San Diego State early in the recruiting process ... Received interest from Utah and Boise State ... Intends to major in art or business.

■ ESCOBAR'S CAREER STATISTICS

Career Statistics	Receiving				
	G	No.	Yds.	TD	Avg.
2010	12	26	299	4	11.5

**Career/2010 Highs:** Receptions: 6 vs. Utah (11/20/10); Receiving Yards: 65 vs. Utah (11/20/10); Receiving TDs: 1, four times; Longest Reception: 45 vs. Utah St. (9/25/10).

■ ESCOBAR 2010 GAME-BY-GAME

	Receiving			
	No.	Yds.	TD	Avg.
NICHOLLS (9/4/10)	1	27	0	27.0
at NMSU (9/11/10)*	2	33	1	16.5
at Missouri (9/18/10)*	2	5	0	2.5
UTAH ST. (9/25/10)*	2	57	0	28.5
at BYU (10/9/10)*	1	1	1	1.0
AIR FORCE (10/16/10)*	1	8	1	8.0
at UNM (10/23/10)*	2	11	0	5.5
at WYO (10/30/10)*	1	8	0	8.0
CSU (11/6/10)*	4	42	0	10.5
at TCU (11/13/10)*	0	0	0	0.0
UTAH (11/20/10)*	6	65	1	10.8
UNLV (11/27/10)*	4	42	0	10.5

\* = Game started

▶ #93 LARRY GIBBS

DL, 6-0, 245, Jr.-SQ, Riverside, Calif. (Ramona HS)

Is listed as the back-up at defensive end behind senior Jacob Taunanuu, after the loss of B.J. Williams due to injury ... Joined the football program in time for 2009 spring drills ... Did not play right after high school.

**2010:** Has been in reserve in six outings, including the last three ... Came off the bench in the second quarter in the

opener with Nicholls ... Played against Utah State ... First stops of the year against Colorado State, including his first sack for a loss of six yards ... Half tackle for loss vs. Utah ... Two tackles and his first PBU vs. UNLV.

**2009:** Played three contests as a reserve in his Aztec debut season ... First career game at Idaho on Sept. 19 ... Made his first two tackles at Air Force, including one for a loss of two yards ... Also played against TCU.

**High School:** A four-year letterwinner at Ramona High School in Riverside, Calif., where he played on both sides of the ball ... All-league and all-county selection ... Led the team in receiving his senior season, while also being credited with 111 tackles, three sacks and one interception ... Team captain his final two campaigns.

**Personal:** Born May 1, 1989, in Orange, Calif. ... Son of Lorenzo and Alison Woods ... Is a business management major.

■ GIBBS' CAREER STATISTICS

Career Statistics	G	UA-AT-TT	TFL-Yds.	Sacks	Int.	PBU	FF	FR
2009	3	2-0-2	1.0-2	0-0	0-0	0	0	0
2010	6	3-3-6	1.5-7	1.0-6	0-0	1	0	0
Totals	9	5-3-8	2.5-9	1.0-6	0-0	1	0	0

**Career Highs:** Tackles: 2, three times; TFL: 1.0 vs. CSU (11/6/10), at Air

Force (9/26/09); Sacks: 1.0 vs. CSU (11/6/10); PBU: 1 vs. UNLV (11/27/10).

**2010 Highs:** Tackles: 2 vs. UNLV (11/27/10), vs. CSU (11/6/10); TFL: 1.0 vs. CSU (11/6/10); Sacks: 1.0 vs. CSU (11/6/10); PBU: 1 vs. UNLV (11/27/10).

▶ #79 KURTIS GUNTHER

OL, 6-8, 290, Jr.-1L, Camarillo, Calif. (Adolfo Camarillo HS)

Came back from an injury that kept him out the entire 2009 campaign to claim the starting spot at right tackle.

**2010:** Played in his first game since 2008, earning his second career start at right tackle vs. Nicholls ... Also was a starter in last 11 outings.

**2009:** Did not participate in any contests as a sophomore.

**2008:** Did not play in the opening three games ... First career action as a reserve vs. Idaho ... Did not see action at TCU ... First career start in place of Lance Louis against Air Force at right tackle ... Reserve at UNM ... Did not play against CSU, before returning to action vs. Wyoming, BYU, Utah and UNLV.

**2007:** Did not play, using his redshirt season.

**High School:** Earned first-team all-Pacific View League honors as a senior at Adolfo Camarillo High ... Played at offensive tackle and defensive end under coach Dennis Reidmiller ... Three-star recruit by *Rivals.com* ... Honored with the team's captains award in 2006 ... Won two letters in basketball and three in volleyball, earning all-league and all-CIF honors.

**Personal:** Born May 5, 1989 ... Son of Keith and Tammy Gunther ... Brother, Kyle, played football at Utah and was the Utes' starting center ... Majoring in economics.

▶ #37 VANESS HARRIS

LB, 6-2, 245, Fr.-RS, Los Angeles, Calif. (Dorsey HS)

Is the back-up at one outside linebacker spot behind Logan Ketchum ... Is third on the two-deep at the other outside LB position ... Joined the team for 2009 fall camp.

**2010:** Appeared in four games, including the last two ... Made his debut vs. Air Force, compiling three solo tackles ... Reserve vs. TCU ... One stop against Utah, but did not

record any stats vs. UNLV.

**2009:** Did not play as a true freshman.

**High School:** Attended Dorsey High School and played for head coach Paul Knox ... The Dons won their league his first two years and finished second his junior and senior campaigns ... Was first-team all-city as a wide receiver in 2008 ... Also competed in track and field.

**Personal:** Born Jan. 2, 1991, in Harbor City, Calif. ... Son of Christie and Vanessa Harris ... Is undecided on his major.

■ HARRIS' CAREER STATISTICS

Career Statistics	G	UA-AT-TT	TFL-Yds.	Sacks	Int.	PBU	FF	FR
2010	4	4-0-4	0-0	0-0	0-0	0	0	0

**Career Highs:** Tackles: 3 vs. Air Force (10/16/10).

▶ #13 RONNIE HILLMAN

RB, 5-10, 185, Fr.-HS, La Habra, Calif. (La Habra HS)

One of the country's top freshmen, who has exploded onto the scene to lead the conference in rushing ... Speed burner, who has ability to take it up a notch in the open field and evade tacklers ... Was in 2009 fall camp, but left before the start of the semester and re-enrolled in the spring 2010, where he ended drills as the No. 1 running

back ... Five 100-yard rushing games, all for more than 150 yards.

**2010:** Was named the Mountain West Conference Freshman of the Year and a first-team all-MWC pick ... Is 14th nationally and first among freshmen in rushing yards per game (108.67), is tied for 61st in all-purpose yardage (113.00) and is tied for 77th in scoring (7.00/g) ... His 1,304 yards are an MWC freshman record, second most by an Aztec freshman (trailing only Marshall Faulk), the sixth-most by a SDSU player and are the most by an Aztec overall since 2001 ... Only MWC player to average more than 100 yards on the ground this season ... One of four true freshmen to play in the opener ... Came off the bench against Nicholls, posting a team-best 15 car-

ries for 65 yards and a 6-yard TD in the fourth quarter of the Aztecs' victory ... MWC Offensive Player of the Week after scoring four, second-half touchdowns and running for 150 yards on 22 carries in the win over New Mexico State ... Four TDs are a MWC freshman record, are the most by an Aztec since 2001 and tie for fifth in school single-game history ... Spectacular outing at No. 25 Missouri, carrying 23 times for 228 yards and two scores ... First Aztec to run for 200 yards in a game since 2003 ... Set a MWC single-game record for rushing yards by a freshman (No. 20 nationally in 2010) ... Scored against the Tigers on runs of 75 and 93 yards ... His 93-yard rush is the third-longest in the nation in 2010, and is second in SDSU history ... First Aztec to have back-to-back 100-yard rushing games since 2006 ... Named MWC offensive player of the week for a second time, becoming the first Aztec to do so in consecutive weeks in league history ... Scored a touchdown in his fourth straight game, giving SDSU a 7-0 lead vs. Utah State ... First career start against the Aggies, compiling 23 rushes for 89 yards and one reception for four yards ... Starter at BYU, carrying 10 times for 72 yards, including a long of 38 ... Third MWC offensive player-of-the-week award, carrying 24 times for 191 yards and two scores in the upset of No. 23 Air Force ... First TD was on a 65-yard scamper in the first half and second proved to be the game-winner in the fourth quarter on a 44-yard run ... Played the first half and one play in the second half of the team's win at New Mexico ... Still logged 18 carries for 64 yards and his 11th TD of the season against the Lobos ... Starter at Wyoming, posting 44 yards on the ground ... Became the third Aztec freshman to break 1,000 yards in a season when he ran for 151 yards on a career-high 31 carries and a touchdown vs. Colorado State ... Had 54 yards rushing and a TD vs. Utah, along with a career-best two catches for 26 yards ... Ran for 152 yards on 19 carries vs. UNLV to break the MWC freshman rushing record.

**High School:** Led La Habra High to the 2008 CIF Southern Section Southwest Division title after going 5-0 in the Freeway League and winning the 2008 Freeway League Championship ... A 2008 *Orange County Register* all-county first-team pick on special teams ... Dubbed the "Reggie Bush of Orange County" by Steve Fryer ... His prep team went 12-2 overall and ended the season on a nine-game win streak ... Selected as the 2008 Freeway League MVP ... Named a "Top 5 to Watch in 2008" by *ocvarsity.com* ... Picked No. 9 of the "Top 20 O.C. Recruits for Class of 2009" by *ocvarsity.com*, after he carried 97 times for 1,251 yards and 14 touchdowns in 2008 ... Rushing and receiving, he accounted for 2,104 yards and 27 touchdowns as a senior ... The 2007 Southeast Division offensive player of the year ... Helped the Highlanders to the 2007 CIF-SS Southwest Division Championship crown after amassing 1,615 yards and 20 touchdowns in 2007 ... Also lettered in track and field and basketball.

**Personal:** Born Sept. 14, 1991, in Long Beach, Calif. ... Son of Ronnie and Tiffany Hillman and Carla Mitchell ... Received scholarship offers from three Mountain West Conference schools.

■ HILLMAN'S CAREER STATISTICS

Career Statistics	Rushing				Receiving			
	G	Att.	Yds.	TD Avg.	No.	Yds.	TD Avg.	
2010	12	234	1,304	14 5.6	7	52	0 7.4	

**Career/2010 Highs:** Carries: 31 vs. CSU (11/6/10); Rushing Yards: 228 at Missouri (9/18/10); Rushing TDs: 4 at NMSU (9/11/10); Long Rush: 93 at Missouri (9/18/10); Receptions: 2 vs. UNLV (11/27/10); vs. Utah (11/20/10); Long Reception: 20 vs. Utah (11/20/10).

■ HILLMAN GAME-BY-GAME

	Rushing				Receiving			
	Att.	Yds.	TD	Avg.	No.	Yds.	TD	Avg.
NICHOLLS (9/4/10)	15	65	1	4.3	0	0	0	0.0
at NMSU (9/11/10)	22	150	4	6.8	0	0	0	0.0
at Missouri (9/18/10)	23	228	2	9.9	1	2	0	2.0
UTAH ST. (9/25/10)*	23	89	1	3.9	1	4	0	4.0
at BYU (10/9/10)*	11	62	0	5.6	0	0	0	0.0
AIR FORCE (10/16/10)*	24	191	2	8.0	1	8	0	8.0
at UNM (10/23/10)*	18	64	1	3.6	0	0	0	0.0
at WYO (10/30/10)*	21	44	0	2.1	0	0	0	0.0
CSU (11/6/10)*	31	151	1	4.9	0	0	0	0.0
at TCU (11/13/10)*	13	54	0	4.2	0	0	0	0.0
UTAH (11/20/10)*	14	54	1	3.9	2	26	0	13.0
UNLV (11/27/10)*	19	152	1	8.0	2	12	0	6.0

\* = Game started



▶ #50 TRASK IOSEFA

OL, 6-0, 300, Sr.-3L,  
Ewa Beach, Hawaii (Punahou HS)

Four-year starter at center and anchor of the much improved Aztec offensive line ... Has made 48 consecutive starts, the most on the team ... Rimington Trophy Watch List in 2009 and 2010 ... 2010 preseason all-MWC by *Lindy's* (second team) and *Phil Steele Magazine* (third team) ... *Phil Steele* midseason and postseason third team all-league.

**2010:** Named a second-team all-Mountain West Conference pick ... Made his 37th and 38th consecutive starts against Nicholls and New Mexico State ... A starter again in the last 10 contests.

**2009:** Started all 12 contests for the third year in a row.

**2008:** Started every game at center as a sophomore.

**2007:** Started his first 12 career games at center.

**2006:** Used his redshirt year ... Joined the Aztecs during the spring semester 2006, after signing in February 2005.

**High School:** A first-team all-state selection and an all-region pick by *PrepStar* magazine ... Received recruiting attention on both sides of the ball ... Selected as first-team member of the Interscholastic League of Honolulu each of his last two prep seasons at Punahou School ... Excellent athlete who also earned varsity letters in basketball and track.

**Personal:** Born Jan. 2, 1987, in Honolulu, Hawaii ... Son of Kaleve Tufono-Iosefa and Alaisea Iosefa ... Full name is Trask Loimata Faalafi Iosefa ... Majoring in social science.



▶ #71 ALEC JOHNSON

OL, 6-3, 295, So.-SQ,  
Denver, Colo. (J.K. Mullen HS)

Bounced back from injury to start every game for the Aztecs at left guard ... Also is listed as the team's back-up at center ... Prep teammate of fellow Aztec o-lineman Jimmy Miller ... Tabbed as an SDSU scholar-athlete ...


**2010:** Starter at left guard for the fourth and fifth times in his career against Nicholls and New Mexico State ... Also in the starting line-up in the last 10 games.

**2009:** Made his SDSU debut as a reserve vs. both Southern Utah and Idaho ... Took over the starting duty at left guard at Air Force ... Also started vs. New Mexico State and BYU, before going down with a season-ending knee injury for the final six contests.

**2008:** One of two backups at center with Damian Shankle ... Did not see action and used his redshirt season.

**High School:** Starred at J.K. Mullen High School, helping the Mustangs to a combined 25-2 overall record and a 14-0 mark in conference play his final two seasons, claiming a pair of Centennial League titles, under coach Dave Logan ... One of 20 offensive linemen named to the 2007-08 *Tacoma News Tribune* Western 100, a list of the top football recruits in the West ... Ranked 21st in the nation at center and eighth overall in the state of Colorado by *Scouts, Inc.* ... 2007 *PrepColorado* all-state first team offense ... Team advanced to the state 5A championship game his first three years, winning the title his freshman campaign ... Mullen made it to the state semifinals his senior season when he served as team captain ... First team all-conference honors in 2006 and 2007, and honorable mention as a sophomore ... Academic all-state as a freshman and junior.

**Personal:** Born Feb. 26, 1990, in Aurora, Colo. ... Son of Nancy and Chris Johnson ... Received offers from ASU, Washington, Kansas, Utah and CSU ... Is a business major.



▶ #34 WALTER KAZEE

RB, 5-9, 180, So.-1L,  
San Bernardino, Calif. (Cajon HS)

One of three Aztecs to start at running back in 2010 ... Hard runner, who can also play in the return game ... One of five true freshman to start at least one game in 2010.

**2010:** Ranks second on the team in carries and rushing yardage ... Led the Aztecs in rushing with 74 yards on just six carries (12.3 ypc.) in the opener with Nicholls ... Also

tallied a 46-yard touchdown run in the victory ... Another solid outing at New Mexico State, averaging over five yards a carry, with 10 attempts for 52 yards and recorded his first catch of the year for 10 yards ... Second

touchdown of the year as a starter at No. 25 Missouri, scoring from 11 yards in the first quarter ... Also made a career-long 28-yard catch vs. the Tigers ... Had nine carries for 22 yards and scored his third touchdown of the season on a 5-yard run against Utah St. ... Did not play due to an injury suffered in pregame warmups at BYU or a week later vs. Air Force ... Made the trip, but did not play against New Mexico ... Retook the field at Wyoming, carrying seven times for 23 yards ... Ran twice for 10 yards vs. Colorado State and once for six yards at TCU ... Carried twice for seven yards vs. Utah ... Had a season-high 16 carries for 63 yards against UNLV.

**2009:** Logged minutes in 11 of the team's 12 contests, starting on four occasions vs. South Utah, New Mexico State, Colorado State and Wyoming ... Racked up 377 yards on 88 attempts for a team-best 4.3 yards per carry ... Scored a pair of rushing touchdowns and also had nine receptions ... Tallied two of the team's four 100-yard rushing performances ... One of four true freshmen to make his Aztec debut vs. UCLA ... Was a reserve at half-back and also returned kicks ... Posted two carries for 13 yards, two receptions for nine yards and contributed four kickoff returns for 76 yards with a long of 25 ... Started his first career game against Southern Utah ... Had three carries and made one reception for seven yards in the win over the T-Birds ... Came off the bench with a season-high four carries for 12 yards at Idaho ... Did not play due to injury against Air Force ... Returned to start at tailback against New Mexico State, recording his first career 100-yard game with 101 yards on 22 carries and his first career touchdown ... Posted a season-long 26-yard run in the victory over the Aggies ... Limited to just 28 yards on nine carries vs. BYU ... Did manage two catches, including a 27-yard effort, against the Cougars ... Starter at Colorado State, but was limited due to injury to five carries for 11 yards and a reception for nine yards ... Played but did not have a carry in the win over New Mexico ... Had five carries for 14 yards against TCU ... Earned a start as one of the two running backs against Wyoming ... Finished the game with 52 yards and a touchdown on 13 carries ... Carried eight times against Utah ... Season-high 112 yards on 17 carries, including a team season long of 61 yards at UNLV.

**High School:** Led Cajon High to the San Andreas League championship in 2008 ... The *San Bernardino County Sun's* prep football player of the year in 2008 ... A 2008 CIF Southern Section Central Division first-team offense selection after leading the Titans to the Pac-5 championship game ... Rushed for 1,692 yards on 184 carries for 29 touchdowns in 2008 ... Also grabbed 19 receptions for 269 yards and three scores ... A first-team all-San Andreas League selection in 2006 and a first-team all-county honoree by *The San Bernardino Sun* ... Named a first-team offense honoree by the CIF Southern Section Central Division and the *Press-Enterprise* for the San Bernardino area ... Played in the Inland Empire All-Star Football Classic after his senior season.

**Personal:** Born Sept. 14, 1990, in San Bernardino, Calif. ... Son of Latreeze and Walter Kazee ... Has three brothers and a sister ... Undeclared major.

■ KAZEE'S CAREER STATISTICS

Career Statistics	Rushing					Receiving			
	G	Att.	Yds.	TD	Avg.	No.	Yds.	TD	Avg.
2009	11	88	377	2	4.3	9	64	0	7.1
2010	9	60	279	3	4.7	2	38	0	19.0
<b>Totals</b>	<b>20</b>	<b>148</b>	<b>656</b>	<b>5</b>	<b>4.5</b>	<b>11</b>	<b>102</b>	<b>0</b>	<b>9.3</b>

**Career Highs:** Carries: 22 vs. NMSU (10/3/09); Rushing Yards: 112 at UNLV (11/28/09); Long Rush: 61 at UNLV (11/28/09); Rushing TD: 1, five times; Receptions: 2 vs. BYU (10/17/09), at UCLA (9/5/09); Receiving Yards: 33 vs. BYU (10/17/09); Long Reception: 28 at Missouri (9/18/10); KO Returns: 4 at UCLA (9/5/09); KO Return Yards: 76 at UCLA (9/5/09); Long KO Return: 25 at UCLA (9/5/09).

**2010 Highs:** Carries: 16 vs. UNLV (11/27/10); Rushing Yards: 74 vs. Nicholls (9/4/10); Rushing TD: 1, three times; Long Rush: 46 vs. Nicholls (9/4/10); Receptions: 1 at Missouri (9/18/10), at NMSU (9/11/10); Receiving Yards: 28 at Missouri (9/18/10); Long Reception: 28 at Missouri (9/18/10).

■ KAZEE CAREER GAME-BY-GAME

	Rushing					Receiving		
	Att.	Yds.	TD	Avg.	No.	Yds.	TD	Avg.
at UCLA (9/5/09)	2	13	0	6.5	2	9	0	4.5
SUU (9/12/09)*	3	15	0	5.0	1	7	0	7.0
at Idaho (9/19/09)	4	12	0	3.0	0	0	0	0.0
at AFA (9/26/09)								
NMSU (10/3/09)*	22	101	1	4.6	0	0	0	0.0

BYU (10/17/09)	9	28	0	3.1	2	33	0	16.5
at CSU (10/24/09)*	5	11	0	2.2	1	9	0	9.0
UNM (10/31/09)	0	0	0	0.0	0	0	0	0.0
TCU (11/7/09)	5	14	0	2.8	1	8	0	8.0
WYO (11/14/09)*	13	52	1	4.0	0	0	0	0.0
at Utah (11/21/09)	8	19	0	2.4	1	2	0	2.0
at UNLV (11/28/09)	17	112	0	6.6	1	-4	0	0.0
NICHOLLS (9/4/10)	6	74	1	12.3	0	0	0	0.0
at NMSU (9/11/10)	10	52	0	5.2	1	10	0	10.0
at Missouri (9/18/10)*	7	26	1	3.7	1	28	0	28.0
UTAH ST. (9/25/10)	9	22	1	2.4	0	0	0	0.0
at BYU (10/9/10)								DNP-INJ
AIR FORCE (10/16/10)								DNP-INJ
at UNM (10/23/10)								DNP-INJ
at WYO (10/30/10)	7	23	0	3.3	0	0	0	0.0
CSU (11/6/10)	2	6	0	3.0	0	0	0	0.0
at TCU (11/13/10)	1	6	0	6.0	0	0	0	0.0
UTAH (11/20/10)	2	7	0	3.5	0	0	0	0.0
UNLV (11/27/10)	16	63	0	3.9	0	0	0	0.0

\* = Game started

▶ #31 LOGAN KETCHUM

LB, 6-3, 220, Jr.-1L,  
Oak Park, Calif. (Oak Park HS)



Able to crack the starting line-up at linebacker and stay healthy in 2010, having the best season of his career thus far ... Injury had derailed him as a freshman and sophomore ... Consistent player who attended same high school as wideout Doug Deakin ... SDSU scholar-athlete ... 2009 MWC all-academic squad.

**2010:** Started all 12 games, posting a career-high 46 tackles to rank fourth on the team ... Earned a starting role at linebacker in the opener, making four solo tackles and logging his first career PBU ... Also blocked a Nicholls field-goal attempt in the third quarter ... Only tackle at New Mexico State was behind the line of scrimmage, the first TFL of his career ... Career-best six tackles, 1.5 TFLs and contributed on his first career sack at No. 25 Missouri ... Four stops and a PBU vs. Utah State ... Five tackles at BYU and tied his season best with six vs. No. 23 Air Force ... Made four stops, including a half TFL, in the win at Wyoming ... Had one tackle against Colorado State ... Tied his career high with six tackles at TCU ... Made four stops against Utah and again vs. UNLV.

**2009:** Played in a career-best nine contests, making his first career start vs. Air Force ... Missed the New Mexico, TCU and Wyoming games with an injury ... Played both special teams and on defense ... Contributed a career-high 14 stops ... Posted one solo tackle vs. UCLA ... Had two stops against Southern Utah and two at Idaho ... Made the best of his first career start at Air Force, coming up with a career-high five tackles ... Was a reserve vs. New Mexico State, but did not record a stop ... One solo and one assisted tackle vs. BYU and Colorado State ... Reserve vs. Utah and UNLV.

**2008:** Missed the first seven games due to injury before making his first appearance as an Aztec on special teams against Colorado State ... Played in each of the final five contests with at least one stop in every outing ... Two tackles against the Rams and at BYU ... Career-best three tackles against Utah.

**2007:** Redshirted the season.

**High School:** Played safety, receiver and linebacker at Oak Park High School ... Lettered three years for the Eagles, helping them to the CIF title game all three seasons ... A second-team all-state pick by *CalHiSports.com* as a senior ... Also tabbed all-CIF first team in 2006, as well as all-Ventura County football co-MVP as a defensive back ... First-team all-Tri-Valley League and picked for the all-county second team by the *Ventura County Star* ... Team's defensive MVP as a senior and defensive back of the year as a junior ... Team won 31 games from 2004-06, including a 12-2 mark in 2006 ... Was a linebacker as a sophomore, before playing both wideout and safety as a junior and senior ... As a senior, had 51 tackles and six picks, while making 37 receptions for 450 yards ... Also ran 14 times for 75 yards and had five TDs ... Career-best 65 tackles and added four picks and two caused fumbles in 2005.

**Personal:** Born Jan. 1, 1989, in Burbank, Calif. ... Son of Kevin and Marti Ketchum ... Brother Gavin was a wide receiver at UCLA from 2005-09 ... Is an English major.

■ KETCHUM'S CAREER STATISTICS

Career Statistics	G	UA-AT-TT	TFL-Yds.	Sacks	Int.	PBU	FF	FR
2008	5	5-4-9	0-0	0-0	0-0	0	0	0
2009	9	7-7-14	0-0	0-0	0-0	0	0	0
2010	12	28-18-46	2.5-6	0.5-1	0-0	2	0	0
<b>Totals</b>	<b>26</b>	<b>40-29-69</b>	<b>2.5-6</b>	<b>0.5-1</b>	<b>0-0</b>	<b>2</b>	<b>0</b>	<b>0</b>

**Career/2010 Highs:** Tackles: 6, three times; TFL: 1.5 at Missouri (9/18/10); Sacks: 0.5 at Missouri (9/18/10); PBU: 1 vs. Utah St. (9/25/10), vs. Nicholls (9/4/10); Blocked Kick: 1 vs. Nicholls (9/4/10).

■ KETCHUM CAREER GAME-BY-GAME

	G	UA-AT-TT	TFL-Yds.	Sacks	Int.	PBU	FF	FR
CAL POLY (8/30/08)			DNP-INJ					
at ND (9/6/08)			DNP-INJ					
at SJSU (9/13/08)			DNP-INJ					
IDAHO (9/27/08)			DNP-INJ					
at TCU (10/4/08)			DNP-INJ					
AFA (10/11/08)			DNP-INJ					
at UNM (10/18/08)			DNP-INJ					
CSU (10/25/08)	1	2-0-2	0-0	0-0	0-0	0	0	0
at WYO (11/1/08)	1	0-1-1	0-0	0-0	0-0	0	0	0
at BYU (11/8/08)	1	0-2-2	0-0	0-0	0-0	0	0	0
UTAH (11/15/08)	1	2-1-3	0-0	0-0	0-0	0	0	0
UNLV (11/22/08)	1	1-0-1	0-0	0-0	0-0	0	0	0
at UCLA (9/5/09)	1	1-0-1	0-0	0-0	0-0	0	0	0
SUU (9/12/09)	1	2-0-2	0-0	0-0	0-0	0	0	0
at Idaho (9/19/09)	1	1-1-2	0-0	0-0	0-0	0	0	0
at AFA (9/26/09)*	1	1-4-5	0-0	0-0	0-0	0	0	0
NMSU (10/3/09)	1	0-0-0	0-0	0-0	0-0	0	0	0
BYU (10/17/09)	1	1-1-2	0-0	0-0	0-0	0	0	0
at CSU (10/24/09)	1	1-1-2	0-0	0-0	0-0	0	0	0
UNM (10/31/09)			DNP-INJ					
TCU (11/7/09)			DNP-INJ					
WYO (11/14/09)			DNP-INJ					
at UTAH (11/21/09)	1	0-0-0	0-0	0-0	0-0	0	0	0
at UNLV (11/28/09)	1	0-0-0	0-0	0-0	0-0	0	0	0
NICHOLLS (9/4/10)*	1	4-0-4	0-0	0-0	0-0	1	0	0
at NMSU (9/11/10)*	1	0-1-1	0.5-1	0-0	0-0	0	0	0
at Missouri (9/18/10)*	1	3-3-6	1.5-2	0.5-1	0-0	0	0	0
UTAH ST. (9/25/10)*	1	3-1-4	0-0	0-0	0-0	1	0	0
at BYU (10/9/10)*	1	4-1-5	0-0	0-0	0-0	0	0	0
AIR FORCE (10/16/10)*	1	4-2-6	0-0	0-0	0-0	0	0	0
at UNM (10/23/10)*	1	1-0-1	0-0	0-0	0-0	0	0	0
at WYO (10/30/10)*	1	1-3-4	0.5-3	0-0	0-0	0	0	0
CSU (11/6/10)*	1	1-0-1	0-0	0-0	0-0	0	0	0
at TCU (11/13/10)*	1	4-2-6	0-0	0-0	0-0	0	0	0
Utah (11/20/10)*	1	2-2-4	0-0	0-0	0-0	0	0	0
UNLV (11/27/10)*	1	1-3-0	0-0	0-0	0-0	0	0	0

\* = Game started



► #99 ERNIE LAWSON

DL, 6-3, 275, Sr.-3L, Vallejo, Calif. (St. Patrick-St. Vincent HS)

Started on the defensive line the last three seasons, including every contest in 2009 and 2010 ... Has played primarily at tackle, but moved outside to defensive end for his senior campaign ... Team leader and gutsy performer ... Is an SDSU scholar-athlete ... Preseason all-MWC by *Phil Steele Magazine*.

**2010:** Career year with his 25 tackles, including eight for a loss, which is second on the team ... Voted a team captain ... Named an honorable mention all-MWC pick ... Started at defensive end vs. Nicholls, but did not log a stop ... First tackle, TFL and PBU in the win over New Mexico State ... Two stops in the games with No. 25 Missouri and Utah State ... Two assisted efforts in the MWC opener with BYU ... Solid outing vs. No. 23 Air Force, producing a career-best five tackles and a TFL ... Two assisted efforts in the win at New Mexico ... Career-best 3.5 tackles for a loss of 19 yards, including an 11-yard sack, in the win over Wyoming ... Recorded two tackles with one being for a loss vs. Colorado State ... Had three tackles with one for a loss at TCU ... Recorded a TFL vs. Utah ... Had a tackle vs. UNLV. **2009:** Played and started all 12 contests at defensive tackle ... Contributed

22 stops with two sacks and 6.5 tackles for loss, which was the second-most on the squad ... Starter at defensive tackle vs. UCLA with his only tackle being a sack for a loss of five yards ... Starter again against Southern Utah and Idaho ... Made three stops vs. the Vandals and two the following week at Air Force ... Forced his first career fumble, which was picked up and returned for a touchdown by teammate Dey Juan Hemmings, in the win over New Mexico State ... Also had a tackle for a loss and three stops overall against the Aggies ... Two tackles as a starter vs. BYU ... Two tackles with one for a loss of two yards against New Mexico ... Started against TCU and made two tackles ... Had a tackle for loss in each of the last three games of the season ... Three tackles with a sack vs. Wyoming ... Earned the start at Utah, making three tackles, including one for a loss.

**2008:** Played in six contests, starting five times ... First career start at defensive tackle in the opener, but did not have a tackle ... Played on an injured ankle against Notre Dame, managing two stops with one behind the line of scrimmage ... Three assisted tackles with one for loss at San Jose State ... Missed three games due to illness, before returning at New Mexico, making an assisted tackle for a loss of one yard ... Injured his ankle against the Lobos, causing him to miss the CSU, Wyoming and BYU contests ... Returned against Utah, making two solo tackles ... Had a sack for a loss of seven yards in the win over UNLV.

**2007:** Tabled the team's most inspirational player ... Appeared in all 12 outings, posting the first 17 tackles and two pass breakups of his career ... One stop against WSU, PSU, CSU and New Mexico ... Career-high four tackles at Utah ... First career PBUs against UNM and Portland St. ... One solo at UNLV ... Tied career-high with four tackles at Air Force ... Two stops vs. TCU and BYU.

**2006:** Missed entire season due to injury.

**High School:** Played both the defensive and offensive line for St. Patrick-St. Vincent High, garnering league defensive player-of-the-year honors as a senior ... All-region defensive pick by the *Times Herald* his final season ... Team's most inspirational and defensive lineman of the year in 2005 ... As a senior, he had 68 solo stops, 15 tackles for loss and five sacks ... Recorded 41 solo tackles and added seven tackles for loss and three sacks as a junior to earn second-team all-conference accolades.

**Personal:** Born Sept. 27, 1988, in San Mateo, Calif. ... Son of Albert and Belinda Lawson ... Is an exercise and nutritional sciences major.

■ LAWSON'S CAREER STATISTICS

Career Statistics	G	UA-AT-TT	TFL-Yds.	Sacks	Int.	PBU	FF	FR
2007	12	9-8-17	0-0	0-0	0-0	2	0	0
2008	6	4-6-10	3.0-9	1.0-7	0-0	0	0	0
2009	12	15-7-22	6.5-21	2.0-9	0-0	0	1	0
2010	12	15-10-25	8.0-29	1.0-11	0-0	1	0	0
<b>Totals</b>	<b>42</b>	<b>43-31-74</b>	<b>17.5-59</b>	<b>4.0-27</b>	<b>0-0</b>	<b>3</b>	<b>1</b>	<b>0</b>

**Career Highs:** Tackles: 5 vs. Air Force (10/16/10); TFLs: 3.5 at Wyoming (10/30/10); Sacks: 1.0, four times; PBU: 1, three times; FF: 1.0 vs. NMSU (10/3/09).

**2010 Highs:** Tackles: 5 vs. Air Force (10/16/10); TFL: 3.5 at Wyoming (10/30/10); Sacks: 1.0 at Wyoming (10/30/10); PBU: 1 at NMSU (9/11/10).

■ LAWSON CAREER GAME-BY-GAME

	G	UA-AT-TT	TFL-Yds.	Sacks	Int.	PBU	FF	FR
vs. Wash. St. (9/8/07)	1	1-0-1	0-0	0-0	0-0	0	0	0
vs. ASU (9/15/07)	1	0-0-0	0-0	0-0	0-0	0	0	0
PSU (9/22/07)	1	0-1-1	0-0	0-0	0-0	1	0	0
CINCINNATI (9/29/07)	1	0-0-0	0-0	0-0	0-0	0	0	0
at CSU (10/6/07)	1	0-1-1	0-0	0-0	0-0	0	0	0
at Utah (10/13/07)	1	1-3-4	0-0	0-0	0-0	0	0	0
UNM (10/20/07)	1	0-1-1	0-0	0-0	0-0	1	0	0
WYO (11/3/07)	1	0-0-0	0-0	0-0	0-0	0	0	0
at UNLV (11/10/07)	1	1-0-1	0-0	0-0	0-0	0	0	0
at AFA (11/17/07)	1	2-2-4	0-0	0-0	0-0	0	0	0
TCU (11/24/07)*	1	2-0-2	0-0	0-0	0-0	0	0	0
BYU (12/1/07)*	1	2-0-2	0-0	0-0	0-0	0	0	0
CAL POLY (8/30/08)*	1	0-0-0	0-0	0-0	0-0	0	0	0
at ND (9/6/08)*	1	1-1-2	1.0-1	0-0	0-0	0	0	0
at SJSU (9/13/08)*	1	0-3-3	0.5-0	0-0	0-0	0	0	0
IDAHO (9/27/08)			DNP-INJ					
at TCU (10/4/08)			DNP-INJ					
AFA (10/11/08)			DNP-INJ					



at UNM (10/18/08)*	1	0-1-1	0.5-1	0-0	0-0	0	0	0
CSU (10/25/08)			DNP-INJ					
at WYO (11/1/08)			DNP-INJ					
at BYU (11/8/08)			DNP-INJ					
UTAH (11/15/08)*	1	2-0-2	0-0	0-0	0-0	0	0	0
UNLV (11/22/08)	1	1-1-2	1.0-7	1.0-7	0-0	0	0	0
at UCLA (9/5/09)*	1	1-0-1	1.0-5	1.0-5	0-0	0	0	0
SUU (9/12/09)*	1	0-0-0	0-0	0-0	0-0	0	0	0
at Idaho (9/19/09)*	1	2-1-3	0-0	0-0	0-0	0	0	0
at AFA (9/26/09)*	1	1-1-2	0-0	0-0	0-0	0	0	0
NMSU (10/3/09)*	1	2-1-3	1.0-2	0-0	0-0	0	1	0
BYU (10/17/09)*	1	1-1-2	0-0	0-0	0-0	0	0	0
at CSU (10/24/09)*	1	0-0-0	0-0	0-0	0-0	0	0	0
UNM (10/31/09)*	1	2-0-2	1.0-3	0-0	0-0	0	0	0
TCU (11/7/09)*	1	1-1-2	0.5-3	0-0	0-0	0	0	0
WYO (11/14/09)*	1	3-0-3	1.0-4	1.0-4	0-0	0	0	0
at UTAH (11/21/09)*	1	1-2-3	1.0-3	0-0	0-0	0	0	0
at UNLV (11/28/09)*	1	1-0-1	1.0-2	0-0	0-0	0	0	0
NICHOLLS (9/4/10)*	1	0-0-0	0-0	0-0	0-0	0	0	0
at NMSU (9/11/10)*	1	0-1-1	0.5-1	0-0	0-0	1	0	0
at Missouri (9/18/10)*	1	0-2-2	0-0	0-0	0-0	0	0	0
UTAH ST. (9/25/10)*	1	1-1-2	0-0	0-0	0-0	0	0	0
at BYU (10/9/10)*	1	0-2-2	0-0	0-0	0-0	0	0	0
AIR FORCE (10/16/10)*	1	5-0-5	1.0-3	0-0	0-0	0	0	0
at UNM (10/23/10)*	1	0-2-2	0-0	0-0	0-0	0	0	0
at WYO (10/30/10)*	1	3-1-4	3.5-19	1.0-11	0-0	0	0	0
CSU (11/6/10)*	1	2-0-2	1.0-1	0-0	0-0	0	0	0
at TCU (11/13/10)*	1	3-0-3	1.0-4	0-0	0-0	0	0	0
UTAH (11/20/10)*	1	1-0-1	1.0-1	0-0	0-0	0	0	0
UNLV (11/27/10)*	1	0-1-1	0-0	0-0	0-0	0	0	0

\* = Game started

#3 DARRYN LEWIS

DB, 5-9, 170, Sr.-2L, Elk Grove, Calif. (Franklin HS)



Former walk-on, who earned a scholarship this past summer ... Joined the squad for 2007 fall practice and a year later, earned a varsity letter after playing primarily on special teams ... Worked his way onto the field with the defensive unit as a junior and is a starter at one of the warrior spots as a senior.

**2010:** Played in all 12 outings, starting 11 times ... Posted 41 tackles, four PBUs and two interceptions, both vs. ranked foes ... Started for the first time in his career in the opener at one of the Warrior spots, contributing four tackles, including one for a loss of two yards ... Three stops, with two solo efforts, in the win at NMSU ... Intercepted his first career pass in the fourth quarter at No. 25 Missouri, returning it 23 yards ... Five tackles vs. the Tigers ... Broke up one pass in the win over Utah State ... More than doubled his previous career best with a team game-high and season-high 12 tackles at BYU ... First Aztec to log double-figures in stops since the 2009 Utah game ... Second INT of the year vs. a ranked team in the Air Force outing ... Had a tackle and a career-high two pass breakups vs. Colorado State ... Made four stops at TCU ... Had two stops and a PBU vs. Utah ... Made two tackles against UNLV.

**2009:** Played in all 12 games as a reserve ... Had at least two tackles in 10 of the last 11 games ... Three or more stops in each of the final eight outings ... Two tackles vs. both Southern Utah and Idaho ... Career-best five stops in the win over New Mexico State, including four solo efforts ... Made three tackles in each of the next three games ... Four solos and a pass break-up against TCU and Wyoming ... Made four tackles at Utah and tallied three in the season finale with UNLV.

**2008:** Participated in nine contests, beginning with the Idaho game, but did not log any tackles ... Made one stop against Air Force and had a season-best two tackles vs. Colorado State and BYU ... Recorded one solo effort in the loss to Utah.

**2007:** Did not play in his first season.

**High School:** Attended Franklin High School in Elk Grove, Calif. ... Played three years of football, serving as team captain as a senior ... Second-team all-league and honorable mention all-city his final campaign ... Also was a standout basketball player, lettering twice.

**Personal:** Born April 10, 1988, in Torrance, Calif. ... Son of Felicia and Mark

Lewis ... Father, Mark, played football at UC Davis ... Has worked for both Caltrans and Apple Computers ... National Honor Roll member ... Majoring in biology.

LEWIS' CAREER STATISTICS

Career Statistics	G	UA-AT-TT	TFL-Yds.	Sacks	Int.	PBU	FF	FR
2008	9	4-2-6	0-0	0-0	0-0	0	0	0
2009	12	24-9-33	0-0	0-0	0-0	3	0	0
2010	12	28-13-41	1.0-2	0-0	2-27	4	0	0
Totals	33	56-24-80	1.0-2	0-0	2-27	7	0	0

**Career High:** Tackles: 12 at BYU (10/9/10); INT: 1 vs. Air Force (10/16/10), at Missouri (9/18/10); PBU: 2 vs. CSU (11/6/10).

**2010 Highs:** Tackles: 12 at BYU (10/9/10); TFL: 1.0 vs. Nicholls (9/4/10); INT: 1 vs. Air Force (10/16/10), at Missouri (9/18/10); PBU: 2 vs. CSU (11/6/10).

LEWIS CAREER GAME-BY-GAME

	G	UA-AT-TT	TFL-Yds.	Sacks	Int.	PBU	FF	FR
CAL POLY (8/30/08)			DNP-CD					
at ND (9/6/08)			DNP-CD					
at SJSU (9/13/08)			DNP-CD					
IDAHO (9/27/08)	1	0-0-0	0-0	0-0	0-0	0	0	0
at TCU (10/4/08)	1	0-0-0	0-0	0-0	0-0	0	0	0
AFA (10/11/08)	1	0-1-1	0-0	0-0	0-0	0	0	0
at UNM (10/18/08)	1	0-0-0	0-0	0-0	0-0	0	0	0
CSU (10/25/08)	1	2-0-2	0-0	0-0	0-0	0	0	0
at WYO (11/1/08)	1	0-0-0	0-0	0-0	0-0	0	0	0
at BYU (11/8/08)	1	1-1-2	0-0	0-0	0-0	0	0	0
UTAH (11/15/08)	1	1-0-1	0-0	0-0	0-0	0	0	0
UNLV (11/22/08)	1	0-0-0	0-0	0-0	0-0	0	0	0
at UCLA (9/5/09)	1	0-0-0	0-0	0-0	0-0	0	0	0
SUU (9/12/09)	1	2-0-2	0-0	0-0	0-0	0	0	0
at Idaho (9/19/09)	1	1-1-2	0-0	0-0	0-0	0	0	0
at AFA (9/26/09)	1	0-0-0	0-0	0-0	0-0	0	0	0
NMSU (10/3/09)	1	4-1-5	0-0	0-0	0-0	0	0	0
BYU (10/17/09)	1	2-1-3	0-0	0-0	0-0	0	0	0
at CSU (10/24/09)	1	2-1-3	0-0	0-0	0-0	0	0	0
UNM (10/31/09)	1	2-1-3	0-0	0-0	0-0	1	0	0
TCU (11/7/09)	1	4-0-4	0-0	0-0	0-0	1	0	0
WYO (11/14/09)	1	4-0-4	0-0	0-0	0-0	2	0	0
at UTAH (11/21/09)	1	2-2-4	0-0	0-0	0-0	0	0	0
at UNLV (11/28/09)	1	1-2-3	0-0	0-0	0-0	0	0	0
NICHOLLS (9/4/10)*	1	3-1-4	1.0-2	0-0	0-0	0	0	0
at NMSU (9/11/10)*	1	2-1-3	0-0	0-0	0-0	0	0	0
at Missouri (9/18/10)*	1	3-2-5	0-0	0-0	1-23	0	0	0
UTAH ST. (9/25/10)*	1	0-0-0	0-0	0-0	0-0	1	0	0
at BYU (10/9/10)*	1	7-5-12	0-0	0-0	0-0	0	0	0
AIR FORCE (10/16/10)	1	3-1-4	0-0	0-0	1-4	0	0	0
at UNM (10/23/10)*	1	0-0-0	0-0	0-0	0-0	0	0	0
at WYO (10/30/10)*	1	3-1-4	0-0	0-0	0-0	0	0	0
CSU (11/6/10)*	1	1-0-1	0-0	0-0	0-0	2	0	0
at TCU (11/13/10)*	1	3-1-4	0-0	0-0	0-0	0	0	0
UTAH (11/20/10)*	1	2-0-2	0-0	0-0	0-0	1	0	0
UNLV (11/27/10)*	1	1-1-2	0-0	0-0	0-0	0	0	0

\* = Game started

#14 RYAN LINDLEY

QB, 6-4, 220, Jr.-2L, Alpine, Calif. (El Capitan HS)



A strong-armed passer who made his Aztec debut in 2008, and has been the starter ever since ... Started 35 games overall - second-most by a QB in school history ... Set SDSU record for most consecutive starts by a signalcaller with 30 and counting ... Thrown for over 2,500 yards in each of his three campaigns ... First Aztec to pass for over 3,000 in back-to-back years since Billy Blanton (1995-96) ... Second in SDSU history in career passing yards (9,261), completions (1,262), passing TDs (65) and total offense (9,029) ... 2009 Manning Award Watch List ... Rated as the Mountain West Conference's best passing quarterback by *Sporting News* in 2010 ... *Lindy's* tabbed him as having the "strongest arm" in the MWC ... Preseason all-conference second team by *Phil Steele*

Magazine ... Has one career 500-yard passing game, three 400-yard efforts and 12 for 300 or more yards.

**2010:** Started every game behind center ... Named a second-team all-MWC selection ... Ranks sixth nationally in passing average (296.2/g) and is 14th in total offense (292.9/g) (both No. 1 in MWC) ... His 3,554 yards passing are fourth in school history and most by an Aztec since 1990 ... Thrown 26 TDs, tying for fourth in the SDSU record book ... Started his 24th career game at quarterback for the Aztecs in the opener, completing 17 of his 26 pass attempts for 303 yards, no INTs and two scores ... Reached the 6,000-yard mark in career passing yardage vs. Nicholls, becoming just the fifth Aztec to reach that milestone ... Did not throw a pick for the second contest in a row at New Mexico State, completing 20 passes on a season-high 42 attempts for 319 yards and a touchdown ... Saw his streak of consecutive pass attempts without an INT broken at 116 against No. 25 Missouri ... Connected on over 70 percent of his throws against Utah State, passing for 362 yards and three touchdowns ... His 82-yard TD pass to Vincent Brown in the second half is the longest of his career and No. 11 nationally in 2010 ... Threw three TD passes for the second consecutive outing with a trio at BYU ... Logged 247 passing yards and a touchdown in the upset of No. 23 Air Force ... Also had five carries for a season-best 18 yards against the Falcons ... Threw two touchdowns in the victory at New Mexico, posting 249 yards through the air ... Had a season-high 365 yards passing, including three touchdowns, in the victory at Wyoming ... Threw for 171 yards and a touchdown against Colorado State ... Threw for 262 yards and two touchdowns at No. 3 TCU ... Started his 29th consecutive game against Utah, breaking the previous record of 28 in a row set by Billy Blanton (Oct. 15, 1994-Nov. 28, 1996) ... Threw for a career-high 528 yards and four touchdowns in the game ... The 528 yards ranks fourth in school history and the most since David Lowery threw for a school-record 568 vs. BYU in 1991 ... Went over 3,000 yards for the season in the Utah game to become the third SDSU player to do so in consecutive seasons ... Was 22-for-30 for 338 yards and four touchdowns against UNLV and earned MWC offensive player-of-the-week accolades.

**2009:** Team co-offensive player of the year with DeMarco Sampson ... Ranked second in the conference and 19th nationally in passing yards per game (254.5) ... Was 39th in NCAA Division I in total offense (243.6 ypg.) ... His 3,054 passing yards were the most ever by an Aztec sophomore and 10th in school single-season history ... His 437 passing attempts are sixth in season record book, while his 23 passing scores are seventh ... SDSU's starting quarterback for the 12th time in his career against UCLA ... Threw for 238 yards with a pair of touchdowns, including a career-long 78-yard strike to Vincent Brown ... Accounted for three scores vs. Southern Utah, throwing two TDs and recording his second career rushing touchdown vs. Southern Utah ... Completed 20 of 30 attempts for 287 yards in the win over the Thunderbirds ... Missed part of the Idaho game due to injury, but still managed to throw for 200 yards, completing 21 of his 35 pass attempts with a touchdown ... Then season-best 25 completions on 41 attempts for 284 yards and two TDs at Air Force ... Lone TD pass vs. NMSU proved to be the game-winner in the fourth quarter ... Then season-best 298 passing yards (21-for-33) and three touchdowns against No. 18 BYU ... Career performance in leading SDSU to a 42-28 win at Colorado State, throwing for 459 yards (29-for-43) and a league-record six touchdowns to earn MWC co-POW honors ... The 459 yards are the most by a player in the MWC in 2009, rank 12th (tied) nationally and are 12th in school single-game history ... Another three-TD effort in leading the team to a win over New Mexico ... Threw for 164 yards and a TD against TCU ... Was 18-for-29 for 200 yards versus Wyoming ... Did not have a touchdown pass against the Cowboys, though, breaking a streak of 15 consecutive outings with at least one passing score (he missed the game in 2008 vs. AFA due to injury) ... Threw for 341 yards vs. UNLV, including a long of 64 yards to Jon Toledo.

**2008:** Team offensive MVP ... Started 11 contests in his first year of competition ... Threw for 2,653 yards and 16 touchdowns ... Four games with 300+ yards passing ... Ranked 24th nationally in passing average and 42nd in total offense ... Became just the second freshman to start a season-opening game at SDSU, joining Todd Santos ... Completed 27 of his 45 pass attempts for 352 yards and three touchdowns in his debut ... All numbers were the most by an Aztec freshman in his first career start ... A week later, attempted 59 passes against Notre Dame, tying for third in the SDSU single-game record book ... Also set an MWC freshman record and is tied for fifth overall in conference game history with his 59 attempts ... Completed 29 of those 59 attempts for 274 yards and a TD, while adding his first career

rushing score to put the Aztecs up 7-0 ... Another record-setting performance, throwing for 433 yards (24-for-38) and four touchdowns in the victory against Idaho ... His 433 yards were the most by a freshman in the nation in 2008 and sixth overall ... Is the 14th player in school history to record a 400-yard passing game ... Named MWC offensive player of the week for his efforts ... Starter vs. TCU, but left the game due to a shoulder injury in the first quarter after completing four of his eight passes for 37 yards ... Missed the Air Force game due to injury ... Returned against New Mexico, throwing for 156 yards and a 15-yard TD ... Completed 24 of his 33 pass attempts for 166 yards and a 10-yard TD pass to Vincent Brown against CSU ... Attempted over 50 passes for the second time with 52 at Wyoming, throwing for 311 yards and a touchdown ... Threw for 160 yards and a touchdown at BYU ... Completed 23 passes for 247 yards and two TDs vs. No. 8 Utah ... Led SDSU to a win over UNLV by throwing for 387 yards and two scores ... Completed 35 of his 50 pass attempts with no interceptions ... His 35 completions tie for third in the SDSU single-game record book ... Became the 14th Aztec in school history with three or more 300-yard passing games ... Set a freshman game record vs. the Rebels for pass completions, surpassing the previous high of 29, that he had against Notre Dame. **2007:** Traveled but did not see action as a true freshman.

**High School:** Played two seasons of varsity football at El Capitan High School under coach Ron Burner ... As a senior, completed 61 percent of his passes (235-for-385) for 3,521 yards, including 35 touchdowns ... 2006 *CalHiSports* second-team all-state and first-team pick for Division III ... League, CIF, *San Diego Union-Tribune* and Breitbard Hall of Champions Offensive Player of the Year as a senior ... Russ Saunders Award recipient, given to the county's top senior student-athlete in football by the Hall of Champions ... Helped the Vaqueros to a league title and an 11-1 record in 2006, the best in school history ... Threw for 417 yards in a single game in 2006, the eighth-highest passing total in section history ... His junior season, threw for over 2,000 yards and tossed 14 TD passes ... Career totals include 5,741 yards passing and 49 touchdowns ... Two-time team captain ... Rated the 34th-best quarterback nationally and the No. 97 player overall in California by *Rivals.com* ... *Scout.com* listed him among the top 50 quarterback recruits in the nation and No. 6 in California ... Ranked No. 62 overall by *SuperPrep Magazine* in the state ... An honor student, who ranked in the top six percent of his class and garnered first-team all-academic honors by the *San Diego Union-Tribune* two straight years ... Also played baseball at El Cap.

**Personal:** Born June 22, 1989, in San Diego, Calif. ... Son of Tim and Kay Linn Lindley ... Father, Tim, played water polo at Occidental College ... Major is social science teaching.

■ LINDLEY'S CAREER STATISTICS

Career Statistics	C	Att.	Com.	INT	Yds.	TDs	Eff.	Tot. Off.
2008	11	427	242	9	2,653	16	117.01	2,591
2009	12	437	239	16	3,054	23	123.44	2,923
2010	12	398	225	14	3,554	26	146.06	3,515
<b>Totals</b>	35	1,262	706	39	9,261	65	128.40	9,029

**Career Highs:** Attempts: 59 at Notre Dame (9/6/08); Completions: 36 vs. Utah (11/20/10); Passing Yards: 528 vs. Utah (11/20/10); Long Pass: 90 vs. Utah (11/20/10); TDs Passing: 6 at CSU (10/24/09); TDs Rushing: 1 vs. S. Utah (9/12/09), at Notre Dame (9/6/08).

**2010 Highs:** Attempts: 54 vs. Utah (11/20/10); Completions: 36 vs. Utah (11/20/10); Passing Yards: 528 vs. Utah (11/20/10); Long Pass: 90 vs. Utah (11/20/10); TDs Passing: 4 vs. Utah (11/20/10).

■ LINDLEY CAREER GAME-BY-GAME

	Passing				Rushing			
	Att.	Com.	INT	Yds.	TDs	Att.	Yds.	TDs
CAL POLY (8/30/08)*	45	27	2	352	3	6	-16	0
at ND (9/6/08)*	59	29	1	274	1	2	-6	1
at SJSU (9/13/08)*	29	10	0	140	0	6	-23	0
IDAHO (9/27/08)*	38	24	1	433	4	3	25	0
at TCU (10/4/08)*	8	4	0	37	0	3	-7	0
AFA (10/11/08)	DNP-INJ							
at UNM (10/18/08)*	37	18	1	156	1	2	-10	0
CSU (10/25/08)*	33	24	1	166	1	1	-4	0
at WYO (11/1/08)*	52	28	0	311	1	4	-18	0
at BYU (11/8/08)*	20	36	1	160	1	3	0	0
UTAH (11/15/08)*	41	23	2	247	2	0	0	0

UNLV (11/22/08)*	50	35	0	387	2	1	-3	0
at UCLA (9/5/09)*	45	18	3	238	2	0	0	0
SUU (9/12/09)*	30	20	0	287	2	2	2	1
at Idaho (9/19/09)*	35	21	1	200	1	1	-10	0
at AFA (9/26/09)*	41	25	4	284	2	4	-28	0
NMSU (10/3/09)*	27	7	1	123	1	2	-9	0
BYU (10/17/09)*	33	21	1	298	3	1	-10	0
at CSU (10/24/09)*	29	43	0	459	6	1	-9	0
UNM (10/31/09)*	38	22	0	253	3	5	-31	0
TCU (11/7/09)*	34	16	2	164	1	0	0	0
WYO (11/14/09)*	29	18	0	200	0	0	0	0
at UTAH (11/21/09)*	37	17	2	207	1	2	-19	0
at UNLV (11/28/09)*	45	25	2	341	1	4	-17	0
NICHOLLS (9/4/10)*	26	17	0	303	2	0	0	0
at NMSU (9/11/10)*	42	20	0	319	1	0	0	0
at Missouri (9/18/10)*	44	20	1	190	0	1	-6	0
UTAH ST. (9/25/10)*	24	17	1	362	3	2	3	0
at BYU (10/9/10)*	34	20	1	220	3	1	-9	0
AIR FORCE (10/16/10)*	26	14	1	247	1	5	18	0
at UNM (10/23/10)*	37	18	1	249	2	1	3	0
at WYO (10/30/10)*	32	16	2	365	3	2	-5	0
CSU (11/6/10)*	23	14	2	171	1	1	-10	0
at TCU (11/13/10)*	26	11	2	262	2	3	-23	0
UTAH (11/20/10)*	54	36	3	528	4	2	-10	0
UNLV (11/27/10)*	30	22	0	338	4	0	0	0

\* = Game started



► #94 JEROME LONG

DL, 6-5, 280, Jr.-2L,  
Los Osos, Calif. (Los Osos HS)

Had a great offseason to earn the starting spot at defensive tackle ... His development allowed senior Ernie Lawson to move out to defensive end ... Played in all but one contest the last three years as both a reserve and starter ... Pressed into extensive duty as a true freshman in 2008.

**2010:** Starter in nine of 12 outings, including the last six contests ... Midseason and postseason all-MWC third team by *Phil Steele Magazine* ... Career-high five tackles for loss and has 28 stops overall ... Started his first game since his freshman campaign, doing so at defensive tackle against Nicholls ... Had two stops, including one behind the line of scrimmage, in the win vs. the Colonels ... Tied for team lead with eight tackles at NMSU, highlighted by a sack for a seven-yard loss ... Two stops and a half TFL at No. 25 Missouri ... Two tackles for loss as a reserve in the win over Utah State ... Made a stop behind the line of scrimmage in the first four contests of 2010 ... Two stops vs. BYU and Air Force ... Starter at New Mexico and Wyoming ... Had a tackle in 20 straight games, a streak that was stopped against Colorado State ... Blocked his first career field goal attempt against CSU ... Recovered his first career fumble in the end zone and added an assisted tackle at TCU ... Had four tackles against UNLV, including 1.5 stops for a loss and a half sack.

**2009:** Played all 12 contests as a reserve on the defensive line ... Posted 23 tackles and 1.5 sacks ... Had at least one stop in all 12 outings ... One tackle in each of first four games ... Tallied a sack for a loss of six yards in the opener with UCLA ... Two stops in the win over NMSU and four vs. BYU ... Contributed two tackles, including a half sack, against New Mexico ... Had two tackles (one solo) vs. TCU ... Made one stop against Wyoming ... Made a season-high five tackles at Utah ... Concluded 2009 with two tackles at UNLV.

**2008:** One of two true freshmen to log a start ... Started seven total contests and was a reserve in four others ... Compiled 37 tackles, two tackles for loss and a sack ... Saw action in the team's opener with Cal Poly as a reserve ... Made four tackles ... Injured his ankle vs. the Mustangs and played limited minutes at Notre Dame ... DNP at San Jose State ... Logged an assisted tackle in his first career start vs. Idaho ... Best performance of the season at TCU, making nine tackles ... Six assisted stops against Air Force ... Starter at UNM, making five tackles ... Had four tackles with his first career stop for a loss vs. CSU ... Starter again at Wyoming and had one tackle ... First career sack at BYU, recording seven total tackles on the afternoon.

**High School:** Recorded 68 tackles, 4.5 sacks, a blocked punt and a fumble recovery as a senior at Morro Bay High School under coach John Andree ... 2007 first-team pick on the defensive line by *CalHiSports.com* ... Named

the Los Padres League Lineman of the Year in 2007 ... All-San Luis Obispo County first team defensive lineman and all-CIF-SS Northwest Division defensive team honors ... The Pirates had a 10-0 regular season record and won their first outright Los Padres League title since 1971 during his senior campaign ... Served as team captain in 2007 ... Also played tight end at Morro Bay, garnering first-team all-league accolades as a junior ... Member of the Pirates' wrestling team, earning three league titles and placing fourth at the CIF meet as a junior in the heavyweight division.

**Personal:** Born April 9, 1990, in Riverside, Calif. ... Son of Julie Long ... Also recruited by Cal Poly, Oregon and Washington ... Is a math major.

■ LONG'S CAREER STATISTICS

Career Statistics	G	UA-AT-TT	TFL-Yds.	Sacks	Int.	PBU	FF	FR
2008	11	14-23-37	2.0-8	1.0-7	0-0	0	0	0
2009	12	12-11-23	1.5-8	1.5-8	0-0	0	0	0
2010	12	15-13-28	5.0-16	1.5-7	0-0	0	0	1
<b>Totals</b>	35	41-47-88	8.5-32	4.0-22	0-0	0	0	1

**Career Highs:** Tackles: 9 at TCU (10/4/08); TFL: 2.0 vs. Utah St. (9/25/10); Sacks: 1.0, three times; FR: 1 at TCU (11/13/10); Blocked Kicks: 1 vs. CSU (11/6/10).

**2010 Highs:** Tackles: 8 at NMSU (9/11/10); TFL: 2.0 vs. Utah St. (9/25/10); Sack: 1.0 at NMSU (9/11/10); FR: 1 at TCU (11/13/10); Blocked Kicks: 1 vs. CSU (11/6/10).

■ LONG CAREER GAME-BY-GAME

	G	UA-AT-TT	TFL-Yds.	Sacks	Int.	PBU	FF	FR
CAL POLY (8/30/08)	1	1-3-4	0-0	0-0	0-0	0	0	0
at ND (9/6/08)	1	0-0-0	0-0	0-0	0-0	0	0	0
at SJSU (9/13/08)			DNP-CD					
IDAHO (9/27/08)	1	0-1-1	0-0	0-0	0-0	0	0	0
at TCU (10/4/08)	1	3-6-9	0-0	0-0	0-0	0	0	0
AFA (10/11/08)	1	0-6-6	0-0	0-0	0-0	0	0	0
at UNM (10/18/08)	1	2-3-5	0-0	0-0	0-0	0	0	0
CSU (10/25/08)	1	4-0-4	1.0-1	0-0	0-0	0	0	0
at WYO (11/1/08)	1	1-0-1	0-0	0-0	0-0	0	0	0
at BYU (11/8/08)	1	3-4-7	1.0-7	1.0-7	0-0	0	0	0
UTAH (11/15/08)	1	0-0-0	0-0	0-0	0-0	0	0	0
UNLV (11/22/08)	1	0-0-0	0-0	0-0	0-0	0	0	0
at UCLA (9/5/09)	1	1-0-1	1.0-6	1.0-6	0-0	0	0	0
SUU (9/12/09)	1	1-0-1	0-0	0-0	0-0	0	0	0
at Idaho (9/19/09)	1	0-1-1	0-0	0-0	0-0	0	0	0
at AFA (9/26/09)	1	0-1-1	0-0	0-0	0-0	0	0	0
NMSU (10/3/09)	1	1-1-2	0.5-2	0.5-2	0-0	0	0	0
BYU (10/17/09)	1	3-1-4	0-0	0-0	0-0	0	0	0
at CSU (10/24/09)	1	0-1-1	0-0	0-0	0-0	0	0	0
UNM (10/31/09)	1	1-1-2	0-0	0-0	0-0	0	0	0
TCU (11/7/09)	1	1-1-2	0-0	0-0	0-0	0	0	0
WYO (11/14/09)	1	1-0-1	0-0	0-0	0-0	0	0	0
at UTAH (11/21/09)	1	2-3-5	0-0	0-0	0-0	0	0	0
at UNLV (11/28/09)	1	1-1-2	0-0	0-0	0-0	0	0	0
NICHOLLS (9/4/10)*	1	2-0-2	1.0-1	0-0	0-0	0	0	0
at NMSU (9/11/10)*	1	1-7-8	1.0-7	1.0-7	0-0	0	0	0
at Missouri (9/18/10)*	1	1-1-2	0.5-1	0-0	0-0	0	0	0
UTAH ST. (9/25/10)	1	3-0-3	2.0-4	0-0	0-0	0	0	0
at BYU (10/9/10)	1	2-0-2	0-0	0-0	0-0	0	0	0
AIR Force (10/16/10)	1	1-1-2	0-0	0-0	0-0	0	0	0
at UNM (10/23/10)*	1	1-0-1	0-0	0-0	0-0	0	0	0
at WYO (10/30/10)*	1	1-2-3	0-0	0-0	0-0	0	0	0
CSU (11/6/10)*	1	0-0-0	0-0	0-0	0-0	0	0	0
at TCU (11/13/10)*	1	0-1-1	0-0	0-0	0-0	0	0	1-0
UTAH (11/20/10)*	1	0-0-0	0-0	0-0	0-0	0	0	0
UNLV (11/27/10)*	1	3-1-4	1.5-5	0.5-3	0-0	0	0	0

\* = Game started



► #2 LEON MCFADDEN

DB, 5-10, 180, So.-1L,  
Inglewood, Calif. (St. John Bosco HS)

Become one of the top corners in the MWC in just two short seasons ... Originally signed as a wide receiver, but converted to defensive back full time during 2009 fall camp ... 2009 MWC all-academic selection ... Named to

the MWC all-freshman squad by *Rivals.com* ... Also has contributed in the return game.

**2010:** Started every game ... Named a first-team all-MWC selection ... Leads the league and is tied for 10th nationally in passes defended per game (1.17) ... Ranks third on the team in tackles with 54 and in stops for loss with 7.0 ... One of three Aztecs with two interceptions ... Starter at cornerback (2 tackles) and also returned punts (3-for-33 yards) in the opener against Nicholls ... Three assisted tackles in the win over New Mexico State ... Second career interception and first of the season at No. 25 Missouri ... Posted four stops, two PBUs and returned two punts for 13 yards against the Tigers ... Career-best and team game-high seven tackles, including three for a loss of 20 yards, in the win vs. Utah State ... Second INT of the season in the end zone at BYU ... Outstanding effort in the upset of No. 23 Air Force, contributing three solo tackles with one for a loss and breaking up three pass attempts ... Five stops in the win at UNM ... Two TFLs, including a sack for a loss of 11 yards, in the victory at Wyoming ... Tied his career high with seven tackles, and added a PBU and a TFL, vs. Colorado State ... Had another seven-tackle game (tied career high) with two PBU's at TCU ... Made four stops with a PBU vs. Utah ... Made five stops against UNLV.

**2009:** Only true freshman to play in all 12 contests for the Aztecs a year ago ... Started six games, including each of the first five ... Logged 26 tackles, including at least one in every outing ... Had a sack, an interception and blocked a pair of kicks ... One of two true freshmen to start against UCLA ... Earned the nod at left cornerback, making two tackles and adding a blocked extra point ... In his second start vs. Southern Utah, blocked another kick and returned it after a lateral for a defensive extra point ... Also added two stops against the T-Birds ... Two solo tackles as a starter at Idaho and a season-best five stops at Air Force ... Recorded his first career interception in the win over New Mexico State, returning it 39 yards to set up and SDSU field goal ... Came off the bench for the first time vs. BYU, logging only one solo tackle ... Starter at left cornerback at Colorado State and a reserve against UNM ... Also played against TCU and Wyoming ... Recorded his first career sack vs. Wyoming ... Had an assisted stop at Utah and in the finale at UNLV.

**High School:** Recorded 32 receptions for an average of 16.3 yards per catch, including seven touchdowns in 2008 at St. John Bosco in Bellflower, Calif. ... Was selected to the Trinity League first-team defense after he recorded 48 tackles and four interceptions in 2008 ... Caught a season-high seven passes for 108 yards against Lutheran High.

**Personal:** Born Oct. 26, 1990, in Bellflower, Calif. ... Son of Mia Price McFadden and Leon McFadden ... Has three sisters ... Father, Leon, played professional baseball with the Houston Astros organization ... Also drew interest from BYU, Washington, Utah State, Idaho and Sacramento State ... Majoring in communications.

■ MCFADDEN'S CAREER STATISTICS

Career Statistics	G	UA-AT-TT	TFL-Yds.	Sacks	Int.	PBU	FF	FR
2009	12	17-9-26	1.0-5	1.0-5	1-39	0	0	0
2010	12	37-17-54	7.0-40	1.0-11	2-0	12	0	0
<b>Totals</b>	<b>24</b>	<b>54-26-80</b>	<b>8.0-45</b>	<b>2.0-16</b>	<b>3-39</b>	<b>12</b>	<b>0</b>	<b>0</b>

Punt Returns	Att.	Yds.	TD	Avg.	Long
2010	5	46	0	9.2	23

**Career Highs:** Tackles: 7, three times; TFL: 3.0 vs. Utah St. (9/25/10); Sacks: 1.0, two times; INT: 1, three times; PBU: 3 vs. Air Force (10/16/10); Blocked Kicks: 1 vs. S. Utah (9/12/09), at UCLA (9/5/09).

**2010 Highs:** Tackles: 7, three times; TFL: 3.0 vs. Utah St. (9/25/10); Sacks: 1.0 at Wyoming (10/30/10); INT: 1 at BYU (10/9/10), at Missouri (9/18/10); PBU: 3 vs. Air Force (10/16/10); Punt Returns: 3 vs. Nicholls (9/4/10); Punt Return Yards: 33 vs. Nicholls (9/4/10); Long Punt Return: 23 vs. Nicholls (9/4/10).

■ MCFADDEN 2010 GAME-BY-GAME

	G	UA-AT-TT	TFL-Yds.	Sacks	Int.	PBU	FF	FR
at UCLA (9/5/09)*	1	1-1-2	0-0	0-0	0	0	0	0
SUU (9/12/09)*	1	2-0-2	0-0	0-0	0	0	0	0
at Idaho (9/19/09)*	1	2-0-2	0-0	0-0	0	0	0	0
at AFA (9/29/09)*	1	3-2-5	0-0	0-0	0	0	0	0
NMSU (10/3/09)*	1	1-1-2	0-0	0-0	1-39	0	0	0
BYU (10/14/09)	1	1-0-1	0-0	0-0	0	0	0	0

at CSU (10/24/09)*	1	1-1-2	0-0	0-0	0	0	0	0
UNM (10/31/09)	1	2-1-3	0-0	0-0	0	0	0	0
TCU (11/7/09)	1	3-1-4	0-0	0-0	0	0	0	0
WYO (11/14/09)	1	1-0-1	1.0-5	1.0-5	0	0	0	0
at UTAH (11/21/09)	1	0-1-1	0-0	0-0	0	0	0	0
at UNLV (11/28/09)	1	0-1-1	0-0	0-0	0	0	0	0
NICHOLLS (9/4/10)*	1	0-2-2	0-0	0-0	0-0	0	0	0
at NMSU (9/11/10)*	1	0-3-3	0-0	0-0	0-0	0	0	0
at Missouri (9/18/10)*	1	3-1-4	0-0	0-0	1-0	2	0	0
UTAH ST. (9/25/10)*	1	5-2-7	3.0-20	0-0	0-0	1	0	0
at BYU (10/9/10)*	1	2-1-3	0-0	0-0	1-0	0	0	0
AIR FORCE (10/16/10)*	1	3-0-3	1.0-3	0-0	0-0	3	0	0
at UNM (10/23/10)*	1	1-4-5	0-0	0-0	0-0	1	0	0
at WYO (10/30/10)*	1	4-0-4	2.0-14	1.0-11	0-0	1	0	0
CSU (11/6/10)*	1	5-2-7	1.0-3	0-0	0-0	1	0	0
at TCU (11/13/10)*	1	6-1-7	0-0	0-0	0-0	2	0	0
UTAH (11/20/10)*	1	4-0-4	0-0	0-0	0-0	1	0	0
UNLV (11/27/10)*	1	4-1-5	0-0	0-0	0-0	0	0	0

\* = Game started



► #29 LARRY PARKER

DB, 5-11, 170, Jr.-1L  
San Diego, Calif. (Grossmont JC)

SDSU's primary punt returner and a back-up at cornerback ... Only JC signee in the 2009 recruiting class ... Played in all but one outing in his first two seasons.

**2010:** Played in 11 of 12 contests, tallying a career-high 22 tackles ... Only Aztec to force and recover a fumble ...

Third in the MWC in punt return average (7.2 ypr.) to earn

postseason third-team honors from *Phil Steele Magazine* ... Had two tackles against Nicholls and one apiece in the other three games ... Missed the Utah State contest due to injury ... Forced a fumble vs. Nicholls and recovered a fumble at BYU ... Long of 14 yards in the opener and posted a 13-yard return against BYU ... Season-best three stops in the win over Air Force ... His 22-yard punt return led to a touchdown in the team's victory at Wyoming ... Recorded one tackle and returned two punts for nine yards against Colorado State ... Had three tackles and a career-high two PBU's at TCU ... Also had two punt returns for 33 yards, including a career-long 29-yard return ... Tied his career high with four tackles against Utah ... Made three stops vs. UNLV.

**2009:** Appeared in all 12 contests as a reserve defensive back ... Posted 20 tackles, recovered a fumble and had two pass break-ups ... Made his Aztec debut as a reserve against UCLA, tallying one PBU ... Four stops and a PBU in the win over Southern Utah ... Made three tackles in the losses at Idaho and Air Force ... Two stops in the win at Colorado State ... Two solo efforts and returned a fumble 65 yards to set up a field goal in the second quarter of the loss to Wyoming ... Made three total tackles in the final two outings of the season.

**At Grossmont:** Played just one season at Grossmont College in El Cajon in 2008 ... Had 38 tackles and three interceptions with the Griffins to earn honorable mention all-Southern Conference honors.

**High School:** Prepped at St. Augustine High School in San Diego ... First-team all-league pick, who played both sides of the ball and returned kicks ... Helped the Saints to a 10-3 overall record and a CIF section title in 2006 ... Had 45 receptions, 44 tackles and eight interceptions as a senior ... Originally signed and redshirted as a wide receiver at Sac. State in 2007.

**Personal:** Born Jan. 17, 1989 ... Also received scholarship offers from Louisville, Houston and Nevada ... Majoring in public administration.

■ PARKER'S CAREER STATISTICS

Career Statistics	G	UA-AT-TT	TFL-Yds.	Sacks	Int.	PBU	FF	FR
2009	12	11-9-20	0-0	0-0	0	2	0	1-65
2010	11	16-6-22	1.0-4	0-0	0	4	1	1-0
<b>Totals</b>	<b>23</b>	<b>27-15-42</b>	<b>1.0-4</b>	<b>0-0</b>	<b>0</b>	<b>6</b>	<b>1</b>	<b>2-65</b>

Punt Returns	Att.	Yds.	TD	Avg.	Long
2010	16	116	0	7.2	29

**Career Highs:** Tackles: 4 vs. S. Utah (9/12/09), vs. Utah (11/20/10); TFL: 1.0 vs. Nicholls (9/4/10); PBU: 2 at TCU (11/13/10); FF: 1 vs. Nicholls (9/4/10); FR: 1 vs. Wyoming (11/14/09); Long Punt Return: 29 at TCU (11/13/10).

**2010 Highs:** Tackles: 4 vs. Utah (11/20/10); TFL: 1.0 vs. Nicholls (9/4/10); PBU: 2 at TCU (11/13/10); FF: 1 vs. Nicholls (9/4/10); FR: 1 at BYU (10/9/10); Long Punt Return: 29 at TCU (11/13/10).



► **#38 ABEL PEREZ**

PK, 6-1, 225, Jr.-TR,  
Chula Vista, Calif. (Castle Park HS/Southwestern JC)

A left-footed kicker, who earned the starting job on field goals and kickoffs ... Improved his accuracy throughout the year and has made eight consecutive field goals entering the bowl game.

**2010:** Earned second-team all-MWC honors, becoming the first Aztec place-kicker named first or second-team all-league since 1985 ... Has a league-best 28 touchbacks on kickoffs this season and is averaging 67.8 ypk ... Tied for 19th nationally in field goals per game and is first in the MWC ... Also No. 1 in the league in scoring, tying for 31st nationally (8.3 ppg.) ... His 100 points scored are seventh in SDSU history and most by an Aztec since George Jones in 1995 ... Made 17 field goals to tie for third in SDSU single-season history, while his 77.3 percentage is sixth ... SDSU's starting place-kicker against Nicholls and also handled kickoffs ... Made 2-of-3 field-goal attempts, hitting his first as an Aztec from 44 yards out and later adding a 27-yard effort ... Two field goals for the second outing in a row at New Mexico State (25, 32 yards) ... Also posted six touchbacks on his eight kickoffs against the Aggies ... Nailed four more kickoffs into the end zone at No. 25 Missouri, while also making his only field-goal attempt from 25 yards ... Two field goals (20, 37 yards) in the victory vs. Utah State ... Missed his only FG attempt at BYU from 43 yards out ... Made two of three attempts in the upset of Air Force ... Career-best three field goals at New Mexico, the most in a single-game by an Aztec since 2005 ... Connected on attempts of 36, 31 and 30 yards, while also averaging a season-high 70.0 yards per kickoff with four touchbacks ... Made each of his two field goals and logged his second consecutive game with a 70.0 kick off average ... Made a 31-yarder against New Mexico ... Was 2-for-2 in field goal attempts against UNLV, including a career-long 53-yarder.

**At Southwestern:** Played two years at Southwestern College in Chula Vista ... An all-conference selection ... Was 7-for-11 on field-goal attempts, but was 4-for-4 from 40 to 49 yards out, highlighted by a conversion of 53 yards ... Reported to have had 26 kickoffs sail into or out of the end zone in 2009, with four or five going through the uprights.

**High School:** Prepped at Castle Park High in nearby Chula Vista, where he also excelled in soccer (two-time MVP of soccer team).

**Personal:** Chose San Diego State over North Carolina State, Kentucky and Idaho.

■ **A. PEREZ'S CAREER STATISTICS**

Career Stats	FGM-A	Pct.	01-19	20-29	30-39	40-49	50-99	Lg.	Blk.
2010	17-22	.773	0-1	8-8	6-7	2-5	1-1	53	0

**Career/2010 Highs:** Field Goals: 3 at New Mexico (10/23/10); Long Field Goal: 53 vs. UNLV (11/27/10).



► **#15 JOSE PEREZ**

DB, 6-1, 180, Sr.-2L,  
Oceanside, Calif. (Oceanside HS)

A heavily decorated local product who signed a letter of intent with the Aztecs in 2003, but ended up playing professional baseball ... Picked in the seventh round of the 2003 MLB Draft by the New York Yankees ... Played three years of baseball, before coming to SDSU in 2006 ... Switched sides of the ball in the spring of 2007, going from wide receiver to cornerback, where he has been a two-year starter.

**2010:** Started 10 of 12 contests at cornerback ... Named an honorable mention all-MWC selection ... Is second in the MWC in pass breakups (10) and is fourth in passes defended (0.91/g)... Starter at cornerback against Nicholls, recording a team game-high two tackles for a loss and contributing four overall stops in the win ... Started at New Mexico State, but did not tally a tackle ... Tallied a pair of tackles and a PBU against No. 25 Missouri and Utah State ... Four solos in the loss at BYU ... Career-high seven tackles and three pass break-ups in the upset of No. 23 Air Force ... Credited with three PBUs for the second week in a row at UNM ... Had a tackle for a loss at TCU and a PBU, before going down with a leg injury ... Missed the

Utah game due to injury, but returned vs. UNLV to make a tackle.

**2009:** First season as a full-time starter ... Made the starting line-up in 11 of 12 outings, with the lone exception being the Colorado State game when he was a reserve ... Posted at least one tackle in all but one contest ... Made two tackles in the opener with UCLA ... Had three stops against Southern Utah and contributed one and a PBU at Idaho ... Had one pass break-up against Air Force ... Three tackles in the win over New Mexico State ... Matched his career-high with five stops and one pass break-up vs. No. 18 BYU, starting at left cornerback ... Reserve vs. Colorado State, but still posted five tackles for the second game in a row ... Returned to the starting line-up against UNM, posting one solo tackle ... Earned the start against TCU and Wyoming and made two tackles in each game ... Had a tackle at Utah and added two solo efforts at UNLV.

**2008:** Started twice, playing in his first 10 career contests ... Came in on special teams against Cal Poly in the opener ... Made two tackles at Notre Dame, logging minutes on both defense and special teams ... One stop at San Jose State ... First career start against Idaho, making his first interception ... Missed the TCU and Air Force games with a rotator cuff injury ... Returned to action at UNM and vs. CSU ... One solo tackle against the Rams and at Wyoming ... Second career interception vs. Utah and also tallied five tackles, a tackle for loss and a PBU ... Made a career-high five stops in the season finale with UNLV.

**2007:** Did not play after switching to the defensive side of the ball.

**2006:** Came to campus for fall camp after playing professional baseball ... Redshirted his first season, practicing as a wide receiver.

**High School:** A standout on Oceanside's CIF championship squad ... Caught more than 70 passes as a junior and 57 more as a senior ... Had 1,112 receiving yards during his final season and was named all-league, all-North County, all-county as well as all-CIF and league offensive MVP.

**Personal:** Born Sept. 15, 1985, in Cherry Point, N.C. ... Son of Martha and Jose Perez, Sr. ... Majoring in social science.

■ **J. PEREZ'S CAREER STATISTICS**

Career Statistics	G	UA-AT-TT	TFL-Yds.	Sacks	Int.	PBU	FF	FR
2008	10	7-9-16	1.0-1	0-0	2-9	2	0	0
2009	12	20-7-27	0-0	0-0	0-0	3	0	0
2010	11	17-8-25	3.0-7	0-0	0-0	10	0	0
<b>Totals</b>	<b>33</b>	<b>44-24-68</b>	<b>4.0-8</b>	<b>0-0</b>	<b>2-9</b>	<b>15</b>	<b>0</b>	<b>0</b>

**Career Highs:** Tackles: 7 vs. Air Force (10/16/10); TFL: 2.0 vs. Nicholls (9/4/10); INT: 1 vs. Utah (11/15/08), at Idaho (9/27/08); PBU: 3 at New Mexico (10/23/10), vs. Air Force (10/16/10).

**2010 Highs:** Tackles: 7 vs. Air Force (10/16/10); TFL: 2.0 vs. Nicholls (9/4/10); PBU: 3 at New Mexico (10/23/10), vs. Air Force (10/16/10).

■ **J. PEREZ CAREER GAME-BY-GAME**

	G	UA-AT-TT	TFL-Yds.	Sacks	Int.	PBU	FF	FR
CAL POLY (8/30/08)	1	0-0-0	0-0	0-0	0-0	0	0	0
at ND (9/6/08)	1	1-1-2	0-0	0-0	0-0	0	0	0
at SJSU (9/13/08)	1	0-1-1	0-0	0-0	0-0	0	0	0
IDAHO (9/27/08)*	1	0-1-1	0-0	0-0	1-0	1	0	0
at TCU (10/4/08)								
AFA (10/11/08)								
at UNM (10/18/08)	1	0-0-0	0-0	0-0	0-0	0	0	0
CSU (10/25/08)	1	1-0-1	0-0	0-0	0-0	0	0	0
at WYO (11/1/08)	1	1-0-1	0-0	0-0	0-0	0	0	0
at BYU (11/8/08)	1	0-0-0	0-0	0-0	0-0	0	0	0
UTAH (11/15/08)	1	3-2-5	1.0-1	0-0	1-9	1	0	0
UNLV (11/22/08)*	1	1-4-5	0-0	0-0	0-0	0	0	0
at UCLA (9/5/09)*	1	1-1-2	0-0	0-0	0-0	0	0	0
SUU (9/12/09)*	1	1-2-3	0-0	0-0	0-0	0	0	0
at Idaho (9/19/09)*	1	1-0-1	0-0	0-0	0-0	1	0	0
at AFA (9/26/09)*	1	0-0-0	0-0	0-0	0-0	1	0	0
NMSU (10/3/09)*	1	2-1-3	0-0	0-0	0-0	0	0	0
BYU (10/17/09)*	1	4-1-5	0-0	0-0	0-0	1	0	0
at CSU (10/24/09)	1	3-2-5	0-0	0-0	0-0	0	0	0
UNM (10/31/09)*	1	1-0-1	0-0	0-0	0-0	0	0	0
TCU (11/7/09)*	1	2-0-2	0-0	0-0	0-0	0	0	0
WYO (11/14/09)*	1	2-0-2	0-0	0-0	0-0	0	0	0
at Utah (11/21/09)*	1	1-0-1	0-0	0-0	0-0	0	0	0
at UNLV (11/28/09)*	1	2-0-2	0-0	0-0	0-0	0	0	0
NICHOLLS (9/4/10)*	1	3-1-4	2.0-5	0-0	0-0	0	0	0

at NMSU (9/11/10)*	1	0-0-0	0-0	0-0	0-0	0	0	0
at Missouri (9/18/10)*	1	1-1-2	0-0	0-0	0-0	1	0	0
UTAH ST. (9/25/10)*	1	1-1-2	0-0	0-0	0-0	1	0	0
at BYU (10/9/10)*	1	4-0-4	0-0	0-0	0-0	0	0	0
AIRFORCE (10/16/10)*	1	4-3-7	0-0	0-0	0-0	3	0	0
at UNM (10/23/10)*	1	0-1-1	0-0	0-0	0-0	3	0	0
at WYO (10/30/10)*	1	2-0-2	0-0	0-0	0-0	1	0	0
CSU (11/6/10)*	1	1-0-1	0-0	0-0	0-0	0	0	0
at TCU (11/13/10)*	1	1-0-1	1-0-2	0-0	0-0	1	0	0
UTAH (11/20/10)		DNP - INJ						
UNLV (11/27/10)	1	0-1-1	0-0	0-0	0-0	0	0	0

\* = Game started



#22 ANDREW PRESTON

LB, 6-1, 210, Sr.-3L,  
Centennial, Colo. (Arapahoe HS)

One of the Aztecs' top defensive players ... Made the move from linebacker to defensive back (Aztec position) for his senior campaign to take advantage of his play-making ability ... A consistent performer, he has appeared in 47 games over the last four seasons, starting at weakside and strongside linebacker ... Seven career games with 10 or more tackles ...

Preseason all-Mountain West Conference third team by *Phil Steele Magazine* ... Is ranked 10th at SDSU in career unassisted tackles. **2010:** Team tri-captain ... Earned honorable mention all-MWC accolades ... Second on the squad in tackles with 68, including three for a loss ... Tied for the team season high with a pair of interceptions ... Made his first career start - 21st overall - at the Aztec position against Nicholls and ended up with two solo tackles ... Six tackles in the win over New Mexico State ... Led the team with eight stops, including six solos, at No. 25 Missouri ... Five solos and a PBU in the victory over Utah State ... Made three stops at BYU before missing most of the game due to injury ... Was a reserve against No. 23 Air Force, but still made a team game-high 10 stops, including one on a critical two-point conversion try in the fourth quarter ... Made six tackles as a starter at New Mexico ... First career interception set up an Aztec touchdown in the victory at Wyoming ... Had six tackles, including two for a loss, which tied a career high, and picked off his second career interception against Colorado State ... Had a season-high 12 tackles, including 10 solo, at TCU ... Made seven stop, including one for an eight-yard loss vs. Utah ... Had one stop against UNLV.

**2009:** Appeared in every game for the second year in a row ... Did not log a start, but was still the team's sixth-leading tackler ... Posted 46 tackles, including four for a loss, a sack and three pass break-ups ... Had two tackles with one behind the line of scrimmage at UCLA ... Season-high seven stops in the win over Southern Utah ... Four tackles vs. both Idaho and New Mexico State ... Made five stops against BYU ... Came through with a sack for a loss of 10 yards in the win over New Mexico ... Six tackles in back-to-back outings against Wyoming and Utah.

**2008:** Played in all 12 games, starting 11 times ... Career-best 82 tackles ... Starter at weakside linebacker vs. Cal Poly, making four stops ... Moved to strongside LB against Notre Dame, recording five tackles ... Career-high 15 tackles, including two for a loss and a sack, at San Jose State ... Starter at weakside linebacker vs. Idaho, making five stops ... Six tackles, with one for a loss, and a pass breakup at TCU ... Career-high 18 tackles, including 12 solos, vs. Air Force ... His 12 solos tie for ninth in school history ... Blocked a field goal and added seven tackles at UNM ... Four stops vs. CSU ... Missed most of the Wyoming game and his first start with a shoulder injury ... Returned as a starter at BYU, logging four stops ... Team-best 12 tackles vs. No. 8 Utah ... Forced a fumble in the finale with UNLV ... Was 18th in the MWC in stops per game (6.8).

**2007:** Appeared in 11 contests, starting nine times ... Fifth on the team in tackles with 72 and second in tackles for a loss with 7.0 ... Played in his first career game vs. Washington State, making three tackles ... Three stops, including first career TFL, at ASU ... First career start in the win over Portland State, tallying four tackles, including his first career sack ... Starter vs. Cincinnati, making seven tackles ... Team-best nine stops, including six solos, in the win over Colorado State ... Career-high 13 tackles at Utah ... Did not play due to injury against New Mexico ... Returned against Wyoming, making seven stops and logging one TFL ... Team-best nine tackles at UNLV, including two for a loss of seven yards ... Had 10 stops against Air Force ... Had seven solos, including two tackles for loss, versus

TCU ... Was 14th in the MWC in tackles per league game (7.9/g).

**2006:** Redshirted his first season on campus ... Voted the team's defensive scout player of the year.

**High School:** Named second-team all-state and first-team all-conference as both a linebacker and running back at Arapahoe High School ... Named team most valuable player and served as team captain his senior season ... Had two, four-touchdown games as a senior ... Enjoyed a stellar senior campaign in which he recorded more than 1,000 all-purpose yards, 21 touchdowns, 726 yards rushing, 156 yards receiving and averaged 33.5 yards per return ... On defense, he had 65 tackles, including 44 solo stops ... Added four interceptions, three fumble recoveries and nine PBUs ... Also an award winner in track.

**Personal:** Born Jan. 26, 1988, in Denver, Colo. ... Parents are Chris and Maureen Preston ... Is a communications major.

PRESTON'S CAREER STATISTICS

Career Statistics	G	UA-AT-TT	TFL-Yds.	Sacks	Int.	PBU	FF	FR
2007	11	40-32-72	7.0-23	1.0-7	0-0	0	0	0
2008	12	48-34-82	3.5-12	1.0-9	0-0	1	1	0
2009	12	29-17-46	4.0-19	1.0-10	0-0	3	0	0
2010	12	48-20-68	3.0-14	0-0	2-51	3	0	0
<b>Totals</b>	47	165-103-268	17.5-68	3.0-26	2-51	7	1	0

**Career Highs:** Tackles: 18 vs. Air Force (10/11/08); TFL: 2.0 at SJSU (9/13/08), at UNLV (11/10/07); Sacks: 1.0 at SJSU (9/13/08), vs. PSU (9/22/07); INT: 1 at Wyoming (10/30/10); PBU: 1, five times; FF: 1 vs. UNLV (11/22/08).

**2010 Highs:** Tackles: 12 at TCU (11/13/10); INT: 1 at Wyoming (10/30/10); PBU: 1 vs. Air Force (10/16/10).

PRESTON CAREER GAME-BY-GAME

	G	UA-AT-TT	TFL-Yds.	Sacks	Int.	PBU	FF	FR
vs. Wash. St. (9/8/07)	1	0-3-3	0-0	0-0	0-0	0	0	0
vs. ASU (9/15/07)	1	3-0-3	1.0-1	0-0	0-0	0	0	0
PSU (9/22/07)*	1	3-1-4	1.0-7	1.0-7	0-0	0	0	0
CINCINNATI (9/29/07)*	1	1-6-7	0-0	0-0	0-0	0	0	0
at CSU (10/6/07)*	1	6-3-9	0-0	0-0	0-0	0	0	0
at Utah (10/13/07)*	1	4-9-13	0-0	0-0	0-0	0	0	0
UNM (10/20/07)		DNP-INJ						
WYO (11/3/07)*	1	4-3-7	1.0-1	0-0	0-0	0	0	0
at UNLV (11/10/07)*	1	7-2-9	2.0-7	0-0	0-0	0	0	0
at AFA (11/17/07)*	1	5-5-10	0-0	0-0	0-0	0	0	0
TCU (11/24/07)*	1	7-0-7	2.0-7	0-0	0-0	0	0	0
BYU (12/1/07)*	1	0-0-0	0-0	0-0	0-0	0	0	0
CAL POLY (8/30/08)*	1	3-1-4	0-0	0-0	0-0	0	0	0
at ND (9/6/08)*	1	2-3-5	0-0	0-0	0-0	0	0	0
at SJSU (9/13/08)*	1	6-9-15	2.0-11	1.0-9	0-0	0	0	0
IDAHO (9/27/08)*	1	4-1-5	0-0	0-0	0-0	0	0	0
at TCU (10/4/08)*	1	5-1-6	1.0-1	0-0	0-0	1	0	0
AFA (10/11/08)*	1	12-6-18	0-0	0-0	0-0	0	0	0
at UNM (10/18/08)*	1	5-2-7	0-0	0-0	0-0	0	0	0
CSU (10/25/08)*	1	2-2-4	0-0	0-0	0-0	0	0	0
at WYO (11/1/08)	1	0-0-0	0-0	0-0	0-0	0	0	0
at BYU (11/8/08)*	1	1-3-4	0-0	0-0	0-0	0	0	0
UTAH (11/15/08)*	1	7-5-12	0.5-0	0-0	0-0	0	0	0
UNLV (11/22/08)*	1	1-1-2	0-0	0-0	0-0	0	1	0
at UCLA (9/5/09)	1	2-0-2	1.0-2	0-0	0-0	0	0	0
SUU (9/12/09)	1	6-1-7	0-0	0-0	0-0	0	0	0
at Idaho (9/19/09)	1	1-3-4	0-0	0-0	0-0	0	0	0
at AFA (9/26/09)	1	2-1-3	0-0	0-0	0-0	0	0	0
NMSU (10/3/09)	1	2-2-4	0-0	0-0	0-0	0	0	0
BYU (10/17/09)	1	3-2-5	0-0	0-0	0-0	1	0	0
at CSU (10/24/09)	1	0-2-2	0.5-1	0-0	0-0	1	0	0
UNM (10/31/09)	1	2-0-2	1.0-10	1.0-10	0-0	0	0	0
TCU (11/7/09)	1	4-0-4	1.0-5	0-0	0-0	0	0	0
WYO (11/14/09)	1	5-1-6	0-0	0-0	0-0	1	0	0
at Utah (11/21/09)	1	1-5-6	0.5-1	0-0	0-0	0	0	0
at UNLV (11/28/09)	1	1-0-1	0-0	0-0	0-0	0	0	0
NICHOLLS (9/4/10)*	1	2-0-2	0-0	0-0	0-0	0	0	0
at NMSU (9/11/10)*	1	2-4-5	0-0	0-0	0-0	0	0	0
at Missouri (9/18/10)*	1	6-2-8	0-0	0-0	0-0	0	0	0
UTAH ST. (9/25/10)*	1	5-0-5	0-0	0-0	0-0	1	0	0
at BYU (10/9/10)*	1	1-2-3	0-0	0-0	0-0	0	0	0

AIR FORCE (10/16/10)	1	9-1-10	0-0	0-0	0-0	1	0	0
at UNM (10/23/10)*	1	2-4-5	0-0	0-0	0-0	0	0	0
at WYO (10/30/10)*	1	0-2-2	0-0	0-0	1-29	1	0	0
CSU (11/6/10)*	1	4-2-6	2-0-6	0-0	1-22	0	0	0
at TCU (11/13/10)*	1	10-2-12	0-0	0-0	0-0	0	0	0
UTAH (11/20/10)*	1	7-0-7	1-0-8	0-0	0-0	0	0	0
UNLV (11/27/10)*	1	0-1-1	0-0	0-0	0-0	0	0	0

\* = Game started



► **#87 BRYCE QUIGLEY**

TE, 6-5, 240, Fr.-HS  
Apple Valley, Calif. (Granite Hills HS)

True freshman, who earned playing time in the tight end rotation in the third game of the season ... Is the Aztecs' third tight end who is 6-4 or taller.

**2010:** Only freshman in the 2010 signing class to log a start ... Played in 10 contests overall, starting twice ... Has five catches for 66 yards and a score ... Made his collegiate

debut at No. 25 Missouri ... First reception came against Utah State and it went for a 28-yard touchdown on fourth down ... Also had another five-yard grab in the win over the Aggies ... Logged on catch at BYU (19 yards) and at New Mexico (13 yards) ... Had a one-yard reception vs. UNLV.

**High School:** A three-star recruit by *Rivals.com* at Granite Hills High ... Tabbed an all-Desert Sky League selection in 2008 and 2009 ... Named to the all-CIF Eastern Division team ... Participated in the Inland Empire All-Star Classic following his senior season ... Led the team in catches (40), yards (681 - 17.3 avg.) and touchdowns (5) as a junior ... Set seven school records at tight end ... Has experience playing defensive end ... Also played golf and basketball while at Granite Hills.

**Personal:** A scholar-athlete ... Plans to major in engineering ... Chose San Diego State over Cal, Fresno State and UC Davis.

■ **QUIGLEY'S CAREER STATISTICS**

Career Statistics	Receiving				
	G	No.	Yds.	TD	Avg.
2010	10	5	66	1	6.6

**Career/2010 Highs:** **Receptions:** 2 vs. Utah State (9/25/10); **Receiving Yards:** 33 vs. Utah State (9/25/10); **Receiving TDs:** 1 vs. Utah State (9/25/10); **Long Reception:** 28 vs. Utah State (9/25/10).



► **#81 MARCUS RUSSELL**

WR, 5-11, 190, Jr.-TR  
Fresno, Calif. (Buchanan HS/Fresno City College)

Junior college transfer who came to SDSU during 2010 fall camp ... Back up at one of the receiver spots.

**2010:** Made the travel squad, but did not play in the first 10 outings ... Aztec debut on special teams against both Utah and UNLV ... Has not recorded a stat thus far.

**At Fresno City:** A three-star recruit by *Rivals.com* ... As a freshman in 2007, had 15 catches for 217 yards and four scores.

**High School:** A three-time letterwinner at Buchanan High School in Clovis, Calif. ... Garnered all-league and all-Valley honors his senior season after catching 43 passes for 568 yards and four touchdowns ... Served as a team captain during his senior campaign ... Also played basketball.

**Personal:** Born April 27, 1989 in Fresno, Calif. ... Son of Katie and Todd Russell ... Brother, Todd, played football at Fresno State ... Majoring in public administration.

■ **RUSSELL'S CAREER STATISTICS**

Career Statistics	Receiving				
	G	No.	Yds.	TD	Avg.
2010	2	0	0	0	0.0



► **#1 DEMARCO SAMPSON**

WR, 6-2, 205, Sr.-3L,  
Chula Vista, Calif. (Castle Park HS)

Making the most of his sixth year of eligibility ... Along with Vincent Brown, gives the Aztecs one of the best receiver tandems in the nation ... Always seems to get himself into position to make the catch ... Has also returned

kicks during his career ... Breakout campaign a year ago, when he easily led the team in receptions, receiving yards and receiving touchdowns ... Missed the 2006 and 2007 seasons with a left foot injury suffered during 2006 fall camp ... Named preseason second-team all-MWC by *Phil Steele Magazine* in 2010 ... Voted by *Lindy's* earlier this summer as having the "best hands" in the league ... Has seven career 100-yard receiving outings and seven games with multiple TD receptions ... Is 10th in SDSU career history in receiving yards and touchdowns and 11th in receptions.

**2010:** First-team all-MWC selection ... Leads the MWC and is tied for 36th in the nation receptions (5.42/g) and is second in the conference and ninth nationally in receiving yards (97.9/g) ... Six contests with more than 100 yards receiving ... Has caught a pass in 26 consecutive outings ... Second career 100-yard receiving game against Nicholls, catching seven passes for 179 yards and a pair of touchdowns ... His 71-yard TD reception is a career long catch ... Two or more TDs in a single outing for the fourth time in his career ... Made four receptions for 73 yards, including a long of 35 yards, at New Mexico State ... Team-high six catches for 81 yards in the loss at No. 25 Missouri ... Made only two grabs for 40 yards in the win over Utah State, while also logging a pair of rushes for 12 yards ... Four catches for 47 yards in the MWC opener with BYU, reaching the 100-mark in career receptions ... Second 100-yard receiving game in 2010 and third of his career with four catches for 106 yards in the upset of No. 23 Air Force ... Scored a pair of touchdowns and recorded his second consecutive 100-yard receiving effort in the win at New Mexico ... Tied his season game-high with seven catches vs. the Lobos to go with 127 receiving yards ... MWC offensive player of the week after his seven-catch, 175-yard receiving performance at Wyoming ... Scored a pair of TDs against the Cowboys with a 56- and 59-yard effort ... Caught two passes for 23 yards against Colorado State ... Caught four passes for 42 yards at TCU ... Had a season-high 12 catches for 154 yards against Utah to break 1,000 yards for the season ... Caught six passes for 128 yards and two scores against UNLV.

**2009:** Garnered second-team all-conference accolades ... First-team all-MWC by *Phil Steele Magazine* and *Rivals.com* ... Started all 12 games, posting a career and team season-high 62 receptions, 851 yards receiving and eight touchdowns ... Eight touchdowns all came during a four-game swing during midseason ... Was second in the conference in receiving yards per MWC game (84.8) and was third in receptions in league-only outings (5.9/g) ... Was 45th nationally in receptions per game (5.17) and 49th in receiving yardage (70.92/g) ... In the starting line-up for the first time in his career at UCLA, tallying four catches, including a spectacular one-handed grab, for 39 yards ... Starter again in the home opener with Southern Utah, posting then career bests in both receptions (5), receiving yards (64) and long reception (31 yards) ... Logged four catches for 36 yards as a starter at Idaho ... Fourth-straight start at Air Force, coming up with two catches for 32 yards in the loss ... Two catches for 34 yards, including a 24-yard effort in the win over New Mexico State ... First career multi-TD effort vs. No. 18 BYU, catching one score for seven yards and another for 36 yards ... Ended the night with five catches for 77 yards ... Breakout game of his career at Colorado State, logging 15 catches for 257 yards and three scores to help the team rally from a 14-point halftime deficit ... His 15 receptions are seventh in school history and were 10th nationally in 2009, while his 257 yards set a MWC record in a league game and were third-best in the nation a year ago ... Tabbed for MWC co-offensive player of the week award and was one of four up for AT&T All-America Football Player-of-the-Week honors ... The next week vs. UNM, posted his third-straight multi-TD game, logging seven catches for 56 yards and two scores ... His four-yard grab in the end zone in the fourth quarter proved to be the game-winner ... Led the team with eight catches and 81 receiving yards against TCU ... Also had a TD catch, his fourth straight game with a TD reception ... Led the team again against Wyoming with five receptions and 50 yards ... Had four catches for a team-high 76 yards at Utah ... Became the 25th player in school history to reach the 1,000 mark in career receiving yards ... Reached the milestone with his three catches for 49 yards in the finale with UNLV.

**2008:** Was a reserve in 11 contests ... Backup at one receiver spot and also returned punts and kickoffs ... Did not play in the opener ... Returned his first two career punts and kickoffs at Notre Dame, including a long of 13 yards on a kickoff ... Made his first catch of 2008 at San Jose State for 20 yards ... One reception for nine yards and two kickoff returns for 40 yards in the win over Idaho ... Season-best two catches for 18 yards vs. Air Force ... Had a 16-yard catch at New Mexico ... Two grabs for 16 yards vs. CSU ... Two catches for the second game in a row for 14 yards at Wyoming, while

also returning a kickoff 15 yards ... One catch for 12 yards vs. No. 8 Utah ... Scored his first TD since 2005, on a six-yard reception in the first quarter in the win over UNLV ... Also had two kickoff returns for 32 yards in the finale.

**2007:** Missed his second consecutive year recovering from injury ... Scout team co-offensive player of the year.

**2006:** Did not play due to injury.

**2005:** One of just two true freshmen to earn a letter in 2005 ... Only true freshman to appear in all 12 contests ... Finished year with six receptions for 60 yards and a touchdown ... Tallied six tackles on special teams ... Registered two tackles on special teams at Utah ... Credited with a solo tackle at UNLV and versus Wyoming ... First career touchdown reception, which went for 23 yards, in the win versus San Jose State ... Recorded a solo tackle at Ohio State ... Caught two passes for 15 yards at Air Force ... Had three catches for 22 yards in his SDSU debut vs. UCLA.

**2004:** Originally signed with SDSU in February of 2004 and enrolled in classes in January of 2005 ... Showed dramatic improvement during month-long spring drills and had two long TD receptions in the Red & Black Game.

**High School:** Electrifying high school player at Castle Park ... Earned *San Diego Union-Tribune* first-team honors... One of the county's leading scorers as a senior with 110 points ... Third-team all-state selection by *CalHiSports.com* ... One of the top 100 prospects (No. 97) in the Far West region according to *SuperPrep* as well as a top-100 prospect in California by *Rivals.com* ... Standout on both sides of the ball as well as on special teams.

**Personal:** Born Dec. 19, 1985, in Oakland, Calif. ... Son of Karen and DeMarco Sampson ... Is a social science major ... Mother's cousin is former NFL running back Icky Woods.

■ SAMPSON'S CAREER STATISTICS

Career Statistics	Receiving				
	G	No.	Yds.	TD	Avg.
2005	12	6	60	1	10.0
2008	11	11	111	0	10.1
2009	12	62	851	8	13.7
2010	12	65	1,175	8	18.1
<b>Totals</b>	<b>47</b>	<b>144</b>	<b>2,197</b>	<b>17</b>	<b>15.3</b>

**Career Highs:** Receptions: 15 at CSU (10/24/09); Receiving Yards: 257 at CSU (10/24/09); Receiving TDs: 3 at CSU (10/24/09); Long Reception: 71 vs. Nicholls (9/4/10).

**2010 Highs:** Receptions: 12 vs. Utah (11/20/10); Receiving Yards: 179 vs. Nicholls (9/4/10); Receiving TDs: 2, four times; Long Reception: 71 vs. Nicholls (9/4/10).

■ SAMPSON CAREER GAME-BY-GAME

	Receiving			
	No.	Yds.	TD	Avg.
UCLA (9/3/05)	3	22	0	7.3
at AFA (9/10/05)	2	15	0	7.5
at Ohio State (9/17/05)	0	0	0	0.0
SJSU (9/24/05)	1	23	1	23.0
BYU (10/1/05)	0	0	0	0.0
at UNLV (10/8/05)	0	0	0	0.0
at Utah (10/15/05)	0	0	0	0.0
UNM (10/22/05)	0	0	0	0.0
TCU (10/29/05)	0	0	0	0.0
at CSU (11/12/05)	0	0	0	0.0
WYO (11/19/05)	0	0	0	0.0
at Hawai'i (12/3/05)	0	0	0	0.0
CAL POLY (8/30/08)	DNP-CD			
at ND (9/6/08)	0	0	0	0.0
at SJSU (9/13/08)	1	20	0	20.0
IDAHO (9/27/08)	1	9	0	9.0
at TCU (10/4/08)	0	0	0	0.0
AFA (10/11/08)	2	18	0	9.0
at UNM (10/18/08)	1	16	0	16.0
CSU (10/25/08)	2	16	0	8.0
at WYO (11/1/08)	2	14	0	7.0
at BYU (11/8/08)	0	0	0	0.0
UTAH (11/13/08)	1	12	0	12.0
UNLV (11/22/08)	1	6	1	6.0

at UCLA (9/5/09)*	4	39	0	9.8
SUU (9/12/09)*	5	64	0	12.8
at Idaho (9/19/09)*	4	36	0	9.0
at AFA (9/26/09)*	2	32	0	16.0
NMSU (10/3/09)*	2	34	0	17.0
BYU (10/17/09)*	5	77	2	15.4
at CSU (10/24/09)*	15	257	3	17.1
UNM (10/31/09)*	7	56	2	8.0
TCU (11/7/09)*	6	81	1	13.5
WYO (11/14/09)*	5	50	0	10.0
at UTAH (11/21/09)*	4	76	0	19.0
at UNLV (11/28/09)*	3	49	0	16.3
NICHOLLS (9/4/10)*	7	179	2	25.6
at NMSU (9/11/10)*	4	73	0	18.3
at Missouri (9/18/10)*	6	81	0	13.5
UTAH ST. (9/25/10)*	2	40	0	20.0
at BYU (10/9/10)*	4	47	0	11.8
AIR FORCE (10/16/10)*	4	106	0	26.5
at UNM (10/23/10)*	7	127	2	18.1
at WYO (10/30/10)*	7	175	2	25.0
CSU (11/6/10)*	2	23	0	11.5
at TCU (11/13/10)*	4	42	0	10.5
UTAH (11/20/10)*	12	154	0	12.8
UNLV (11/27/10)*	6	128	2	21.3

\* = Game started



► #18 DOMINIQUE SANDIFER

WR, 6-0, 190, So.-1L,  
Gardena, Calif. (Beverly Hills HS)

A fleet-footed athlete, who continues to develop ... Made *Rivals.com's* MWC all-freshmen team in 2009 ... Gives the Aztecs another proven threat at wideout and also contributes in the return game.

**2010:** Has played in every game, starting five times overall ... Fifth on the squad in receptions with 22 ... One of

three starting wideouts for the Aztecs against Nicholls, making a pair of catches for 40 yards, including a long of 29 yards ... Starter at New Mexico State, logging two receptions ... Came off the bench at No. 25 Missouri, coming down with two catches and also fielded his first career punt return ... Two more punt returns and a reception for six yards in the win over Utah State ... Made three receptions for 25, including an impressive one falling out of bounds, at BYU ... Had two catches for 19 yards vs. Colorado State ... Had his streak of consecutive games with a catch snapped at four at TCU ... Had a career-high 81 receiving yards and a season-high six catches against Utah ... Made a 20-yard catch against UNLV.

**2009:** Played in the last 10 games of the season, starting four of the final five outings ... Fourth on the team in receptions (26) and receiving yards (298) ... Made SDSU debut against Idaho, but did not have a reception ... First career catch at Air Force for six yards ... Had a pair of receptions against New Mexico State ... Three catches, including his first career TD (33-yarder), at Colorado State ... First career start in the win over New Mexico, making five grabs for a then career-high 70 yards, highlighted by a 30-yard catch ... Set career bests with seven receptions and 74 yards at Utah, including a 17-yr TD grab ... Finished out the year with four grabs for 52 yards with a long of 25 at UNLV.

**2008:** Did not see action in his first year on campus, redshirting the season.

**High School:** Was the leading receiver at Beverly Hills High School his final two seasons, catching 54 passes for 877 yards and three scores in 2007, and recording 52 receptions for 814 yards and six touchdowns in 2006 ... All-CIF pick, who also played on the defensive side of the ball for Normans' head coach Carter Paysinger ... Won the 110 and 300 meter hurdles at the Ocean League championships as a member of the track team.

**Personal:** Born Oct. 6, 1989, in Joliet, Ill. ... Son of Cynthia Smith and Raymond Sandifer ... Also considered Oregon, Washington State and Nevada ... Major is child and family development.

■ SANDIFER'S CAREER STATISTICS

Career Statistics	Receiving				
	G	No.	Yds.	TD	Avg.
2009	10	26	298	2	11.5
2010	12	22	253	0	11.5



Totals 22 48 551 2 11.5

**Career Highs:** Receptions: 7 at Utah (11/21/09); Receiving Yards: 81 vs. Utah (11/20/10); Receiving TDs: 1 at Utah (11/21/09), at CSU (10/24/09); Long Reception: 33 at CSU (10/24/09).

**2010 Highs:** Receptions: 6 vs. Utah (11/20/10); Receiving Yards: 81 vs. Utah (11/20/10); Long Reception: 29 vs. Nicholls (9/4/10).

■ SANDIFER CAREER GAME-BY-GAME

	Receiving			
	No.	Yds.	TD	Avg.
at UCLA (9/5/09)			DNP-CD	
SUU (9/12/09)			DNP-CD	
at Idaho (9/19/09)	0	0	0	0.0
at AFA (9/26/09)	1	6	0	6.0
NMSU (10/3/09)	2	21	0	10.5
BYU (10/17/09)	0	0	0	0.0
at CSU (10/24/09)	3	48	1	16.0
UNM (10/31/09)*	5	70	0	14.0
TCU (11/7/09)*	0	0	0	0.0
WYO (11/14/09)*	4	27	0	6.8
at UTAH (11/21/09)*	7	74	1	10.6
at UNLV (11/28/09)	4	52	0	13.0
NICHOLLS (9/4/10)*	2	40	0	20.0
at NMSU (9/11/10)*	2	9	0	4.5
at Missouri (9/18/10)	2	9	0	4.5
UTAH ST. (9/25/10)	1	6	0	6.0
at BYU (10/9/10)	3	25	0	8.3
AIR FORCE (10/16/10)	1	22	0	22.0
at UNM (10/23/10)*	1	13	0	13.0
at WYO (10/30/10)	1	9	0	9.0
CSU (11/6/10)*	2	19	0	9.5
at TCU (11/13/10)*	0	0	0	0.0
UTAH (11/20/10)*	6	81	0	13.5
UNLV (11/27/10)	1	20	0	20.0

\* = Game started



► #85 D.J. SHIELDS

TE, 6-4, 240, So.-1L, Bonita, Calif. (Bonita Vista HS)

A solid target at tight end, who played every game the last two years ... Lined up at tight end and as a fullback and played special teams at SDSU ... Local product who is from the same high school as place-kicker Bryan Shields, although they are not related ... Boasts the team's highest cumulative GPA and was a conference all-academic and

MWC scholar-athlete a year ago ... A multi-time SDSU scholar-athlete, he posted a 4.0 grade-point average this past spring semester.

**2010:** Played in all 12 contests, starting three times ... Made his first two catches of the season at Wyoming, including his first career touchdown for 14 yards.

**2009:** Saw action in all 12 games, earning a start vs. Colorado State ... Made 11 catches for 109 yards, with eight of those receptions coming in the final five outings ... Reserve in the first three games, but did not have a catch ... Made his first career reception at Air Force for three yards ... Two catches vs. Brigham Young ... One reception for nine yards against New Mexico ... Career-best 43 yards receiving on two grabs vs. Wyoming with a long of 28 yards ... Season-high three receptions for 40 yards at UNLV.

**2008:** Did not see any playing time, redshirting the year.

**High School:** Played at Bonita Vista High School under head coach Carl Parrick ... Rated 68th nationally among tight end recruits by *Scouts, Inc.* ... Mesa League's Offensive Player of the Year in 2007 and also earned first-team all-CIF recognition ... Hauled in 44 passes for 532 yards and seven touchdowns his final season ... 2007 third-team all-Southern California by *GoldenStatePreps.com* ... Played baseball and basketball for the Barons ... First-team all-league for basketball as a junior ... A standout student with over a 4.0 GPA ... *San Diego Union-Tribune* all-academic team captain, who scored 1,820 on the SAT.

**Personal:** Born March 4, 1990, in La Jolla, Calif. ... Son of Dave and Darcie Shields ... Full name is David John Shields ... Also recruited by New Mexico, UNLV, UTEP and Washington State ... Is an engineering major.

■ SHIELDS' CAREER STATISTICS

Career Statistics	Receiving				
	G	No.	Yds.	TD	Avg.
2009	12	11	109	0	9.9
2010	12	2	29	1	14.5
Totals	24	13	138	1	10.6

**Career Highs:** Receptions: 3 at UNLV (11/28/09); Receiving Yards: 43 vs. Wyoming (11/14/09); Receiving TDs: 1 at Wyoming (10/30/10); Longest Reception: 28 vs. Wyoming (11/14/09).

**2010 Highs:** Receptions: 2 at Wyoming (10/30/10); Receiving Yards: 29 at Wyoming (10/30/10); Receiving TDs: 1 at Wyoming (10/30/10); Longest Reception: 15 at Wyoming (10/30/10).



► #55 NEIL SPENCER

DL, 6-2, 280, Jr.-1L, Las Vegas, Nev. (Cimmaron-Memorial HS)

Running second on the two-deep at defensive tackle ... Did not see the playing field the last two seasons, including missing the entire 2008 campaign due to injury ... One of six true freshmen on the Aztec two-deep in 2007 ... Played both sides of the ball as a prep.

**2010:** Participated in all 12 contests so far this campaign, starting three occasions ... Logged his first playing time since the 2007 campaign, coming in as a reserve in the opener and recording two stops and a tackle for a loss of four yards ... Two tackles for the second outing in a row at New Mexico State ... Recovered his first career fumble at No. 25 Missouri and also contributed two stops for the third game in a row ... First start since 2007 vs. Utah State, ending with two tackles ... Second consecutive start at BYU with a career-high seven stops ... Four tackles in the upset of No. 23 Air Force ... Reserve at UNM, posting two stops ... Made two tackles, including his first career sack vs. Utah ... Also played against UNLV.

**2009:** Practiced, but did not see any game action.

**2008:** Did not play, using his redshirt season.

**2007:** Played in all 12 games, earning his lone start at Wyoming ... Recorded 28 tackles on the year ... One stop in his first career game against Washington State ... Three tackles at Arizona State ... Three stops versus Cincinnati and Colorado State ... Two assisted efforts at Utah ... First career TFL against UNM ... Became just the second true freshman to log a start in 2007, earning a starting role against Wyoming and posting a pair of stops ... Career-high five tackles at UNLV ... Four stops against Air Force and two solos vs. Brigham Young.

**High School:** Played both the offensive and defensive line under coach Ron Smeltzer ... 2006 Northwest Division and Sunset Region defensive player of the year, recording 49 tackles, including 28 solos, and 20 quarterback hurries ... First-team all-division and all-region as an offensive tackle in 2006, helping his team average 353 yards rushing ... Eagles logged a perfect 10-0 regular-season record ... Recorded 76 tackles and three sacks as a junior, leading the Spartans to a 12-2 mark and the state semis ... First-team all-state accolades on offense and second team as a defensive tackle in 2005 ... All-division honors on both sides of the ball as a junior ... Sixth-ranked recruit in the state of Nevada by *Rivals.com* ... Also was a member of his schools' track and wrestling squads, ending up second in the state in the heavyweight division as a junior.

**Personal:** Born Aug. 15, 1988 ... His late father, Greg, was one of his high school coaches ... Majoring in social science.

■ SPENCER'S CAREER STATISTICS

Career Statistics	G	UA-AT-TT	TFL-Yds.	Sacks	Int.	PBU	FF	FR
2007	12	15-13-28	0.5-0	0-0	0-0	0	0	0
2010	12	15-9-24	2.0-7	1.0-3	0-0	0	0	1-0
Totals	24	30-22-52	2.5-7	1.0-3	0-0	0	0	1-0

**Career/2010 Highs:** Tackles: 7, at BYU (10/9/10); TFL: 1.0 vs. Nicholls (9/4/10); FR: 1 at Missouri (9/18/10).



► #14 BRIAN STAHOVICH

P, 6-0, 190, Jr.-2L, Solana Beach, Calif. (Cathedral Catholic HS)

Proved himself as one of the nation's top punters the last two seasons ... Preseason first-team all-league punter in 2010 by *Phil Steele Magazine*, *Sporting News*, *Lindy's* and *Blue Ribbon* ... 2010 and 2009 Ray Guy Award Watch List

... Earned the starting punting job as a true freshman ... SDSU's first oral commitment of the 2008 class ... Has 41 kicks for 50 or more yards in his career, landing 42 inside the 20-yard line ... An additional 48 punts have been fair caught ... Already ranks third in school history in career punting yards (7,766) and in attempts (182).

**2010:** Named a first-team all-MWC selection, the first Aztec punter so honored ... Ranks first in the MWC and seventh nationally in punting (45.70 ypk.) in 2010 ... His 45.70 average would rank first in school season history ... Has 16 kicks for over 50 yards and dropped 15 inside the 20-yard line ... Had to punt just once in the first game of the year vs. Nicholls, booming it 56 yards ... Averaged 50.8 yards per punt at New Mexico State (No. 9 in SDSU single-game history), posting three of his four kicks for over 50 yards and landing two inside the 20-yard line ... Matched his career high with 10 kicks at No. 25 Missouri, averaging 45.6 yards (career high for total yards) and dropping three inside the 20-yard line ... His 67-yarder vs. the Tigers matched his career best and ties as the 12th-longest in school history ... Only three punts vs. Utah State, averaging 46.0 yards with a long of 57 and landed one inside the 20 ... Dropped three of his four punts vs. Air Force inside the 20-yard line ... Landed three punts inside the 20 and had three for more than 50 yards in the win at UNM ... MWC special teams player of the week after belting an 89-yard punt at Wyoming ... His 89-yard effort is a school record, longest in the FBS this season and is second in MWC history ... Punted twice for a 47.0 average vs. Utah ... Did not have to punt vs. UNLV.

**2009:** Second-team all-Mountain West Conference honoree ... *Phil Steele's* mid-season all-MWC first team ... Ended the campaign ranked 13th nationally in punting average (43.8) and was 18th in net punting ... Of his 61 punts, 17 traveled more than 50 yards and 13 were downed inside the opponent's 20-yard-line ... Punting average ranked fifth in school single-season history, while his 2,674 yards are ninth all-time ... Only had seven touchbacks the entire season ... Had eight punts for an average of 44.8 yards at UCLA ... Long punt vs. the Bruins was a 51-yarder and also had one drop inside the 20-yard line ... Had just two punts in the win over Southern Utah, booming one 50 yards and the other 41 yards ... Averaged 46.3 yards on three boots at Idaho with a long of 51 yards ... Hit two 57-yard punts at Air Force and also added a pair of 56-yard efforts ... Punt average of 52.5 against the Falcons is fourth-best in Aztec single-game history and a career high ... Six punts, including three that were fair caught, with an average of 44.8 in the win over NMSU ... Two 50-yard punts vs. BYU and one at CSU ... MWC Player of the Week after dropping five of his seven punts inside the 20 in the win over New Mexico ... Also tallied a 59 and 50-yard vs. the Lobos ... Had eight punts for a 47.0 avg. at Utah with his first boot going for a career-long of 67 yards ... Three of his four punts against the Utes were for at least 50 yards ... Landed three of his six kicks at UNLV inside the 20-yard line.

**2008:** Was the Aztecs' starting punter in all 12 contests ... Averaged 39.5 yards a punt with a long of 65 ... Had eight kicks of more than 50 yards and dropped 14 inside the 20-yard line ... Got off to a solid start, booting his first two career punts within the Cal Poly 20-yard line in the opener ... Punted four times, averaging 39.5 yards, with a long of 49 ... Career-high eight punts at Notre Dame for 267 yards ... Had his best performance of the year, booting three balls for over 50 yards at San Jose State, including a long of 65 yards ... Averaged 45.8 yards per kick vs. the Spartans and dropped one inside the 20 ... Dropped two of his four punts inside the 20 vs. Idaho ... His 10 punts at TCU tied for seventh in SDSU game history ... Seven punts with a long of 57 yards against Air Force ... Averaged over 40 yards on eight punts at New Mexico, including a long of 48 ... Punted three times against CSU with a long of 47 yards ... Best career punt average at Wyoming, kicking five times for 248 yards (49.6) with two inside the 20-yard line ... Had three punts of more than 50 yards, including one for 57 against the Cowboys ... Had four punts at BYU with one inside the 20 ... Averaged 43.2 yards on five punts vs. No. 8 Utah, including two inside the 20 and one for 50 yards ... Concluded his first season with four kicks vs. UNLV, averaging 42.2 yards.

**High School:** Ranked the No. 5 punter in the nation by *Scout.com* ... Was a member of the "Chris Sailer Kicking" top-12 list ... Eastern League Kicker of the Year and first-team all-league as a senior ... Had punts of 61 yards and two of 51 yards, as well as five extra point conversions and three touchbacks in a Cathedral Catholic win his senior year ... Cathedral won the CIF Div. III title in 2007 and ended up with a 10-2 record ... Had two tackles in the championship game as a defensive back ... Two-time *San*

*Diego Union-Tribune* all-academic honoree ... Was the Dons' special teams player of the year as a sophomore and senior ... Also played lacrosse, garnering his team's most improved award in 2005.

**Personal:** Born April 14, 1990, in Oceanside, Calif. ... Son of Joseph and Marcia Stahovich ... Majoring in biology.

■ **STAHOVICH'S CAREER STATISTICS**

Career Statistics	G	No.	Yds.	Avg.	Long	TB	FC	I20	Blk.
2008	12	71	2,807	39.5	65	6	19	14	1
2009	12	61	2,674	43.8	67	7	15	13	1
2010	12	50	2,285	45.7	89	6	14	16	1
<b>Totals</b>	36	182	7,766	42.7	89	19	48	43	3

**Career Highs:** **Punts:** 10 at Missouri (9/18/10), at TCU (10/4/08); **Yards:** 456 at Missouri (9/18/10); **Avg.:** 52.5 (6-for-315) at Air Force (9/26/09)/89.0 (1-for-89) at Wyoming (10/30/10); **Long:** 89 at Wyoming (10/30/10).

**2010 Highs:** **Punts:** 10 at Missouri (9/18/10); **Yards:** 456 at Missouri (9/18/10); **Avg.:** 89.0 (1-for-89) at Wyoming (10/30/10); **Long:** 89 at Wyoming (10/30/10).

▶ **#41 KHALID STEVENS**

DB, 5-11, 195, So.-SQ  
Pacific Palisades, Calif. (Palisades HS)



Is the back-up behind senior Andrew Preston at the Aztec position ... Good athlete and hard-hitter ... Continues to develop in the 3-3-5 system ... Played at the start of the season a year ago on special teams.

**2010:** Has played in every game, starting once ... Eighth on the team in tackles with 35, including 3.5 for a loss of

yardage ... Was a reserve against Nicholls, but did not log any stats ... First career pass breakup at New Mexico State ... Made his first career tackles at No. 25 Missouri, coming up with four of them, including 1.5 for a loss ... Three stops the next week against Utah State ... Season-high five tackles in the MWC opener at BYU ... First career start vs. Air Force, making five stops in the winning effort ... Three solo tackles, including two for a loss of six yards, at New Mexico ... Added a tackle vs. Colorado State ... Had a career-high six tackles at TCU ... Made five stops vs. Utah and two solos against UNLV.

**2009:** One of four true freshmen to see the field in the season-opener at UCLA ... Also logged minutes a week later vs. Southern Utah, but then did not appear in the final 10 games ... Did not post any stats.

**High School:** A two-way standout who rushed for 1,090 yards on 132 carries and had 10 touchdowns in 2008 at Palisades High School ... Also grabbed 14 catches for 205 yards and three scores ... On the other side of the ball, had 69 tackles on the season ... Western League Most Valuable Player in 2008 ... Posted four games with 10 or more tackles in 2008, including a season-high 12 against Palos Verdes Peninsula High.

**Personal:** Born Dec. 8, 1990, in Los Angeles, Calif. ... Son of Maria and Ambrose Stevens ... Also received a scholarship offer from Army ... Has yet to declare his major.

■ **STEVENS' CAREER STATISTICS**

Career Statistics	G	UA-AT-TT	TFL-Yds.	Sacks	Int.	PBU	FF	FR
2010	12	27-8-35	1.5-2	0-0	0-0	2	0	0

**Career/2010 Highs:** **Tackles:** 6 at TCU (11/13/10); **TFLs:** 2.0 at New Mexico (10/23/10); **PBU:** 1 at Wyoming (10/30/10); at NMSU (9/11/10)).

▶ **#23 BRANDON SULLIVAN**

RB, 5-11, 215, Sr.-3L,  
Poway, Calif. (Poway HS)



Made the move from tailback to fullback for his senior campaigns and has become one of the keys to the Aztec offense's success ... Also plays on special teams and has been a solid contributor during his collegiate career ... Started 18 times over the past four seasons ... Team's top returning rusher from 2009 ... Had the most catches of any

SDSU running back a year ago ... Has two career 100-yard rushing efforts ... Reached the 1,000-yard mark in career rushing earlier this year at UNM.

**2010:** Played in all 12 contests, starting four times ... Has 40 carries for 124 yards and seven touchdowns and 25 receptions for 375 yards and three scores ... Fourth on the team in all-purpose yards ... Two carries for 14 yards

with a long of nine yards in the first game of the year vs. Nicholls ... Career-long 57-yard reception on a key third down in the win at NMSU ... Ended the contest with the Aggies with three receptions for 69 yards and also had a carry ... Two catches for 41 yards, including a long of 31, at No. 25 Missouri ... Made three grabs for 37 yards and also had a rush in the victory over Utah State ... First touchdown of the season on a 4-yard catch in the fourth quarter at BYU ... Four catches for 43 yards as a starter, including a 29-yarder that set up an Aztec field goal in the win over Air Force ... Eclipsed the 1,000-yard mark in career rushing yardage at New Mexico, posting 17 of his season-high 18 carries in the second half for 69 yards to secure the victory ... Tallied three touchdowns, all on 1-yard rushes, in the win at Wyoming ... Scored on another 1-yard run the following game against Colorado State ... Also had three catches for 47 yards, including a 9-yard TD reception ... Continued his impressive touchdown streak with two more 1-yd rushing touchdowns at TCU ... Also caught two passes for 53 yards against the Horned Frogs ... Rushed three times for eight yards and caught two passes for 18 yards vs. Utah ... One rushing and one receiving score vs. UNLV.

**2009:** Led the team with a career-high 558 yards rushing on 154 attempts ... Scored four rushing touchdowns and contributed 16 receptions ... Starter in six outings, including each of the final five ... Played in 10 of 12 games, missing two due to injury ... Had a team-best nine carries for 25 yards as a reserve vs. UCLA ... Also made one catch for four yards ... First career 100-yard rushing game against Southern Utah, posting 111 yards on 24 carries with a long of 18 yards ... Starter at Idaho, recording 10 carries for 31 yards, before missing the rest of the game due to injury ... Came back to score a one-yard TD vs. BYU ... Team's leading rusher at CSU, carrying 22 times for 65 yards, while also adding a pair of receptions ... Only RB to get a carry against UNM, matching his career best with 24 carries for 81 yards ... Also had a 23-yard reception in the win over the Lobos ... Gained 75 yards on 17 carries (4.4 ypg) against TCU and its No. 1 defense ... Got his second 100-yard rushing game of the season, recording 105 yards and a career-best two touchdowns on 18 carries versus Wyoming ... Rushed for 55 yards at Utah to tally 381 yards during a five-game swing (76.2 ypg), after rushing for just 168 yards over his first four contests (42.0 ypg) ... Posted 10 carries and a touchdown in the season finale with UNLV.

**2008:** Played in eight contests, logging 48 carries for 185 yards and a touchdown ... Had 21 catches for 205 yards with a long of 45 ... Starter at tailback versus Cal Poly, scoring a pair of touchdowns ... Career-high nine receptions for 64 yards, including a 16-yard TD ... Also carried a career-high 15 times for 43 yards and a 5-yard touchdown run ... Averaged 6.6 yards on 10 carries at Notre Dame and also caught two passes ... Then career-long 41-yard reception to go with six carries at San Jose St. ... Four catches and two carries as a reserve vs. Idaho ... One of his catches went for a career-best 45 yards and a touchdown in the second half ... One catch for three yards at TCU ... Three carries against Air Force ... Nine carries (39 yards) and three catches (28 yards) at UNM ... DNP vs. CSU ... Three carries and one catch at Wyoming ... Did not play in the final three outings.

**2007:** Played in the first 11 games, starting in Aztec wins over Colorado State, Wyoming and UNLV ... Third-leading rusher with 220 yards on 58 carries ... Also tallied 18 catches for 119 yards ... Solid all-around game in his first as an Aztec against Washington State ... Had four carries for 23 yards and three receptions for 15 yards ... Also tallied a pair of kickoff returns for 34 yards ... Two carries for nine yards and added a pair of catches in the loss to ASU ... Also had two carries versus Portland State ... Four carries and a reception in the team's loss to Cincinnati ... First career start at CSU, logging six carries for 21 yards and catching two passes for 15 yards ... First career touchdown at Utah, scoring on a five-yard run ... Eight carries for 23 yards against UNM ... Second career TD from six yards out in his second career start in the win over Wyoming ... Had 10 carries for a season-high 70 yards and six receptions for 68 yards in the win over UNLV ... Career-best 11 carries at AFA ... Did not play against BYU.

**2006:** Did not see action, using his redshirt year.

**High School:** Went to Poway High School, where he rushed for 1,556 yards and 24 touchdowns on 221 carries (7.04 yards per carry) as a senior ... Named the Palomar League Offensive Player of the Year ... Tallied 60 tackles on defense ... As a junior, carried 143 times for 1,172 yards (8.2 ypc) and 12 TDs and caught 18 passes for 329 yards (18.3 ypc) ... Also returned 12 kickoffs for two touchdowns and a 40.8 yard average.

**Personal:** Born Dec. 23, 1987 ... Majoring in social science.

■ SULLIVAN'S CAREER STATISTICS

Career Statistics	Rushing					Receiving			
	G	Att.	Yds.	TD	Avg.	No.	Yds.	TD	Avg.
2007	11	58	220	2	3.8	18	119	0	6.6
2008	8	48	185	1	3.9	21	205	2	9.8
2009	10	154	558	4	3.6	16	117	0	7.3
2010	12	40	124	7	3.1	25	375	3	15.0
<b>Totals</b>	<b>41</b>	<b>300</b>	<b>1,087</b>	<b>14</b>	<b>3.6</b>	<b>80</b>	<b>816</b>	<b>5</b>	<b>10.2</b>

**Career Highs:** Carries: 24 vs. UNM (10/31/09), vs. S. Utah (9/12/09); Rushing Yards: 111 vs. S. Utah (9/12/09); Rushing TDs: 3 at Wyoming (10/30/10); Long Rush: 28 vs. Wyoming (11/14/09); Receptions: 9 vs. Cal Poly (8/30/08); Receiving Yards: 69 at NMSU (9/11/10); Long Reception: 57 at NMSU (9/11/10); Long Kickoff Return: 17 vs. WSU (9/8/07).

**2010 Highs:** Carries: 18 at New Mexico (10/23/10); Rushing Yards: 69 at New Mexico (10/23/10); Rushing TDs: 3 at Wyoming (10/30/10); Long Rush: 12 at New Mexico (10/23/10); Receptions: 4 vs. Air Force (10/16/10); Receiving Yards: 69 at NMSU (9/11/10); Long Reception: 57 at NMSU (9/11/10); Receiving TD: 1, three times

■ SULLIVAN GAME-BY-GAME

	Rushing					Receiving			
	Att.	Yds.	TD	Avg.	No.	Yds.	TD	Avg.	
vs. WSU (9/8/07)	4	23	0	5.8	3	15	0	5.0	
at ASU (9/15/07)	2	9	0	4.5	2	4	0	2.0	
PSU (9/22/07)	2	6	0	3.0	0	0	0	0.0	
CINCINNATI (9/29/07)	4	9	0	2.3	1	5	0	5.0	
at CSU (10/6/07)*	6	21	0	3.5	2	15	0	7.5	
at Utah (10/13/07)	3	16	1	5.3	0	0	0	0.0	
UNM (10/20/07)	8	23	0	2.9	1	-4	0	0.0	
WYO (11/3/07)*	5	13	1	2.6	1	6	0	6.0	
at UNLV (11/10/07)*	10	70	0	7.0	6	68	0	11.3	
at AFA (11/17/07)	11	30	0	2.7	1	8	0	8.0	
TCU (11/24/07)*	3	0	0	0.0	1	2	0	2.0	
BYU (12/1/07)	DNP-INJ								
CAL POLY (8/30/08)*	15	43	1	2.9	9	64	1	7.1	
at ND (9/6/08)*	10	66	0	6.6	2	7	0	3.5	
at SJSU (9/8/08)*	6	22	0	3.7	1	41	0	41.0	
IDAHO (9/27/08)	2	11	0	5.5	4	53	1	13.3	
at TCU (10/4/08)	0	0	0	0.0	1	3	0	3.0	
AFA (10/11/08)	3	0	0	0.0	0	0	0	0.0	
at UNM (10/18/08)*	9	39	0	4.3	3	28	0	9.3	
CSU (10/25/08)	DNP								
at WYO (11/1/08)	3	4	0	1.3	1	9	0	9.0	
at BYU (11/8/08)	DNP-INJ								
UTAH (11/15/08)	DNP-INJ								
UNLV (11/22/08)	DNP-INJ								
at UCLA (9/6/09)	9	25	0	2.8	1	4	0	4.0	
SUU (9/12/09)	24	111	0	4.6	3	19	0	6.3	
at Idaho (9/19/09)*	10	31	0	3.1	1	9	0	9.0	
at AFA (9/26/09)	DNP-INJ								
NMSU (10/3/09)	DNP-INJ								
BYU (10/17/09)	2	1	1	0.5	1	7	0	7.0	
at CSU (10/24/09)	22	65	0	3.0	2	3	0	1.5	
UNM (10/31/09)*	24	81	0	3.4	1	23	0	23.0	
TCU (11/7/09)*	17	75	0	4.4	1	10	0	10.0	
WYO (11/14/09)*	18	105	2	5.8	4	24	0	6.0	
at UTAH (11/21/09)*	18	55	0	3.1	1	16	0	16.0	
NICHOLLS (9/4/10)	2	14	0	7.0	0	0	0	0.0	
at NMSU (9/11/10)	1	1	0	1.0	3	69	0	23.0	
at Missouri (9/18/10)	1	2	0	2.0	2	41	0	20.5	
UTAH ST. (9/25/10)	1	3	0	3.0	3	37	0	12.3	
at BYU (10/9/10)	0	0	0	0.0	3	6	1	2.0	
AIR FORCE (10/16/10)*	0	0	0	0.0	4	43	0	10.7	
at UNM (10/23/10)	18	69	0	3.8	0	0	0	0.0	
at WYO (10/30/10)	6	15	3	2.5	0	0	0	0.0	
CSU (11/6/10)	2	3	1	1.5	3	47	1	15.7	
at TCU (11/13/10)*	3	2	2	0.7	2	53	0	26.5	
UTAH (11/20/10)*	3	8	0	2.7	2	18	0	9.0	
UNLV (11/27/10)*	3	7	1	2.3	3	61	1	20.3	

\* = Game started



**#47 JACOB TAUANUU**

DL, 6-1, 240, Sr.-1L,  
San Diego, Calif. (Helix HS/UAB)

Returning starter and one of three seniors on the defensive line ... Sat out the 2008 season due to NCAA transfer rules ... Attended Grossmont College from 2005-07, before playing at UAB for one year ... Garnered MWC all-academic honors in 2009.

**2010:** Played in all 12 outings and took over starting duties in the last seven games ... Has 18 tackles with four of those behind the line of scrimmage ... Had a pair of pass break-ups, matching his previous career total, as a reserve against Nicholls ... First tackles of the year at New Mexico State ... Assisted on a tackle for loss against No. 25 Missouri ... One solo effort vs. Utah State ... Two stops in the loss at BYU ... Earned the start at defensive end vs. Air Force and had four tackles, including one behind the line of scrimmage ... Three solos with one for a loss in the first quarter of the win at New Mexico ... Made one tackle at TCU ... Had two tackles with one for a loss vs. Utah ... Had a 10-yard sack against UNLV.

**2009:** Earned a starting spot at defensive end in 10 of 12 contests ... Made 23 tackles with five for a loss and two sacks ... Appeared in his first game in the Red & Black in the opener against UCLA ... Both of his stops vs. the Bruins were behind the line of scrimmage ... Also tallied a pass break-up ... Made good on his first career start, coming away with two sacks and a forced fumble vs. Southern Utah ... Starter again at Idaho, but had just one solo tackle ... Second start at Air Force ending up with a season-high six tackles and his second PBU ... Two solo efforts against NMSU and one vs. BYU ... Four tackles in the win over UNM with one for a loss ... Earned the start against TCU and made one stop ... Started and made two stops vs. Wyoming ... Had one tackle in each of the final two games of the season.

**2008:** Redshirted after transferring from UAB.

**At UAB:** Spent the 2007 season at the University of Alabama-Birmingham, starting all 12 games for the Blazers ... Recorded 48 tackles and two sacks.

**At Grossmont:** Played at Grossmont Community College in El Cajon in 2006 ... Appeared in all 12 games, starting six ... Saw action at four positions (OLB, ILB, LS and FB).

**High School:** Three-year letterwinner at Helix High School in La Mesa, Calif., graduating in 2005 ... A two-year captain who was named first-team all-CIF selection in 2004 ... Two-time all-league pick.

**Personal:** Born July 16, 1987, in San Diego, Calif. ... Son of Tisha Young and Tuuese Tauanuu ... Is a history major, who has earned SDSU scholar-athlete honors.

**■ TAUANUU'S CAREER STATISTICS**

Career Statistics	G	UA-AT-TT	TFL-Yds.	Sacks	Int.	PBU	FF	FR
2009	12	17-6-23	5.0-16	2.0-13	0-0	2	1	0
2010	12	13-5-18	4.0-16	1.0-10	0-0	2	0	0
<b>Totals</b>	<b>24</b>	<b>30-11-41</b>	<b>9.0-32</b>	<b>3.0-23</b>	<b>0-0</b>	<b>4</b>	<b>1</b>	<b>0</b>

**Career Highs:** Tackles: 6 at Air Force (9/26/09); TFL: 2.0 vs. S. Utah (9/12/09), at UCLA (9/5/09); Sacks: 2.0 vs. Southern Utah (9/12/09); PBU: 1 at Air Force (9/26/09), at UCLA (9/5/09); FF: 1 vs. S. Utah (9/12/09).

**2010 Highs:** Tackles: 4 vs. Air Force (10/16/10); TFL: 1.0, four times; Sacks: 1.0 vs. UNLV (11/27/10); PBU: 2 vs. Nicholls (9/4/10).

**■ TAUANUU CAREER GAME-BY-GAME**

	G	UA-AT-TT	TFL-Yds.	Sacks	Int.	PBU	FF	FR
at UCLA (9/5/09)	1	2-0-2	2.0-2	0-0	0-0	1	0	0
SUU (9/12/09)*	1	2-0-2	2.0-13	2.0-13	0-0	0	1	0
at Idaho (9/19/09)*	1	1-0-1	0-0	0-0	0-0	0	0	0
at AFA (9/26/09)*	1	1-5-6	0-0	0-0	0-0	1	0	0
NMSU (10/3/09)*	1	2-0-2	0-0	0-0	0-0	0	0	0
BYU (10/17/09)*	1	1-0-1	0-0	0-0	0-0	0	0	0
at CSU (10/24/09)*	1	0-0-0	0-0	0-0	0-0	0	0	0
UNM (10/31/09)*	1	4-0-4	0-0	0-0	0-0	0	0	0
TCU (11/7/09)*	1	1-0-1	0-0	0-0	0-0	0	0	0
WYO (11/14/09)*	1	2-0-2	0-0	0-0	0-0	0	0	0
at Utah (11/21/09)	1	1-0-1	0-0	0-0	0-0	0	0	0
at UNLV (11/28/09)*	1	0-1-1	0-0	0-0	0-0	0	0	0
NICHOLLS (9/4/10)*	1	0-0-0	0-0	0-0	0-0	2	0	0
at NMSU (9/11/10)*	1	1-1-2	0-0	0-0	0-0	0	0	0
at Missouri (9/18/10)*	1	0-1-1	0.5-0	0-0	0-0	0	0	0
UTAH ST. (9/25/10)*	1	1-0-1	0-0	0-0	0-0	0	0	0

at BYU (10/9/10)*	1	1-1-2	0-0	0-0	0-0	0	0	0
AIRFORCE (10/16/10)	1	3-1-4	1.0-4	0-0	0-0	0	0	0
at UNM (10/23/10)*	1	3-0-3	1.0-1	0-0	0-0	0	0	0
at WYO (10/30/10)*	1	1-0-1	0-0	0-0	0-0	0	0	0
CSU (11/6/10)*	1	0-0-0	0-0	0-0	0-0	0	0	0
at TCU (11/13/10)*	1	1-0-1	0-0	0-0	0-0	0	0	0
UTAH (11/20/10)*	1	1-1-2	0.5-1	0-0	0-0	0	0	0
UNLV (11/27/10)*	1	1-0-1	1.0-10	1.0-10	0-0	0	0	0

\* = Game started



**#36 NICK TENHAEFF**

LB, 6-2, 210, Fr.-RS,  
Atascadero, Calif. (Atascadero HS)

Running No. 2 at the middle linebacker position in his first collegiate campaign ... Did not play a year ago, after coming to campus with an injury ... Returned to the practice field during the fall.

**2010:** Has seen the field in all 12 contests, starting once ... Posted 26 tackles, 3.5 stops for a loss and a pair of sacks ...

In his first collegiate game, tied for the team lead with five tackles against Nicholls, including a sack and 1.5 TFLs ... Four tackles at No. 25 Missouri ... Two solos in the win over Utah State ... Three tackles with one for a loss in his first career MWC game at BYU ... Posted his first career start vs. Air Force ... First career fumble recovery at New Mexico ... Posted a 15-yard sack on Wyoming's final play of the game ... Had one stop at TCU ... Tied his career high with five tackles against UNLV.

**2009:** Redshirted the campaign.

**High School:** Set Atascadero High's single-season rushing touchdown record with 27 touchdowns and finished his career with 3,533 rushing yards ... Earned *The Tribune* player-of-the-year honors in 2008 ... Named the Pac-7 League MVP his senior season ... An all-CIF Southern Section tailback selection in 2008 ... The 2008 San Luis Obispo County MVP ... A first-team San Luis Obispo County tailback after his senior season ... Finished 2008 third on the team with 60 tackles and a sack ... As a junior, was named the Pac 7 League offensive back of the year and was a first-team offense selection.

**Personal:** Born March 23, 1991, in San Luis Obispo, Calif. ... Son of Natalie and Randy Tenhaeff ... Also recruited by Stanford, Cal Poly, Oregon State and USC ... Undecided on a major.

**■ TENHAEFF'S CAREER STATISTICS**

Career Statistics	G	UA-AT-TT	TFL-Yds.	Sacks	Int.	PBU	FF	FR
2010	12	20-6-26	3.5-25	2.0-19	0-0	0	0	1-0

**Career/2010 Highs:** Tackles: 5 vs. UNLV (11/27/10), vs. Nicholls (9/4/10); TFLs: 1.5 vs. Nicholls (9/4/10); Sacks: 1.0 at Wyoming (10/30/10), vs. Nicholls (9/4/10); FR: 1 at New Mexico (10/23/10).



**#12 JOSH WADE**

DB, 6-0, 180, So.-1L,  
San Diego, Calif. (Pt. Loma HS)

Local product, who has played every contest the last two seasons ... Has seen increased playing time in his third year on campus.

**2010:** Started the final two games of the regular season at cornerback, after coming in as a reserve in the first 10 outings ... Posted 24 tackles, three PBUs and an interception

on the year ... Back-up at cornerback against Nicholls, finishing with a solo tackle ... Also had one stop a week later at New Mexico State ... Career-best four tackles in the loss at No. 25 Missouri ... First career INT at UNM and first career TFL at Wyoming ... Tied his career high with four tackles (three solo) and had a tackle for a loss against Colorado State ... Had two stops at TCU ... Earned the start against Utah and tied his career high with four tackles ... Had three tackles and a career-high two PBUs against UNLV.

**2009:** Logged minutes in the first 12 games of his career ... Nine total tackles on the year with eight of those being solo efforts ... Was a reserve at cornerback against UCLA, his first game as an Aztec ... First tackle of his career vs. Southern Utah ... Played but did not make a stop at Idaho or Air Force ... One solo tackle against NMSU ... Career-best three tackles vs. BYU ... Only pass break-up in the game with New Mexico ... Made one stop in four consecutive games from the end of October until mid-November ...

Played but did not log any stats at Utah or UNLV.

**2008:** Redshirted as a true freshman.

**High School:** First-team all-CIF as a defensive back in helping Point Loma High to the CIF Div. III title game in 2007 ... Rushed for 1,100 yards and 13 touchdowns and recorded three interceptions on defense as a senior under coach Mike Hastings ... *CalHiSports.com* all-state first-team pick on defense for the medium school division in 2007 ... Eastern League Offensive Player of the Year as a senior at running back ... *San Diego Union-Tribune* all-San Diego Section first team his final campaign ... Had 20 tackles, two interceptions and a fumble recovery on defense in 2006 ... First-team all-league as a running back in 2006 ... Averaged more than 7.5 yards per carry as a running back in 2007 ... Also ran track for the Pointers.

**Personal:** Born Dec. 7, 1989, in San Diego, Calif. ... Son of Betty and Michael Wade ... Is an exercise and nutritional sciences major.

■ WADE'S CAREER STATISTICS

Career Statistics	G	UA-AT-TT	TFL-Yds.	Sacks	Int.	PBU	FF	FR
2009	12	8-1-9	0-0	0-0	0-0	1	0	0
2010	12	12-12-24	1.5-7	0-0	1-0	3	0	0
<b>Totals</b>	<b>24</b>	<b>20-13-33</b>	<b>1.5-7</b>	<b>0-0</b>	<b>1-0</b>	<b>4</b>	<b>0</b>	<b>0</b>

**Career Highs:** Tackles: 4, three times; TFL: 0.5, three times; PBU: 2 vs. UNLV (11/27/10); INT: 1 at New Mexico (10/23/10).

**2010 Highs:** Tackles: 4, three times; TFL: 0.5, three times; PBU: 2 vs. UNLV (11/27/10); INT: 1 at New Mexico (10/23/10).

▶ #52 MARCUS YARBROUGH



LB, 6-2, 230, Sr.-3L,  
San Diego, Calif. (Eastlake HS)

Waited and earned his chance to start at middle linebacker ... Physical linebacker, who can plug holes ... Team's No. 3 returning tackler in 2010.

**2010:** Key factor in the Aztec defense, starting the first nine outings, before missing the last three due to injury ... Still ranks sixth on the team in tackles and has a career-best 4.5

TFLs and two sacks ... Started at middle linebacker, tying for the team lead with five tackles, highlighted by his first career sack for a loss of four yards vs. Nicholls ... Managed only one assisted stop and a pass breakup in the victory at New Mexico State ... Four tackles with one for a loss of yardage at Missouri ... Made six stops in the win over Utah State and had nine at BYU to go over the 100 career tackle milestone ... Six tackles with one for a loss in the upset of Air Force ... Five stops at Wyoming ... Had two tackles against Colorado State, including an 8-yard sack (and TFL) ... Missed the past three games with an injury.

**2009:** Played in every game as a reserve ... Finished as team's seventh-leading tackler with 41 stops, including three behind the line of scrimmage ... Had two solo efforts and one pass break-up at UCLA ... One stop vs. Southern Utah and one at Idaho ... Talled a pair of assisted stops against Air Force and New Mexico State ... First career tackles for a loss against BYU, ending the afternoon with four stops overall ... Two solos and a quarterback hurry at CSU ... Best game of the year vs. New Mexico, posting seven tackles with two for a loss of nine yards in the win ... Had four tackles, including three solos, against TCU ... Made five stops, with four solos, versus Wyoming ... Had a career and season-high 10 tackles (four solo) at Utah ... One solo in the finale with UNLV.

**2008:** Participated in 10 games, starting once ... Had a career-best 28 tackles ... Made one tackle in the opener with Cal Poly ... Did not play against Notre Dame or San Jose State ... Saw his most extensive action, recording a career high and team game-high six stops in the win over Idaho ... Two assisted stops at TCU ... Reserve vs. Air Force ... Four tackles at New Mexico and three against CSU ... First career start, playing middle linebacker at Wyoming and making six tackles ... Three tackles at BYU ... One assisted stop vs. No. 8 Utah and two solos in the final game with UNLV.

**2007:** Played in all but one game as a redshirt freshman on defense and special teams ... Collegiate debut versus Washington State ... First career stops at ASU, recording two solo and two assisted efforts ... Was in on three tackles against PSU ... Played but did not have a tackle vs. Cincinnati or Utah ... One tackle vs. CSU and UNM.

**2006:** Redshirted as a true freshman.

**High School:** Was the 77th-ranked inside linebacker nationally by *Scouts, Inc.* ... A third-team all-state selection by *Cal-Hi Sports* ... Earned first-team all-county honors in 2005 at Eastlake High School ... As a senior, he had

131 tackles, eight sacks, three forced fumbles and an interception to garner Mesa League defensive player-of-the-year accolades for the second year in a row ... Recorded 143 tackles, 11 sacks and two forced fumbles his junior campaign ... Only junior named to the *San Diego Union-Tribune* All-San Diego Section team ... First-team all-state and all-league and second-team all-CIF in 2004 ... Participated in track and field, throwing the discus and shot put.

**Personal:** Born June 27, 1988, in San Diego, Calif. ... Son of Darryl and Selby Yarbrough ... Father was a four-year football letterwinner at San Diego State from 1978-81 as an offensive lineman ... Majoring in social science.

■ YARBROUGH'S CAREER STATISTICS

Career Statistics	G	UA-AT-TT	TFL-Yds.	Sacks	Int.	PBU	FF	FR
2007	11	4-5-9	0-0	0-0	0-0	0	0	0
2008	10	17-11-28	0-0	0-0	0-0	0	0	0
2009	12	25-16-41	3.0-12	0-0	0-0	1	0	0
2010	9	26-15-41	4.5-14	2.0-11	0-0	1	0	0
<b>Totals</b>	<b>42</b>	<b>72-45-117</b>	<b>7.5-26</b>	<b>2.0-11</b>	<b>0-0</b>	<b>2</b>	<b>0</b>	<b>0</b>

**Career Highs:** Tackles: 10 at Utah (11/21/09); TFL: 2.0 vs. UNM (10/31/09); Sacks: 1.0, two times; PBU: 1 at NMSU (9/11/10), at UCLA (9/5/09).

**2010 Highs:** Tackles: 9 at BYU (10/9/10); TFL: 1.0, three times; Sacks: 1.0, two times; PBU: 1 at NMSU (9/11/10).

■ YARBROUGH 2010 GAME-BY-GAME

	G	UA-AT-TT	TFL-Yds.	Sacks	Int.	PBU	FF	FR
vs. Wash. St. (9/8/07)	1	0-0-0	0-0	0-0	0-0	0	0	0
at ASU (9/15/07)	1	2-2-4	0-0	0-0	0-0	0	0	0
PSU (9/22/07)	1	2-1-3	0-0	0-0	0-0	0	0	0
CINCINNATI (9/29/07)	1		DNP					
at CSU (10/6/07)	1	0-1-1	0-0	0-0	0-0	0	0	0
at Utah (10/13/07)	1	0-0-0	0-0	0-0	0-0	0	0	0
UNM (10/20/07)	1	0-1-1	0-0	0-0	0-0	0	0	0
WYO (11/3/07)	1	0-0-0	0-0	0-0	0-0	0	0	0
at UNLV (11/10/07)	1	0-0-0	0-0	0-0	0-0	0	0	0
at AFA (11/17/07)	1	0-0-0	0-0	0-0	0-0	0	0	0
TCU (11/24/07)	1	0-0-0	0-0	0-0	0-0	0	0	0
BYU (12/1/07)	1	0-0-0	0-0	0-0	0-0	0	0	0
CAL POLY (8/30/08)	1	1-0-1	0-0	0-0	0-0	0	0	0
at ND (9/6/08)			DNP					
at SJSU (9/13/08)			DNP					
IDAHO (9/27/08)	1	5-1-6	0-0	0-0	0-0	0	0	0
at TCU (10/4/08)	1	0-2-2	0-0	0-0	0-0	0	0	0
AFA (10/11/08)	1	0-0-0	0-0	0-0	0-0	0	0	0
at UNM (10/18/08)	1	2-2-4	0-0	0-0	0-0	0	0	0
CSU (10/25/08)	1	2-1-3	0-0	0-0	0-0	0	0	0
at WYO (11/1/08)*	1	3-3-6	0-0	0-0	0-0	0	0	0
at BYU (11/8/08)	1	2-1-3	0-0	0-0	0-0	0	0	0
UTAH (11/15/08)	1	0-1-1	0-0	0-0	0-0	0	0	0
UNLV (11/22/08)	1	2-0-2	0-0	0-0	0-0	0	0	0
at UCLA (9/5/09)	1	2-0-2	0-0	0-0	0-0	1	0	0
vs. SUU (9/12/09)	1	1-0-1	0-0	0-0	0-0	0	0	0
at Idaho (9/19/09)	1	0-1-1	0-0	0-0	0-0	0	0	0
at AFA (9/26/09)	1	0-2-2	0-0	0-0	0-0	0	0	0
vs. NMSU (10/3/09)	1	0-2-2	0-0	0-0	0-0	0	0	0
vs. BYU (10/17/09)	1	2-2-4	1.0-3	0-0	0-0	0	0	0
at CSU (10/24/09)	1	2-0-2	0-0	0-0	0-0	0	0	0
vs. UNM (10/31/09)	1	6-1-7	2.0-9	0-0	0-0	0	0	0
vs. TCU (11/7/09)	1	3-1-4	0-0	0-0	0-0	0	0	0
vs. WYO (11/14/09)	1	4-1-5	0-0	0-0	0-0	0	0	0
at UTAH (11/21/09)	1	4-6-10	0-0	0-0	0-0	0	0	0
at UNLV (11/28/09)	1	1-0-1	0-0	0-0	0-0	0	0	0
NICHOLLS (9/4/10)*	1	5-0-5	1.0-4	1.0-4	0-0	0	0	0
at NMSU (9/11/10)*	1	0-1-1	0-0	0-0	0-0	1	0	0
at Missouri (9/18/10)*	1	2-2-4	1.0-1	0-0	0-0	0	0	0
UTAH ST. (9/25/10)*	1	3-3-6	0-0	0-0	0-0	0	0	0
at BYU (10/9/10)*	1	7-2-9	0-0	0-0	0-0	0	0	0
AIRFORCE (10/16/10)*	1	5-1-6	1.0-2	0-0	0-0	0	0	0
at UNM (10/23/10)*	1	0-3-3	0-0	0-0	0-0	0	0	0
at WYO (10/30/10)*	1	2-3-5	0.5-0	0-0	0-0	0	0	0

CSU (11/6/10)*	1	2-0-2	1.0-7	1.0-7	0-0	0	0	0
at TCU (11/13/10)								DNP - INJ.
UTAH (11/20/10)								DNP - INJ.
UNLV (11/27/10)								DNP - INJ.

\* = Game started



► **#40 CHAD YOUNG**

**FB, 6-2, 230, Fr.-RS,  
La Verne, Calif. (Glendora HS)**

Walk-on, who joined the team during 2009 fall camp ... Has worked hard to earn playing time and is listed second on the depth chart at fullback.

**2010:** Has played primarily on special teams, logging minutes in 11 outings ... Made his Aztec debut vs. Nicholls ... Did not play at Wyoming ... First career carry for one yard

in the regular-season finale vs. UNLV,

**2009:** Redshirted as a true freshman.

**High School:** Lettered three times and served as a team captain twice at Glendora High School in Glendora, Calif. ... Played both linebacker and fullback for the Tartans ... Tabbed Sierra League defensive co-MVP as a senior at linebacker ... Also was first-team all-conference as a fullback ... First team all-CIF and all-area in 2007 and 2008 ... Team won its league title his final two seasons.

**Personal:** Born July 29, 1991, in Pasadena, Calif. ... Son of Daryl and Maureen Young ... Wants to major in business.

■ **YOUNG'S CAREER STATISTICS**

Career Statistics	Rushing					Receiving			
	G	Att.	Yds.	TD	Avg.	No.	Yds.	TD	Avg.
2010	11	1	1	0	1.0	0	0	0	0.0

**Career Highs:** Carries: 1 vs. UNLV (11/27/10); Rushing Yards: 1 vs. UNLV (11/27/10).

**SDSU DEPTH CHART vs. Navy****OFFENSE****LEFT TACKLE (LT)**

- 60 Tommie Draheim, 6-4, 300, Jr.\*  
 74 Mike Matamua, 6-4, 300, Jr.\*  
 66 Riley Gauld, 6-5, 300, Jr.-TR

**LEFT GUARD (LG)**

- 71 Alec Johnson, 6-3, 295, So.-SQ  
 65 Japheth Gordon, 6-3, 285, Fr.-RS  
 75 Leo Grassilli, 6-3, 290, Jr.-SQ

**CENTER (C)**

- 50 Trask Iosefa, 6-0, 300, Sr.\*\*\*  
 71 Alec Johnson, 6-3, 295, So.-SQ  
 51 Jimmy Miller, 6-3, 290, So.-SQ

**RIGHT GUARD (RG)**

- 68 Nik Embernate, 6-4, 305, So.\*  
 53 Emillio Rivera, 6-4, 305, Jr.\*\*  
 51 Jimmy Miller, 6-3, 290, So.-SQ  
 70 Juan Roman, 6-3, 280, Fr.-RS

**RIGHT TACKLE (RT)**

- 79 Kurtis Gunther, 6-8, 290, Jr.\*  
 73 Kellen Farr, 6-7, 300, Jr.\*

**WIDE RECEIVER (X)**

- 80 Vincent Brown, 6-0, 195, Sr.\*\*\*  
 81 Marcus Russell, 5-11, 190, Jr.-TR  
 83 Osmond Nicholas, 6-3, 210, Fr.-RS  
 86 Ezell Ruffin, 6-1, 190, Fr.-HS

**TIGHT END (Y)**

- 88 Gavin Escobar, 6-6, 245, Fr.-RS  
 85 D.J. Shields, 6-4, 240, So.\*  
 87 Bryce Quigley, 6-5, 240, Fr.-HS

**WIDE RECEIVER (Z)**

- 1 DeMarco Sampson, 6-2, 205, Sr.\*\*  
 18 Dominique Sandifer, 6-0, 190, So.\*  
 84 Dylan Denso, 6-2, 205, Fr.-RS  
 17 Doug Deakin, 6-0, 185, Sr.\*

**RUNNING BACK (RB)**

- 13 Ronnie Hillman, 5-10, 185, Fr.-HS  
 34 Walter Kazee, 5-9, 180, So.\*  
 30 Davon Brown, 5-9, 190, Sr.\*\*\*

**FULLBACK (FB)**

- 23 Brandon Sullivan, 5-11, 215, Sr.\*\*\*  
 40 Chad Young, 5-11, 240, Fr.-RS

**QUARTERBACK (QB)**

- 14 Ryan Lindley, 6-4, 220, Jr.\*\*  
 12 Jake Bernards, 6-5, 210, Fr.-RS  
 16 Ryne Clark, 6-2, 205, Fr.-RS

**DEFENSE****DEFENSIVE END (DE)**

- 99 Ernie Lawson, 6-3, 275, Sr.\*\*\*  
 49 J.J. Autele, 6-1, 250, Jr.\*  
 59 Jordan Thomas, 6-1, 240, Fr.-HS

**DEFENSIVE TACKLE (DT)**

- 94 Jerome Long, 6-5, 280, Jr.\*\*  
 55 Neil Spencer, 6-2, 280, Jr.\*  
 91 Frederick Trujillo, 6-1, 225, So.-SQ  
 97 Dontrell Onuahu, 6-2, 285, Fr.-HS

**DEFENSIVE END (DE)**

- 47 Jacob Tauanuu, 6-1, 260, Sr.\*  
 93 Larry Gibbs, 6-0, 245, Jr.-SQ

**LINEBACKER (LB)**

- 31 Logan Ketchum, 6-3, 220, Jr.\*  
 37 Vaness Harris, LB, 6-2, 245, Fr.-RS  
 33 Colin Shumate, 6-2, 220, So.-SQ  
 43 Ross Williams, 6-3, 210, So.-SQ

**MIDDLE LINEBACKER (MLB)**

- 44 Rob Andrews, 6-2, 220, So.\*  
 36 Nick Tenhaeff, 6-2, 210, Fr.-RS  
 46 Jacob Driver, 6-2, 205, Fr.-RS  
 50 Chris Gordert, 6-0, 230, So.-SQ

**LINEBACKER (LB)**

- 9 Miles Burris, 6-3, 235, Jr.\*\*  
 54 Demetrius Barksdale, 6-3, 210, Jr.\*  
 37 Vaness Harris, LB, 6-2, 245, Fr.-RS

**CORNERBACK (CB)**

- 2 Leon McFadden, 5-10, 180, So.\*  
 29 Larry Parker, 5-11, 170, Jr.\*  
 35 King Holder, 5-10, 170, Fr.-HS  
 7 Derek Mack, 5-7, 160, So.-SQ

**WARRIOR (WAR)**

- 3 Darryn Lewis, 5-9, 165, Sr.\*\*  
 20 Nat Berhe, 5-10, 185, Fr.-RS  
 6 Gabe Lemon, 5-10, 190, Fr.-RS

**AZTEC**

- 22 Andrew Preston, 6-1, 210, Sr.\*\*\*  
 41 Khalid Stevens, 5-11, 195, So.-SQ  
 39 Rene Siluano, 5-10, 190, Fr.-HS

**WARRIOR (WAR)**

- 11 Brandon Davis, 6-2, 190, Jr.\*\*  
 26 Marcus Andrews, 6-0, 190, Fr.-RS  
 24 Colin Lockett, 6-0, 185, Fr.-RS

**CORNERBACK (CB)**

- 15 Jose Perez, 6-1, 180, Sr.-2L  
 12 Josh Wade, 6-0, 180, So.\*  
 24 Colin Lockett, 6-0, 185, Fr.-RS

**SPECIALISTS****PUNTER**

- 14 Brian Stahovich, 6-0, 190, Jr.\*\*

**PLACEKICKER**

- 38 Abel Perez, 6-1, 225, Jr.-TR  
 29 Bryan Shields, 6-1, 195, Sr.-SQ

**KICKOFFS**

- 38 Abel Perez, 6-1, 225, Jr.-TR  
 29 Bryan Shields, 6-1, 195, Sr.-SQ

**HOLDER**

- 17 Doug Deakin, 6-0, 185, Sr.\*  
 14 Brian Stahovich, 6-0, 190, Jr.\*\*  
 10 Josh O'Brien, 6-4, 230, Sr.-SQ

**LONG SNAPPER**

- 58 Aaron Brewer, 6-5, 215, Jr.\*\*  
 55 Neil Spencer, 6-2, 280, Jr.\*  
 50 Trask Iosefa, 6-0, 300, Sr.\*\*\*

**KICKOFF RETURNS**

- 30 Davon Brown, 5-9, 190, Sr.\*\*\* **AND**  
 11 Brandon Davis, 6-2, 190, Jr.\*\*

**PUNT RETURNS**

- 29 Larry Parker, 5-11, 170, Jr.\*  
 2 Leon McFadden, 5-10, 180, So.\*

\* - Denotes number of letters earned through the 2009 season. Injured players are listed at the bottom of the depth chart. **Players in red are returning starters.** Underline players are newcomers or freshmen who redshirted last season.

**INJURED - OUT FOR EXTENDED TIME**

- 2 Preston King, 5-10, 170, So.\*  
 4 Romeo Horn, 6-0, 185, Jr.\*\*  
 5 Dey Juan Hemmings, 5-11, 210, Sr.\*\*\* (rt ankle)  
 7 Alston Umuolo, 6-4, 255, Sr.\*\*\* (hip)  
 34 J.J. Whitaker, 5-10, 175, Fr.-HS (rt. knee)  
 48 Eron Moses, 6-4, 250, Jr.-SQ  
 52 Marcus Yarbrough, 6-2, 230, Sr.\*\*\*  
 56 Jake Fely, 5-10, 205, Fr.-HS  
 72 Tom Rische, 6-4, 305, Sr.-SQ (lt. knee)  
 90 B.J. Williams, 6-3, 250, Sr.\*\*\*  
 95 Perry Jackson, 6-2, 245, Jr.-TR

**CAPTAINS**

- 17 Doug Deakin, 6-0, 185, Sr.\*  
 99 Ernie Lawson, 6-3, 275, Sr.\*\*\*  
 22 Andrew Preston, 6-1, 210, Sr.\*\*\*

# GAME 1

Sept. 4 • Qualcomm Stadium (25,290)

## vs. Nicholls

**SAN DIEGO** – The San Diego State football team put on a dominating performance on both sides of the ball, blanking first-time opponent Nicholls State, 47-0, for its first win in a season-opener in six years. The Aztecs outgained the Colonels, 531-171, posted their first shutout since 2003, and logged their largest margin of victory in 14 years in front of 25,290 fans at Qualcomm Stadium.

Despite the rout, SDSU took awhile to get started with both teams attempting to shake off the first-game jitters. The Aztecs' first two drives of the evening resulted in a missed 42-yard field goal and then a fumble on their own 19-yard line. Luckily, the visitors were unable to capitalize on that mistake, as the SDSU defense stepped up with consecutive sacks followed by another tackle for loss that made Nicholls attempt a 40-yard field goal, which it also missed.

The Aztecs used the run game to find the end zone for the first time in 2010, as the team utilized five consecutive draw plays, capped by a six-yard TD rush by senior Davon Brown, to get on the scoreboard for the first time, 7-0.

After Nicholls turned the ball over on downs at the SDSU 29-yard line, the home team wasted little time in doubling its lead as quarterback Ryan Lindley found DeMarco Sampson down the sideline for a quick 71-yard touchdown.

The Aztecs took advantage of good field position for its final tally of the first half, as Lindley completed passes of 14, 20 and finally 18 yards to Sampson for the 21-0 lead.

Little changed for either side coming out of the locker room. After its only punt of the game, San Diego State scored on each its final five possessions, posting a pair of field goals and three touchdowns by three different running backs to ring up 47 points, its highest offensive output since a 52-point outburst in 2007.

Nicholls had just one legitimate scoring chance in the second half, getting to first and goal from the Aztec five-yard line on its first drive of the third quarter. The SDSU defense, however, again turned the Colonels away, dropping them for a two-yard loss on first down, holding them to no gain on second down and forcing an incomplete pass on third down. The visitors attempted a short 24-yard field goal, but that too was turned back when Aztec linebacker Logan Ketchum blocked the kick.

Defensively, SDSU held an opponent to under 200 yards of total offense for first time since 2004, and to less than 100 yards in both categories for the first time since 1998. Overall, the defense had 12 tackles for loss, including three sacks, and did not let Nicholls past its own 43-yard line on its final five possessions of the game.

Offensively, the Aztecs sported a very balanced attack with 218 rushing yards and 313 passing yards. Lindley was 17-for-26 for 303 yards, no interceptions and the two touchdowns, which both went to Sampson, who had seven receptions for 179 yards. SDSU's Walter Kazee (74 yards), Ronnie Hillman (65 yards) and Davon Brown (65 yards) all rushed for over 65 yards apiece and all scored at least one TD.

	1	2	3	4	Total
Nicholls	0	0	0	0	- 0
San Diego State	0	20	10	17	- 47

- SD – D. Brown 6-yd run (A. Perez kick) – 9 plays, 77 yards, 4:30 (11:31, 2nd)
- SD – Sampson 71-yd pass from Lindley (kick failed) – 1 plays, 71 yards, 0:09 (5:46, 2nd)
- SD – Sampson 18-yd pass from Lindley (A. Perez kick) – 6 plays, 54 yards, 2:19 (1:48, 2nd)
- SD – D. Brown 21-yd run (A. Perez kick) – 6 plays, 68 yards, 2:16 (7:00, 3rd)
- SD – A. Perez 44-yd FG – 7 plays, 48 yards, 2:44 (2:13, 3rd)
- SD – A. Perez 27-yd FG – 10 plays, 48 yards, 4:38 (10:00, 4th)
- SD – Kazee 46-yd run (A. Perez kick) – 2 plays, 47 yards, 0:51 (8:05, 4th)
- SD – Hillman 6-yd run (B. Shields kick) – 5 plays, 21 yards, 2:37 (2:29, 4th)

### INDIVIDUAL STATS

**Rushing (Atts.-Yards-TDs):** NICH: Caston 17-49; Turner 10-45; Johnson 2-17; Moore 1-2; Warren 1-(-4); Madu 1-(-7); Klann 5-(-14). SDSU: Kazee 6-74-1; Hillman 15-65-1; D. Brown 11-65-2; Sullivan 2-14.

**Passing (Att.-Comp.-Int., Yards, TDs):** NICH: Caston 25-12-0, 83, 0; Klann 1-0-0, 0, 0; SDSU: Lindley 26-17-0, 303, 2; Bernardis 1-1-0, 10, 0.

**Receiving (No.-Yards-TDs):** NICH: Turner 3-28; Blair 3-20; Warren 2-13; Johnson 2-(-3); Allen 1-16; Nichols 1-9. SDSU: Sampson 7-179-2; V. Brown 5-39; Sandifer 2-40; Escobar 1-27; D. Brown 1-14; O'Brien 1-10; Umuolo 1-4.

TEAM STATS	NICH	SDSU
First Downs	12	23
Rushes-Yards	37-88	34-218
Passing Yards	83	313
C-A-I	12-26-0	18-27-0
Total Offense	171	531
Fumbles-Lost	3-1	1-1
Penalties-Yards	8-62	5-54
Possession Time	32:55	27:05
Turnovers	1	1
Average Field Pos.	NICH 29	SDSU 33

# GAME 2

Sept. 11 • Aggie Memorial Stadium (16,891)

## at New Mexico State

**LAS CRUCES, N.M.** – Behind freshman Ronnie Hillman's four, second-half touchdowns, the San Diego State football team started a season 2-0 for the first time in 16 years by defeating New Mexico State for the second consecutive campaign, 41-21, at Aggie Memorial Stadium.

The Aztecs once again used a balanced offensive attack, compiling 244 yards on the ground and 315 yards through the air to exceed the 500-yard mark in total offense in back-to-back outings for the first time since 2005. The SDSU defense, meanwhile, surrendered only 328 yards with 149 of those yards coming on five plays.

The Aggies, playing in their first contest of 2010, looked to gain momentum early, taking the opening kick off and putting together a 11-play, 61-yard drive, bolstered by a 27-yard reception and an Aztec pass interference penalty on third and 20. NMSU kicker Tyler Stampler, however, missed wide right on a 37-yard field-goal leaving the game still scoreless.

Taking over, San Diego State attempted five passes on its first six offensive plays, completing three of them to set up a 4th-and-1 at its own 40-yard line. The Aztecs gambled and went for it, but Davon Brown was stuffed at the line of scrimmage and NMSU took over on downs. Utilizing the short field, the Aggies scored just over two minutes later on an 18-yard rush by Kenny Turner to take a 7-0 lead.

After a three and out on its next drive, SDSU got on the board at the end of the first quarter, settling for a 25-yard Abel Perez field goal, despite having first and goal at the Aggie 10-yard line.

This proved to be a common theme for the Aztec offense in the second quarter, as it was unable to get into the end zone on each of its next two possessions, despite getting deep into NMSU territory. Place-kicker Perez made a 32-yard field goal, but missed on his next attempt from 37 yards out, meaning SDSU still trailed 7-6.

The Aztecs finally took the lead with 1:26 left until the half, as quarterback Ryan Lindley found Gavin Escobar for a 14-yard TD reception and the 13-7 advantage.

The second half turned into the Hillman show, as he started off the third quarter with a sensational 44-yard touchdown run and scored three more times, logging 15 carries for 120 yards in the final 30 minutes for the first 100-yard effort of his career.

NMSU, whose offense was limited to -3 yards in the second quarter, utilized quick strikes to keep the game close, scoring touchdowns on a one-play drive and later a three-play possession to only trail 27-21 with 11:45 left in the game.

SDSU would immediately answer, as a 57-yard screen pass from Lindley to Brandon Sullivan on a third and nine led to Hillman's third TD of the night. The freshman capped scoring following an NMSU turnover, rushing three consecutive times to put the final score at 41-21.

	1	2	3	4	Total
San Diego State	3	10	14	14	- 41
New Mexico State	7	0	7	7	- 21

- NMSU – Turner 18-yd run (Stampler kick) – 4 plays, 40 yards, 2:12 (5:49, 1st)
- SD – A. Perez 25-yd FG – 5 plays, 57 yards, 1:09 (1:13, 1st)
- SD – A. Perez 32-yd FG – 9 plays, 30 yards, 3:43 (10:28, 2nd)
- SD – Escobar 14-yd pass from Lindley (A. Perez kick) – 9 plays, 59 yards, 4:29 (1:26, 2nd)
- SD – Hillman 44-yd run (A. Perez kick) – 4 plays, 59 yards, 1:27 (13:25, 3rd)
- NMSU – Allen 58-yd pass from Christian (Stampler kick) – 1 plays, 58 yards, 0:11 (6:55, 3rd)
- SD – Hillman 4-yd run (A. Perez kick) – 5 plays, 74 yards, 2:05 (6:55, 3rd)
- NMSU – Lee 16-yd pass from Christian (Stampler kick) – 3 plays, 60 yards, 0:53 (11:45, 4th)
- SD – Hillman 2-yd run (A. Perez kick) – 6 plays, 81 yards, 2:47 (8:52, 4th)
- SD – Hillman 1-yd run (A. Perez kick) – 3 plays, 13 yards, 1:22 (4:28, 4th)

### INDIVIDUAL STATS

**Rushing (Atts.-Yards-TDs):** SDSU: Hillman 22-150-4; Kazee 10-52; D. Brown 4-50; Sullivan 1-1; Sampson 1-(-3).

NMSU: Turner 10-43-1; Christian 9-35; Lee 1-22; Allen 1-3; Smith 5-2.

**Passing (Att.-Comp.-Int., Yards, TDs):** SDSU: Lindley 42-20-0, 319, 1; D. Brown 0-1-0, 0, 0; NMSU: Christian 34-17-0, 223, 2.

**Receiving (No.-Yards-TDs):** SDSU: V. Brown 5-99; Sampson 4-73; Sullivan 3-69; Escobar 2-33-1; Umuolo 2-15; Sandifer 2-9; Denso 1-11; Kazee 1-10. NMSU: Nelson 5-28; Allen 4-114-1; Lee 4-40-1; Preston 2-27; Smith 1-7; Frazier 1-7.

TEAM STATS	SDSU	NMSU
First Downs	24	17
Rushes-Yards	40-244	26-105
Passing Yards	319	223
C-A-I	20-43-0	17-34-0
Total Offense	563	328
Fumbles-Lost	0-0	2-1
Penalties-Yards	10-106	9-86
Possession Time	33:13	26:47
Turnovers	0	1
Average Field Pos.	SDSU 32	NMSU 27



# GAME 3

Sept. 18 • Faurot Field (56,050)

## at rv/No. 25 Missouri

COLUMBIA, Mo. – Heartbreak once again found the San Diego State football team, as host and 25th-ranked Missouri overcame a four-point deficit on a 68-yard touchdown pass with just 51 seconds left in the game to allow the Tigers to escape with a 27-24 victory in front of over 56,000 at Faurot Field in Columbia.

The Aztecs trailed for most of the game, but took their first lead with 10, fourth-quarter points on a miraculous 93-yard touchdown run by Ronnie Hillman and a 25-yard field goal from Abel Perez to go ahead 24-20 with just over two minutes left.

The SDSU defense, which forced three Missouri turnovers in the fourth quarter, wasn't able to stop Tiger wideout T.J. Moe, who caught a pass along the far sideline, evaded tacklers and rambled 68 yards for the game-winner.

The Tigers' scoring drive took just 31 seconds, leaving the Aztecs with 51 ticks to drive the length of the field. A 27-yard pass play was negated by a penalty and SDSU was able to move only 13 yards before time expired.

San Diego State had its chances in the fourth quarter to put more points on the board or at least run down more time on the game clock. Trailing 20-14, the Aztec defense recovered a fumble at the Tigers' seven-yard line, but after getting four yards on first down, SDSU quarterback Ryan Lindley overthrew tight end Gavin Escobar and Missouri's Kevin Rutland intercepted the pass in the end zone.

Leading 21-20 with under five minutes left, the Aztecs had first down at the Missouri 14-yard line, but two rushes for six yards and an incomplete pass on third down forced them to settle for a field goal.

SDSU got the ball right back two offensive plays later as cornerback Leon McFadden intercepted Blaine Gabbert's pass at the Missouri 37. With just 1:47 remaining, the Aztecs were unable to get a first down, advancing only two yards and running off only 25 seconds before being forced to punt and leaving the Tigers with 1:22 to notch the game-winning play.

Each team started the game off well offensively, as both scored a touchdown on its opening drives. Missouri broke the tie with a 34-yard field goal at the end of the first quarter and jumped ahead by 10 points with a 11-yard TD run with only a minute left until halftime. The Aztecs reclaimed the momentum heading into the locker room, however, when Hillman broke loose for a 75-yard touchdown with just nine seconds left in the half to put SDSU down only 17-14.

Missouri kicked another field goal in the third quarter, setting up the fateful final 15 minutes, which began with the Aztecs trailing 20-14.

Despite the loss, Hillman continued to dazzle, carrying 23 times for 228 yards and the touchdown runs of 75 and 93 yards, the latter of which was the second-longest rush in school history.

SDSU ran for over 200 yards for the third straight game and the two sides tied with exactly 440 yards of total offense apiece.

	1	2	3	4	Total
San Diego State	7	7	0	10	- 24
No. 25 Missouri	10	7	3	7	- 27

**MU** – Moore 17-yd run (Ressel kick) – 9 plays, 80 yards, 3:16 (11:44, 1st)

**SD** – Kazee 11-yd run (A. Perez kick) – 10 plays, 80 yards, 4:10 (7:34, 1st)

**MU** – Ressel 34-yd FG – 7 plays, 20 yards, 2:08 (0:26, 1st)

**MU** – Gabbert 11-yd run (Ressel kick) – 8 plays, 78 yards, 2:01 (1:00, 2nd)

**SD** – Hillman 75-yd run (A. Perez kick) – 3 plays, 79 yards, 0:35 (0:19, 2nd)

**MU** – Ressel 38-yd FG – 12 plays, 75 yards, 4:56 (6:52, 3rd)

**SD** – Hillman 93-yd run (A. Perez kick) – 2 plays, 94 yards, 0:56 (10:55, 4th)

**SD** – A. Perez 25-yd FG – 6 plays, 37 yards, 2:51 (2:03, 4th)

**MU** – Moe 68-yd pass from Gabbert (Ressel kick) – 2 plays, 88 yards, 0:31 (0:51, 4th)

### INDIVIDUAL STATS

**Rushing (Atts.-Yards-TDs):** SDSU: Hillman 23-228-2; Kazee 7-26-1; Sullivan 1-2; D. Brown 1-0; Lindley 1-(-6). MU: Josey 10-36; Moore 6-34-1; Lawrence 3-29; Team 1-(-1); Gabbert 7-(-9)-1

**Passing (Att.-Comp.-Int., Yards, TDs):** SDSU: Lindley 44-20-1, 190, 0; MU: Gabbert 28-51-2, 351, 1.

**Receiving (No.-Yards-TDs):** SDSU: Sampson 6-81; V. Brown 5-17; Sullivan 2-41; Sandifer 2-9; Escobar 2-5; Kazee 1-28; D. Brown 1-7; Hillman 1-2. MU: Egnew 13-145; Moe 7-119-1; Jackson 4-47; Gerau 1-28; Josey 1-8; Woodland 1-5; McGaffie 1-(-1).

TEAM STATS	SDSU	MU
First Downs	17	25
Rushes-Yards	33-250	27-89
Passing Yards	190	351
C-A-I	20-44-1	28-51-2
Total Offense	440	440
Fumbles-Lost	0-0	4-1
Penalties-Yards	10-56	2-30
Possession Time	31:58	28:02
Turnovers	1	3
Average Field Pos.	SDSU 27	MU 26

# GAME 4

Sept. 25 • Qualcomm Stadium (45,682)

## vs. Utah State

SAN DIEGO – San Diego State scored touchdowns on each of its first four possessions of the game, running out to a 28-0 lead and never looking back, as the Aztecs finished their 2010 non-conference campaign with a 41-7 drubbing of Utah State at Qualcomm Stadium. Over 45,000 fans turned out to see the team improve to 3-1 on the season, matching the program's best start in 29 years.

SDSU continued to sport a well-balanced attack with 142 yards on the ground and 362 yards through the air for its third game this season with over 500 yards of total offense. The Aztec defense, meanwhile, put a near lid on anything the Utah State offense could muster, limiting the Aggies to only 245 yards and a single touchdown, which was set up by a turnover on special teams.

After Utah State punted on the initial drive of the game, the Aztecs took over and took six plays, highlighted by a 21-yard reception by Brandon Sullivan on third-and-4, to get to the Aggie 17-yard line. SDSU then gave the ball to freshman Ronnie Hillman on four consecutive running plays, plunging in from a yard out for the 7-0 lead.

The Aztecs doubled that advantage just over two and a half minutes later when quarterback Ryan Lindley connected with tight end Gavin Escobar on a 45-yard reception that set up another rushing score, this time by sophomore Walter Kazee.

San Diego State used a little trickery on its third touchdown of the first quarter as Lindley faked a handoff on fourth-and-1, kept the ball behind his back and then found freshman tight end Bryce Quigley wide open for a 28-yard touchdown, the first of his collegiate career.

With the Aztecs already leading 28-0, Utah State's lone scoring threat in the first half stalled at the SDSU 29, as quarterback Diondre Borel's pass fell incomplete on a fourth-and-6.

The Aggies finally got on the scoreboard at the 9:43 mark of the third quarter, taking advantage of a San Diego State fumble on a punt return at its own 17-yard line, to reach the end zone on a 7-yard rush by Derrvin Speight and make the score 28-7.

It didn't take long for the Aztecs to answer, as Lindley connected with Vincent Brown for the wideout's second long touchdown catch of the day - this one for 82 yards - less than a minute later. SDSU would tally six more points on two Abel Perez field goals to capture the 41-7 victory.

Lindley finished with a season-high 362 yards passing, completing over 70 percent of his throws, to go with his three TDs. Vincent Brown had five receptions for 177 yards and two scores, while Hillman had 23 carries for 89 yards and one touchdown. Defensively, cornerback Leon McFadden tallied a team-best seven stops and a career-high three tackles for a loss of 20 yards.

	1	2	3	4	Total
Utah State	0	0	7	0	- 7
San Diego State	21	7	10	3	- 41

**SD** – Hillman 1-yd run (A. Perez kick) – 10 plays, 58 yards, 4:58 (7:57, 1st)

**SD** – Kazee 5-yd run (A. Perez kick) – 4 plays, 59 yards, 1:21 (5:14, 1st)

**SD** – Quigley 28-yd pass from Lindley (A. Perez kick) – 7 plays, 70 yards, 2:38 (0:08, 1st)

**SD** – V. Brown 65-yd pass from Lindley (A. Perez kick) – 6 plays, 97 yards, 2:58 (8:43, 2nd)

**USU** – Speight 7-yd run (Loveless kick) – 5 plays, 17 yards, 1:08 (9:43, 3rd)

**SD** – V. Brown 82-yd pass from Lindley (A. Perez kick) – 2 plays, 80 yards, 1:01 (8:42, 3rd)

**SD** – A. Perez 20-yd FG – 10 plays, 45 yards, 4:42 (1:57, 3rd)

**SD** – A. Perez 37-yd FG – 8 plays, 26 yards, 4:54 (1:53, 4th)

### INDIVIDUAL STATS

**Rushing (Atts.-Yards-TDs):** USU: Speight 11-51-1; DeMartino 6-35; Williams 4-14; Marshall 1-10; Borel 18-5. SDSU: Hillman 23-89-1; Kazee 9-27-1; Deakin 1-13; Sampson 2-12; Sullivan 1-3; Lindley 2-3.

**Passing (Att.-Comp.-Int., Yards, TDs):** USU: Borel 31-14-1, 130, 0; SDSU: Lindley 24-17-1, 362, 3.

**Receiving (No.-Yards-TDs):** USU: Watkins 5-51; Moats 4-31; Bartlett 2-21; Morgan 1-23; Van Leeuwen 1-6; Reynolds 1-(-2). SDSU: V. Brown 5-117-2; Sullivan 3-37; Escobar 2-57; Sampson 2-40; Quigley 2-33-1; Denso 1-8; Sandifer 1-6; Hillman 1-4.

TEAM STATS	USU	SDSU
First Downs	14	18
Rushes-Yards	40-115	38-142
Passing Yards	130	362
C-A-I	14-31-1	17-24-1
Total Offense	245	504
Fumbles-Lost	0-0	2-1
Penalties-Yards	8-80	7-70
Possession Time	28:43	31:17
Turnovers	1	2
Average Field Pos.	USU 31	SDSU 28

# GAME 5 *Oct. 9 • LaVell Edwards Stadium (62,176)*

## at Brigham Young

**PROVO, Utah** –The San Diego State football team spotted host Brigham Young a 14-point first-quarter lead and was never able to catch up, as the Cougars held on for the 24-21 victory in front of 62,176 fans at LaVell Edwards Stadium in Provo, Utah. The loss was the Aztecs' second of the 2010 campaign by only a three-point margin and denied them the chance to start a season with a 4-1 record for the first time since 1996.

BYU dominated the time of possession battle, holding the ball for 45 minutes, running 37 more plays and owning a 413-273 advantage in total offense, including 271 yards on the ground.

After SDSU was forced to punt on its first possession, the Cougars took 14 plays to get to the visitor's 32-yard line. The Aztec defense stopped them on a third-down play and were looking to get the ball back, but BYU faked a punt and Matt Marshall found Mike Muehlmann for a 16-yard gain and a first down. Five consecutive rushes later, the home team went up 7-0 on a three-yard run by J.J. Di Luigi to finish up a drive that covered 78 yards and spanned 8:34.

San Diego State's next offensive possession was very short lived, as quarterback Ryan Lindley's pass on first down was intercepted and returned to the Aztec 24-yard line. The Cougars promptly turned that into seven more points and a 14-0 lead on a two-yard touchdown rush by Bryan Kariya.

The SDSU offense which gained only eight yards in the first quarter, finally woke up with five minutes left in the second quarter as Lindley found wideout Vincent Brown for a 36-yard touchdown, making the score 14-7.

Both sides had chances to put more points on the board before half. Aztec defensive back Leon McFadden intercepted a pass in the end zone and linebacker Miles Burris forced a fumble to end two Cougar scoring threats, while BYU utilized a key last-second timeout to ice SDSU place-kicker Abel Perez on a 43-yard field goal try as time expired heading into the locker room.

Brigham Young increased its lead to 10 points on a 29-yard field goal in the third quarter, but the Aztecs immediately responded on their next drive by converting a fourth down and goal with a one-yard touchdown reception by tight end Gavin Escobar.

Each school logged a touchdown in the fourth quarter, with BYU notching one first on a 1-yard run by Kariya to move the score out to 24-14 with 13:43 remaining. SDSU answered with a six-play, 59-yard drive culminating in a four-yard TD catch by fullback Brandon Sullivan.

The Aztec offense got the ball back with 3:26 left in the game, but the possession stalled at the 20-yard line with three consecutive incompletions. SDSU then elected to punt, hoping for a defensive stop which it never ended up getting, as the Cougars converted a pair of third downs, including one via penalty, to run out the clock and secure the 24-21 victory.

	1	2	3	4	Total
San Diego State	0	7	7	7	- 21
BYU	14	0	3	7	- 24

**BYU** –Di Luigi 3-yd run (Payne kick) – 19 plays, 78 yards, 8:28 (4:57, 1st)  
**BYU** – Kariya 2-yd run (Payne kick) – 5 plays, 24 yards, 2:40 (2:02, 1st)  
**SD** – V. Brown 36-yd pass from Lindley (A.Perez kick) – 2 plays, 52 yards, 0:31 (5:00, 2nd)  
**BYU**– Payne 29-yd FG – 8 plays, 38 yards, 4:13 (6:21, 3rd)  
**SD** – Escobar 1-yd pass from Lindley (A. Perez kick) – 8 plays, 83 yards, 2:29 (3:43, 3rd)  
**BYU** – Kariya 1-yd run (Payne kick) – 9 plays, 67 yards, 4:51 (13:43, 4th)  
**SD** – Sullivan 4-yd pass from Lindley (A.Perez kick) – 6 plays, 59 yards, 2:31 (6:27, 4th)

**INDIVIDUAL STATS**

**Rushing (Atts.-Yards-TDs):** SDSU: Hillman 11-62; Lindley 1(-)-9). BYU: Di Luigi 22-134-1; Kariya 22-85-2; Quezada 11-50; Heaps 6-4-0; Team 1(-)-2-0.

**Passing (Att.-Comp.-Int., Yards, TDs):** SDSU: Lindley 34-20-1, 220, 3; BYU: Heaps 22-15-1, 126, 0; Marshall 1-1-0, 16, 0.

**Receiving (No.-Yards-TDs):** SDSU: V. Brown 6-101-1; Sampson 4-47; Sandifer 3-25; Sullivan 3-6-1; Quigley 1-19; Denso 1-12; D. Brown 1-9; Escobar 1-1-1. BYU: Jacobson 4-29; Mathews 3-43; Di Luigi 3-23; Kariya 2-13; Muehlmann 1-16; Hague 1-10; Mahina 1-5; Hoffman 1-3.

TEAM STATS	SDSU	BYU
First Downs	12	24
Rushes-Yards	12-53	62-271
Passing Yards	220	142
C-A-I	20-36-1	16-23-1
Total Offense	273	413
Fumbles-Lost	1-0	1-1
Penalties-Yards	4-37	5-25
Possession Time	14:59	45:01
Turnovers	1	2
Average Field Pos.	SDSU 26	BYU 34

# GAME 6 *Oct. 16 • Qualcomm Stadium (28,178)*

## vs. No. 23/23 Air Force

**SAN DIEGO** – The San Diego State football team held on despite a furious final few minutes, knocking off its first ranked opponent in 14 years with a 27-25 victory over 23rd-ranked Air Force at Qualcomm Stadium. The Aztecs never trailed in the game, improving to 4-2 overall, including 3-0 at home, for the program's best start since the 1996 squad posted an identical record.

Following a scoreless first quarter that saw both teams throw an interception, SDSU got on the board first when freshman running back Ronnie Hillman utilized good blocking up front to scamper 65 yards for a touchdown and the 7-0 lead.

The Falcons got to within a single point with a pair of Erik Soderberg field goals, the latter of which came with only 44 seconds left until the half.

The Aztecs could have run out the clock after the ensuing kickoff, but put together three-straight 20-plus yard gains with the final one coming on a shovel pass from Ryan Lindley to fullback Brandon Sullivan, which got them all the way down to the Air Force 1-yard line. A false start penalty and an incompletion followed, as SDSU settled for a 23-yard field goal to head into the locker room up 10-6.

After punting on its first possession of the third quarter, the Aztecs converted three consecutive third-down plays on their next drive with a 32-yard reception by Vincent Brown, a 36-yard catch by DeMarco Sampson and a nifty one-handed grab in the end zone by Gavin Escobar for the 17-6 advantage.

The 11-point lead was short-lived, however, as the Falcons answered back with their first offensive touchdown against SDSU since 2008, scoring on a 20-yard run by Asher Clark to put the visitors back to within five after a failed two-point conversion.

The fourth quarter proved to be an interesting one, as the Aztecs went up by eight points on a 27-yard field goal and were looking to move it to a two possession game, but place-kicker Abel Perez missed a 19-yard attempt, breathing life into the Air Force attack.

The Falcons took advantage with a 16-play, 80-yard drive that resulted in a touchdown. Now trailing 20-18 with only two minutes left, Air Force tried its second two-point conversion of the night and looked to be successful in tying the game, but the play on the field ended up being overturned by instant replay to preserve the 20-18 SDSU lead.

Hoping to just get a first down and run out the clock, the Aztecs instead scored just eight seconds later on a 44-yard touchdown run by Hillman. The Falcons would convert a successful two-minute drill with another seven points, but SDSU recovered the ensuing on-side kick to preserve the 27-25 victory for the over 28,000 fans in attendance for the annual Homecoming game.

	1	2	3	4	Total
Air Force	0	6	6	13	- 25
San Diego State	0	10	7	10	- 27

**SD** – Hillman 65-yd run (A. Perez kick) – 3 plays, 77 yards, 1:08 (8:39, 2nd)  
**AFA** – Soderberg 25-yd FG – 11 plays, 62 yards, 4:47 (3:52, 2nd)  
**AFA** – Soderberg 30-yd FG – 9 plays, 54 yards, 2:09 (0:44, 2nd)  
**SD** – A. Perez 23-yd FG – 7 plays, 69 yards, 0:44 (0:00, 2nd)  
**SD** – Escobar 8-yd pass from Lindley (A. Perez kick) – 9 plays, 66 yards, 4:03 (7:49, 3rd)  
**AFA** – Clark 20-yd run (Clark rush failed) – 10 plays, 73 yards, 4:25 (3:24, 3rd)  
**SD** – A. Perez 27-yd FG – 12 plays, 60 yards, 5:36 (12:48, 4th)  
**AFA** – Walker 4-yd run (Jefferson pass failed) – 16 plays, 80 yards, 6:51 (2:08, 4th)  
**SD** – Hillman 44-yd run (A. Perez kick) – 1 plays, 44 yards, 0:08 (2:00, 4th)  
**AFA** – Demerath 7-yd pass from Jefferson (Soderberg kick) – 11 plays, 65 yards, 1:42 (0:18, 4th)

**INDIVIDUAL STATS**

**Rushing (Atts.-Yards-TDs):** AFA: Clark 19-116-1; Jefferson 15-88; Walker 9-29-1; Halderman 3-24; Getz 5-22; Warzeka 6-17; Tew 5-16. SDSU: Hillman 24-191-2; Lindley 5-18; Team 2(-)-4).

**Passing (Att.-Comp.-Int., Yards, TDs):** AFA: Jefferson 30-13-1, 175, 1; SDSU: San Diego State 26-14-1, 247, 1; Team 1-0-0, 0, 0.

**Receiving (No.-Yards-TDs):** AFA: Warzeka 5-55; Demerath 4-52-1; Halderman 2-41; Hirneise 1-18; Freeman 1-9. SDSU: Sampson 4-106; Sullivan 4-43; V. Brown 3-60; Sandifer 1-22; Hillman 1-8; Escobar 1-8-1.

TEAM STATS	AFA	SDSU
First Downs	29	16
Rushes-Yards	62-312	31-205
Passing Yards	175	247
C-A-I	13-30-1	14-27-1
Total Offense	487	452
Fumbles-Lost	0-0	0-0
Penalties-Yards	5-30	5-50
Possession Time	35:18	24:42
Turnovers	1	1
Average Field Pos.	AFA 25	SDSU 35

# GAME 7

Oct. 23 • University Stadium (16,488)

## at New Mexico

**ALBUQUERQUE, N.M.** – San Diego State got two touchdowns from DeMarco Sampson and three field goals from Abel Perez to help keep New Mexico winless on the year, as the Aztecs moved to 5-2 overall and 2-1 in league play with a 30-20 victory at University Stadium.

The win was SDSU's first in Albuquerque since the 2000 campaign, and marked the first time the Aztecs have claimed consecutive victories over the Lobos in Mountain West Conference history.

The visitors spotted New Mexico an early lead when junior Larry Parker fumbled a punt return and the Lobos recovered at the SDSU 30-yard line just a minute and 10 seconds into the game. UNM only advanced one yard, but place-kicker James Aho put a 46-yard field goal through the uprights for a 3-0 lead.

The Aztec offense finally got the ball for the first time in the game at the 12:52 mark and utilized six consecutive draw plays by running back Ronnie Hillman, including one on fourth down, to get into Lobo territory. SDSU quarterback Ryan Lindley then completed three straight passes to set up Hillman's 11-yard touchdown run for the 7-3 advantage.

The two sides swapped second-quarter field goals and it looked to be a 10-6 game heading into the locker room, but an 11-yard New Mexico punt gave the Aztecs the ball back on the Lobo 40-yard line with five seconds remaining in the first half. SDSU utilized its one final play, as Lindley threw a jump ball into the end zone, which senior wideout DeMarco Sampson managed to pull down for a touchdown as time expired.

The Aztecs used that momentum to add three more points to their total on another field goal to start the third quarter, but the Lobos made it a one possession game at 20-13 on a 25-yard TD pass from quarterback B.R. Holbrook to Lucas Reed.

SDSU quickly moved its lead back up to 14 points just two and a half minutes later when Lindley and Sampson connected for the second time on a 32-yard pass play to move the score out to 27-13.

The Aztecs got the ball right back on an interception by Josh Wade, but failed to turn it into any points as the two sides combined for seven consecutive punts from the end of third quarter through most of the fourth quarter.

SDSU's Abel Perez tallied his third field goal of the night following a Lobo fumble and UNM notched a last second touchdown to round out scoring in the 30-20 Aztec victory.

	1	2	3	4	Total
San Diego State	7	10	10	3	- 30
New Mexico	3	3	7	7	- 20

- UNM – Aho 46-yd FG – 4 plays, 1 yard, 0:46 (13:04, 1st)
- SDSU – Hillman 11-yd run (A.Perez kick) – 10 plays, 64 yards, 4:29 (8:23, 1st)
- SDSU – A. Perez 36-yd FG – 9 plays, 42 yards, 3:16 (14:52, 2nd)
- UNM – Aho 25-yd FG – 10 plays, 72 yards, 4:02 (10:50, 2nd)
- SDSU – Sampson 40-yd pass from Lindley (A.Perez kick) – 1 plays, 40 yards, 0:05 (0:00, 2nd)
- SDSU – A. Perez 30-yd FG – 9 plays, 48 yards, 3:22 (11:32, 3rd)
- UNM – Reed 25-yd pass from Holbrook (Aho kick) – 9 plays, 80 yards, 3:23 (8:09, 3rd)
- SDSU – Sampson 32-yd pass from Lindley (A.Perez kick) – 6 plays, 63 yards, 2:26 (5:35, 3rd)
- SDSU – A. Perez 31-yd FG – 9 plays, 24 yards, 4:00 (2:54, 4th)
- UNM – Reed 18-yd pass from Gruner (Aho kick) – 10 plays, 81 yards, 2:33 (0:14, 4th)

### INDIVIDUAL STATS

**Rushing (Atts.-Yards-TDs):** SDSU: Sullivan 18-69; Hillman 18-64; Lindley 1-3; D. Brown 3-5; Team 1-(-1). UNM: Wright 11-60; Godfrey 4-17; Holbrook 4-11; Carrier 6-11; Dennis 4-9; Gruner 1-7; Fussell 1-(-6).

**Passing (Att.-Comp.-Int., Yards, TDs):** SDSU: Lindley 37-18-1, 249, 2; UNM: Holbrook 27-11-1, 124, 1; Gruner 9-4-0, 69, 1.

**Receiving (No.-Yards-TDs):** SDSU: Sampson 7-127-2; V. Brown 7-85; Escobar 2-11; Quigley 1-13; Sandifer 1-13. UNM: Reed 5-95-2; Hernandez 4-49; Williams 2-33; Dennis 2-(-11); Carrier 1-17; Kirk 1-10.

TEAM STATS	SDSU	UNM
First Downs	22	16
Rushes-Yards	41-135	31-109
Passing Yards	249	193
C-A-I	18-37-1	15-26-1
Total Offense	384	302
Fumbles-Lost	1-1	1-1
Penalties-Yards	5-66	10-87
Possession Time	34:07	25:53
Turnovers	2	2
Average Field Pos.	SDSU 41	UNM 23

# GAME 8

Oct. 30 • War Memorial Stadium (16,252)

## at Wyoming

**LARAMIE, Wyo.** – San Diego State become bowl eligible for the first time in 12 years, as the Aztecs held on in an offensive shootout at Wyoming with a 48-38 victory to move to 6-2 on the season, including a 3-1 mark in MWC play.

Ahead 6-0 following a pair of field goals, the SDSU special teams unit had three miscues in the second quarter alone, as a fumble on a punt return, a blocked punt and a 59-yard Cowboy kick return all led to points and a 17-13 Wyoming advantage with just over 3:30 left until halftime.

Luckily for the Aztecs, that was just enough time for quarterback Ryan Lindley, who completed three consecutive third-down pass plays, including a 14-yard TD toss to tight end D.J. Shields with 20 seconds left to send the visitors into the locker room up, 20-17.

After the two sides combined for 34, second-quarter points, they only managed a touchdown apiece in the third quarter with San Diego State maintaining its three-point lead heading into the final 15 minutes.

Fullback Brandon Sullivan kicked off the fourth quarter with his second and third 1-yard touchdown runs of the game in a span of only 1:49, with the latter set up by a 29-yard interception return by Andrew Preston, to give the Aztecs their largest lead at 41-24.

While a 17-point deficit would seem daunting to any squad, Wyoming stayed in the game by scoring two touchdowns on consecutive drives with the second one following a Lindley interception to get back to within a field goal.

Unlike the 2009 contest when it lost after being outscored 24-0 in the fourth quarter, SDSU stopped the Cowboy rally, answering back with a 59-yard touchdown reception by DeMarco Sampson to move the advantage back out to 10 points at 48-38.

The Aztec defense then held strong for the final 4:56, logging its fifth sack of Wyoming quarterback Austyn Carta-Samuels on a fourth-and-12 to get the turnover on downs and preserve the win.

Lindley finished the afternoon with his fourth 300-yard passing effort in 2010, throwing for a season-best 365 yards passing and three touchdowns. Senior wideouts Sampson (175 yards) and Vincent Brown (144 yards) each surpassed the 100-yard receiving mark, the first time two Aztecs have accomplished that feat in the same game since 2008.

	1	2	3	4	Total
San Diego State	3	17	7	21	- 48
Wyoming	0	17	7	14	- 38

- SDSU – A. Perez 21-yd FG – 7 plays, 40 yards, 2:44 (4:23, 1st)
- SDSU – A. Perez 28-yd FG – 7 plays, 69 yards, 1:47 (14:44, 2nd)
- WYO – Bolger 11-yd pass from Carta-Samuels (Watts kick) – 2 plays, 13 yards, 0:49 (11:28, 2nd)
- WYO – Watts 30-yd FG – 6 plays, 2 yards, 2:04 (8:05, 2nd)
- SDSU – Sampson 56-yd pass from Lindley (A.Perez kick) – 5 plays, 80 yards, 1:39 (6:26, 2nd)
- WYO – Leonard 13-yd pass from Carta-Samuels (Watts kick) – 8 plays, 41 yards, 2:55 (3:31, 2nd)
- SDSU – D.J. Shields 14-yd pass from Lindley (A.Perez kick) – 9 plays, 80 yards, 3:11 (0:20, 2nd)
- SDSU – Sullivan 1-yd run (A.Perez kick) – 6 plays, 20 yards, 2:07 (7:35, 3rd)
- WYO – Leonard 20-yd pass from Carta-Samuels (Watts kick) – 7 plays, 80 yards, 3:54 (3:41, 3rd)
- SDSU – Sullivan 1-yd run (A.Perez kick) – 10 plays, 71 yards, 4:26 (14:15, 4th)
- SDSU – Sullivan 1-yd run (A.Perez kick) – 3 plays, 4 yards, 0:51 (12:26, 4th)
- WYO – Carta-Samuels 20-yd run (Watts kick) – 5 plays, 78 yards, 2:27 (9:59, 4th)
- WYO – Alexander 20-yd run (Watts kick) – 3 plays, 35 yards, 1:24 (7:32, 4th)
- SDSU – Sampson 59-yd pass from Lindley (A.Perez kick) – 5 plays, 80 yards, 2:36 (4:56, 4th)

### INDIVIDUAL STATS

**Rushing (Atts.-Yards-TDs):** SDSU: Hillman 21-44; Kazee 7-23; Sullivan 6-15-3; D. Brown 1-(-1); Lindley 2-(-5). WYO: Alexander 11-89-1; Carta-Samuels 14-51-1; Herron 8-14; Team 1-(-1).

**Passing (Att.-Comp.-Int., Yards, TDs):** SDSU: Lindley 32-16-2, 365, 3; WYO: Carta-Samuels 40-20-1, 186, 3.

**Receiving (No.-Yards-TDs):** SDSU: Sampson 7-175-2; V. Brown 5-144; D.J. Shields 2-29-1; Sandifer 1-9; Escobar 1-8. WYO: Leonard 7-75-2; Bolger 4-40-1; McNeill 4-21; Ogbonna 3-28; Alexander 1-15; Aiken 1-7.

TEAM STATS	SDSU	WYO
First Downs	20	21
Rushes-Yards	37-76	34-152
Passing Yards	365	186
C-A-I	16-31-2	20-40-1
Total Offense	441	338
Fumbles-Lost	1-1	0-0
Penalties-Yards	5-40	10-72
Possession Time	28:10	31:50
Turnovers	3	1
Average Field Pos.	SDSU 40	UNM 34

# GAME 9

Nov. 6 • Qualcomm Stadium (34,689)

## vs. Colorado State

**SAN DIEGO** – Behind a 151-yard rushing effort by Ronnie Hillman, San Diego State overcame a season-high five turnovers in a 24-19 victory over Colorado State at Qualcomm Stadium. The Aztecs won their fourth consecutive game to improve to 7-2 overall and 4-1 in the Mountain West Conference.

The Rams' Ben DeLine made two of his first three field goal attempts to give the visitors the early 6-0 lead. The first, a 27-yarder, came after an impressive 13-play, 68-yard drive opened the game.

San Diego State hardly threatened on the offensive end as it went punt, punt, fumble, interception on its first four drives. The Aztec defense, however, led by Miles Burris, came up with some big plays to keep the damage to a minimum.

Burris sacked CSU quarterback Pete Thomas on a 3rd and 13 play on the SDSU 21-yard line, which moved Colorado State out of field goal range to begin the second quarter. After the Rams regained possession on a Walter Kazez fumble, Jerome Long blocked DeLine's 33-yard attempt, keeping the score at 3-0.

CSU got the ball right back again when Mychal Sisson picked off Ryan Lindley, which set up a 33-yard DeLine field goal.

After DeLine kicked the ball out of bounds, San Diego State marched 60 yards on 11 plays before Brandon Sullivan's 1-yard touchdown rush with 34 seconds left gave the home team its first lead at 7-6 heading into halftime intermission.

The Aztecs took a 10-6 advantage to begin the second half when Abel Perez converted on a 31-yard field goal.

It appeared SDSU would take a commanding lead midway through the third quarter when Andrew Preston picked off Thomas and returned it 22 yards to the Colorado State 33. San Diego State got all the way down to the 2-yard line, but Sisson sacked Lindley on third down and returned the fumble 88 yards untouched for a touchdown and 13-10 Ram lead.

Undeterred, the Aztecs responded with a score of their own when Hillman's 26-yard touchdown put the hosts back up, 17-13.

On its next possession to begin the fourth quarter, SDSU took 6:49 off the clock on a 12-play, 80-yard drive, that culminated in a 9-yard scoring strike from Lindley to Sullivan.

A Hillman fumble on the team's next drive gave CSU hope and Thomas' 28-yard pass to Zac Pauga brought the visitors to within five at 24-19. The 2-point conversion attempt failed and San Diego State recovered the subsequent onside kick. Colorado State got the ball back with 1:42 left, but went 4-and-out, losing three yards in the process, and allowing the Aztecs to end the game in victory formation.

Hillman finished the game with 151 yards on 31 carries, while Lindley overcame a sloppy start to throw for 171 yards. Burris, meanwhile, had 10 tackles (nine solo), including four tackles for a loss, two sacks and two forced fumbles.

	1	2	3	4	Total
Colorado State	3	3	7	6	- 19
San Diego State	0	7	10	7	- 24

CSU – DeLine 27-yd FG – 13 plays, 68 yards, 6:26 (8:34, 1st)  
 CSU – DeLine 33-yd FG – 7 plays, 22 yards, 2:42 (5:00, 2nd)  
 SDSU – Sullivan 1-yd run (A. Perez kick) – 11 plays, 60 yards, 4:26 (0:34, 2nd)  
 SDSU – A. Perez 31-yd FG – 7 plays, 58 yards, 3:04 (11:56, 3rd)  
 CSU – Sisson 88-yd fumble recovery (DeLine kick) (3:56, 3rd)  
 SDSU – Hillman 26-yd run (A. Perez kick) – 5 plays, 56 yards, 2:24 (1:32, 3rd)  
 SDSU – Sullivan 9-yd pass from Lindley (A. Perez kick) – 12 plays, 80 yards, 6:49 (8:05, 4th)  
 CSU – Pauga 28-yd pass from Thomas (DeLine kick) – 9 plays, 68 yards, 3:05 (2:43, 4th)

### INDIVIDUAL STATS

**Rushing (Atts.-Yards-TDs):** CSU: Carter 11-34; Mason 10-11; Pauga 1-7; Mosure 3-2; Thomas 8-(-11); Greenwood 1-(-12). SDSU: Hillman 31-151-1; Kazez 2-10; Sullivan 2-3-1; Sampson 1-2; Team 2-(-4); Lindley 1-(-10).

**Passing (Att.-Comp.-Int., Yards, TDs):** CSU: Thomas 40-22-1, 266, 1; Greenwood 1-0-0, 0, 0. SDSU: Lindley 23-14-2, 171, 1.

**Receiving (No.-Yards-TDs):** CSU: Greenwood 7-68; Liggett 4-60; Pauga 3-47-1; Borcky 3-3; Law 2-30; Steele 1-31; Yemm 1-26; Carter 1-(-3).

TEAM STATS	CSU	SDSU
First Downs	19	19
Rushes-Yards	34-31	39-152
Passing Yards	266	171
C-A-I	22-41-1	14-23-2
Total Offense	297	323
Fumbles-Lost	2-0	3-3
Penalties-Yards	4-35	2-15
Possession Time	32:43	27:17
Turnovers	1	5
Average Field Pos.	CSU 30	SDSU 40

# GAME 10

Nov. 13 • Amon Carter Stadium (45,694)

## at No. 3/3 TCU

**FORT WORTH, Texas** – San Diego State gave No. 3 TCU all it could handle but couldn't overcome a bad second quarter in a 40-35 loss at Amon Carter Stadium in Fort Worth, Texas. The loss snapped the Aztecs' (7-3, 4-2 Mountain West) four-game winning streak as the Horned Frogs (11-0, 7-0 MWC) won their 24th consecutive regular season game.

SDSU's 35 points are 12 more than TCU had allowed (23) in its previous six MWC games (3.83/g) and the most allowed by the top-ranked defensive team in the nation.

San Diego State came out of the gate with two quick first quarter scores. The first score, a 1-yard touchdown run by Brandon Sullivan, was set up by a long 49-yard flea-flicker pass from Ryan Lindley to Vincent Brown. Minutes later, after Brian Stahovich's punt pinned the Horned Frogs inside their own 10-yard line, Rob Andrews sacked TCU quarterback Andy Dalton and Jerome Long pounced on the loose ball to give the Aztecs the 14-0 advantage, their largest ever against a top-10 opponent and the most the Horned Frogs have been down in nearly two years.

TCU, however, scored on five of its next six possessions to open up a commanding 34-14 lead at the half. Dalton tossed three touchdown strikes to Jeremy Kerley (38, 9 and 4 yards) and another to Logan Brock (15 yards), and Waymon James added a 9-yard touchdown run to account for the Horned Frogs scoring in the first half.

A 36-yard field goal by Ross Evans early in the third quarter gave TCU its largest lead of the game at 37-14 before SDSU finally answered when Sullivan finished off a 6-play, 76-yard drive with another 1-yard touchdown run. It was his sixth, 1-yard touchdown run over the past three games and seventh touchdown overall.

Tejay Johnson picked off Ryan Lindley to begin the fourth, which led to another Evans field goal, giving the Horned Frogs a 40-21 lead with 13:06 remaining.

Following a three and out by San Diego State, TCU seemed poised to score again after Curtis Clay's 33-yard punt return gave it the ball at the 29-yard line. But four plays later, Gabe Lemon picked off Dalton at the Aztec 12 to give SDSU some hope.

San Diego State responded with two quick touchdown strikes from Lindley to Brown to bring the visitors to within five points at 40-35.

TCU, however, ran eight straight rushing plays to end the game and stay in the national championship hunt.

Lindley threw for 262 yards and two touchdowns for the Aztecs, who outscored the Horned Frogs, 21-6, in the second half, while Brown caught four balls for 167 yards and two scores. Andrew Preston made a season-high 12 tackles, while Miles Burris had nine stops, two for a loss, and a 11-yard sack.

	1	2	3	4	Total
San Diego State	14	0	7	14	- 35
TCU	13	21	3	3	- 40

SDSU - Sullivan 1-yd run (A. Perez kick) - 3 plays, 54 yards, 0:59 (12:05, 1st)  
 SDSU - Long 0-yd fumble recovery (A. Perez kick) (9:16, 1st)  
 TCU - Kerley 38-yd pass from Dalton (Evans kick) - 11 plays, 80 yards, 5:33 (3:43, 1st)  
 TCU - Brock 15-yd pass from Dalton (Evans kick failed) - 5 plays, 40 yards, 2:01 (0:32, 1st)  
 TCU - James 9-yd run (Evans kick) - 6 plays, 63 yards, 2:54 (6:39, 2nd)  
 TCU - Kerley 9-yd pass from Dalton (Evans kick) - 7 plays, 73 yards, 2:59 (2:10, 2nd)  
 TCU - Kerley 4-yd pass from Dalton (Evans kick) - 6 plays, 60 yards, 0:55 (0:24, 2nd)  
 TCU - Evans 36-yd field goal - 8 plays, 33 yards, 3:45 (9:32, 3rd)  
 SDSU - Sullivan 1-yd run (A. Perez kick) - 6 plays, 76 yards, 2:12 (1:01, 3rd)  
 TCU - Evans 31-yd field goal - 5 plays, -2 yards, 1:01 (13:06, 4th)  
 SDSU - V. Brown 33-yd pass from Linley (A. Perez kick) - 6 plays, 88 yards, 2:22 (6:43, 4th)  
 SDSU - V. Brown 35-yd pass from Lindley (A. Perez kick) - 1 play, 35 yards, 0:08 (4:50, 4th)

### INDIVIDUAL STATS

**Rushing (Atts.-Yards-TDs):** SDSU: Hillman 13-54; Kazez 1-6; Sullivan 3-2-2; Team 1-(-1); Lindley 3-(-23). TCU: Tucker 22-131; James 23-102-1; Wesley 1-0; Team 1-(-2); Kerley 1-(-2); Dalton 6-(-3).

**Passing (Att.-Comp.-Int., Yards, TDs):** SDSU: Lindley 26-11-2, 262, 2. TCU: Dalton 36-21-1, 240, 4.

**Receiving (No.-Yards-TDs):** SDSU: V. Brown 4-167-2; Sampson 4-42; Sullivan 2-53; Johnson 1-0. TCU: Kerley 8-85-3; Johnson 4-54; Young 4-44; Boyce 2-31; Brock 1-15-1; Dawson 1-7; James 1-4.

TEAM STATS	SDSU	TCU
First Downs	7	27
Rushes-Yards	21-38	54-226
Passing Yards	262	240
C-A-I	11-26-2	21-36-1
Total Offense	300	466
Fumbles-Lost	0-0	2-1
Penalties-Yards	6-46	6-45
Possession Time	19:09	40:51
Turnovers	2	2
Average Field Pos.	SDSU 25	TCU 38

# GAME 11

Nov. 20 • Qualcomm Stadium (34,951)

## vs. No. 25/24 Utah

**SAN DIEGO** – Despite a record day by quarterback Ryan Lindley and receivers Vincent Brown and DeMarco Sampson, San Diego State fell to No. 25/24 Utah, 38-34, at Qualcomm Stadium. The Aztecs fell to 7-4 overall and 4-3 in the Mountain West, while the Utes improved to 9-2 and 6-1.

SDSU struck first on its opening drive when Lindley found Brown for a 10-yard touchdown pass. The touchdown less than two minutes into the game was its fastest score (field goal or touchdown) this season and the fifth time it scored on its opening drive.

Utah got on the scoreboard in its first drive when Joe Phillips nailed a 32-yard field goal.

It appeared it would stay that way a few drives later when Phillips' 38-yard punt was downed at the San Diego State 2-yard line. The Aztecs, however, put together a 11-play, 98-yard drive, its longest of the season, that culminated in Lindley's 11-yard touchdown pass to Brown.

After a quick three-and-out by the Utes, SDSU went 79 yards in just four plays. Sampson's 17 and 46-yard receptions got San Diego State to the Utah 16 and, two plays later, Ronnie Hillman scampered into the end zone with a five-yard rush. Even with Abel Perez' missed extra-point, the Aztecs still owned a 20-3 lead.

The Utes came right back with a quick drive of their own, as quarterback Jordan Wynn found Luke Matthews on a 57-yard touchdown pass on a 3rd and 4 play.

Lindley answered for SDSU with his third touchdown pass of the first half, this time a 14-yard strike to Gavin Escobar, to put San Diego State back up by 17 at 27-10.

Undeterred, Utah used a 39-yard rush by Eddie Wide, a 13-yard pass from Wynn to Dallin Rogers and a 16-yard touchdown rush by Wide to bring the visitors back to within 10 at 27-17.

Looking to add one last score before intermission, the Aztecs got deep into Ute territory, but Lindley had his pass intercepted by Brandon Burton at the Utah 3 and returned 12 yards. With only 37 seconds remaining, Utah got to the SDSU 47 and launched a hail mary pass that deflected off a San Diego State defender and into the hands of a waiting Kendrick Moeai, giving the Utes just a three-point deficit at the half.

The Aztecs' first possession of the second half, which started on their own 10-yard line, ended two plays later when Lindley's pass bounced off a Utah defender and into the hands of Brown, who ran it all the way back for the 90-yard score.

The score would remain 34-24 SDSU until a 1-yard rush by Utah's Matt Asiata early in the fourth quarter.

After a holding call wiped out Sampson's 52-yard catch and two incomplete passes later, San Diego State was forced to punt. Brian Stavohich bobbled the snap and Greg Bird blocked it, giving the Utes the ball on the Aztec 3-yard line. SDSU held Utah the first three plays, but Eddie Wide's 1-yard TD rush on 4th and goal gave the Utes their first lead of the game at 38-34.

San Diego State got into Utah territory on each of its final possessions, but two more interceptions by Lindley ended the game in favor of the visitors.

Starting his school record 29th consecutive game at quarterback, Lindley threw for 528 yards, the fourth most in school history and the most since David Lowery's school-record game of 568 in 1991, and four touchdowns in the loss. In addition, Lindley became the third Aztec with back-to-back 3,000-yard seasons and the first since Billy Blanton in 1995-96. Sampson (12 catches, 154 yards) and Brown (8 catches, 184 yards, 3 touchdowns), meanwhile, became the 18th and 19th SDSU player to break 1,000 yards receiving in a season.

	1	2	3	4	Total
Utah	3	21	0	14	- 38
San Diego State	14	13	7	0	- 34

**SDSU** - V. Brown 10-yd pass from Lindley (A. Perez kick) - 8 plays, 74 yards, 1:59 (13:01, 1st)  
**UTAH** - Phillips 32-yd FG - 8 plays, 66 yards, 3:44 (9:17, 1st)  
**SDSU** - V. Brown 11-yd pass from Lindley (A. Perez kick) - 11 plays, 98 yards, 5:51 (0:49, 1st)  
**SDSU** - Hillman 5-yd run (A. Perez kick failed) - 4 plays, 79 yards, 1:17 (13:26, 2nd)  
**UTAH** - Matthews 57-yd pass from Wynn (Phillips kick) - 3 plays, 63 yards, 1:39 (11:47, 2nd)  
**SDSU** - Escobar 14-yd pass from Lindley (A. Perez kick) - 14 plays, 86 yards, 6:19 (5:28, 2nd)  
**UTAH** - Wide 16-yd run (Phillips kick) - 3 plays, 68 yards, 1:06 (4:22, 2nd)  
**UTAH** - Moeai 47-yd pass from Wynn (Phillips kick) - 5 plays, 85 yards, 0:37 (0:00, 2nd)  
**SDSU** - V. Brown 90-yd pass from Lindley (A. Perez kick) - 3 plays, 90 yards, 0:49 (11:12, 3rd)  
**UTAH** - Asiata 1-yd run (Phillips kick) - 14 plays, 79 yards, 6:23 (13:18, 4th)  
**UTAH** - Wide 1-yd run (Phillips kick) - 4 plays, 3 yards, 1:32 (10:21, 4th)

### INDIVIDUAL STATS

**Rushing (Atts.-Yards-TDs): UTAH:** Asiata 19-87-1; Wide 10-66-1; Wynn 2-3; Brooks 1-(-8); Team 3 (-10). **SDSU:** Hillman 14-54-1; Sullivan 3-8; Kazee 2-7; Lindley 2-(-10).

**Passing (Att.-Comp.-Int., Yards, TDs): UTAH:** Wynn 33-21-0, 362, 2; Smithson 1-0-0, 0, 0. **SDSU:** Lindley 54-36-3, 528, 4.

**Receiving (No.-Yards-TDs): UTAH:** Rogers 4-49; Brooks 3-63; Asiata 3-32; Wide 2-29; Christopher 2-19; Moala 2-15; Matthews 1-57; Moeai 1-47; Dunn 1-42; Smithson 1-5; Asiata 1-4. **SDSU:** Sampson 12-154; V. Brown 8-184-3; Sandifer 6-81; Escobar 6-65-1; Hillman 2-26; Sullivan 2-18.

TEAM STATS	UTAH	SDSU
First Downs	22	29
Rushes-Yards	35-138	21-59
Passing Yards	362	528
C-A-I	21-34-0	36-54-3
Total Offense	500	587
Fumbles-Lost	0-0	1-0
Penalties-Yards	8-75	8-64
Possession Time	31:15	28:45
Turnovers	0	3
Average Field Pos.	UTAH 30	SDSU 18

# GAME 12

Nov. 27 • Qualcomm Stadium (22,091)

## vs. UNLV

**SAN DIEGO** – Bowl-bound San Diego State scored on eight of its first nine possessions en route to a 48-14 win over UNLV at Qualcomm Stadium.

In their final regular season home game, the Aztecs sent their 17 seniors out in style by winning their eighth game of the season, the first time an SDSU team has accomplished the feat since 1996.

UNLV returned the opening kickoff 60 yards into Aztec territory, but a Miles Burris sack on 4th and 6 ended the drive. San Diego State wasted no time, marching 61 yards on just five plays. Quarterback Ryan Lindley connected with senior Brandon Sullivan on a 17-yard pass to give SDSU a quick 7-0 lead.

After UNLV missed a field goal, the Aztecs doubled their lead on a 1-yard touchdown plunge by Sullivan, his fourth multiple touchdown game in the last five weeks and sixth of his career.

The Rebels went three and out on their ensuing drive, and San Diego State increased its lead on a 42-yard field goal by Abel Perez. However, another big return by Marcus Sullivan set UNLV up at the SDSU 27-yard line. One play later, they were on the scoreboard after a 27-yard touchdown pass from Omar Clayton to Kyle Watkins.

An impressive goal line stand by the Rebels kept the Aztecs from scoring for the fourth consecutive possession, but they were unable to get anything going and were forced to punt with six minutes remaining in the half.

San Diego State went to the air on its last two possessions of the half and UNLV had no answer. Lindley completed seven straight passes on consecutive touchdown drives to put the Aztecs up, 31-7. Senior DeMarco Sampson was the main beneficiary, hauling in four passes for 106 yards and two touchdowns on the two drives alone.

SDSU carried its offensive momentum into the second half, driving 69 yards on its opening possession, setting up another touchdown by another senior. Wide receiver Vincent Brown did the honors this time as he hauled in his ninth touchdown of the season.

After a fourth down sack by Jacob Tauanuu, the Aztecs again drove into UNLV territory, this time settling for a career-long 53-yard field goal from Perez.

A Hillman 10-yard touchdown run increased SDSU's lead to 48-7. With the game well in hand, the Aztecs consumed most of the fourth quarter on a deliberate 18-play (all runs), 57-yard drive that spanned more than 11 minutes.

Lindley completed 22-of-30 throws for 338 yards and four touchdowns, while Hillman broke the MWC record for most rushing yards by a freshman.

	1	2	3	4	Total
UNLV	7	0	0	7	- 14
San Diego State	17	14	17	0	- 48

**SDSU** - Sullivan 17-yd pass from Lindley (A. Perez kick) - 5 plays, 61 yards, 1:38 (12:26, 1st)  
**SDSU** - Sullivan 1-yd run (A. Perez kick) - 8 plays, 73 yards, 2:32 (5:30, 1st)  
**SDSU** - A. Perez 42-yd FG - 8 plays, 33 yards, 3:03 (0:14, 1st)  
**UNLV** - Watkins 27-yd pass from Clayton (Kohorst kick) - 1 play, 27 yards, 0:14 (0:00, 1st)  
**SDSU** - Sampson 41-yd pass from Lindley (A. Perez kick) - 7 plays, 80 yards, 3:16 (2:26, 2nd)  
**SDSU** - Sampson 50-yd pass from Lindley (A. Perez kick) - 3 plays, 68 yards, 0:24 (1:12, 2nd)  
**SDSU** - V. Brown 3-yd pass from Lindley (A. Perez kick) - 9 plays, 69 yards, 3:01 (11:59, 3rd)  
**SDSU** - A. Perez 53-yd FG - 5 plays, 17 yards, 1:13 (7:07, 3rd)  
**SDSU** - Hillman 10-yd run (B. Shields kick) - 7 plays, 60 yards, 3:39 (2:01, 3rd)  
**UNLV** - Clausen 64-yd fumble recovery (Kohorst kick) - (1:07, 4th)

### INDIVIDUAL STATS

**Rushing (Atts.-Yards-TDs): UNLV:** Cornett 16-61; Purvis 6-20; Randle 1-2; Trotter 1-2; Clayton 4-(-14). **SDSU:** Hillman 19-152-1; Kazee 16-63; Brown 10-30; Sullivan 3-7-1; Young 1-1.

**Passing (Att.-Comp.-Int., Yards, TDs): UNLV:** Clayton 28-13-0, 167, 1; Herring 2-1-0, 0, 0. **SDSU:** Lindley 30-22, 0, 338, 4.

**Receiving (No.-Yards-TDs): UNLV:** Payne 5-91; Johnson 5-38; Watkins 2-27-1; Davis 1-7; Vidal 1-4. **SDSU:** Sampson 6-128-2; V. Brown 5-74-1; Escobar 4-42; Sullivan 3-61-1; Hillman 2-12; Sandifer 1-20; Quigley 1-1.

TEAM STATS	UNLV	SDSU
First Downs	15	30
Rushes-Yards	28-67	51-250
Passing Yards	167	338
C-A-I	14-30-0	22-30-0
Total Offense	234	588
Fumbles-Lost	0-0	1-1
Penalties-Yards	3-31	7-50
Possession Time	23:41	36:19
Turnovers	0	1
Average Field Pos.	UNLV 27	SDSU 38

## ALL-TIME BOWL APPEARANCES

8 Appearances - 4 Wins, 4 Losses

Season	Bowl	Date	Opponent	Result	Score
1947	Harbor Bowl	Jan. 1, 1948	Hardin-Simmons	L	0-53
1951	Pineapple Bowl	Jan. 1, 1952	Hawai'i	W	34-13
1966	Camellia Bowl	Dec. 10, 1966	Montana St.	W	28-7
1967	Camellia Bowl	Dec. 9, 1967	San Francisco St.	W	28-6
1969	Pasadena Bowl	Dec. 6, 1969	Boston Univ.	W	28-7
1986	Holiday Bowl	Dec. 30, 1986	Iowa	L	38-39
1991	Freedom Bowl	Dec. 30, 1991	Tulsa	L	17-28
1998	Las Vegas Bowl	Dec. 19, 1998	North Carolina	L	13-20

## Team Records

**Points** - 38 vs. Iowa, 1986 Holiday Bowl

**First Downs** - 24 vs. Boston Univ., 1969 Pasadena Bowl

**Rushing Attempts** - 55 vs. San Francisco St., 1967 Camellia Bowl

**Rushing Yards** - 249 vs. San Francisco St., 1967 Camellia Bowl

**Pass Attempts** - 40 vs. Montana St., 1966 Camellia Bowl

**Pass Completions** - 23 vs. Montana St., 1966 Camellia Bowl

**Total Offense** - 485 vs. Boston Univ., 1969 Pasadena Bowl

**Penalty Yards** - 166 (21 penalties) vs. San Francisco St., 1967 Camellia Bowl

**Third Down Conversions** - 11-of-18 vs. Tulsa, 1991 Freedom Bowl

**Quarterback Sacks By** - 5 vs. Iowa, 1986 Holiday Bowl

## Individual Records

**Rushing Yards** - 164 by Marshall Faulk (30 carries) vs. Tulsa, 1991 Freedom Bowl

**Passing Yards** - 343 by Don Horn vs. Montana St., 1966 Camellia Bowl

**Made Field Goals** - 2 by Nate Tandberg vs. North Carolina, 1998 Las Vegas Bowl

**Tackles** - 12 by Damon Pieri vs. Tulsa, 1991 Freedom Bowl

## 1948 Harbor Bowl

**HARDIN-SIMMONS 53, SAN DIEGO STATE 0**

Jan. 1, 1948 ▶ Balboa Stadium ▶ San Diego, Calif. ▶ Att: 12,000

SAN DIEGO -- Hardin-Simmons blanked San Diego State, 53-0, before 12,000 in the 1948 Harbor Bowl at Balboa Stadium.

The loss snapped the Aztecs' five-game unbeaten streak, as the Cowboys controlled the ball for the majority of the game, outgaining SDSU, 470-66, on the ground.

San Diego State still finished its bowl season with a 7-3-1 record and the Aztecs' seven wins tied the 1937 and 1924 teams for most in school history.

Score by Quarter	1	2	3	4	F
Hardin-Simmons	14	13	14	12	53
San Diego State	0	0	0	0	0

Team Statistics	SDSU	HS
First Downs	11	11
Rushing (Net Yds)	66	470
Passing (PC-PA-Int-Yds)	5-20-1-60	3-5-0-75
Total Net Yardage	126	545

## 1952 Pineapple Bowl

**SAN DIEGO STATE 34, HAWAI'I 13**

Jan. 1, 1952 ▶ Honolulu, Hawaii

HONOLULU -- Despite the heat and humidity that slowed down a potent San Diego State offense in the first half of the 1952 Pineapple Bowl, the Aztecs pulled away in the second half to take a 34-13 victory over Hawai'i.

After a 14-6 SDSU lead at intermission, the Aztecs took advantage of cooler temperatures in the second half with three quick touchdowns by Art Preston, Preston Robinson and Don Jurk.

It would be all the offense they would need as the SDSU defense stopped UH's running back Jimmy Asato and their dangerous single-wing attack.

Most of the Aztecs suffered from a bout of food poisoning following the game, but completely recovered in time for the flight back to the mainland.

## 1966 Camellia Bowl

**SAN DIEGO STATE 28, MONTANA STATE 7**

Dec. 10, 1966 ▶ Hughes Stadium ▶ Sacramento, Calif. ▶ Att: 15,740



SACRAMENTO, Calif. -- Don Horn completed 23-of-38 passes for 343 yards and four touchdowns to lead San Diego State to a 28-7 win over Montana State in the 1966 Camellia Bowl.

Horn had touchdown completions of 22, 50, 32 and 12 yards.

Tom Nettles led the Aztecs with eight catches for 95 yards and a TD. Craig Scoggins had five receptions for 99 yards and Haven Moses caught five passes for 56 yards and two scores. Robert Jones had the other TD for SDSU on a 50-yard reception.

Score by Quarter	1	2	3	4	F
San Diego State	14	7	7	0	28
Montana State	0	0	0	7	7

Team Statistics	SDSU	MSU
First Downs	21	12
Rushing (Att-Net Yds)	28-112	41-115
Passing (PC-PA-Int-Yds)	23-40-1-343	13-19-0-117
Total Offensive Plays	68	60
Total Net Yardage	455	232

## 1967 Camellia Bowl

**SAN DIEGO STATE 27, SAN FRANCISCO STATE 6**

Dec. 9, 1967 ▶ Hughes Stadium ▶ Sacramento, Calif. ▶ Att: 15,740



SACRAMENTO, Calif. -- The San Diego State defense limited San Francisco State to minus 11 rushing yards and forced eight Gator turnovers en route to a 27-6 victory over San Francisco State at the Camellia Bowl.

Jim Crossley's interception return for a touchdown was the only score of the first half as the Aztecs went into intermission with a 7-0 lead. The interception was one of six SDSU had in the game.

Tom Nettles made it a 14-0 lead for the Aztecs just 2:17 into the second half when he caught a 32-yard TD pass from Joseph Turpen. Two TD runs of one and two yards by Ted Washington gave SDSU all the points it would need down the stretch.

Washington led a balanced Aztec ground game with 94 yards on 23 carries, while Turpen contributed 74 yards on 10 carries and Daniel Laskowski added 61 rushing yards. Turpen also completed 10-of-16 passes for 118 yards and the 32-yard touchdown score to Nettles.

Score by Quarter	1	2	3	4	F
San Diego State	0	7	14	6	27
San Francisco State	0	0	0	6	6

Team Statistics	SDSU	SFSU
First Downs	18	22
Rushing (Att-Net Yds)	55-249	22-(-11)
Passing (PC-PA-Int-Yds)	11-22-1-122	28-60-6-267
Total Offensive Plays	77	82
Total Net Yardage	371	256

## ■ 1969 Pasadena Bowl

### SAN DIEGO STATE 28, BOSTON UNIVERSITY 7

Dec. 6, 1969 ▶ Rose Bowl ▶ Pasadena, Calif. ▶ Att: 41,276



PASADENA, Calif. -- San Diego State spotted Boston University an early touchdown before scoring the final 28 points to earn a 28-7 triumph over the Terriers at the Rose Bowl in Pasadena. It was the third bowl win for the Aztecs in four years.

John Featherstone had touchdown catches of 34 and 57 yards for the SDSU offense, which out-gained Boston, 485-167, including a 294-57 advance through the air.

Dennis Shaw completed 16-of-29 passes for 219 yards and one score, and rushed for another 59 yards on eight carries. Del Pifer led the Aztecs with 60 yards rushing, while Galen Pavelko had two interceptions on defense.

Score by Quarter	1	2	3	4	F
San Diego State	0	14	7	7	28
Boston University	7	0	0	0	7

Team Statistics	SDSU	BU
First Downs	24	12
Rushing (Att-Net Yds)	50-191	46-110
Passing (PC-PA-Int-Yds)	28-32-3-294	7-17-3-57
Total Offensive Plays	82	63
Total Net Yardage	485	167

## ■ 1986 Holiday Bowl

### IOWA 39, SAN DIEGO STATE 38

Dec. 30, 1986 ▶ Holiday Bowl ▶ San Diego, Calif. ▶ Att: 59,478



SAN DIEGO -- Rob Houghtlin hit a field goal as time expired to lift Iowa to a 39-38 victory over San Diego State in the Holiday Bowl before the largest crowd (59,478) ever to watch an Aztec football game at that time.

Rick Bayless led the Hawkeyes, who were down 28-13 with 7:52 left in the third quarter, with 110 yards and one touchdown on 19 carries.

After two Iowa touchdowns in the fourth quarter, SDSU's Kevin Rahill nailed a 21-yard field goal to give the Aztecs a 38-36 lead with only 47 seconds

remaining. However, the Hawkeyes marched down to the Aztec 24-yard-line and Houghtlin made the game-winning kick for Iowa.

Todd Santos completed 21-of-33 passes for 298 yards and three touchdowns to lead the SDSU offense. Corey Gilmore caught nine passes for 70 yards and ran for 35 more, including a 1-yard run in the third quarter.


Score by Quarter	1	2	3	4	F
Iowa	7	6	8	18	39
San Diego State	6	15	7	10	38

Team Statistics	SDSU	UI
First Downs	17	21
Rushing (Att-Net Yds)	36-117	41-141
Passing (PC-PA-Int-Yds)	21-33-2-298	15-29-1-222
Total Offensive Plays	69	70
Total Net Yardage	415	363

## ■ 1991 Freedom Bowl

### TULSA 28, SAN DIEGO STATE 17

Dec. 30, 1991 ▶ Anaheim Stadium ▶ Anaheim, Calif. ▶ Att: 34,217



ANAHEIM, Calif. -- Ron Jackson rushed for 211 yards and a Freedom Bowl-record four touchdowns on 46 carries to lead Tulsa to a 28-17 victory over San Diego State at Anaheim Stadium.

Freshman All-American Marshall Faulk rushed for 157 yards on 30 carries, including a 2-yard touchdown run with 5:23 remaining in the first quarter to give the Aztecs an early 7-0 lead.

After two Tulsa scores, SDSU QB David Lowery capped a 10-play, 65-yard drive with a 4-yard touchdown run to tie the game at 14 at the half.

The Hurricane defense limited the Aztecs to just 83 total yards and a 26-yard field goal by Andy Trakas in the second half, before Jackson's 4-yard TD run with 3:59 remaining sealed the victory for Tulsa.

Score by Quarter	1	2	3	4	F
Tulsa	7	7	7	7	28
San Diego State	7	7	0	3	17

Team Statistics	SDSU	UT
First Downs	21	23
Rushing (Att-Net Yds)	38-189	58-256
Passing (PC-PA-Int-Yds)	19-37-0-164	9-17-0-122
Total Offensive Plays	75	75
Total Net Yardage	353	378

## ■ 1998 Las Vegas Bowl

### NORTH CAROLINA 20, SAN DIEGO STATE 13

Dec. 19, 1998 ▶ Sam Boyd Stadium ▶ Las Vegas, Nev. ▶ Att: 21,429



LAS VEGAS -- Freshman quarterback Ronald Curry ran for a 48-yard touchdown in the first quarter and linebacker Keith Newman intercepted a Brian Russell pass at the goal line in the final minute as North Carolina held on for a 20-13 victory over San Diego State in the Las Vegas Bowl.

After a 60-yard TD run by SDSU's Lonny Mitchell, UNC rattled off 20 straight points before Nate Tandberg's 32-yard field goal with 2:16 left in the first half brought the Aztecs to within 20-10.

With 9:49 to play in the game, SDSU took control on their own 6-yard line and began a march that covered 75 yards in 13 plays, culminating with a 38-yard field goal by Tanberg with 3:51 left.

The Aztecs got the ball back when Joe Tuipala recovered a fumble on the UNC 23. Two plays later, Russell hooked up with Damon Gourdine on a 13-yard gain to the 10. After an incompleteness in the left corner of the end zone, SDSU saw its hopes end moments later when Russell's pass over the middle was tipped by Brandon Spoon and picked off by Newman.

With the wind blowing at nearly 50 miles per hour, the Aztecs limited the Tar Heels to 33 yards passing for the game and held a 20-8 advantage in first downs, while controlling the time of possession, 33:47-26:13.

Score by Quarter	1	2	3	4	F
North Carolina	12	8	0	0	20
San Diego State	7	3	0	3	13

Team Statistics	SDSU	UNC
First Downs	20	8
Rushing (Att-Net Yds)	49-193	37-163
Passing (PC-PA-Int-Yds)	11-23-1-102	4-13-0-33
Total Offensive Plays	72	50
Total Net Yardage	295	196

2010 SAN DIEGO STATE STATISTICS

All games

Table with 5 columns: Date, Opponent, Score, Att. Includes games from Sep 04, 2010 to Nov 27, 2010.

Record: Overall, Home, Away, Neutral. All games, Conference, Non-Conference.

Team Statistics table for SDSU and OPP. Includes Rushing, Passing, RUSHING YARDAGE, PASSING YARDAGE, etc.

Rushing table with columns: gp, att, gain, loss, net, avg, td, lg, avg/g. Lists players like HILLMAN, KAZEE, BROWN.

Passing table with columns: gp, effic, comp-att-int, pct, yds, td, lg, avg/g. Lists players like LINDLEY, TEAM, BROWN.

Receiving table with columns: gp, no., yds, avg, td, lg, avg/g. Lists players like SAMPSON, BROWN, ESCOBAR.

Field Goals table with columns: fg, pct, 01-19, 20-29, 30-39, 40-49, 50-99, lg, blk. Lists player PEREZ.

Scoring table with columns: td, fg, kick, PAT (rush, rcv, pass), dxp, saf, pts. Lists players like PEREZ, HILLMAN.

Score by Quarters table with columns: 1st, 2nd, 3rd, 4th, OT, Total. Lists San Diego State and Opponents.

Interceptions table with columns: no., yds, avg, td, lg. Lists players like PRESTON, MCFADDEN.

Punting table with columns: no., yds, avg, lg, tb, fc, i20, 50+, blk. Lists player STAHOVICH.

Punt Returns table with columns: no., yds, avg, td, lg. Lists players like PARKER, MCFADDEN.

Kick Returns table with columns: no., yds, avg, td, lg. Lists players like DAVIS, BROWN.

All Purpose table with columns: g, rush, rcv, pr, kr, ir, total, avg/g. Lists players like HILLMAN, BROWN.

Total Offense table with columns: g, plays, rush, pass, total, avg/g. Lists players like LINDLEY, HILLMAN.



**2010 TEAM STATISTICS**

Team Statistics	SDSU	OPP
SCORING	420	273
Points Per Game	35.0	22.8
FIRST DOWNS	237	241
Rushing	78	98
Passing	142	119
Penalty	17	24
RUSHING YARDAGE	1818	1699
Yards gained rushing	2002	2121
Yards lost rushing	184	422
Rushing Attempts	398	470
Average Per Rush	4.6	3.6
Average Per Game	151.5	141.6
TDs Rushing	26	15
PASSING YARDAGE	3564	2518
Comp-Att-Int	226-403-14	213-412-9
Average Per Pass	8.8	6.1
Average Per Catch	15.8	11.8
Average Per Game	297.0	209.8
TDs Passing	26	17
TOTAL OFFENSE	5382	4217
Total Plays	801	882
Average Per Play	6.7	4.8
Average Per Game	448.5	351.4
KICK RETURNS: #-Yards	42-828	51-1329
PUNT RETURNS: #-Yards	25-168	26-255
INT RETURNS: #-Yards	9-88	14-120
KICK RETURN AVERAGE	19.7	26.1
PUNT RETURN AVERAGE	6.7	9.8
INT RETURN AVERAGE	9.8	8.6
FUMBLES-LOST	11-8	15-6
PENALTIES-Yards	74-654	78-658
Average Per Game	54.5	54.8
PUNTS-Yards	52-2285	72-2835
Average Per Punt	43.9	39.4
Net punt average	36.7	35.7
TIME OF POSSESSION/Game	28:05	31:55
3RD-DOWN Conversions	73/162	66/191
3rd-Down Pct	45%	35%
4TH-DOWN Conversions	7/12	10/22
4th-Down Pct	58%	45%
SACKS BY-Yards	28-202	9-75
MISC YARDS	35	0
TOUCHDOWNS SCORED	53	34
FIELD GOALS-ATTEMPTS	17-22	13-21
ON-SIDE KICKS	0-0	1-6
RED-ZONE SCORES	(44-53) 83%	(37-46) 80%
RED-ZONE TOUCHDOWNS	(30-53) 57%	(25-46) 54%
PAT-ATTEMPTS	(51-53) 96%	(30-31) 97%
ATTENDANCE	190881	213551
Games/Avg Per Game	6/31814	6/35592
Neutral Site Games		0/0

Score by Quarters	1st	2nd	3rd	4th	OT	Total
San Diego State	86	122	106	106	0	420
Opponents	60	78	50	85	0	273

**2010 INDIVIDUAL STATISTICS**

<b>Rushing</b>	<b>gp</b>	<b>att</b>	<b>gain</b>	<b>loss</b>	<b>net</b>	<b>avg</b>	<b>td</b>	<b>lg</b>	<b>avg/g</b>
HILLMAN, Ronnie	12	234	1370	66	1304	5.6	14	93	108.7
KAZEE, Walter	9	60	285	6	279	4.7	3	46	31.0
BROWN, Davon	12	30	151	7	144	4.8	2	44	12.0
SULLIVAN, Brand	12	40	126	2	124	3.1	7	12	10.3
DEAKIN, Doug	12	1	13	0	13	13.0	0	13	1.1
SAMPSON, DeMarc	12	4	14	3	11	2.8	0	10	0.9
YOUNG, Chad	11	1	1	0	1	1.0	0	1	0.1
TEAM	11	10	0	19	-19	-1.9	0	0	-1.7
LINDLEY, Ryan	12	18	42	81	-39	-2.2	0	9	-3.2
Total	12	398	2002	184	1818	4.6	26	93	151.5
Opponents	12	470	2121	422	1699	3.6	15	49	141.6

<b>Passing</b>	<b>gp</b>	<b>effic</b>	<b>comp-att-int</b>	<b>pct</b>	<b>yds</b>	<b>td</b>	<b>lg</b>	<b>avg/g</b>
LINDLEY, Ryan	12	146.06	225-398-14	56.5	3554	26	90	296.2
TEAM	11	0.00	0-3-0	0.0	0	0	0	0.0
BERNARDS, Jake	2	184.00	1-1-0	100.0	10	0	10	5.0
BROWN, Davon	12	0.00	0-1-0	0.0	0	0	0	0.0
Total	12	144.71	226-403-14	56.1	3564	26	90	297.0
Opponents	12	112.28	213-412-9	51.7	2518	17	68	209.8

<b>Receiving</b>	<b>gp</b>	<b>no.</b>	<b>yds</b>	<b>avg</b>	<b>td</b>	<b>lg</b>	<b>avg/g</b>
SAMPSON, DeMarc	12	65	1175	18.1	8	71	97.9
BROWN, Vincent	12	61	1187	19.5	9	90	98.9
ESCOBAR, Gavin	12	26	299	11.5	4	45	24.9
SULLIVAN, Brand	12	25	375	15.0	3	57	31.2
SANDIFER, Domin	12	22	253	11.5	0	29	21.1
HILLMAN, Ronnie	12	7	52	7.4	0	20	4.3
QUIGLEY, Bryce	10	5	66	13.2	1	28	6.6
DENSO, Dylan	12	3	31	10.3	0	12	2.6
BROWN, Davon	12	3	30	10.0	0	14	2.5
UMUOLO, Alston	2	3	19	6.3	0	11	9.5
KAZEE, Walter	9	2	38	19.0	0	28	4.2
SHIELDS, D.J.	12	2	29	14.5	1	15	2.4
O'BRIEN, Josh	12	1	10	10.0	0	10	0.8
JOHNSON, Alec	12	1	0	0.0	0	0	0.0
Total	12	226	3564	15.8	26	90	297.0
Opponents	12	213	2518	11.8	17	68	209.8

<b>Punt Returns</b>	<b>no.</b>	<b>yds</b>	<b>avg</b>	<b>td</b>	<b>lg</b>
PARKER, Larry	16	116	7.2	0	29
MCFADDEN, Leon	5	46	9.2	0	23
SANDIFER, Domin	3	6	2.0	0	6
TEAM	1	0	0.0	0	0
Total	25	168	6.7	0	29
Opponents	26	255	9.8	0	43

<b>Interceptions</b>	<b>no.</b>	<b>yds</b>	<b>avg</b>	<b>td</b>	<b>lg</b>
LEWIS, Darryn	2	27	13.5	0	23
MCFADDEN, Leon	2	0	0.0	0	0
PRESTON, Andrew	2	51	25.5	0	29
LEMON, Gabe	1	0	0.0	0	0
WADE, Josh	1	0	0.0	0	0
BERHE, Nat	1	10	10.0	0	10
Total	9	88	9.8	0	29
Opponents	14	120	8.6	0	29

<b>Kick Returns</b>	<b>no.</b>	<b>yds</b>	<b>avg</b>	<b>td</b>	<b>lg</b>
DAVIS, Brandon	22	490	22.3	0	37
BROWN, Davon	16	271	16.9	0	25
SANDIFER, Domin	2	25	12.5	0	21
KAZEE, Walter	2	42	21.0	0	24
Total	42	828	19.7	0	37
Opponents	51	1329	26.1	0	73

<b>Fumble Returns</b>	<b>no.</b>	<b>yds</b>	<b>avg</b>	<b>td</b>	<b>lg</b>
LONG, Jerome	0	0	0.0	1	0
Total	0	0	0.0	1	0
Opponents	3	155	51.7	2	88

# 2010 INDIVIDUAL STATISTICS

Scoring	td	fg	PAT				dxp	saf	pts
			kick	rush	rcv	pass			
PEREZ, Abel	-	17-22	49-51	-	-	-	-	100	
HILLMAN, Ronnie	14	-	-	-	-	-	-	84	
SULLIVAN, Brand	10	-	-	-	-	-	-	60	
BROWN, Vincent	9	-	-	-	-	-	-	54	
SAMPSON, DeMarc	8	-	-	-	-	-	-	48	
ESCOBAR, Gavin	4	-	-	-	-	-	-	24	
KAZEE, Walter	3	-	-	-	-	-	-	18	
BROWN, Davon	2	-	-	-	-	-	-	12	
QUIGLEY, Bryce	1	-	-	-	-	-	-	6	
SHIELDS, D.J.	1	-	-	-	-	-	-	6	
LONG, Jerome	1	-	-	-	-	-	-	6	
SHIELDS, Bryan	-	-	2-2	-	-	-	-	2	
Total	53	17-22	51-53	-	-	-	-	420	
Opponents	34	13-21	30-31	0-1	-	0-2	-	273	

Total Offense	g	plays	rush	pass	total	avg/g
LINDLEY, Ryan	12	416	-39	3554	3515	292.9
HILLMAN, Ronnie	12	234	1304	0	1304	108.7
KAZEE, Walter	9	60	279	0	279	31.0
BROWN, Davon	12	31	144	0	144	12.0
SULLIVAN, Brand	12	40	124	0	124	10.3
DEAKIN, Doug	12	1	13	0	13	1.1
SAMPSON, DeMarc	12	4	11	0	11	0.9
BERNARDS, Jake	2	1	0	10	10	5.0
YOUNG, Chad	11	1	1	0	1	0.1
TEAM	11	13	-19	0	-19	-1.7
Total	12	801	1818	3564	5382	448.5
Opponents	12	882	1699	2518	4217	351.4

Field Goals	fg	pct.	01-19	20-29	30-39	40-49	50-99	lg	blk
PEREZ, Abel	17-22	77.3	0-1	8-8	6-7	2-5	1-1	53	0

Punting	no.	yds	avg	lg	tb	fc	i20	50+	blk
STAHOVICH, Bria	50	2285	45.7	89	6	14	15	16	1
TEAM	2	0	0.0	0	0	0	0	0	1
Total	52	2285	43.9	89	6	14	15	16	2
Opponents	72	2835	39.4	58	5	21	19	7	0

FG Sequence	San Diego State	Opponents
Nicholls State	42,(44),(27)	40,24
New Mexico State	(25),(32),37,45	37
Missouri	(25)	(34),(38)
Utah State	(20),(37)	-
Brigham Young	43	(29)
Air Force	(23),(27),19	46,(25),(30)
New Mexico	(36),(30),(31)	(46),(25)
Wyoming	(21),(28)	(30)
Colorado State	(31)	(27),33,(33)
TCU	-	47,(36),25,(31)
Utah	-	(32)
UNLV	(42),(53)	44

Kickoffs	no.	yds	avg	tb	ob	retn	net	ydln
PEREZ, Abel	80	5420	67.8	28	1			
Total	80	5420	67.8	28	1	26.1	44.1	25
Opponents	52	3353	64.5	8	2	19.7	45.5	24

## STAHOVICH PUNT-BY-PUNT

Opponent	From	To	Yds	Return	Net	FP
Nicholls State	SD 18	NS 26	56	32	24	SD 42
New Mexico State	SD 26	NM 15	59	1	58	NM 16
New Mexico State	SD 15	NM 31	54	5	49	NM 36
New Mexico State	SD 27	NM 40	33	downed	33	NM 40
New Mexico State	SD 35	NM 8	57	0	57	NM 8
Missouri	SD 19	MU 33	48	31	17	SD 36
Missouri	SD 38	MU 26	36	0	36	MU 26
Missouri	SD 15	MU 44	41	8	33	SD 48
Missouri	SD 26	MU 22	52	0	52	MU 22
Missouri	SD 50	MU 5	45	0	45	MU 5
Missouri	SD 33	MU 0	67	0	47	MU 20
Missouri	SD 30	MU 17	53	8	45	MU 25
Missouri	SD 44	MU 7	49	0	49	MU 7
Missouri	SD 19	MU 39	42	0	42	MU 39
Missouri	MU 35	MU 12	23	0	23	MU 12
Utah State	SD 38	US 36	36	fair catch	36	US 26
Utah State	SD 14	US 29	57	9	48	US 38
Utah State	SD 36	US 19	45	0	45	US 19
Brigham Young	SD 25	BY 22	53	0	53	BY 22
Brigham Young	BY 47	BY 21	26	fair catch	26	BY 21
Brigham Young	SD 21	BY 41	38	0	38	BY 41
Brigham Young	SD 13	BY 38	49	13	36	SD 49
Brigham Young	SD 27	BY 27	46	fair catch	46	BY 27
Brigham Young	SD 20	BY 26	54	9	45	BY 35

Opponent	From	To	Yds	Return	Net	FP
Air Force	SD 35	AF 17	48	fair catch	48	AF 17
Air Force	AF 45	AF 22	23	downed	23	AF 22
Air Force	SD 35	AF 18	47	fair catch	47	AF 18
Air Force	SD 34	AF 11	55	7	48	AF 18
New Mexico	SD 36	NM 14	50	fair catch	50	NM 14
New Mexico	SD 39	NM 0	61	TB	41	NM 20
New Mexico	NM 40	NM 0	40	TB	20	NM 20
New Mexico	NM 45	NM 0	45	TB	25	NM 20
New Mexico	SD 41	NM 0	59	TB	39	NM 20
New Mexico	NM 46	NM 10	36	fair catch	36	NM 10
New Mexico	NM 44	NM 11	33	6	27	NM 27
Wyoming	SD 3	UW 8	89	0	89	UW 8
Colorado State	SD 44	CS 13	43	fair catch	43	CS 13
Colorado State	SD 18	CS 44	38	fair catch	38	CS 44
Colorado State	CS 44	CS 0	44	0	24	CS 20
TCU	TC 49	TC 8	41	fair catch	41	TC 8
TCU	SD 20	TC 32	48	43	5	SD 25
TCU	SD 33	TC 29	38	4	34	TC 33
TCU	SD 35	TC 37	28	fair catch	28	TC 37
TCU	SD 27	TC 27	46	fair catch	46	TC 27
TCU	SD 28	TC 35	37	5	32	TC 40
TCU	SD 20	TC 42	38	6	32	TC 48
TCU	SD 28	TC 34	38	1	37	TC 35
TCU	SD 15	TC 38	47	33	14	SD 29

**2010 INDIVIDUAL STATISTICS**

All Purpose	g	rush	rcv	pr	kr	ir	total	avg/g
HILLMAN, Ronni	12	1304	52	0	0	0	1356	113.0
BROWN, Vincen	12	0	1187	0	0	0	1187	98.9
SAMPSON, De	12	11	1175	0	0	0	1186	98.8
SULLIVAN, Bran	12	124	375	0	0	0	499	41.6
DAVIS, Brandon	11	0	0	0	490	0	490	44.5
BROWN, Davon	12	144	30	0	271	0	445	37.1
KAZEE, Walter	9	279	38	0	42	0	359	39.9
ESCOBAR, Gavi	12	0	299	0	0	0	299	24.9
SANDIFER, Do	12	0	253	6	25	0	284	23.7
PARKER, Larry	11	0	0	116	0	0	116	10.5
QUIGLEY, Bryce	10	0	66	0	0	0	66	6.6
PRESTON, Andr	12	0	0	0	0	51	51	4.2
MCFADDEN, Le	12	0	0	46	0	0	46	3.8
DENSO, Dylan	12	0	31	0	0	0	31	2.6
SHIELDS, D.J.	12	0	29	0	0	0	29	2.4
LEWIS, Darryn	12	0	0	0	0	27	27	2.2
UMUOLO, Alsto	2	0	19	0	0	0	19	9.5
DEAKIN, Doug	12	13	0	0	0	0	13	1.1
O'BRIEN, Josh	12	0	10	0	0	0	10	0.8
BERHE, Nat	11	0	0	0	0	10	10	0.9
YOUNG, Chad	11	1	0	0	0	0	1	0.1
TEAM	11	-19	0	0	0	0	-19	-1.7
LINDLEY, Ryan	12	-39	0	0	0	0	-39	-3.2
Total	12	1818	3564	168	828	88	6466	538.8
Opponents	12	1699	2518	255	1329	120	5921	493.4

**2010 DEFENSIVE STATISTICS**

#	Defensive Leaders	gp	Tackles			tfl/yds	Sacks	Pass defense			Fumbles		blkd	
			ua	a	tot		no-yds	int-yds	brup	qbh	rcv-yds	ff	kick	saf
9	BURRIS, Miles	12	49	25	74	19.0-96	9.5-61	.	.	.	.	4	.	.
22	PRESTON, Andrew	12	48	20	68	3.0-14	.	2-51	3	.	.	.	.	.
2	MCFADDEN, Leon	12	37	17	54	7.0-40	1.0-11	2-0	12	.	.	.	.	.
31	KETCHUM, Logan	12	28	18	46	2.5-6	0.5-1	.	2	.	.	.	1	.
52	YARBROUGH, Marc	9	26	15	41	4.5-14	2.0-11	.	1	1	.	.	.	.
3	LEWIS, Darryn	12	28	13	41	1.0-2	.	2-27	4	.	.	.	.	.
20	BERHE, Nat	11	24	13	37	1.0-2	.	1-10	4	.	1-0	.	.	.
41	STEVENS, Khalid	12	27	8	35	3.5-8	.	.	2	.	.	.	.	.
44	ANDREWS, Rob	12	21	13	34	1.5-8	1.0-6	.	2	.	.	1	.	.
26	ANDREWS, Marcus	12	20	13	33	1.5-5	.	.	5	.	.	.	.	.
11	DAVIS, Brandon	11	24	9	33	2.0-9	1.0-8	.	3	.	.	.	.	.
54	BARKSDALE, Deme	12	21	11	32	4.5-22	1.0-14	.	3	.	1-0	.	.	.
94	LONG, Jerome	12	15	13	28	6.0-18	1.5-10	.	.	.	1-0	.	1	.
36	TENHAEFF, Nick	12	20	6	26	3.5-25	2.0-19	.	.	.	1-0	.	.	.
99	LAWSON, Ernie	12	15	10	25	8.0-29	1.0-11	.	1	2	.	.	.	.
15	PEREZ, Jose	11	17	8	25	3.0-7	.	.	10	1	.	.	.	.
2A	WADE, Josh	12	12	12	24	1.5-7	.	1-0	3	.	.	.	.	.
55	SPENCER, Neil	12	15	9	24	2.0-7	1.0-3	.	.	.	1-0	.	.	.
9A	PARKER, Larry	11	16	6	22	1.0-4	.	.	4	.	1-0	1	.	.
90	WILLIAMS, B.J.	9	12	7	19	2.0-12	2.0-12	.	.	.	.	.	.	.
47	TAUANUU, Jacob	12	13	5	18	4.0-16	1.0-10	.	2	.	.	.	.	.
49	AUTELE, J.J.	12	8	6	14	3.5-13	1.5-10	.	.	.	.	.	.	.
6	LEMON, Gabe	9	8	2	10	.	.	1-0	1	.	.	.	.	.
39	SILUANO, Rene	11	3	4	7	.	.	.	.	.	.	.	.	.
91	TRUJILLO, Frede	7	3	4	7	1.5-4	.	.	1	.	.	1	.	.
24	LOCKETT, Colin	10	6	1	7	.	.	.	.	.	.	.	.	.
93	GIBBS, Larry	6	3	3	6	1.5-7	1.0-6	.	1	.	.	.	.	.
58	BREWER, Aaron	12	3	2	5	.	.	.	.	.	.	.	.	.
33	SHUMATE, Colin	10	5	.	5	.	.	.	.	.	.	.	.	.
4	HORN, Romeo	3	4	.	4	.	.	.	.	.	.	.	.	.
37	HARRIS, Vaness	4	4	.	4	.	.	.	.	.	.	.	.	.
56	FELY, Jake	3	1	1	2	1.5-10	1.0-9	.	.	.	.	.	.	.
59	THOMAS, Jordan	12	2	.	2	.	.	.	.	.	.	.	.	.
38	PEREZ, Abel	12	2	.	2	.	.	.	.	.	.	.	.	.
1	SAMPSON, DeMarc	12	2	.	2	.	.	.	.	.	.	.	.	.
80	BROWN, Vincent	12	2	.	2	.	.	.	.	.	.	.	.	.
13	HILLMAN, Ronnie	12	2	.	2	.	.	.	.	.	.	.	.	.
84	DENSO, Dylan	12	1	.	1	.	.	.	.	.	.	.	.	.
	TM TEAM	11	1	.	1	1.0-3	.	.	.	.	.	1	.	.
5	HEMMINGS, Dey J	2	1	.	1	.	.	.	.	.	.	.	.	.
4A	STAHOVICH, Bria	11	1	.	1	.	.	.	.	.	.	.	.	.
60	DRAHEIM, Tommie	12	1	.	1	.	.	.	.	.	.	.	.	.
79	GUNTHER, Kurtis	12	1	.	1	.	.	.	.	.	.	.	.	.
34	KAZEE, Walter	9	1	.	1	.	.	.	.	.	.	.	.	.
88	ESCOBAR, Gavin	12	1	.	1	.	.	.	.	.	.	.	.	.
17	DEAKIN, Doug	12	1	.	1	.	.	.	.	.	.	.	.	.
0B	GORDERT, Chris	1	1	.	1	.	.	.	.	.	.	.	.	.
	Total	12	556	274	830	91-388	28-202	9-88	64	4	6-0	8	2	.
	Opponents	12	470	259	729	43-159	9-75	14-120	40	5	8-155	9	2	.

**RED ZONE STATISTICS****San Diego State Inside Opponent Red-Zone**

Date	Opponent	Score	Times In RZ	Times Scored	Total Pts	Rush TDs	Pass TDs	FGs Made	Failed to score inside RZ						
									FGA	Down	Int	Fumb	Half	Game	
Sep 04, 2010	NICHOLLS STATE	W 47-0	4	4	24	3	2	1	1	0	0	0	0	0	0
Sep 11, 2010	at New Mexico State	W 41-21	8	6	34	4	3	1	2	2	0	0	0	0	0
Sep 18, 2010	at Missouri	L 24-27	3	2	10	1	1	0	1	0	0	1	0	0	0
Sep 25, 2010	UTAH STATE	W 41-7	4	4	20	2	2	0	2	0	0	0	0	0	0
Oct 09, 2010	at Brigham Young	L 21-24	2	2	14	2	0	2	0	0	0	0	0	0	0
Oct 16, 2010	AIR FORCE	W 27-25	4	3	13	1	0	1	2	1	0	0	0	0	0
Oct 23, 2010	at New Mexico	W 30-20	4	4	16	1	1	0	3	0	0	0	0	0	0
Oct 30, 2010	at Wyoming	W 48-38	7	6	34	4	3	1	2	0	0	0	0	1	0
Nov 06, 2010	COLORADO STATE	W 24-19	5	3	17	2	1	1	1	0	0	0	1	1	0
Nov 13, 2010	at TCU	L 35-40	2	2	14	2	2	0	0	0	0	0	0	0	0
Nov 20, 2010	UTAH	L 34-38	4	4	27	4	1	3	0	0	0	0	0	0	0
Nov 27, 2010	UNLV	W 48-14	6	4	28	4	2	2	0	0	2	0	0	0	0
Totals			53	44	251	30	18	12	14	3	2	1	1	2	0
44 of 53 (83.0%)															

**Opponents Inside San Diego State Red-Zone**

Date	Opponent	Score	Times In RZ	Times Scored	Total Pts	Rush TDs	Pass TDs	FGs Made	Failed to score inside RZ						
									FGA	Down	Int	Fumb	Half	Game	
Sep 04, 2010	NICHOLLS STATE	W 47-0	2	0	0	0	0	0	0	2	0	0	0	0	0
Sep 11, 2010	at New Mexico State	W 41-21	3	2	14	2	1	1	0	1	0	0	0	0	0
Sep 18, 2010	at Missouri	L 24-27	4	4	20	2	2	0	2	0	0	0	0	0	0
Sep 25, 2010	UTAH STATE	W 41-7	1	1	7	1	1	0	0	0	0	0	0	0	0
Oct 09, 2010	at Brigham Young	L 21-24	5	4	24	3	3	0	1	0	0	1	0	0	0
Oct 16, 2010	AIR FORCE	W 27-25	5	5	25	3	2	1	2	0	0	0	0	0	0
Oct 23, 2010	at New Mexico	W 30-20	3	3	17	2	0	2	1	0	0	0	0	0	0
Oct 30, 2010	at Wyoming	W 48-38	6	6	38	5	2	3	1	0	0	0	0	0	0
Nov 06, 2010	COLORADO STATE	W 24-19	4	2	6	0	0	0	2	1	1	0	0	0	0
Nov 13, 2010	at TCU	L 35-40	9	6	33	4	1	3	2	1	0	1	0	1	0
Nov 20, 2010	UTAH	L 34-38	4	4	24	3	3	0	1	0	0	0	0	0	0
Nov 27, 2010	UNLV	W 48-14	0	0	0	0	0	0	0	0	0	0	0	0	0
Totals			46	37	208	25	15	10	12	5	1	2	0	1	0
37 of 46 (80.4%)															

# 2010 SAN DIEGO STATE GAME-BY-GAME

Date	Opponent	Rushing				Receiving				Passing				Kick Returns				Punt Returns				tot off
		no.	yds	td	lg	no.	yds	td	lg	cmp-att-int	yds	td	lg	no.	yds	td	lg	no.	yds	td	lg	
Sep 04	NICHOLLS STATE	34	218	4	46	18	313	2	71	18-27-0	313	2	71	1	9	0	9	5	47	0	23	531
Sep 11	at New Mexico State	40	244	4	44	20	319	1	57	20-43-0	319	1	57	4	97	0	36	2	5	0	4	563
Sep 18	at Missouri	33	250	3	93	20	190	0	31	20-44-1	190	0	31	4	84	0	25	4	16	0	13	440
Sep 25	UTAH STATE	38	142	2	15	17	362	3	82	17-24-1	362	3	82	2	33	0	17	2	6	0	6	504
Oct 09	at Brigham Young	12	53	0	38	20	220	3	36	20-36-1	220	3	36	2	38	0	21	2	21	0	13	273
Oct 16	AIR FORCE	31	205	2	65	14	247	1	59	14-27-1	247	1	59	4	92	0	32	0	0	0	0	452
Oct 23	at New Mexico	41	135	1	12	18	249	2	40	18-37-1	249	2	40	4	122	0	37	2	1	0	1	384
Oct 30	at Wyoming	37	76	3	9	16	365	3	59	16-32-2	365	3	59	3	38	0	20	3	30	0	22	441
Nov 06	COLORADO STATE	39	148	2	26	14	171	1	25	14-23-2	171	1	25	3	71	0	29	2	9	0	9	319
Nov 13	at TCU	21	38	2	21	11	262	2	50	11-26-2	262	2	50	7	111	0	22	2	33	0	29	300
Nov 20	UTAH	21	59	1	13	36	528	4	90	36-54-3	528	4	90	6	91	0	19	1	0	0	0	587
Nov 27	UNLV	51	250	2	16	22	338	4	50	22-30-0	338	4	50	2	42	0	24	0	0	0	0	588
San Diego State		398	1818	26	93	226	3564	26	90	226-403-14	3564	26	90	42	828	0	37	25	168	0	29	5382
		470	1699	15	49	213	2518	17	68	213-412-9	2518	17	68	51	1329	0	73	26	255	0	43	4217

Games played: 12  
 Avg per rush: 4.6  
 Avg per catch: 15.8  
 Pass efficiency: 144.71  
 Kick ret avg: 19.7  
 Punt ret avg: 6.7  
 All purpose avg/game: 538.8  
 Total offense avg/gm: 448.5

Date	Opponent	Tackles				Sacks no-yds	Fumble		Pass Defense			Blkd kick	PAT Attempts				saf	pts
		ua	a	total	tfl-yds		ff	fr-yds	int-yds	qbh	brup		kick	rush	rcv			
Sep 04	NICHOLLS STATE	49	10	59	12.0-46	3.0-17	2	1-0	0-0	0	6	1	5-6	0	0	0	0	47
Sep 11	at New Mexico State	22	42	64	6.0-18	1.0-7	1	1-0	0-0	1	4	0	5-5	0	0	0	0	41
Sep 18	at Missouri	40	30	70	7.0-9	1.0-1	1	1-0	2-23	0	5	0	3-3	0	0	0	0	24
Sep 25	UTAH STATE	50	18	68	9.0-56	4.0-32	0	0-0	1-10	0	6	0	5-5	0	0	0	0	41
Oct 09	at Brigham Young	65	36	101	6.0-20	2.0-12	1	1-0	1-0	0	1	0	3-3	0	0	0	0	21
Oct 16	AIR FORCE	63	24	87	4.0-12	0.0-0	0	0-0	1-4	0	7	0	3-3	0	0	0	0	27
Oct 23	at New Mexico	30	28	58	6.0-15	1.0-1	0	1-0	1-0	1	7	0	3-3	0	0	0	0	30
Oct 30	at Wyoming	37	26	63	10.0-68	5.0-53	0	0-0	1-29	2	8	0	6-6	0	0	0	0	48
Nov 06	COLORADO STATE	49	12	61	13.0-75	5.0-39	2	0-0	1-22	0	6	1	3-3	0	0	0	0	24
Nov 13	at TCU	69	14	83	6.0-28	2.0-17	1	1-0	1-0	0	6	0	5-5	0	0	0	0	35
Nov 20	UTAH	46	16	62	5.0-16	1.0-3	0	0-0	0-0	0	4	0	4-5	0	0	0	0	34
Nov 27	UNLV	36	18	54	7.0-25	3.0-20	0	0-0	0-0	0	4	0	6-6	0	0	0	0	48
San Diego State		556	274	830	91.0-388	28.0-202	8	6-0	9-88	4	64	2	51-53	0	0	0	0	420
		470	259	729	43.0-159	9.0-75	9	8-155	14-120	5	40	2	30-31	0	0	0	0	273

Date	Opponent	Punting										Field Goals			Kickoffs			
		no.	yds	avg	long	blkd	tb	fc	50+	i20	md-att	long	blkd	no.	yds	avg	tb	ob
Sep 04	NICHOLLS STATE	1	56	56.0	56	0	0	0	1	0	2-3	44	0	9	617	68.6	1	0
Sep 11	at New Mexico State	4	203	50.8	59	0	0	0	3	2	2-4	32	0	8	554	69.2	6	0
Sep 18	at Missouri	10	456	45.6	67	0	1	2	3	3	1-1	25	0	5	337	67.4	4	0
Sep 25	UTAH STATE	3	138	46.0	57	0	0	1	1	1	2-2	37	0	8	543	67.9	0	0
Oct 09	at Brigham Young	6	266	44.3	54	0	0	2	2	0	0-1	0	0	4	274	68.5	2	0
Oct 16	AIR FORCE	4	173	43.2	55	0	0	2	1	3	2-3	27	0	5	312	62.4	0	1
Oct 23	at New Mexico	7	324	46.3	61	0	4	2	3	3	3-3	36	0	6	420	70.0	4	0
Oct 30	at Wyoming	2	89	44.5	89	1	0	0	1	1	2-2	28	0	9	630	70.0	6	0
Nov 06	COLORADO STATE	3	125	41.7	44	0	1	2	0	1	1-1	31	0	5	340	68.0	0	0
Nov 13	at TCU	9	361	40.1	48	0	0	3	0	1	0-0	0	0	6	411	68.5	2	0
Nov 20	UTAH	3	94	31.3	50	1	0	0	1	0	0-0	0	0	6	372	62.0	1	0
Nov 27	UNLV	0	0	0.0	0	0	0	0	0	0	2-2	53	0	9	610	67.8	2	0
San Diego State		52	2285	43.9	89	2	6	14	16	15	17-22	53	0	80	5420	67.8	28	1
		72	2835	39.4	58	0	5	21	7	19	13-21	46	2	52	3353	64.5	8	2

# 2010 OPPONENT GAME-BY-GAME

Date	Opponent	Rushing				Receiving				Passing				Kick Returns				Punt Returns				tot off
		no.	yds	td	lg	no.	yds	td	lg	cmp-att-int	yds	td	lg	no.	yds	td	lg	no.	yds	td	lg	
Sep 04	NICHOLLS STATE	37	88	0	26	12	83	0	16	12-26-0	83	0	16	8	160	0	26	1	32	0	32	171
Sep 11	at New Mexico State	26	105	1	22	17	223	2	58	17-34-0	223	2	58	2	38	0	20	3	11	0	5	328
Sep 18	at Missouri	27	89	2	19	28	351	1	68	28-51-2	351	1	68	1	17	0	17	5	47	0	31	440
Sep 25	UTAH STATE	40	115	1	16	14	130	0	25	14-31-1	130	0	25	8	195	0	29	2	9	0	9	245
Oct 09	at Brigham Young	62	271	3	46	16	142	0	23	16-23-1	142	0	23	2	62	0	33	4	22	0	13	413
Oct 16	AIR FORCE	62	312	2	24	13	175	1	36	13-30-1	175	1	36	4	82	0	27	1	7	0	7	487
Oct 23	at New Mexico	31	109	0	18	15	193	2	26	15-36-1	193	2	26	2	59	0	40	1	6	0	6	302
Oct 30	at Wyoming	34	152	2	49	20	186	3	22	20-40-1	186	3	22	3	102	0	59	1	15	0	0	338
Nov 06	COLORADO STATE	34	27	0	13	22	266	1	31	22-41-1	266	1	31	5	122	0	37	0	0	0	0	293
Nov 13	at TCU	54	226	1	28	21	240	4	38	21-36-1	240	4	38	4	113	0	44	6	92	0	43	466
Nov 20	UTAH	35	138	3	42	21	362	2	57	21-34-0	362	2	57	5	137	0	47	2	14	0	2	500
Nov 27	UNLV	28	67	0	17	14	167	1	39	14-30-0	167	1	39	7	242	0	73	0	0	0	0	234
Opponents		470	1699	15	49	213	2518	17	68	213-412-9	2518	17	68	51	1329	0	73	26	255	0	43	4217
		398	1818	26	93	226	3564	26	90	226-403-14	3564	26	90	42	828	0	37	25	168	0	29	5382

Games played: 12  
 Avg per rush: 3.6  
 Avg per catch: 11.8  
 Pass efficiency: 112.28  
 Kick ret avg: 26.1  
 Punt ret avg: 9.8  
 All purpose avg/game: 493.4  
 Total offense avg/gm: 351.4

Date	Opponent	Tackles			tfl-yds	Sacks no-yds	Fumble		Pass Defense			Blkd kick	PAT Attempts				saf	pts	
		ua	a	total			ff	fr-yds	int-yds	qbh	brup		kick	rush	rcv				
Sep 04	NICHOLLS STATE	44	8	52	4.0-8	0.0-0	1	1-0	0-0	0	3	0	0-0	0	0	0	0	0	0
Sep 11	at New Mexico State	19	76	95	2.0-4	0.0-0	0	0-0	0-0	1	3	0	3-3	0	0	0	0	0	21
Sep 18	at Missouri	44	26	70	5.0-14	1.0-6	0	0-0	1-24	0	5	0	3-3	0	0	0	0	0	27
Sep 25	UTAH STATE	48	8	56	5.0-15	0.0-0	1	1-0	1-0	0	1	0	1-1	0	0	0	0	0	7
Oct 09	at Brigham Young	24	12	36	3.0-19	1.0-9	1	0-0	1-11	2	6	0	3-3	0	0	0	0	0	24
Oct 16	AIR FORCE	37	6	43	4.0-13	1.0-9	0	0-0	1-0	0	4	0	1-1	0	0	0	0	0	25
Oct 23	at New Mexico	38	42	80	6.0-12	0.0-0	1	1-0	1-25	1	2	0	2-2	0	0	0	0	0	20
Oct 30	at Wyoming	38	28	66	4.0-24	1.0-13	0	1-0	2-19	1	9	1	5-5	0	0	0	0	0	38
Nov 06	COLORADO STATE	44	20	64	5.0-13	1.0-4	3	3-91	2-0	0	1	0	1-1	0	0	0	0	0	19
Nov 13	at TCU	33	6	39	3.0-23	3.0-23	0	0-0	2-29	0	3	0	4-5	0	0	0	0	0	40
Nov 20	UTAH	47	6	53	2.0-14	1.0-11	1	0-0	3-12	0	0	1	5-5	0	0	0	0	0	38
Nov 27	UNLV	54	21	75	0.0-0	0.0-0	1	1-64	0-0	0	3	0	2-2	0	0	0	0	0	14
Opponents		470	259	729	43.0-159	9.0-75	9	8-155	14-120	5	40	2	30-31	0	0	0	0	0	273
		556	274	830	91.0-388	28.0-202	8	6-0	9-88	4	64	2	51-53	0	0	0	0	0	420

Date	Opponent	Punting										Field Goals			Kickoffs				
		no.	yds	avg	long	blkd	tb	fc	50+	i20	md-att	long	blkd	no.	yds	avg	tb	ob	
Sep 04	NICHOLLS STATE	7	295	42.1	50	0	0	0	1	1	0-2	0	1	1	64	64.0	0	0	
Sep 11	at New Mexico State	9	364	40.4	54	0	0	3	1	3	0-1	0	0	4	268	67.0	0	0	
Sep 18	at Missouri	8	363	45.4	58	0	1	1	1	3	2-2	38	0	6	413	68.8	2	0	
Sep 25	UTAH STATE	8	308	38.5	48	0	1	1	0	4	0-0	0	0	2	128	64.0	0	0	
Oct 09	at Brigham Young	4	147	36.8	51	0	1	0	1	0	1-1	29	0	5	330	66.0	2	1	
Oct 16	AIR FORCE	3	125	41.7	45	0	0	3	0	0	2-3	30	0	4	255	63.8	0	0	
Oct 23	at New Mexico	9	334	37.1	57	0	0	5	1	1	2-2	46	0	4	258	64.5	0	0	
Oct 30	at Wyoming	6	218	36.3	45	0	1	1	0	2	1-1	30	0	6	385	64.2	3	0	
Nov 06	COLORADO STATE	3	135	45.0	54	0	0	1	1	1	2-3	33	1	4	238	59.5	0	1	
Nov 13	at TCU	5	199	39.8	51	0	0	2	1	0	2-4	36	0	8	532	66.5	1	0	
Nov 20	UTAH	5	175	35.0	40	0	0	2	0	4	1-1	32	0	6	353	58.8	0	0	
Nov 27	UNLV	5	172	34.4	47	0	1	2	0	0	0-1	0	0	2	129	64.5	0	0	
Opponents		72	2835	39.4	58	0	5	21	7	19	13-21	46	2	52	3353	64.5	8	2	
		52	2285	43.9	89	2	6	14	16	15	17-22	53	0	80	5420	67.8	28	1	



**2010 SAN DIEGO STATE PARTICIPATION**

#	PLAYER	GP-GS	NICH	NMSU	MU	USU	BYU	AF	UNM	WY	CS	TC	UU	LV
26	ANDREWS, Marcus	12/1	XXX	XXX	XXX	XXX	XXX	XXX	XXX	XXX	XXX	XXX	XXX	START
44	ANDREWS, Rob	12/3	XXX	XXX	XXX	XXX	XXX	XXX	XXX	XXX	XXX	START	START	START
49	AUTELE, J.J.	12/-	XXX	XXX	XXX	XXX	XXX	XXX	XXX	XXX	XXX	XXX	XXX	XXX
54	BARKSDALE, Deme	12/-	XXX	XXX	XXX	XXX	XXX	XXX	XXX	XXX	XXX	XXX	XXX	XXX
20	BERHE, Nat	11/1	XXX	XXX	XXX	XXX	XXX	START	XXX	...	XXX	XXX	XXX	XXX
12	BERNARDS, Jake	2/-	XXX	...	...	...	...	...	...	...	...	...	...	XXX
58	BREWER, Aaron	12/-	XXX	XXX	XXX	XXX	XXX	XXX	XXX	XXX	XXX	XXX	XXX	XXX
30	BROWN, Davon	12/2	START	START	XXX	XXX	XXX	XXX	XXX	XXX	XXX	XXX	XXX	XXX
80	BROWN, Vincent	12/11	START	START	START	START	XXX	START	START	START	START	START	START	START
9	BURRIS, Miles	12/12	START	START	START	START	START	START	START	START	START	START	START	START
11	DAVIS, Brandon	11/10	START	START	START	START	START	XXX	START	START	START	START	START	...
17	DEAKIN, Doug	12/-	XXX	XXX	XXX	XXX	XXX	XXX	XXX	XXX	XXX	XXX	XXX	XXX
84	DENSO, Dylan	12/-	XXX	XXX	XXX	XXX	XXX	XXX	XXX	XXX	XXX	XXX	XXX	XXX
60	DRAHEIM, Tommie	12/12	START	START	START	START	START	START	START	START	START	START	START	START
46	DRIVER, Jacob	4/-	XXX	...	...	XXX	...	...	...	...	...	...	XXX	XXX
68	EMBERNATE, Nik	12/12	START	START	START	START	START	START	START	START	START	START	START	START
88	ESCOBAR, Gavin	12/11	XXX	START	START	START	START	START	START	START	START	START	START	START
73	FARR, Kellen	12/-	XXX	XXX	XXX	XXX	XXX	XXX	XXX	XXX	XXX	XXX	XXX	XXX
56	FELY, Jake	3/-	XXX	XXX	XXX	...	...	...	...	...	...	...	...	...
93	GIBBS, Larry	6/-	XXX	...	...	XXX	...	...	...	...	XXX	XXX	XXX	XXX
0B	GORDERT, Chris	1/-	...	...	...	XXX	...	...	...	...	...	...	...	...
65	GORDON, Japheth	2/-	XXX	...	...	...	...	...	...	...	...	...	...	XXX
75	GRASSILLI, Leo	2/-	XXX	...	...	...	...	...	...	...	...	...	...	XXX
79	GUNTHER, Kurtis	12/12	START	START	START	START	START	START	START	START	START	START	START	START
37	HARRIS, Vaness	4/-	...	...	...	...	...	XXX	...	...	...	XXX	XXX	XXX
5	HEMMINGS, Dey J	2/-	XXX	XXX	...	...	...	...	...	...	...	...	...	...
13	HILLMAN, Ronnie	12/8	XXX	XXX	XXX	START	START	START	START	START	START	START	XXX	START
4	HORN, Romeo	3/-	XXX	XXX	XXX	...	...	...	...	...	...	...	...	...
50	IOSEFA, Trask	12/12	START	START	START	START	START	START	START	START	START	START	START	START
71	JOHNSON, Alec	12/12	START	START	START	START	START	START	START	START	START	START	START	START
34	KAZEE, Walter	9/1	XXX	XXX	START	XXX	...	...	...	XXX	XXX	XXX	XXX	XXX
31	KETCHUM, Logan	12/12	START	START	START	START	START	START	START	START	START	START	START	START
99	LAWSON, Ernie	12/12	START	START	START	START	START	START	START	START	START	START	START	START
6	LEMON, Gabe	9/-	XXX	...	...	XXX	...	XXX	XXX	XXX	XXX	XXX	XXX	XXX
3	LEWIS, Darryn	12/11	START	START	START	START	START	XXX	START	START	START	START	START	START
14	LINDLEY, Ryan	12/12	START	START	START	START	START	START	START	START	START	START	START	START
24	LOCKETT, Colin	10/-	XXX	...	...	XXX	XXX	XXX	XXX	XXX	XXX	XXX	XXX	XXX
94	LONG, Jerome	12/9	START	START	START	XXX	XXX	XXX	START	START	START	START	START	START
74	MATAMUA, Mike	3/-	XXX	XXX	...	XXX	...	...	...	...	...	...	...	...
2	MCFADDEN, Leon	12/12	START	START	START	START	START	START	START	START	START	START	START	START
51	MILLER, Jimmy	2/-	XXX	...	...	...	...	...	...	...	...	...	...	XXX
10	O'BRIEN, Josh	12/-	XXX	XXX	XXX	XXX	XXX	XXX	XXX	XXX	XXX	XXX	XXX	XXX
9A	PARKER, Larry	11/-	XXX	XXX	XXX	...	XXX	XXX	XXX	XXX	XXX	XXX	XXX	XXX
38	PEREZ, Abel	12/-	XXX	XXX	XXX	XXX	XXX	XXX	XXX	XXX	XXX	XXX	XXX	XXX
15	PEREZ, Jose	11/10	START	START	START	START	START	START	START	START	START	START	...	XXX
22	PRESTON, Andrew	12/11	START	START	START	START	START	XXX	START	START	START	START	START	START
87	QUIGLEY, Bryce	10/2	...	...	XXX	XXX	START	XXX	XXX	START	XXX	XXX	XXX	XXX
53	RIVERA, Emilio	1/-	...	...	...	...	...	...	...	...	...	...	...	XXX
70	ROMAN, Juan	1/-	XXX	...	...	...	...	...	...	...	...	...	...	...
1B	RUSSELL, Marcus	1/-	...	...	...	...	...	...	...	...	...	...	...	XXX
1	SAMPSON, DeMarc	12/12	START	START	START	START	START	START	START	START	START	START	START	START
18	SANDIFER, Domin	12/5	START	START	XXX	XXX	XXX	XXX	START	XXX	START	XXX	START	XXX
29	SHIELDS, Bryan	3/-	XXX	...	...	...	XXX	...	...	...	...	...	...	XXX
85	SHIELDS, D.J.	12/3	XXX	XXX	START	START	START	XXX	XXX	XXX	XXX	XXX	XXX	XXX
33	SHUMATE, Colin	10/-	XXX	...	XXX	XXX	XXX	XXX	XXX	XXX	XXX	XXX	...	XXX
39	SILUANO, Rene	11/-	XXX	XXX	XXX	XXX	XXX	XXX	XXX	XXX	XXX	XXX	...	XXX
55	SPENCER, Neil	12/3	XXX	XXX	XXX	START	START	START	XXX	XXX	XXX	XXX	XXX	XXX
4A	STAHOVICH, Bria	11/-	XXX	XXX	XXX	XXX	XXX	XXX	XXX	XXX	XXX	XXX	XXX	...
41	STEVENS, Khalid	12/1	XXX	XXX	XXX	XXX	XXX	START	XXX	XXX	XXX	XXX	XXX	XXX
23	SULLIVAN, Brand	12/4	XXX	XXX	XXX	XXX	XXX	START	XXX	XXX	XXX	START	START	START
47	TAUANUU, Jacob	12/7	XXX	XXX	XXX	XXX	XXX	START	START	START	START	START	START	START
36	TENHAEFF, Nick	12/1	XXX	XXX	XXX	XXX	XXX	START	XXX	XXX	XXX	XXX	XXX	XXX
59	THOMAS, Jordan	12/-	XXX	XXX	XXX	XXX	XXX	XXX	XXX	XXX	XXX	XXX	XXX	XXX
91	TRUJILLO, Frede	7/-	XXX	...	...	XXX	...	...	XXX	...	XXX	XXX	XXX	XXX
7	UMUOLO, Alston	2/1	START	XXX	...	...	...	...	...	...	...	...	...	...
2A	WADE, Josh	12/2	XXX	XXX	XXX	XXX	XXX	XXX	XXX	XXX	XXX	XXX	START	START
90	WILLIAMS, B.J.	9/5	START	START	START	START	START	XXX	XXX	XXX	XXX	...	...	...
3B	WILLIAMS, Ross	2/-	XXX	...	...	...	...	...	...	...	...	...	...	XXX
52	YARBROUGH, Marc	9/9	START	START	START	START	START	START	START	START	START	...	...	...
40	YOUNG, Chad	11/-	XXX	XXX	XXX	XXX	XXX	XXX	XXX	...	XXX	XXX	XXX	XXX

## 2010 SAN DIEGO STATE SEASON/CAREER STATS

SEASON										CAREER								
<b>Rushing</b>																		
gp	att	gain	loss	net	avg	td	lg	avg/g		gp	att	gain	loss	net	avg	td	lg	avg/g
HILLMAN, Ronnie	12	234	1370	66	1304	5.6	14	93	108.7	12	234	1370	66	1304	5.6	14	93	108.7
KAZEE, Walter	9	60	285	6	279	4.7	3	46	31.0	20	146	666	16	650	4.5	5	61	32.5
BROWN, Davon	12	30	151	7	144	4.8	2	44	12.0	38	59	224	28	196	3.3	3	44	5.2
SULLIVAN, Brand	12	40	126	2	124	3.1	7	12	10.3	41	300	1157	70	1087	3.6	14	28	26.5
DEAKIN, Doug	12	1	13	0	13	13.0	0	13	1.1	23	1	13	0	13	13.0	0	13	0.6
SAMPSON, DeMarc	12	4	14	3	11	2.8	0	10	0.9	47	8	24	15	9	1.1	0	10	0.2
YOUNG, Chad	11	1	1	0	1	1.0	0	1	0.1	11	1	1	0	1	1.0	0	1	0.1
TEAM	11	10	0	19	-19	-1.9	0	0	-1.7									
LINDLEY, Ryan	12	18	42	81	-39	-2.2	0	9	-3.2	35	71	94	326	-232	-3.3	2	15	-6.6
Total	12	398	202	184	1818	4.6	26	93	151.5									
Opponents	12	470	2121	422	1699	3.6	15	49	141.6									
<b>Passing</b>																		
gp	effic	comp-att-int	pct	yds	td	lg	avg/g			gp	effic	comp-att-int	pct	yds	td	lg	avg/g	
LINDLEY, Ryan	12	146.06	225-398-14	56.5	3554	26	90	296.2		35	128.40	706-1262-39	55.9	9261	65	90	264.6	
TEAM	11	0.00	0-3-0	0.0	0	0	0	0.0										
BROWN, Davon	12	0.00	0-1-0	0.0	0	0	0	0.0		38	303.20	1-2-0	50.0	21	1	21	0.6	
BERNARDS, Jake	2	184.00	1-1-0	100.0	10	0	10	5.0		2	184.00	1-1-0	100.0	10	0	10	5.0	
Total	12	144.71	226-403-14	56.1	3564	26	90	297.0										
Opponents	12	112.28	213-412-9	51.7	2518	17	68	209.8										
<b>Receiving</b>																		
gp	no.	yds	avg	td	lg	avg/g				gp	no.	yds	avg	td	lg	avg/g		
SAMPSON, DeMarc	12	65	1175	18.1	8	71	97.9			47	144	2197	15.3	18	71	46.7		
BROWN, Vincent	12	61	1187	19.5	9	90	98.9			43	201	2945	14.7	22	90	68.5		
ESCOBAR, Gavin	12	26	299	11.5	4	45	24.9			12	26	299	11.5	4	45	24.9		
SULLIVAN, Brand	12	25	375	15.0	3	57	31.2			41	80	816	10.2	5	57	19.9		
SANDIFER, Domin	12	22	253	11.5	0	29	21.1			22	48	551	11.5	2	33	25.0		
HILLMAN, Ronnie	12	7	52	7.4	0	20	4.3			12	7	52	7.4	0	20	4.3		
QUIGLEY, Bryce	10	5	66	13.2	1	28	6.6			10	5	66	13.2	1	28	6.6		
DENSO, Dylan	12	3	31	10.3	0	12	2.6			12	3	31	10.3	0	12	2.6		
BROWN, Davon	12	3	30	10.0	0	14	2.5			38	6	78	13.0	0	36	2.1		
UMUOLO, Alston	2	3	19	6.3	0	11	9.5			35	45	439	9.8	4	60	12.5		
KAZEE, Walter	9	2	38	19.0	0	28	4.2			20	11	102	9.3	0	28	5.1		
SHIELDS, D.J.	12	2	29	14.5	1	15	2.4			24	13	138	10.6	1	28	5.8		
O'BRIEN, Josh	12	1	10	10.0	0	10	0.8			14	1	10	10.0	0	10	0.7		
JOHNSON, Alec	12	1	0	0.0	0	0	0.0			17	1	0	0.0	0	0	0.0		
Total	12	226	3564	15.8	26	90	297.0											
Opponents	12	213	2518	11.8	17	68	209.8											
<b>Total Offense</b>																		
g	plays	rush	pass	total	avg/g					g	plays	rush	pass	total	avg/g			
LINDLEY, Ryan	12	416	-39	3554	3515	292.9				35	1333	-232	9261	9029	258.0			
HILLMAN, Ronnie	12	234	1304	0	1304	108.7				12	234	1304	0	1304	108.7			
KAZEE, Walter	9	60	279	0	279	31.0				20	146	650	0	650	32.5			
BROWN, Davon	12	31	144	0	144	12.0				38	61	196	21	217	5.7			
SULLIVAN, Brand	12	40	124	0	124	10.3				41	300	1087	0	1087	26.5			
DEAKIN, Doug	12	1	13	0	13	1.1				23	1	13	0	13	0.6			
SAMPSON, DeMarc	12	4	11	0	11	0.9				47	8	9	0	9	0.2			
BERNARDS, Jake	2	1	0	10	10	5.0				2	1	0	10	10	5.0			
YOUNG, Chad	11	1	1	0	1	0.1				11	1	1	0	1	0.1			
TEAM	11	13	-19	0	-19	-1.7												
Total	12	801	1818	3564	5382	448.5												
Opponents	12	882	1699	2518	4217	351.4												

# 2010 SAN DIEGO STATE SEASON/CAREER STATS

Scoring	SEASON						CAREER								
	td	fg	kick	PAT		pts	td	fg	kick	PAT		pts			
				rush	rcv	pass	dxp	saf		rush	rcv	pass	dxp	saf	pts
PEREZ, Abel	-	17-22	49-51	-	-	-	-	-	100	-	17-22	49-51	-	-	100
HILLMAN, Ronnie	14	-	-	-	-	-	-	-	84	14	-	-	-	-	84
SULLIVAN, Brand	10	-	-	-	-	-	-	-	60	19	-	-	-	-	114
BROWN, Vincent	9	-	-	-	-	-	-	-	54	22	-	-	-	-	132
SAMPSON, DeMarc	8	-	-	-	-	-	-	-	48	18	-	-	-	-	108
ESCOBAR, Gavin	4	-	-	-	-	-	-	-	24	4	-	-	-	-	24
KAZEE, Walter	3	-	-	-	-	-	-	-	18	5	-	-	-	-	30
BROWN, Davon	2	-	-	-	-	-	-	-	12	3	-	-	-	-	18
LONG, Jerome	1	-	-	-	-	-	-	-	6	1	-	-	-	-	6
QUIGLEY, Bryce	1	-	-	-	-	-	-	-	6	1	-	-	-	-	6
SHIELDS, D.J.	1	-	-	-	-	-	-	-	6	1	-	-	-	-	6
SHIELDS, Bryan	-	-	2-2	-	-	-	-	-	2	-	-	2-2	-	-	2
Total	53	17-22	51-53	-	-	-	-	-	420						
Opponents	34	13-21	30-31	0-1	-	0-2	-	-	273						

Punt Returns	no.	yds	avg	td	lg	no.	yds	avg	td	lg
PARKER, Larry	16	116	7.2	0	29	16	116	7.2	0	29
MCFADDEN, Leon	5	46	9.2	0	23	5	46	9.2	0	23
SANDIFER, Domin	3	6	2.0	0	6	3	6	2.0	0	6
TEAM	1	0	0.0	0	0					
Total	25	168	6.7	0	29					
Opponents	26	255	9.8	0	43					

Kick Returns	no.	yds	avg	td	lg	no.	yds	avg	td	lg
DAVIS, Brandon	22	490	22.3	0	37	25	543	21.7	0	37
BROWN, Davon	16	271	16.9	0	25	31	553	17.8	0	46
SANDIFER, Domin	2	25	12.5	0	21	2	25	12.5	0	21
KAZEE, Walter	2	42	21.0	0	24	7	127	18.1	0	25
Total	42	828	19.7	0	37					
Opponents	51	1329	26.1	0	73					

Interceptions	no.	yds	avg	td	lg	no.	yds	avg	td	lg
LEWIS, Darryn	2	27	13.5	0	23	2	27	13.5	0	23
MCFADDEN, Leon	2	0	0.0	0	0	3	39	13.0	0	39
PRESTON, Andrew	2	51	25.5	0	29	2	51	25.5	0	29
WADE, Josh	1	0	0.0	0	0	1	0	0.0	0	0
LEMON, Gabe	1	0	0.0	0	0	1	0	0.0	0	0
BERHE, Nat	1	10	10.0	0	10	1	10	10.0	0	10
Total	9	88	9.8	0	29					
Opponents	14	120	8.6	0	29					

Fumble Returns	no.	yds	avg	td	lg	no.	yds	avg	td	lg
LONG, Jerome	0	0	0.0	1	0	0	0	0.0	1	0
Total	0	0	0.0	1	0					
Opponents	3	155	51.7	2	88					

**2010 SAN DIEGO STATE SEASON/CAREER STATS**

All Purpose	SEASON								CAREER							
	g	rush	rcv	pr	kr	ir	total	avg/g	g	rush	rcv	pr	kr	ir	total	avg/g
HILLMAN, Ronni	12	1304	52	0	0	0	1356	113.0	12	1304	52	0	0	0	1356	113.0
BROWN, Vincent	12	0	1187	0	0	0	1187	98.9	43	47	2945	46	767	0	3805	88.5
SAMPSON, DeM	12	11	1175	0	0	0	1186	98.8	47	9	2197	2	110	0	2318	49.3
SULLIVAN, Bran	12	124	375	0	0	0	499	41.6	41	1087	816	0	66	0	1969	48.0
DAVIS, Brandon	11	0	0	0	490	0	490	44.5	33	5	0	0	543	0	548	16.6
BROWN, Davon	12	144	30	0	271	0	445	37.1	38	196	78	0	553	0	827	21.8
KAZEE, Walter	9	279	38	0	42	0	359	39.9	20	650	102	0	127	0	879	44.0
ESCOBAR, Gavi	12	0	299	0	0	0	299	24.9	12	0	299	0	0	0	299	24.9
SANDIFER, Dom	12	0	253	6	25	0	284	23.7	22	0	551	6	25	0	582	26.5
PARKER, Larry	11	0	0	116	0	0	116	10.5	23	0	0	116	0	0	116	5.0
QUIGLEY, Bryce	10	0	66	0	0	0	66	6.6	10	0	66	0	0	0	66	6.6
PRESTON, Andr	12	0	0	0	0	51	51	4.2	47	0	0	0	0	51	51	1.1
MCFADDEN, Le	12	0	0	46	0	0	46	3.8	24	0	0	46	0	39	85	3.5
DENSO, Dylan	12	0	31	0	0	0	31	2.6	12	0	31	0	0	0	31	2.6
SHIELDS, D.J.	12	0	29	0	0	0	29	2.4	24	0	138	0	0	0	138	5.8
LEWIS, Darryn	12	0	0	0	0	27	27	2.2	32	0	0	0	0	27	27	0.8
UMUOLO, Alston	2	0	19	0	0	0	19	9.5	35	10	439	0	0	0	449	12.8
DEAKIN, Doug	12	13	0	0	0	0	13	1.1	23	13	0	0	0	0	13	0.6
BERHE, Nat	11	0	0	0	0	10	10	0.9	11	0	0	0	0	10	10	0.9
O'BRIEN, Josh	12	0	10	0	0	0	10	0.8	14	0	10	0	0	0	10	0.7
YOUNG, Chad	11	1	0	0	0	0	1	0.1	11	1	0	0	0	0	1	0.1
TEAM	11	-19	0	0	0	0	-19	-1.7								
LINDLEY, Ryan	12	-39	0	0	0	0	-39	-3.2	35	-232	0	0	0	0	-232	-6.6
Total	12	1818	3564	168	828	88	6466	538.8								
Opponents	12	1699	2518	255	1329	120	5921	493.4								

Field Goals	att	good	long	blkd	att	good	long	blkd
PEREZ, Abel	22	17	53	0	22	17	53	0
Total	22	17	53	0				
Opponents	21	13	46	2				

Punting	no.	yds	avg	lg	blk	no.	yds	avg	lg	blk
STAHOVICH, Bria	50	2285	45.7	89	1	182	7766	42.7	89	2
TEAM	2	0	0.0	0	1					
Total	52	2285	43.9	89	2					
Opponents	72	2835	39.4	58	0					

Kickoffs	no.	yds	avg	tb	ob	no.	yds	avg	tb	ob
PEREZ, Abel	80	5420	67.8	28	1	80	5420	67.8	28	1
Total	80	5420	67.8	28	1					
Opponents	52	3353	64.5	8	2					



## 2010 GAME-BY-GAME STARTERS

### OFFENSIVE STARTERS - 17 PLAYERS

Position	Nicholls St.	NMSU	Mizzou	Utah State	BYU	Air Force	New Mexico	Wyoming	Colorado St.	TCU	Utah	UNLV
LT	Draheim	Draheim	Drahiem	Drahiem	Drahiem	Drahiem	Draheim	Draheim	Draheim	Draheim	Draheim	Draheim
LG	Johnson	Johnson	Johnson	Johnson	Johnson	Johnson	Johnson	Johnson	Johnson	Johnson	Johnson	Johnson
C	Iosefa	Iosefa	Iosefa	Iosefa	Iosefa	Iosefa	Iosefa	Iosefa	Iosefa	Iosefa	Iosefa	Iosefa
RG	Embernate	Embernate	Embernate	Embernate	Embernate	Embernate	Embernate	Embernate	Embernate	Embernate	Embernate	Embernate
RT	Gunther	Gunther	Gunther	Gunther	Gunther	Gunther	Gunther	Gunther	Gunther	Gunther	Gunther	Gunther
TE	Umuolo	Escobar	Escobar	Escobar	Escobar	Escobar	Escobar	Escobar	Escobar	Escobar	Escobar	Escobar
WR/TE	V. Brown	V. Brown	V. Brown	V. Brown	Quigley	V. Brown	V. Brown	V. Brown	V. Brown	V. Brown	V. Brown	V. Brown
WR	Sampson	Sampson	Sampson	Sampson	Sampson	Sampson	Sampson	Sampson	Sampson	Sampson	Sampson	Sampson
WR/TE/RB	Sandifer	Sandifer	D.J. Shields	D.J. Shields	D.J. Shields	Sullivan	Sandifer	Quigley	Sandifer	Sullivan	Sullivan	Sullivan
RB	D. Brown	D. Brown	Kazee	Hillman	Hillman	Hillman	Hillman	Hillman	Hillman	Hillman	Hillman	Hillman
QB	Lindley	Lindley	Lindley	Lindley	Lindley	Lindley	Lindley	Lindley	Lindley	Lindley	Lindley	Lindley

### DEFENSIVE STARTERS - 17 PLAYERS

Position	Nicholls St.	NMSU	Mizzou	Utah State	BYU	Air Force	New Mexico	Wyoming	Colorado St.	TCU	Utah	UNLV
DE	Lawson	Lawson	Lawson	Lawson	Lawson	Lawson	Lawson	Lawson	Lawson	Lawson	Lawson	Lawson
DT	Long	Long	Long	Spencer	Spencer	Spencer	Long	Long	Long	Long	Long	Long
DE	B.J. Williams	B.J. Williams	B.J. Williams	B.J. Williams	B.J. Williams	Tauanuu	Tauanuu	Tauanuu	Tauanuu	Tauanuu	Tauanuu	Tauanuu
LB	Ketchum	Ketchum	Ketchum	Ketchum	Ketchum	Ketchum	Ketchum	Ketchum	Ketchum	Ketchum	Ketchum	Ketchum
MLB	Yarbrough	Yarbrough	Yarbrough	Yarbrough	Yarbrough	Yarbrough	Yarbrough	Yarbrough	Yarbrough	R. Andrews	R. Andrews	R. Andrews
LB	Burris	Burris	Burris	Burris	Burris	Burris	Burris	Burris	Burris	Burris	Burris	Burris
CB	McFadden	McFadden	McFadden	McFadden	McFadden	McFadden	McFadden	McFadden	McFadden	McFadden	McFadden	McFadden
WAR/LB	Lewis	Lewis	Lewis	Lewis	Lewis	Tenhaeff	Lewis	Lewis	Lewis	Lewis	Lewis	Lewis
AZTEC	Preston	Preston	Preston	Preston	Preston	Stevens	Preston	Preston	Preston	Preston	Preston	Preston
WAR	Davis	Davis	Davis	Davis	Davis	Berhe	Davis	Davis	Davis	Davis	Davis	M. Andrews
CB	J. Perez	J. Perez	J. Perez	J. Perez	J. Perez	J. Perez	J. Perez	J. Perez	J. Perez	J. Perez	Wade	Wade

### SPECIALISTS STARTERS

Position	Nicholls St.	NMSU	Mizzou	Utah State	BYU	Air Force	New Mexico	Wyoming	Colorado St.	TCU	Utah	UNLV
KO	A. Perez	A. Perez	A. Perez	A. Perez	A. Perez	A. Perez	A. Perez	A. Perez	A. Perez	A. Perez	A. Perez	A. Perez
PK	A. Perez	A. Perez	A. Perez	A. Perez	A. Perez	A. Perez	A. Perez	A. Perez	A. Perez	A. Perez	A. Perez	A. Perez
Holder	Deakin	Deakin	Deakin	Deakin	Deakin	Deakin	Deakin	Deakin	Deakin	Deakin	Deakin	Deakin
Punter	Stahovich	Stahovich	Stahovich	Stahovich	Stahovich	Stahovich	Stahovich	Stahovich	Stahovich	Stahovich	Stahovich	Stahovich
LS	Brewer	Brewer	Brewer	Brewer	Brewer	Brewer	Brewer	Brewer	Brewer	Brewer	Brewer	Brewer
KO Return	D. Brown	D. Brown	D. Brown	D. Brown	D. Brown	D. Brown	D. Brown	D. Brown	D. Brown	D. Brown	D. Brown	D. Brown
	Davis	Davis	Davis	Davis	Davis	Davis	Davis	Davis	Davis	Davis	Davis	W. Kazee
PR	Parker	Parker	Parker	Sandifer	Parker	Parker	Parker	Parker	Parker	Parker	Parker	Parker

### MISCELLANEOUS

Game	Coin Toss	KO/Receive	1st Off. Play	1st Off. Poss.	1st Def. Poss.	Game Time	Game Length	Jersey	Pants	Result
Nicholls State	NSU won, rec.	Kickoff	Incomplete pass	Punt	Punt	5:06 PT	2:58	Black	Black	W, 47-0
at New Mexico State	NMSU won, rec	Kickoff	Incomplete pass	Downs	Missed FG	6:07 MT	3:25	White	Black	W, 41-21
at No. 25 Missouri	SDSU won, def.	Kickoff	Brown f/ Lindley	Touchdown	Touchdown	6:07 CT	3:20	White	Black	L, 24-27
Utah State	SDSU won, def.	Kickoff	Hillman rush	Touchdown	Punt	5:06 PT	2:58	Black	Black	W, 41-7
at Brigham Young	BYU won, def.	Receive	Hillman rush	Punt	Touchdown	4:06 MT	3:04	White	Black	L, 21-24
No. 23 Air Force	SDSU won, def.	Kickoff	Hillman rush	TO-Intercepted	TO-Intercepted	5:04 PT	3:41	Black	Black	W, 27-25
at New Mexico	SDSU won, def.	Kickoff	Hillman rush	Touchdown	Punt	8:06 MT	3:09	White	Black	W, 30-20
at Wyoming	SDSU won, def.	Kickoff	Hillman rush	Intercepted	Punt	12:06 MT	3:17	White	Black	W, 48-38
Colorado State	CSU won, rec.	Kickoff	Hillman rush	Punt	Field Goal	7:06 MT	3:04	Black	Black	W, 24-19
at No. 3 TCU	SDSU won, def.	Kickoff	Hillman rush	Touchdown	Punt	3:06 CT	3:12	White	Black	L, 35-40
UNLV	SDSU won, def.	Kickoff	Brown f/ Lindley	Touchdown	Down	5:06 PT	3:00	Black	Black	W, 48-14

# 2010 MISCELLANEOUS STATISTICS

## SAN DIEGO STATE SCORING DRIVES

Opponent	Qtr.	Score	Player	Play	Pl.	Yds.	TOP
Nicholls State	2	TD	Davon Brown	6-yard run	9	77	4:30
Nicholls State	2	TD	DeMarco Sampson	71-yard pass f/Lindley	1	71	0:09
Nicholls State	2	TD	DeMarco Sampson	18-yard pass f/Lindley	6	54	2:19
Nicholls State	3	TD	Davon Brown	21-yard run	6	68	2:16
Nicholls State	3	FG	Abel Perez	44-yard field goal	7	48	2:44
Nicholls State	4	FG	Abel Perez	27-yard field goal	10	48	4:38
Nicholls State	4	TD	Walter Kazee	46-yard run	2	47	0:51
Nicholls State	4	TD	Ronnie Hillman	6-yard run	5	21	2:37
New Mexico St.	1	FG	Abel Perez	25-yard field goal	5	57	1:09
New Mexico St.	2	FG	Abel Perez	32-yard field goal	9	30	3:43
New Mexico St.	2	TD	Gavin Escobar	14-yard pass f/Lindley	9	59	4:20
New Mexico St.	3	TD	Ronnie Hillman	44-yard run	4	59	1:27
New Mexico St.	3	TD	Ronnie Hillman	4-yard run	5	74	2:05
New Mexico St.	4	TD	Ronnie Hillman	2-yard run	6	81	2:47
New Mexico St.	4	TD	Ronnie Hillman	1-yard run	3	13	1:22
Missouri	1	TD	Walter Kazee	11-yard run	10	80	4:10
Missouri	2	TD	Ronnie Hillman	75-yard run	3	79	0:35
Missouri	4	TD	Ronnie Hillman	93-yard run	2	94	0:56
Missouri	4	FG	Abel Perez	25-yard field goal	6	37	2:51
Utah State	1	TD	Ronnie Hillman	1-yard run	10	58	4:58
Utah State	1	TD	Walter Kazee	5-yard run	4	59	1:21
Utah State	1	TD	Bryce Quigley	28-yard pass f/Lindley	7	70	2:38
Utah State	2	TD	Vincent Brown	65-yard pass f/Lindley	6	97	2:58
Utah State	3	TD	Vincent Brown	82-yard pass f/Lindley	2	80	1:01
Utah State	3	FG	Abel Perez	20-yard field goal	10	45	4:42
Utah State	4	FG	Abel Perez	37-yard field goal	8	26	4:54
Brigham Young	2	TD	Vincent Brown	36-yard pass f/Lindley	2	52	0:31
Brigham Young	3	TD	Gavin Escobar	1-yard pass f/Lindley	8	83	2:29
Brigham Young	4	TD	Brandon Sullivan	4-yard pass f/Lindley	6	59	2:31
Air Force	2	TD	Ronnie Hillman	65-yard run	3	77	1:08
Air Force	2	FG	Abel Perez	23-yard field goal	7	69	0:44
Air Force	3	TD	Gavin Escobar	8-yard pass f/Lindley	9	66	4:03
Air Force	4	FG	Abel Perez	27-yard field goal	12	60	5:36
Air Force	4	TD	Ronnie Hillman	44-yard run	1	44	0:08
New Mexico	1	TD	Ronnie Hillman	11-yard run	10	64	4:29
New Mexico	2	FG	Abel Perez	36-yard field goal	9	42	3:16
New Mexico	2	TD	DeMarco Sampson	40-yard pass f/Lindley	1	40	0:05
New Mexico	3	FG	Abel Perez	30-yard field goal	9	48	3:22
New Mexico	3	TD	DeMarco Sampson	32-yard pass f/Lindley	6	63	2:26
New Mexico	4	FG	Abel Perez	31-yard field goal	9	24	4:00
Wyoming	1	FG	Abel Perez	21-yard field goal	7	40	2:44
Wyoming	2	FG	Abel Perez	28-yard field goal	7	69	1:47
Wyoming	2	TD	DeMarco Sampson	56-yard pass f/Lindley	5	80	1:39
Wyoming	2	TD	D.J. Shields	14-yard pass f/Lindley	9	80	3:11
Wyoming	3	TD	Brandon Sullivan	1-yard run	6	20	2:07
Wyoming	4	TD	Brandon Sullivan	1-yard run	10	71	4:26
Wyoming	4	TD	Brandon Sullivan	1-yard run	3	4	0:51
Wyoming	4	TD	DeMarco Sampson	59-yard pass	5	80	2:36
Colorado State	2	TD	Brandon Sullivan	1-yard run	11	60	4:26
Colorado State	3	FG	Abel Perez	31-yard field goal	7	58	3:04
Colorado State	3	TD	Ronnie Hillman	26-yard run	5	56	2:24
Colorado State	4	TD	Brandon Sullivan	9-yard pass	12	80	6:49
TCU	1	TD	Brandon Sullivan	1-yard run	3	54	0:59
TCU	1	TD	Jerome Long	0-yard fumble return			no drive
TCU	3	TD	Brandon Sullivan	1-yard run	6	76	2:12
TCU	4	TD	Vincent Brown	33-yard pass f/Lindley	6	88	2:22
TCU	4	TD	Vincent Brown	35-yard pass f/Lindley	1	35	0:08
Utah	1	TD	Vincent Brown	10-yard pass f/Lindley	8	74	1:59
Utah	1	TD	Vincent Brown	11-yard pass f/Lindley	11	98	5:51
Utah	2	TD	Ronnie Hillman	5-yard run	4	79	1:17
Utah	2	TD	Gavin Escobar	14-yard pass f/Lindley	14	86	6:19
Utah	3	TD	Vincent Brown	90-yard pass f/Lindley	3	90	0:49
UNLV	1	TD	Brandon Sullivan	17-yard pass f/Lindley	5	61	1:38
UNLV	1	TD	Brandon Sullivan	1-yard run	8	73	2:32
UNLV	1	FG	Abel Perez	42-yard field goal	8	33	3:03
UNLV	2	TD	DeMarco Sampson	41-yard pass f/Lindley	7	80	3:16
UNLV	2	TD	DeMarco Sampson	50-yard pass f/Lindley	3	68	0:24
UNLV	3	TD	Vincent Brown	3-yard pass f/Lindley	9	69	3:01
UNLV	3	FG	Abel Perez	53-yard field goal	5	17	1:13
UNLV	3	TD	Ronnie Hillman	10-yard run	7	60	3:39

## SAN DIEGO STATE POSSESSIONS

Game	Poss.	TD	FG	MFG	Punt	TO	Clock	Downs	3&Out*	PPP
Nicholls State	12	6	2	1	1	1	1	0	1	3.92
New Mexico State	16	5	2	2	4	0	1	2	3	2.56
Missouri	17	3	1	0	10	1	1	1	6	1.41
Utah State	12	5	2	0	3	1	1	0	2	3.42
Brigham Young	11	3	0	1	6	1	0	0	6	1.91
Air Force	12	3	2	1	4	1	1	0	3	2.25
New Mexico	15	3	3	0	7	1	1	0	4	2.00
Wyoming	13	6	2	0	2	2	1	0	4	3.69
Colorado State	13	3	1	0	3	5	1	0	3	1.85
TCU	16	4	0	0	9	2	1	0	12	1.75
Utah	11	5	0	0	3	3	0	0	2	3.09
UNLV	12	6	2	0	0	1	1	2	0	4.00
<b>Totals</b>	<b>160</b>	<b>52</b>	<b>17</b>	<b>5</b>	<b>52</b>	<b>19</b>	<b>10</b>	<b>5</b>	<b>46</b>	

## OPPONENT SCORING DRIVES

Game	Qtr.	Score	Player	Play	Pl.	Yds.	TOP
New Mexico St.	1	TD	Kenny Turner	18-yard run	4	40	2:12
New Mexico St.	3	TD	Marcus Allen	58-yard pass f/Christian	1	58	0:11
New Mexico St.	4	TD	Todd Lee	16-yard pass f/Christian	3	60	0:53
Missouri	1	TD	De'Vion Moore	17-yard run	9	80	3:16
Missouri	1	FG	Grant Ressel	34-yard field goal	7	20	2:08
Missouri	2	TD	Blaine Gabbert	11-yard run	8	78	2:01
Missouri	3	FG	Grant Ressel	38-yard field goal	12	75	4:56
Missouri	4	TD	T.J. Moe	68-yard pass f/Gabbert	2	88	0:31
Utah State	3	TD	Derrvin Speight	7-yard run	5	17	1:08
Brigham Young	1	TD	JJ DiLuigi	3-yard run	19	78	8:28
Brigham Young	1	TD	Bryan Kariya	2-yard run	5	24	2:40
Brigham Young	3	FG	Mitch Payne	29-yard field goal	8	38	4:13
Brigham Young	4	TD	Bryan Kariya	1-yard run	9	67	4:51
Air Force	2	FG	Erik Soderberg	25-yard field goal	11	62	4:47
Air Force	2	FG	Erik Soderberg	30-yard field goal	9	54	2:09
Air Force	3	TD	Asher Clark	20-yard run	10	73	4:25
Air Force	4	TD	Nathan Walker	4-yard run	16	80	6:51
Air Force	4	TD	Chaz Demerath	7-yard pass f/Jefferson	11	65	1:42
New Mexico	1	FG	Jamaes Aho	46-yard field goal	4	1	0:46
New Mexico	2	FG	James Aho	25-yard field goal	10	72	4:02
New Mexico	3	TD	Lucas Reed	25-yard pass f/Holbrook	9	80	3:23
New Mexico	4	TD	Lucas Reed	18-yard pass f/Gruner	11	81	2:33
Wyoming	2	TD	Zach Bolger	11-yard pass f/Carta-Samuels	2	13	0:49
Wyoming	2	FG	Ian Watts	30-yard field goal	6	2	2:04
Wyoming	2	TD	David Leonard	13-yard padd f/Carta-Samuels	8	41	2:55
Wyoming	3	TD	David Leonard	20-yard pass f/Carta-Samuels	7	80	3:54
Wyoming	4	TD	Carta-Samuels	20-yard run	5	78	2:27
Wyoming	4	TD	Alvester Alexander	17-yard run	3	35	1:24
Colorado State	1	FG	Ben Deline	27-yard field goal	13	68	6:26
Colorado State	2	FG	Ben Deline	33-yard field goal	7	22	2:42
Colorado State	3	TD	Mychal Sisson	88-yard fumble return			no drive
Colorado State	4	TD	Zac Pauga	28-yard pass f/Thomas	9	68	3:05
TCU	1	TD	Jeremy Kerley	37-yard pass f/Dalton	11	80	5:33
TCU	1	TD	Logan Brock	15-yard pass f/Dalton	5	40	2:01
TCU	2	TD	Waymon James	9-yard run	6	63	2:54
TCU	2	TD	Jeremy Kerley	9-yard pass f/Dalton	7	73	2:59
TCU	2	TD	Jeremy Kerley	4-yard pass f/Dalton	6	60	0:55
TCU	3	FG	Ross Evans	36-yard field goal	8	33	3:45
TCU	4	FG	Ross Evans	31-yard field goal	5	-2	1:01
Utah	1	FG	Joe Phillips	32-yard field goal	8	66	3:44
Utah	2	TD	Luke Matthews	57-yard pass f/Wynn	3	63	1:39
Utah	2	TD	Eddie Wide	16-yard run	3	68	1:06
Utah	2	TD	Kendrick Moeai	47-yard pass f/Wynn	5	85	0:37
Utah	4	TD	Matt Asiata	1-yard run	14	79	6:23
Utah	4	TD	Eddie Wide	1-yard run	4	3	1:32
UNLV	1	TD	Kyle Watkins	27-yard pass f/Clayton	1	27	0:14
UNLV	4	TD	Mike Clausen	64-yard fumble return			no drive

## OPPONENT POSSESSIONS

Game	Poss.	TD	FG	MFG	Punt	TO	Clock	Downs	3&Out*	PPP
Nicholls State	12	0	0	2	7	1	1	1	2	0.00
New Mexico State	15	3	0	1	9	1	0	1	7	1.40
Missouri	17	3	2	0	8	3	1	0	6	1.59
Utah State	13	1	0	0	8	1	1	2	4	0.54
Brigham Young	11	3	1	0	4	2	1	0	0	2.18
Air Force	11	3	2	1	3	1	0	1	2	2.27
New Mexico	15	2	2	0	9	2	0	0	8	1.33
Wyoming	15	5	1	0	6	1	1	1	2	2.53
Colorado State	12	1	2	1	3	1	1	3	2	1.00
TCU	17	5	2	2	5	2	1	0	6	2.35
Utah	12	5	1	0	5	0	1	0	1	3.17
UNLV	12	1	0	1	5	0	1	3	3	0.58
<b>Totals</b>	<b>162</b>	<b>32</b>	<b>13</b>	<b>8</b>	<b>72</b>	<b>15</b>	<b>9</b>	<b>12</b>	<b>43</b>	

# 2010 MISCELLANEOUS STATISTICS

## SAN DIEGO STATE BIG PLAYS (20+ YARDS)

Game	Player	Type	Down & Dis.	Yards
Missouri	Ronnie Hillman	Run	2-9	*93
Utah	Vincent Brown f/Lindley	Pass	3-10	*90
Utah State	Vincent Brown f/Lindley	Pass	2-12	*82
Missouri	Ronnie Hillman	Run	3-6	*75
Nicholls State	DeMarco Sampson f/Lindley	Pass	1-10	*71
Air Force	Ronnie Hillman	Run	1-10	*65
Utah State	Vincent Brown f/Lindley	Pass	1-10	*65
Wyoming	DeMarco Sampson f/Lindley	Pass	1-10	*59
Air Force	DeMarco Sampson f/Lindley	Pass	3-7	59
New Mexico St.	Brandon Sullivan f/Lindley	Pass	3-8	57
Wyoming	DeMarco Sampson f/Lindley	Pass	1-10	*56
New Mexico St.	Vincent Brown f/Lindley	Pass	1-10	55
Wyoming	Vincent Brown f/Lindley	Pass	1-10	53
UNLV	DeMarco Sampson f/Lindley	Pass	1-15	*50
TCU	Vincent Brown f/Lindley	Pass	1-10	50
TCU	Vincent Brown f/Lindley	Pass	2-6	49
Wyoming	Vincent Brown f/Lindley	Pass	3-12	47
Utah	DeMarco Sampson f/Lindley	Pass	1-10	46
Nicholls State	Walter Kazee	Run	2-9	*46
Utah State	Gavin Escobar f/Lindley	Pass	1-10	45
Air Force	Ronnie Hillman	Run	1-10	*44
New Mexico St.	Davon Brown	Run	2-7	44
New Mexico St.	Ronnie Hillman	Run	1-10	*44
TCU	Vincent Brown f/Lindley	Pass	2-21	42
UNLV	DeMarco Sampson f/Lindley	Pass	1-10	*41
New Mexico	DeMarco Sampson f/Lindley	Pass	1-10	*40
New Mexico	DeMarco Sampson f/Lindley	Pass	1-10	*40
Brigham Young	Ronnie Hillman	Run	1-10	38
UNLV	Brandon Sullivan f/Lindley	Pass	1-10	36
Air Force	DeMarco Sampson f/Lindley	Pass	3-19	36
Brigham Young	Vincent Brown f/Lindley	Pass	1-10	36
TCU	Vincent Brown f/Lindley	Pass	1-10	*35
New Mexico St.	DeMarco Sampson f/Lindley	Pass	1-10	35
TCU	Vincent Brown f/Lindley	Pass	3-7	*33
New Mexico	DeMarco Sampson f/Lindley	Pass	1-10	32
New Mexico	DeMarco Sampson f/Lindley	Pass	1-10	*32
Air Force	Vincent Brown f/Lindley	Pass	3-10	32
Missouri	Brandon Sullivan f/Lindley	Pass	1-10	31
Nicholls State	DeMarco Sampson f/Lindley	Pass	1-10	31
Air Force	Brandon Sullivan f/Lindley	Pass	1-10	29
Nicholls State	Dominique Sandifer f/Lindley	Pass	3-6	29
Wyoming	Vincent Brown f/Lindley	Pass	2-16	28
Utah State	Bryce Quigley f/Lindley	Pass	4-1	*28
Missouri	Walter Kazee f/Lindley	Pass	1-10	28
Nicholls State	Gavin Escobar f/Lindley	Pass	2-11	27
UNLV	Vincent Brown f/Lindley	Pass	1-10	25
UNLV	Vincent Brown f/Lindley	Pass	1-10	25
Colorado State	Ronnie Hillman	Rush	2-5	25
Colorado State	Brandon Sullivan f/Lindley	Pass	1-10	25
New Mexico	Vincent Brown f/Lindley	Pass	3-4	24
UNLV	Gavin Escobar f/Lindley	Pass	2-5	23
Air Force	Ronnie Hillman	Run	2-10	23
Air Force	Dominique Sandifer f/Lindley	Pass	1-10	22
New Mexico St.	Ronnie Hillman	Run	1-10	22
Utah	Dominique Sandifer f/Lindley	Pass	3-8	21
TCU	Ronnie Hillman	Run	1-10	21
New Mexico	Vincent Brown f/Lindley	Pass	3-8	21
New Mexico	Vincent Brown f/Lindley	Pass	3-8	21
Brigham Young	Vincent Brown f/Lindley	Pass	1-10	21
Utah State	Brandon Sullivan f/Lindley	Pass	3-4	21
Utah State	DeMarco Sampson f/Lindley	Pass	2-10	21
Utah State	Vincent Brown f/Lindley	Pass	1-10	21
Missouri	DeMarco Sampson f/Lindley	Pass	1-10	21
Nicholls State	Davon Brown	Run	1-10	*21
UNLV	Dominique Sandifer f/Lindley	Pass	1-10	20
Utah	Ronnie Hillman f/Lindley	Pass	2-15	20
Utah	Vincent Brown f/Lindley	Pass	2-8	20
Utah	Gavin Escobar f/Lindley	Pass	1-10	20
Missouri	DeMarco Sampson f/Lindley	Pass	1-10	20
New Mexico St.	Vincent Brown f/Lindley	Pass	3-11	20
Nicholls State	DeMarco Sampson f/Lindley	Pass	1-10	20

## OPPONENT BIG PLAYS (20+ YARDS)

Game	Player	Type	Down & Dis.	Yards
Missouri	T.J. Moe f/Gabbert	Pass	1-10	*68
New Mexico St.	Marcus Allen f/Christian	Pass	1-10	*58
Utah	Luke Matthews f/Wynn	Pass	3-4	*57
Wyoming	Alvester Alexander	Run	1-10	49
Utah	Kendrick Moeai	Pass	1-10	*47
Brigham Young	JJ Di Luigi	Run	3-2	46
Utah	Jereme Brooks f/Wynn	Pass	1-10	44
Utah	Matt Asiata	Run	2-10	42
Utah	Reggie Dunn f/Wynn	Pass	2-8	42
UNLV	Phillip Payne f/Clayton	Pass	1-10	39
Utah	Eddie Wide	Run	1-10	39
TCU	Jeremy Kerley f/Dalton	Pass	4-5	*38
UNLV	Kyle Watkins f/Clayton	Pass	1-10	*37
Air Force	Kyle Halderman f/Jefferon	Pass	3-9	36
UNLV	Phillip Payne f/Clayton	Pass	2-9	31
Colorado State	Byron Steele f/Thomas	Pass	3-15	31
Brigham Young	JJ Di Luigi	Run	2-5	31
Wyoming	Austyn Carta-Samuels	Run	3-2	30
TCU	Bart Johnson f/Dalton	Pass	3-4	29
TCU	Waymon James	Run	1-10	28
Colorado State	Zac Pauga f/Thomas	Pass	1-10	*28
Missouri	Brandon Gerau f/Gabbert	Pass	2-10	28
New Mexico St.	Marcus Allen f/Christian	Pass	1-10	27
Colorado State	Matt Yemm f/Thomas	Pass	3-20	26
Colorado State	Tyson Liggett f/Thomas	Pass	3-13	26
New Mexico	Reed f/Holbrook	Pass	2-15	26
Missouri	Michael Engnew f/Gabbert	Pass	1-10	26
Nicholls State	LaQuint Caston	Run	2-17	26
New Mexico	Reed f/Holbrook	Pass	2-G	*25
New Mexico	Williams f/Holbrook	Pass	2-8	25
Utah State	Dontel Watkins f/Borel	Pass	3-31	25
Air Force	Tim Jefferson	Run	1-10	24
New Mexico	Hernandez f/Holbrook	Pass	1-10	23
Brigham Young	Marcus Matthews f/Heaps	Pass	3-7	23
Utah State	Mikhail Morgan f/Borel	Pass	2-10	23
Utah	Eddie Wide f/Wynn	Pass	2-10	22
Wyoming	Mazi Ogbonna f/Carta-Samuels	Pass	2-5	22
New Mexico St.	Preston f/Christian	Pass	2-12	22
New Mexico St.	Matt Christian	Run	1-10	22
New Mexico St.	Todd Lee	Run	1-10	22
Air Force	Jon Warzeka f/Jefferon	Pass	3-10	21
Missouri	Michael Engnew f/Gabbert	Pass	1-10	21
Wyoming	Austyn Carta-Samuels	Run	4-1	*20
Wyoming	David Leonard f/Carta-Samuels	Pass	2-1	*20
Air Force	Aher Clark	Run	1-10	*20
Air Force	Asher Clark	Run	1-10	20
Missouri	T.J. Moe f/Gabbert	Pass	2-10	20
Missouri	Jerrell Jackson f/Gabbert	Pass	1-10	20
New Mexico St.	Todd Lee f/Christian	Pass	3-11	20

## SAN DIEGO STATE BIG PLAYS (20+ YARDS)

Name	Total	Rushing	Receiving	20-29	30-39	40-49	50-59	60-69	70-79	80-89	90-99
Vincent Brown	22	0	22	10	4	2	3	1	0	1	1
DeMarco Sampson	18	0	18	4	5	4	4	0	1	0	0
Ronnie Hillman	11	10	1	5	1	2	0	1	1	0	1
Brandon Sullivan	7	0	4	3	2	1	1	0	0	0	0
Gavin Escobar	4	0	3	3	0	1	0	0	0	0	0
Dominique Sandifer	4	0	4	4	0	0	0	0	0	0	0
Davon Brown	2	2	0	1	0	1	0	0	0	0	0
Walter Kazee	2	1	1	1	0	1	0	0	0	0	0
Bryce Quigley	1	0	1	1	0	0	0	0	0	0	0
<b>TOTALS</b>	<b>71</b>	<b>13</b>	<b>58</b>	<b>32</b>	<b>12</b>	<b>12</b>	<b>8</b>	<b>2</b>	<b>2</b>	<b>1</b>	<b>2</b>



# LAST TIME IT HAPPENED

## TEAM

### San Diego State

### Opponent

Scored, 60 or More Points .....Nov. 3, 1990, vs. Utah (66)  
 Scored, 50 or More Points .....Sept. 22, 2007 vs. Portland State (52)  
 Scored, 40 or More Points .....Nov. 27, 2010 vs. UNLV\* (48)

Total Offense, 600 Yards or More .....Sept. 27, 2008, vs. Idaho (603)  
 Total Offense, 500 Yards or More .....Nov. 27, 2010 vs. UNLV\* (588)  
 Total Offense, 400 Yards or More .....Nov. 27, 2010 vs. UNLV\* (588)

Total Offense, 85 or More Plays .....Dec. 3, 2005, at Hawai'i (88)  
 Total Offense, 75 or More Plays .....Nov. 27, 2010 vs. UNLV\* (81)

30 or More First Downs .....Nov. 27, 2010 vs. UNLV\* (30)  
 25 or More First Downs .....Nov. 27, 2010 vs. UNLV\* (30)

Rushing, 400 Yards or More .....Nov. 14, 1991, vs. Pacific (430)  
 Rushing, 300 Yards or More .....Oct. 6, 2001, vs. Eastern Illinois (356)  
 Rushing, 70 or More Attempts .....Nov. 17, 1979, vs. Texas-El Paso (71)  
 Rushing, 60 or More Attempts .....Nov. 15, 1980, at Texas-El Paso (67)  
 Rushing, 50 or More Attempts .....Nov. 27, 2010 vs. UNLV\* (51)  
 Rushing, 7 or More Touchdowns .....Sept. 14, 1991, vs. Pacific (7)  
 Rushing, 6 or More Touchdowns .....Oct. 5, 1991, at Hawai'i (6)  
 Rushing, 5 or More Touchdowns .....Oct. 19, 1996, at New Mexico (5)  
 Rushing, 4 or More Touchdowns .....Sept. 11, 2010, at New Mexico State (4)

Passing, 500 Yards or More .....Nov. 20, 2010 vs. No. 25 Utah\* (528)  
 Passing, 400 Yards or More .....Nov. 20, 2010 vs. No. 25 Utah\* (528)  
 Passing, 300 Yards or More .....Nov. 27, 2010 vs. UNLV\* (338)  
 Passing, 50 or More Attempts .....Nov. 20, 2010 vs. No. 25 Utah\* (54)  
 Passing, 40 or More Attempts .....Nov. 20, 2010 vs. No. 25 Utah\* (54)  
 Passing, 30 or More Attempts .....Nov. 27, 2010 vs. UNLV\* (30)  
 Passing, 30 or More Completions .....Nov. 20, 2010 vs. No. 25 Utah\* (36)  
 Passing, 25 or More Completions .....Nov. 20, 2010 vs. No. 25 Utah\* (36)  
 Passing, 20 or More Completions .....Nov. 27, 2010 vs. UNLV\* (22)  
 Passing, 6 or More Touchdowns .....Oct. 24, 2009, at Colorado State\* (6)  
 Passing, 5 or More Touchdowns .....Oct. 24, 2009, at Colorado State\* (6)

Shut Out .....Sept. 4, 2010, vs. Nicholls State (W, 47-0)  
 Shut Out Through 3 Quarters .....Sept. 4, 2010, vs. Nicholls State (W, 47-0)  
 Shut Out Through Halftime .....Sept. 25, 2010, vs. Utah State (W, 41-7)  
 Shut Out Through 1 Quarter .....Oct. 16, 2010, vs. No. 23 Air Force (W, 27-25)

Recorded a Safety .....Oct. 31, 2009, vs. New Mexico (W, 23-20)  
 Allowed No Offensive Touchdowns .....Sept. 4, 2010, vs. Nicholls State (W, 47-0)

Allowed 200 Yards or Less Total Offense .....Sept. 4, 2010, vs. Nicholls State (171)  
 Allowed 100 Yards or Less Total Offense .....Sept. 19, 1970, at North Texas State (59)

Allowed 50 Yards or Less Rushing .....Nov. 6, 2010, vs. Colorado State\* (31)  
 Allowed 100 Yards or Less Rushing .....Nov. 27, 2010 vs. UNLV\* (67)  
 Allowed 100 Yards or Less Passing .....Sept. 4, 2010, vs. Nicholls State (83)

Allowed 10 First Downs or Fewer .....Sept. 9, 2003, at No. 2/2 Ohio State (10)

Did Not Commit a Turnover .....Sept. 11, 2010, at New Mexico State (0)  
 Recorded 6 or More Turnovers .....Sept. 13, 2003, at Texas-El Paso (6)  
 Recorded 5 or More Turnovers .....Nov. 6, 2010, vs. Colorado State\* (5)  
 Intercepted 5 or More Passes .....Nov. 17, 2001, vs. Wyoming (6)  
 Intercepted 4 or More Passes .....Aug. 31, 2006, vs. Texas-El Paso (4)  
 Intercepted 3 or More Passes .....Sept. 12, 2009, vs. Southern Utah (3)  
 Recovered 4 Fumbles .....Sept. 27, 2003, at UCLA (4)  
 Recovered 3 Fumbles .....Dec. 3, 2005, at Hawai'i (3)

Scored a Defensive Touchdown .....Nov. 13, 2010 at No. 3/3 TCU\*  
 Recorded 10 or More Tackles For Loss .....Nov. 6, 2010, vs. Colorado State\* (13.0)  
 Recorded 5 or More Sacks .....Nov. 6, 2010, vs. Colorado State\* (5.0)  
 No Penalties .....Nov. 3, 1973, at San Jose State (0)  
 Time of Possession, 35 plus minutes .....Oct. 24, 2009, at Colorado State (35:18)

Nov. 15, 2008 vs. No. 7/8 Utah (63)  
 Nov. 7, 2010 vs. No. 4/6 TCU\* (55)  
 Nov. 13, 2010 at No. 3/3 TCU\* (40)

Nov. 24, 2007, vs. TCU\* (694)  
 Nov. 20, 2010 vs. No. 25 Utah\* (500)  
 Nov. 20, 2010 vs. No. 25 Utah\* (500)

Nov. 13, 2010 at No. 3/3 TCU\* (90)  
 Nov. 13, 2010 at No. 3/3 TCU\* (90)

Nov. 15, 2008, vs. No.8/7 Utah\* (30)  
 Nov. 13, 2010 at No. 3/3 TCU\* (27)

Oct. 11, 2008, vs. Air Force\* (401)  
 Oct. 16, 2010, vs. No. 23 Air Force (312)

Oct. 16, 2010, vs. No. 23 Air Force (62)  
 Nov. 13, 2010 at No. 3/3 TCU\* (54)

Nov. 16, 1996, at UNLV\* (503)  
 Sept. 22, 2007, vs. Portland State (445)  
 Sept. 18, 2010, at No. 25 Missouri (351)  
 Sept. 18, 2010, at No. 25 Missouri (51)  
 Nov. 6, 2010, vs. Colorado State\* (41)  
 Nov. 20, 2010 vs. No. 25 Utah\* (34)

Sept. 18, 2010, at No. 25 Missouri (28)  
 Nov. 20, 2010 vs. No. 25 Utah\* (21)

Nov. 18, 2006, at TCU\* (L, 0-52)  
 Nov. 21, 2009, at No. 23/23 Utah\* (L, 7-38)  
 Nov. 21, 2009, at No. 23/23 Utah\* (L, 7-38)  
 Nov. 6, 2010, vs. Colorado State\* (W, 24-19)

Aug. 30, 2008, vs. Cal Poly (L, 27-29)  
 Sept. 13, 2008, at San Jose State (L, 10-35)

Oct. 11, 2008, vs. Air Force\* (165)  
 Oct. 4, 2008, at TCU\*(85)

Nov. 13, 2010 at No. 3/3 TCU\* (38)  
 Nov. 20, 2010 vs. No. 25 Utah\* (59)  
 Oct. 4, 2008, at TCU\* (98)

Nov. 13, 2010 at No. 3/3 TCU\* (7)

Nov. 13, 2010 at No. 3/3 TCU\* (40:51)

## INDIVIDUAL

Rushing, 300 Yards or More .....300, by Marshall Faulk vs. Hawai'i, W - 52-28, Nov. 14, 1992  
 Rushing, 200 Yards or More .....228, by Ronnie Hillman at No. 25 Missouri, L - 24-27, Sept. 18, 2010  
 Rushing, 150 Yards or More .....152, by Ronnie Hillman vs. UNLV, W - 48-14, Nov. 27, 2010  
 Rushing, 100 Yards or More .....152, by Ronnie Hillman vs. UNLV, W - 48-14, Nov. 27, 2010  
 Rushing, 40 Times or More .....40, by Lynell Hamilton vs. Wyoming, W - 25-20, Oct. 25, 2003  
 Rushing, 35 Times or More .....40, by Lynell Hamilton vs. Wyoming, W - 25-20, Oct. 25, 2003  
 Rushing, 30 Times or More .....31, by Ronnie Hillman vs. Colorado State, W - 24-19, Nov. 6, 2010  
 Rushing, 25 Times Or More .....31, by Ronnie Hillman vs. Colorado State, W - 24-19, Nov. 6, 2010  
 Rushing, 4 Touchdowns or More .....4, Ronnie Hillman at New Mexico State, W - 41-21, Sept. 11, 2010

# LAST TIME IT HAPPENED

Rushing, 3 Touchdowns or More .....3, Brandon Sullivan at Wyoming, W - 48-38, Oct. 30, 2010  
 Rushing, 2 Touchdowns or More .....3, Brandon Sullivan at Wyoming, W - 48-38, Oct. 30, 2010  
 Had a run of 80 yards or more .....93, by Ronnie Hillman at No. 25 Missouri, L - 24-27, Sept. 18, 2010  
 Had a run of 70 yards or more .....93, by Ronnie Hillman at No. 25 Missouri, L - 24-27, Sept. 18, 2010  
 Had a run of 60 yards or more .....65, by Ronnie Hillman vs. No. 23 Air Force, W - 27-25, Oct. 16, 2010  
 Had a run of 50 yards or more .....65, by Ronnie Hillman vs. No. 23 Air Force, W - 27-25, Oct. 16, 2010

Passing, 500 Yards or More .....528, Ryan Lindley vs. No. 25 Utah, L, 34-38, Nov. 20, 2010  
 Passing, 400 Yards or More .....528, Ryan Lindley vs. No. 25 Utah, L, 34-38, Nov. 20, 2010  
 Passing, 300 Yards or More .....338, Ryan Lindley vs. UNLV, W - 48-14, Nov. 27, 2010  
 Attempted 50 or more passes .....54, Ryan Lindley vs. No. 25 Utah, L - 34-38, Nov. 20, 2010  
 Attempted 40 or more passes .....54, Ryan Lindley vs. No. 25 Utah, L - 34-38, Nov. 20, 2010  
 Attempted 30 or more passes .....30, Ryan Lindley vs. UNLV, W - 48-14, Nov. 27, 2010  
 Completed 40 or more passes .....40, Todd Santos vs. Stanford, L 40-44, Oct. 17, 1987  
 Completed 35 or more passes .....36, Ryan Lindley vs. No. 25 Utah, L - 34-38, Nov. 20, 2010  
 Completed 30 or more passes .....36, Ryan Lindley vs. No. 25 Utah, L - 34-38, Nov. 20, 2010  
 Threw six touchdown passes .....6, Ryan Lindley at Colorado State, W - 42-28, Oct. 24, 2009  
 Threw five touchdown passes .....6, Ryan Lindley at Colorado State, W - 42-28, Oct. 24, 2009  
 Threw four touchdown passes .....4, Ryan Lindley vs. UNLV, W - 48-14, Nov. 27, 2010  
 Threw three touchdown passes .....4, Ryan Lindley vs. UNLV, W - 48-14, Nov. 27, 2010  
 Completed a pass of 80 yards or more .....90, Vincent Brown from Ryan Lindley vs. No. 25 Utah, L - 34-38, Nov. 20, 2010  
 Completed a pass of 70 yards or more .....90, Vincent Brown from Ryan Lindley vs. No. 25 Utah, L - 34-38, Nov. 20, 2010  
 Completed a pass of 60 yards or more .....90, Vincent Brown from Ryan Lindley vs. No. 25 Utah, L - 34-38, Nov. 20, 2010  
 Completed a pass of 50 yards or more .....90, Vincent Brown from Ryan Lindley vs. No. 25 Utah, L - 34-38, Nov. 20, 2010

## RECEIVING

Caught 15 or more passes .....15, DeMarco Sampson at Colorado State, W - 42-28, Oct. 24, 2009  
 Caught 10 or more passes .....12, DeMarco Sampson vs. No. 25 Utah, L - 34-38, Nov. 20, 2010  
 Had 200 or more yards receiving .....257, DeMarco Sampson at Colorado State, W - 42-28, Oct. 24, 2009  
 Had 150 or more yards receiving .....184, Vincent Brown and 154, De Marco Sampson vs. No. 25 Utah, L - 34-38, Nov. 20, 2010  
 Had 100 or more yards receiving .....128, DeMarco Sampson vs. UNLV, W - 48-14, Nov. 27, 2010  
 Had two 100-yard receivers .....184, Vincent Brown and 154, De Marco Sampson vs. No. 25 Utah, L - 34-38, Nov. 20, 2010  
 Caught three or more TDs .....3, Vincent Brown vs. No. 25 Utah, L - 34-38, Nov. 20, 2010  
 Caught two or more TDs .....2, DeMarco Sampson vs. UNLV, W - 48-14, Nov. 27, 2010

## TOTAL OFFENSE

Had 500 or more yards total offense .....518, Ryan Lindley vs. No. 25 Utah, L - 34-38, Nov. 20, 2010  
 Had 400 or more yards total offense .....518, Ryan Lindley vs. No. 25 Utah, L - 34-38, Nov. 20, 2010  
 Had 100 yards both passing and rushing .....229 (passing), 101 (rushing), Kevin O'Connell at Brigham Young, L, 16-49, Nov. 6, 2004

## SCORING

Accounted for four or more TDs .....4, Ryan Lindley vs. UNLV, W - 48-14, Nov. 27, 2010  
 Accounted for three or more TDs .....4, Ryan Lindley vs. UNLV, W - 48-14, Nov. 27, 2010

## RETURNS

Returned a fumble for a touchdown .....0, Jerome Long at No. 3/3 TCU, L - 35-45, Nov. 13, 2010  
 Returned an interception for a touchdown .....55, Luke Laolagi at UNLV, L - 24-28, Nov. 28, 2009  
 Returned a kickoff for a touchdown .....93, Davion Mauldin vs. Colorado State, L - 34-38, Oct. 25, 2008  
 Returned a punt for a touchdown .....87, Kyle Conerly vs. UNLV, W - 31-21, Oct. 26, 2002  
 Returned a two-point conversion .....Leon McFadden vs. Southern Utah, W - 35-19, Sept. 12, 2009  
 Returned a blocked punt for a touchdown .....Freddy Keiaho vs. New Mexico, L - 24-47, Oct. 22, 2005  
 Returned a blocked field goal for a touchdown .....Has not happened since start of 2003 season

## DEFENSE

Intercepted two or more passes .....2, Donny Baker vs. UTEP, L - 27-34, Aug. 31, 2006  
 Recovered three or more fumbles .....Never  
 Recovered two or more fumbles .....2, Kirk Morrison at New Mexico, Nov. 9, 2002  
 Recorded 15 or more tackles .....21, Corey Boudreaux and 18, Andrew Preston, vs. Air Force, L - 10-35, Oct. 11, 2008  
 Recorded 10 or more tackles .....12, Andrew Preston at No. 3/3 TCU, L - 35-40, Nov. 13, 2010  
 Recorded two quarterback sacks in a game .....2, Miles Burris vs. Colorado State, W - 24-19, Nov. 6, 2010  
 Recorded three or more quarterback sacks in a game .....3, Heath Farwell vs. Nevada, W - 27-10, Sept. 25, 2004

## SPECIAL TEAMS

Scored 15 or more points kicking .....16, Tommy Kirovski at Hawaii, L - 40-41, Dec. 7, 2002  
 Scored 10 or more points kicking .....12, Abel Perez vs. UNLV, W - 48-14, Nov. 27, 2010  
 Kicked five or more field goals .....Never  
 Kicked four or more field goals .....4, J.C. Mejia vs. Wyoming, W - 25-20, Oct. 25, 2003  
 Kicked two field goals of 50 or more yards .....51 and 50, Chris O'Brien vs. New Mexico, Nov. 17, 1984  
 Kicked a 50-yard field goal .....53, Abel Perez vs. UNLV, W - 48-14, Nov. 27, 2010  
 Kicked a punt 70 or more yards .....89, Brian Stahovich at Wyoming, W - 48-38, Oct. 30, 2010  
 Kicked a punt 60 or more yards .....89, Brian Stahovich at Wyoming, W - 48-38, Oct. 30, 2010  
 Punted nine or more times .....9, Brian Stahovich at No. 3/3 TCU, L - 35-40, Nov. 13, 2010  
 Totaled 100 or more kick return yards .....122, Brandon Davis at New Mexico, W - 30-20, Oct. 23, 2010  
 Totaled 100 or more punt return yards .....107, Kyle Conerly vs. UNLV, W, 31-21, Oct. 26, 2002  
 Blocked a punt .....Freddy Dunkle vs. Colorado State, W - 17-6, Dec. 2, 2006  
 Blocked a field goal .....Jerome Long vs. Colorado State, W - 24-19, Nov. 6, 2010  
 Blocked a PAT .....Leon McFadden vs. Southern Utah, W - 35-19, Sept. 12, 2009

# Career Records

## Rushing Yards

Rk	Name	Years	Att.	Yds.	TD
1.	Marshall Faulk	1991-92-93	766	4,589	57
2.	Larry Ned	1998-99-00-01	765	3,562	36
3.	Jonas Lewis	1996-97-98-99	589	2,843	15
4.	George Jones	1995-96	486	2,810	34
5.	Norm Nygaard	1952-53-54	407	2,619	25
6.	Wayne Pittman	1991-92-93-94	551	2,363	17
7.	Chris Hardy	1983-84-85-86	447	2,341	22
8.	David Turner	1976-77	433	2,234	19
9.	Paul Hewitt	1987-88	473	2,056	28
10.	Lynell Hamilton	2003-05-06-07	480	2,052	14
11.	Ken Carson	1961-62-63	316	1,911	26
12.	Art Preston	1949-50-51	317	1,664	na
13.	Brandon Bornes	2004-05-06-07	375	1,553	13
14.	Atiyah Henderson	2006-07-08	338	1,437	5
15.	Don Shy	1965-66	258	1,432	12
16.	Kevin O'Connell (QB)	2004-05-06-07	395	1,312	19
<b>17.</b>	<b>Ronnie Hillman</b>	<b>10</b>	<b>234</b>	<b>1,304</b>	<b>14</b>
18.	Mike Waters	1983-84	312	1,266	5
19.	Lloyd Edwards	1967-68	249	1,251	10
20.	Jim Allison	1963-64	180	1,233	16
21.	Monty Reed	1974-75	264	1,231	18
22.	Bill Kramer	1973-74	190	1,225	4
23.	Michael Franklin	2002-03-04-05	263	1,216	5
24.	Mario Mendez	1961-62-63	213	1,168	20
25.	Ted Washington	1966-67	244	1,156	13
26.	George Brown	1968-69-70	278	1,147	10
27.	Ron Slack	1986-87-88-89	271	1,136	14
28.	T.C. Wright	1990-91	198	1,135	9
29.	Derrick Harvey	1980-82-83	278	1,116	9
30.	Tony Allen	1979	226	1,094	10
<b>31.</b>	<b>Brandon Sullivan</b>	<b>2007-08-09-10</b>	<b>300</b>	<b>1,087</b>	<b>14</b>
32.	Phil Prokop	1951-52-53	116	1,085	9
33.	Ollie Brown	1973-74-75-76	206	1,055	8

## Passing Yards

Rk	Name	Years	C.	A.	Yds.
1.	Todd Santos	1984-85-86-87	910	1,484	11,425
<b>2.</b>	<b>Ryan Lindley</b>	<b>2008-09-10</b>	<b>706</b>	<b>1,262</b>	<b>9,261</b>
3.	Billy Blanton	1993-94-95-96	588	920	8,165
4.	Kevin O'Connell	2004-05-06-07	664	1,151	7,689
5.	Dan McGwire	1989-90	528	889	7,484
6.	David Lowery	1989-91-92-93	426	800	5,998
7.	Brian Sipe	1969-70-71	436	788	5,707
8.	Dennis Shaw	1968-69	333	575	5,324
9.	Adam Hall	2001-02-03	423	752	5,173
10.	Mark Halda	1977-78-79-80	406	757	4,812

## Passing Attempts

Rk	Name	Years	Attempts
1.	Todd Santos	1984-85-86-87	1,484
<b>2.</b>	<b>Ryan Lindley</b>	<b>2008-09-10</b>	<b>1,262</b>
3.	Kevin O'Connell	2004-05-06-07	1,151
4.	Billy Blanton	1993-94-95-96	920
5.	Dan McGwire	1989-90	889
6.	David Lowery	1989-91-92-93	860
7.	Brian Sipe	1969-70-71	788
8.	Mark Halda	1977-78-79-80	757
9.	Adam Hall	2001-02-03	752
10.	Lon Sheriff	1999-00-01-02	653

## Passing Completions

Rk	Name	Years	Completions
1.	Todd Santos	1984-85-86-87	910
<b>2.</b>	<b>Ryan Lindley</b>	<b>2008-09-10</b>	<b>706</b>
3.	Kevin O'Connell	2004-05-06-07	664
4.	Billy Blanton	1993-94-95-96	588
5.	Dan McGwire	1989-90	528
6.	Brian Sipe	1969-70-71	436
7.	David Lowery	1989-91-92-93	426
8.	Adam Hall	2001-02-03	423
9.	Mark Halda	1977-78-79-80	406
10.	Matt Kofler	1980-81	361

## Touchdown Passes

Rk	Name	Years	Completions
1.	Todd Santos	1984-85-86-87	70
2.	Billy Blanton	1993-94-95-96	67
<b>3.</b>	<b>Ryan Lindley</b>	<b>2008-09-10</b>	<b>65</b>
4.	Dennis Shaw	1968-69	58
5.	Kevin O'Connell	2004-05-06-07	46
6.	David Lowery	1991-92-93	44
	Brian Sipe	1969-70-71	44
8.	Dan McGwire	1989-90	43
9.	Don Horn	1965-66	39
10.	Tim Gutierrez	1992-93-94	36
	Mark Halda	1977-78-79-80	36

## Career QB Starts/Division I Era

Rk	Name	Years	Starts
1.	Todd Santos	1984-85-86-87	45
<b>2.</b>	<b>Ryan Lindley</b>	<b>2008-09-10</b>	<b>35</b>
3.	Kevin O'Connell	2004-05-06	33
4.	Billy Blanton	1993-94-95-96	28
5.	David Lowery	1991-92-93	24
6.	Dan McGwire	1989-90	23
7.	Brian Sipe	1969-70-71	22
8.	Lon Sheriff	1999-00-01-02	21
	Dennis Shaw	#1968-69	21
10.	Matt Kofler	1980-81	20
	Mark Halda	1977-78-79-80	20
	Craig Penrose	1974-75	20

# - Shaw's 1968 Division II season stats are included

## Consecutive QB Starts/Div. I Era

Rk	Name	Dates	Starts
<b>1.</b>	<b>Ryan Lindley</b>	<b>Oct. 18, 2008-Present</b>	<b>30</b>
2.	Billy Blanton	Oct. 15, 1994-Nov. 28, 1996	28
3.	Dan McGwire	Sept. 2, 1989-Dec. 1, 1990	23
4.	David Lowery	Oct. 5, 1991-Sept. 18, 1993	22
	Brian Sipe	Sept. 12, 1970-Dec. 4, 1971	22
6.	Dennis Shaw	Sept. 14, 1968-Nov. 29, 1969	20
7.	Craig Penrose	Oct. 12, 1974-Nov. 22, 1975	19
8.	Kevin O'Connell	Oct. 23, 2004-Aug. 31, 2006	17
	Todd Santos	Oct. 18, 1985-Nov. 27, 1986	17
	Mark Halda	Sept. 16, 1978-Oct. 20, 1979	17

## Career Starting QB Victories

Rk	Name	Years	Wins
1.	Todd Santos	1984-85-86-87	22
2.	Dennis Shaw	#1968-69	20
3.	Billy Blanton	1993-94-95-96	18
4.	Brian Sipe	1969-70-71	15
<b>5.</b>	<b>Ryan Lindley</b>	<b>2008-09-10</b>	<b>14</b>
	Craig Penrose	1974-75	14
7.	David Lowery	1991-92-93	13
	Joe Davis	1976-77	13
9.	Kevin O'Connell	2004-05-06-07	12
	Dan McGwire	1989-90	12

## 300-Yard Passing Games

Rk	Name	Years	Games
1.	Todd Santos	1984-85-86-87	17
2.	Dan McGwire	1989-90	13
<b>3.</b>	<b>Ryan Lindley</b>	<b>2008-09-10</b>	<b>12</b>
	Billy Blanton	1993-94-95-96	12
5.	Tim Gutierrez	1992-93-94	7
	Brian Sipe	1969-70-71	7

## Receiving Yards

Rk	Name	Years	No.	Yds.	TD
1.	J.R. Tolver	1999-00-01-02	262	3,572	18
2.	Darnay Scott	1991-92-93	178	3,139	25
<b>3.</b>	<b>Vincent Brown</b>	<b>2007-08-09-10</b>	<b>201</b>	<b>2,945</b>	<b>22</b>
4.	Will Blackwell	1994-95-96	197	2,896	25
5.	Jeff Webb	2001-03-04-05	234	2,890	20
6.	Patrick Rowe	1987-88-90-91	155	2,678	13
7.	Az Hakim	1994-95-96-97	147	2,622	21
8.	Tim Delaney	1968-69-70	180	2,535	22
9.	Monty Gilbreath	1986-87-88-89	187	2,241	8
<b>10.</b>	<b>DeMarco Sampson</b>	<b>2005-08-09-10</b>	<b>144</b>	<b>2,197</b>	<b>18</b>

## Receptions

Rk	Name	Years	No.	Yds.	TD
1.	J.R. Tolver	1999-00-01-02	262	3,572	18
2.	Jeff Webb	2001-03-04-05	234	2,890	20
<b>3.</b>	<b>Vincent Brown</b>	<b>2007-08-09-10</b>	<b>201</b>	<b>2,945</b>	<b>22</b>
4.	Will Blackwell	1994-95-96	197	2,896	25
5.	Monty Gilbreath	1986-87-88-89	187	2,241	8
6.	Tim Delaney	1968-69-70	180	2,535	22
7.	Darnay Scott	1991-92-93	178	3,139	25
8.	Patrick Rowe	1987-88-90-91	155	2,678	13
9.	Garry Garrison	1964-65	148	2,188	26
10.	Az Hakim	1994-95-96-97	147	2,622	21
<b>11.</b>	<b>DeMarco Sampson</b>	<b>2005-08-09-10</b>	<b>144</b>	<b>2,197</b>	<b>18</b>

## Receiving Touchdowns

Rk	Name	Years	No.	Yds.	TD
1.	Tom Reynolds	1969-70-71	117	1,965	31
2.	Garry Garrison	1964-65	148	2,188	26
3.	Will Blackwell	1994-95-96	197	2,896	25
	Darnay Scott	1991-92-93	178	3,139	25
<b>5.</b>	<b>Vincent Brown</b>	<b>2007-08-09-10</b>	<b>201</b>	<b>2,945</b>	<b>22</b>
	Tim Delaney	1968-69-70	180	2,535	22
7.	Az Hakim	1994-95-96-97	147	2,622	21
8.	Jeff Webb	2001-03-04-05	234	2,890	20
<b>9.</b>	<b>DeMarco Sampson</b>	<b>2005-08-09-10</b>	<b>144</b>	<b>2,197</b>	<b>18</b>
	J.R. Tolver	1999-00-01-02	262	3,572	18

## 100-Yard Receiving Games

Rk	Name	Years	Games
1.	J.R. Tolver	1999-00-01-02	13
<b>2.</b>	<b>Vincent Brown</b>	<b>2007-08-09-10</b>	<b>12</b>
	Jeff Webb	2001-03-04-05	12
	Will Blackwell	1994-95-96	12
	Darnay Scott	1991-92-93	12
	Patrick Rowe	1987-88-90-91	12
	Gary Garrison	1964-65	12
8.	Az Hakim	1994-95-96-97	11
9.	Haven Moses	1966-67	10
10.	Tim Delaney	1968-69-70	9
11.	Kassim Osgood	2002	8
	Dennis Arey	1988-89-90	8
	Webster Slaughter	1984-85	8
	---		
	<b>DeMarco Sampson</b>	<b>2005-08-09-10</b>	<b>7</b>

# Career Records (cont.)

## Total Offense

Rk	Name	Years	R.	P.	Tot.
1.	Todd Santos	1984-85-86-87	-912	11,425	10,513
2.	<b>Ryan Lindley</b>	<b>2008-09-10</b>	<b>-232</b>	<b>9,261</b>	<b>9,029</b>
3.	Kevin O'Connell	2004-05-06-07	1,312	7,689	9,001
4.	Billy Blanton	1993-94-95-96	-151	8,165	8,014
5.	Dan McGwire	1989-90	-397	7,484	7,087
6.	David Lowery	1989-91-92-93	-68	5,998	5,930
7.	Brian Sipe	1969-70-71	-333	5,707	5,374
8.	Dennis Shaw	1968-69	47	5,324	5,371
9.	Adam Hall	2001-02-03	-166	5,173	5,007
10.	Matt Kofler	1980-81	215	4,476	4,691

## Total Offense Per Game

Rk	Name	Years	YPG
1.	Dan McGwire	1989-90	308.1
2.	Dennis Shaw	1968-69	268.6
3.	Billy Blanton	1993-94-95-96	258.5
4.	<b>Ryan Lindley</b>	<b>2008-09-10</b>	<b>258.0</b>
5.	Tim Gutierrez	1992-93-94	234.2

## All-Purpose Yardage

Rk	Name	Years	Yards
1.	Marshall Faulk	1991-92-93	5,595
2.	Darnay Scott	1991-92-93	4,658
3.	Monty Gilbreath	1986-87-88-89	4,608
4.	Patrick Rowe	1987-88-90-91	3,940
5.	Larry Ned	1998-99-00-01	3,905
6.	<b>Vincent Brown</b>	<b>2007-08-09-10</b>	<b>3,805</b>
7.	Az Hakim	1994-95-96-97	3,704
8.	J.R. Tolver	1999-00-01-02	3,677
9.	Chris Hardy	1983-84-85-86	3,636
10.	Art Preston	1949-50-51	3,463
---			
	<b>DeMarco Sampson</b>	<b>2005-08-09-10</b>	<b>2,318</b>
	<b>Brandon Sullivan</b>	<b>2007-08-09-10</b>	<b>1,969</b>
	<b>Ronnie Hillman</b>	<b>2010</b>	<b>1,356</b>

## Touchdowns

Rk	Name	Years	Yards
1.	Marshall Faulk	1991-92-93	62
2.	George Jones	1995-96	34
	Paul Hewitt	1987-88	34
4.	Will Blackwell	1994-95-96	25
	Darnay Scott	1991-92-93	25
	Casey Brown	1982-83-84-85	25
	Tom Reynolds	1969-70-71	25
8.	Chris Hardy	1983-84-85-86	23
9.	<b>Vincent Brown</b>	<b>2007-08-09-10</b>	<b>22</b>
	Az Hakim	1994-95-96-97	22

## Tackles

Rk	Name	Years	Tackles
1.	Whip Walton	1974-75-76-77	407
2.	Kirk Morrison	2001-02-03-04	396
3.	Russell Allen	2005-06-07-08	375
4.	Rico Curtis	1996-97-98-99	355
5.	Jason Moore	1994-95-96-97	328
6.	John Wesselman	1987-88-89	296
7.	Mike Fox	1979-80-81-82	293
8.	Craigus Thompson	1993-94-95-96	292
9.	Chris Johnson	1990-91-92-93	284
10.	Darrell Lewis	1991-92-93	279
	<b>Andrew Preston</b>	<b>2007-08-09-10</b>	<b>268</b>

## Unassisted Tackles

Rk	Name	Years	Tackles
1.	Kirk Morrison	2001-02-03-04	241
2.	Russell Allen	2005-06-07-08	214
3.	Rico Curtis	1996-97-98-99	199
4.	Damon Pieri	1990-91-92	186
5.	Jason Moore	1994-95-96-97	184
6.	Darrell Lewis	1991-92-93	176
7.	John Wesselman	1987-88-89	171
8.	Matt McCoy	2002-03-04	170
9.	Chris Johnson	1990-91-92-93	168
10.	<b>Andrew Preston</b>	<b>2007-08-09-10</b>	<b>165</b>

## Punts

Rk	Name	Years	Punt
1.	Kirk Morrison	2001-02-03-04	241
1.	Wayne Ross	1984-85-86-87	248
2.	Michael Hughes	2004-05-06-07	230
3.	<b>Brian Stahovich</b>	<b>2008-09-10</b>	<b>182</b>
4.	Brian Simnjanovski	1999-00-01-02	178
5.	Tim Thorn	1972-73-74	140
6.	Mike Jezulin	1980-81	139
7.	Willie Buchanon	1970-71	129
8.	Don Copeland	1997-98	126
9.	Ed Kaszycki	1993-94	109

## Punt Yards

Rk	Name	Years	Yards
1.	Wayne Ross	1984-85-86-87	10,402
2.	Michael Hughes	2004-05-06-07	9,768
3.	<b>Brian Stahovich</b>	<b>2008-09-10</b>	<b>7,766</b>
4.	Brian Simnjanovski	1999-00-01-02	7,627
5.	Mike Jezulin	1980-81	5,794
6.	Don Copeland	1997-98	5,318
7.	Tim Thorn	1972-73-74	5,157
8.	Willie Buchanon	1970-71	4,751
9.	Noel Prefontaine	1995-96	4,469
10.	Joe Santos	1988-89	4,287

## Punt Average

Rk	Name	Years	Average
1.	Noel Prefontaine	1995-96	44.7
2.	Mike Saxon	1982-83	44.1
3.	Brian Simnjanovski	1999-00-01-02	42.8
4.	<b>Brian Stahovich</b>	<b>2008-09-10</b>	<b>42.7</b>
5.	Michael Hughes	2004-05-06-07	42.5
6.	Don Copeland	1997-98	42.2
7.	Wayne Ross	1984-85-86-87	41.9
8.	Mike Jezulin	1980-81	41.7
9.	Joe Santos	1988-89	40.8
10.	Ed Kaszycki	1993-94	38.5

# Season Records

## Rushing Yards

Rk	Name	Cl.	Year	Att.	Yds.	TD
1.	George Jones	Jr.	1995	305	1,842	23
2.	Marshall Faulk	So.	1992	265	1,630	15
3.	Marshall Faulk	T-Fr.	1991	231	1,586	22
4.	Larry Ned	Sr.	2001	311	1,549	15
5.	Marshall Faulk	Jr.	1993	300	1,530	21
6.	<b>Ronnie Hillman</b>	<b>T-Fr.</b>	<b>2010</b>	<b>234</b>	<b>1,304</b>	<b>14</b>
7.	David Turner	Sr.	1977	240	1,252	12
8.	Chris Hardy	Jr.	1985	158	1,150	7
9.	Jim Allison	Sr.	1964	174	1,186	16
10.	Wayne Pittman	Sr.	1994	274	1,136	12
11.	Tony Allen	Sr.	1979	226	1,094	10
12.	Lynell Hamilton	T-Fr.	2003	234	1,087	4
13.	Paul Hewitt	Sr.	1988	240	1,055	10
14.	Jonas Lewis	So.	1997	227	1,021	6
15.	Norm Nygaard	So.	1952	153	1,016	9
16.	Paul Hewitt	Jr.	1987	233	1,001	18

## Rushing Yards/Freshman Season

Rk	Name	Cl.	Year	Att.	Yds.	TD
1.	Marshall Faulk	T-Fr.	1991	231	1,586	22
2.	<b>Ronnie Hillman</b>	<b>T-Fr.</b>	<b>2010</b>	<b>234</b>	<b>1,304</b>	<b>14</b>
3.	Lynell Hamilton	T-Fr.	2003	234	1,087	4

## Rushing Attempts

Rk	Name	Year	Att.	Yds.
1.	Larry Ned	2001	311	1,549
2.	George Jones	1995	305	1,842
3.	Marshall Faulk	1993	300	1,530
4.	Wayne Pittman	1994	274	1,136
5.	Marshall Faulk	1992	265	1,630
6.	Paul Hewitt	1988	240	1,104
	David Turner	1977	240	1,252
8.	Chris Hardy	1986	237	947
9.	<b>Ronnie Hillman</b>	<b>2010</b>	<b>234</b>	<b>1,304</b>
	Lynell Hamilton	2003	234	1,087

## Rushing Touchdowns

Rk	Name	Year	TDs
1.	George Jones	1995	23
2.	Marshall Faulk	1993	21
	Marshall Faulk	1991	21
4.	Paul Hewitt	1987	18
5.	Jim Allison	1964	16
6.	Larry Ned	2001	15
	Marshall Faulk	1992	15
8.	<b>Ronnie Hillman</b>	<b>2010</b>	<b>14</b>
9.	Ron Slack	1989	13
	David Turner	1977	13

## 100-Yard Rushing Games

Rk	Name	Year	Gms.
1.	George Jones	1995	9
2.	Marshall Faulk	1992	8
	Marshall Faulk	1991	8
4.	Marshall Faulk	1993	7
	David Turner	1977	7
	Jim Allison	1964	7
7.	Larry Ned	2001	6
	Tony Allen	1979	6
9.	<b>Ronnie Hillman</b>	<b>2010</b>	<b>5</b>
	Jonas Lewis	1997	5
	George Jones	1996	5
	Wayne Pittman	1994	5
	Paul Hewitt	1988	5
	Chris Hardy	1986	5
	Norm Nygaard	1952	5

## Passing Yards

Rk	Name	Cl.	Year	A.	C.	Yds.
1.	Todd Santos	Sr.	1987	492	306	3,932
2.	Dan McGwire	Sr.	1990	448	270	3,833
3.	Dan McGwire	Jr.	1989	440	258	3,651
4.	<b>Ryan Lindley</b>	<b>Jr.</b>	<b>2010</b>	<b>398</b>	<b>225</b>	<b>3,554</b>
5.	Dennis Shaw	Sr.	1969	363	214	3,394
6.	Matt Kofler	Sr.	1981	436	263	3,337
7.	Billy Blanton	Jr.	1995	389	243	3,300
8.	Adam Hall	Jr.	2002	452	272	3,253
9.	Billy Blanton	Sr.	1996	344	227	3,221
10.	Kevin O'Connell	Sr.	2007	439	257	3,063
11.	Ryan Lindley	So.	2009	437	239	3,054

## Passing Touchdowns

Rk	Name	Year	TDs
1.	Dennis Shaw	1969	39
2.	Billy Blanton	1996	29
3.	Dan McGwire	1990	27
4.	<b>Ryan Lindley</b>	<b>2010</b>	<b>26</b>
	Todd Santos	1987	26
6.	Tim Gutierrez	1993	24
	Joe Davis	1977	24
8.	Ryan Lindley	2009	23
	Billy Blanton	1995	23
	Brian Sipe	1970	23

## Receiving Yards

Rk	Name	Cl.	Year	Rec.	Yds.	TD
1.	J.R. Tolver	Sr.	2002	128	1,785	13
2.	Kassim Osgood	Sr.	2002	108	1,552	8
3.	Patrick Rowe	Jr.	1990	71	1,392	8
4.	Craig Scoggins	Sr.	1966	85	1,301	8
5.	Tim Delaney	Jr.	1969	89	1,300	14
6.	Gary Garrison	Jr.	1964	78	1,272	15
7.	Darnay Scott	Jr.	1993	75	1,262	10
8.	Tom Nettles	Sr.	1968	62	1,227	14
9.	Will Blackwell	So.	1995	86	1,207	8
10.	Haven Moses	Jr.	1966	62	1,206	10
11.	<b>Vincent Brown</b>	<b>Sr.</b>	<b>2010</b>	<b>61</b>	<b>1,187</b>	<b>9</b>
12.	<b>DeMarco Sampson</b>	<b>Sr.</b>	<b>2010</b>	<b>65</b>	<b>1,175</b>	<b>8</b>
13.	Jim Sandusky	Sr.	1983	69	1,171	6
14.	Dwight McDonald	Sr.	1974	86	1,157	7
15.	Darnay Scott	So.	1992	68	1,150	9
16.	Dennis Arey	Sr.	1990	68	1,118	10
17.	Jeff Webb	Sr.	2005	92	1,109	10
18.	Webster Slaughter	Sr.	1985	82	1,071	10
19.	Tom Reynolds	Sr.	1971	67	1,070	7
20.	Az Hakim	So.	1995	57	1,022	8
21.	Will Blackwell	Jr.	1996	60	1,000	11

## Touchdowns Receiving/Div. I Era

Rk	Name	Year	TDs
1.	Tom Reynolds	1969	18
2.	Tim Delaney	1969	14
3.	J.R. Tolver	2002	13
4.	Ronnie Smith	1977	12
	Ken Burlow	1970	12
6.	Will Blackwell	1996	11
7.	Jeff Webb	2005	10
	Darnay Scott	1993	10
	Dennis Arey	1990	10
	Webster Slaughter	1985	10
	---		
	<b>Vincent Brown</b>	<b>2010</b>	<b>9</b>
	<b>DeMarco Sampson</b>	<b>2010</b>	<b>8</b>

## 100-Yard Receiving Games

Rk	Name	Year	Gms.
1.	Patrick Rowe	1990	9
2.	Kassim Osgood	2002	8
	J.R. Tolver,	2002	8
	Dennis Arey	1990	8
5.	Webster Slaughter	1985	7
	Gary Garrison	1964	7
7.	<b>DeMarco Sampson</b>	<b>2010</b>	<b>6</b>
	Jeff Webb	2005	6
	Will Blackwell	1995	6
	Darnay Scott	1993	6
	Jim Sandusky	1983	6
	Dwight McDonald	1974	6
	Tom Nettles	1968	6
	---		
	<b>Vincent Brown</b>	<b>2010</b>	<b>5</b>

## Total Offense

Rk	Name	Year	Yards
1.	Todd Santos	1987	3,688
2.	Dan McGwire	1990	3,664
3.	Matt Kofler	1981	3,528
4.	<b>Ryan Lindley</b>	<b>2010</b>	<b>3,515</b>
5.	Kevin O'Connell	2007	3,471
6.	Dan McGwire	1989	3,423
7.	Billy Blanton	1995	3,324
8.	Dennis Shaw	1969	3,197
9.	Billy Blanton	1996	3,161
10.	Adam Hall	2002	3,143

## Points

Rk	Name	Year	Pts.	
1.	Marshall Faulk	1993	24 TD	144
	Paul Hewitt	1987	24 TD	144
3.	Marshall Faulk	1991	23 TD, 1 2XP	140
4.	George Jones	1995	23 TD	138
5.	Tom Reynolds	1969	18 TD	108
6.	Andy Trakas	1990	53 XP, 18 FG	107
7.	<b>Abel Perez</b>	<b>2010</b>	<b>49 XP, 17 FG</b>	<b>100</b>
8.	Jim Allison	1964	16 TD	98
9.	Marshall Faulk	1992	15 TD, 1 2XP	92
10.	Larry Ned	2001	15 TD	90
	Chris O'Brien	1985	39 XP, 17 FG	90
	---			
	<b>Ronnie Hillman</b>	<b>2010</b>	<b>14 TD</b>	<b>84</b>

## Touchdowns

Rk	Name	Year	TD
1.	Marshall Faulk	1993	24
	Paul Hewitt	1987	24
3.	George Jones	1995	23
	Marshall Faulk	1991	23
5.	Tom Reynolds	1969	18
6.	Jim Allison	1964	16
7.	Larry Ned	2001	15
	Marshall Faulk	1992	15
9.	<b>Ronnie Hillman</b>	<b>2010</b>	<b>14</b>
	J.R. Tolver	2002	14
	Ronnie Smith	1977	14
	Tom Nettles	1968	14
	Gary Garrison	1965	14
	Art Preston	1951	14

# Season Records (cont.)

## PAT

Rk	Name	Year	TD
1.	Al Limahelu	1969	59
2.	Andy Trakas	1990	53
3.	<b>Abel Perez</b>	<b>2010</b>	<b>49</b>
4.	Peter Holt	1993	45
5.	Al Limahelu	1970	44
6.	Peter Holt	1996	41
7.	Peter Holt	1995	40
	Andy Trakas	1991	40
9.	Andy Trakas	1992	39
	Chris O'Brien	1985	39
	Benny Ricardo	1973	39

## Field Goals

Rk	Name	Year	FG
1.	J.C. Mejia	2003	18
	Andy Trakas	1990	18
3.	<b>Abel Perez</b>	<b>2010</b>	<b>17</b>
	Tommy Kirovski	2002	17
	Chris O'Brien	1985	17
5.	Peter Holt	1993	16
	Andy Trakas	1989	16
7.	Garrett Palmer	2005	15
	Peter Holt	1996	15
	Steve Duncan	1978	15
10.	Tyler Ackerson	1988	14
	Marco Morales	1982	14

## Field Goal Percentage

Rk	Name	Year	Pct.	FGM-A
1.	Chris O'Brien	1985	.895	17-19
2.	Garrett Palmer	2005	.882	15-17
3.	Garrett Palmer	2007	.867	13-15
4.	Chris O'Brien	1984	.846	11-13
5.	Peter Holt	1996	.789	15-19
6.	<b>Abel Perez</b>	<b>2010</b>	<b>.773</b>	<b>17-22</b>
7.	Tommy Kirovski	2001	.769	10-13
8.	Marco Morales	1982	.737	14-19
9.	Tyler Ackerson	1987	.733	11-15
10.	Marco Morales	1983	.727	8-11
	Benny Ricardo	1973	.727	8-11

## Tackles For Loss

Rk	Name	Year	TFL
1.	Kabeer Gbaja-Biamila	1999	33
2.	Jack Eaton	1985	24
3.	Kabeer Gbaja-Biamila	1998	22
	Levi Esene	1984	22
	Doug Reed	1982	22
6.	Kevin Richey	1979	21
	Mike Douglass	1976	21
8.	Andy Coviello	1991	20
	Mike Stevens	1984	20
	James Johnson	1983	20
	---		
	<b>Miles Burris</b>	<b>2010</b>	<b>19</b>

## Quarterback Sacks

Rk	Name	Year	TFL
1.	Mike Douglass	1976	21.0
2.	Brett Faryniarz	1987	13.0
3.	Andy Coviello	1991	12.5
4.	Kabeer Gbaja-Biamila	1999	12.0
	Kabeer Gbaja-Biamila	1997	12.0
6.	Levi Esene	1986	10.5
7.	<b>Miles Burris</b>	<b>2010</b>	<b>9.5</b>
	Jack Eaton	1985	9.5
9.	Doug Reed	1982	9.0
	Kevin Richey	1979	9.0

## Passes Defended/PBU

Rk	Name	Year	PBU
1.	Marlon Andrews	1990	22
2.	Ricky Sharpe	2002	16
3.	Jacob Elimimian	2003	14
	Jeff Shoate	2003	14
	Eric Lewis	1995	14
	Ricky Parker	1995	14
	Tory Nixon	1984	14
8.	Donny Baker	2004	13
	Gary Taylor	1991	13
10.	<b>Leon McFadden</b>	<b>2010</b>	<b>12</b>
	Donny Baker	2005	12
	Terrell Maze	2005	12
	Aazaar Abdul-Rahim	1999	12
	Clark Moses	1989	12
	---		
	<b>Jose Perez</b>	<b>2010</b>	<b>10</b>

## Forced Fumbles

Since 1980

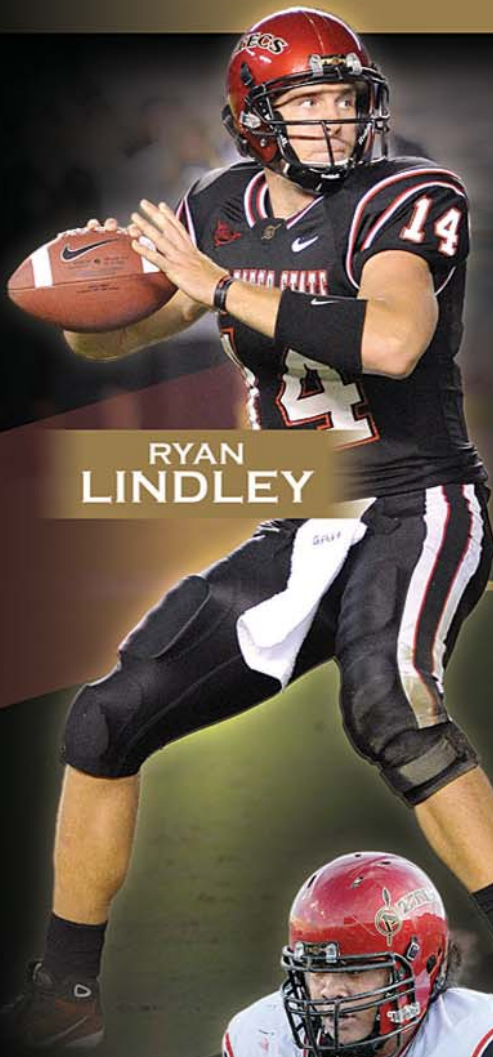
Rk	Name	Year	FF
1.	Kevin Mitchell	1980	6
2.	Robert Griffith	1990	5
	Mike Fox	1982	5
4.	<b>Miles Burris</b>	<b>2010</b>	<b>4</b>
	Heath Farwell	2004	4
	Kirk Morrison	2003	4
	Heath Farwell	2002	4
	Jeff Shoate	2001	4
	Andy Osborne	1997	4
	Robert Griffith	1991	4
	Kabeer Gbaja-Biamila	1996	4

## Punt Average

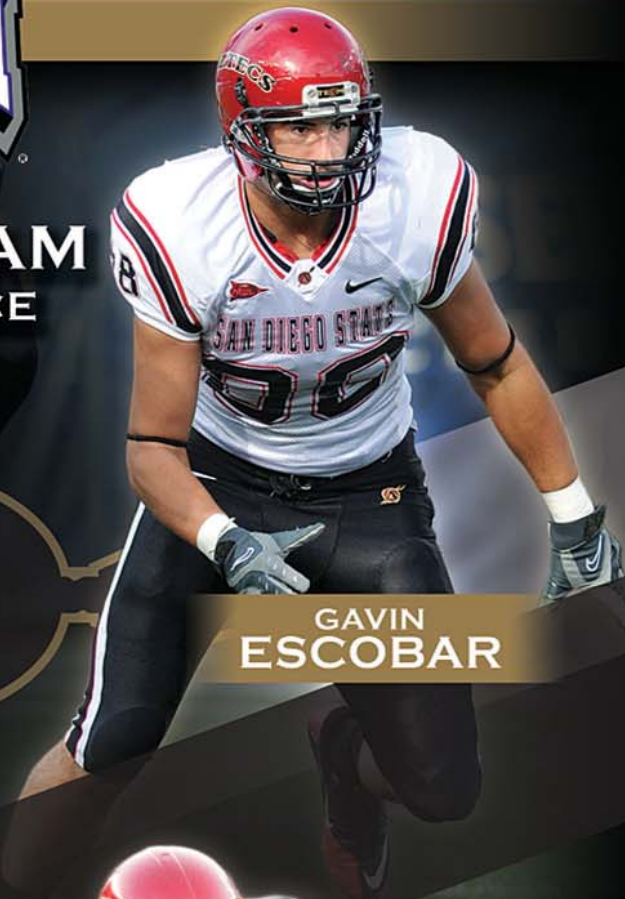
Rk	Name	Year	No. -Yds.	Avg.
1.	Noel Prefontaine	1996	48-2,234	46.54
2.	<b>Brian Stahovich</b>	<b>2010</b>	<b>50-2,285</b>	<b>45.70</b>
3.	Mike Saxon	1983	57-2,592	45.47
4.	Michael Hughes	2005	67-3,003	44.82
5.	Michael Hughes	2007	72-3,163	43.93
6.	Brian Stahovich	2009	61-2,674	43.84
7.	Brian Simjanovski	2001	63-2,747	43.60
8.	Don Copeland	1997	65-2,797	43.03
9.	Noel Prefontaine	1995	52-2,235	42.98
10.	Mike Jezulin	1981	55-2,359	42.89



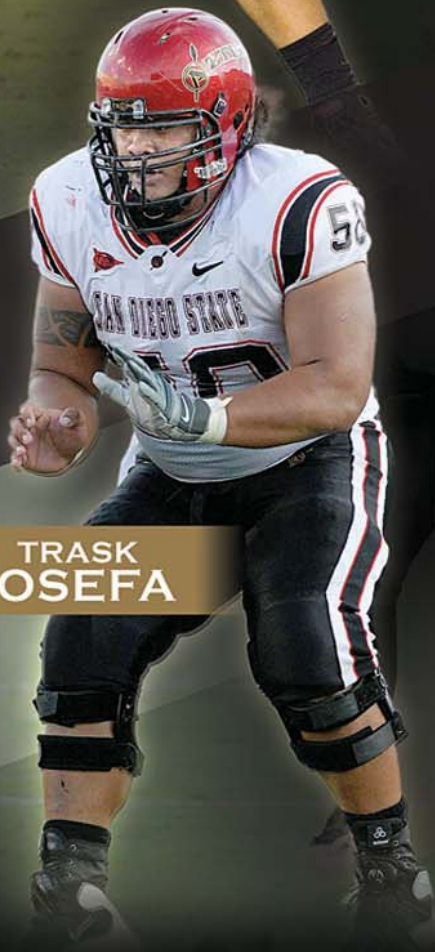
**SECOND TEAM  
ALL-CONFERENCE**



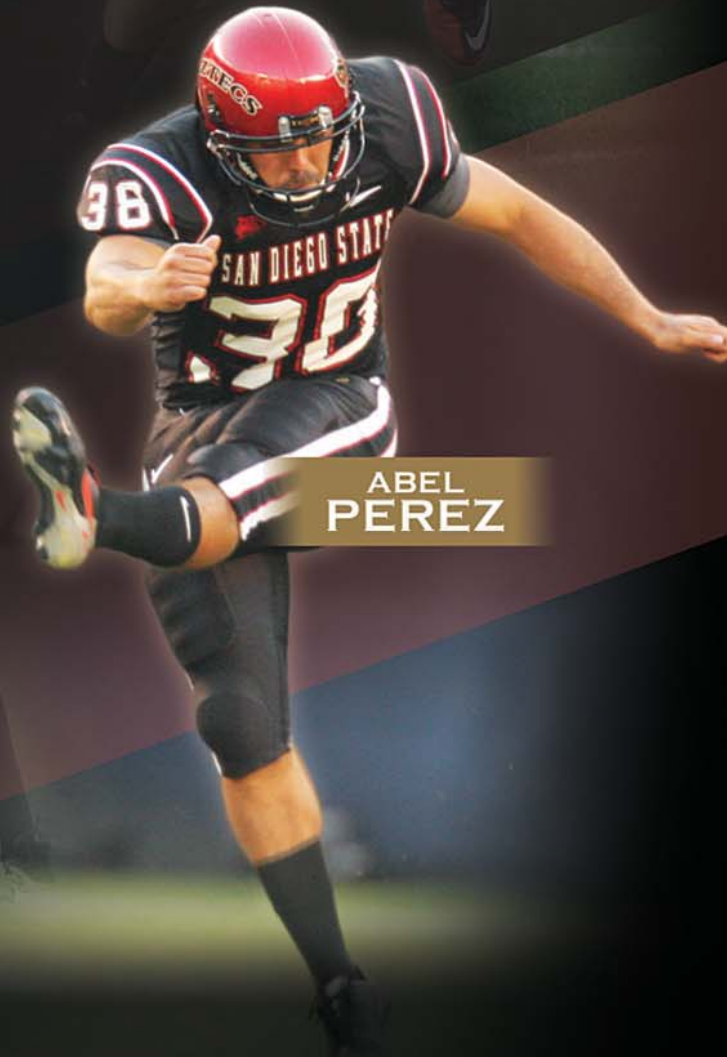
**RYAN  
LINDLEY**



**GAVIN  
ESCOBAR**



**TRASK  
IOSEFA**



**ABEL  
PEREZ**



# FIRST TEAM ALL-CONFERENCE



MILES  
BURRIS



LEON  
MCFADDEN



RONNIE  
HILLMAN



VINCENT  
BROWN



DEMARCO  
SAMPSON



BRIAN  
STAHOVICH