

Game No. 13



South Dakota St. (2-10) at

San Diego State (5-7)

Monday, Jan. 3, 2005

7:05 p.m. PST (announced)

Cox Arena (12,414)

San Diego, Calif.

Television

Channel 4 San Diego. Ted Leitner (play-by-play), Jim Brogan (analysis).

Radio

XPRS-1090 AM, San Diego (The Mighty 1090). Allan Horton (play-by-play), John Kentera (analysis) and Dave Marcus (producer).

Series

This is the first meeting between San Diego State and South Dakota State.

Up Next

San Diego State opens the sixth season of play in the Mountain West Conference play with a road game at Brigham Young on Sat., Jan. 8. The Aztecs are 2-4 in MWC openers, but have won two straight, including last season's 65-61 victory over the Cougars. San Diego State is 2-23 lifetime against Brigham Young in Provo, with the victories coming on Jan. 31, 1985 (77-71) and Dec. 31, 1996 (89-86 in overtime). Overall, Brigham Young leads the series 38-16, although San Diego State has split the last six games with the Cougars.

Aztec Basketball

SAN DIEGO STATE GAME NOTES ♦ vs. SOUTH DAKOTA STATE ♦ MON., JAN. 3 ♦ COX ARENA AT AZTEC BOWL

San Diego State Looks to Build Momentum in Final Non-Conference Test; Battles South Dakota State on Monday Night at Cox Arena

Having faced the nation's 56th most difficult schedule (as of Jan. 1 RPI), San Diego State (5-7) concludes the non-conference portion of its schedule with its first meeting with South Dakota State.

Game time is set for 7:05 p.m. and the contest will be broadcast by Channel 4 San Diego (no satellite coverage available) and can be heard on XPRS (The Mighty 1090).

Since the 1999-00 season, the final regular season non-conference game has been an indicator of how the season would turn out. The Aztecs are 3-2 in those games, with the Aztecs finishing .500 or better in all three seasons in which they have won their final non-conference test. In seasons in which they lost that game, SDSU has failed to reach the .500 mark.

The Aztecs are looking to break a two-game losing streak, in which they led in the second half of both games. On Friday, San Diego State led by as many as seven points, and enjoyed a lead for nearly 22 minutes of the game, before falling to Providence 76-67. The Friars used a 10-2 run over a three-minute stretch of the second half to turn a four-point deficit into a four-point advantage and never looked back.

San Diego State lost the game despite owning a rebound advantage (38-36), committing fewer turnovers (12-15), and attempting more free throws (27-21). The reason for the loss, field goal percentage. Providence shot 50.9 percent from the field, the highest by an Aztec opponent this season, while SDSU shot a season-low 34.9 percent from the floor.

Sophomore guard Brandon Heath enjoyed his second consecutive 20-point scoring game, matching his season-high with a game-high 26 points and adding seven rebounds. Sophomore forward Marcus Slaughter narrowly missed his third straight double-double with 18 points and nine rebounds. Junior center Mohamed Camara tied a career-high with seven points and shattered his previous best for rebounds by pulling down a game-high 13.

The Aztecs are still struggling from the field. After shooting above 53 percent from the field in three straight games during a four-game winning streak earlier this season, San Diego State has failed to shoot 42 percent from the floor in its last seven games, connecting on 153-of-407 (37.6 percent) during that span.

The 42 percent shooting figure from the floor has been an important one this season. The Aztecs are 4-0 when shooting at least 42 percent, are 1-1 when shooting 40 to 42 percent, and 0-6 when shooting less than 40 percent from the field.

Every San Diego State game this season and 14 straight dating back to last season has been won by the team with the higher field goal percentage.

South Dakota State is in the first year of moving from Division II to Division I for all of its athletic programs. The school, currently classified as a provisional Division I member, will reach Division I status in 2008-09, although it will begin having an RPI next season. The Jacks have been one of the premiere Division II programs, where they posted a 118-36 record since the 2000-01 season.

This is the first meeting between the only NCAA schools that use SDSU as their monogram. Following the game, the Aztecs begin preparation for their Mountain West Conference opener at Brigham Young on Saturday.

Tidbits...

■ San Diego State assistant head coach Brian Dutcher's first full-time coaching job was at South Dakota State. Dutcher spent three seasons helping turn around the Division II program before departing for Michigan in 1988.

■ With 13 rebounds against Providence, Mohamed Camara not only set a new career high, he also matched the highest rebound effort by an Aztec player this season. Marcus Slaughter had 13 boards against Cal State Fullerton and UC Santa Barbara.

■ As of Saturday, San Diego State's strength of schedule was rated 56th of the 330 schools nationally. That is one reason why the Aztecs ranked 137th nationally in RPI despite owning a 5-7 record. Only 10 schools with losing records to date had a higher RPI than San Diego State.

■ Sophomore forward Marcus Slaughter has started 29 consecutive games and scored 10 or more points in all 12 games this season.

■ Sophomore guard Brandon Heath, who earned MWC Player of the Week honors in December, has hit a three in a personal-best 13 straight games.

Aztecs At-A-Glance (5-7 Overall/0-0 MWC)

No.	Name (Career G/GS)	Pos.	Ht.	Wt.	Cl.	PPG	RPG	Misc.	Note	* - Indicates walk-on; ► - Probable Starters
0	Tommy Johnson (89/20)	G	6-3	186	Sr.	1.3	1.0	0.6 apg	Started two of last three; Scored in 3 straight games for 1st time this season	
1	► Brandon Heath (42/37)	G	6-3	183	So.	17.6	3.9	3.8 apg	10+ pts. in 12-straight vs. DI opponents; 46-53 FTs; 14 career 20+ scoring gms.	
2	Wesley Stokes (99/49)	G	6-0	167	Sr.	---	---	---	Not on the active roster; SDSU is 11-4 when he has 20+ pts., rebs., ast.	
3	► Chris Walton (94/34)	F	6-8	234	Sr.	2.3	2.3	1.3 apg	Returned from 9-game absence with 6 pts. and 4 rebs. at Iowa State	
5	Travis Hanour (41/8)	G	6-6	202	Sr.	1.0	1.0	0.7 apg	Last played Dec. 14 vs. SMC; Scored 3 pts. vs. SMC, 1st pts. since 2/24/03	
10	Shawn Weinstein * (2/0)	G	6-0	188	Fr.	0.0	0.0	2 GP	A redshirt last season, he saw action against UCSD and San Diego	
11	► Tyler Smith * (11/3)	G	6-2	208	Fr.	1.7	1.7	1.3 apg	CH 8 pts., CH 8 rebs. and 4 ast. vs. CSUF; Averages 14.2 mpg; 14 assists	
15	John Sharper (69/14)	G	6-0	195	Jr.	6.8	1.4	41.2 3FGs	41.3 career 3FG pct; Made 2 or more 3's in first 5 games this season	
20	Trimaine Davis (53/3)	F	6-8	233	Jr.	3.7	1.7	61.3 FGs	Made first start and scored CH 10 pts. at LMU; Career 57.5 FG Pct.	
21	Matt Thomas (12/3)	G	6-3	191	Fr.	5.8	2.8	1.6 apg	Started 3 of last 5 gms.; Career-high 14 pts. at Wash.; Made 22 of last 27 FTA	
24	Tim McGrath (0/0)	F	6-5	182	Fr.	---	---	---	REDSHIRT CANDIDATE. High jumped 6-10 in high school.	
30	Chris Lamb (0/0)	F	6-9	205	Fr.	---	---	---	REDSHIRT CANDIDATE. Grew nine inches during his prep career	
31	Jared Ines * (5/0)	F	6-7	234	Sr.	1.6	0.0	5 GP	Hard working senior with great strength for his size; 6 pts. vs. UCSD	
33	Chris Manker (87/11)	C	7-0	225	Sr.	9.2	3.0	1.5 apg	54 career treys; Aztecs are 9-3 when he blocks a shot; Made 13 of last 14 FTA	
42	► Marcus Slaughter (42/30)	F	6-8	223	So.	18.8	9.2	1.4 bpg	10+ pts in 12 straight gms.; 4 double-doubles this yr., 6 in career	
50	► Mohamed Camara (12/9)	C	6-10	265	Jr.	3.1	5.0	8 blks.	Speaks six languages; Averages 9.6 rebounds per 40 minutes	

Head Coach: Steve Fisher (Illinois State, 1967) • 259-168 (14th full season overall) • 75-86 (sixth season at SDSU)

Assistant Head Coach: Brian Dutcher (Minnesota, 1982) Assistant Coaches: Gregg Gottlieb (UCLA, 1995), Mark Hughes (Michigan, 1989)

Director of Operations: Mark Fisher (Michigan, 2001) Athletic Trainer: Mark Haines (Metropolitan State College, 1987)

0	Tommy Johnson <i>Guard, 6-3, 186, Sr.-3L</i> <i>Los Angeles, Calif. (Crenshaw High)</i>	PPG 04-05 1.3 RPG 1.0 APG 0.6 FG 53.8 3FG 00.0 FT 25.0 MWC Career Highs: <u>Points:</u> 18 vs. Troy State (11-30-03) <u>Rebounds:</u> 7 vs. IPFW (12-30-02) <u>Assists:</u> 5 at Cal Poly (11-30-02)	Played in 89 career games and has made 20 starts... Played in 44 games in which the Aztecs have won, second most among active players... Ranks 26th on the school's career three-point field goals list... Never fouled out of a game... Seven career 10+ scoring games... One of only two players to wear the number zero jersey in Aztec history (Jim Roban).
1	Brandon Heath <i>Guard, 6-3, 183, So.-1L</i> <i>Los Angeles, Calif. (Westchester High)</i>	PPG 04-05 17.6 RPG 3.9 APG 3.8 FG 41.3 3FG 35.9 FT 86.8 MWC Career Highs: <u>Points:</u> 30 vs. Texas Tech (12-13-03) <u>Rebounds:</u> 9 vs. Monmouth (11-22-04) <u>Assists:</u> 9 vs. UCSD (11-27-04)	Earned MWC Player of the Week on Dec. 6... Already set career highs with nine rebounds and nine assists this season... 14 career 20+ scoring games... Has 624 career points in just 42 games... 8th on the SDSU career three-point field goal chart with 71... 3FG in 13 straight games... Scored in double figures in 12 straight vs. D-I Opponents... Made 31 of last 36 FTA.
3	Chris Walton <i>Forward, 6-8, 234, Sr.-3L</i> <i>San Diego, Calif. (Univ. of San Diego High)</i>	PPG 04-05 2.3 RPG 2.3 APG 1.3 FG 15.4 3FG 22.2 FT 50.0 MWC Career Highs: <u>Points:</u> 17 at BYU (2-9-04) <u>Rebounds:</u> 10 - two times <u>Assists:</u> 6 vs. Portland (12-31-03)	Missed nine straight games due to hip flexor and groin strain... Returned to action at Iowa State (Dec. 28) and responded with 6 pts. and 4 rebs... Had streak of 31 consecutive games played broken against Monmouth (Nov. 22)... Did not practice between Nov. 20-Dec. 19 due to groin strain... MRI and X-Rays taken on Nov. 29 were negative.
5	Travis Hanour <i>Guard, 6-6, 202, Sr.-1L</i> <i>Laguna Beach, Calif. (Laguna Beach/Univ. of Ariz.)</i>	PPG 04-05 1.0 RPG 1.0 APG 0.7 FG 25.0 3FG 33.3 FT 0.0 MWC Career Highs: <u>Points:</u> 11 - two times <u>Rebounds:</u> 7 vs. Utah (1-18-03) <u>Assists:</u> 3 vs. Wash. St. (2-10-01)	Played in three games this season... Prior to the UCSB game (Dec. 4), his last regular-season game was March 1, 2003... Had surgeries to alleviate chronic tendinitis in both knees since 2002-03... Most recent surgery was on his right knee on April 7, 2004, exactly 51 weeks after having similar surgery on his left knee.
10	Shawn Weinstein <i>Guard, 6-0, 188, Fr.-RS</i> <i>Rancho Palos Verdes, Calif. (Peninsula High)</i>	PPG 04-05 0.0 RPG 0.0 APG 0.0 FG 0.0 3FG 0.0 FT 0.0 MWC Career Highs: <u>Points:</u> <u>Rebounds:</u> <u>Assists:</u>	A talented high school star who walked-on last season and redshirted... Solid ball handler who gives the Aztecs another option off the bench... Second year with the program... Played in his first career game against UC San Diego (Nov. 27)... Played three minutes against the Tritons.
11	Tyler Smith <i>Guard, 6-2, 208, Fr.-HS</i> <i>San Clemente, Calif. (Santa Margarita High)</i>	PPG 04-05 1.7 RPG 1.7 APG 1.3 FG 30.0 3FG 33.3 FT 50.0 MWC Career Highs: <u>Points:</u> 8 vs. CSUF (12-21-04) <u>Rebounds:</u> 8 vs. CSUF (12-21-04) <u>Assists:</u> 4 twice	One of two true freshmen to play this season... His 156 minutes played are the seventh-highest total on the team... Played in 11-of-12 games this season and started the last three games... Career highs with eight points, eight rebounds and 38 minutes against CSUF (Dec. 21)... Had three points and four assists against UC San Diego (Nov. 27).
15	John Sharper <i>Guard, 6-0, 195, Jr.-2L</i> <i>Oakland, Calif. (St. Mary's High)</i>	PPG 04-05 6.8 RPG 1.4 APG 1.4 FG 41.2 3FG 41.7 FT 1.000 MWC Career Highs: <u>Points:</u> 15 at UCSB (12-4-04) <u>Rebounds:</u> 5 vs. UCSD (12-2-02) <u>Assists:</u> 4 at Arizona (12-22-03)	Once a walk-on, Sharper has progressed to a staple in the starting five... A career 41.3 percent three-point field goal shooter (3rd highest in school history)... Made multiple treys in first five games this season... Aztecs are 11-6 when he makes two or more 3's in a game... Averages one turnover every 20.6 minutes in his career... Current streak of 12 straight FTM.
20	Trimaine Davis <i>Forward, 6-8, 233, Jr.-2L</i> <i>West Pittsburg, Calif. (Pittsburg High)</i>	PPG 04-05 3.7 RPG 1.7 APG 0.2 FG 61.3 3FG 0.0 FT 42.9 MWC Career Highs: <u>Points:</u> 10 at LMU (12-18-04) <u>Rebounds:</u> 4 - three times <u>Assists:</u> 1 - four times	Connected on 19-of-31 shots from the floor this season... Has a career 57.5 field goal percentage... Averaging 11.3 minutes per game this season... Played in 53 career games... Started his first career game on Dec. 18 at LMU and responded with a career high 10 points... Averages 12.9 points and 5.9 rebounds per 40 minutes.
21	Matt Thomas <i>Guard, 6-3, 191, Fr.-HS</i> <i>Riverside, Calif. (Martin Luther King High)</i>	PPG 04-05 5.8 RPG 2.8 APG 1.6 FG 32.8 3FG 18.2 FT 69.4 MWC Career Highs: <u>Points:</u> 14 at Washington (12-7-04) <u>Rebounds:</u> 7 vs. SMC (12-14-04) <u>Assists:</u> 6 vs. Monmouth (11-22-04)	Started three of the last five games and played in all 12 games this season... Has two double-digit scoring games... Made 22 of last 27 FTA... Nine steals in last seven games... Averages 19.7 minutes per game... Scored at least two points in every game this season... One of four Aztec players to score in every game this season.
33	Chris Manker <i>Center, 7-0, 225, Sr.-2L</i> <i>W. Des Moines, Iowa. (Laguna Beach High/Oregon State Univ.)</i>	PPG 04-05 9.2 RPG 3.0 APG 1.5 FG 44.6 3FG 29.3 FT 76.2 MWC Career Highs: <u>Points:</u> 23 vs. UCSD (11-27-04) <u>Rebounds:</u> 9 vs. UCSD (12-6-03) <u>Assists:</u> 3 - two times	Aztecs' tallest player at 7'0" and can shoot the three... Made 17 two-point field goals all of last season, and already has 29 two-point field goals this year... Shooting 56.9 percent inside the arc... SDSU has outscored opponents by 24 points when he is on the floor and has been outscored by six points when he is not in the game (through ISU game)... Has 54 career treys.
42	Marcus Slaughter <i>Forward, 6-9, 208, So.-1L</i> <i>Riverside, Calif. (J.W. North High)</i>	PPG 04-05 18.8 RPG 9.2 APG 1.1 FG 47.4 3FG 30.8 FT 66.3 MWC Career Highs: <u>Points:</u> 28 vs. UCSB (11-19-04) <u>Rebounds:</u> 15 vs. UNLV (2-17-04) <u>Assists:</u> 4 at St. Mary's (1-7-04)	Started 28 consecutive games, the longest active streak on the team... Third leading scorer in the MWC at 18.8 ppg, he is hitting on 49.6 percent of his FG attempts... Scored in double figures in 11 straight games for the first time in his career after failing to score 10+ points in three straight prior to this streak... 7+ rebounds in eight straight games... Has four double-doubles this season.
50	Mohamed Camara <i>Center, 6-10, 265, Jr.-TR</i> <i>Conakry, Guinea (Moore (Ky.) High/Riverside College)</i>	PPG 04-05 3.1 RPG 5.0 APG 0.6 FG 39.5 3FG 0.0 FT 43.8 MWC Career Highs: <u>Points:</u> 7 vs. UCSD (11-27-04) <u>Rebounds:</u> 8 vs. Mon. (11-22-04) <u>Assists:</u> 13 vs. Providence (12-31-04)	Continues to get more comfortable with the offense... A wide body center with good strength... Has 37 points and 60 rebounds this season... Averages 9.6 rebounds per 40 minutes of action... Speaks six languages and grew up playing soccer in Guinea... Played 20 or more minutes seven times including five of the last seven games.

Coach Steve Fisher


Assistant Head Coach: Brian Dutcher

Assistant Coaches: Gregg Gottlieb, Mark Hughes

- 14th full season overall: 259-168
- 6th season at SDSU: 75-86
- 1989 NCAA Championship
- Appeared in national championship game three times ('89, '92, '93)
- 8 NCAA Tournament Appearances

- 4th in Active NCAA Tournament winning percentage (behind only Krzyzewski, Pittino and Izzo)
- One of 10 active coaches to win an NCAA national championship (Boheim, Calhoun, Fisher, Izzo, Knight, Krzyzewski, Olson, Pitino, T. Smith, G. Williams)

SDSU Broadcast Roster



0
TOMMY JOHNSON

Guard
6-3, 186, Senior-3L
Los Angeles, Calif.
Crenshaw High

PPG: 1.3 RPG: 1.0 APG: 0.6
FG%: 53.8 3FG: 00.0 FT%: 25.0



1
BRANDON HEATH

Guard
6-3, 183, Sophomore-1L
Los Angeles, Calif.
Westchester High

PPG: 17.6 RPG: 3.9 APG: 3.8
FG%: 41.3 3FG: 35.9 FT%: 86.8



3
CHRIS WALTON

Forward
6-10, 230, Junior-2L
San Diego, Calif.
Univ. of San Diego High

PPG: 2.3 RPG: 2.3 APG: 1.3
FG%: 15.4 3FG: 22.2 FT%: 50.0



5
TRAVIS HANOUR

Guard
6-8, 216, Senior-1L
Laguna Beach, Calif.
Laguna Beach High/
Univ. of Arizona

PPG: 1.0 RPG: 1.0 APG: 0.7
FG%: 25.0 3FG: 33.3 FT%: 0.0



10
SHAWN WEINSTEIN

Guard
6-1, 178, Freshman-RS
Rancho Palos Verdes, Calif.
Peninsula High


PPG: 0.0 RPG: 0.0 APG: 0.0
FG%: 0.0 3FG: 0.0 FT%: 0.0



11
TYLER SMITH

Guard
6-2, 208, Freshman-HS
San Clemente, Calif.
Santa Margarita Catholic High


PPG: 1.7 RPG: 1.7 APG: 1.3
FG%: 30.0 3FG: 33.3 FT%: 50.0



15
JOHN SHARPER

Guard
6-0, 195, Junior-2L
Oakland, Calif.
St. Mary's High

PPG: 6.8 RPG: 1.4 APG: 1.4
FG%: 41.2 3FG: 41.7 FT%: 100.0



20
TRIMAÏNE DAVIS

Forward
6-8, 233, Junior-2L
West Pittsburg, Calif.
Pittsburg High

PPG: 3.7 RPG: 1.7 APG: 0.2
FG%: 61.3 3FG: 0.0 FT%: 42.9



21
MATT THOMAS

Guard
6-3, 191, Freshman-HS
Riverside, Calif.
Martin Luther King High

PPG: 5.8 RPG: 2.8 APG: 1.6
FG%: 32.8 3FG: 18.2 FT%: 94.4



31
JARED INES

Forward
6-7, 234, Senior-Squad
Modesto, Calif.
Ceres High/
Ohlone College

PPG: 2.0 RPG: 0.0 APG: 0.0
FG%: 100.0 3FG: 0.0 FT%: 33.3



33
CHRIS MANKER

Center
7-0, 225, Junior-1L
West Des Moines, Iowa
Laguna Beach (Calif.) High/
Oregon State Univ.

PPG: 9.2 RPG: 3.0 APG: 1.5
FG%: 44.6 3FG: 29.3 FT%: 76.2



42
MARCUS SLAUGHTER

Forward
6-8, 223, Sophomore-1L
Riverside, Calif.
J.W. North High

PPG: 18.8 RPG: 9.2 APG: 1.1
FG%: 47.4 3FG: 30.8 FT%: 66.3



50
MOHAMED CAMARA

Center
6-10, 265, Junior-TR
Conakry, Guinea
Moore (Ky.) High/
Riverside College

PPG: 3.1 RPG: 5.0 APG: 0.6
FG%: 39.5 3FG: 0.0 FT%: 43.8



Head Coach
STEVE FISHER

- 14th full season as head coach • 259-168
- 6th year at San Diego State • 75-86
- 1989 NCAA champion
- 3 NCAA Championship game appearances
- 8 NCAA Tournament appearances
- Among active coaches he ranks: 4th in NCAA Tournament winning percentage (20-7, 71.4 percent), 5th in NBA Draft Picks (14) and 6th in NCAA Final Four Appearances (3)

SAN DIEGO STATE ROSTER

2004-05 Alphabetical Roster

No.	Name	Pos.	Ht.	Wt.	Yr.	Exp.	Most Recent Div. I Season			Hometown (High School/Previous School)
							PPG	RPG	APG	
50	Mohamed Camara	C	6-10	265	Jr.	JC	---	---	---	Conakry, Guinea (Moore (Ky.) High/Riverside (Calif.) College)
20	Trimaine Davis	F	6-8	233	Jr.	2L	1.5	1.0	0.1	West Pittsburg, Calif. (Pittsburg High)
5	Travis Hanour	G	6-6	202	Sr.	1L	3.1	3.1	1.0	Laguna Beach, Calif. (Laguna Beach High/Univ. of Arizona)
1	Brandon Heath	G	6-3	183	So.	1L	13.8	2.7	1.8	Los Angeles, Calif. (Westchester High)
31	Jared Ines *	F	6-7	234	Sr.	SQ	0.0	0.0	0.0	Modesto, Calif. (Ceres High/Ohlone College)
0	Tommy Johnson	G	6-3	186	Sr.	3L	4.0	1.9	1.0	Los Angeles, Calif. (Crenshaw High)
30	Chris Lamb	F	6-9	205	Fr.	HS	---	---	---	Louisville, Colo. (Monarch High)
33	Chris Manker	C	7-0	225	Sr.	2L	3.4	2.3	0.3	West Des Moines, Iowa (Laguna Beach (Calif.) High/Oregon State Univ.)
24	Tim McGrath	F	6-5	182	Fr.	HS	---	---	---	Santa Monica, Calif. (Santa Monica High)
15	John Sharper	G	6-0	195	Jr.	2L	4.1	0.9	0.9	Oakland, Calif. (St. Mary's High)
42	Marcus Slaughter	F	6-8	223	So.	1L	7.9	6.8	0.7	Riverside, Calif. (J.W. North High)
11	Tyler Smith *	G	6-2	208	Fr.	HS	---	---	---	San Clemente, Calif. (Santa Margarita Catholic High)
2	Wesley Stokes	G	6-0	167	Sr.	1L	12.1	2.3	5.8	Long Beach, Calif. (Poly High/Univ. of Missouri)
21	Matt Thomas	G	6-3	191	Fr.	HS	---	---	---	Riverside, Calif. (Martin Luther King High)
3	Chris Walton	F	6-8	234	Sr.	3L	8.7	4.9	2.3	San Diego, Calif. (Univ. of San Diego High)
10	Shawn Weinstein *	G	6-0	188	Fr.	RS	---	---	---	Rancho Palos Verdes, Calif. (Peninsula High)

2004-05 Numerical Roster

No.	Name	Pos.	Ht.	Wt.	Yr.	Exp.	Most Recent Div. I Season			Hometown (High School/Previous School)
							PPG	RPG	APG	
0	Tommy Johnson	G	6-3	186	Sr.	3L	4.0	1.9	1.0	Los Angeles, Calif. (Crenshaw High)
1	Brandon Heath	G	6-3	183	So.	1L	13.8	2.7	1.8	Los Angeles, Calif. (Westchester High)
2	Wesley Stokes	G	6-0	167	Sr.	1L	12.1	2.3	5.8	Long Beach, Calif. (Poly High/Univ. of Missouri)
3	Chris Walton	F	6-8	234	Sr.	3L	8.7	4.9	2.3	San Diego, Calif. (Univ. of San Diego High)
5	Travis Hanour	G	6-6	202	Sr.	1L	3.1	3.1	1.0	Laguna Beach, Calif. (Laguna Beach High/Univ. of Arizona)
10	Shawn Weinstein *	G	6-0	188	Fr.	RS	---	---	---	Rancho Palos Verdes, Calif. (Peninsula High)
11	Tyler Smith *	G	6-2	208	Fr.	HS	---	---	---	San Clemente, Calif. (Santa Margarita Catholic High)
15	John Sharper	G	6-0	195	Jr.	2L	4.1	0.9	0.9	Oakland, Calif. (St. Mary's High)
20	Trimaine Davis	F	6-8	233	Jr.	2L	1.5	1.0	0.1	West Pittsburg, Calif. (Pittsburg High)
21	Matt Thomas	G	6-3	191	Fr.	HS	---	---	---	Riverside, Calif. (Martin Luther King High)
24	Tim McGrath	F	6-5	182	Fr.	HS	---	---	---	Santa Monica, Calif. (Santa Monica High)
30	Chris Lamb	F	6-9	205	Fr.	HS	---	---	---	Louisville, Colo. (Monarch High)
31	Jared Ines *	F	6-7	234	Sr.	SQ	0.0	0.0	0.0	Modesto, Calif. (Ceres High/Ohlone College)
33	Chris Manker	C	7-0	225	Sr.	2L	3.4	2.3	0.3	West Des Moines, Iowa (Laguna Beach (Calif.) High/Oregon State Univ.)
42	Marcus Slaughter	F	6-8	223	So.	1L	7.9	6.8	0.7	Riverside, Calif. (J.W. North High)
50	Mohamed Camara	C	6-10	265	Jr.	JC	---	---	---	Conakry, Guinea (Moore (Ky.) High/Riverside (Calif.) College)

Head Coach: Steve Fisher (Illinois State, 1967)
Assistant Head Coach: Brian Dutcher (Minnesota, 1982)
Assistant Coaches: Gregg Gottlieb (UCLA, 1995), Mark Hughes (Michigan, 1989)
Director of Operations: Mark Fisher (Michigan, 2001)
Dir. of Player Development: Matt Soria (San Diego State, 2001)
Athletic Trainer: Mark Haines (Metropolitan State College, 1987)

Year refers to basketball eligibility for the 2004-05 season. * - Indicates walk-on.

2004-05 San Diego State

Record: 5-7 (Home: 4-4, Away: 1-3, Neutral: 0-0)
 Mountain West Conference: 0-0 (Home: 0-0, Away: 0-0)

Date	NR	Opponent	SDSU Result				San Diego State High				
			W-L	Record	MWC	Scorer	Rebounder	Assists	Attendance		
Nov. 19		UC SANTA BARBARA	L-ot	72-80	L1	0-1	Slaughter-28	Slaughter-13	Heath-3	6,191	
Nov. 22		MONMOUTH	W	69-65	W1	1-1	Slaughter-18	Heath-9	Thomas-6	4,097	
Nov. 27		UC SAN DIEGO	W	86-51	W2	2-1	Manker-23	Manker-5	Heath-9	4,102	
Dec. 1		SAN DIEGO	W	83-63	W3	3-1	Heath-26	Slaughter-12	Heath-5	6,132	
Dec. 4		at UC Santa Barbara (D)	W	73-55	W4	4-1	Slaughter-24	Slaughter-7	Heath-7	1,518	
Dec. 7	16/21	at Washington	L	69-98	L1	4-2	Slaughter-21	Camara/Slaughter-7	Thomas-3	9,694	
Dec. 11		CALIFORNIA~	L	57-60	L2	4-3	Slaughter-18	Slaughter-9	Manker-3	8,978	
Dec. 14		SAINT MARY'S	L	64-73	L3	4-4	Heath-20	Slaughter-8	Sharper-2	4,056	
Dec. 18		at Loyola Marymount	L	68-72	L4	4-5	Slaughter-21	Slaughter-9	Heath-4	1,650	
Dec. 21		CAL STATE FULLERTON	W	63-60	W1	5-5	Heath-17	Slaughter-13	Heath-6	4,550	
Dec. 28	--/rv	at Iowa State	L	59-69	L1	5-6	Heath-20	Slaughter-12	Sharper-3	8,091	
Dec. 31		PROVIDENCE (D)	L	67-76	L2	5-7	Heath-26	Camara-13	Heath/Walton-3	5,132	
Jan. 3		SOUTH DAKOTA STATE									
Jan. 8		at Brigham Young*									
Jan. 15		at UNLV*									
Jan. 22		WYOMING*									
Jan. 24		COLORADO STATE*									
Jan. 29		at Air Force* (D)									
Jan. 31		at New Mexico*									
Feb. 5		UTAH*									
Feb. 7		BRIGHAM YOUNG*									
Feb. 12		UNLV* (D)									
Feb. 19		at Colorado State*									
Feb. 21		at Wyoming*									
Feb. 26		NEW MEXICO*									
Feb. 28		AIR FORCE*									
Mar. 5		at Utah* (D)									
Mar. 10-12		at Mountain West Conference Championships (Pepsi Center; Denver, Colo.)									

Caps denote home game. * - Indicates Mountain West Conference Game. ^ - Mountain West Conference Championships at the Pepsi Center in Denver, Colo. ~ - San Diego SLAM Presented by PerfectWave Technologies (Cox Arena; San Diego, Calif.). Two-letter abbreviation indicates round, number to left of team indicates seed. Opp. NR - Indicates San Diego State's opponent national rankings in the Associated Press and ESPN/USA Today coaches polls at gametime. :00 - Time remaining in the final ten seconds when winning team scored final points to break a tie or win the game. D - Indicates day game. c - Indicates capacity.

Record/Attendance Summary

	G	W-L	Total	Average	High
Home	8	4-4	43,238	5,405	8,978 vs. California (Dec. 11)
Mountain West					
Away	4	1-3	20,953	5,238	9,694 at No. 16/21 Washington (Dec. 7)
Mountain West					
Neutral					
Total	12	5-7	64,191	5,349	9,694 at No. 16/21 Washington (Dec. 7)
Mountain West					

Win/Loss Margin

	1	2	3	4	5	6	7	8	9	10	11	12	13	14	15	16	17	18	19	20	21	22	23	24	25	29	35
Win			1	1														1		1							1
Loss			1	1				1	2	1																1	

2004-05 San Diego State Statistics

Record: 5-7 (Home: 4-4, Away: 1-3, Neutral: 0-0)

No.	Player	GP	GS	Min	Avg	TOTAL		3-PTS		FT-FTA	Pct	REBOUNDS				PF	FO	A	TO	Blk	Stl	Pts	Avg					
						FG-FGA	Pct	3FG-FGA	Pct			Off	Def	Tot	Avg													
42	SLAUGHTER, Marcus	12	12	426	35.5	74-156	.474	8-26	.308	69-104	.663	46	64	110	9.2	40	2	13	41	17	19	225	18.8					
01	HEATH, Brandon	12	11	396	33.0	71-172	.413	23-64	.359	46-53	.868	12	35	47	3.9	24	1	45	43	2	24	211	17.6					
33	MANKER, Chris	12	6	261	21.8	41-92	.446	12-41	.293	16-21	.762	18	18	36	3.0	19	0	18	14	6	9	110	9.2					
15	SHARPER, John	12	9	334	27.8	28-68	.412	20-48	.417	6-6	1.000	3	14	17	1.4	16	0	17	22	0	18	82	6.8					
21	THOMAS, Matt	12	3	236	19.7	21-64	.328	2-11	.182	25-36	.694	15	19	34	2.8	16	0	19	19	0	12	69	5.8					
20	DAVIS, Trimaine	12	3	136	11.3	19-31	.613	0-0	.000	6-14	.429	10	10	20	1.7	19	0	2	3	1	2	44	3.7					
50	CAMARA, Mohamed	12	9	250	20.8	15-38	.395	0-0	.000	7-16	.438	29	31	60	5.0	23	1	7	11	8	10	37	3.1					
11	SMITH, Tyler	11	3	156	14.2	6-20	.300	5-15	.333	2-4	.500	4	15	19	1.7	14	0	14	13	0	3	19	1.7					
00	JOHNSON, Tommy	12	2	110	9.2	7-13	.538	0-3	.000	1-4	.250	4	8	12	1.0	8	0	7	10	2	3	15	1.3					
31	INES, Jared	5	0	9	1.8	3-3	1.000	0-0	.000	2-6	.333	0	0	0	0.0	0	0	0	0	0	0	8	1.6					
03	WALTON, Chris	3	2	85	28.3	2-13	.154	2-9	.222	1-2	.500	4	3	7	2.3	11	0	4	10	1	2	7	2.3					
05	HANOUR, Travis	3	0	22	7.3	1-4	.250	1-3	.333	0-0	.000	0	3	3	1.0	3	0	2	3	1	2	3	1.0					
10	WEINSTEIN, Shawn	2	0	4	2.0	0-1	.000	0-1	.000	0-0	.000	0	0	0	0.0	0	0	0	1	0	0	0	0.0					
TEAM												17	21	38	3.2	0							1					
SDSU TOTALS		12				288-675	.427	73-221	.330	181-266	.680	162	241	403	33.6	193	4	148	191	38	104	830	69.2					
OPPONENTS		12				298-679	.439	83-231	.359	143-196	.730	155	253	408	34.0	219	4	187	188	37	93	822	68.5					

SCORE BY PERIODS:	1st	2nd	OT	2OT	Total
SAN DIEGO STATE	375	446	9		830
OPPONENTS	379	426	17		822

2004-05 San Diego State Win/Loss Statistics

Wins Only
Games: 5

No.	Player	GP	GS	Min	Avg	TOTAL		3-PTS		FT-FTA		REBOUNDS		PF	FO	A	TO	Blk	Stl	Pts	Avg				
						FG-FGA	Pct	3FG-FGA	Pct	FT-FTA	Pct	Off	Def									Tot	Avg		
42	SLAUGHTER, Marcus	5	5	172	34.4	29-54	.537	5-12	.417	26-40	.650	10	33	43	8.6	14	0	7	18	9	4	89	17.8		
01	HEATH, Brandon	5	4	152	30.4	27-59	.458	11-26	.423	19-22	.864	4	15	19	3.8	8	0	29	19	0	13	84	16.8		
33	MANKER, Chris	5	4	121	24.2	24-43	.558	5-15	.333	8-9	.889	10	10	20	4.0	8	0	8	6	4	2	61	12.2		
15	SHARPER, John	5	4	123	24.6	17-30	.567	12-23	.522	2-2	1.000	1	2	3	0.6	5	0	6	6	0	10	48	9.6		
21	THOMAS, Matt	5	1	95	19.0	8-26	.308	2-6	.333	7-15	.467	5	11	16	3.2	4	0	12	10	0	3	25	5.0		
50	CAMARA, Mohamed	5	4	112	22.4	8-15	.533	0-0	.000	3-5	.600	11	14	25	5.0	11	0	2	4	4	3	19	3.8		
20	DAVIS, Trimaine	5	1	67	13.4	9-13	.692	0-0	.000	0-4	.000	4	6	10	2.0	9	0	1	1	1	1	18	3.6		
11	SMITH, Tyler	5	1	90	18.0	5-11	.455	4-9	.444	1-2	.500	3	11	14	2.8	9	0	11	8	0	1	15	3.0		
00	JOHNSON, Tommy	5	1	54	10.8	4-5	.800	0-1	.000	1-2	.500	3	5	8	1.6	1	0	3	3	1	1	9	1.8		
31	INES, Jared	3	0	7	2.3	2-2	1.000	0-0	.000	2-6	.333	0	0	0	0.0	0	0	0	0	0	0	6	2.0		
10	WEINSTEIN, Shawn	2	0	4	2.0	0-1	.000	0-1	.000	0-0	.000	0	0	0	0.0	0	0	0	1	0	0	0	0.0		
05	HANOUR, Travis	1	0	3	3.0	0-0	.000	0-0	.000	0-0	.000	0	0	0	0.0	1	0	1	0	0	0	0	0.0		
TEAM												7	8	15	3.0	0			0						
SDSU TOTALS		5			133-259		.514	39-93		.419	69-107		.645	58	115	173	34.6	70	0	80	76	19	38	374	74.8
OPPONENTS		5			101-271		.373	45-112		.402	47-59		.797	55	81	136	27.2	91	1	70	77	9	35	294	58.8

SCORE BY PERIODS:	1st	2nd	OT	2OT	Total
SAN DIEGO STATE	171	203			374
OPPONENTS	137	157			294

Losses Only
Games: 7

No.	Player	GP	GS	Min	Avg	TOTAL		3-PTS		FT-FTA		REBOUNDS		PF	FO	A	TO	Blk	Stl	Pts	Avg				
						FG-FGA	Pct	3FG-FGA	Pct	FT-FTA	Pct	Off	Def									Tot	Avg		
42	SLAUGHTER, Marcus	7	7	254	36.3	45-102	.441	3-14	.214	43-64	.672	36	31	67	9.6	26	2	6	23	8	15	136	19.4		
01	HEATH, Brandon	7	7	244	34.9	44-113	.389	12-38	.316	27-31	.871	8	20	28	4.0	16	1	16	24	2	11	127	18.1		
33	MANKER, Chris	7	2	140	20.0	17-49	.347	7-26	.269	8-12	.667	8	8	16	2.3	11	0	10	8	2	7	49	7.0		
21	THOMAS, Matt	7	2	141	20.1	13-38	.342	0-5	.000	18-21	.857	10	8	18	2.6	12	0	7	9	0	9	44	6.3		
15	SHARPER, John	7	5	211	30.1	11-38	.289	8-25	.320	4-4	1.000	2	12	14	2.0	11	0	11	16	0	8	34	4.9		
20	DAVIS, Trimaine	7	2	69	9.9	10-18	.556	0-0	.000	6-10	.600	6	4	10	1.4	10	0	1	2	0	1	26	3.7		
50	CAMARA, Mohamed	7	5	138	19.7	7-23	.304	0-0	.000	4-11	.364	18	17	35	5.0	12	1	5	7	4	7	18	2.6		
03	WALTON, Chris	3	2	85	28.3	2-13	.154	2-9	.222	1-2	.500	4	3	7	2.3	11	0	4	10	1	2	7	2.3		
00	JOHNSON, Tommy	7	1	56	8.0	3-8	.375	0-2	.000	0-2	.000	1	3	4	0.6	7	0	4	7	1	2	6	0.9		
11	SMITH, Tyler	6	2	66	11.0	1-9	.111	1-6	.167	1-2	.500	1	4	5	0.8	5	0	3	5	0	2	4	0.7		
05	HANOUR, Travis	2	0	19	9.5	1-4	.250	1-3	.333	0-0	.000	0	3	3	1.5	2	0	1	3	1	2	3	1.5		
31	INES, Jared	2	0	2	1.0	1-1	1.000	0-0	.000	0-0	.000	0	0	0	0.0	0	0	0	0	0	0	2	1.0		
TEAM												10	13	23	3.3	0			1						
SDSU TOTALS		7			155-416		.373	34-128		.266	112-159		.704	104	126	230	32.9	123	4	68	115	19	66	456	65.1
OPPONENTS		7			197-408		.483	38-119		.319	96-137		.701	100	172	272	38.9	128	3	117	111	28	58	528	75.4

SCORE BY PERIODS:	1st	2nd	OT	2OT	Total
SAN DIEGO STATE	204	243	9		456
OPPONENTS	242	269	17		528

2004-05 San Diego State Home/Away Statistics

Home Games Only
Record: 4-4

No.	Player	GP	GS	Min	Avg	TOTAL		3-PTS		FT-FTA		REBOUNDS		PF	FO	A	TO	Blk	Stl	Pts	Avg		
						FG-FGA	Pct	3FG-FGA	Pct	Pct	Pct	Off	Def									Tot	Avg
42	SLAUGHTER, Marcus	8	8	285	35.6	46-102	.451	3-17	.176	49-71	.690	30	45	75	9.4	26	2	8	26	11	14	144	18.0
01	HEATH, Brandon	8	7	273	34.1	44-113	.389	15-42	.357	38-42	.905	8	24	32	4.0	14	1	31	31	1	20	141	17.6
33	MANKER, Chris	8	4	168	21.0	31-62	.500	6-25	.240	13-17	.765	16	13	29	3.6	8	0	14	8	4	7	81	10.1
15	SHARPER, John	8	6	217	27.1	18-44	.409	14-32	.438	4-4	1.000	2	8	10	1.3	12	0	10	11	0	13	54	6.8
21	THOMAS, Matt	8	2	154	19.3	14-45	.311	2-10	.200	14-22	.636	11	14	25	3.1	12	0	11	12	0	7	44	5.5
50	CAMARA, Mohamed	8	7	182	22.8	14-34	.412	0-0	.000	6-14	.429	25	23	48	6.0	16	1	4	9	6	7	34	4.3
20	DAVIS, Trimaine	8	1	86	10.8	14-23	.609	0-0	.000	2-7	.286	6	8	14	1.8	16	0	1	1	0	2	30	3.8
11	SMITH, Tyler	7	2	94	13.4	4-10	.400	3-8	.375	1-2	.500	3	11	14	2.0	8	0	12	7	0	1	12	1.7
00	JOHNSON, Tommy	8	1	75	9.4	5-8	.625	0-2	.000	1-4	.250	3	6	9	1.1	5	0	6	5	1	1	11	1.4
31	INES, Jared	3	0	6	2.0	2-2	1.000	0-0	.000	2-4	.500	0	0	0	0.0	0	0	0	0	0	0	6	2.0
05	HANOUR, Travis	2	0	19	9.5	1-4	.250	1-3	.333	0-0	.000	0	3	3	1.5	2	0	1	3	1	2	3	1.5
03	WALTON, Chris	2	2	62	31.0	0-6	.000	0-3	.000	1-2	.500	1	2	3	1.5	8	0	4	8	1	1	1	0.5
10	WEINSTEIN, Shawn	2	0	4	2.0	0-1	.000	0-1	.000	0-0	.000	0	0	0	0.0	0	0	0	1	0	0	0	0.0
TEAM												11	9	20	2.5	0			0				
SDSU TOTALS		8				193-454	.425	44-143	.308	131-189	.693	116	166	282	35.2	127	4	102	122	25	75	561	70.1
OPPONENTS		8				188-433	.434	60-167	.359	92-122	.754	87	164	251	31.4	153	3	117	131	22	67	528	66.0

SCORE BY PERIODS:	1st	2nd	OT	2OT	Total
SAN DIEGO STATE	248	304	9		561
OPPONENTS	243	265	17		528

Road/Neutral Games Only
Record: 1-3

No.	Player	GP	GS	Min	Avg	TOTAL		3-PTS		FT-FTA		REBOUNDS		PF	FO	A	TO	Blk	Stl	Pts	Avg		
						FG-FGA	Pct	3FG-FGA	Pct	Pct	Pct	Off	Def									Tot	Avg
42	SLAUGHTER, Marcus	4	4	141	35.2	28-54	.519	5-9	.556	20-33	.606	16	19	35	8.8	14	0	5	15	6	5	81	20.3
01	HEATH, Brandon	4	4	123	30.8	27-59	.458	8-22	.364	8-11	.727	4	11	15	3.8	10	0	14	12	1	4	70	17.5
33	MANKER, Chris	4	2	93	23.3	10-30	.333	6-16	.375	3-4	.750	2	5	7	1.8	11	0	4	6	2	2	29	7.3
15	SHARPER, John	4	3	117	29.3	10-24	.417	6-16	.375	2-2	1.000	1	6	7	1.8	4	0	7	11	0	5	28	7.0
21	THOMAS, Matt	4	1	82	20.5	7-19	.368	0-1	.000	11-14	.786	4	5	9	2.3	4	0	8	7	0	5	25	6.3
20	DAVIS, Trimaine	4	2	50	12.5	5-8	.625	0-0	.000	4-7	.571	4	2	6	1.5	3	0	1	2	1	0	14	3.5
11	SMITH, Tyler	4	1	62	15.5	2-10	.200	2-7	.286	1-2	.500	1	4	5	1.3	6	0	2	6	0	2	7	1.8
03	WALTON, Chris	1	0	23	23.0	2-7	.286	2-6	.333	0-0	.000	3	1	4	4.0	3	0	0	2	0	1	6	6.0
23	Johnson, Tommy	4	1	35	8.8	2-5	.400	0-1	.000	0-0	.000	1	2	3	0.8	3	0	1	5	1	2	4	1.0
50	CAMARA, Mohamed	4	2	68	17.0	1-4	.250	0-0	.000	1-2	.500	4	8	12	3.0	7	0	3	2	2	3	3	0.8
31	INES, Jared	2	0	3	1.5	1-1	1.000	0-0	.000	0-2	.000	0	0	0	0.0	0	0	0	0	0	0	2	1.0
05	HANOUR, Travis	1	0	3	3.0	0-0	.000	0-0	.000	0-0	.000	0	0	0	0.0	1	0	1	0	0	0	0	0.0
TEAM												6	12	18	4.5	0			1				
SDSU TOTALS		4				95-221	.430	29-78	.372	50-77	.649	46	75	121	30.3	66	0	46	69	13	29	269	67.2
OPPONENTS		4				110-246	.447	23-64	.359	51-74	.689	68	89	157	39.2	66	1	70	57	15	26	294	73.5

SCORE BY PERIODS:	1st	2nd	OT	2OT	Total
SAN DIEGO STATE	127	142			269
OPPONENTS	136	158			294

2004-05 Team Game-By-Game

Opponent	Site/Date	FG-FGA	Pct	3P-3PA	Pct	FT-FTA	Pct	Off-Def	Tot	PF	AT	TO	BS	ST	1st-2nd	Pts
at SDSU	H	26-67	.388	7-26	.269	13-18	.722	18-21	39	17	12	19	2	9	26-37-9	72
UC Santa Barbara	11/19	30-60	.500	8-23	.348	12-17	.706	11-25	36	18	15	17	3	13	31-32-17	80
at SDSU	H	20-47	.426	6-15	.400	23-33	.697	15-26	41	14	11	17	3	7	28-41	69
Monmouth	11/22	21-51	.412	10-23	.435	13-16	.813	4-16	20	21	18	10	3	10	31-34	65
at SDSU	H	32-53	.604	7-17	.412	15-20	.750	11-13	24	11	23	9	5	15	35-51	86
UC San Diego	11/27	16-37	.432	9-17	.529	10-12	.833	9-12	21	16	14	27	1	6	29-22	51
at SDSU	H	30-56	.536	10-24	.417	13-18	.722	13-25	38	11	15	17	6	7	38-45	83
San Diego	12/1	26-62	.419	8-21	.381	3-5	.600	9-15	24	16	15	15	1	7	27-36	63
SDSU	A	27-45	.600	12-20	.600	7-13	.538	4-21	25	16	16	14	1	3	38-35	73
at UC Santa Barbara	12/4	18-52	.346	8-22	.364	11-15	.733	14-16	30	14	13	13	3	3	24-31	55
SDSU	A	26-62	.419	4-13	.308	13-19	.684	15-16	31	18	10	26	6	12	34-35	69
at No. 16/21 Wash.	12/7	38-75	.507	9-22	.409	13-17	.765	24-21	45	19	23	20	6	9	56-42	98
at SDSU	H	21-60	.350	4-19	.211	11-13	.846	11-19	30	15	9	14	2	12	29-28	57
California	12/11	25-54	.463	2-13	.154	8-14	.571	13-24	37	16	15	15	3	3	37-23	60
at SDSU	H	18-50	.360	3-14	.214	25-37	.676	15-12	27	24	7	15	0	12	29-35	64
Saint Mary's	12/14	22-45	.489	8-23	.348	21-26	.808	12-24	36	23	14	20	5	10	33-40	73
SDSU	A	19-54	.352	4-14	.286	26-38	.684	15-19	34	14	9	12	3	6	26-42	68
at Loyola M'mount	12/18	28-66	.424	4-13	.308	12-14	.857	19-26	45	24	18	12	2	6	24-48	72
at SDSU	H	24-58	.414	4-17	.235	11-23	.478	15-30	45	18	15	19	4	6	32-31	63
Cal State Fullerton	12/21	20-69	.290	10-29	.345	10-11	.909	19-22	41	24	10	12	1	9	26-34	60
SDSU	A	23-60	.383	9-31	.290	4-7	.571	12-19	31	19	11	17	3	8	29-30	59
at Iowa State	12/28	26-53	.491	2-7	.286	15-28	.536	11-26	37	9	16	12	4	8	32-37	69
at SDSU	H	22-63	.349	3-11	.273	20-27	.741	18-20	38	17	10	12	3	7	31-36	67
Providence	12/31	28-55	.509	5-18	.278	15-21	.714	10-26	36	19	16	15	5	9	29-47	76
at SDSU	H															
South Dakota State	1/3															

2004-05 Game-By-Game Leaders Misc. Stats

Below is a look at the efficiency leader (the formula is efficiency = (PTS + REB + AST + STL + BLK) - ((FGA - FGM) + (FTA - FTM) + TO)), the hockey +/- leader (differential in score while player is on the court) (minimum 10 minutes played), the PRA leader (points+rebounds+assists) and playing time leader for individual games.

Date	Opponent	SDSU Result	Efficiency	Hockey +/-	PRA	Playing Time
Nov. 19	UC SANTA BARBARA	L-ot 72-80	Slaughter+31	Manker+10	Slaughter42	Slaughter41:44
Nov. 22	MONMOUTH	W 69-65	Slaughter+19	Thomas+17	Heath27	Slaughter35:23
Nov. 27	UC SAN DIEGO	W 86-51	Manker+29	Heath/Slaughter .+24	Manker31	Slaughter30:14
Dec. 1	SAN DIEGO	W 83-63	Manker+28	Manker+22	Heath34	Slaughter34:46
Dec. 4	at UC Santa Barbara	W 73-55	Heath+27	Sharper+33	Slaughter32	Sharper31:03
Dec. 7	at No. 16/21 Washington	L 69-98	Slaughter+19	Johnson-5	Slaughter29	Slaughter35:36
Dec. 11	CALIFORNIA	L 57-60	Slaughter+16	Davis+3	Slaughter28	Slaughter38:41
Dec. 14	SAINT MARY'S	L 64-73	Slaughter+15	Davis+1	Slaughter23	Heath37:24
Dec. 18	at Loyola Marymount	L 68-72	Slaughter+16	Slaughter+3	Slaughter32	Slaughter37:47
Dec. 21	CAL STATE FULLERTON	W 63-60	Smith+15	Johnson+9	Slaughter28	Slaughter38:32
Dec. 28	at Iowa State	L 59-69	Slaughter+19	Smith+10	Slaughter28	Heath39:22
Jan. 3	PROVIDENCE	L 67-76	Heath+24	Heath36

Individual Game Win Share Champion: UC Santa Barbara - Chris Manker .2743; Monmouth - Matt Thomas .4729; UC San Diego - Marcus Slaughter .1797; San Diego - Chris Manker .2500; at UC Santa Barbara - Marcus Slaughter .2912; at Washington - Matt Thomas .0790; California - Trimaime Davis .1463; Saint Mary's - Brandon Heath .1014; at Loyola Marymount - Marcus Slaughter .2106; Cal State Fullerton - Tommy Johnson .4032; at Iowa State - Chris Walton and Tyler Smith .0700. Providence - .

2004-05 Game-By-Game Biggest Leads/Time in Lead

Below is a look at the efficiency leader (the formula is efficiency = (PTS + REB + AST + STL + BLK) - ((FGA - FGM) + (FTA - FTM) + TO)), the hockey +/- leader (differential in score while player is on the court) (minimum 10 minutes played), the PRA leader (points+rebounds+assists) and playing time leader for individual games.

Date	Opponent	SDSU Result	SDSU Big Opp Big			SDSU in Opp in				Paint		Off TOs		2nd Ch.		Bench	
			Lead	Lead	Ties	LC	Lead	Lead	Tied	SD	Opp	SD	Opp	SD	Opp	SD	Opp
Nov. 19	UC SANTA BARBARA	L-ot 72-80	3	10	6	5	3:55	36:16	4:45	28	24	20	20	16	8	19	11
Nov. 22	MONMOUTH	W 69-65	4	18	2	3	1:02	37:07	1:51	22	16	14	15	12	4	13	26
Nov. 27	UC SAN DIEGO	W 86-51	35	2	5	11	33:53	1:33	4:34	50	14	30	4	16	0	24	20
Dec. 1	SAN DIEGO	W 83-63	20	6	1	5	31:12	5:59	2:49	30	24	24	18	21	12	6	14
Dec. 4	at UC Santa Barbara	W 73-55	36	1	2	0	37:12	1:47	1:01	24	14	21	10	2	9	9	24
Dec. 7	at No. 16/21 Washington	L 69-98	none	33	0	0	0:00	39:37	0:23	38	42	23	38	12	20	18	33
Dec. 11	CALIFORNIA	L 57-60	3	10	3	2	3:10	34:21	2:29	22	32	9	14	11	14	10	16
Dec. 14	SAINT MARY'S	L 64-73	2	11	7	1	2:02	34:32	3:26	24	22	21	19	16	15	14	22
Dec. 18	at Loyola Marymount	L 68-72	7	7	7	8	23:44	11:38	4:38	26	34	16	18	11	19	15	16
Dec. 21	CAL STATE FULLERTON	W 63-60	15	2	1	1	39:24	0:19	0:17	32	14	11	16	8	7	27	2
Dec. 28	at Iowa State	L 59-69	3	13	2	2	0:58	35:57	3:05	24	38	16	22	9	13	22	13
Jan. 3	PROVIDENCE	L 67-76	7	10	3	5	21:50	16:01	2:04	34	34	18	17	19	15	15	23

2004-05 Efficiency Ratings (through ISU game)

The National Basketball Association uses a formula to rank the most efficient players in the league. The formula is efficiency = (PTS + REB + AST + STL + BLK) - ((FGA - FGM) + (FTA - FTM) + TO). Below are San Diego State's efficiency Ratings for the 2003-04 season.

SEASON EFFICIENCY POINTS

Marcus Slaughter	.211
Brandon Heath	.154
Chris Manker	.109
John Sharper	.068
Mohamed Camara	.065
Matt Thomas	.063
Trimaine Davis	.040
Tyler Smith	.028
Tommy Johnson	.018
Travis Hanour	.005
Jared Ines	.004
Shawn Weinstein	-.002
Chris Walton	-.002

SEASON EFFICIENCY POINTS PER GAME

Marcus Slaughter	.1918
Brandon Heath	.1400
Chris Manker	.0991
John Sharper	.0618
Mohamed Camara	.0591
Matt Thomas	.0573
Trimaine Davis	.0364
Tyler Smith	.0280
Travis Hanour	.0167
Tommy Johnson	.0164
Jared Ines	.0080
Chris Walton	-.0100
Shawn Weinstein	-.0100

SEASON EFFICIENCY POINTS PER MINUTE

Marcus Slaughter	.0534
Jared Ines	.0444
Brandon Heath	.0430
Chris Manker	.0427
Trimaine Davis	.0320
Mohamed Camara	.0293
Matt Thomas	.0293
Travis Hanour	.0227
John Sharper	.0216
Tyler Smith	.0192
Tommy Johnson	.0168
Chris Walton	-.0038
Shawn Weinstein	-.0667

2004-05 Hockey +/- Ratings (through ISU game)

Hockey +/- tracks the team score while the player is on the court (total point team scored while on the court-total points team allowed while on the court).

HOCKEY +/- POINTS

Chris Manker	+24
Tyler Smith	+21
Trimaine Davis	+16
Marcus Slaughter	+11
Shawn Weinstein	+10
Brandon Heath	+6
John Sharper	+6
Matt Thomas	+5
Travis Hanour	+3
Jared Ines	+2
Mohamed Camara	-9
Chris Walton	-12
Tommy Johnson	-18

HOCKEY +/- POINTS PER GAME

Shawn Weinstein	+5.00
Chris Manker	+2.18
Tyler Smith	+1.91
Trimaine Davis	+1.45
Marcus Slaughter	+1.00
Travis Hanour	+1.00
Brandon Heath	+0.55
John Sharper	+0.55
Jared Ines	+0.50
Matt Thomas	+0.45
Mohamed Camara	-0.82
Tommy Johnson	-1.50
Chris Walton	-6.00

HOCKEY +/- POINTS PER MINUTE

Shawn Weinstein	+2.500
Jared Ines	+0.222
Tyler Smith	+0.144
Travis Hanour	+0.136
Trimaine Davis	+0.128
Chris Manker	+0.094
Marcus Slaughter	+0.028
Matt Thomas	+0.023
John Sharper	+0.019
Brandon Heath	+0.017
Mohamed Camara	-0.041
Tommy Johnson	-0.168
Chris Walton	-0.231

2004-05 Win Share Ratings (through ISU game)

Combines efficiency rating and hockey plus/minus rating into one value. Total number for all individual players added together equals the total number of team victories.

WIN SHARES

Marcus Slaughter	+1.5012
Brandon Heath	+0.9902
Tyler Smith	+0.7086
Matt Thomas	+0.6827
Trimaine Davis	+0.5692
Chris Manker	+0.4191
Tommy Johnson	+0.1681
Mohamed Camara	+0.0830
Travis Hanour	+0.0281
Shawn Weinstein	+0.0222
Jared Ines	+0.0066
John Sharper	-0.0167
Chris Walton	-0.1623

2004-05 Points/Rebounds/Assists

Opponent	0	1	3	5	10	11	15	20	21	31	33	42	50
	Tommy Johnson	Brandon Heath	Chris Walton	Travis Hanour	Shawn Weinstein	Tyler Smith	John Sharper	Trimaine Davis	Matt Thomas	Jared Ines	Chris Manker	Marcus Slaughter	Mohamed Camara
UC SANTA BARBARA	0/1/2	17/4/3*	0/1/1*	INJ	CD	0/0/0	8/3/2*	0/1/0	2/1/1	0/0/0	17/8/2	28/13/1*	0/5/0*
MONMOUTH	2/1/0	16/9/2*	INJ	INJ	CD	1/2/1	6/0/1*	2/3/0	8/5/6	CD	9/2/1*	18/7/0*	7/8/0*
UC SAN DIEGO	0/0/0	5/1/9*	INJ	INJ	0/0/0	3/2/4	9/1/2*	8/2/0	7/4/2	6/0/0	23/5/3*	20/4/3*	5/4/0*
SAN DIEGO	0/1/0	26/3/5*	INJ	INJ	0/0/0	0/2/2	13/1/1*	2/2/0	4/5/1	0/0/0	22/6/2*	12/12/3*	4/5/1*
at UC Santa Barbara	0/0/0	20/2/7*	INJ	0/0/1	DNT	3/0/0	15/1/1*	4/3/1	2/2/3	0/0/0	5/3/1*	24/7/1*	0/3/1*
at No. 16/21 Washington	2/1/1	18/4/1*	INJ	INJ	DNT	0/1/1	2/0/2*	0/1/0	14/3/3	2/0/0	8/1/1*	21/7/1*	2/7/0*
CALIFORNIA	0/0/0	14/3/2*	INJ	0/3/1	CD	CD	7/3/1*	4/1/0	6/2/1	CD	2/1/3*	18/9/1*	6/7/0*
SAINT MARY'S	0/0/1	20/1/1*	INJ	3/0/0	CD	0/0/1	3/2/2*	5/3/0	10/7/0*	CD	6/2/1	15/8/0*	2/1/1*
at Loyola Marymount	0/1/0	12/6/4*	INJ	CD	DNT	4/3/0	3/3/1*	10/2/0*	7/4/2*	CD	10/3/0	21/9/2*	1/1/0
CAL STATE FULLERTON	7/6/3*	17/4/6	INJ	CD	CD	8/8/4*	5/0/1	2/0/0*	4/0/0*	CD	2/4/1	15/13/0*	3/5/0
at Iowa State	2/1/0*	20/3/2*	6/4/0	CD		0/1/1*	8/3/3	0/0/0*	2/0/0	CD	6/0/2	15/12/1*	0/1/2
PROVIDENCE	2/0/0	26/7/3*	1/2/3*	CD		0/0/0*	3/0/0	7/2/1	3/1/0	CD	0/1/1	18/9/0*	7/13/2*
SOUTH DAKOTA ST.													
*at Brigham Young													
*at UNLV													
*WYOMING													
*COLORADO ST.													
*at Air Force													
*at New Mexico													
*UTAH													
*BRIGHAM YOUNG													
*UNLV													
*at Colorado St.													
*at Wyoming													
*NEW MEXICO													
*AIR FORCE													
*at Utah													

* - Indicates starter. CD - Did Not Play-Coach's Decision. DNT - Did Not Travel. INJ - Did Not Play-Injured. * - Indicates Mountain West Conference Game. ` - 2005 Mountain West Conference Basketball Championship.

2004-05 Superlatives

Individual

Category	San Diego State	Opponent
Points Scored	28 by Marcus Slaughter vs. UCSB (11-19-04)	30 by Matthew Knight at Loyola Marymount (12-18-04)
Field Goals	9 by Brandon Heath vs. Providence (12-31-04) 9 by Brandon Heath at Iowa State (12-28-04) 9 by Chris Manker vs. UCSD (11-27-04)	13 by Matthew Knight at Loyola Marymount (12-18-04)
Field Goals Attempted	22 by Brandon Heath vs. UCSB (11-19-04)	21 by Matthew Knight at Loyola Marymount (12-18-04)
Highest FG Percentage (min. 5 made)	80.0 (8-10) by Brandon Heath at UCSB (12-4-04)	85.7 (6-7) by DeSean White 13 vs. Providence (12-31-04)
Highest FG Percentage (min. 10 made)	NA	61.9 (13-21) by Matthew Knight at LMU (12-18-04)
3-Point Field Goals Made	4 by Brandon Heath at UCSB (12-4-04)	7 by Bobby Brown vs. Cal State Fullerton (12-21-04)
3-Point Field Goals Attempted	10 by Brandon Heath vs. UCSB (11-19-04)	11 by Bobby Brown vs. Cal State Fullerton (12-21-04)
3-Point Field Goal Percentage (min. 4 made)	66.7 (4-6) by Brandon Heath at UCSB (12-4-04)	80.0 (4-5) by Josh Davis vs. UC Santa Barbara (11-19-04)
3-Point Field Goal Percentage (min. 7 made)	NA	63.6 (7-11) by Bobby Brown vs. Cal State Fullerton (12-21-04)
Free Throws	12 by Marcus Slaughter vs. UCSB (11-19-04)	9 by Frederic Adjiwanou vs. Saint Mary's (12-14-04)
Free Throws Attempted	14 by Marcus Slaughter at Loyola Marymount (12-18-04) 14 by Marcus Slaughter vs. Saint Mary's (12-14-04) 14 by Marcus Slaughter vs. Monmouth (11-22-04) 14 by Marcus Slaughter vs. UCSB (11-19-04)	10 by Curtis Stinson at Iowa State (12-28-04) 10 by Frederic Adjiwanou vs. Saint Mary's (12-14-04)
Free Throw Percentage (min. 5 made)	1.000 (8-8) by Brandon Heath vs. Monmouth (11-22-04) 1.000 (6-6) by Brandon Heath vs. Providence (12-31-04) 1.000 (6-6) by Marcus Slaughter vs. Providence (12-31-04) 1.000 (5-5) by Marcus Slaughter at UCSB (12-4-04) 1.000 (5-5) by Chris Manker vs. UCSD (11-27-04)	90.0 (9-10) by Frederic Adjiwanou vs. Saint Mary's (12-14-04)
Free Throw Percentage (min. 10 made)	85.7 (12-14) by Marcus Slaughter vs. UCSB (11-19-04)	NA
Offensive Rebounds	8 by Marcus Slaughter vs. UCSB (11-19-04)	6 by Matthew Knight at Loyola Marymount (12-18-04) 6 by Bobby Jones at Washington (12-7-04)
Defensive Rebounds	10 by Marcus Slaughter vs. Cal State Fullerton (12-21-04)	9 by Jonatahan Sanders vs. Saint Mary's (12-14-04)
Total Rebounds	13 by Mohamed Camara vs. Providence (12-31-04) 13 by Marcus Slaughter vs. Cal State Fullerton (12-21-04) 13 by Marcus Slaughter vs. UCSB (11-19-04)	10 by Yaphett King vs. Cal State Fullerton (12-21-04) 10 by Jonatahan Sanders vs. Saint Mary's (12-14-04)
Assists	9 by Brandon Heath vs. UCSD (11-27-04)	8 by Will Conroy at Washington (12-7-04)
Blocked Shots	3 by Chris Manker vs. San Diego (12-1-04) 3 by Marcus Slaughter vs. UCSD (11-27-04)	3 by Jared Homan at Iowa State (12-28-04)
Steals	5 by Brandon Heath vs. UCSD (11-27-04)	6 by Bobby Brown vs. Cal State Fullerton (12-21-04)
Minutes Played	42 by Marcus Slaughter vs. UCSB (11-19-04)	41 by Chrismen Oliver vs. UC Santa Barbara (11-19-04)
Minutes Played (Regulation)	40 by Marcus Slaughter at Loyola Marymount (12-18-04)	39 by Jared Homan at Iowa State (12-28-04)

Team

SDSU High	SDSU Low	Category	Opponent High	Opponent Low
86 vs. UCSD (11-27-04)	57 vs. California (12-11-04)	Points Scored	98 at Washington (12-7-04)	51 vs. UCSD (11-27-04)
32 vs. UCSD (11-27-04)	18 vs. Saint Mary's (12-14-04)	Field Goals	38 at Washington (12-7-04)	16 vs. UCSD (11-27-04)
67 vs. UCSB (11-19-04)	45 at UCSB (12-4-04)	Field Goals Attempted	75 at Washington (12-7-04)	37 vs. UCSD (11-27-04)
60.4 vs. UCSD (11-27-04)	34.9 vs. Providence (12-31-04)	FG Percentage	50.9 vs. Providence (12-31-04)	29.0 vs. CSUF (12-21-04)
12 at UCSB (12-4-04)	3 vs. Saint Mary's vs. Providence	3-Point Field Goals Made	10 vs. Monmouth vs. CSUF	2 vs. California/at Iowa State
31 at Iowa State (12-28-04)	11 vs. Providence (12-31-04)	3-Point Field Goals Attempted	29 vs. CSUF (12-21-04)	7 at Iowa State (12-28-04)
60.0 at UCSB (12-4-04)	21.1 vs. California (12-11-04)	3-Point Field Goal Percentage	52.9 vs. UCSD (11-27-04)	15.4 vs. California (12-11-04)
26 at Loyola marymount (12-18-04)	4 at Iowa State (12-28-04)	Free Throws Made	21 vs. Saint Mary's (12-14-04)	3 vs. San Diego (12-1-04)
38 at Loyola marymount (12-18-04)	7 at Iowa State (12-28-04)	Free Throws Attempted	28 at Iowa State (12-28-04)	5 vs. San Diego (12-1-04)
84.6 vs. California (12-11-04)	47.8 vs. CSUF (12-21-04)	Free Throw Percentage	90.9 vs. CSUF (12-21-04)	53.6 at Iowa State (12-28-04)
18 vs. UCSB vs. Providence	4 at UCSB (12-4-04)	Offensive Rebounds	24 at Washington (12-7-04)	4 vs. Monmouth (11-22-04)
30 vs. CSUF (12-21-04)	12 vs. Saint Mary's (12-14-04)	Defensive Rebounds	26 at LMU/at Iowa State vs. Prov.	12 vs. UCSD (11-27-04)
45 vs. CSUF (12-21-04)	24 vs. UCSD (11-27-04)	Total Rebounds	45 at Washington/at LMU	20 vs. Monmouth (11-22-04)
24 vs. Saint Mary's (12-14-04)	11 vs. UCSD/San Diego	Fouls	24 at LMU vs. CSUF	9 at Iowa State (12-28-04)
2 vs. Saint Mary's (12-14-04)	0 - several times	Fouled Out	1 - several times	0 - several times
23 vs. UCSD (11-27-04)	7 vs. Saint Mary's (12-14-04)	Assists	23 at Washington (12-7-04)	10 vs. CSUF (12-21-04)
26 at Washington (12-7-04)	9 vs. UCSD (11-27-04)	Turnovers	27 vs. UCSD (11-27-04)	10 vs. Monmouth (11-22-04)
6 vs. San Diego/at Washington	0 vs. Saint Mary's (12-14-04)	Blocked Shots	6 at Washington (12-7-04)	1 vs. UCSD/San Diego/CSUF
15 vs. UCSD (11-27-04)	6 at Loyola marymount vs. CSUF	Steals	13 vs. UCSB (11-19-04)	3 at UCSB vs. California
51 vs. UCSD, 2nd (11-27-04)	26 vs. UCSB, 1st/at LMU, 1st	Points/Half	56 at Washington (12-7-04)	22 vs. UCSD, 2nd (11-27-04)
65.4 vs. UCSD, 2nd (11-27-04)	25.9 at LMU, 1st (12-18-04)	FG Percentage/Half	70.8 vs. Providence (12-31-04)	28.6 vs. CSUF, 1st (12-21-04)
4 vs. USD (12-1-04)/at LMU (12-18-04)	2 - six times	Double-Figure Scorers	4 vs. UCSB/at Washington	1 at UCSB (12-4-04)

Season and Career Highs

► 0 • TOMMY JOHNSON

	Season	Career
Points	7 vs. CSUF, 12-21-04	18 vs. Troy St., 11-30-03
Rebounds	6 vs. CSUF, 12-21-04	7 vs. IPFW, 12-30-02
Assists	3 vs. CSUF, 12-21-04	5 at Cal Poly, 11-30-02
Steals	2 at Washington, 12-7-04	4 vs. Troy St., 11-30-03
Blocked Shots	1 - two times	2 - two times
Minutes	24 vs. CSUF, 12-21-04	33 vs. Troy St., 11-30-03

► 1 • BRANDON HEATH

	Season	Career
Points	26 - two times	30 at Texas Tech, 12-13-03
Rebounds	9 vs. Monmouth, 11-22-04	9 vs. Monmouth, 11-22-04
Assists	9 vs. UCSD, 11-27-04	9 vs. UCSD, 11-27-04
Steals	5 vs. UCSD, 11-27-04	5 vs. UCSD, 11-27-04
Blocked Shots	1 - two times	1 - two times
Minutes	41 vs. UCSB, 11-19-04	43 at Colorado St., 1-24-04

► 3 • CHRIS WALTON

	Season	Career
Points	6 at Iowa State, 12-28-04	17 at BYU, 2-9-04
Rebounds	4 at Iowa State, 12-28-04	10 - two times
Assists	3 vs. Providence, 12-31-04	6 vs. Portland, 12-31-03
Steals	1 at Iowa State, 12-28-04	3 - six times
Blocked Shots	0	4 vs. UNM, 2-28-02
Minutes	29 vs. UCSB, 11-19-04	40 at CSU, 1-24-04

► 5 • TRAVIS HANOUR

	Season	Career
Points	3 vs. Saint Mary's, 12-14-04	11 - two times
Rebounds	3 vs. California, 12-11-04	7 vs. Utah, 1-18-03
Assists	1 - two times	3 vs. Wash. St., 2-10-01
Steals	2 vs. California, 12-11-04	2 - two times
Blocked Shots	1 vs. California, 12-11-04	2 vs. Chaminade, 11-20-00
Minutes	15 vs. California, 12-11-04	35 vs. Utah, 1-18-03

► 10 • SHAWN WEINSTEIN

	Season	Career
Points	0	
Rebounds	0	
Assists	0	
Steals	0	
Blocked Shots	0	
Minutes	3 vs. UCSD, 11-27-04	

► 11 • TYLER SMITH

	Season	Career
Points	8 vs. CSUF, 12-21-04	
Rebounds	8 vs. CSUF, 12-21-04	
Assists	4 - two times	
Steals	1 - four times	
Blocked Shots	0	
Minutes	38 vs. CSUF, 12-21-04	

► 15 • JOHN SHARPER

	Season	Career
Points	15 at UCSB, 12-4-04	15 at UCSB, 12-4-04
Rebounds	3 - four times	5 vs. UCSD, 12-2-02
Assists	3 at Iowa State, 12-28-04	4 at Arizona, 12-22-03
Steals	3 - three times	3 - four times
Blocked Shots	0	none
Minutes	40 vs. UCSB, 11-19-04	40 vs. UCSB, 11-19-04

► 20 • TRIMAINE DAVIS

	Season	Career
Points	10 at LMU, 12-18-04	10 at LMU, 12-18-04
Rebounds	3 - three times	4 - three times
Assists	1 - two times	1 - five times
Steals	1 - two times	1 - eight times
Blocked Shots	1 at UCSB, 12-4-04	2 at CSU, 3-3-03
Minutes	19 at UCSB, 12-4-04	19 - two times

► 21 • MATT THOMAS

	Season	Career
Points	14 at Washington, 12-7-04	
Rebounds	7 vs. Saint Mary's, 12-14-04	
Assists	6 vs. Monmouth, 11-22-04	
Steals	3 - two times	
Blocked Shots	0	
Minutes	32 vs. Saint Mary's, 12-14-04	

► 33 • CHRIS MANKER

	Season	Career
Points	23 vs. UCSD, 11-27-04	23 vs. UCSD, 11-27-04
Rebounds	8 vs. UCSB, 11-19-04	9 vs. UCSD, 12-6-03
Assists	3 - two times	3 - two times
Steals	3 vs. UCSB, 11-19-04	3 vs. UCSB, 11-19-04
Blocked Shots	3 vs. San Diego, 12-1-04	3 vs. San Diego, 12-1-04
Minutes	35 vs. UCSB, 11-19-04	35 vs. UCSB, 11-19-04

► 42 • MARCUS SLAUGHTER

	Season	Career
Points	28 vs. UCSB, 11-19-04	28 vs. UCSB, 11-19-04
Rebounds	13 - two times	15 at UNLV, 2-17-04
Assists	3 - two times	4 at Saint Mary's, 1-6-04
Steals	4 vs. UCSB, 11-19-04	5 at UNM, 2-28-04
Blocked Shots	3 vs. UCSD, 11-27-04	3 vs. UCSD, 11-27-04
Minutes	41 vs. UCSB, 11-19-04	41 vs. UCSB, 11-19-04

► 50 • MOHAMED CAMARA

	Season	Career
Points	7 - two times	
Rebounds	13 vs. Providence, 12-31-04	
Assists	2 - two times	
Steals	3 at Washington, 12-7-04	
Blocked Shots	2 - two times	
Minutes	31 - two times	

2004-05 Miscellaneous Statistics

San Diego State's Record When...

Category	This Season	Fisher Era	SDSU Streak
Home	4-4	55-32	Lost 1
Away	1-3	16-50	Lost 3
Neutral	0-0	4-4	Lost 2
Scoring First	0-4		Lost 10
Opponent Scores First	5-3		Lost 1
Leading at Half	4-2	55-15	Lost 1
Trailing at Half	1-5	17-71	Lost 4
Tied at Half	0-0	3-0	
Leading with 5:00 Left	4-0		Won 4
Trailing with 5:00 Left	1-7		Lost 6
Tied with 5:00 Left	0-0		Won 1
In Overtime	0-1	1-9	Lost 3
SDSU Outrebounds Opp.	4-2	52-32	Lost 1
SDSU is Outrebounded	1-5	23-52	Lost 5
Opp. Commits More TOs	1-3	46-22	Lost 3
SDSU Commits More TOs	4-3	25-57	Lost 1
SDSU More FT Attempts	4-5	50-28	Lost 1
Opp. More FT Attempts	1-2	23-58	Lost 2
SDSU Shoots Better than Opp.	5-0	59-19	Won 5
Opp. Shoots Better than SDSU	0-7	14-66	Lost 10
SDSU Shoots 50% or Better	3-0	28-10	Won 5
SDSU Shoots 40-50%	2-1	38-36	Won 1
SDSU Shoots 40% or Less	0-6	9-40	Lost 7
Opp. Shoots 50% or Better	0-3	8-24	Lost 5
Opp. Shoots 40-50%	3-4	34-55	Lost 4
Opp. Shoots 40% or Less	2-0	34-6	Won 3
SDSU Bench Outscores Opp.	2-2	40-31	Lost 1
Opp. Bench Outscores SDSU	3-5	33-51	Lost 5
SDSU Scores Less Than 60	0-2	2-26	Lost 6
SDSU Scores Between 60-69	2-4	19-35	Lost 1
SDSU Scores Between 70-79	1-1	29-16	Won 1
SDSU Scores Between 80-89	2-0	18-9	Won 2
SDSU Scores Between 90-99	0-0	7-0	Won 7
SDSU Scores 100+	0-0	0-0	Won 23
Opp. Scores Less Than 60	2-0	26-4	Won 2
Opp. Scores Between 60-69	3-2	31-14	Lost 1
Opp. Scores Between 70-79	0-3	18-35	Lost 6
Opp. Scores Between 80-89	0-1	0-20	Lost 29
Opp. Scores Between 90-99	0-1	0-11	Lost 21
Opp. Scores 100+	0-0	0-2	Lost 8
Wearing Black	1-2		Lost 2
Wearing Red	3-1		Won 1
Wearing White	1-4		Lost 3
On Monday	1-0		Won 1
On Tuesday	1-3		Lost 1
On Wednesday	1-0		Won 4
On Thursday	0-0		Lost 1
On Friday	0-2		Lost 2
On Saturday	2-2		Lost 2
On Sunday	0-0		Lost 1
In November	2-1		Won 2
In December	3-6		Lost 2
In January	0-0		Lost 3
In February	0-0		Lost 1
In March	0-0		Lost 3

STARTING LINEUPS

SF	PF	C	SG	PG	W-L
Slaughter	Walton	Camara	Sharper	Heath	0-1
Slaughter	Manker	Camara	Sharper	Heath	4-2
Sharper	Slaughter	Camara	Heath	Thomas	0-1
Sharper	Slaughter	Davis	Heath	Thomas	0-1
Smith	Slaughter	Davis	Johnson	Thomas	1-0
Smith	Slaughter	Davis	Johnson	Heath	0-1
Walton	Slaughter	Camara	Smith	Heath	0-1

LEADS AND DEFICITS

SDSU Biggest Halftime Lead	14 at UC Santa Barbara (12-4-04)
SDSU Biggest Halftime Lead Lost	2 at Loyola Marymount/Providence
SDSU Biggest Halftime Lead Lost in a Loss	2 at Loyola Marymount/Providence
SDSU Biggest Halftime Deficit	22 at Washington (12-7-04)
SDSU Biggest Halftime Deficit Overcome	5 vs. UC Santa Barbara (11-19-04)
SDSU Biggest Halftime Deficit Overcome for Victory	3 vs. Monmouth (11-22-04)
SDSU Biggest Lead	36 at UC Santa Barbara (12-4-04)
SDSU Biggest Lead Lost	7 at Loyola Marymount/Providence
SDSU Biggest Lead Lost in a Loss	7 at Loyola Marymount/Providence
SDSU Biggest Deficit	33 at Washington (12-7-04)
SDSU Biggest Deficit Overcome	18 vs. Monmouth (11-22-04)
SDSU Biggest Deficit Overcome for Victory	18 vs. Monmouth (11-22-04)

TEAM LEADER IN SCORING

	SEASON	CAREER
Marcus Slaughter	6	7
Brandon Heath	5	14
Chris Manker	1	1

Travis Hanour	5
TOTAL	14

TOP SCORING PERFORMANCES

28, Marcus Slaughter vs. UCSB (11-19-04)
26, Brandon Heath vs. Providence (12-31-04)
26, Brandon Heath vs. San Diego (12-1-04)
24, Marcus Slaughter at UCSB (12-4-04)
23, Chris Manker vs. UC San Diego (11-27-04)
22, Chris Manker vs. San Diego (12-1-04)
21, Marcus Slaughter at LMU (12-18-04)
21, Marcus Slaughter at Washington (12-7-04)

TEAM LEADER IN REBOUNDING

	SEASON	CAREER
Marcus Slaughter	9	19
Mohamed Camara	2	2
Brandon Heath	1	1
Chris Manker	1	1

TOP REBOUNDING PERFORMANCES

13, Mohamed Camara vs. Providence (12-31-04)
13, Marcus Slaughter vs. CSUF (12-21-04)
13, Marcus Slaughter vs. UCSB (11-19-04)
12, Marcus Slaughter at Iowa State (12-28-04)
12, Marcus Slaughter vs. San Diego (12-1-04)
9, Marcus Slaughter vs. Providence (12-31-04)
9, Marcus Slaughter at LMU (12-18-04)
9, Marcus Slaughter vs. California (12-11-04)
9, Brandon Heath vs. Monmouth (11-22-04)

TEAM LEADER IN ASSISTS

	SEASON	CAREER
Brandon Heath	7	9
John Sharper	2	2
Matt Thomas	2	2
Chris Manker	1	1
Chris Walton	1	9

TOP ASSISTS PERFORMANCES

9, Brandon Heath vs. UC San Diego (11-29-04)
7, Brandon Heath at UCSB (12-4-04)
6, Brandon Heath vs. CSUF (12-21-04)
6, Matt Thomas vs. Monmouth (11-22-04)
5, Brandon Heath vs. San Diego (12-1-04)
4, Brandon Heath at LMU (12-18-04)
4, Tyler Smith vs. UC San Diego (11-27-04)

DOUBLE FIGURE SCORING GAMES

	SEASON	CAREER
Marcus Slaughter	12	21
Brandon Heath	11	32
Chris Manker	4	6
John Sharper	2	2
Matt Thomas	2	2
Trimaine Davis	1	1

20-PLUS SCORING GAMES

	SEASON	CAREER
Brandon Heath	5	14
Marcus Slaughter	5	5
Chris Manker	2	2

DOUBLE FIGURE REBOUNDING GAMES

	SEASON	CAREER
Marcus Slaughter	4	8
Mohamed Camara	1	1

DOUBLE FIGURE ASSIST GAMES

	SEASON	CAREER
none		

DOUBLE-DOUBLES

	SEASON	CAREER
Marcus Slaughter	4	6

MISSED GAMES DUE TO INJURY

	SEASON
Chris Walton	9

TOP 3-POINT FG PERFORMANCES

4, Brandon Heath at UCSB (12-4-04)
3, John Sharper at UCSB (12-4-04)
3, Marcus Slaughter at UCSB (12-4-04)
3, Brandon Heath vs. San Diego (12-1-04)
3, Chris Manker vs. San Diego (12-1-04)
3, John Sharper vs. San Diego (12-1-04)
3, John Sharper vs. UC San Diego (11-27-04)
3, Brandon Heath vs. UCSB (11-19-04)

TOP EFFICIENCY POINT PERFORMANCES

31, Marcus Slaughter vs. UCSB (11-19-04)
29, Chris Manker vs. UC San Diego (11-27-04)
28, Chris Manker vs. San Diego (12-1-04)
27, Brandon Heath at UCSB (12-4-04)
26, Marcus Slaughter vs. UC San Diego (11-27-04)
24, Brandon Heath vs. Providence (12-31-04)
24, Marcus Slaughter at UCSB (12-4-04)
23, Brandon Heath vs. San Diego (12-1-04)