

SAN DIEGO STATE FOOTBALL

Six Straight Bowl Game Appearances • 20 Conference Championships • 2015, 2012 Mountain West Champions

Contacts: Mike May, senior assoc. AD (mmay@mail.sdsu.edu); Jamie McConeghy, asst. AD/media relations (jmcconeg@mail.sdsu.edu); Jen Heisel, asst. media relations director (jheisel@mail.sdsu.edu)

GAME INFORMATION

Television: CBS Sports Network

Talent: Carter Blackburn (play-by-play), Aaron Taylor (analysis), Jenny Dell (sidelines), Scott Brandwein (producer)

Aztec Radio Network: The Mighty 1090 AM / 105.7 MAX FM / (pregame show starts at 5:30 p.m. PT)

Talent: Ted Leitner (play-by-play); Kirk Morrison (analyst), Chris Ello (sidelines), Jordan Carruth (pre, half and postgame)

Live Stats: GoAztecs.com

SDSU Postgame News Conference: Archived on GoAztecs.com

Social: @GoAztecs (public)

@AztecsPR (Twitter account media only)

@GoAztecsStats (public) - in-game notes



Tickets: Start at \$24 and are available at GoWYO.com.

SERIES INFORMATION

SDSU vs. Wyoming: Wyoming leads 18-17 / SDSU won 2

Series in Laramie: Wyoming leads 11-6 / SDSU won 2

SCHEDULE / RESULTS (9-1, 6-0 MW)

Date	Opponent (TV/Online)	Time / Result
S.3	New Hampshire	W 31-0
S.10	California (CBSSN)	W 45-40
S.17	at Northern Illinois (CBSSN)	W 42-28
S.24	bye week	
O.1	at South Alabama (ESPNNews)	L 24-42
O.8	UNLV* (ESPNU)	W 26-7
O.14	at Fresno State* (CBSSN)	W 17-3
O.21	San José State* (ESPN2)	W 42-3
O.28	at Utah State* (CBSSN)	W 40-13
N.5	Hawai'i* (CBSSN)	W 55-0
N.12	at Nevada (CBSSN)	W 46-16
N.19	at Wyoming* (CBSSN)	1:30 p.m. MT / 12:30 p.m. PT
N.26	Colorado State* (CBSSN)	6 p.m. PT
D.3	MW Championship Game (ABC, ESPN or ESPN2)	TBA
TBD	Bowl Game	

* - Mountain West game

TABLE OF CONTENTS

	Page No.
Media Opportunities / Weekly Schedule	2
Schedule / Results	3
General Notes	3-14
Mountain West / Opponent Standings	15
#Pumphrey4Heisman	16-17
SDSU Athletic Department Notes	18
SDSU Football Program Notes	19
Head Coach Rocky Long	20
Coaching Staff	21
Roster	22-23
Depth Chart	24
Recaps	25-34
Player Profiles	35-77
Statistics	78-90
Last Time it Happened	91-93

GAME 11

[24/25] **SAN DIEGO STATE AZTECS** (9-1; 6-0 MW) at **WYOMING COWBOYS** (7-3; 5-1 MW)
SATURDAY, NOV. 19 :: WAR MEMORIAL STADIUM (29,181) :: LARAMIE, WYO. :: 1:30 P.M. MT / 12:30 P.M. PT

WYOMING



GOWYO.COM

FBS Rk.	Statistics	FBS Rk.
38.9	Points/Game	26 36.8
33.7	Points Allowed/Game	7 15.2
220.9	Rushing Yds./Game	5 293.9
164.7	Rushing Yds. Allowed/Game	2 86.4
222.2	Passing Yds./Game	121 141.6
297.9	Passing Yds. Allowed/Game	27 196.1
443.1	Total Offense/Game	48 435.5
462.6	Total Defense/Game	5 282.5

SAN DIEGO STATE



GOAZTECS.COM

For the season, San Diego State opponents are averaging 2.80 yards per rush and have only four rushing TDs.

COACHING MATCHUP

	WYOMING	SAN DIEGO STATE
Head Coach	Craig Bohl (Nebraska, 1982)	▶ Rocky Long (New Mexico, 1974)
Record At School	13-21 / 3rd season	52-24 / 6th season
Overall Record	117-53 / 14th season	117-93 / 17th season
	▶ - 3-time Mountain West Coach of the Year and MW's all-time winningest coach.	

NEWS AND NOTES (through games of Nov. 12)

- Winners of six consecutive games and 19 of last 20 games overall, San Diego State travels to Laramie, Wyo., for a matchup of Mountain West division leaders Saturday at 1:30 p.m. MT (12:30 p.m. PT). The Aztecs (9-1, 6-0 MW) have already clinched the West Division crown for a second consecutive season, while the Cowboys (7-3, 5-1 MW) are one of three teams sitting atop the Mountain Division.
- SDSU re-entered both of the major polls this week and is currently ranked 24th in the Associated Press Top 25 poll and 25th in the Amway Coaches Poll. Prior to this season, the Aztecs had not been ranked in either major poll since 1995.
- San Diego State is searching for its first win as an AP Top 25 team since Nov. 26, 1977. Since that victory, the Aztecs are 0-3 with two byes in the five poll appearances (prior to this week) they have made since the 1977 victory.
- SDSU is one of 11 teams nationally with one loss or less (two undefeated teams, nine one-loss teams). San Diego State is one of only seven undefeated teams in league play (others: Alabama, Arkansas State, Oklahoma, Troy, Washington State, Western Michigan).
- The Aztecs carry a number of lengthy win streaks into Saturday's game, including: 17 straight victories against conference opponents (longest active streak in the country), 14 straight victories in games played in the Pacific Time Zone and six straight wins overall (tied for seventh-longest active streak in the nation).
- During the 17-game win streak vs. MW teams (including the 2015 MW Championship game), SDSU has outscored its opponents, 610-177.
- Since Oct. 3, 2015, San Diego State owns the nation's second-best record at 19-1 (.950), trailing only Alabama (21-0, 1.000), and ahead of Clemson (20-2, .909), Ohio State (17-2, .895) and Western Michigan (17-2, .895).
- The Aztecs are once again among the nation's elite in every major defensive category. Since the beginning of the 2015 season, SDSU is first in interceptions (42), second in turnovers forced (55), fourth in total defense (285.3), rushing defense (99.4) and rushing yards allowed per attempt (3.0), fifth in scoring defense (15.9), seventh in passing efficiency rating defense (106.6) and 10th in third-down conversion percentage defense (31.9).
- Heisman Trophy candidate Donnel Pumphrey continues to lead the nation (FBS) this season in rushing yards (1,779) and all-purpose yards (1,930). He is second in rushing yards per game (177.9), third in all-purpose yards per game (193.00), tied for sixth in rushing touchdowns (14) and tied for 14th in total touchdowns (14). He has 166 more rushing yards than the player ranked second in FBS rushing.
- Pumphrey, a senior from Las Vegas, is the active FBS career leader in rushing yards (6,051), all-purpose yards (7,075), rushing touchdowns (59), total touchdowns scored (64) and 100-yard rushing games (31).
- Pumphrey continues to climb the official NCAA career rushing chart. His 6,051 yards rushing currently places him fourth on that chart. He needs 347 yards to surpass Ron Dayne's (Wisconsin) career total of 6,397. If SDSU plays four more games (counts the conference championship and assumes a bowl game), Pumphrey would have to average 86.5 yards to break the record (2016 average is 177.9).

LONGEST ACTIVE CONFERENCE WIN STREAKS / FBS

Below is a list of the longest active league win streaks by FBS teams (through Nov. 12).

School	No.	This Week
San Diego State	17	at Wyoming
Alabama	15	non-conference
Arkansas State	14	at Troy
Oklahoma	14	at West Virginia
Washington State	7	at Colorado
Western Michigan	7	Buffalo

SDSU has also won seven straight road games MW games by a score of 254-84.

MOST CAREER RUSHING YARDS / FBS HISTORY

Below is a list of the NCAA all-time rushing yardage leaders (through Nov. 12).

Player, School	Yards
Ron Dayne, Wisconsin	6,397
Ricky Williams, Texas	6,279
Tony Dorsett, Pittsburgh	6,082
Donnel Pumphrey, SDSU	6,051
DeAngelo Williams, Memphis	6,026

Pumphrey has 1,384 more rushing yards than the next-highest active total by a FBS player.

TOTAL DEFENSE / FBS

Below is a list of the teams with the fewest yards allowed per game in 2016 (through Nov. 12).

School	W-L	YAPG
Michigan	9-1	244.7
Alabama	10-0	259.5
Florida	7-2	266.8
Ohio State	9-1	274.4
San Diego State	9-1	282.5

SDSU has held 22 consecutive Mountain West teams to less than 400 yards of total offense (longest active FBS streak).

SAN DIEGO STATE MEDIA AVAILABILITY: WYOMING

14 MON	15 TUE	16 WED	17 THU	18 FRI	19 SAT	20 SUN
<p>4 p.m. (approximate) - Practice First 20 minutes open to media who cover SDSU on a regular basis (must contact media relations office)</p> <p>5 p.m. (approximate) - Post-practice availability (Players who are appearing at news conference on Tuesday are not available)</p> <p>Game Notes Available</p>	<p>FINAL MEDIA DAY FOR STUDENT-ATHLETES</p> <p>SDSU Media Luncheon Live on GoAztecs.com Noon - Food 12:15 p.m. - Coach Long 12:30 p.m. - Student-Athletes</p> <p>3:30 p.m. - Practice First 20 minutes open to media who cover SDSU on a regular basis (must contact media relations office)</p> <p>5:30 p.m. (approximate) - Post-practice availability (Players who appeared at news conference are not available; Also no Coach Long availability)</p> <p>Live News Conference News Conference Video News Conference Quotes</p>	<p>FINAL MEDIA DAY FOR COACHES</p> <p>Closed Practice</p> <p>5:15 p.m. (approximate) - Post-practice availability for Coach Long and assistants</p> <p>7 p.m. - Rocky Long Radio Show live on The Mighty 1090.</p> <p>Broadcast Flip Card</p>	<p>Closed Practice</p> <p>No media availability.</p> <p>Aztec Football with Rocky Long TV show on FOX Sports San Diego. Check local listings for specific broadcast time.</p>	<p>Closed Practice</p> <p>No media availability.</p>	<p>San Diego State at Wyoming, 1:30 p.m. MT</p> <p>Postgame News Conference - San Diego State locker room is closed. Coach Long and selected players will be available outside the locker room after a brief cooling off period.</p> <p>Live: Stats Game Stats Postgame Notes Postgame Quotes News Conference Archive Highlights</p>	<p>No practice.</p> <p>No media availability.</p>

Items in red are sent out to the media distribution list and/or are available on that day at GoAztecs.com.

SDSU MEDIA RELATIONS

Phone: (619) 594-5547

Fax: (619) 582-6541

Overnight Address:

Aztec Athletics Center, Suite 3014
5302 55th Street
San Diego, CA 92182-4309

Website: GoAztecs.com

Public Twitter: GoAztecs

Twitter (Media): twitter.com/AztecsPR

Mike May* | Senior Assoc. AD/Comm. & Media Relations

Office: (619) 594-5547 Cell: (619) 957-8372

E-Mail: mmay@mail.sdsu.edu

Jamie McConeghy* | Assistant AD - Media Relations

Office: (619) 594-4348 Cell: (607) 435-5577

E-Mail: jmcconeg@mail.sdsu.edu

Darin Wong | Assistant AD - Media Relations

Office: (619) 594-5548

E-Mail: dwong@mail.sdsu.edu

Jen Heisel^ | Assistant Media Relations Director

Office: (619) 594-5549

E-Mail: jheisel@mail.sdsu.edu

Dave Kuhn | Assistant Media Relations Director

Office: (619) 594-5242

E-Mail: dkuhn@mail.sdsu.edu

Jim Solien | Assistant Media Relations Director

Office: (619) 594-2576 Cell: (619) 341-9082

E-Mail: jsolien@mail.sdsu.edu

Lauren Weaver | Media Relations Coordinator

Office: (619) 594-5547

E-Mail: lweaver@sdsu.edu

Jason Bott | Coordinator of Multimedia Productions

Office: (619) 594-2428

E-Mail: jbott@mail.sdsu.edu

* primary football contacts; ^ secondary contact

PRACTICE

All practices are closed to both the public and the media with the lone exception being the first 20 minutes of Monday and Tuesday's workouts (media only). Members of the media planning to attend Monday or Tuesday's practice will need to call the media relations office to be placed on a list to gain access to the practice fields.

Post-practice interview requests should be submitted to the San Diego State media relations office no later than noon PT on the day of the potential interview. Other interview requests must be made at least 24 hours in advance.

SDSU TELECONFERENCE

The Mountain West is not hosting a weekly coaches teleconference this season.

ROCKY LONG RADIO SHOW

Once again this season, the weekly Rocky Long Radio Show will air live from 7-8 p.m. PT on The Mighty 1090.

AZTEC FOOTBALL WITH ROCKY LONG

San Diego State football head coach Rocky Long and FOX Sports San Diego have announced a coaches show for the second straight season. *Aztec Football with Rocky Long* will air each Thursday following live programming on FOX Sports San Diego.

The weekly show will give unprecedented access to the SDSU program and Long, the Mountain West's all-time leader in victories and two-time MW Coach of the Year. *Aztec Football with Rocky Long*, which will be hosted by Mike Pomeranz, will consist of player and coach features, behind the scenes footage, X's and O's with Long, a preview of the upcoming game, a recap of the last game and much more.

VIDEO FOOTAGE OF ROAD GAMES

Video highlights and interview footage will once again be available to the media for all of San Diego State's road games. For more information, contact coordinator of multimedia productions Jason Bott at (619) 594-2428 or via e-mail at jbott@mail.sdsu.edu.

COLLEGEPRESSBOX.COM

CollegePressBox.com is the official media website for Mountain West football. Access and download weekly game notes, quotes, statistics, media guide headshots, logos and more for the conference and each of its 12 member schools throughout the season. Login information will be distributed by the conference office to accredited media or you can apply for a password by sending an e-mail to password@collegepressbox.com.

THE RANKINGS

- Following a sixth straight victory, San Diego State is once again in the top 25 of the two major polls this week. The Aztecs are 24th in the Associated Press and 25th in the coaches poll.
- This week, the Aztecs moved up four positions in the AP poll, from 28 to 24, and significantly increased its total point total from 38 to 97. In the coaches poll, SDSU went from 27 to 25, and jumped its point total from 58 to 112.
- SDSU is searching for its first win as an AP Top 25 team since Nov. 26, 1977. Since that victory, the Aztecs are 0-3 with two byes in the five poll appearances (prior to this week) they have made since the 1977 victory.
- San Diego State increased its point-total in each poll for the sixth consecutive week.
- The Aztecs have now received votes in 15 consecutive AP polls and 16 straight coaches polls.
- Earlier this season (Sept. 25), San Diego State was ranked in the Associated Press AP Top 25 poll for a second consecutive week. The Aztecs jumped from No. 22 to No. 19.
- The No. 19 ranking represented the highest the Aztecs have been in the poll since ending the 1977 campaign at No. 16.
- On Sept. 19, San Diego State entered the Associated Press poll at No. 22. It marked the first appearance for the Aztecs in the AP rankings since Nov. 7, 1995.
- When SDSU appeared in the poll on Sept. 19, it snapped a streak of 341 polls without making an appearance in the poll.
- In school history, San Diego State has been ranked a total of 17 weeks (includes this week). The highest the Aztecs have ever been ranked is No. 13 on Nov. 3, 1975.
- Prior to entering the poll on Sept. 18, the last time SDSU appeared in the AP Top 25 Poll:
 - Rocky Long was the defensive coordinator at Oregon State. Long, who is currently tied for 13th among active FBS coaches in career victories (counts major schools only), had yet to coach his first game as a head coach.
 - San Diego State has 74 student-athletes on its roster that were yet to be born when the Aztecs last appeared in the national rankings. Sam Tai, the oldest member of the SDSU football team, was just over 3-years-old at the time of that previous ranking.
 - Associate head coach/offensive coordinator Jeff Horton was in his second season as the head coach at UNLV. The previous year Horton guided the Rebels to the Las Vegas Bowl and earned Big West Coach-of-the-Year honors.
 - Safeties coach Danny Gonzales was in his second year as a player at New Mexico.
- When San Diego State debuted in the coaches poll on Sept. 25 at No. 24, it marked the first time the Aztecs were ranked in the coaches poll on Sept. 21, 1992. It had been just over 24 years since SDSU's last appearance in the poll.

SAN DIEGO STATE IN THE TOP 25				
2015	AP Rk.	Points	Co. Rk.	Points
Nov. 22			39	3
Nov. 29	36	3	T-29	14
Dec. 6	30	22	28	26
Final	29	44	27	55
2016	AP Rk.	Points	Co. Rk.	Points
Preseason	31	46	37	18
Sept. 6	30	37	35	12
Sept. 11	28	51	33	27
Sept. 18	22	183	28	87
Sept. 25	19	304	24	156
Oct. 2	36	10	39	10
Oct. 10	T-39	2	44	2
Oct. 16	37	3	35	13
Oct. 23	32	2	29	15
Oct. 30	28	21	28	36
Nov. 7	28	38	27	58
Nov. 14	24	97	25	112

BEST RECORD SINCE 10-03-15 / FBS

Below is a list of the best records in the FBS since Oct. 3, 2015 (through Nov. 5, 2016).

Rk.	Team	W-L	Pct.
1.	Alabama	21-0	1.000
2.	San Diego State	19-1	.950
3.	Clemson	20-2	.909
4.	Ohio State	17-2	.895
	Western Michigan	17-2	.895
6.	Houston	18-3	.857
7.	Louisville	16-3	.842
	Michigan	16-3	.842
9.	Western Kentucky	17-4	.810
10.	3 tied at	16-4	.800

BEST FBS RECORD SINCE 2010













Below is a list of the highest winning percentages in the nation for FBS schools since the beginning of the 2010 season. (note: minimum 75 games played as an FBS school through games of Nov. 12).

Rk.	Team	Pct.	Rk.	Team	Pct.
1.	Alabama	.891	14.	Baylor	.724
2.	Ohio State	.856	15.	Northern Illinois	.723
3.	Boise State	.820	16.	Louisville	.716
4.	Florida State	.815	17.	Toledo	.698
5.	Stanford	.802	18.	Georgia	.689
6.	Oregon	.791	19.	San Diego State	.685
7.	Oklahoma	.787	20.	Houston	.682
8.	Clemson	.780	21.	Nebraska	.678
9.	LSU	.770	22.	Notre Dame	.670
10.	Oklahoma State	.750		Texas A&M	.670
11.	Michigan State	.747	24.	Auburn	.663
	Wisconsin	.747		Navy	.663
13.	TCU	.733		USC	.663

WINNING COMFORTABLY

San Diego State has posted some eye-popping numbers during its current six-game winning streak. In victories over UNLV, at Fresno State, San José State, at Utah State, vs. Hawai'i and at Nevada, the Aztecs have outscored their opponents, 226-42 (plus-184 points).

SCHEDULE / RESULTS

Date	Opponent	Site	TV	Time/Result	Series	Note
Sept. 3	 New Hampshire Wildcats	San Diego, Calif. Qualcomm Stadium		W, 31-0	SDSU, 1-0	Aztecs hold UNH to 141 yards and 0-for-14 on 3rd downs; Chapman: CH 283 passing yds.
Sept. 10	 California Golden Bears	San Diego, Calif. Qualcomm Stadium	CBSSN	W, 45-40	tied, 4-4	Pumphrey: 29 carries, CH 281 yds., 3 TDs; passes Faulk as SDSU career leading rusher
Sept. 17	 at Northern Illinois Huskies	DeKalb, Ill. Huskie Stadium	CBSSN	W, 42-28	SDSU, 5-0	SDSU races to 28-0 lead and scores 6 TDs; Pumphrey: 23 carries, 220 yds., 3 TDs
Oct. 1	 at South Alabama Jaguars	Mobile, Ala. Ladd-Peebles Stadium	ESPNews	L, 24-42	USA, 2-0	San Diego State, led 24-21, entering 4th qtr. Aztecs have three starters injured in game
Oct. 8	 UNLV Rebels	San Diego, Calif. Qualcomm Stadium	ESPNU	W, 26-7	SDSU, 17-9	SDSU limits UNLV to 9 passing yards (2-for-13) Total yards: SDSU 460, UNLV 122
Oct. 14	 at Fresno State Bulldogs	Fresno, Calif. Bulldog Stadium	CBSSN	W, 17-3	SDSU, 29-23-4	Pumphrey: CH 38 carries, 220 yds., 2 TDs; Aztecs first win in Fresno since 1997
Oct. 21	 San José State Spartans	San Diego, Calif. Qualcomm Stadium	ESPN2	W, 42-7	tied, 19-19-2	Aztecs have held SJSU to 17 pts. in last 3 gms.; Pumphrey 135 yards, 2 TDs; Penny 105 yds
Oct. 28	 at Utah State Aggies	Logan, Utah. Maverik Stadium	CBSSN	W, 40-13	SDSU, 12-1	SDSU has won last 10 games vs. USU; Rushed for 400 yds; Scored 40 str. points
Nov. 5	 Hawai'i Rainbow Warriors	San Diego, Calif. Qualcomm Stadium	CBSSN	W, 55-0	SDSU, 20-9-2	SDSU 14-2 in last 16 meetings vs. UH; Largest shutout victory in SDSU DI era
Nov. 12	 at Nevada Wolf Pack	Reno, Nev. Mackay Stadium	CBSSN	W, 46-16	SDSU, 6-3	SDSU rushes for a school-record 474 yards; Penny 10 carries, 208 yds., 2 TD
Nov. 19	 at Wyoming Cowboys	Laramie, Wyo. War Memorial Stadium	CBSSN	1:30 p.m. MT	WYO, 18-17	Aztecs are 10-5 vs. UW in MW era; Six double-digit wins for SDSU in this time.
Nov. 26	 Colorado State Rams	San Diego, Calif. Qualcomm Stadium	CBSSN	6 p.m. PT	SDSU, 20-13	SDSU has won eight of nine vs. CSU, scoring 38+ points in last two wins.

CALIFORNIA FBS RECORDS SINCE '10

Below is a look at the best records in the state of California since the beginning of the 2010 campaign. *BG* - indicates number of bowl games the team has participated in since 2010. *AP Rk.* - indicates current team ranking in the Associated Press poll.

Rk.	Team	W	L	Pct.	BG	AP Rk.
1.	Stanford	73	18	.802	6	rv
2.	San Diego State	61	28	.685	6	24
3.	USC	59	30	.663	4	15
4.	UCLA	51	38	.573	5	--
5.	Fresno State	42	46	.477	4	--
6.	San José State	35	50	.412	2	--
7.	California	33	51	.393	2	--

UNANIMOUS

San Diego State and Houston were the only schools in the country to receive every first-place vote in its official conference preseason poll. Below is a list of every team that received at least 50 percent of the possible first-place votes in its preseason poll (*note: Conference USA did not release individual voting details like total points or first-place votes*).

Rk.	Team	Conference-Div.	FPV/Total	Pct.
1.	San Diego State	Mountain West-West	29/29	100.0
	Houston	American-West	30/30	100.0
3.	Boise State	Mountain West-Mtn.	27/29	93.1
4.	Oklahoma	Big 12	24/26	92.3
5.	Iowa	Big Ten-West	33/40	82.5
6.	Clemson	ACC-Atlantic	148/191	77.5
7.	Alabama	SEC-West	246/331	74.3
8.	Western Michigan	MAC-West	19/26	73.1
9.	Stanford	Pac 12-North	24/33	72.7
10.	Tennessee	SEC-East	225/331	68.0
11.	Ohio State	Big Ten-East	31/46	67.4
12.	North Carolina	ACC-Coastal	121/191	63.4
13.	UCLA	Pac 12-South	19/33	57.6
14.	USF	American-East	15/30	50.0

TOP SCORING DEFENSES SINCE 2014

Best scoring defenses since the beginning of the 2014 season.

Rk.	School	Pts. Allowed Per Game
1.	Alabama	15.6
2.	Wisconsin	16.1
3.	Michigan	16.9
4.	Ohio State	17.2
5.	San Diego State	17.3
6.	Florida	18.0
7.	LSU	18.9
8.	Clemson	19.1
9.	Temple	19.3
10.	Stanford	19.5

TOP TOTAL DEFENSES SINCE 2014

Best total defenses since the beginning of the 2014 season.

Rk.	School	Total Yds. Allowed Per Game
1.	Michigan	280.9
2.	Wisconsin	284.7
3.	Alabama	290.7
4.	Clemson	299.1
5.	San Diego State	301.9
6.	Boston College	302.3
7.	Florida	305.7
8.	Louisville	310.8
9.	Ohio State	313.9
10.	Penn State	321.4

Other significant numbers and notes from the streak are listed below and to the right:

- SDSU handed Nevada its worst home loss (30 points) since a 38-7 loss to Boise State on Nov. 25, 2006 and set a school-record 474 rushing yards on 44 attempts, averaging 10.8 yards per carry for the game.
- San Diego State's 55-0 victory over Hawai'i represented the largest margin of victory in a shutout win in the school's Division I history and the largest margin of victory in any game since a 58-point win in 1970 (65-7 on Nov. 14, 1970 against UC Santa Barbara).
- SDSU's 27-point margin of victory was Utah State's largest setback in Logan since a 38-point loss to Hawai'i on Oct. 23, 2010.
- San Diego State outrushed Utah State, 400-71, tied then for the largest margin (329 yards) in the Aztecs' Division I history (SDSU later set the record at Nevada (384)).
- The Aztecs handed Utah State just its fifth home loss in its last 31 home games (the Aggies entered the game with the nation's ninth-highest home winning percentage since Nov. 12, 2011 at 26-4). San Diego State became the first Pacific Time Zone team to defeat Utah State at Maverik Stadium since Sept. 18, 2010 (Fresno State).
- SDSU's 42-3 victory and 39-point margin of victory over JSU was its largest in a game (at the time) since a 47-0 victory over Nicholls State on Sept. 4, 2010.
- The 39-point victory over the Spartans was the largest for the Aztecs in a league game (at the time) since defeating Hawai'i, 56-8, on Oct. 11, 1996.
- San Diego State's last eight overall victories have been by at least two touchdowns (14 points) and its last 15 regular-season conference games have all been wins by at least 14 points.

SDSU STATS DURING CURRENT 6-GAME WINNING STREAK

Category	SDSU	Opp.
Points	226	42
First Downs	133	79
Rushing Yards	2,000	467
Yards Per Rush	6.6	2.6
Passing Yards	711	914
Passing Efficiency Rating	150.7	84.1
Total Offense	2,711	1,381
Average ToP	33:06	26:54
Turnovers	4	13

WE ARE THE (DIVISION) CHAMPIONS

Two weeks ago (Nov. 5), San Diego State clinched a berth in the Mountain West Championship game. The Aztecs clinched a share of the league title with their 55-0 victory over Hawai'i, and clinched an advantage in all potential tie-breaking scenarios when New Mexico defeated Nevada, 35-26, in an evening game that ended Sunday due to weather delays.

Last Saturday, the Aztecs clinched the outright division championship with a 46-16 victory at Nevada. The Aztecs now own a three-game advantage over second-place UNLV with two games to play.

San Diego State will play for the 21st conference title in school history on Dec. 3. The Aztecs are looking to become the first team to repeat and the first team to win multiple conference titles since the league moved to divisional format in 2013.

Other items to note:

- This marks the third consecutive season the Aztecs have won at least a share of the division title. In 2014, San Diego State shared the division's best record with Fresno State at 5-3 before winning the title outright last season (8-0 in 2015) and are in the position to do the same this year (2016).
- SDSU is the first Mountain West team to claim a division title share in three straight seasons.
- On Dec. 3, San Diego State will be looking for its third Mountain West championship in the last five seasons. The Aztecs won a share of the 2012 title (back when the conference was a single division, 10-team league), tying with Boise State and Fresno State. SDSU won the title last season, defeating Air Force, 27-24, in the championship game.
- Although the Aztecs have won 20 previous conference titles in the football program's history, the Aztecs have not won consecutive crowns since winning three straight PCAA titles from 1972-74.

WORKING ON PERFECTION

As earlier noted, San Diego State has clinched a berth in the Mountain West Championship game. Now the Aztecs are looking to go down as one of the most dominant teams in league history.

Last season, SDSU became the first Mountain West team to finish with an unblemished league record since 2011. Only San Diego State has done it in the two-division era (2015) and only nine teams have done it in league history (this is the 18th season).

This year, the Aztecs are two games away from recording their second consecutive regular-season perfect league record.

Below is a look at the nine teams to end the regular-season, plus San Diego State's 2016 numbers, with a perfect Mountain West record ranked by average margin of victory in league play.

MOUNTAIN WEST UNDEFEATED LEAGUE TEAMS HIGHEST AVERAGE SCORING MARGIN*

Pl.	School	Season	Record	PF	PA	Margin	Avg. Margin
1.	TCU	2010	8-0	342	75	+267	+33.38
2.	TCU	2009	8-0	349	90	+259	+32.38
3.	San Diego State	2016	6-0	226	42	+184	+30.67
4.	TCU	2011	7-0	288	107	+181	+25.86
5.	Brigham Young	2006	8-0	317	113	+204	+25.50
6.	San Diego State	2015	8-0	289	90	+199	+24.88
7.	Utah	2004	7-0	351	178	+173	+24.71
8.	Utah	2008	8-0	298	125	+173	+21.63
9.	TCU	2005	8-0	306	151	+155	+19.38
10.	Brigham Young	2001	7-0	302	191	+111	+15.86

* - does not include conference championship games.

STREAKING

- San Diego State owns a number of impressive active streaks. On the next page is a look at a few of them:
- The Aztecs have won 17 straight games against Mountain West opponents. That is the longest active streak nationally by a team against its conference opponents and dates back to Nov. 15, 2014. During that stretch, SDSU has outscored its opponents, 610-177. *The complete list of national leaders in this category can be found on the bottom of page one.*
 - San Diego State has won 14 consecutive home games against Mountain West opponents, dating back to a setback on Oct. 26, 2013. During that stretch, the Aztecs have outscored their conference opposition, 479-184.
 - SDSU has won its last 14 games played in the Pacific Time Zone, dating back to Sept. 19, 2015.
 - San Diego State has won its last 10 home games, tied for the fourth-longest active streak in the nation. The Aztecs have outscored its opposition, 364-112, during that stretch and have an edge in total offense 4,350 to 2,413 and a plus-11 turnover margin.
 - SDSU has not trailed in a regular-season conference game at home since Nov. 21, 2014 vs. Air Force. The Aztecs have won eight straight conference home games without falling behind, a streak that is currently at 503:13. The last time SDSU trailed was at 14-13 in the third quarter to Air Force, before posting a 30-14 victory.
 - San Diego State has held 22 consecutive league opponents to less than 400 yards of total offense. That is the longest active streak nationally. During that span, SDSU has allowed 5,470 yards of offense (248.6 per game).
 - During the current 16-game win streak against Mountain West opponents, San Diego State has trailed a total of 27:06 combined (out of a possible 1,020:00) and in only four total games. In the first game of the streak, SDSU trailed Air Force, 14-13, on Nov. 21, 2014, before scoring the final 17 points en route to a 30-14 victory. The Aztecs also trailed at Colorado State (Oct. 31, 2015), 10-7, in the second quarter before posting a 41-17 victory. In last season's conference title game, SDSU trailed Air Force on three occasions, the final coming in the third quarter 17-10, before posting a 27-24 victory. On Oct. 28 at Utah State, San Diego State trailed for 57 seconds in the first quarter before scoring 40 unanswered points en route to a 40-13 victory.

NOTING THE NEVADA WIN

- A few takeaways from San Diego State's 46-16 win over Nevada on Saturday:
- San Diego State winning streaks extended:
 - 17 straight victories against conference opponents (longest active win streak in the nation)
 - 14 straight victories in the Pacific Time Zone
 - 11 straight victories against Mountain West, West Division teams
 - 7 straight victories in Mountain West Conference road games
 - 7 straight victories in games played during the month of November
 - 6 straight victories overall
 - 3 straight victories in road games
 - The Aztecs improved to 9-1 overall, their best 10-game record to open a campaign since the 1977 squad was 9-1.
 - SDSU has won 19 of its last 20 games overall (19-1) since Oct. 3, 2015. That is second-best record in the nation during that span, trailing only Alabama.
 - San Diego State had a school-record 474 rushing yards on 44 attempts, averaging 10.8 yards per carry for the game.
 - The Aztecs finished with 620 total yards, its most since totaling 632 yards against Hawai'i on Dec. 7, 2002.
 - SDSU handed Nevada its worst home loss (30 points) since a 38-7 loss to Boise State on Nov. 25, 2006.
 - Donnel Pumphrey recorded his ninth straight 100-yard rushing game and 31st of his career with 198 yards and a touchdown on 26 carries (7.6 avg.). During this nine-game stretch, Pumphrey has rushed for 1,681 yards (186.8 ypg) with 13 rushing touchdowns and a 6.8 yards per carry average.
 - Pumphrey passed DeAngelo Williams into fourth place on the all-time NCAA FBS rushing list (now has 6,051 yards).
 - Rashaad Penny recorded his fourth 100-yard rushing game of his career (all in the last six games) with 208 yards and two touchdowns on just 10 carries (20.8 avg.). Since 1996, no player in the country has a better rushing average in a game than Penny's 20.8 when rushing for at least 200 yards.
 - SDSU had two 100-yard rushers in the same game for the fourth straight game, fifth time in six games, eighth time in 20 games and 26th time in school history. San Diego State is now 25-1 when it has multiple 100-yard rushers.
 - San Diego State won its 31st consecutive game when rushing for at least 200 yards. The Aztecs are now 39-2 in the Rocky Long era when rushing for 200-plus yards.
 - The Aztecs scored at least 40 points for the fourth consecutive game for the first time since 1990.
 - SDSU won its ninth game of the year and has now won at least nine games in back-to-back seasons for the first time since winning 10 games in both 1976 and 1977. San Diego State has won at least nine games in four of the past seven seasons (since 2010).
 - The Aztecs are outscoring the opposition, 610-177, (35.9-10.4 averages) over the 17-game winning streak against conference opponents.
 - SDSU held the Wolf Pack to 366 total yards and now has held 22 consecutive conference opponents to less than 400 yards of total offense, the longest active streak in FBS.

DO NOT OVERLOOK THE DEFENSE

- Once again, Rocky Long's defensive unit is putting up numbers that can compete with anyone in the nation. What the Aztecs are currently stringing together is historic.
- Earlier this season, San Diego State had a streak in which it had not allowed an offensive touchdown in 175 snaps. It was the longest active streak in the nation and the longest streak by an Aztec defense in at least five years.
 - SDSU has allowed a total of 42 points in the last six games combined (one touchdown was scored via a fumble return).
 - San Diego State ranks among the nation leaders in overall defensive statistics and national stats for conference games only. On the next page is a look, including SDSU's national leading 7.0 points allowed per conference game.

ACTIVE CAREER RUSHING LEADERS / FBS

The following NCAA career rushing list comes from page 34 of the 2016 NCAA Record Book. Before 2002, postseason games were not included in NCAA final football statistics or records. Beginning with the 2002 season, all postseason games were included in NCAA final football statistics and records.

This is the fourth week the NCAA chart is referenced here as prior to that time, Pumphrey fell outside the NCAA leaders and instead the Sports Reference list was utilized.

Rk.	Player	School	Yards	To Pass
1.	Ron Dayne	Wisconsin	6,397	347
2.	Ricky Williams	Texas	6,279	229
3.	Tony Dorsett	Pittsburgh	6,082	32
4.	Donnel Pumphrey	San Diego State	6,051	
5.	DeAngelo Williams	Memphis	6,026	
6.	Charles White	USC	5,598	
7.	Travis Prentice	Miami (Ohio)	5,596	
8.	Cedric Benson	Texas	5,540	
9.	Damion Fletcher	Southern Miss.	5,302	
10.	LaDainian Tomlinson	TCU	5,263	
11.	Herschel Walker	Georgia	5,259	
12.	Archie Griffin	Ohio State	5,177	
13.	Avon Cobourne	West Virginia	5,164	
	Garrett Wolfe	Northern Illinois	5,164	
15.	Montee Ball	Wisconsin	5,140	
16.	LaMichael James	Oregon	5,082	
17.	Mike Hart	Michigan	5,040	
18.	Darren Lewis	Texas A&M	5,012	
19.	Darren Sproles	Kansas State	4,979	
20.	DonTrell Moore	New Mexico	4,973	

SDSU CAREER RUSHING TD / FBS

Rk.	Player	School	TD	To Pass
1.	Keenan Reynolds	Navy	88	30
2.	Montee Ball	Wisconsin	77	19
3.	Travis Prentice	Miami (Ohio)	73	15
4.	Kenneth Dixon	Louisiana Tech	72	14
	Ricky Williams	Texas	72	14
6.	Cedric Benson	Texas	64	6
	Anthony Thompson	Indiana	64	6
8.	Ron Dayne	Wisconsin	63	5
9.	Donnel Pumphrey	San Diego State	59	
	Eric Crouch	Nebraska	59	1
	Colin Kaepernick	Nevada	59	1

SDSU CAREER OVERALL TD / FBS

Rk.	Player	School	TD	To Pass
1.	Keenan Reynolds	Navy	88	25
2.	Kenneth Dixon	Louisiana Tech	87	24
3.	Montee Ball	Wisconsin	83	20
4.	Travis Prentice	Miami (Ohio)	78	15
5.	Ricky Williams	Texas	75	12
6.	Taurean Henderson	Texas Tech	69	6
7.	Brock Forsey	Boise State	68	5
8.	Cedric Benson	Texas	67	4
9.	DeMarco Murray	Oklahoma	65	2
	Anthony Thompson	Indiana	65	2

11.	Donnel Pumphrey	San Diego State	64	
-----	------------------------	------------------------	-----------	--

RUSHING YARDS / FBS

Rk.	Player, Team	G	Yards
1.	Donnel Pumphrey, San Diego State	10	1,779
2.	D'Onta Foreman, Texas	9	1,613
3.	Brian Hill, Wyoming	10	1,417
4.	Aaron Jones, UTEP	10	1,397
5.	Jeremy McNichols, Boise State	10	1,369

AVERAGE RUSHING YARDS / FBS

Rk.	Player, Team	G	YPG
1.	D'Onta Foreman, Texas	9	179.2
2.	Donnel Pumphrey, San Diego State	10	177.9
3.	Brian Hill, Wyoming	10	141.7
4.	Aaron Jones, UTEP	10	139.7
5.	Kamryn Pettway, Auburn	8	138.3

RUSHING TOUCHDOWNS / FBS

Rk.	Player, Team	G	TDs
1.	Lamar Jackson, Louisville	10	19
2.	Will Worth, Navy	9	18
	Jeremy McNichols, Boise State	10	18
	Anthony Wales, Western Kentucky	10	18
5.	Brian Hill, Wyoming	10	16
6.	Donnel Pumphrey, San Diego State	10	14
	2 others tied at		14

ALL-PURPOSE YPG / FBS

Rk.	Player, Team	G	YPG
1.	Joe Mixon, Oklahoma	9	193.9
2.	Christian McCaffrey, Stanford	9	193.2
3.	Donnel Pumphrey, San Diego State	10	193.0
4.	Carlos Henderson, Louisiana Tech	10	191.2
5.	D'Onta Foreman, Texas	9	187.7

ALLOWING LESS THAN 400 YARDS

Below is a list of the longest active streaks of holding conference opponents to less than 400 yards of total offense (includes league championship games) (through Nov. 12, 2016).

Rk.	Team	G	Started
1.	San Diego State	22	Oct. 3, 2014
2.	Temple	10	Nov. 21, 2015

MOST TURNOVERS FORCED SINCE 2015

Below is a list of the most turnovers forced in the FBS since the beginning of the 2015 campaign.

Rk.	Team	TO Forced	W-L
1.	Utah	59	18-5
2.	San Diego State	55	20-4
3.	Washington	51	16-7
4.	Houston	50	21-3
5.	Oklahoma State	49	18-5
6.	Louisville	48	17-6
7.	West Virginia	47	16-6
8.	Arkansas State	46	14-8
	Clemson	46	23-2
	Georgia Southern	46	13-10
	Western Kentucky	46	20-5

Category	Season	NR (out of 128)	Conference Only Games	NR (out of 128)
Scoring Defense	15.2	7	7.0	1
Total Defense	282.5	5	203.2	2
Turnovers Forced	21	13	13	T-18
Interceptions	19	1	12	T-1
Rushing Defense	86.4	2	77.8	2
Rushing Average Per Carry			2.6	2
Passing Efficiency	104.18	11	84.1	1
Touchdowns Allowed			5	1
Passing Defense	196.1	27	152.3	3

SERIES NOTES

- San Diego State and Wyoming will meet for the 36th time on Saturday, with the Cowboys owning an 18-17 series advantage. The teams have met every season of the Mountain West era with the exceptions of 2013 and 2014, with the Aztecs owning an 10-5 advantage in the current league.
- Wyoming owns an 11-6 advantage in the series in games played in Laramie. San Diego State has won on its last two trips to Laramie, claiming a 48-38 win 2010 and 42-28 in 2012. Aztecs wins in Laramie were obtained in 1982, 1984, 2000, 2002, 2010 and 2012.
- San Diego State has never won three consecutive trips to Laramie.
- Rocky Long owns a 10-3 career record against Wyoming, including a 2-1 record as the head coach at San Diego State. The 10 career victories are tied for his second most wins against any one opponent, trailing only his 11 victories against UNLV.
- The two schools met in the first 14 years as members of the Mountain West Conference (1999-2012). The two sides did not face one another in 1998, but the game was an annual affair from 1978 to 1997, when both played in the Western Athletic Conference.
- The home team is 7-4 in the series, beginning with the 2003 game in San Diego. The visitor has claimed four of the last five meetings.
- During the Aztecs' recent run of 10 wins in 15 tries against the Cowboys, San Diego State has averaged 34.9 points in the eight wins and 19.6 points in the five losses.
- SDSU has outscored Wyoming, 447-319, in the series since the MW's inception in 1999.
- In the Mountain West era, the team that has more rushing yards owns an 11-4 record in the series.
- Six of the last 12 games in the series have been decided by five points or less.
- Twice in the last seven meetings the winning team has overcome a 21-point deficit. In 2007, San Diego State rallied from 21 points down, while Wyoming did it in 2009. Both of the rallies occurred at Qualcomm Stadium.
- SERIES TIDBITS:** San Diego State has rushed for at least 292 yards rushing in each of the last three meetings, averaging 328.3 during that stretch... The 1990 meeting that resulted in a 52-51 Wyoming victory is the second highest combined point total (103 points) in the SDSU DI era, trailing only the 1991 52-all tie against Brigham Young... In 2009, San Diego State rushed for 157 yards against Wyoming marking the first time the Aztecs had surpassed the 100-yard rushing barrier since the 2005 game... San Diego State has rushed for 985 yards and eight touchdowns in the last three games of the series... Wyoming has rushed for 200 or more yards in three of its last eight games against San Diego State... The Cowboys have 17 rushing touchdowns in the last eight series meetings (they had zero last year)... San Diego State has not thrown an interception in three of the last six meetings with Wyoming... The Cowboys have completed 60 percent or more of its pass attempts in six of the last nine series games... San Diego State has had a turnover advantage in the series just once since the 2003 contest (last season)... The Aztecs have a -9 turnover margin in the last 10 meetings... In 1980, SDSU had a +7 turnover margin (SDSU 2, Wyoming 9) in the meeting, that is tied for the best TO Margin in a Division I era game for the Aztecs... In the last five meetings, San Diego State has converted 32-of-62 third-down attempts (51.6 percent), while Wyoming is 32-for-80 (40.0 percent) in the category.



SAN DIEGO STATE VS. WYOMING - DIVISION I ERA MEETINGS (complete series results on page 187 of media guide)

Date	Site	Result	SD		WY		Total		Passing		Rushing		Te.	Att.					
			Rk	Rk	FD	FD	Yds	Yds	TOs	TOs	Yds	Yds			Yds	Yds			
0.14.78	A - War Memorial	L	22	31	-	-	18	14	251	375	5	4	213	37	38	-	338	56	21,471
N.3.79	H - Qualcomm	W	31	21	-	-	22	23	375	397	3	6	277	242	98	-	155	64	36,386
0.25.80	A - War Memorial	L	9	34	-	-	18	25	274	461	4	3	285	114	(-11)	-	347	49	15,325
N.7.81	H - Qualcomm	L	13	24	-	-	17	21	344	386	4	4	287	165	57	-	212	66	30,361
0.9.82	A - War Memorial	W	24	21	-	-	21	16	247	246	1	2	98	34	149	-	212	30	16,895
N.12.83	H - Qualcomm	L	21	33	-	-	22	30	423	500	2	1	344	85	79	-	415	68	14,530
0.6.84	A - War Memorial	W	21	0	-	-	9	14	174	215	1	3	100	64	74	-	151	56	19,223
N.9.85	A - War Memorial	L	20	41	-	-	28	17	530	381	6	0	379	56	151	-	325	18	1,946
N.15.86	H - Qualcomm	W	31	24	-	-	21	24	334	495	3	5	236	396	98	-	99	65	20,168
0.3.87	A - War Memorial	L	10	52	-	-	15	28	207	502	5	1	177	267	30	-	235	71	25,018
0.8.88	H - Qualcomm	L	27	55	-	-	20	31	281	641	1	3	230	190	51	-	451		20,386
N.11.89	H - Qualcomm	W	27	17	-	-	18	13	371	281	1	2	256	160	115	-	121	60	20,564
0.6.90	A - War Memorial	L	51	52	-	-	29	20	615	648	1	1	415	421	200	-	227	65	16,713
N.2.91	H - Qualcomm	W	24	22	-	-	17	19	415	514	1	2	241	403	174	-	111	65	35,961
N.7.92	A - War Memorial	L	6	17	-	-	20	19	336	405	2	3	197	266	139	-	139	44	19,140
N.27.93	H - Qualcomm	L	38	43	-	-	27	27	451	518	1	2	214	341	237	-	177	58	30,579
0.22.94	A - War Memorial	L	35	52	-	-	17	35	399	648	2	2	298	401	101	-	247	57	21,132
N.11.95	H - Qualcomm	L	31	34	-	-	19	31	380	546	3	3	202	175	178	-	371	58	32,846
N.7.96	H - Qualcomm	W	28	24	-	-	16	29	520	419	2	1	366	319	154	-	100	70	28,679
N.1.97	A - War Memorial	L	17	41	-	-	13	24	241	422	5	0	216	254	25	-	168	35	15,157
N.27.99	H - Qualcomm	W	39	7	-	-	21	21	478	423	1	4	232	267	246	-	156	59	20,622
0.7.00	A - War Memorial	W	34	0	-	-	21	10	434	184	2	3	317	158	117	-	26		15,661

N.17.01	H - Qualcomm	W	38 - 16	- - -	20 - 17	382 - 364	2 - 9	183 - 307	199 - 57	60	16,864
O.19.02	A - War Memorial	W	24 - 20	- - -	21 - 25	419 - 388	2 - 1	335 - 257	84 - 131	53	13,757
O.25.03	H - Qualcomm	W	25 - 20	- - -	21 - 18	397 - 292	2 - 3	191 - 247	206 - 45	66	15,812
O.9.04	A - War Memorial	L	10 - 20	- - -	20 - 14	363 - 264	3 - 0	295 - 192	68 - 72	64	19,540
N.19.05	H - Qualcomm	W	34 - 21	- - -	22 - 20	425 - 397	3 - 3	211 - 346	214 - 51	72	20,713
N.4.06	A - War Memorial	L	24 - 27	- - -	10 - 23	232 - 319	1 - 1	192 - 97	40 - 222	47	14,012
N.3.07	H - Qualcomm	W	27 - 24	- - -	16 - 18	307 - 250	2 - 1	249 - 159	58 - 91	63	22,852
N.1.08	A - War Memorial	L	10 - 35	- - -	19 - 22	328 - 544	1 - 0	311 - 166	17 - 378	59	11,779
N.14.09	H - Qualcomm	L	27 - 30	- - -	21 - 20	357 - 446	1 - 1	200 - 246	157 - 200	58	18,851
O.30.10	A - War Memorial	W	48 - 38	- - -	20 - 21	441 - 372	3 - 1	365 - 186	76 - 186	56	16,252
O.29.11	H - Qualcomm	L	27 - 30	- - -	21 - 22	539 - 500	1 - 0	247 - 341	292 - 159	67	29,730
N.24.12	A - War Memorial	W	42 - 28	- - -	29 - 22	564 - 382	3 - 1	164 - 260	400 - 122	51	13,374

SDSU number is listed first. Note: San Diego Stadium and Jack Murphy Stadium is currently Qualcomm Stadium. Te. indicates game temperature

LAST MEETING

SAN DIEGO STATE 38, WYOMING 3
Nov. 14, 2015 - Qualcomm Stadium

SAN DIEGO - Chase Price ran for 152 yards and two touchdowns, and Donnel Pumphrey had his sixth straight 100-yard rushing game with 140 yards to lead San Diego State to a 38-3 win over Wyoming last Nov. 14 at Qualcomm Stadium. The victory made the Aztecs (7-3, 6-0 MW) bowl eligible for a sixth consecutive season.

Maxwell Smith threw three touchdown passes, including two to Mikah Holder, as SDSU outgained the Cowboys (1-10, 1-6 MW) by over 240 yards (431-191) with a 231-yard advantage on the ground (293-62).

It was the sixth straight win for San Diego State - all by double-digits - and fourth consecutive triumph by at least 23 points.

The Aztecs scored the first 24 points of the game before UW got on the scoreboard with a 31-yard field goal with 13:30 left in the fourth quarter. Wyoming had twice kept the drive going by successfully converting back-to-back fourth-down attempts, but settled for the field goal and its only points of the game.

SDSU answered with a 2-yard touchdown pass from Smith to Daniel Brunskill on its ensuing drive and, after Malik Smith picked off Cameron Coffman at the San Diego State 1-yard line, tacked on another score, a 2-yard run by Price for the final points of the contest. On the Price scoring drive, he had all 89 yards on the ground, starting with a 20-yard scamper and a career-long 56-yard jaunt.

Price got the Aztecs on the scoreboard with a 4-yard touchdown run on their second drive of the game.

After forcing the Cowboys to punt, SDSU got the ball back and went to work, grinding out 79 yards on 10 plays over 4:44, culminating with a 7-yard pass by Smith to Holder.

The score would remain 14-0 until late in the second quarter when a Tanner Blain punt was muffed by UW's Andrew Wingard and recovered by San Diego State long snapper Jeff Overbaugh at the Wyoming 24. Four plays later, Smith found Holder again from four yards out, giving the Aztecs a 21-0 lead at the half.

Donny Hageman hit a 26-yard field goal midway through the third quarter for SDSU's other points, setting up Wyoming's lone score (the 31-yard field goal).

San Diego State had multiple 100-yard rushers for the 20th time in program history with Price gaining his 152 yards and two touchdowns on 17 attempts (8.9 avg.) and Pumphrey rushing for 140 on 29 carries (4.8 avg.).

Smith was 12-for-19 for 138 yards and an Aztec-high three touchdown passes. It was his third career game with at least three touchdown passes and first since Sept. 7, 2013 when he was at Kentucky. He has now gone 144 passes without throwing an interception.

Defensively, SDSU racked up a season-high five sacks after recording just two over its last two games combined to go along with 10 tackles for loss, five pass breakups and two interceptions. Additionally, San Diego State limited the Cowboys to just a 1-for-13 effort on third-down attempts.

Alex Barrett had a career-high three tackles for loss and tied a best with two sacks, while Calvin Munson had a team-high seven stops. J.J. Whittaker joined Smith with an interception (each for 10 yards).

The Aztecs won for the sixth consecutive game overall, their longest streak since a seven-game winning streak to close out the 2012



SDSU-WYOMING

Nov. 14, 2015 | Qualcomm Stadium | San Diego, Calif.
Attendance: 36,688 | Weather: Clear skies, 60 degrees, calm wind

	1	2	3	4	Total
Wyoming	0	0	0	3	3
San Diego State	14	7	3	14	38

SCORING SUMMARY

SDSU - Price 4-yard run (Hageman kick)	(7:39, 1st)
SDSU - Holder 7-yard pass from Smith (Hageman kick)	(0:09, 1st)
SDSU - Holder 4-yard pass from Smith (Hageman kick)	(0:29, 2nd)
SDSU - Hageman 26-yard field goal	(4:50, 3rd)
WYO - Bailey 31-yard field goal	(13:30, 4th)
SDSU - Brunskill 2-yard pass from Smith (Hageman kick)	(8:33, 4th)
SDSU - 2-yard run (Hageman kick)	(3:02, 4th)

TEAM STATS

	Wyoming	San Diego State
First Downs	12	25
Rushes-Yards	32-62	53-293
Passing Yards	129	138
C-A-I	9-21-2	12-19-0
Total Offense	53-191	72-431
Fumbles-Lost	1-1	2-2
Penalties-Yards	7-63	3-40
Possession Time	25:15	34:45
Turnovers	3	2
Average Field Position	WYO 25	SDSU 33

INDIVIDUAL STATS

Rushing (Atts.-Yards-TDs): WYO: Hill 20-72-0; Overstreet 2-11-0; Tapscott 2-6-0; Smith 2-1-0; Coffman 6-(28)-0. SDSU: Price 17-152-2; Pumphrey 29-140-0; Gordon 2-8-0; Penny 1-6-0; Team 2-(2)-0; Smith 2-(11)-0.
Passing (Att.-Comp.-Int., Yards, TDs): WYO: Coffman 21-9-2, 129, 0. SDSU: Smith 19-12-0, 138, 3.
Receiving (No.-Yards-TDs): WYO: Maulhardt 5-107-0; Price 2-18-0; Mayfield 2-4-0. SDSU: Holder 3-36-2; Pumphrey 3-29-0; Hazely 3-24-0; Judge 1-34-0; Gordon 1-13-0; Brunskill 1-2-1.

WYOMING (7-3, 5-1 MW)

Sept. 3	Northern Illinois	W, 40-34 (3ot)
Sept. 10	at Nebraska	L, 17-52
Sept. 17	UC Davis	W, 45-22
Sept. 23	at Eastern Michigan	L, 24-27
Oct. 1	at Colorado State*	W, 38-17
Oct. 8	Air Force*	W, 35-26
Oct. 22	at Nevada*	W, 42-34
Oct. 29	Boise State*	W, 30-28
Nov. 5	Utah State*	W, 52-28
Nov. 12	at UNLV*	L, 66-69 (3ot)
Nov. 19	San Diego State	1:30 p.m. MT
Nov. 26	at New Mexico*	TBA

TEAM COMPARISON (2016)

(National rankings in parentheses; through games of Nov. 12)

Category	San Diego State	Wyoming
Record	9-1	7-3
Conference	6-0	5-1

Scoring Offense	36.80 (26)	38.90 (17)
Scoring Defense	15.20 (7)	33.70 (104)
Scoring Differential^	+20.56 (8)	+3.22 (52)

^ ranking and numbers only include only vs. FBS schools

Rushing Offense	293.90 (5)	220.90 (26)
Passing Offense	141.60 (121)	222.20 (79)
Total Offense	435.50 (48)	443.10 (45)
Passing Efficiency	149.42 (26)	150.10 (22)

Rushing Defense	86.40 (2)	164.70 (64)
Passing Defense	196.10 (27)	297.90 (122)
Total Defense	282.50 (5)	462.20 (108)
Passing Eff. Defense	104.18 (11)	135.60 (78)

Net Punting	37.24 (69)	39.12 (36)
Punt Returns	10.82 (31)	9.14 (48)
Kickoff Returns	25.50 (13)	22.69 (35)
Punt Return Def.	5.38 (31)	5.46 (33)
Kick Return Def.	20.27 (58)	22.90 (100)

Interceptions Thrown	4 (4)	10 (82)
Fumbles Lost	5 (30)	7 (65)
Passes Intercepted	19 (1)	13 (14)
Fumbles Recovered	2 (121)	7 (48)
Turnovers Lost	9 (8)	17 (85)
Turnovers Gained	21 (13)	20 (21)
Turnover Margin	+1.20 (5)	+0.30 (40)

Sacks	2.50 (36)	2.30 (49)
Tackles for Loss	5.40 (88)	5.80 (66)
Sacks Allowed	1.90 (52)	1.70 (38)
TFL Allowed	5.60 (60)	5.50 (54)

First Downs Off.	216 (58)	223 (41)
First Downs Def.	155 (9)	223 (90)
3rd Down Conv. %	43.33 (43)	44.29 (35)
4th Down Conv. %	50.00 (66)	62.50 (25)
3D Conv. % Def.	35.53 (29)	42.21 (90)
4D Conv. % Def.	38.89 (26)	36.36 (22)

Fewest Penalties	7.50 (108)	4.70 (16)
Fewest Penalty Yds.	65.50 (107)	44.70 (19)

Red Zone Offense	91.18 (19)	90.00 (30)
Red Zone Defense	73.33 (17)	86.11 (79)

Time of Possession	32:39 (23)	31:03 (50)
--------------------	------------	------------

SDSU IN THE RANKINGS (2016)

Category	Pct./No.	NCAA	MW
Rushing Offense	293.90	5	3
Passing Offense	141.60	121	11
Total Offense	435.50	48	5
Scoring Offense	36.80	26	2
Passing Efficiency	149.42	26	4
Rushing Defense	86.40	2	1
Passing Defense	196.10	27	4
Total Defense	282.50	5	1
Scoring Defense	15.20	7	1
Passing Efficiency Defense	104.18	11	1
Net Punting	37.24	69	8
Punt Returns	10.82	31	1
Kickoff Returns	25.50	13	2
Turnover Margin	+1.20	5	1
Fumbles Recovered	2	121	10
Passes Intercepted	19	1	1
Fumbles Lost	5	30	6
Interceptions Thrown	4	4	1
Turnovers Gained	21	13	1
Turnovers Lost	9	8	1
Fewest Penalties	7.50	108	12
Fewest Yards Penalized	65.50	107	12
Punt Return Yardage Def.	5.38	31	3
Kickoff Return Yardage Def.	20.27	58	6
Sacks	2.50	36	2
Tackles for Loss	5.40	88	9
Sacks Allowed	1.90	52	9
Tackles for Loss Allowed	5.60	60	9
3rd Down Conversion Pct.	43.33	43	6
4th Down Conversion Pct.	50.00	66	5
3rd Down Defense	35.53	29	1
4th Down Defense	38.89	26	4
Time of Possession	32:39	23	3
First Downs	216	58	5
Opponent First Downs	155	9	1
Field Goal Percentage	87.50	19	4
Red Zone Offense	91.18	19	4
Red Zone Defense	73.33	17	1
PAT Kicking	95.45	93	10

Red indicates top 20 in FBS or Mountain West leader

LONG ERA DEFENSIVE SCORING PLAYS

2016

Damontae Kazee.....	54-yd INT vs. Hawai'i (N.5) (TD)
Ron Smith.....	14-yd INT vs. Hawai'i (N.5) (TD)
Malik Smith.....	28-yd INT at Utah State (0.28) (TD)
Ronley Lakalaka.....	9-yd INT vs. California (S.10) (TD)

2015

Alex Barrett.....	43-yd INT vs. Cincinnati (D.24) (TD)
Damontae Kazee.....	55-yd INT at Colorado St. (0.31) (TD)
Calvin Munson.....	67-yd INT vs. San Diego (S.6) (TD)
.....	19-yd INT vs. San Diego (S.6) (TD)

2014

Calvin Munson.....	56-yd INT vs. Air Force (N.21) (TD)
--------------------	-------------------------------------

2013

J.J. Whittaker.....	18-yd INT vs. Boise State (N.23) (TD)
---------------------	---------------------------------------

2012

Everett Beed.....	52-yd FR vs. Air Force (N.10) (TD)
Leon McFadden.....	96-yd INT at Fresno State (S.29) (TD)
Eric Pinkins.....	32-yd INT at Fresno State (S.29) (TD)
Leon McFadden.....	28-yd INT vs. North Dakota (S.15) (TD)

2010

Jerome Long.....	FR in end zone after Rob Andrews' FF
.....	at TCU (N.13) (Safety)

2009

Luke Laolagi.....	55-yd INT at UNLV (N.28) (TD)
Dey Juan Hemmings.....	14-yd FR after Ernie Lawson's FF
.....	vs. New Mexico State (0.3) (TD)
Team.....	QB fell in end zone vs. So. Utah (S.12) (Safety)

regular season en route to capturing their 19th conference championship in program history. It was also the eighth straight conference win for SDSU, the ninth consecutive home conference victory and 15th straight home win against an unranked conference opponent.

SAN DIEGO STATE-WYOMING CONNECTIONS

- SDSU head coach Rocky Long served as Wyoming's defensive coordinator from 1981-85.
- Aztec special teams coordinator Bobby Hauck and Cowboy head coach Craig Bohl were on opposing sidelines in 2003, when Bohl's visiting North Dakota State team defeated Montana 25-24 in Hauck's second game as head coach of the Grizzlies. Wyoming offensive coordinator/quarterbacks coach Brent Vigen was on Bohl's NDSU staff that season as well, serving as the Bison's running backs coach.
- Cowboy defensive tackles coach Pete Kaligis was a part of Bobby Hauck's staff at Montana from 2005-08, coaching the tight ends and offensive line.
- Aztec defensive lineman Sam Tai and Cowboy free safety Jalen Ortiz played together for two season (2013-14) at UCLA.
- San Diego State linebacker Randy Ricks (Las Vegas, Nev.) and Wyoming tight end Jacob Hollister (Bend, Ore.) both played at Arizona Western College in Yuma, Ariz., after high school.
- SDSU linebacker Ronley Lakalaka and Wyoming linebacker Tim Kamana are both graduates of Punahou High School in Honolulu.
- Aztec punter Tanner Blain and Cowboy defensive end Taniela Lolohea were teammates in 2014 at El Camino College.

San Diego State-Wyoming: Player Connections

San Diego State	Hometown/High School	Wyoming
S Parie Dedeaux, Jr. (Dorsey HS)	Los Angeles, Calif.	CB DeAndre Watson (Washington/Millikan HS)
LB Kyahva Tezino (Salesian HS)		DB Marcus Epps (Edison HS)
RB Marcus Stamps (Jefferson HS)		RB Nico Evans (Loyola HS)
DB Kevin Walkott (Washington Prep HS)		
WR Josh Hill (Dorsey HS)		
WR Kaylen Williams (Cathedral HS)		
WR Quest Truxton	Newport Beach, Calif./Newport Harbor HS	DE Adam Kinder
WR Chase Favreau (Huntington Beach, Calif.)	Edison HS	WR Marcus Epps (Los Angeles, Calif.)
P Tanner Blain (Lindenhurst, Ill.)	El Camino College	DE Taniela Lolohea (Hawthorne, Calif./Hawthorne HS)
OL Alfonso Solis (Channel Islands HS)	Oxnard, Calif.	RB Shaun Wick (St. Bonaventure HS)
FB Isaac Lessard (Jesusit HS)	Sacramento, Calif.	DE Carl Granderson (Grant HS)
		RB Mike Green II (Grant HS)
C Arthur Flores (J.K. Mullen HS)	Denver, Colo.	RB Milo Hall (Cherry Creek HS)
		LB Adrian King (George Washington HS)
LB Randy Ricks (Las Vegas, Nev.)	Arizona Western CC	TE Jacob Hollister (Bend, Ore.)
DL Sam Tai (Henderson, Nev./Liberty HS)	UCLA	FS Jalen Ortiz (Peoria, Ariz./Centennial HS)
LB Ronley Lakalaka (Kalihi, Hawai'i)	Punahou HS	LB Tim Kamana (Honolulu, Hawai'i)

PROGRAM NOTES

- SDSU is one of 25 schools to play in a bowl game each of the last six seasons, which is the longest streak in the Mountain West. San Diego State and Boise State are the only two current Mountain West schools to reach a bowl game in 2010, 2011, 2012, 2013, 2014 and 2015.
- San Diego State has advanced to a school-record six consecutive bowl games, and is one of only 25 schools nationally and one of just three from a "Group of 5" conference (also Boise State and Northern Illinois).
- San Diego State has advanced to six consecutive bowl games. The Aztecs join Stanford as the only football teams in California - FBS or NFL - to advance to the postseason in each of the past six seasons.
- With bowl game appearances in a school-record six straight seasons, the Aztecs have equaled their total number of bowls played in the 44 prior seasons (1966 through 2009).
- Aztec head coach Rocky Long is in his sixth season as head coach and seventh year on The Mesa. The Mountain West's all-time winningest coach, Long has guided SDSU to 52 victories.
- Between 2000-09, SDSU was 38-80 (.322) and owned the nation's 106th-best winning percentage. Since 2010, San Diego State is 61-28 (.685) and owns the nation's 19th-best winning percentage.
- Since the start of the 2010 season, San Diego State's 61-28 record is the second-best mark in the state, only trailing Stanford.
- With 61 wins in their last 89 games (61-28 since the beginning of the 2010 campaign), the Aztecs have equaled their win total from the previous 161 games (61-100).
- The 52 wins the last six seasons (nine in 2010, eight in 2011, nine in 2012, eight in 2013, seven in 2014 and 11 in 2015) are the most in a six-year period at San Diego State since 1972-77 (55 wins).

BULLET NOTES - OFFENSE

- San Diego State returns seven starters on the offensive side of the ball - senior tight end Daniel Brunskill, junior wide receiver Chase Favreau, senior center Arthur Flores, junior wide receiver Mikah Holder, senior left tackle Kwayde Miller, senior running back Donnel Pumphrey and senior left guard Nico Siragusa - from the 2015 season.
- Jeff Horton, is in his sixth season at San Diego State is in his second season as SDSU's offensive coordinator. (served the previous four seasons as an assistant head coach and running backs coach). Among his other experience, he served as the head coach at Nevada and UNLV and interim head coach at Minnesota.
- Donnel Pumphrey was named the Mountain West offensive player of the year last season and is the media's preseason pick to repeat this year. A Heisman Trophy candidate, Pumphrey is on the preseason watch lists for the Walter Camp Award (top college player), Maxwell Award (top college player) and Doak Walker (top running back).
- Pumphrey is the nation's active leader in rushing yards (6,051), all-purpose yards (7,075), 100-yard rushing games (31) and since the beginning of the 2013 season, is the only player in the nation with 4,000 rushing yards and 800 receiving yards.

- Last season, Pumphrey was named the Mountain West Offensive Player of the Year and a first-team all-league pick by the league's coaches and media. He's the first Aztec to be named a league offensive player of the year since George Jones in 1995 as a member of the Pacific Division of the WAC and the fourth offensive honoree in program history
- Pumphrey was also awarded the team's John Simcox Memorial Trophy as the 2015 team MVP for the second straight year, joining Kirk Morrison (2003-04), Marshall Faulk (1992-93), Todd Santos (1986-87) and Gary Garrison (1964-65) as the only repeat winners in program history.
- In addition to Pumphrey, LG Nico Siragusa also earned preseason all-conference honors in the official media poll.
- Senior LG Nico Siragusa, an Outland Trophy nominee, has 38 career starts, including 37 consecutive starts at left guard.

OFFENSIVE NUMBERS

- San Diego State has scored 40 or more points in four consecutive games for the first time since the 1990 campaign. The last time the Aztecs did it in five straight games was 1969.
- The Aztecs are averaging 36.8 points per game this season, to place 26th nationally. This is on pace to be SDSU's highest scoring average since 1990.
- Last season, SDSU scored 450 points in 14 games (32.1 ppg), which ranked 46th nationally.
- San Diego State has scored 30 or more points in 14 of their last 18 games (677 points total, 37.6 ppg).
- Since the beginning of 2014, the Aztecs are 24-2 when committing one turnover or less and 3-8 when having two or more turnovers in the game. SDSU has one turnover or less in six straight games last season and in 19 of the 24 games since the start of the 2015 campaign.
- The Aztecs have scored a touchdown in the first quarter of 30 of their last 33 contests.
- San Diego State had enjoyed a time of possession advantage in 13 consecutive games prior to the South Alabama earlier this season. The Aztecs are 20-1 the last 21 times the Aztecs have had an advantage in this category (at California (2015) is the lone loss).
- SDSU is 50-12 in the Rocky Long era when scoring just 20 or more points.
- San Diego State has won 25 straight games (37-5 in the Rocky Long era) when scoring 30-plus points.
- Donnel Pumphrey (14) and Rashaad Penny (13) have more combined touchdowns (27) than 18 other FBS teams.
- SDSU is one of three schools (also Washington and Western Kentucky) to have two players record at least 13 touchdowns (Pumphrey - 14 and Penny - 13).
- Penny is one of only five players in FBS this year with at least nine rushing touchdowns and three receiving touchdowns and he's the only one with nine rushing, three receiving and a kick return score.
- Penny had a touchdown in nine straight games, registering 11 total touchdowns over that span (six rushing, three receiving and two kick return), until he failed to score at Fresno State.
- Penny has 17 touchdowns (12 rushing, three receiving and two kick return) over the last 14 games.
- Penny is ranked 23rd nationally (fourth in MW) in total touchdowns (13), 49th (sixth in MW) in all-purpose yards per game (124.00) and 63rd (eighth in MW) in points per game (7.80).
- Daniel Brunskill, Donnel Pumphrey and Nico Siragusa have each played in 50 consecutive games, the longest active streak on the team.
- Full bios of selected offensive players:
 - Christian Chapman - pgs. 42-43
 - Mikah Holder - pgs. 47-48
 - Rashaad Penny - pgs. 60-62
 - Donnel Pumphrey - pgs. 63-66

RUSHING OFFENSE

- This season, San Diego State is fifth nationally in rushing offense per game (293.9), fifth in yards per rush (6.17) and tied for 11th in rushing touchdowns (27).
- San Diego State averages more rushing yards than any non-predominant wishbone attack team in the nation. Although fifth overall, New Mexico, Army, Air Force and Navy are the only teams that average more rushing yards per game than SDSU.
- San Diego State needs only 328 yards to break the school record for rushing yards (set last season).
- Last season, San Diego State broke the school record for rushing yards (3,266) and broke the Division I era record for rushing touchdowns (32). This year the Aztecs are on pace for 4,115 yards and 38 touchdowns, based on a 14-game season (MW Championship and bowl game appearance).
- Through 10 games, Donnel Pumphrey, Rashaad Penny and Juwan Washington have combined for 2,890 rushing yards (289.0 RYPG), 27 rushing touchdowns, 31 overall touchdowns, 7.0 rush average and 14 100-yard games.
- Pumphrey is ranked fourth all-time in NCAA history in rushing yards (6,051).
- Pumphrey is also tied for ninth in rushing touchdowns (59), 11th in overall touchdowns (64) and 12th in all-purpose yards (7,075).
- Pumphrey holds numerous SDSU school records, passing Marshall Faulk this year in rushing yards (6,051), all-purpose yards (7,075), 100-yard rushing games (31), overall touchdowns (64), rushing touchdowns (59), overall points (384) and rushing attempts (980).
- Pumphrey also is tied with Faulk in 200-yard rushing games (6) and second in 150-yard rushing games (14).
- Pumphrey is the all-time MW leader in rushing yards, all-purpose yards, rushing touchdowns, overall touchdowns and 100-yard games.
- Pumphrey has 16 career games with multiple rushing touchdowns and 18 overall with multiple scores.
- Among active FBS players, Pumphrey leads the country in rushing yards, all-purpose yards, rushing touchdowns and overall touchdowns.
- Pumphrey leads the nation in rushing yards (1,779), and is second in rushing yards per game (177.9), third in all-purpose yards per game (193.0), tied for sixth in rushing touchdowns (14) and tied for 14th in overall touchdowns (14), despite not playing in three of the last four fourth quarters.
- Pumphrey is averaging more rushing yards per game (177.9) than 64 other teams in FBS play and would rank in a tie for 64th as

SDSU INDIVIDUAL RANKINGS (2016)

<i>(Top 10 MW; Top 75 NCAA)</i>					
Player	Category	Pct./No.	NCAA Rk.	MW Rk.	
John Baron	FG Pct.	.875	17	5	
	Pts. PG/K	8.40	25	1	
	FG PG	1.40	38	3	
	Pts. PG	8.40	43	3	
	Pts. Resp. For	8.40	--	9	
	PAT Pct.	.955	--	10	
Alex Barrett	Sacks	0.65	48	2	
	TFL	1.00	--	6	
Tanner Blain	Punt Avg.	40.90	70	10	
Christian Chapman	Pass Eff.	150.28	21	3	
	Comp. Pct.	.620	38	3	
	Yds per Att.	7.75	46	4	
	Pass TD	15	51	3	
	Yds per Comp.	12.50	54	5	
	Pts. Resp. For	9.40	--	6	
	Pass YPG	138.70	--	8	
	Comp. PG	11.10	--	8	
	Total Off.	141.80	--	10	
	Mikah Holder	Yds per Rec.	20.29	9	2
Rec. TD		4	--	9	
Damontae Kazee	INT PG	0.50	6	1	
	Pass Def. PG	1.10	--	6	
Kameron Kelly	INT PG	0.30	60	6	
Calvin Munson	Tackles	8.10	72	10	
Rashaad Penny	RYPG	7.76	4	2	
	KR TD	1	5	1	
	Total TD	13	23	4	
	Rush TD	9	44	8	
	All-Purp. Yds.	124.00	49	6	
	Pts. PG	7.80	63	8	
	Rush YPG	78.40	65	7	
Donnel Pumphrey	Rush YPG	177.9	2	1	
	All-Purp. Yds.	193.00	3	1	
	Rush TD	14	6	3	
	Total TD	14	14	3	
	RYPG	6.59	17	4	
	Pts. PG	8.40	43	3	
	Total Off.	177.90	--	7	
	Pts. Resp. For	8.40	--	9	
Quest Truxton	PR Avg.	10.82	19	1	

Red indicates top 25 in FBS or Mountain West leader

FEWEST INT. SINCE SEPT. 13, 2015

Fewest interceptions by an FBS team since Sept. 13, 2015 (min. 13 GP)

Rk.	School	Int.
1.	San Diego State	4
2.	Navy	5
	Western Michigan	5
4.	Michigan	10
	Penn State	10

127.	Maryland	33

HIGHEST QB RATING SINCE DEC. 5, 2015

Below are the highest quarterback ratings for an FBS player since Dec. 5, 2015 (Christian Chapman's first career start). Note: min. 200 pass att. and 11 GP.

Rk.	Name	School	Passing Eff.
1.	Baker Mayfield	Oklahoma	186.7
2.	Jake Browning	Washington	183.1
3.	Zach Terrell	Western Michigan	179.7
4.	Mike White	Western Kentucky	179.5
5.	Ryan Higgins	Louisiana Tech	177.2
6.	Brett Rypien	Boise State	168.8
7.	Mitch Trubisky	North Carolina	161.3
8.	Mason Rudolph	Oklahoma State	160.4
9.	Lamar Jackson	Louisville	159.5
10.	Christian Chapman	San Diego State	156.4

SDSU CAREER VS. WYOMING

Rushing	Att.	Yds.	Avg.	TD
Donnel Pumphrey	29	140	4.8	0
Rashaad Penny	1	6	6.0	0

Passing	A-C-I	Yds.	TD	Eff.
N/A				

Receiving	No.	Yds.	Avg.	TD
Mikah Holder	3	36	12.0	2
Donnel Pumphrey	3	29	9.7	0
Eric Judge	1	34	34.0	0
Daniel Brunskill	1	2	2.0	1

Kickoff Returns	No.	Yds.	Avg.	TD
Rashaad Penny	2	50	25.0	0

Punt Returns	No.	Yds.	Avg.	TD
Mikah Holder	2	5	2.5	0

Defense	S-A-T	Other
Calvin Munson	2-5-7	
Na'im McGee	3-2-5	1.0 SCK, 1.0 TFL
Damontae Kazee	3-2-6	2 PBU
Alex Barrett	4-0-4	2.0 SCK, 3.0 TFL
Malik Smith	3-0-3	1.0 TFL, 1 INT
Kevin Walcott	2-0-2	
Austin Wyatt-Thayer	2-0-2	
Ryan Dunn	1-1-2	1.0 TFL
Kameron Kelly	1-0-1	1.0 TFL
Kendrick Mathis	1-0-1	
Ronley Lakalaka	0-1-1	
Noble Hall	0-0-0	1 PBU

Punting	No.	Yds.	Avg.	Long
Tanner Blain	3	123	41.0	44

Kicking	FG-FGA	Long	PAT-PATA
N/A			

STARTING/GAMES PLAYED STREAKS

Consecutive Starts	Streak
Damontae Kazee, CB	37
Calvin Munson, LB	37
Rashaad Penny, KR	37
Donnel Pumphrey, RB	37
Nico Siragusa, OL	37
Malik Smith, S	37

Consecutive Games Played	Streak
Daniel Brunskill, OL (first 40 at TE)	50
Donnel Pumphrey, RB	50
Nico Siragusa, OL	50
Malik Smith, S	49
Calvin Munson, LB	48

- a "team."
- Pumphrey's 1,779 yards already rank third in SDSU single-season history.
- Pumphrey has four games this year with at least 220 yards, including 281 vs. California (seventh nationally), 223 at Utah State (24th nationally) and 220 at Northern Illinois and at Fresno State (29th nationally). Only two others players have more than one game with 220 yards.
- Over Pumphrey's nine-game streak with at least 100 yards, he has compiled 1,681 yards (186.8 RYPG) and 13 touchdowns on 249 attempts (6.8 avg.).
- Pumphrey's rush averages by quarter this year - 1st - 5.7, 2nd - 6.4, 3rd - 6.7 and 4th - 8.5 - and by half - 1st - 6.0 and 2nd - 7.3
- Pumphrey joins Marshall Faulk with the most 1,000-yard seasons (three) in school history.
- SDSU is 28-8 over Pumphrey's career when he scores at least one rushing touchdown and 26-5 when he reaches 100 rushing yards.
- Pumphrey has gone 280 rushing attempts and 303 touches since he last lost a fumble (third quarter against Wyoming on Nov. 14, 2015).
- Pumphrey had a career game vs. California en route to being named the MW Offensive Player of the Week for the fifth time of his career and the Maxwell Award Player of the Week for the first time, rushing for a career-high 281 rushing yards and three touchdowns on 29 carries (9.7 avg.) on his way to breaking Marshall Faulk's SDSU career rushing record. The 281 rushing yards were the fifth most in a game in program history, the seventh most in the country this year (as of Nov. 12) and the most by a current "Group of 5" player vs. a current "Power 5" team since East Carolina's Scott Harley had 361 yards vs. North Carolina State on Nov. 30, 1996.
- Pumphrey was also named the MW Offensive Player of the Week the following week in a win at Northern Illinois after rushing 23 times for 220 yards and three touchdowns.
- Pumphrey's 501 rushing yards on 52 carries (9.63 avg.) and six touchdowns over the two-game span was the first time a player had 500 yards in a two-game span since Oklahoma's Samaje Perine totaled 578 from Nov. 22-Dec. 6, 2014.
- Additionally, Pumphrey became just the third player in MW history with back-to-back 200-yard rushing games and one of two with 500-plus yards in a two-game span.
- Pumphrey finished his career with 535 rushing yards and eight touchdowns against UNLV on 80 carries (6.7 avg.) in four meetings.
- Against San Jose State over his career, Pumphrey totaled 626 yards and seven rushing touchdowns (eight overall) on 75 carries (8.3 avg.).
- In two career games against Utah State, Pumphrey rushed for 404 yards and two touchdowns on 55 carries (7.3 avg.).
- Penny is ranked fourth (second in MW) in the country in rushing yards per carry (7.76), 44th (eighth in MW) in rushing touchdowns (9 and 65th (seventh in MW) in rushing yards per game (78.40).
- Penny's number over the last two games - 18 att., 316 yds. (17.6 avg.), 3 TD - over the last four games - 32 att., 437 yds. (13.7 avg.), 6 TD.
- If you take away the 19 times that Christian Chapman has been sacked this year, he has rushed 27 times for 146 yards (5.4 avg.).

PASSING OFFENSE

- Christian Chapman is 11-1 as a starting quarterback, winning both the 2015 MW Championship game and the Hawai'i Bowl, and eight of nine games this year.
- Chapman owns a passing efficiency rating of 150.3 this season. That would be the eighth-highest single-season rating in school history and second highest since 1996.
- Chapman is coming off his highest-rated efficiency rating game of the season, posting a 186.7 rating, going 11-of-16, for 146 yards, two touchdowns and no interceptions.
- In Chapman's 15 career games, he has 10 interception-free games. He has never thrown more than one interception in a game over his career.
- Since Chapman's first career start (Dec. 5, 2015), he owns the 10th-best pass efficiency rating in the country (156.4, min. 200 att., 11 GP).
- Chapman's 150.3 pass efficiency rating this year is the second best by an Aztec quarterback since 1996 (min. 175 att.), while his 62.0 completion percentage is ranked third.
- Chapman ranks third in the Mountain West (21st nationally) in pass efficiency rating (150.28), third (38th nationally) in completion percentage (62.0), third (51st nationally) in pass touchdowns (15), fourth (46th nationally) in yards per attempt (7.75) and fifth (54th nationally) in yards per completion (12.50).
- Against New Hampshire in just his third career start, Chapman threw for a career-high 283 yards, the most by an Aztec since Quinn Kaehler had 326 vs. Air Force on Nov. 21, 2014.
- Chapman threw an 86-yard pass to Mikah Holder in the first quarter of the UNH game, tied for the seventh-longest pass in program history.
- Holder is averaging 18.4 yards per catch over his career, which ranks second by an Aztec since 1996 (Derrick Lewis, 20.5 from 1999-01, min. 45 rec.).
- Holder is ranked second in the league in yards per reception (ninth nationally) (20.29).
- Against New Hampshire in the opener, Holder finished with four catches for a career-high 160 receiving yards, breaking 100 yards for the first time of his career and becoming the first Aztec with 100-plus receiving yards since Ezell Ruffin had 126 vs. Air Force on Nov. 21, 2014. Holder's 160 yards were SDSU's most in a game since Ruffin had 165 vs. New Mexico on Nov. 2, 2013.
- Holder had a career-long 86-yard reception in the UNH game, tied for the seventh longest in school history and the longest since Vincent Brown caught a 90-yarder on Nov. 20, 2010 vs. Utah.
- Eric Judge is averaging 17.4 yards per catch, which ranks fourth by an Aztec since 1996 (min. 45 rec.).
- Judge's 17.4 career catch average is also ranked 12th among active FBS players (min. 65 receptions).
- Only eight running backs have more receiving touchdowns than Rashaad Penny's three this year.

BULLET NOTES - DEFENSE

- Rocky Long is serving as the team's defensive coordinator for the eighth straight season (includes all six as head coach).

- San Diego State returns seven starters off last season's squad which was one of the top units nationally. Returning in 2016 are senior DE Alex Barrett, junior LB Ryan Dunn, WAR junior Kameron Kelly, senior CB Damontae Kazee, AZT Na'im McGee, senior LB Calvin Munson and senior WAR Malik Smith.
- Kazee, who was named the Mountain West Defensive Player of the Year by the league's head coaches and media, is the preseason player of the year in the conference. Last season, he became the first SDSU player to be named the MW Defensive Player of the Year since Kirk Morrison won it in back-to-back seasons in 2003-04. Kazee and Morrison are now the only defensive players of the year in a league in school history.
- Nine Aztecs on defense were named to the all-Mountain West team last year, including CB Damontae Kazee (MW Defensive Player of the Year), DL Alex Barrett and LB Calvin Munson on the first team, LB Jake Fely and CB J.J. Whittaker on the second team, and DT Christian Heyward, DE Jon Sanchez and WAR Malik Smith as honorable-mention picks.
- Two Aztecs are on watch lists for the nation's top player at their position, including Kazee (Bednarik Watch List and Thorpe Watch List) and Munson (Nagurski Watch List, Bednarik Watch List, Butkus Watch List and Lott IMPACT Watch List).

DEFENSIVE NUMBERS

- This season San Diego State is one of the top defensive units in the country. The Aztecs current national rankings: 1st in passes intercepted (19), 2nd in rushing defense (86.4), 5th in total defense (282.5), 7th in scoring defense (15.2) and 11th in passing efficiency rating (104.2).
- Last season, San Diego State ranked among the top 10 nationally in nine major defensive categories: 2nd in turnovers gained (34), 2nd in passes intercepted (23), 5th in total defense (287.3), 7th in scoring defense (16.4), 7th in rushing defense (108.7), 8th in defensive touchdowns scored (4), 9th in third down percentage defense (28.9 pct.), 10th in passing yards allowed (142.0) and 10th in passing efficiency defense (108.71).
- SDSU has held 22 consecutive conference opponents to less than 400 yards of total offense. That is the longest active streak in the nation.
- SDSU held four opponents in 2015 to less than 200 yards of total offense (San Diego 188, Fresno State 89, San José State 148 and Wyoming 191). The Aztecs did it again the 2016 season opener against New Hampshire (141 yards) and against UNLV (122).
- Since Nov. 14, 2015 (includes 15 SDSU games), San Diego State ranks fourth nationally in points allowed per game (14.3) and second nationally in total offense allowed per game (277.9).
- SDSU is 16-0 when holding its opponent to 166 or less yards of total offense, something it did against New Hampshire (141 yards) and UNLV (122), and 37-3 when holding their foe to 195 or less yards in the Division I era.
- Since the beginning of 2009, when Long took over as defensive coordinator, the Aztecs rank 13th nationally in yards per rush allowed (3.7), 17th nationally in yards per touch (6.3), 19th in yards allowed per game (349.1) and 28th in points allowed per game (23.2).
- Since the beginning of the 2015 season (24 games), SDSU has held 10 opponents to single digits in points.
- San Diego State has allowed just four offensive touchdowns through six Mountain West games this year (and six points on two field goals) and its opponents are averaging just 230.2 yards per game (1,381 yards) in league play.
- SDSU has held its opponent to seven or less points in the first half in 15 of the last 20 games.
- The Aztecs shut out New Hampshire in the season opener. It was the first shutout for SDSU since Sept. 4, 2010 when SDSU defeated Nicholls State, 47-0.
- San Diego State held New Hampshire without a third-down conversion, as the Wildcats were 0-for-14. It marks the second consecutive season SDSU has held an opponent without a third-down conversion (Fresno State, Oct. 3, 2015, 0-for-12 in 2015). Since 1996, it marked just the third time SDSU has held an opponent without a conversion on third down.
- Calvin Munson has led the Aztecs in tackles 15 times over his career, including six of the 10 games this year.
- Munson has eight career games with at least 10 tackles, including three times this year.
- Munson a team-high 81 tackles (41 solo), 36 more than the next player on the team.
- Munson ranks 10th in the MW (72nd nationally) in tackles per game (8.10).
- Full bios of selected defensive players:
 - Alex Barrett - pgs. 37-39
 - Damontae Kazee - pgs. 50-51
 - Calvin Munson - pgs. 58-60

RUSHING DEFENSE

- Since the beginning of the 2015 campaign, San Diego State ranks fourth nationally in rushing yards allowed per game (99.4) and in rushing yards per attempt (3.0).
- Thirteen of San Diego State's last 21 opponents have failed to rush for more than 80 yards.
- During the last 21 games (since Sept. 26, 2015), opponents have rushed 670 times for 1,902 yards and 2.84 yards per carry. Over that span, SDSU's ranks second nationally in rushing yards allowed per game (90.6) and third in yards per carry (2.8).
- The Aztecs have allowed just 71 rushing yards against New Hampshire in the opener on 31 carries (2.3 yards per rush).
- Since Rocky Long began his tenure as the team's defensive coordinator (prior to the 2009 campaign), San Diego State is 16-4 when holding the opposition to less than 75 yards rushing and 19-5 when the opposition averages less than 2.50 yards per carry.
- Last season, SDSU finished seventh in FBS play in rushing yards allowed per game (108.7) and fifth in yards per rush (3.2).
- Calvin Munson leads SDSU with 61 tackles on rushing plays.

PASSING DEFENSE

- Under head coach Rocky Long, San Diego State is 32-5 in games in which the opponent has a passing efficiency rating of 116.50 or less.
- Since the beginning of the 2015 campaign, San Diego State's eight interception returns for touchdowns are tied for the second-highest total in the nation (Alabama leads with nine).

SDSU UNDER ROCKY LONG

Category	2016	Long Era	Streak
Overall Record	9-1	52-24	W6
Mountain West Record	6-0	36-9	W16
Home Record	5-0	30-10	W10
Road Record	4-1	20-13	W3
Neutral Record	0-0	2-1	W2
Overtime	0-0	4-2	L1
Gms Dec. by 3 Pts or Less	0-0	6-3	W1
Gms Dec. by 7 Pts or Less	1-0	13-7	W2

SCORING

Scoring - first to score	8-0	39-11	W17
Leading - after 1 qtr	8-0	37-7	W16
Leading - at halftime	9-1	36-8	W6
Leading - after 3 qtr	9-1	44-9	W6
Scoring - 20 or more points	8-1	50-12	W5
Scoring - 30 or more points	7-0	38-5	W26
Scoring - 40 or more points	6-0	19-1	W14

OFFENSE

Total Offense - 500+ yds	1-0	7-3	W2
Total Offense - 400+ yds	7-0	37-7	W20
Passing - 300+ yds	0-0	1-5	W1
Rushing - 200+ yds	8-0	39-2	W31
First Downs - 20+	7-1	36-10	W5
3rd Down Conv. - 50 pct.+	4-0	23-2	W13
Turnovers - 2 or fewer	9-1	47-11	W6
Field Position - 30 or better	4-1	35-12	W2
Field Position - 25 or better	9-1	46-19	W6
Play Call - 50 pct.+ rushing	9-1	51-14	W6

DEFENSE

Allowing 24 points or less	7-0	41-4	W18
Allowing 17 points or less	7-0	32-1	W17
Total Offense - <=300 yds.	6-0	26-2	W15
Passing - <= 150 yds.	4-0	21-4	W10
Rushing - <= 100 yds	7-1	25-8	W5
First Downs - <= 15	6-0	26-1	W14
3rd Down Conv. - <= 33 pct.	3-0	29-2	W9
Turnovers - forced 3 or more	5-0	24-5	W13
Field Position - <=25	6-0	28-6	W10
Field Position - <=20	2-0	4-0	N/A
Defense Scores Points	3-0	10-1	W9

COMPARISON

SDSU more Rushing Yards	9-1	40-12	W6
SDSU more Return Yards	2-1	21-15	W1
SDSU fewer Turnovers	8-0	39-5	W17
SDSU more Time of Poss.	7-0	36-10	W17
SDSU more 1st D. and ToP	6-0	30-5	W18
SDSU better Avg. Field Pos	8-0	42-10	W14
SDSU adv. in TO and AFP	7-0	32-4	W14
SDSU ST (KR/PR) Score	1-0	10-2	W3

INDIVIDUAL

Rusher - 100+ Yards	8-1	44-11	W6
Passer - 300+ Yards	0-0	1-5	W1
Receiver - 100+ Yards	1-0	12-4	W5
100+ Rusher, 300+ Passer	0-0	1-3	W1

LONG ERA SPECIAL TEAMS SCORING PLAYS*

2016

Rashaad Penny.....100-yd KR vs. California (S.10) (TD)

2015

Rashaad Penny.....100-yd KR vs. Cincinnati (D.24) (TD)

Damontae Kazez66-yd PR at UNLV (N.21) (TD)

Rashaad Penny.....100-yd KR at Penn State (S.26) (TD)

Rashaad Penny.....97-yd KR vs. San Diego (S.5) (TD)

2014

Lloyd Mills.....67-yd PR vs. Northern Arizona (A.30) (TD)

2013

Tim Vizzi.....71-yd PR at UNLV (N.30) (TD)

Tim Vizzi.....41-yd PR vs. Boise State (N.23) (TD)

Team.....Fumbled punt out of end zone (0.4) (Safety)

Sam Meredith.....PAT block; David Lamar returned for

.....def. PAT at New Mexico State (S.28) (2 pts.)

2012

Colin Lockett.....100-yd KOR at Boise State (N.3) (TD)

Colin Lockett.....96-yd KOR vs. Army (S.8) (TD)

2011

Brandon Davis.....98-yd KOR at Air Force (0.13) (TD)

Colin Lockett.....94-yd KOR vs. Cal Poly (S.3) (TD)

* - includes only since he became SDSU's head coach in 2011

CAREER START CHART

Career Starts (Off/Def)	'12	'13	'14	'15	'16	Total
Nico Siragusa, OL	RS	1	13	14	10	38
Donnel Pumphrey, RB	-	1	13	14	10	38
Damontae Kazez, CB	RS	0	13	14	10	37
Calvin Munson, LB	-	0	13	14	10	37
Malik Smith, WAR	-	0	13	14	10	37
Alex Barrett, DL	RS	0	10	14	10	34
Na'im McGee, AZ	-	-	11	13	5	29
Daniel Brunskill, TE/OL	RS	0	4	14	10	28
Arthur Flores, OL	RS	0	0	14	10	24
Kwayde Miller, OL	RS	0	0	14	10	24
Trey Lomax, WAR	RS	11	2	10	23	
Mikah Holder, WR	-	-	0	11	9	20
Ryan Dunn, LB	-	-	RS	13	6	19
Kameron Kelly, WAR	-	-	0	13	0	14
Noble Hall, DL	-	-	RS	3	10	13
Christian Chapman, QB	-	-	RS	2	10	12
Eric Judge, WR	RS	1	5	2	3	11
Kyle Kelley, DL	-	-	-	1	10	11
Antonio Rosales, OL	RS	0	0	10	10	10
David Wells, TE	-	RS	0	0	10	10
Ronley Lakalaka, LB	-	-	-	0	9	9
Nick Bawden, QB/FB	-	-	-	2	7	9
Derek Babiasch, CB	-	-	RS	0	6	6
Randy Ricks, LB	-	-	-	2	4	6
Parker Baldwin, AZ	-	-	-	0	5	5
Curtis Anderson, WR	-	-	-	1	4	5
Chase Favreau, WR	-	RS	0	5	0	5
Rashaad Penny, RB	-	-	0	4	0	4
Dakota Turner, DL/FB	-	RS	0	0	3	3
Parker Houston, TE	-	-	-	-	3	3
Ron Smith, CB	-	-	-	RS	2	2
Austin Wyatt-Thayer, LB	-	-	-	1	1	2
Christian Cumberlander, WR	-	RS	0	1	0	1

- Since 2010, the Aztecs are 42-7 when holding the opponent to 200 or fewer passing yards.
- In 15 of its last 26 games, SDSU has held its opponent to a passer rating of less than 100.00.
- Alex Barrett is ranked eighth at SDSU in career sacks (18.0) and 10th in tackles for loss (37.0).
- Barrett is ranked second in the MW (48th nationally) in sacks per game (0.65) and sixth in tackles for loss per game
- Barrett had four PBUs against New Hampshire, the most in FBS play during the first weekend and tied for the fifth most in a game in program history.
- Among active career players in FBS, Damontae Kazez is ranked first in interceptions (15, tied), fourth in passes defended (43) and ninth in forced fumbles (6, tied).
- Kazez is the SDSU career record-holder in interceptions (15).
- Kazez also is tied for fifth with seven forced fumbles and ninth with 28 PBUs.
- Kazez leads the MW in both interceptions per game (0.50, sixth nationally) and interception yards (112, 10th nationally) this year.
- Kazez also is sixth in the MW in pass deflections (INT + PBU) per game (1.10).
- Kazez has two career games with multiple interceptions (three vs. San Diego on Sept. 5, 2015 and two vs. Hawai'i on Nov. 5, 2016).
- Kazez leads the team with 25 tackles on passing plays.
- Kameron Kelly is sixth in the MW and 60th nationally in interceptions per game (0.30).
- Calvin Munson has six interceptions for his career, including three for a touchdown.
- Munson's three interceptions returned for a touchdown are tied with Ricky Parker (1993-96) for the most in program history and tied for the third most in FBS history among linebackers.
- Munson is also fifth all-time at SDSU with 232 interception yards.

BULLET NOTES - SPECIAL TEAMS

- ESPN Team Efficiencies ranked San Diego State's special teams unit as the 23rd best in the country last year and this year SDSU is 16th.
- Associate head coach and special teams coordinator Bobby Hauck is in his second season with the Aztecs after serving as the head coach at UNLV (2010-14) and Montana (2003-09). This is the 23rd time in the last 24 seasons that he has served as the special teams coordinator.
- Among active career kick returners in FBS, Rashaad Penny is ranked third in kick return average (30.6, min. 24 att.) and in a tie for fourth in kick return touchdowns (4).
- Penny's four career kick return touchdowns are the most in program history.
- Three of Penny's four kick return touchdowns have gone for 100 yards (has only happened three other times in school history).
- Penny also ranks second all-time at SDSU in kick return yards (1,559) and fifth in kick returns (51).
- Penny is one of 38 players in the country with a kick return touchdown.
- Penny leads the nation in kick return average (36.4, min. 7 KR).
- Penny was named the MW Special Teams Player of the Week on Sept. 12 for his play against California when he scored SDSU's first two touchdowns on a 25-yard pass from Christian Chapman and a 100-yard kick return.
- Baron is ranked 17th nationally (fifth in the MW) in field goal percentage (.875), 25th (first in MW) in points per game among non-kickers (8.40), 38th (third in MW) in field goals per game (1.40) and 43rd (third in MW) in points per game (8.40).
- Baron's .875 field goal percentage is ranked as the third best in SDSU single-season history (min. 10 attempts).
- Baron made 10 straight field goals from Oct. 1 at South Alabama until Nov. 5 vs. Hawai'i when his final attempt - a career-long 51-yarder - fell short
- Baron is tied for the team lead in points (84) with Heisman candidate Donnel Pumphrey.
- Against UNLV, Baron became the first Aztec since 2007 with multiple field goals in the same game from at least 48 yards (third time since 1996).
- Baron had a career game at Utah State en route to being named the MW Special Teams Player of the Week, making a career-high four field goals, going 4-for-4 with a long of 43 yards. The four field goals tied an Aztec school record (with seven others, most recent Wes Feer vs. Eastern Illinois on Aug. 31, 2013). Baron also made all four of his PAT's, giving him 16 points, which also tied a SDSU record among kickers. He also tied a the a career high with eight kickoffs for 508 yards (63.5 avg.) with two touchbacks. On his eight kickoffs, Utah State averaged a 20.3 average starting field position.
- Eighteen (18) of Tanner Blain's punts have landed inside the 20-yard line, including seven inside the 10 and three inside the 5.
- Blain also has eight punts of at least 50 yards.
- Blain is ranked 10th in the Mountain West in punt average (40.90).
- If you take away the 15 times Blain has had to punt inside his opponent's side of the field, he has averaged 43.65 yards per punt (on 26 attempts) this year.
- At Northern Illinois, Blain punted five times for 212 yards, averaging 42.4 yards per boot with a career-high-tying four inside the 20. He ended up with four punts inside the 7-yard line, including three inside the 5 (2, 3 and 4) with the other landing on the 6. For his efforts, was named the Mountain West Special Teams Player of the Week for the first time of his career.
- Quest Truxton leads the Mountain West and ranks 19th in the nation in punt return average (10.82)
- Ron Smith leads SDSU with 13 tackles on special teams.
- Smith also paces the Aztecs with 12 tackles on the kick return unit.
- Kameron Kelly leads San Diego State with three stops on the punt return unit.

ROCKY LONG

- Rocky Long is in his sixth season as San Diego State's head coach, his eighth with the Aztecs and his 17th season as a head coach.
- Long, a three-time Mountain West Coach of the Year, is the all-time winningest coach in league history. He owns 114 career Mountain West wins, 37 more than former TCU coach Gary Patterson (77) in second place.
- Long has guided San Diego State to six bowl games in his first six seasons. His six bowl appearances while leading SDSU is two more than Don Coryell for the most in school history.



- Long is one of 13 coaches in the country to guide his current team to a bowl game in each of his first five seasons.
- Long won his 100th career game last season at Hawai'i.
- With 52 victories at San Diego State, Long already ranks third on the school's all-time victory list and has more victories as the Aztecs' three previous head coaches, combined (Tom Craft 19, Chuck Long 9 and Brady Hoke 13).

LAST TIME OUT

SAN DIEGO STATE 46, NEVADA 16
Nov. 12, 2016 - RENO, Nev.

RENO, Nev. - San Diego State rushed for a school-record 474 yards in a 46-16 win at Nevada Saturday night in Reno, Nev.

Rashaad Penny ran for a career-high 208 yards with two touchdowns on just 10 carries (20.8), while Donnel Pumphrey had 198 yards and a touchdown. It was fourth consecutive game that the Aztecs (9-1, 6-0 MW) had a pair of 100-yard rushers and the fifth time in six league games.

Juwan Washington added 70 yards and a touchdown on five carries (14.0 avg.) as SDSU averaged 10.8 yards per attempt for the game, its highest average in a game its Division I history.

Penny got San Diego State on the scoreboard with a 40-yard touchdown run just 2 minutes, 28 seconds (2:28) into the game. The Wolf Pack (3-7, 1-5 MW) answered with an 11-play, 75-yard drive, ending with a Hassan Henderson fumble recovery in the end zone.

The Aztecs scored the next 25 points in the game, starting with a 28-yard field goal by John Baron, a 3-yard touchdown by Donnel Pumphrey, a 6-yard touchdown pass from Christian Chapman to Mikah Holder, a 31-yard field goal by Baron and a 17-yard pass from Chapman to David Wells. Baron, however, had his PAT blocked twice during the run, including one that resulted in a 98-yad PAT return for two points by EJ Muhammad to cut the lead to 32-9.

Penny answered for SDSU with a 72-yard touchdown run to take a 39-9 lead. Ty Gangi connected on a 40-yard touchdown strike to Wyatt Demps early in the fourth quarter to bring Nevada within 23 at 39-16.

Washington, however, broke out a 45-yard touchdown run for the final points of the game.

San Diego State finished with 620 total yards in the game, its most since totaling 632 yards against Hawai'i on Dec. 7, 2002.

It was the Aztecs' 17th consecutive win against a conference opponent, extending their longest active streak in the country, 14th straight in the Pacific Time Zone and 11th consecutive against teams from the Mountain West, West Division.

SDSU continued its best start (9-1) since 1977 and won for the 19th time in 20 games.

San Diego State ended up handing the Wolf Pack its worst home loss (30 points) since a 38-7 loss to Boise State on Nov. 25, 2006.

Pumphrey logged his ninth straight 100-yard game, passing DeAngelo Williams for fourth on the all-time NCAA FBS rushing list in the process, while Penny recorded his fourth 100-yard game (all in the last six games) and became the 20th Aztec in school history with a 200-yard game.

It was SDSU's fourth straight game with a pair of 100-yard rushers, fifth time in six games and 26th time in school history.

Chapman had an efficient game, going 11-for-16 for 146 yards and two touchdowns.

San Diego State broke 40 points for the fourth straight game for the first time since 1990 and held its opponent below 400 yards of total offense for the 21st straight outing.

The Aztecs picked off Nevada quarterback Gangi three times and now leads the country with 19 picks in 10 games.

Parker Baldwin tied a career high with eight tackles and one interception, while setting a career best with three pass breakups, while Damontae Kazee added eight stops and a forced fumble.



SDSU-NEVADA

Nov. 12, 2016 | Mackay Stadium | Reno, Nev.

Attendance: 16,730 | Weather: Clear skies, 55 degrees, wind 6 mph WNW

	1	2	3	4	Total
San Diego State	10	16	13	7	46
Nevada	7	0	2	7	16

SCORING SUMMARY

SDSU - Penny 40-yard run (Baron kick)	(12:32, 1st)
NEV - Henderson 0-yard fumble recovery (Pettit kick)	(7:32, 1st)
SDSU - Baron 28-yard field goal	(2:03, 1st)
SDSU - Pumphrey 3-yard run (Baron kick)	(10:19, 2nd)
SDSU - Holder 6-yard pass from Chapman (Baron kick blocked)	(5:53, 2nd)
SDSU - Baron 31-yard field goal	(0:03, 2nd)
SDSU - Wells 17-yard pass from Chapman (Baron kick blocked)	(4:43, 3rd)
NEV - Muhammad PAT Return	(4:43, 3rd)
SDSU - Penny 72-yard run (Baron kick)	(2:50, 3rd)
NEV - Demps 40-yard pass from Gangi (Pettit kick)	(14:06, 4th)
SDSU - Washington 45-yard run (Baron kick)	(7:34, 4th)

TEAM STATS

	San Diego State	Nevada
First Downs	25	19
Rushes-Yards	44-474	34-90
Passing Yards	146	276
C-A-I	11-17-0	21-37-3
Total Offense	61-620	71-366
Fumbles-Lost	1-1	1-0
Penalties-Yards	6-49	2-20
Possession Time	28:00	32:00
Turnovers	1	3
Average Field Position	SDSU 31	NEV 22

INDIVIDUAL STATS

Rushing (Atts.-Yards-TDs): SDSU: Penny 10-208-2; Pumphrey 26-198-1; Washington 5-70-1; Chapman 2-10-0; Team 1-(2)-0. NEV: Kincaide 10-41-0; Butler 14-32-0; Wright 3-9-0; Gangi 7-8-0.

Passing (Att.-Comp.-Int., Yards, TDs): SDSU: Chapman 16-11-0, 146, 2. NEV: Gangi 37-21-3, 276, 2.

Receiving (No.-Yards-TDs): SDSU: Holder 4-45-1; Wells 2-35-1; Penny 2-20-0; Bawden 1-19-0; Judge 1-16-0; Truxton 1-11-0. NEV: Gipson 7-38-0; Demps 4-93-1; Celis 4-42-0; Henderson 2-24-1; Butler 2-15-0; Gonzalez 1-39-0; Scott 1-25-0.

GEOLOGICAL BREAKDOWN

California (80)

Derrick Achayo, Curtis Anderson III, Troy Artopoulos, John Baron II, Nick Bawden, Jordan Becar, Garrett Binkley, Neil Boudreau, Josh Bringuel, Casey Brown, Thomas Browne, Daniel Brunskill, Israel Cabrera, Liam Cabrera, John Carroll, Troy Cassidy, Jerry Chaney, Christian Chapman, Jeff Clay, Parie Dedeaux, Jr., Taylor Dodds, Ryan Dunn, Marc Ellis, Chase Favreau, Brandon Fitzpatrick, Forrest Hanlon, Temmerick Harper, Tayler Hawkins, Jay Henderson, Josh Hill, Mikah Holder, Keith Ismael, Chase Jasmin, Dwayne Johnson, Jr., Eric Judge, Damontae Kazee, Kyle Kelley, Ryan Krum, Isaac Lessard, Trey Lomax, Dru Mathis, Kendrick Mathis, Na'im McGee, Kwayde Miller, Kalan Montgomery, Damon Moore, Reggie Murphy, Dominic O'Brien, Zachary Oblea, Chibu Onyeukwu, Dwayne Parchment, Rashaad Penny, Ryan Pope, Daniel Prieto, Julian Rochelin, Dominic Rose, Joe Salcedo, Ryan Simmons, Nico Siragusa, Malik Smith, Ron Smith, Kyle Spalding, Keoni Stallworth, Marcus Stamps, Will Stricklin II, Kyahva Tezino, Zachary Thomas, Trenton Thompson, Quest Truxton, Alex Valenzuela, Grady Vazquez, Kevin Walcott, Jimmy Walker, Kahale Warring, David Wells, Jay Williams, Kaylen Williams, Chad Woolsey, Tyler Wormhoudt, Austin Wyatt-Thayer

Texas (10)

Ryan Agnew, Myles Cheatum, Daishawn Dixon, Nick Gerhard, Kameron Kelly, Sergio Phillips, Tyler Roemer, Douglas Tucker II, Juwan Washington, Timothy Wilson, Jr.

Nevada (8)

Noble Hall, Parker Houston, Isiah Macklin, Tyler Morris, Conor Perkins, Donnel Pumphrey, Randy Ricks, Sam Tai

Arizona (4)

Turner Bernard, Alex Barrett, Antonio Rosales, Kyree Woods

Florida (2)

Jondarius Gardner, Darryl Richardson

Hawaii (2)

Ronley Lakalaka, Dakota Turner

Arkansas (1)

Parker Baldwin

Colorado (1)

Arthur Flores

Georgia (1)

Christian Cumberlander

Illinois (1)

Taylor Blain

Michigan (1)

Trenton Fincher

Missouri (1)

Calvin Munson

Oregon (1)

Kaelin Himphill

Tennessee (1)

Mason Hall

► Honors

► Projected Bowl

Cotton Bowl vs. Penn State - Jerry Palm, CBS Sports (Nov. 13)
 Las Vegas Bowl vs. Arizona State - Brett McMurphy, ESPN (Nov. 16)
 Las Vegas Bowl vs. Arizona State - *College Football News* (Nov. 13)
 Las Vegas Bowl vs. Arizona State - Bill Bender, *Sporting News* (Nov. 14)
 Poinsettia Bowl vs. Brigham Young - Mark Schlabach, ESPN (Nov. 16)
 Las Vegas Bowl vs. Brigham Young - Erick Smith, *USA Today* (Nov. 16)
 Poinsettia Bowl vs. Brigham Young - Colin Becht, *Sports Illustrated* (Nov. 16)
 Poinsettia Bowl vs. Brigham Young - Jason Kirk, *SB Nation* (Nov. 13)

John Baron | So. | Temecula, Calif. | Kicker

Lou Groza Collegiate Place-Kicker Semifinalist (Nov. 3)

MW Special Teams Player of the Week (Oct. 31)

Lou Groza "Star of the Week" (Nov. 14)

Alex Barrett | Sr. | Mesa, Ariz. | Defensive End

Preseason all-Mountain West first team - Mountain West Media
 Preseason all-Mountain West first team - *ESPN College Football 2016*
 Preseason all-Mountain West first team - *Sporting News*
 Preseason all-Mountain West first team - *Lindy's Sports*
 Preseason all-Mountain West first team - *Athlon Sports*
 Preseason all-Mountain West first team - Paul Myerberg, *USA Today*
 Preseason all-Mountain West second team - *Phil Steele's 2016 College Football Preview*

Tanner Blain | Sr. | Lindenhurst, Ill. | Punter

Ray Guy Award Watch List

MW Special Teams Player of the Week (Sept. 19)

Daniel Brunskill | Sr. | Valley Center, Calif. | Offensive Tackle

Burlsworth Trophy Nominee (best walk-on or former walk-on)

Wuerffel Trophy Watch List (top community service)

Arthur Flores | Sr. | Denver, Colo. | Center

Rimington Trophy Fall Watch List (most outstanding center)
 Rimington Trophy Spring Watch List (most outstanding center)
 Preseason all-Mountain West first team - *Lindy's Sports*
 Preseason all-Mountain West fourth team - *Athlon Sports*

Mikah Holder | Jr. | Oceanside, Calif. | Wide Receiver

Preseason all-Mountain West fourth team - *Athlon Sports*

Damontae Kazee | Sr. | San Bernardino, Calif. | Cornerback

Chuck Bednarik Award Watch List (Collegiate Defensive Player of the Year)
 Jim Thorpe Award Watch List (Top Defensive Back)
 Preseason Second-Team All-American - *USA Today*
 Preseason Second-Team All-American - *SI.com*
 Preseason Mountain West Defensive Player of the Year - Mountain West Media
 Preseason Mountain West Defensive Player of the Year - *Lindy's Sports*
 Preseason all-Mountain West first team - Mountain West Media
 Preseason all-Mountain West first team - *Phil Steele's 2016 College Football Preview*
 Preseason all-Mountain West first team - *ESPN College Football 2016*
 Preseason all-Mountain West first team - *Sporting News*
 Preseason all-Mountain West first team - *Lindy's Sports*
 All-Mountain West first team - *Athlon Sports*
 All-Mountain West first team - Paul Myerberg, *USA Today*

Kyle Kelley | Sr. | Irvine, Calif. | Defensive End

Preseason all-Mountain West first team - *Lindy's Sports*
 Preseason all-Mountain West second team - *Athlon Sports*
 Preseason all-Mountain West third team - *Phil Steele's 2016 College Football Preview*

Kwayde Miller | Sr. | Ramona, Calif. | Offensive Tackle

Preseason all-Mountain West third team - *Phil Steele's 2016 College Football Preview*
 Preseason all-Mountain West third team - *Athlon Sports*

Calvin Munson | Sr. | St. Charles, Mo. | Linebacker

Bronko Nagurski Trophy Watch List (National Defensive Player of the Year)

Chuck Bednarik Award Watch List (Collegiate Defensive Player of the Year)

Butkus Award Watch List (Top Linebacker)

Lott IMPACT Trophy (Integrity, Maturity, Performance, Academics, Community and Tenacity) Quarterfinalist

Lott IMPACT Trophy Player of the Week (Sept. 12)

Preseason Mountain West Defensive Player of the Year - *ESPN College Football 2016*

Preseason all-Mountain West first team - Mountain West Media

Preseason all-Mountain West first team - *Phil Steele's 2016 College Football Preview*

Preseason all-Mountain West first team - *ESPN College Football 2016*

Preseason all-Mountain West first team - *Sporting News*

Preseason all-Mountain West first team - *Lindy's Sports*

Preseason all-Mountain West first team - *Athlon Sports*

Preseason all-Mountain West first team - Paul Myerberg, *USA Today*

Butkus Award candidate - Paul Myerberg, *USA Today*

Rashaad Penny | Jr. | Norwalk, Calif. | Running Back / Kick Returner

Paul Hornung Award Watch List (Most Versatile Player)

Preseason Second-Team All-American (KR) - *CBS Sports*

MW Special Teams Player of the Week (Sept. 12)

Preseason Second-Team All-American (KR) - *Athlon Sports*

Preseason Mountain West Special Teams Player of the Year - Mountain West Media

Preseason all-Mountain West first team (Ret.) - Mountain West Media

Preseason all-Mountain West first team (KR) - *Phil Steele's 2016 College Football Preview*

Preseason all-Mountain West first team (KR) - *ESPN College Football 2016*

Preseason all-Mountain West first team (KR) - *Athlon Sports*

Preseason all-Mountain West first team (All-Purpose) - *Lindy's Sports*

Donnel Pumphrey | Sr. | Las Vegas, Nev. | Running Back

Maxwell Award Semifinalist (Collegiate Player of the Year)

Doak Walker Award Semifinalist (Top Running Back)

Walter Camp Semifinalist (Collegiate Player of the Year)

CFPA National Performer of the Year Trophy Watch List

USA Today Midseason All-American (Oct. 18)

CBS Sports Midseason All-American (Oct. 18)

ESPN Midseason Midseason All-American (Oct. 19)

Sports Illustrated Midseason All-American (Oct. 19)

Sporting News Midseason All-American (Oct. 19)

FOX Sports Midseason All-American (Oct. 20)

Maxwell Award Player of the Week (Sept. 15)

Two-Time MW Offensive Player of the Week (Sept. 12 & Sept. 19)

Preseason Mountain West Offensive Player of the Year - Mountain West Media

Preseason Mountain West Offensive Player of the Year - *ESPN College Football 2016*

Preseason Mountain West Offensive Player of the Year - *Lindy's Sports*

Preseason all-Mountain West first team - Mountain West Media

Preseason all-Mountain West first team - *Phil Steele's 2016 College Football Preview*

Preseason all-Mountain West first team - *ESPN College Football 2016*

Preseason all-Mountain West first team - *Sporting News*

Preseason all-Mountain West first team - *Lindy's Sports*

Preseason all-Mountain West first team - *Athlon Sports*

Preseason all-Mountain West first team - Paul Myerberg, *USA Today*

Heisman Trophy candidate - Paul Myerberg, *USA Today*

Doak Walker Award candidate - Paul Myerberg, *USA Today*

Nico Siragusa | Sr. | Chula Vista, Calif. | Offensive Guard

Outland Trophy Watch List (Outstanding Interior Lineman)

Preseason Second-Team All-American - *Phil Steele*

Preseason Third-Team All-American - *Football Gameplan*

Preseason all-Mountain West first team - Mountain West Media

Preseason all-Mountain West first team - *Phil Steele's 2016 College Football Preview*

Preseason all-Mountain West first team - *ESPN College Football 2016*

Preseason all-Mountain West first team - *Sporting News*

Preseason all-Mountain West first team - *Lindy's Sports*

Preseason all-Mountain West first team - *Athlon Sports*

Preseason all-Mountain West first team - Paul Myerberg, *USA Today*

Malik Smith | Sr. | Compton, Calif. | Warrior (Safety)

Preseason all-Mountain West second team - *Lindy's Sports*

Preseason all-Mountain West third team - *Phil Steele's 2016 College Football Preview*

Preseason all-Mountain West third team - *Athlon Sports*



MOUNTAIN WEST

2016 MW Standings

West Division

	MW	Pct.	Overall	Pct.
San Diego State	6-0	1.000	9-1	.900
UNLV	3-3	.500	4-6	.400
Hawai'i	3-4	.429	4-7	.364
San José State	2-4	.333	3-7	.300
Nevada	1-5	.167	3-7	.300
Fresno State	0-6	.000	1-9	.100

Mountain Division

	MW	Pct.	Overall	Pct.
Wyoming	5-1	.833	7-3	.700
Boise State	5-1	.833	9-1	.900
New Mexico	5-1	.833	7-3	.700
Air Force	3-3	.500	7-3	.700
Colorado State	3-3	.500	5-5	.500
Utah State	1-6	.142	3-7	.300

This Week in the Mountain West

Friday, Nov. 18

UNLV at Boise State, 7 p.m. MT ESPN2

Saturday, Nov. 19

SDSU at Wyoming, 1:30 p.m. MT CBSN
 Utah State at Nevada, 1 p.m. PT ESPN3
 Hawai'i at Fresno State, 4 p.m. PT Oceanic
 Air Force at San José State, 7:30 p.m. PT CBSN
 New Mexico at Colorado State, 8:15 p.m. MT ESPN2

Last Week in the Mountain West

San Diego State 46, at Nevada 16

at UNLV 69, Wyoming 66 (3ot)
 Boise State 52, at Hawai'i 16
 at Air Force 49, Colorado State 46
 New Mexico 24, at Utah State 21

Mountain West Bowl Tie-Ins

Gildan New Mexico Bowl vs. C-USA
 Dec. 17 ESPN Noon MT Albuquerque, N.M.

Royal Purple Las Vegas Bowl vs. Pac-12
 Dec. 17 ABC 12:30 p.m. PT Las Vegas, Nev.

SDCCU Poinsettia Bowl vs. Army
 Dec. 21 ESPN 6 p.m. PT San Diego, Calif.

Famous Idaho Potato Bowl vs. MAC
 Dec. 22 ESPN 5 p.m. MT Boise, Idaho

Sheraton Hawai'i Bowl vs. C-USA
 Dec. 24 ESPN 2 p.m. HT Honolulu, Hawaii

Nova Home Loans Arizona Bowl vs. Sun Belt
 Dec. 30 CI TBA Tucson, Ariz.

Charting the Opponents

New Hampshire (6-4, 5-2 CAA)

S.3	at San Diego State	L, 0-31
S.10	Holy Cross	W, 38-29
S.17	at Dartmouth	L, 21-22
S.24	at Rhode Island*	W, 39-17
O.1	William & Mary*	W, 21-12
O.8	at Elon*	W, 13-10
O.15	James Madison*	L, 39-42
O.22	at Towson*	W, 21-7
O.29	Stony Brook*	W, 43-14
N.12	Albany*	L, 25-36
N.19	at Maine*	1 p.m. ET

South Alabama (4-5, 1-5 Sun Belt)

S.3	at Mississippi State	W, 21-20
S.10	Georgia Southern*	L, 9-24
S.17	at Louisiana-Lafayette*	L, 23-28
S.24	Nicholls State	W, 41-40 (ot)
O.1	San Diego State	W, 42-24
O.15	at Arkansas State*	L, 7-17
O.20	Troy*	L, 21-28
O.29	Georgia State*	W, 13-10
N.5	at Louisiana-Monroe*	L, 35-42 (ot)
N.19	Presbyterian	6 p.m. CT
N.26	at Idaho*	2:30 p.m. MT
D.3	New Mexico State*	TBA

San José State (3-7, 2-4 MW)

S.3	at Tulsa	L, 10-45
S.10	Portland State	W, 66-35
S.17	Utah	L, 17-34
S.24	at Iowa State	L, 10-44
O.1	at New Mexico*	L, 41-48
O.8	Hawai'i*	L, 17-34
O.15	Nevada*	W, 14-10
O.22	at San Diego State*	L, 3-42
O.29	UNLV*	W, 30-24
N.4	at Boise State*	L, 31-45
N.19	Air Force*	7:30 p.m. PT
N.26	at Fresno State*	12:30 p.m. PT

Nevada (3-7, 1-5 MW)

S.3	Cal Poly	W, 30-27 (ot)
S.10	at Notre Dame	L, 10-39
S.17	Buffalo	W, 38-14
S.24	at Purdue	L, 14-24
O.1	at Hawai'i*	L, 17-38
O.8	Fresno State*	W, 27-22
O.15	at San José State*	L, 10-14
O.22	Wyoming*	L, 34-42
N.5	at New Mexico*	L, 26-35
N.12	San Diego State*	L, 16-46
N.21	Utah State*	1 p.m. PT
N.28	at UNLV*	TBA

California (4-6, 2-5 Pac-12)

A.27	vs. Hawai'i	W, 51-31
O.10	at San Diego State	L, 40-45
O.17	Texas	W, 50-43
S.24	at Arizona State*	L, 41-51
O.1	Utah*	W, 28-23
O.8	at Oregon State*	L, 44-47
O.21	Oregon*	W, 52-49
O.27	at USC*	L, 24-45
N.5	Washington*	L, 27-66
N.12	at Washington State*	L, 21-56
N.19	Stanford*	2:30 p.m. PT
N.26	UCLA*	TBA

UNLV (4-6, 3-3 MW)

S.1	Jackson State	W, 63-13
S.10	at UCLA	L, 21-42
S.17	at Central Michigan	L, 21-44
S.24	Idaho	L, 30-33 (ot)
O.3	Fresno State*	W, 45-20
O.8	San Diego State*	L, 7-26
O.15	at Hawai'i	W, 41-38
O.22	Colorado State*	L, 23-42
O.29	at San José State*	L, 24-30
N.12	Wyoming*	W, 69-66 (3ot)
N.18	at Boise State*	7 p.m. MT
N.26	Nevada*	TBA

Utah State (3-7, 1-6 MW)

S.1	Weber State	W, 45-10
S.10	at USC	L, 7-45
S.17	Arkansas State	W, 34-20
S.24	Air Force*	L, 20-27
O.1	at Boise State*	L, 10-21
O.8	at Colorado State*	L, 24-31
O.22	Fresno State*	W, 38-20
O.28	San Diego State*	L, 13-40
N.5	at Wyoming*	L, 28-52
N.12	New Mexico*	L, 21-24
N.19	at Nevada*	1 p.m. PT
N.26	at Brigham Young	TBA

Wyoming (7-3, 5-1 MW)

S.3	Northern Illinois	W, 40-34 (3ot)
S.10	at Nebraska	L, 17-52
S.17	UC Davis	W, 45-22
S.23	at Eastern Michigan	L, 24-27
O.1	at Colorado State*	W, 38-17
O.8	Air Force*	W, 35-26
O.22	at Nevada*	W, 42-34
O.29	Boise State*	W, 30-28
N.5	Utah State*	W, 52-28
N.12	at UNLV*	L, 66-69 (3ot)
N.19	San Diego State*	1:30 p.m. MT
N.26	at New Mexico*	TBA

Northern Illinois (3-7, 3-3 MAC)

S.3	at Wyoming	L, 34-40 (3ot)
S.10	at South Florida	L, 17-48
S.17	San Diego State	L, 28-42
S.24	Western Illinois	L, 23-28
O.1	at Ball State*	W, 31-24
O.8	at Western Michigan*	L, 30-45
O.15	Central Michigan*	L, 28-34
O.22	Buffalo*	W, 44-7
N.1	Bowling Green*	W, 45-20
N.9	vs. Toledo*	L, 24-31
N.16	at Eastern Michigan*	6 p.m./7 p.m. CT
N.25	at Kent State*	TBA

Fresno State (1-9, 0-6 MW)

S.3	at Nebraska	L, 10-43
S.10	Sacramento State	W, 31-3
S.17	at Toledo	L, 17-52
S.24	Tulsa	L, 41-48 (2ot)
O.1	at UNLV*	L, 20-45
O.8	at Nevada*	L, 22-27
O.14	San Diego State*	L, 3-17
O.22	at Utah State*	L, 20-38
O.28	Air Force*	L, 21-31
N.5	at Colorado State*	L, 0-37
N.19	Hawai'i*	4 p.m. PT
N.26	San José State*	12:30 p.m. PT

Hawai'i (4-7, 3-4 MW)

A.27	vs. California	L, 31-51
S.3	at Michigan	L, 3-63
S.10	Tennessee-Martin	W, 41-36
S.17	at Arizona	L, 28-47
O.1	Nevada*	W, 38-17
O.8	at San José State*	W, 34-17
O.15	UNLV*	L, 38-41
O.22	at Air Force*	W, 34-27
O.29	New Mexico*	L, 21-28
N.5	at San Diego State*	L, 0-55
N.12	Boise State*	L, 16-52
N.19	at Fresno State*	4 p.m. PT
N.26	Massachusetts	6 p.m. HT

Colorado State (5-5, 3-3 MW)

S.2	vs. Colorado	L, 7-44
S.10	UTSA	W, 23-14
S.17	Northern Colorado	W, 47-21
S.24	at Minnesota	L, 24-31
O.1	Wyoming*	L, 17-38
O.8	Utah State*	W, 31-24
O.15	at Boise State*	L, 23-28
O.22	at UNLV*	W, 42-23
N.5	Fresno State*	W, 37-0
N.12	at Air Force*	L, 46-49
N.19	New Mexico*	8:15 p.m. MT
N.26	at San Diego State*	6 p.m. PT

DONNEL PUMPHREY

#Pumphrey4Heisman

Running Back ■ 5-9, 180 ■ Sr.-3L
Las Vegas, Nev. (Canyon Springs High)

- * 2016 Maxwell Award Semifinalist (College Player of the Year)
- * 2016 Midseason First-Team All-American by *USA Today*, *Sports Illustrated*, *ESPN*, *Sporting News*, *CBS Sports* and *FOX Sports*
- * 2015 Mountain West Offensive Player of the Year
- * Two-Time First-Team all-Mountain West

Enters the Wyoming game ranked fourth in NCAA history with 6,051 rushing yards ... Also is tied for ninth in career rushing touchdowns (59), 11th in overall touchdowns (64), and 12th in all-purpose yards (7,075) ... Needs 45 receiving yards to become the first player in NCAA FBS history with at least 5,000 rushing yards and 1,000 receiving yards ... Currently leads the nation in rushing yards (1,779), and is second in rushing yards per game (177.9), third in all-purpose yards per game (193.0), tied for sixth in rushing touchdowns (14) and tied for 14th in overall touchdowns (14), despite not playing in three of the last four fourth quarters ... Is averaging more rushing yards per game (177.9) than 64 other teams in FBS play and would rank in a tie for 64th as a "team".

PUMPHREY HIGHLIGHTS

- Career: 31, 100-Yard Rushing Games | 14, 150-Yard Rushing Games | 6, 200-Yard Rushing Games
- 2016 Season: 9, 100-Yard Rushing Games | 6, 150-Yard Rushing Games | 4, 200-Yard Rushing Games
- 2015 Season: 9, 100-Yard Rushing Games, 3, 150-Yard Rushing Games
- 2014 Season: 10, 100-Yard Rushing Games, 4, 150-Yard Rushing Games, 2, 200-Yard Rushing Games
- 16 Career Games With Multiple Rushing Touchdowns, Including 3 Or More Five Times (Twice in 2016)



SDSU RECORD WITH PUMPHREY

Career Games Played/Games Started	50/38
SDSU Record	35-15

Rushing Touchdowns In a Game (SDSU Record)

1: 20 times (14-6)	1 or more: 36 times (28-8)
2: 10 times (8-2)	2 or more: 16 times (14-2)
3: 5 times (5-0)	3 or more: 6 times (6-0)
4: 1 time (1-0)	

Rushing Yards In a Game (SDSU Record)

100-Yard Games:	31 (26-5)
150-Yard Games:	14 (13-1)
200-Yard Games:	6 (6-0)

PUMPHREY 2016 GAME-BY-GAME

2016	Att.	Yds.	TD	Rec.	Yds.	TD
New Hampshire	21	98	1	4	41	0
California	29	281	3	4	29	0
at Northern Illinois	23	220	3	1	-3	0
at South Alabama	25	151	1	2	7	0
UNLV*	31	141	1	7	57	0
at Fresno State*	38	220	2	0	0	0
San Jose State*	24	135	2	2	14	0
at Utah State*	32	223	0	0	0	0
Hawaii**	21	112	0	0	0	0
at Nevada*	26	198	1	0	0	0
at Wyoming*						
Colorado State*						
Total	270	1,779	14	20	145	0
Career	980	6,051	59	93	955	5

ALL-TIME NCAA LEADERS

RUSHING YARDS

Rk.	Name, School	Years	YDS
1.	Ron Dayne, Wisconsin	1996-97-98-99	6,397
2.	Ricky Williams, Texas	1995-96-97-98	6,279
3.	Tony Dorsett, Pittsburgh	1973-74-75-76	6,082
4.	Donnel Pumphrey, SDSU 2013-14-15-16		6,051
5.	DeAngelo Williams, Memphis	2002-03-04-05	6,026
6.	Charles White, USC	1976-77-78-79	5,598
7.	Travis Prentice, Miami (OH)	1996-97-98-99	5,596
8.	Cedric Benson, Texas	2001-02-03-04	5,540
9.	Damian Feltcher, So. Miss.	2006-07-08-09	5,302
10.	LaDainian Tomlinson, TCU	1997-98-99-00	5,263

RUSHING TOUCHDOWNS

Rk.	Name, School	Years	TD
1.	Keenan Reynolds, Navy	2012-13-14-15	88
2.	Montee Ball, Wisconsin	2009-10-11-12	77
3.	Travis Prentice, Miami (OH)	1996-97-98-99	73
4.	Kenneth Dixon, Louisiana Tech	2012-13-14-15	72
	Ricky Williams, Texas	1995-96-97-98	72
6.	Cedric Benson, Texas	2001-02-03-04	64
	Anthony Thompson, Indiana	1986-87-88-89	64
8.	Ron Dayne, Wisconsin	1996-97-98-99	63
9.	Donnel Pumphrey, SDSU 2013-14-15-16		59
	Eric Crouch, Nebraska	1998-99-00-01	59
	Colin Kaepernick, Nevada	2007-08-09-10	59

OVERALL TOUCHDOWNS

Rk.	Name, School	Years	TD
1.	Keenan Reynolds, Navy	2012-13-14-15	88
2.	Kenneth Dixon, Louisiana Tech	2012-13-14-15	87
3.	Montee Ball, Wisconsin	2009-10-11-12	83
4.	Travis Prentice, Miami (OH)	1996-97-98-99	78
5.	Ricky Williams, Texas	1995-96-97-98	75
6.	Taurean Henderson, Texas Tech	2002-03-04-05	69
7.	Brock Forsey, Boise State	1999-00-01-02	68
8.	Cedric Benson, Texas	2001-02-03-04	67
9.	DeMarco Murray, Oklahoma	2007-08-09-10	65
	Anthony Thompson, Indiana	1986-87-88-89	65

11.	Donnel Pumphrey, SDSU 2013-14-15-16		64

ALL-PURPOSE YARDS

Rk.	Name, School	Years	YDS
1.	Damaris Johnson, Tulsa	2008-09-10	7,796
2.	Brandon West, Western Mich.	2006-07-08-09	7,764
3.	C.J. Spiller, Clemson	2006-07-08-09	7,588
4.	DeAngelo Williams, Memphis	2002-03-04-05	7,573
5.	T.Y. Hilton, Florida International	2008-09-10-11	7,498
6.	Tyron Carrier, Houston	2008-09-10-11	7,490
7.	Tavon Austin, West Virginia	2009-10-11-12	7,284
8.	Ricky Williams, Texas	1995-96-97-98	7,206
9.	Ameer Abdullah, Nebraska	2011-12-13-14	7,186
10.	Napoleon McCallum, Navy	1981-82-83-84-85	7,172

12.	Donnel Pumphrey, SDSU 2013-14-15-16		7,075

2016 NCAA LEADERS

RUSHING YARDS

Rk.	Name, School	Cl.	GP	Yards
1.	Donnel Pumphrey, SDSU	Sr.	10	1,779
2.	D'Onta Foreman, Texas	Jr.	9	1,613
3.	Brian Hill, Wyoming	Jr.	10	1,417
4.	Aaron Jones, UTEP	Jr.	10	1,397
5.	Jeremy McNichols, Boise State	Jr.	10	1,369

RUSHING YARDS PER GAME

Rk.	Name, School	Cl.	Yds.	RYPG
1.	D'Onta Foreman, Texas	Jr.	1,613	179.22
2.	Donnel Pumphrey, SDSU	Sr.	1,779	177.90
3.	Brian Hill, Wyoming	Sr.	1,417	141.70
4.	Aaron Jones, UTEP	Jr.	1,397	139.70
5.	Kamryn Pettway, Auburn	So.	1,106	138.25

2016 NCAA LEADERS (CONTINUED)

ALL-PURPOSE YARDS PER GAME

Rk.	Name, School	Cl.	Yds.	APYGP
1.	Joe Mixon, Oklahoma	So.	1,745	193.89
2.	Christian McCaffrey, Stanford	Jr.	1,739	193.22
3.	Donnel Pumphrey, SDSU	Sr.	1,930	193.00
4.	Carlos Henderson, Louisiana Tech	Jr.	1,912	191.20
5.	D'Onta Foreman, Texas	Jr.	1,689	187.67

RUSHING YARDS PER CARRY (min. 165 att.)

Rk.	Name, School	Cl.	Att.	RYPG
1.	Aaron Jones, UTEP	Jr.	191	7.31
2.	Lamar Jackson, Louisville	So.	184	7.25
3.	D'Onta Foreman, Texas	Jr.	241	6.69
4.	Donnel Pumphrey, SDSU	Sr.	270	6.59
5.	I'Tavius Mathers, Middle Tenn.	Sr.	186	6.40

RUSHING TOUCHDOWNS

Rk.	Name, School	Cl.	GP	TD
1.	Lamar Jackson, Louisville	Sr.	10	19
2.	Will Worth, Navy	Sr.	9	18
	Jeremy McNichols, Boise State	Jr.	10	18
	Anthony Wales, Western Kentucky	Sr.	10	18
5.	Brian Hill, Wyoming	Jr.	10	16

6.	Donnel Pumphrey, SDSU	Sr.	10	14

TOTAL TOUCHDOWNS

Rk.	Name, School	Cl.	GP	TD
1.	Jeremy McNichols, Boise State	Jr.	9	20
2.	Lamar Jackson, Louisville	Sr.	9	19
3.	Carlos Henderson, Louisiana Tech	Jr.	9	17
	Anthony Wales, Western Kentucky	Sr.	9	17
5.	John Ross, Washington	Jr.	9	16

13.	Donnel Pumphrey, SDSU	Sr.	9	13

SDSU RECORD BOOK

YARDS RUSHING/CAREER

Rk.	Name, Seasons	Yards
1.	Donnel Pumphrey, 2013-14-15-16	6,051
2.	Marshall Faulk, 1991-92-93	4,589
3.	Larry Ned, 1998-99-00-01	3,562
4.	Ronnie Hillman, 2010-11	3,243
5.	Adam Muema, 2011-12-13	2,852

1,000-YARD RUSHING SEASONS/CAREER

Rk.	Name, Seasons	Times
1.	Donnel Pumphrey, 2014-15	3
	Marshall Faulk, 1991-92-93	3
3.	Adam Muema, 2012-13	2
	Ronnie Hillman, 2010-11	2
	Paul Hewitt, 1987-88	2

YARDS RUSHING/SEASON

Rk.	Name, Season	Yards
1.	Donnel Pumphrey, 2014	1,867
2.	George Jones, 1995	1,842
3.	Donnel Pumphrey, 2016	1,779
4.	Ronnie Hillman, 2011	1,711
5.	Donnel Pumphrey, 2015	1,653

100-YARD RUSHING GAMES/CAREER

Rk.	Name, Seasons	Games
1.	Donnel Pumphrey, 2013-14-15-16	31
2.	Marshall Faulk, 1991-92-93	23
3.	Ronnie Hillman, 2010-11	15
4.	Adam Muema, 2011-12-13	14
	George Jones, 1995-96	14

100-YARD RUSHING GAMES/SEASON

Rk.	Name, Season	Games
1.	Donnel Pumphrey, 2014	10
2.	Donnel Pumphrey, 2016	9
	Donnel Pumphrey, 2015	9
	Ronnie Hillman, 2011	9
	George Jones, 1995	9

SDSU RECORD BOOK (CONTINUED)

150-YARD RUSHING GAMES/CAREER

Rk.	Name, Seasons	Games
1.	Marshall Faulk, 1991-92-93	16
2.	Donnel Pumphrey, 2013-14-15-16	14
3.	Ronnie Hillman, 2010-11	12
4.	George Jones, 1995-96	8
5.	Larry Ned, 1998-99-00-01	7

200-YARD RUSHING GAMES/CAREER

Rk.	Name, Seasons	Games
1.	Marshall Faulk, 1991-92-93	7
2.	Donnel Pumphrey, 2013-14-15-16	6
3.	Larry Ned, 1998-99-00-01	4
	George Jones, 1995-96	4
5.	Ronnie Hillman, 2010-11	3

RUSHING TOUCHDOWNS/CAREER

Rk.	Name, Seasons	TD
1.	Donnel Pumphrey, 2013-14-15-16	59
2.	Marshall Faulk, 1991-92-93	57
3.	Ronnie Hillman, 2010-11	36
	Larry Ned, 1998-99-00-01	36
5.	Adam Muema, 2011-12-13	34
	George Jones, 1995-96	34

RUSHING TOUCHDOWNS/SEASON

Rk.	Name, Season	TD
1.	George Jones, 1995	23
2.	Marshall Faulk, 1993	21
	Marshall Faulk, 1991	21
4.	Donnel Pumphrey, 2014	20
5.	Ronnie Hillman, 2011	19

7.	Donnel Pumphrey, 2015	17
nr.	Donnel Pumphrey, 2016	14

OVERALL TOUCHDOWNS/CAREER

Rk.	Name, Seasons	TD
1.	Donnel Pumphrey, 2013-14-15-16	64
2.	Marshall Faulk, 1991-92-93	62
3.	Ronnie Hillman, 2010-11	38
4.	Adam Muema, 2011-12-13	36
5.	George Jones, 1995-96	34
	Paul Hewitt, 1987-88	34

OVERALL POINTS/CAREER

Rk.	Name, Seasons	Pts.
1.	Donnel Pumphrey, 2013-14-15-16	384
2.	Marshall Faulk, 1991-92-93	376
3.	Andy Trakas, 1989-90-91-92	338
4.	Peter Holt, 1993-94-95-96	303
5.	Garrett Palmer, 2004-05-06-07	260

ALL-PURPOSE YARDS/CAREER

Rk.	Name, Seasons	Yards
1.	Donnel Pumphrey, 2013-14-15-16	7,075
2.	Marshall Faulk, 1991-92-93	5,595
3.	Darnay Scott, 1991-92-93	4,658
4.	Monty Gilbreath, 1986-87-88-89	4,608
5.	Colin Lockett, 2010-11-12-13	4,376

ALL-PURPOSE YARDS/SEASON

Rk.	Name, Seasons	Yards
1.	Marshall Faulk, 1993	2,174
2.	Donnel Pumphrey, 2015	2,069
3.	Donnel Pumphrey, 2014	2,027
4.	Ronnie Hillman, 2011	1,981
5.	George Jones, 1995	1,961

6.	Donnel Pumphrey, 2016	1,930



SAN DIEGO STATE ATHLETIC DEPARTMENT

NATIONAL RANKINGS

■ Highest Combined Football and Men's Basketball Winning Percentage Since the Start of 2010-11 Season*

Rk.	School	W	L	Pct.
1.	Ohio State	242	67	78.3%
2.	Louisville	235	73	76.3%
3.	San Diego State	231	74	75.7%
4.	Wisconsin	231	79	74.5%
5.	Michigan State	228	83	73.3%
6.	Oregon	227	83	73.2%
7.	Duke	220	86	71.9%
8.	North Carolina	225	88	71.9%
9.	Arizona	219	88	71.3%
10.	Brigham Young	212	91	70.0%
11.	Florida	213	94	69.4%
12.	Baylor	207	93	69.0%
13.	Kentucky	214	97	68.8%
14.	Notre Dame	205	93	68.8%
15.	Boise State	196	91	68.3%
16.	Cincinnati	200	95	67.8%
17.	Alabama	202	96	67.8%
18.	Oklahoma	196	94	67.6%
19.	Florida State	201	98	67.2%
20.	Michigan	202	100	66.9%
21.	Syracuse	200	100	66.7%
22.	Stanford	196	101	66.0%
23.	Kansas	196	110	64.1%
24.	Louisiana Tech	188	106	63.9%
25.	Miami (FL)	189	109	63.4%

* through games of Nov. 13, 2016

■ Highest Combined Football, Men's Basketball and Women's Basketball Winning Percentage Since the Start of 2011-12 Season*

Rk.	School	W	L	Pct.
1.	Baylor	356	86	80.5%
2.	Notre Dame	344	93	78.7%
3.	Louisville	339	96	77.9%
4.	Stanford	321	111	74.3%
5.	Connecticut	325	114	74.0%
6.	Duke	313	111	73.8%
7.	Kentucky	310	120	72.1%
8.	Michigan State	306	120	71.8%
9.	Ohio State	304	120	71.7%
10.	Brigham Young	298	122	71.0%
11.	Middle Tennessee	288	121	70.4%
12.	North Carolina	302	129	70.1%
13.	Maryland	292	129	69.4%
14.	Florida State	281	135	67.5%
15.	Syracuse	285	137	67.5%
16.	San Diego State	275	136	66.9%
17.	Oklahoma	274	136	66.8%
18.	South Carolina	274	137	66.7%
19.	Michigan	275	145	65.5%
20.	Texas A&M	270	143	65.4%
21.	Miami (FL)	266	142	65.2%
22.	Florida	270	148	64.6%
23.	Toledo	254	143	64.0%
24.	Oregon	265	150	63.9%
25.	Georgia	256	145	63.8%

* through games of Nov. 5, 2016



Aztecs Rising

Over the past several seasons, San Diego State has established itself as one of the premier athletic programs in the country.

- Since 2010, SDSU has had nine different athletic programs finish in the top 25 of an NCAA Championship — men's basketball (four times), women's basketball, men's golf (five times), women's soccer, softball (three times), men's tennis, women's indoor track and field (two times), women's outdoor track and field (five times) and water polo.
- Since the beginning of the 2012-13 academic year, SDSU has claimed 32 Mountain West championships, more than any other conference member during that span.
- SDSU is one of three teams in the country to have advanced to six straight bowl games and play in an NCAA sponsored men's basketball postseason event each of the last 11 seasons (also Brigham Young and Michigan State).

2016-17 Update

- **Cross Country (33-48; 2-0 MW)** - San Diego State finished with its third-best Mountain West Cross Country Championship 6K team time in 17 years en route to a ninth-place finish at the Mountain West Championships on Oct. 28. Their 1:53:09.8 team time was their 15th lowest since 2001 and third best this season. The time was also a 17:01.3 improvement from last season (2:10:11.1). The team finished their season with the second-best NCAA Regional 6K time in the program's history on Nov. 11. Senior Christine Kent was the team's top finisher in the regional 6K. Kent also led the team in five of seven races this year.
- **Men's Soccer (9-4-5; 4-3-3 Pac-12)** - The nationally ranked men's soccer team clinched third in the Pac-12 with 15 points. Highlights of the regular season included completing a season sweep over Washington for the first time in program history and a five-game shutout streak earlier in the season. The Aztecs match their highest finish in league play since 2011. SDSU will square off in the first round of the NCAA Tournament against UNLV at home Nov. 17 at 7 p.m.
- **Women's Soccer (10-7-4; 6-2-3 MW)** - San Diego State's season ended dramatically for the second straight season, as the Aztecs fell to UNLV in the Mountain West Tournament championship game on penalty kicks, 4-3. Senior midfielder Victoria Barba registered the ninth hat trick in SDSU hat trick in the game and was named to the All-Tournament team after her netting six goals over the course of the Championship, a league record. Also named to the All-Tournament team were senior defender Jen Rupey and junior defender Stacie Moran.
- **Volleyball (15-14; 7-8 MW)** - San Diego State started out Mountain West play with a 4-1 record, but lost four of its last five outings. In its last game, the Aztecs rallied back against Wyoming after dropping its first two sets to win 3-2. SDSU takes on UNLV Nov. 16, 6 p.m. at home. The Aztecs then travel to compete against New Mexico and Nevada to close out the regular season.
- **Men's Basketball (1-0; 0-0 MW)** - The Aztec men's basketball team defeated cross-town foe USD in last Friday night's season-opener at Viejas Arena, 69-59. Sophomore guard Jeremy Hemsley posted a career-high 25 points. Junior guard Trey Kell also joined in on the fun by adding 23 points. SDSU will be challenged by No. 14 Gonzaga on Monday night in Washington.
- **Women's Basketball (0-1; 0-0 MW)** - Women's hoops dropped its season opener against UC Riverside last Friday. However, three of its freshmen (Baylee Vanderdoes, Abby Lowe, Monique Terry) were able to contribute to the scoring. Next up, San Diego State's home debut features a face-off against San Diego City Christian Monday, Nov. 14 at 6:30 p.m. PT.

SAN DIEGO STATE FOOTBALL



Under the direction of sixth-year head coach Rocky Long, San Diego State has made a dramatic turnaround.

- SDSU is one of 25 schools nationally to appear in bowl games each of the last six seasons. San Diego State is one of only two California schools to appear in five consecutive bowl games (Stanford) and is one of only two current Mountain West schools to appear in bowl games in 2010, 2011, 2012, 2013, 2014 and 2015 (Boise State), and one of three from the "Group of 5" conferences (Boise State and Northern Illinois).
- With bowl game appearances in a school-record six straight seasons, the Aztecs have equaled their total number of bowls played in the 44 prior seasons (1966 through 2009).
- Long's impact has been felt almost immediately, first as the defensive coordinator in 2009-10 and then as the head coach since 2011. SDSU went without a winning season for the 10 straight years from 2000-09 when it won 32.2 percent of its games and owned one of the nation's worst records. Below is a look at the dramatic turnaround.

Time	W-L (Pct.)	NCAA Rk.	Bowl Games	Winning Seasons
2000-09 (Previous 10 Seasons)	38-80 (.322)	106	0	0
Since 2010	61-28 (.685)	19	6	6

- With 61 wins in their last 89 games (61-28 since the beginning of the 2010 campaign), the Aztecs have equaled their win total from the previous 161 games (61-100).
- The 52 victories from 2010-15 is the highest win-total over a six-year span since the Aztecs went 55-9-2 from 1972-77.

SDSU is one of three schools to play in six straight football bowl games and play in a NCAA sponsored men's basketball event (NCAA or NIT) each of the last 11 seasons.



SDSU is one of two California football teams - FBS or NFL - to reach the postseason in each of the last six seasons. SDSU is tied with USC for the second-best football record in California, trailing only Stanford, since the start of the 2010 campaign.



INSIDE THE NUMBERS

■ California Schools Football Winning Percentage / Since Fall of 2010

Rk.	School	W	L	Pct.	Bowls
1.	Stanford	73	18	.802	6
2.	San Diego State	61	28	.685	6
3.	USC	59	30	.663	4
4.	UCLA	51	38	.573	5
5.	Fresno State	42	46	.477	4
6.	San José State	35	50	.412	2
7.	California	33	51	.393	2

■ Most Coaching Victories Through First Five Seasons / San Diego State

Rk.	Coach	Wins	Seasons
1.	Claude Gilbert	45	1973-74-75-76-77
2.	Rocky Long	43	2011-12-13-14-15
3.	Don Coryell	38	1961-62-63-64-65
4.	Ted Tollner	32	1994-95-96-97-98
5.	Al Luginbill	31	1989-90-91-92-93

■ All-Time Mountain West Coaching Victories

Rk.	Coach	Wins
1.	Rocky Long	114
2.	Gary Patterson	77
3.	Troy Calhoun	74
4.	Sonny Lubick	59
5.	Kyle Whittingham	57

■ Current Mountain West Coaching Victories (counts only wins while at an MW school)

Rk.	School	Wins
1.	Rocky Long	114
2.	Troy Calhoun	74
3.	Bryan Harsin	31
4.	Tim DeRuyter	30
5.	Matt Wells	28

LONG'S SITUATIONAL RECORD

Overall	117-93
at San Diego State	52-24
at New Mexico	65-69
Home	69-39
San Diego, Calif.	30-10
Albuquerque, N.M.	39-29
Road	46-50
at San Diego State	20-13
Neutral	2-4
Scoring 41+ Points	33-1
Scoring 20+ Points	115-38
Allowing 20- Points	71-13
Conference Games	77-50
MW Games	76-43
3-Point or Closer	20-15
7-Point or Closer	42-34

THE LONG FACTOR

Below is a look at the two seasons prior to Rocky Long joining the SDSU staff, the next two seasons in which he served as the Aztecs' defensive coordinator and the last five-plus seasons in which he is the head coach (and defensive coordinator):

Category	2007-08	09-10	11-16
Record	6-18	13-12	52-24
MW Record	3-13	7-9	36-9
Opp. PPG	35.8	26.1	22.3
Opp. Total Offense/G	479.5	367.3	343.1

BOWL GAMES AS A COACH

San Diego State	UCLA
2015 Hawai'i Bowl	1998 Cotton Bowl
2014 Poinsettia Bowl	
2013 Famous Idaho Potato Bowl	
2012 Poinsettia Bowl	
2011 New Orleans Bowl	
2010 Poinsettia Bowl	

New Mexico

2007 New Mexico Bowl
2006 New Mexico Bowl
2004 Emerald Bowl
2003 Las Vegas Bowl
2002 Las Vegas Bowl

MOUNTAIN WEST VICTORIES

Rk.	Name, Team	Wins
1.	Rocky Long, UNM-SDSU*	114
2.	Gary Patterson, TCU	77
3.	Troy Calhoun, Air Force*	74
4.	Sonny Lubick, Colorado State	59
5.	Kyle Whittingham, Utah	57

Includes all victories while team was in the league since the inception of the MW.

* - indicates current active coach in the MW



ROCKY LONG

Three-Time Mountain West Coach of the Year (2002, 2012, 2015)

Sixth Season As San Diego State Head Coach (52-24) | Eighth Season As Def. Coord. At SDSU
17th Season Overall As Head Coach (117-93)

DID YOU KNOW?

- Was one of four NCAA players who visited U.S. servicemen in Vietnam in the summer of 1971, spending two weeks visiting different U.S. bases
- Bobby Knight paid Long a home visit and recruited the two-sport athlete to play basketball at Army
- Left New Mexico as the all-time leading rusher (2,071 yards) and threw just 23 interceptions in 30 career games

COACHING HIGHLIGHTS

- Has the most all-time victories in the Mountain West with 114 (three of his previous 117 wins came in the WAC).
- Was named the Mountain West Coach of the Year in 2002 and again in 2012.
- In his 16th season as a head coaching experience and has spent 18-plus seasons as a defensive coordinator.

AT SAN DIEGO STATE

- Became San Diego State's 18th head football coach on Jan. 12, 2011.
- Was the defensive coordinator at SDSU from 2009-10.
- In 2012, led the Aztecs to a share of the Mountain West title at 7-1. It was San Diego State's first Mountain West championship and first league title since 1998. The Aztecs then won the MW title last year, defeating Air Force, 27-24, in the MW Championship game.

COACHING PRIOR TO SAN DIEGO STATE

- Compiled a school-record 65 victories and led the Lobos to five bowl game appearances in his final seven seasons. His teams were bowl eligible in seven of his last eight campaigns.
- In his final nine seasons in Albuquerque, Long's defensive units ranked among the top 30 in fewest yards allowed six times and among the top 40 against the rush every year. In both 2001 and 2003, New Mexico's defense ranked fifth nationally in fewest rushing yards allowed per game.
- While at New Mexico, he coached 13 players selected in the NFL Draft, 10 players who earned All-America honors and had a MWC-high 34 first-team all-conference selections since 2003.
- Prior to accepting the head coaching position at New Mexico, Long served as defensive coordinator for 12 seasons at three different schools. He was the defensive coordinator for two years under Bob Toledo at UCLA in 1996-97, for five seasons at Oregon State from 1991-95, and for five campaigns at Wyoming from 1981-85.
- Also served as an assistant coach at TCU, with the CFL's British Columbia team and started his career at New Mexico as a graduate assistant coach in 1972.

PLAYING EXPERIENCE:

- Originally a defensive back, Long became a three-year starter at quarterback for the Lobos from 1969-71. He earned team most valuable player honors and was the Western Athletic Conference Offensive Player of the Year as a senior.
- Long played professionally in the CFL with British Columbia in 1972-73 and 1975-76. He also competed in the World Football League with the Detroit Wheels in 1974.
- Attended Alta Loma High School in Alta Loma, Calif.

PERSONAL:

- Both of Long's daughters are head coaches at the university level. Roxanne was hired in July of 2012 as the head women's basketball coach at Rogers State University (NAIA) in Claremore, Okla., after four years in the same position at Texas Lutheran (NCAA Division III). Hannah, meanwhile, is the head volleyball coach at Southwestern University, an NCAA Division III school in Georgetown, Texas. She is a four-time conference coach of the year, having compiled a 306-79 (.795) record in 10 years, including a pair of regional finals appearances in 2008 and 2009.

Rocky Long Head Coaching Record

Year	Record	League	Finish	Home	Away	Neutral	Bowl Game
1998	New Mexico 3-9	1-7	7th, WAC	2-4	1-5		
1999	New Mexico 4-7	3-4	T-5th, MW	3-3	1-4		
2000	New Mexico 5-7	3-4	T-5th, MW	3-3	2-4		
2001	New Mexico 6-5	4-3	T-3rd, MW	4-2	2-3		
2002	New Mexico 7-7	5-2	2nd, MW	5-1	2-5	0-1	Las Vegas Bowl, UCLA (L, 13-27)
2003	New Mexico 8-5	5-2	2nd, MW	5-2	3-2	0-1	Las Vegas Bowl, Oregon State (L, 14-55)
2004	New Mexico 7-5	5-2	2nd, MW	3-2	4-2	0-1	Emerald Bowl, Navy (L, 19-34)
2005	New Mexico 6-5	4-4	T-4th, MW	2-3	4-2		
2006	New Mexico 6-7	4-4	5th, MW	3-5	3-2		New Mexico Bowl, San José State (L, 12-20)
2007	New Mexico 9-4	5-3	T-3rd, MW	6-1	3-3		New Mexico Bowl, Nevada (W, 23-0)
2008	New Mexico 4-8	2-6	T-6th, MW	3-3	1-5		
UNM TOTALS	65-69	41-41		39-29	26-37	0-3	1-4
Year	Record	League	Finish	Home	Away	Neutral	Bowl Game
2011	San Diego State 8-5	4-3	4th, MW	4-3	4-1	0-1	New Orleans Bowl, La.-Lafayette (L, 30-32)
2012	San Diego State 9-4	7-1	T-1st, MW	6-2	3-2		Poinsettia Bowl, Brigham Young (L, 6-23)
2013	San Diego State 8-5	6-2	2nd, MW-West	3-3	4-2	1-0	Famous Idaho Potato Bowl, Buffalo (W, 49-24)
2014	San Diego State 7-6	5-3	T-1st, MW-West	6-1	1-5		Poinsettia Bowl, Navy (L, 16-17)
2015	San Diego State 11-3	8-0	1st, MW	6-1	4-2	1-0	Hawai'i Bowl (W, 42-7)
2016	San Diego State 9-1	6-0		5-0	4-1		
SDSU TOTALS	52-24	36-9		30-10	20-13	2-1	2-3
OVERALL TOTALS	117-93	77-50		69-39	46-50	2-4	3-6

AZTEC COACHING STAFF



Rocky Long

FIELD

HC/Def. Coord., 6th Year (New Mexico '74)

- Named SDSU's head coach on Jan. 12, 2011, after serving two seasons as the defensive coordinator.
- Has 16 years of head coaching experience (New Mexico, 1998-2008) and 18 years service as a defensive coordinator (San Diego State, 2009-; UCLA, 1996-97; Oregon State, 1991-95; Wyoming, 1981-85).
- Owns the most victories of any Mountain West head coach in the league's history. Was named the league's coach of the year in 2002, 2012 and 2015.



Jeff Horton

FIELD

Assoc. HC/OC/RBs, 6th Year (Nevada '81)

- Spent the final five games of 2011 as the interim head coach at Minnesota, leading the Gophers to a 2-3 record (team was 1-6 before his promotion) with victories over bowl-bound Illinois and Iowa.
- Also had head coaching stints at UNLV (1994-98) and Nevada (1993).
- Started his collegiate coaching career in 1984 as a graduate assistant at Minnesota under legendary head coach Lou Holtz.



Bobby Hauck

FIELD

Assoc. HC/Special Teams Coord., 2nd Year (Montana '88)

- Enters his second season as SDSU's special teams coordinator and his first as an associate head coach.
- Served as a head coach from 2003-14, with stops at Montana (2003-09) and UNLV (2010-14).
- Has coached special teams in 23 of the past 24 seasons.
- Has coached in the Mountain West, Pac-12 (three different schools) in addition to his extensive experience in the FCS.



Zach Arnett

FIELD

Linebackers, 6th Year (New Mexico '09)

- Was promoted to linebackers coach in the spring of 2014 after spending three years as a defensive graduate assistant.
- Played collegiately for four seasons at New Mexico under current San Diego State head coach Rocky Long.
- Served as a team captain for the Lobos as a senior in 2008, helping UNM rank 36th nationally in rushing defense.
- Also excelled in the classroom, earning first-team Academic All-America honors in 2008.



Hunkie Cooper

FIELD

Wide Receivers, 2nd Year (UNLV '91)

- Previously served as the head coach at Canyon Springs High School (Las Vegas, Nev.) from 2009-14.
- Led CSHS to the Sunrise Region playoffs all six seasons and was a three-time Northeast Sunrise Divisional Coach-of-the-Year honoree.
- Was selected the fifth-greatest player in Arena Football League history by the league's Silver Anniversary Committee.
- Played under current offensive coordinator and associate head coach Jeff Horton at UNLV.



Danny Gonzales

FIELD

Safeties, 6th Year (New Mexico '98)

- Previously worked with SDSU head coach Rocky Long at New Mexico as a defensive graduate assistant (1999-02), a video coordinator (2003-05) and a special teams/safeties coach (2005-08).
- Coached Lobo place-kicker John Sullivan to consensus All-America honors in 2007.
- Earned three letterwinners as a punter and safety at UNM, where he won the Chuck Cummings Memorial Award for morale and spirit.



Ernie Lawson

BOX

Defensive Line, 1st Year (San Diego State '10)

- Enters his first season at SDSU, coaching the offensive line.
- Served two seasons as a coach at the high school level.
- Was a graduate assistant at Michigan, working with the linebackers and defensive line.
- A San Diego State graduate and four-year letterwinner for SDSU from 2007-10, he captained the 2010 Aztecs as a senior and was an Honorable Mention All-Mountain West performer.



Blane Morgan

BOX

Quarterbacks, 2nd Year (Air Force '99)

- Previously coached 12 seasons at Air Force, including his final seven as the Falcons' offensive coordinator/quarterbacks coach.
- Helped the Falcons rank 24th in the nation in pass efficiency rating (139.1) and third in yards per completion (14.8) from 2007-14.
- Air Force made a bowl game in seven of the eight years he served as the offensive coordinator, while posting a 59-44 (.573 record).
- Is the only QB in AFA history to guide the Falcons to an outright conference title.



Mike Schmidt

FIELD

Offensive Line, 5th Year (San Diego St. '09)

- A 2009 graduate of San Diego State, who served as a graduate assistant coach in 2010 and 2011.
- Since joining the staff as a full-time assistant in 2012, SDSU ranks 20th nationally in rushing yardage per game (209.6).
- A former walk-on on the defensive line who earned four letters at SDSU from 2005-08 as an offensive lineman.
- Was a team captain as a senior.



Tony White

BOX

Cornerbacks/Recruiting, 8th Year (UCLA '02)

- Came to San Diego State after spending 2008 alongside current Aztec head coach Rocky Long at New Mexico. White was in charge of the Lobos' linebackers.
- In 2008, White coached two honorable mention all-conference linebackers in Zach Arnett and Herbert Felder.
- Was a three-year starter and four-year letterman at outside linebacker for UCLA from 1997-2000.

SAN DIEGO STATE ROSTER

Alphabetical			Numerical							
No.	Name	Pos.	No.	Name	Pos.	Ht.	Wt.	Yr.	Exp.	Hometown (High School/College)
72	Achayo, Derrick	OL	2	Christian Cumberlander	WR	6-3	205	Jr.	1L	West Point, Ga. (Jireh Prep (Matthews, N.C.))
9	Agnew, Ryan	QB	3	Trey Lomax	S	5-11	195	Jr.	2L	San Diego, Calif. (Mira Mesa High)
97	• Anderson III, Curtis	WR	4	Kendrick Mathis	WR	6-0	195	Sr.	1L	Ventura, Calif. (Buena High)
49	Artopoulos, Troy	TE	5	Chase Favreau	WR	6-1	200	Jr.	2L	Huntington Beach, Calif. (Edison High)
33	Baldwin, Parker	S	6	Mikah Holder	WR	6-0	180	Jr.	2L	Oceanside, Calif. (Oceanside High)
29	• Baron II, John	K/P	7	Kameron Kelly	S	6-2	195	Jr.	2L	Murphy, Texas (Wylie High)
58	Barrett, Alex	DL	9	Ryan Agnew	QB	6-0	185	Fr.	RS	Southlake, Texas (Carroll High)
15	Bawden, Nick	FB	10	Christian Chapman	QB	6-0	200	So.	1L	Carlsbad, Calif. (Carlsbad High)
66	Bécar, Jordan	OL	10	Jeff Clay	S	6-0	195	Fr.	RS	Lancaster, Calif. (Antelope Valley High)
50	Bernard, Turner	LS	11	Will Stricklin II	S	6-0	200	Fr.	HS	San Marcos, Calif. (Mission Hills High)
30	Binkley, Garrett	CB	12	Malik Smith	S	6-0	190	Sr.	3L	Compton, Calif. (Dominguez High)
91	Blain, Tanner	P	13	Daniel Prieto	QB	5-11	165	So.	TR	Simi Valley, Calif. (Newbury Park High/El Camino College)
96	• Boudreau, Neil	P	14	Parie Dedeaux	S	6-1	180	Fr.	HS	Los Angeles, Calif. (Dorsey High)
49	• Bringuel, Josh	LB	14	Mason Hall	QB	6-3	195	Fr.	RS	Smyrna, Tenn. (Stewarts Creek High)
17	• Brown, Casey	QB	15	Nick Bawden	FB	6-3	240	Jr.	1L	Los Gatos, Calif. (Los Gatos High)
96	• Browne, Thomas	DL	16	Dwayne Parchment	S	5-11	195	Fr.	RS	Fontana, Calif. (Kaiser High)
89	Brunskill, Daniel	OL	17	Ron Smith	CB	6-0	170	Fr.	RS	Oakland, Calif. (St. Mary's High)
48	• Cabrera, Israel	S	17	Casey Brown	QB	6-0	170	Fr.	HS	La Jolla, Calif. (La Jolla High)
37	• Cabrera, Liam	WR	18	Trenton Thompson	S	6-2	185	Fr.	HS	Palm Springs, Calif. (Palm Springs High)
34	• Carroll, John	LB	18	Jimmy Walker	QB	6-3	215	Jr.	TR	Redlands, Calif. (Redlands High/Cerritos College)
42	Cassidy, Troy	LB	19	Donnel Pumphrey	RB	5-9	180	Sr.	3L	Las Vegas, Nev. (Canyon Springs High)
86	Chaney, Jerry	WR	20	Rashaad Penny	RB	5-11	220	Jr.	2L	Norwalk, Calif. (Norwalk High)
10	• Chapman, Christian	QB	21	Na'im McGee	S	6-0	200	Sr.	2L	Oakland, Calif. (Saint Mary's High/Diablo Valley College)
68	Cheatum, Myles	DL	22	Chase Jasmin	RB	5-11	185	Fr.	HS	Agoura Hills, Calif. (Westlake High)
10	• Clay, Jeff	S	22	Kalan Montgomery	CB	6-1	185	Jr.	2L	Compton, Calif. (Dominguez High)
2	Cumberlander, Christian	WR	23	Damontae Kazez	CB	5-11	190	Sr.	3L	San Bernardino, Calif. (Cajon High)
14	• Dedeaux, Parie	S	26	Marcus Stamps	RB	6-1	215	Jr.	2L	Los Angeles, Calif. (Jefferson High)
79	Dixon, Daishawn	OL	27	Kyree Woods	CB	6-0	175	Fr.	HS	Mesa, Ariz. (Chandler High)
48	• Dodds, Taylor	WR	29	John Baron II	K/P	5-11	190	So.	SQ	Temecula, Calif. (Chaparral High)
57	• Dunn, Ryan	LB	29	Juwan Washington	RB	5-7	190	Fr.	RS	Kennedale, Texas (Kennedale High)
47	• Ellis, Marc	WR	30	Garrett Binkley	CB	5-9	170	Fr.	RS	Ramona, Calif. (Ramona High)
5	Favreau, Chase	WR	32	Taylor Hawkins	CB	6-1	185	Fr.	HS	Palm Springs, Calif. (Palm Springs High)
63	Fincher, Trenton	OL	33	Parker Baldwin	S	6-2	215	So.	1L	Siloam Springs, Ark. (Siloam Springs High)
80	Fitzpatrick, Brandon	S	34	John Carroll	LB	6-2	225	Fr.	RS	Santa Clarita, Calif. (St. Francis High)
70	Flores, Arthur	OL	34	Isaac Lessard	FB	6-3	230	Fr.	RS	Sacramento, Calif. (Jesuit High)
94	Gardner, Jondarius	DL	35	Kevin Walcott	CB	5-11	195	Jr.	1L	Los Angeles, Calif. (Washington Prep High)
62	Gerhard, Nick	OL	35	Grady Vazquez	FB	6-1	225	Fr.	HS	Ramona, Calif. (Ramona High)
14	• Hall, Mason	QB	36	Josh Hill	WR	5-9	180	So.	HS	Los Angeles, Calif. (Dorsey High)
95	Hall, Noble	DL	36	Keoni Stallworth	S	6-1	190	Fr.	HS	Elk Grove, Calif. (Cosumnes Oaks High)
99	Hanlon, Forrest	DL	37	Liam Cabrera	WR	5-10	190	Fr.	RS	Canyon Country, Calif. (Canyon High)
53	• Harper, Temerrick	LB	37	Dwayne Johnson, Jr.	S	6-2	190	Fr.	HS	Murrieta, Calif. (Vista Murrieta High)
32	Hawkins, Tayler	CB	38	Dru Mathis	LB	6-3	205	Fr.	HS	Ventura, Calif. (Buena High)
46	Henderson, Jay	DL	38	Alex Valenzuela	FB	6-0	240	Fr.	HS	Chula Vista, Calif. (Otay Ranch High)
36	• Hill, Josh	WR	39	Ronley Lakalaka	LB	6-0	235	So.	1L	Kalihi, Hawaii (Punahou High)
47	• Himphill, Kaelin	WR	40	Randy Ricks	LB	6-5	230	Sr.	1L	Las Vegas, Nev. (Legacy High/Arizona Western Community College)
6	Holder, Mikah	WR	41	Dominic Rose	WR	6-2	190	Fr.	RS	King City, Calif. (King City High)
82	Houston, Parker	TE	41	Dakota Turner	FB	6-3	250	Jr.	2L	Mililani, Hawaii (Mililani High)
60	Ismael, Keith	OL	42	Troy Cassidy	LB	6-3	210	Fr.	HS	Carlsbad, Calif. (Carlsbad High)
22	• Jasmin, Chase	RB	43	Austin Wyatt-Thayer	LB	6-5	230	Sr.	1L	Paradise, Calif. (Paradise High/Sierra College)
37	• Johnson, Jr., Dwayne	S	43	Kaylen Williams	WR	6-4	180	Fr.	HS	Los Angeles, Calif. (Cathedral High)
81	Judge, Eric	WR	44	Kyahva Tezino	LB	6-0	230	Fr.	RS	Los Angeles, Calif. (Salesian High)
23	Kazez, Damontae	CB	44	Chad Woolsey	RB	6-1	205	So.	TR	Vista, Calif. (Rancho Buena Vista High/Santa Barbara City College)
59	• Kelley, Kyle	DL	45	Tyler Wormhoudt	RB	6-1	205	Fr.	HS	Mammoth Lakes, Calif. (Mammoth Lakes High)
7	Kelly, Kameron	S	46	Jay Henderson	DL	6-2	230	Jr.	2L	Phelan, Calif. (Serrano High)
64	Krum, Ryan	OL	47	Kaelin Himphill	LB	6-2	225	Fr.	HS	Hillsboro, Ore. (Liberty High)
39	Lakalaka, Ronley	LB	47	Marc Ellis	WR	6-0	190	Jr.	TR	Granite Bay, Calif. (Granite Bay High/American River College)
34	• Lessard, Isaac	FB	48	Israel Cabrera	S	5-10	180	Fr.	RS	Canyon Country, Calif. (Canyon High)
3	Lomax, Trey	S	48	Taylor Dodds	WR	6-2	190	Fr.	RS	Lake Forest, Calif. (El Toro High)
92	Macklin, Isiah	WR	49	Troy Artopoulos	TE	6-3	230	Fr.	HS	Orcutt, Calif. (Righetti High)
38	• Mathis, Dru	LB	49	Josh Bringuel	LB	6-4	225	Fr.	HS	San Jose, Calif. (Bellarmine Prep)
4	Mathis, Kendrick	WR	50	Turner Bernard	LS	6-1	200	Fr.	HS	Glendale, Ariz. (Mountain Ridge High)
21	McGee, Na'im	S	51	Zachary Oblea	OL	6-2	260	Fr.	HS	San Juan Capistrano, Calif. (San Juan Hills High)
75	Miller, Kwayde	OL	51	Sam Tai	DL	6-3	280	Sr.	SQ	Henderson, Nev. (Liberty High/UCLA)
22	• Montgomery, Kalan	CB	52	Tyler Morris	LB	6-3	225	Jr.	1L	Henderson, Nev. (Foothill High)
61	Moore, Damon	DL	53	Douglas Tucker II	OL	6-5	300	Fr.	HS	Dallas, Texas (Parish Episcopal High)
52	Morris, Tyler	LB	53	Temerrick Harper	LB	6-1	225	Jr.	TR	Fontana, Calif. (Carter High/San Bernardino Valley College)
54	Munson, Calvin	LB	54	Calvin Munson	LB	6-1	245	Sr.	3L	St. Charles, Mo. (Francis Howell High)
98	Murphy, Reggie	OL	55	Chibu Onyeukwu	DL	6-4	240	Jr.	TR	Pittsburg, Calif. (Deer Valley High/Contra Costa College)
57	• O'Brien, Dominic	LB	56	Nico Stragusa	OL	6-5	330	Sr.	3L	Chula Vista, Calif. (Mater Dei Catholic High)
51	• Oblea, Zachary	OL	57	Ryan Dunn	LB	6-3	230	Jr.	1L	Alamo, Calif. (San Ramon Valley High/Univ. of Arizona)

Numerical

No.	Name	Pos.	Ht.	Wt.	Yr.	Exp.	Hometown (High School/College)
57	Dominic O'Brien	OL	6-4	290	Fr.	RS	San Pedro, Calif. (San Pedro High/Southern Utah)
58	Alex Barrett	DL	6-3	255	Sr.	3L	Mesa, Ariz. (Desert Ridge High)
59	Kyle Kelley	DL	6-3	260	Sr.	1L	Irvine, Calif. (Woodridge High/Saddleback JC)
59	Conor Perkins	K	5-11	170	Fr.	HS	Henderson, Nev. (Green Valley High)
60	Keith Ismael	OL	6-3	310	Fr.	HS	Daly City, Calif. (Sacred Heart Cathedral Prep)
61	Damon Moore	DL	6-4	245	So.	SQ	Novato, Calif. (San Marin High)
62	Nick Gerhard	OL	6-5	300	Fr.	RS	Arlington, Texas (Mansfield Timberview High)
63	Trenton Fincher	OL	6-8	340	Fr.	HS	Grand Rapids, Mich. (East Kentwood High)
64	Ryan Krum	OL	6-4	320	Sr.	SQ	San Diego, Calif. (Valhalla High/UAB)
65	Sergio Phillips	DL	6-2	295	Jr.	2L	DeSoto, Texas (DeSoto High)
66	Jordan Bécar	OL	6-4	315	Fr.	HS	San Bernadino, Calif. (Cajon High)
67	Antonio Rosales	OL	6-4	295	Jr.	1L	Tucson, Ariz. (Tucson Magnet High)
68	Myles Cheatum	DL	6-2	265	Fr.	RS	Cedar Park, Texas (Cedar Park High)
69	Ryan Simmons	LS	6-1	210	Fr.	RS	Dana Point, Calif. (Dana Hills High)
70	Arthur Flores	OL	6-5	305	Sr.	1L	Denver, Colo. (J.K. Mullen High)
71	Daniel Brunskill	OL	6-5	260	Sr.	3L	Valley Center, Calif. (Valley Center High)
72	Derrick Achayo	OL	6-4	285	Jr.	TR	Roseville, Calif. (Oakmont High/Sierra College)
73	Alfonso Solis	OL	6-2	280	Fr.	RS	Oxnard, Calif. (Channel Islands High)
74	Tyler Roemer	OL	6-7	305	Fr.	HS	Fernley, Nev. (Fernley High)
75	Kwayde Miller	OL	6-7	315	Sr.	1L	Ramona, Calif. (Ramona High)
76	Zach Thomas	OL	6-5	270	Fr.	HS	Carlsbad, Calif. (Carlsbad High)
77	Ryan Pope	OL	6-7	325	So.	RS	Long Beach, Calif. (Lakewood High/Long Beach City College)
78	Joe Salcedo	OL	6-7	295	So.	1L	Santa Barbara, Calif. (Bishop Diego High)
79	Daishawn Dixon	OL	6-5	340	Fr.	RS	San Antonio, Texas (William Howard Taft HS)
80	Brandon Fitzpatrick	S	6-3	190	Fr.	RS	Ramona, Calif. (Ramona High)
81	Eric Judge	WR	6-1	195	Sr.	3L	San Diego, Calif. (San Diego High)
82	Parker Houston	TE	6-3	240	Fr.	HS	Sparks, Nev. (Edward C. Reed High)
83	Kyle Spalding	TE	6-6	270	Fr.	HS	McKinleyville, Calif. (McKinleyville High)
84	Darryl Richardson	TE	6-5	255	Jr.	SQ	Seffner, Fla. (Armwood High)
85	Quest Truxton	WR	6-0	180	Jr.	TR	Newport Harbor, Calif. (Newport Beach High/Golden West College)
86	Jerry Chaney	WR	6-0	190	Fr.	RS	Rancho Cucamonga, Calif. (Rancho Cucamonga High)
87	Kahale Warring	TE	6-6	245	Fr.	RS	Sonora, Calif. (Sonora High)
88	David Wells	TE	6-5	255	Jr.	2L	Clovis, Calif. (Clovis North High)
90	Julian Rochelin	DL	6-5	245	So.	1L	Woodland Hills, Calif. (El Camino Real High)
91	Tanner Blain	P	6-0	205	Sr.	1L	Lindenhurst, Ill. (Lake Community High/El Camino College)
92	Isiah Macklin	WR	6-5	200	Fr.	HS	Las Vegas, Nev. (Green Valley High)
93	Timothy Wilson, Jr.	WR	6-4	190	Fr.	HS	Plano, Texas (Plano East High)
94	Jondarius Gardner	DL	6-4	295	Jr.	TR	Pensacola, Fla. (Pine Forest HS/Mesa Community College)
95	Noble Hall	DL	6-3	265	So.	1L	Las Vegas, Nev. (Valley High)
96	Thomas Browne	DL	6-4	255	Fr.	RS	San Diego, Calif. (St. Augustine High)
96	Neil Boudreau	P	6-3	200	Fr.	HS	Irvine, Calif. (University High)
97	Curtis Anderson III	WR	6-3	200	Sr.	1L	Palmdale, Calif. (Pete Knight High/Antelope Valley College)
97	Jay Williams	DL	6-3	240	Fr.	HS	Moreno Valley, Calif. (Nuview Bridge Early College High)
98	Reggie Murphy	LB	6-5	250	Fr.	RS	Menifee, Calif. (Heritage High)
99	Forrest Hanlon	DL	6-2	240	Fr.	HS	Lemon Grove, Calif. (Helix High)

Alphabetical

No.	Name	Pos.
55	Onyeukwu, Chibu	DL
16	Parchment, Dwayne	S
20	Penny, Rashaad	RB
59	Perkins, Conor	K
65	Phillips, Sergio	DL
77	Pope, Ryan	OL
13	Prieto, Daniel	QB
19	Pumphrey, Donnel	RB
84	Richardson, Darryl	TE
40	Ricks, Randy	LB
90	Rochelin, Julian	DL
74	Roemer, Tyler	OL
67	Rosales, Antonio	OL
41	Rose, Dominic	WR
78	Salcedo, Joe	OL
69	Simmons, Ryan	LS
56	Siragusa, Nico	OL
12	Smith, Malik	S
17	Smith, Ron	CB
73	Solis, Alfonso	OL
83	Spalding, Kyle	TE
36	Stallworth, Keoni	S
26	Stamps, Marcus	RB
11	Stricklin II, Will	S
51	Tai, Sam	DL
44	Tezino, Kyahva	LB
76	Thomas, Zachary	OL
18	Thompson, Trenton	S
85	Truxton, Quest	WR
53	Tucker II, Douglas	OL
41	Turner, Dakota	FB
38	Valenzuela, Alex	FB
35	Vazquez, Grady	FB
35	Walcott, Kevin	CB
18	Walker, Jimmy	QB
87	Warring, Kahale	TE
29	Washington, Juwan	RB
88	Wells, David	TE
97	Williams, Jay	DL
43	Williams, Kaylen	WR
93	Wilson, Jr., Timothy	WR
27	Woods, Kyree	CB
44	Woolsey, Chad	RB
45	Wormhoudt, Tyler	RB
43	Wyatt-Thayer, Austin	LB

* - Duplicate Number

THE COACHING STAFF

Rocky Long (New Mexico '74) Head Coach/Defensive Coordinator, 6th season as head coach at SDSU/8th overall; **Jeff Horton** (Nevada '81) Associate Head Coach/Offensive Coordinator/Running Backs, 2nd season as offensive coordinator/6th overall; **Bobby Hauck** (Montana '87) Associate Head Coach/Special Teams Coordinator, 2nd season; **Zach Arnett** (New Mexico '09) Linebackers, 3rd season/6th overall; **Hunkie Cooper** (UNLV '91) Wide Receivers, 2nd season; **Danny Gonzales** (New Mexico '98) Safeties, 6th season; **Ernie Lawson** (San Diego State '10) Defensive Line, 1st season; **Blane Morgan** (Air Force '99) Quarterbacks, 2nd season; **Mike Schmidt** (San Diego State '09) Offensive Line, 5th season/7th overall; **Tony White** (UCLA '02) Cornerbacks/Recruiting Coordinator, 8th season; **Kevin McGarry** (USD '79) Director of Player Personnel, 3rd season/6th overall; **Adam Hall** (San Diego State '05) Assistant Athletic Director for Strength & Conditioning, 5th season; **Jashon Sykes** (Colorado '02) Assistant Athletic Director - Football Operations, 4th season; **Jake Laudenslayer** (Cal Lutheran '11) Graduate Assistant, 3rd season; **Zach Shultis** (Cal Lutheran, 2012), Graduate Assistant, 3rd season; **Zach Shapiro** (San Diego State, 2010), Graduate Assistant, 2nd season; **Demetrius Sumler** (Colorado) Graduate Assistant, 1st season; **Derrick Baker** (San Diego State, 2014), Assistant Strength & Conditioning, 1st season

PRONUNCIATION GUIDE

No. 5 Chase Favreau	FAHV-row
No. 12 Malik Smith	Mah-LEEK
No. 14 Parie Dedeaux	PARE-ee Duh-DOE
No. 21 Na'im McGee	NYE-eeM
No. 22 Kalan Montgomery	KAY-len
No. 23 Damontae Kazee	KAY-zee
No. 31 Derek Babish	BAB-ish
No. 34 Issac Lessard	less-ARD
No. 36 Keoni Stallworth	KEY-ah-knee

No. 39 Ronley Lakalaka	ron-LEE LOCK-AH-LOCK-AH
No. 44 Kyahva Tezino	Key-AH-va Tah-ZEENO
No. 45 Fred Melifonwu	Mel-ah-FAWN-wu
No. 51 Sam Tai	TIE
No. 55 Chibu Onyeukwu	CHEE-boo On-YOU-koo
No. 56 Nico Siragusa	KNEE-co SARA-goose-ah
No. 62 Nick Gerhard	GAIR-hard
No. 72 Derrick Achayo	Ah-CHY-ah
No. 75 Kwayde Miller	KWAYD

No. 78 Joe Salcedo	sal-SEE-do
No. 87 Kahale Warring	Kah-HALL-ay WHERE-ing
No. 90 Julian Rochelin	ROSH-ah-lin
No. 94 Jondarius Gardner	JOHN-dare-ee-iss

Bobby Hauck	HOWK
Jashon Sykes	JAY-shawn

SDSU DEPTH CHART vs. WYOMING

Players in red are returning starters from the 2015 season. Underlined players are newcomers or freshmen who redshirted last year.

OFFENSE

LEFT TACKLE (LT)	GP	GS
75 Kwayde Miller, 6-7, 315, Sr.*	27	24
<u>74 Tyler Roemer, 6-7, 305, Fr.-HS</u>	0	0
LEFT GUARD (LG)	GP	GS
56 Nico Siragusa, 6-5, 330, Sr.***	50	38
<u>60 Keith Ismael, 6-3, 310, Fr.-HS</u>	0	0
CENTER (C)	GP	GS
70 Arthur Flores, 6-5, 305, Sr.*	24	24
<u>62 Nick Gerhard, 6-5, 300, Fr.-RS</u>	5	0
RIGHT GUARD (RG)	GP	GS
67 Antonio Rosales, 6-4, 295, Jr.*	16	10
79 Daishawn Dixon, 6-5, 340, Fr.-RS	10	0
RIGHT TACKLE (RT)	GP	GS
71 Daniel Brunskill, 6-5, 260, Sr.***	50	28^
77 Ryan Pope, 6-7, 325, So.-SQ	8	0
^ - First 40 GP (and 18 GS) at tight end		
WIDE RECEIVER (X)	GP	GS
97 Curtis Anderson III, 6-3, 200, Sr.*	17	5
81 Eric Judge, 6-1, 195, Sr.***	49	11
RUNNING BACK (RB)	GP	GS
19 Donnel Pumphrey, 5-9, 180, Sr.***	50	37
20 Rashaad Penny, 5-11, 220, Jr.**	37	4
QUARTERBACK (QB)	GP	GS
10 Christian Chapman, 6-0, 200, So.*	19	12
9 Ryan Agnew, 6-0, 185, Fr.-RS	6	0
FULLBACK (FB)	GP	GS
15 Nick Bowden, 6-3, 240, Jr.*	23	9^
<u>34 Isaac Lessard, 6-3, 230, Fr.-RS</u>	7	0
^ - 2 GS at quarterback		
TIGHT END (TE)	GP	GS
88 David Wells, 6-5, 255, Jr.**	36	10
<u>82 Parker Houston, 6-3, 240, Fr.-HS</u>	6	3
WIDE RECEIVER (Z)	GP	GS
6 Mikah Holder, 6-0, 180, Jr.**	33	20
<u>85 Quest Truxton, 6-0, 180, Jr.-TR</u>	10	0

SPECIAL TEAMS

PUNTER (P)	GP	GS
91 Tanner Blain, 6-0, 205, Sr.*	24	24
<u>96 Neil Boudreau, 6-3, 200, Fr.-HS</u>	0	0
PLACEKICKER (PK)	GP	GS
29 John Baron II, 5-11, 190, So.-SQ	10	10
<u>59 Conor Perkins, 5-11, 170, Fr.-HS</u>	0	0
KICKOFFS (KO)	GP	GS
29 John Baron II, 5-11, 190, So.-SQ	10	10
<u>59 Conor Perkins, 5-11, 170, Fr.-HS</u>	0	0
HOLDER (H)	GP	GS
91 Tanner Blain, 6-0, 205, Sr.*	24	24
5 Chase Favreau, 6-1, 200, Jr.**	28	0

DEFENSE

DEFENSIVE END (DE)	GP	GS
59 Kyle Kelley, 6-3, 260, Sr.*	36	12
41 Dakota Turner, 6-3, 250, Jr.**	28	3&
& - First 3 GP this year (and starts) came at fullback		
DEFENSIVE TACKLE (DT)	GP	GS
95 Noble Hall, 6-3, 265, So.* OR	21	13
65 Sergio Phillips, 6-2, 295, Jr.**	25	0
DEFENSIVE END (DE)	GP	GS
58 Alex Barrett, 6-3, 255, Sr.***	46	34
90 Julian Rochelin, 6-5, 245, So.*	20	0
LINEBACKER (LB)	GP	GS
54 Calvin Munson, 6-1, 245, Sr.***	48	37
<u>42 Troy Cassidy, 6-3, 210, Fr.-HS</u>	7	0
MIDDLE LINEBACKER (MLB)	GP	GS
57 Ryan Dunn, 6-3, 230, Jr.*	23	19
46 Jay Henderson, 6-2, 230, Jr.**	25	0
LINEBACKER (LB)	GP	GS
39 Ronley Lakalaka, 6-0, 235, So.* OR	21	9
43 Austin Wyatt-Thayer, 6-5, 230, Sr.*	22	2
CORNERBACK (CB)	GP	GS
<u>17 Ron Smith, 6-0, 170, Fr.-RS</u>	10	2
<u>27 Kyree Woods, 6-0, 175, Fr.-HS</u>	3	0
WARRIOR (WAR)	GP	GS
12 Malik Smith, 6-0, 190, Sr.***	49	37
<u>18 Trenton Thompson, 6-2, 185, Fr.-HS</u>	4	0
AZTEC (AZ)	GP	GS
33 Parker Baldwin, 6-2, 215, So.*	24	5
3 Trey Lomax, 5-11, 195, Jr.**	27	23
WARRIOR (WAR)	GP	GS
3 Trey Lomax, 5-11, 195, Jr.** OR	27	23
7 Kameron Kelly, 6-2, 195, Jr.**	29	13
CORNERBACK (CB)	GP	GS
23 Damontae Kazee, 5-11, 190, Sr.***	49	37
22 Kalan Montgomery, 6-1, 185, Jr.**	37	2

START CHART

Offense	2016	Streak	Career			
Donnel Pumphrey, RB	10	37	38			
Nico Siragusa, OL	10	37	38			
Daniel Brunskill, TE/OL	10	24	28			
Arthur Flores, OL	10	24	24			
Kwayde Miller, OL	10	24	24			
Mikah Holder, WR	9	3	20			
Christian Chapman, QB	10	12	13			
Antonio Rosales, OL	10	10	10			
David Wells, TE	10	10	10			
Nick Bowden, QB/FB	7	7	9			
Eric Judge, WR	3	0	12			
Curtis Anderson III, WR	4	1	5			
Chase Favreau, WR	0	0	5			
Rashaad Penny, RB	0	0	4			
Parker Houston, TE	3	0	3			
Dakota Turner, DL/FB	3	0	3			
Darryll Richardson, TE	1	0	1			
Christian Cumberlander, WR	0	0	1			
Defense	2016	Streak	Career			
Damontae Kazee, CB	10	37	37			
Calvin Munson, LB	10	37	37			
Malik Smith, WAR	10	37	37			
Alex Barrett, DL	10	24	34			
Na'im McGee, AZ	5	0	30			
Trey Lomax, WAR	10	10	23			
Ryan Dunn, LB	6	6	19			
Kameron Kelly, WAR	0	0	13			
Noble Hall, DL	10	10	13			
Kyle Kelley, DL	10	12	12			
Ronley Lakalaka, LB	9	8	9			
Derek Babiash, CB	6	0	6			
Randy Ricks, LB	4	0	6			
Parker Baldwin, AZ	5	5	5			
Ron Smith, CB	2	2	2			
Kalan Montgomery, CB	2	0	2			
Austin Wyatt-Thayer, LB	1	0	2			
Career Starts (Off/Def)	'12	'13	'14	'15	'16	Total
Nico Siragusa, OL	RS	1	13	14	10	38
Donnel Pumphrey, RB	-	1	13	14	10	38
Damontae Kazee, CB	RS	0	13	14	10	37
Calvin Munson, LB	-	0	13	14	10	37
Malik Smith, WAR	-	0	13	14	10	37
Alex Barrett, DL	RS	0	10	14	10	34
Na'im McGee, AZ	-	-	11	13	5	29
Daniel Brunskill, TE/OL	RS	0	4	14	10	28
Arthur Flores, OL	RS	0	0	14	10	24
Kwayde Miller, OL	RS	0	0	14	10	24
Trey Lomax, WAR	RS	11	2	10	23	23
Mikah Holder, WR	-	-	0	11	9	20
Ryan Dunn, LB	-	-	RS	13	6	19
Kameron Kelly, WAR	-	-	0	13	0	14
Noble Hall, DL	-	-	RS	3	10	13
Christian Chapman, QB	-	-	RS	2	10	12
Eric Judge, WR	RS	1	5	2	3	11
Kyle Kelley, DL	-	-	-	1	10	11
Antonio Rosales, OL	-	RS	0	0	10	10
David Wells, TE	-	RS	0	0	10	10
Ronley Lakalaka, LB	-	-	-	0	9	9
Nick Bowden, QB/FB	-	-	-	2	7	9
Derek Babiash, CB	-	-	RS	0	6	6
Randy Ricks, LB	-	-	-	2	4	6
Parker Baldwin, AZ	-	-	-	0	5	5
Curtis Anderson, WR	-	-	-	1	4	5
Chase Favreau, WR	-	RS	0	5	0	5
Rashaad Penny, RB	-	-	0	4	0	4
Dakota Turner, DL/FB	-	RS	0	0	3	3
Parker Houston, TE	-	-	-	-	3	3
Ron Smith, CB	-	-	-	RS	2	2
Austin Wyatt-Thayer, LB	-	-	-	1	1	2
Christian Cumberlander, WR	-	RS	0	1	0	1

Game 1

NEW HAMPSHIRE	0	0	0	0	-	0
SAN DIEGO STATE	14	7	3	7	-	31

Sept. 3 | Qualcomm Stadium | San Diego, Calif. | 5:35 p.m. PT | Attendance: 46,486



TEAM STATISTICS

	UNH	SDSU
FIRST DOWNS	8	19
Rushing	4	7
Passing	3	11
Penalty	1	1
NET YARDS RUSHING	71	170
Rushing Attempts	31	41
Average Per Rush	2.3	4.1
Rushing Touchdowns	0	2
Yards Gained Rushing	104	189
Yards Lost Rushing	33	19
NET YARDS PASSING	70	291
Completions-Attempts-Int	7-20-1	17-26-0
Average Per Attempt	3.5	11.2
Average Per Completion	10.0	17.1
Passing Touchdowns	0	2
TOTAL OFFENSE YARDS	141	461
Total offense plays	51	67
Average Gain Per Play	2.8	6.9
Fumbles: Number-Lost	0-0	0-0
Penalties: Number-Yards	8-49	9-70
PUNTS-YARDS	12-460	8-295
Average Yards Per Punt	38.3	36.9
Net Yards Per Punt	37.0	29.6
Inside 20	5	1
50+ Yards	0	0
Touchbacks	0	2
Fair catch	5	2
KICKOFFS-YARDS	1-46	6-386
Average Yards Per Kickoff	46.0	64.3
Net Yards Per Kickoff	37.0	43.0
Touchbacks	0	4
Punt returns: Number-Yards-TD	2-18-0	3-16-0
Average Per Return	9.0	5.3
Kickoff returns: Number-Yds-TD	2-28-0	1-9-0
Average Per Return	14.0	9.0
Interceptions: Number-Yds-TD	0-0-0	1-0-0
Fumble Returns: Number-Yds-TD	0-0-0	0-0-0
Miscellaneous Yards	0	0
Possession Time	25:31	34:29
1st Quarter	7:42	7:18
2nd Quarter	6:34	8:26
3rd Quarter	5:46	9:14
4th Quarter	5:29	9:31
Third-Down Conversions	0 of 14	5 of 15
Fourth-Down Conversions	1 of 1	0 of 0
Red-Zone Scores-Chances	0-0	4-4
Touchdowns	0-0	3-4
Field goals	0-0	1-4
Sacks By: Number-Yards	2-12	4-26
PAT Kicks	0-0	4-4
Field Goals	0-0	1-1
Points off turnovers	0	7

▶▶ GAME NOTES

Big Notes

- The Aztecs shut out an opponent for the first time since Nicholls State on Sept. 4, 2010 (W, 47-0).
- San Diego State won its 11th consecutive game. It is the Aztecs' longest win streak since a 21-game winning streak from 1968-70 and is the second-longest active winning streak in FBS (Alabama, 13).
- The Aztecs won their sixth straight home game, outscoring its opponents, 196-62 (32.7-10.3).
- San Diego State held New Hampshire to just 141 yards of total offense, the ninth fewest in a game in DI history.
- SDSU did not allow a third-down conversion on 14 attempts, which were the third-most attempts in the nation without a conversion since 2011.
- Mikah Holder finished with 160 receiving yards, tied for the 74th most in a game in school history.
- SDSU's Christian Chapman completed an 86-yard touchdown pass to Mikah Holder in the first quarter, tied for the seventh-longest pass play in school history and longest since Ryan Lindley had a 90-yard pass to Vincent Brown on Nov. 20, 2010 vs. Utah.

Season-Opener Notes

- The Aztecs won their third consecutive season opener. It is the first time that SDSU has won three straight lidlifters since winning five in a row from 1993-97.
- SDSU is now 49-40-5 in season-opening games, including a 24-23-1 mark in the Division I era (since 1969). San Diego State is 4-2 in season openers under Rocky Long.
- The Aztecs improved to 21-7-1 in the Division I era when their opener is at home.

Team Notes

- SDSU improved to 19-2 since 2003 when leading by 14-plus points in the 1st Q.

Aztecs Shut Out New Hampshire, 31-0

SAN DIEGO - San Diego State picked up where it left off last year, rolling to a 31-0 victory over New Hampshire in the 2016 opener at Qualcomm Stadium.

Christian Chapman threw for a career-high 283 yards, including a pair of touchdown strikes to Mikah Holder, and the Aztec defense dominated the Wildcats (0-1) in its first shutout since 2010.

Chapman was 16-for-25 without an interception, improving to 3-0 as the team's starting quarterback.

The win was the 11th straight for San Diego State (1-0), the program's longest streak since winning 21 consecutive games from 1968-70.

Holder finished with a career-best 160 yards on four catches, all in the first half, including an 86-yard grab for the game's first touchdown.

After starting off slowly with three 3-and-outs and just six total yards on nine plays, Chapman found Holder for an 86-yard strike on the first play of the fourth drive to put SDSU on the scoreboard.

After forcing a 3-and-out, one of nine on the day forced by San Diego State, the Aztecs marched 67 yards on just four plays, culminating with a 20-yard touchdown run by Donnel Pumphrey to take a 14-0 lead.

Midway through the second quarter, SDSU made it 21-0 when Chapman found Holder once again, this time from 14 yards out.

In its first drive of the second half, San Diego State put together a 14-play, 71-yard effort over 6:57, before settling on a 33-yard field goal by John Baron II.

The Aztecs capitalized on an interception midway through the fourth quarter as Rashaad Penny punched it from 1-yard out for the final score of the game.

Pumphrey had 98 yards on 21 carries and added four catches for 41 yards.

Eric Judge came up with a game-high five catches for SDSU.

San Diego State ended up outgaining UNH, 461-141.

New Hampshire finished 0-for-14 on 3rd-down conversions. The Aztecs also held the Wildcats to just 70 yards passing (UNH quarterbacks were 7-for-20 with an interception) and an average of 2.8 yards per play. New Hampshire ended up punting 12 times.

Calvin Munson led the SDSU defense with 11 tackles, including two for loss.

Alex Barrett had a monster game, posting five tackles (2.0 TFL), two sacks for 14 yards and a career-high four pass breakups.

Making his first career start at linebacker, Ronley Lakalaka had a career-high five tackles, while Randy Ricks added five stops, a PBU and a 7-yard sack.

>>SCORING SUMMARY

Qtr	Time	Team	Scoring Play	Plays	TOP	Score
1st	3:33	SDSU	Holder 86-yd pass from Chapman (Baron kick)	1-86	0:11	7-0
1st	0:42	SDSU	Pumphrey 20-yd run (Baron kick)	4-67	1:47	14-0
2nd	5:23	SDSU	Holder 4-yd pass from Chapman (Baron kick)	6-66	2:39	21-0
3rd	4:50	SDSU	Baron 33-yd field goal	14-71	6:57	24-0
4th	7:00	SDSU	Penny 1-yd run (Baron kick)	8-41	3:45	31-0

INDIVIDUAL STATISTICS

>>NEW HAMPSHIRE

Rushing	Att	Yds	TD	Long	Avg
Crossan	11	38	0	11	3.5
Gray	2	19	0	15	9.5
Bryant	6	13	0	5	2.2
Riese	1	9	0	9	9.9
Goodrich	2	1	0	2	0.5
Knight	9	-9	0	8	-1.0
Totals	31	71	0	15	2.3

Passing	C-A-I	Yds	TD	Long	Sack
Knight	4-16-1	37	0	14	4
Riese	3-4-0	33	0	23	0
Totals	7-20-1	70	0	23	4

Receiving	No.	Yds	TD	Long
Taylor	3	15	0	6
Crossan	2	37	0	23
O'Connor	1	13	0	13
Pante	1	5	0	5
Totals	7	70	0	23

>>SAN DIEGO STATE

Rushing	Att	Yds	TD	Long	Avg
Pumphrey	21	98	1	20	4.7
Penny	9	33	1	7	3.7
Chapman	6	27	0	18	4.5
Washington	4	9	0	4	2.2
Agnew	1	3	0	3	3.0
Totals	41	170	2	20	4.1

Passing	C-A-I	Yds	TD	Long	Sack
Chapman	16-25-0	283	2	86	2
Agnew	1-1-0	8	0	8	0
Totals	17-26-0	291	2	86	2

Receiving	No.	Yds	TD	Long
Judge	5	54	0	16
Holder	4	160	2	86
Pumphrey	4	41	0	26
Truxton	1	14	0	14
Favreau	1	8	0	8
Wells	1	8	0	8
Anderson	1	6	0	6
Totals	17	291	2	86

Game 2

CALIFORNIA	14	7	10	9	-	40
SAN DIEGO STATE	14	17	7	7	-	45

Sept. 10 | Qualcomm Stadium | San Diego, Calif. | 7:35 p.m. PT | Attendance: 42,473



TEAM STATISTICS

	CAL	SDSU
FIRST DOWNS	30	22
Rushing	5	13
Passing	23	8
Penalty	2	1
NET YARDS RUSHING	82	334
Rushing Attempts	22	47
Average Per Rush	3.7	7.1
Rushing Touchdowns	0	3
Yards Gained Rushing	103	352
Yards Lost Rushing	21	18
NET YARDS PASSING	522	129
Completions-Attempts-Int	41-72-3	14-23-1
Average Per Attempt	7.2	5.6
Average Per Completion	12.7	9.2
Passing Touchdowns	5	1
TOTAL OFFENSE YARDS	604	463
Total offense plays	94	70
Average Gain Per Play	6.4	6.6
Fumbles: Number-Lost	2-1	2-1
Penalties: Number-Yards	5-55	14-105
PUNTS-YARDS	5-241	5-190
Average Yards Per Punt	48.2	38.0
Net Yards Per Punt	35.0	38.0
Inside 20	1	2
50+ Yards	3	1
Touchbacks	1	0
Fair catch	0	3
KICKOFFS-YARDS	7-449	8-508
Average Yards Per Kickoff	64.1	63.5
Net Yards Per Kickoff	31.7	42.5
Touchbacks	3	3
Punt returns: Number-Yards-TD	2-0-0	3-46-0
Average Per Return	0.0	15.3
Kickoff returns: Number-Yds-TD	5-93-0	4-152-1
Average Per Return	18.6	38.0
Interceptions: Number-Yds-TD	1-0-0	3-9-1
Fumble Returns: Number-Yds-TD	0-0-0	0-0-0
Miscellaneous Yards	0	0
Possession Time	25:30	34:30
1st Quarter	7:49	7:11
2nd Quarter	5:44	9:16
3rd Quarter	6:12	8:48
4th Quarter	5:45	9:15
Third-Down Conversions	7 of 19	5 of 13
Fourth-Down Conversions	1 of 2	0 of 1
Red-Zone Scores-Chances	2-3	1-1
Touchdowns	1-3	1-1
Field goals	1-3	0-1
Sacks By: Number-Yards	1-8	2-14
PAT Kicks	4-4	6-6
Field Goals	2-2	1-1
Points off turnovers	3	21

▶▶ GAME NOTES

Big Notes

- With 281 rushing yards, Donnel Pumphrey broke Marshall Faulk's (4,589) SDSU career rushing record. Pumphrey now has 4,651 career yards.
- San Diego State claimed its 12th consecutive victory, it is the second-longest active win streak nationally (Alabama, 14) and the longest in school history since a 21-game streak from 1968-70.
- SDSU snapped an eight-game losing streak against teams from "Power 5" conferences, dating back to Washington State on Sept. 17, 2011.
- Rashaad Penny recorded his fourth career kickoff return for a touchdown, which passed Colin Lockett (2010-12) for the most in school history.
- The Aztecs improved to 2-1 in their last three home games against "Power 5" conference schools.
- Rocky Long has led SDSU to two victories over "Power 5" schools. Long has tied the school record for most wins against the Pac-12 in the Division I era (Ted Tollner, Doug Scovil and Claude Gilbert each had two wins over Pac-12 teams).
- Rocky Long now has seven wins against "Power 5" teams during his head coaching career, tied with Skip Holtz for the second most in the country among active head coaches of "Group of 5" schools (wins only count if head coach was at a "Group of 5" school and beat a "Power 5" school).
- San Diego State won its 24th straight game and improved to 32-2 in the Rocky Long era when rushing for at least 200 yards.
- The Aztecs improved to 2-0 on the season for the first time since 2011.
- SDSU opened a season 2-0, with at least one win over a Power 5 school, for the first time since the 1994 season.
- San Diego State has won four consecutive "revenge" games (avenging a loss from the previous season).
- SDSU had an offensive, defensive and special teams touchdown in the same game for the third time since the beginning of 2015 (16 games total).

SDSU Wins Shootout Over Cal, 45-40

SAN DIEGO - Donnel Pumphrey ran for a career-high 281 yards with three touchdowns en route to breaking Marshall Faulk's career rushing record in San Diego State's 45-40 shootout victory over California on Sept. 10.

Pumphrey had touchdown rushes of 33, 57 and four yards, and broke Faulk's career mark with a 15-yard gain in the fourth quarter. He also tied Faulk's career record with his 23rd 100-yard game.

Rashaad Penny added two touchdowns - a 25-yard catch from Christian Chapman and a 100-yard kick return as the Aztecs (2-0) overcame a 522-yard passing game from Bears (1-1) starter Davis Webb. The kick return was the school-record fourth of his career.

SDSU took advantage of a Cal turnover, one of four forced in the game, when Randy Ricks stripped Jordan Beasy and Na'im McGeen pounced on the ball on the 25-yard line. Chapman then found Penny unguarded streaking down the right side of the field to put San Diego State up, 7-0.

California responded with a 6-play, 81-yard drive, culminating with a 33-yard pass from Webb to Bug Rivera, one of five touchdown passes by Webb in the game.

On the kickoff, Penny brought it back 100 yards, juking numerous defenders along the way, to put the Aztecs back up at 14-7. It was Penny's third career 100-yard kickoff for a touchdown.

The Bears came right back with an 8-play, 75-yard drive as Webb found Chad Hansen with a 49-yard strike.

SDSU responded with a 6-play, 80-yard drive, ending with a 33-yard scamper by Pumphrey. Pumphrey rushed three times for 69 yards on the drive.

For the third straight drive, Cal answered San Diego State's touchdown with a touchdown of its own as it went 75 yards on nine plays before Webb found Raymond Hudson from 21 yards out.

Tied at 21, Ronley Lakalaka picked off Webb at the Bears 9-yard line and took it into the end zone for his first career interception and touchdown.

After forcing a 3 and out, the Aztecs used up 3 minutes, 47 seconds of clock on an 11-play, 58-yard drive, before settling on a 39-yard field goal by John Baron to close the scoring in the first half with SDSU leading, 31-21.

Cal threatened on its first drive of the third quarter, but San Diego State's Derek Babish was able to deflect Webb's pass in the end zone, where Kameron Kelly cradled it for his third career pick.

The Aztecs capitalized as Pumphrey posted runs of 15, eight and 57 yards on the ensuing drive, the latter going for his second touchdown of the game and giving SDSU its largest lead of the game at 38-21.

The Bears answered right away once again, only needing three plays to cover 75 yards, culminating with a 59-yard strike from Webb to Demetris Robertson.

On its next drive, Matt Anderson nailed a 45-yard field goal to bring Cal within a score at 38-31.

San Diego State got into California territory on the following drive, but Chapman was intercepted on a 3rd and 6 by Evan Rambo.

San Diego State, however, held the Bears to another field goal, this time from 36 yards, making it a 38-34 game.

Later in the fourth quarter, the Aztecs put together an 8-play, 73-yard drive over 3:28, thanks mainly to the legs of Pumphrey, who punched it in from four yards out.

It appeared SDSU would hold on with a 45-34 lead, but Cal mounted a 12-play, 79-yard drive, culminating with a 2-yard pass from Webb to Hudson. The 2-point conversion attempt failed, keeping it at 45-40 in favor of San Diego State.

California, however, recovered the on-side kick at its own 47 with just 56 seconds left. The Bears got all the way down to the Aztec 22 before Webb's pass was picked off by Damontae Kazee, allowing SDSU to end the game in victory formation.

>>> SCORING SUMMARY

Qtr	Time	Team	Scoring Play	Plays	TOP	Score
1st	6:11	SDSU	Penny 25-yd pass from Chapon (Baron kick)	1-25	0:04	7-0
1st	4:19	CAL	Rivera 33-yd pass from Webb (Anderson kick)	6-81	1:52	7-7
1st	4:03	SDSU	Penny 100-yd kickoff return (Baron kick)	--	--	14-7
1st	1:31	CAL	Hansen 49-yd pass from Webb (Anderson kick)	8-75	2:32	14-14
2nd	14:22	SDSU	Pumphrey 33-yd run (Baron kick)	6-80	2:09	21-14
2nd	11:20	CAL	Hudson 21-yd pass from Webb (Anderson kick)	9-75	3:02	21-21
2nd	6:22	SDSU	Lakalaka 9-yd interception return (Baron kick)	--	--	28-21
2nd	0:38	SDSU	Baron 39-yd field goal	11-58	3:47	31-21
3rd	8:40	SDSU	Pumphrey 57-yd run (Baron kick)	3-80	1:11	38-21
3rd	7:52	CAL	Robertson 59-yd pass from Webb (Anderson kick)	3-75	0:48	38-28
3rd	2:56	CAL	Anderson 45-yd field goal	8-32	2:48	38-31
4th	13:27	CAL	Anderson 36-yd field goal	6-33	1:29	38-34
4th	2:47	SDSU	Pumphrey 4-yd run (Baron kick)	8-73	3:28	45-34
4th	0:56	CAL	Hudson 2-yd pass from Webb (pass failed)	12-79	1:51	45-40

INDIVIDUAL STATISTICS

>>> CALIFORNIA

Rushing	Att	Yds	TD	Long	Avg
Enwere	10	72	0	22	7.2
Watson	6	24	0	7	4.0
Muhammad	3	5	0	5	1.7
Webb	3	-19	0	0	-6.3
Totals	22	82	0	22	3.7

Passing	C-A-I	Yds	TD	Long	Sack
Webb	41-72-3	522	5	59	2
Totals	41-72-3	522	5	59	2

Receiving	No.	Yds	TD	Long
Hansen	14	190	1	49
Wharton III	6	86	0	35
Robertson	4	81	1	59
Rivera	3	46	1	33
Worstell	3	24	0	13
Hudson	2	23	2	21
Stovall	2	23	0	15
Veasy	2	18	0	13
Noa	2	16	0	8
Watson	2	10	0	10
Muhammad	1	5	0	5
Totals	41	522	5	59

>>> SAN DIEGO STATE

Rushing	Att	Yds	TD	Long	Avg
Pumphrey	29	281	3	57	9.7
Penny	8	28	0	12	3.5
Washington	4	28	0	11	7.0
TEAM	1	-1	0	0	-1.0
Chapman	5	-2	0	7	-0.4
Totals	47	334	3	57	7.1

Passing	C-A-I	Yds	TD	Long	Sack
Chapman	14-23-1	129	1	25	1
Totals	14-23-1	129	1	25	1

Receiving	No.	Yds	TD	Long
Judge	4	47	0	15
Pumphrey	4	29	0	12
Holder	2	15	0	8
Penny	1	25	1	25
Wells	1	6	0	6
Bawden	1	4	0	4
Anderson	1	3	0	3
Totals	14	129	1	25

Game 3

SAN DIEGO STATE	14	14	0	14	-	42
NORTHERN ILLINOIS	0	7	14	7	-	28

Sept. 17 | Huskie Stadium | DeKalb, Ill. | 2:37 p.m. CT | Attendance: 14,513



TEAM STATISTICS

	SDSU	NIU
FIRST DOWNS	22	21
Rushing	11	10
Passing	6	6
Penalty	5	5
NET YARDS RUSHING	278	155
Rushing Attempts	45	39
Average Per Rush	6.2	4.0
Rushing Touchdowns	3	1
Yards Gained Rushing	304	171
Yards Lost Rushing	26	16
NET YARDS PASSING	126	221
Completions-Attempts-Int	11-19-1	18-36-2
Average Per Attempt	6.6	6.1
Average Per Completion	11.5	12.3
Passing Touchdowns	3	3
TOTAL OFFENSE YARDS	404	376
Total offense plays	64	75
Average Gain Per Play	6.3	5.0
Fumbles: Number-Lost	1-0	0-0
Penalties: Number-Yards	11-107	8-103
PUNTS-YARDS	5-212	5-147
Average Yards Per Punt	42.4	29.4
Net Yards Per Punt	40.0	28.0
Inside 20	4	1
50+ Yards	1	0
Touchbacks	0	0
Fair catch	0	1
KICKOFFS-YARDS	7-443	5-315
Average Yards Per Kickoff	63.3	63.0
Net Yards Per Kickoff	40.1	34.4
Touchbacks	1	2
Punt returns: Number-Yards-TD	1-7-0	1-12-0
Average Per Return	7.0	12.0
Kickoff returns: Number-Yds-TD	3-93-0	5-137-0
Average Per Return	31.0	27.4
Interceptions: Number-Yds-TD	2-38-0	1-8-0
Fumble Returns: Number-Yds-TD	0-0-0	0-0-0
Miscellaneous Yards	0	0
Possession Time	32:10	27:50
1st Quarter	9:28	5:32
2nd Quarter	8:26	6:34
3rd Quarter	8:56	6:04
4th Quarter	5:20	9:40
Third-Down Conversions	5 of 13	3 of 14
Fourth-Down Conversions	1 of 1	3 of 5
Red-Zone Scores-Chances	1-2	3-3
Touchdowns	1-2	3-3
Field goals	0-2	0-3
Sacks By: Number-Yards	1-10	1-13
PAT Kicks	6-6	4-4
Field Goals	0-1	0-0
Points off turnovers	7	0

▶▶ GAME NOTES

Big Notes

- San Diego State claimed its 13th consecutive victory, it is the second-longest active win streak nationally (Alabama, 15) and the longest in school history since a 21-game streak from 1968-70.
 - The Aztecs won their fifth consecutive road game, their longest road win streak since winning 19 straight contests from Oct. 30, 1965 through Nov. 7, 1970 (broken on Sept. 25, 1971).
 - SDSU opened a campaign 3-0 for the first time since 2011 and just the second time in the last 35 seasons.
 - San Diego State's win over Northern Illinois is just the third home loss in its last 38 home games. The Huskies dropped to 35-3 at home since Oct. 3, 2009.
 - The Aztecs handed Northern Illinois its first non-conference home loss since Sept. 26, 2009. The Huskies had won nine consecutive non-conference home games, outscoring the opposition by 176 points during the streak.
 - This marks the first time SDSU has ended the month of September unbeaten since the 1981 squad went 2-0 through the first full month of the season.
 - San Diego State claimed victory in the Central Time Zone for the first time since winning at Kansas on Sept. 25, 1999.
 - The Aztecs won their 25th straight game when rushing for at least 200 yards and are now 33-2 in the Rocky Long era when reaching at least 200 yards.
- Donnel Pumphrey Notes**
- Broke Marshall Faulk's (5,595) career all-purpose record.
 - Broke 100 yards rushing for the 24th time of his career, passing Marshall Faulk for the most in program history.
 - Broke 200 yards rushing for the fourth time of his career, which is tied for the second most in SDSU history.

SDSU Downs Northern Illinois, 42-28

DEKALB, Ill. - Donnel Pumphrey rushed for 220 yards and three touchdowns and Christian Chapman threw for a career-high three touchdowns of his own as San Diego State overcame a late rally in a 42-28 win over Northern Illinois on Sept. 17 in DeKalb, Ill.

The Aztecs improved to 3-0 for the first time since 2011 and just the second time in the last 35 seasons.

San Diego State jumped out to a 28-0 lead when Chapman found Mikah Holder for a 33-yard catch and run with 6:19 left in the second quarter. The host Huskies (0-3), however, who came into the game as winners in 35 of its previous 37 home games, came roaring back with three straight touchdowns to close the score to 28-21 with 7:46 left in the third quarter.

Pumphrey then took over, scoring from 33 yards out on the first play of the fourth quarter and, after NIU answered with a 7-yard touchdown pass from Ryan Graham to Shane Wimann, took his next attempt 79 yards to put the Aztecs up, 42-28. Trey Lomax then picked off Graham and SDSU held on for its 13th consecutive victory.

Pumphrey, who ran for a career-high 281 yards with three touchdowns last week in a 45-40 San Diego State win over California, finished with 220 today on 23 carries (9.6 avg.). Highlighting his game was the 112 yards and two scores on just two attempts in the fourth quarter. Pumphrey's other touchdown came on a 46-yard run to put the Aztecs on the scoreboard.

It was the fourth career 200-yard game for Pumphrey and 24th 100-yard game, breaking Marshall Faulk's SDSU career record. Pumphrey also moved into first on the school's all-time list in all-purpose yards and rushing attempts in the game.

Chapman got San Diego State off to a quick start with touchdown passes to Rashaad Penny (27 yards), Kahale Warring (5 yards) and Holder (33 yards) before Northern Illinois mounted its comeback.

Chapman finished the game 11 for 19 for 126 yards and three touchdowns with one interception.

Holder had four receptions for 67 yards and his third touchdown of the season for the Aztecs.

Malik Smith had a team-high 10 tackles (six solo) and a pass breakup to pace the defense, while Calvin Munson recorded nine tackles and Parker Baldwin added a career-high eight stops (seven solo).

Damontae Kazee had five solo tackles and a 28-yard interception return, the 12th pick of his career.

Alex Barrett added four tackles, including two for a loss and a 10-yard sack.

Punter Tanner Blain had arguably the best game of his career, putting four of his five punts inside the 7-yard line, including three inside the 5. Blain, a Lindenhurst, Ill., native, also had a season-long 52-yard punt. The Huskies failed to score on any of Blain's punts inside the 7 and finished the game with an average field position of its own 23-yard line.

>>> SCORING SUMMARY

Qtr	Time	Team	Scoring Play	Plays	TOP	Score
1st	7:19	SDSU	Pumphrey 46-yd run (Baron kick)	1-46	0:09	7-0
1st	1:08	SDSU	Penny 27-yd pass from Chapman (Baron kick)	6-68	3:16	14-0
2nd	14:09	SDSU	Warring 5-yd pass from Chapman (Baron kick)	4-13	1:43	21-0
2nd	6:19	SDSU	Holder 33-yd pass from Chapman (Baron kick)	3-45	1:14	28-0
2nd	3:52	NIU	Golladay 12-yd run (Hagan kick)	7-65	2:27	28-7
3rd	12:03	NIU	Golladay 49-yd pass from Graham (Hagan kick)	2-54	0:31	28-14
3rd	7:46	NIU	Wimann 14-yd pass from Graham (Hagan kick)	7-73	3:08	28-21
4th	14:54	SDSU	Pumphrey 33-yd run (Baron kick)	5-53	1:44	35-21
4th	8:02	SDSU	Wimann 7-yd pass from Graham (Hagan kick)	16-65	6:43	35-28
4th	7:40	SDSU	Pumphrey 79-yd run (Baron kick)	2-79	0:17	42-28

INDIVIDUAL STATISTICS

>>> SAN DIEGO STATE

Rushing	Att	Yds	TD	Long	Avg
Pumphrey	23	220	3	79	9.6
Penny	14	65	0	27	4.6
TEAM	3	-3	0	0	-1.0
Chapman	5	-4	0	5	-0.8
Totals	45	278	3	79	6.2

Passing	C-A-I	Yds	TD	Long	Sack
Chapman	11-19-1	126	3	33	1
Totals	11-19-1	126	3	33	1

Receiving	No.	Yds	TD	Long
Holder	4	67	1	33
Penny	2	37	1	27
Wells	1	11	0	11
Warring	1	5	1	5
Judge	1	5	0	5
Bawden	1	4	0	4
Pumphrey	1	-3	0	0
Totals	11	126	3	33

>>> NORTHERN ILLINOIS

Rushing	Att	Yds	TD	Long	Avg
Huff	12	46	0	15	3.8
Bouagnon	7	37	0	18	5.3
Golladay	3	20	1	12	6.7
Blake	3	19	0	11	6.3
Turner	3	18	0	10	6.0
Graham	8	11	0	8	1.4
Maddie	1	6	0	6	6.0
TEAM	2	-2	0	0	-1.0
Totals	39	155	1	18	4.0

Passing	C-A-I	Yds	TD	Long	Sack
Graham	18-36-2	221	3	49	1
Totals	18-36-2	221	3	49	1

Receiving	No.	Yds	TD	Long
Golladay	6	80	1	49
Wimann	3	25	2	14
Blake	3	19	0	8
Huff	2	38	0	30
Turner	2	11	0	7
Saffold	1	28	0	28
Brown	1	19	0	19
Totals	18	221	3	49

Game 4

SAN DIEGO STATE	6	10	8	0	-	24
SOUTH ALABAMA	14	0	7	21	-	42

Oct. 1 | Ladd-Peebles Stadium | Mobile, Ala. | 7:02 p.m. CT | Attendance: 14,741



TEAM STATISTICS

	SDSU	USA
FIRST DOWNS	20	18
Rushing	12	7
Passing	8	9
Penalty	0	2
NET YARDS RUSHING	157	89
Rushing Attempts	41	40
Average Per Rush	3.8	2.2
Rushing Touchdowns	2	2
Yards Gained Rushing	235	117
Yards Lost Rushing	78	28
NET YARDS PASSING	159	242
Completions-Attempts-Int	13-22-0	16-21-1
Average Per Attempt	7.2	11.5
Average Per Completion	12.2	15.1
Passing Touchdowns	1	3
TOTAL OFFENSE YARDS	316	331
Total offense plays	63	61
Average Gain Per Play	5.0	5.4
Fumbles: Number-Lost	3-2	0-0
Penalties: Number-Yards	10-85	10-93
PUNTS-YARDS	5-232	5-232
Average Yards Per Punt	46.4	46.4
Net Yards Per Punt	42.6	39.8
Inside 20	2	2
50+ Yards	1	3
Touchbacks	0	0
Fair catch	0	0
KICKOFFS-YARDS	5-295	7-301
Average Yards Per Kickoff	59.0	43.0
Net Yards Per Kickoff	41.2	34.7
Touchbacks	2	0
Punt returns: Number-Yards-TD	2-33-0	3-19-0
Average Per Return	16.5	6.3
Kickoff returns: Number-Yds-TD	3-58-0	2-39-0
Average Per Return	19.3	19.5
Interceptions: Number-Yds-TD	1-0-0	0-0-0
Fumble Returns: Number-Yds-TD	0-0-0	1-80-1
Miscellaneous Yards	0	0
Possession Time	26:43	33:17
1st Quarter	4:35	10:25
2nd Quarter	4:04	10:56
3rd Quarter	8:49	6:11
4th Quarter	9:15	5:45
Third-Down Conversions	2 of 10	7 of 13
Fourth-Down Conversions	0 of 2	0 of 0
Red-Zone Scores-Chances	4-4	3-4
Touchdowns	3-4	3-4
Field goals	1-4	0-4
Sacks By: Number-Yards	3-21	4-25
PAT Kicks	1-1	6-6
Field Goals	1-1	0-0
Points off turnovers	3	7

▶▶ GAME NOTES

Big Notes

- San Diego State's win streaks that were snapped:
- 13 consecutive wins (was second-longest active win streak in FBS (Alabama)).
- 5 consecutive road victories.
- 7 straight victories in October.

Team Notes

- SDSU trailed, 7-0, in the first quarter, the first time it had trailed this season and the first time in 249 minutes, 32 seconds (249:32) since the MW Championship game against Air Force.
- San Diego State outscored South Alabama, 16-14, in the first half and has now outscored the opposition, 292-94, in the first half over its last 14 games.
- The Aztecs have a rushing touchdown in 16 straight games (41 total) and in 26 of their last 27 games, and 13 straight with multiple rushing scores (38 total).
- SDSU dropped to 28-4 over its last 32 games when recording at least two rushing touchdowns.
- San Diego State converted its first 2-point attempt since Nov. 9, 2013 at San José State.

Trends

- SDSU started with the ball for the 53rd time over its last 59 games.
- San Diego State lost the toss for just the 10th time over the last 28 games.
- The Aztecs allowed a point on their opponent's opening drive for just the second time over the last 15 games.
- San Diego State trailed by eight at the end of the first quarter, its largest deficit after one quarter since trailing at Fresno State, 10-0, on Oct. 3, 2014 (L, 24-13).
- SDSU extended its streak of not trailing at halftime to 14 games (last time was a 27-24 deficit at Penn State on Sept. 26, 2015).

No. 19/24 SDSU Upset by South Alabama

MOBILE, Ala. - No. 19/24 San Diego State saw its 13-game winning streak snapped in a 42-24 loss at South Alabama Oct. 1 in Mobile, Ala.

The Aztecs (3-1) took a 24-21 lead late in the third quarter when Christian Chapman found Kahale Warring with a 12-yard touchdown pass, but the Jaguars (3-2) scored the final 21 points of the game to knock off SDSU for a second straight season.

Cole Garvin, who replaced injured starter Dallas Davis, gave USA a lead it would not relinquish with a 20-yard touchdown strike to Josh Magee.

After a botched snap by San Diego State's backup long snapper, South Alabama started its next drive on the Aztec 3-yard line. Two plays later, Dami Ayoola pounded it in from a yard out to put the Jaguars up by a 35-24 score.

SDSU got all the way to the USA 24-yard line, but fullback Nick Bowden fumbled a handoff on 3rd and 2 and South Alabama's Devon Earl picked it up and ran it back 80 yards for the final score of the game.

Tyreis Thomas put the Jaguars on the scoreboard first with a 12-yard run on their opening drive of the game. San Diego State appeared to force a 3 and out, but a roughing the kicker penalty on punter Corliss Waitman gave the ball back to USA. South Alabama ended up using up 3 minutes, 29 seconds (3:29) of clock time, marching 90 yards on eight plays before the Thomas touchdown.

The Aztecs used just two plays - a 33-yard pass from Christian Chapman to Mikah Holder and a 15-yard rushing touchdown by Rashaad Penny - to close the gap. A bad snap on the PAT, however, kept the score at 7-6.

The Jaguars extended its lead to 14-6 on the ensuing drive as they went 75 yards on eight plays, ending with a 37-yard pass from Garvin to Kevin Kutchera.

SDSU got back to within a point at 14-13 early in the second quarter when Donnel Pumphrey scampered in from seven yards out.

On its next drive, Chapman was sacked and lost the ball, giving USA a chance to extend its lead just before the half. San Diego State's Derek Babish, however, picked off Garvin in the end zone and the Aztecs responded with a 34-yard field goal by John Baron with four seconds left in the half to take a 16-14 lead.

South Alabama wasted no time coming out of the locker room as Garvin connected on a 79-yard touchdown pass on the second play of the third quarter to put the Jaguars back up at 21-16.

SDSU used an 11-play, 90-yard drive, culminating with Chapman's pass to Warring and a 2-point conversion from Chapman to David Wells to take its final lead of the game before USA closed the game with the final 21 points.

Garvin was 16-for-21 for 242 yards and three touchdowns to lead South Alabama. Josh Davis (6 catches, 81 yards, 1 touchdown) and Gerald Everett (5 catches, 103 yards, 1 touchdown) combined for 11 receptions, 184 yards and two scores for the Jaguars.

Pumphrey ran for 151 yards and a touchdown on 25 carries to lead San Diego State. He broke 100 yards rushing for the 25th time and went over 5,000 yards to become the Mountain West's all-time leading rusher.

>>SCORING SUMMARY

Qtr	Time	Team	Scoring Play	Plays	TOP	Score
1st	10:38	USA	Thomas 12-yd run (Patterson kick)	8-90	3:29	0-7
1st	6:03	SDSU	Penny 15-yd run (Blain rush failed)	2-48	0:35	6-7
1st	1:46	USA	Kutchera 37-yd pass from Garvin (Patterson kick)	8-75	4:17	6-14
2nd	9:45	SDSU	Pumphrey 7-yd run (Baron kick)	3-40	0:58	13-14
2nd	0:05	SDSU	Baron 34-yd field goal	8-63	1:46	16-14
3rd	14:08	USA	Everett 79-yd pass from Garvin (Patterson kick)	2-82	0:52	16-21
3rd	3:06	SDSU	Warring 12-yd pass from Chapman (Wells pass f/Chapman)	11-90	5:35	24-21
4th	11:58	USA	Magee 20-yd pass from Garvin (Patterson kick)	11-69	6:08	24-28
4th	8:02	USA	Ayoola 1-yd run (Patterson kick)	2-3	0:41	24-35
4th	4:17	USA	Earl 80-yd fumble return (Patterson kick)	--	--	24-42

INDIVIDUAL STATISTICS

>>SAN DIEGO STATE

Rushing	Att	Yds	TD	Long	Avg
Pumphrey	25	151	1	36	6.0
Penny	9	62	1	15	6.9
Bawden	1	4	0	4	4.0
Chapman	5	-17	0	9	-3.4
TEAM	1	-43	0	0	-43.0
Totals	41	157	2	36	3.8

Passing	C-A-I	Yds	TD	Long	Sack
Chapman	13-22-0	159	1	33	4
Totals	13-22-0	159	1	33	4

Receiving	No.	Yds	TD	Long
Judge	3	43	0	27
Holder	2	48	0	33
Wells	2	21	0	13
Pumphrey	2	7	0	12
Warring	1	12	1	12
Bawden	1	10	0	10
Favreau	1	9	0	9
Truxton	1	9	0	0
Totals	13	159	1	33

>>SOUTH ALABAMA

Rushing	Att	Yds	TD	Long	Avg
Thomas	11	33	1	12	3.0
Ayoola	8	22	1	9	2.8
Garvin	8	14	0	13	1.8
Revell	5	13	0	4	2.6
Moore	6	11	0	4	1.8
TEAM	2	-4	0	0	-2.0
Totals	40	89	2	13	2.2

Passing	C-A-I	Yds	TD	Long	Sack
Garvin	16-21-1	242	3	79	3
Totals	16-21-1	242	3	79	3

Receiving	No.	Yds	TD	Long
Magee	6	83	1	31
Everett	5	103	1	79
Kutchera	3	56	1	37
Williams	1	1	0	1
Revell	1	-1	0	0
Totals	16	242	3	79

Game 5

UNLV	0	7	0	0	-	7
SAN DIEGO STATE	10	3	7	6	-	26

Oct. 8 | Qualcomm Stadium | San Diego, Calif. | 7:37 p.m. PT | Attendance: 33,296



TEAM STATISTICS

	UNLV	SDSU
FIRST DOWNS	9	22
Rushing	7	14
Passing	1	8
Penalty	1	0
NET YARDS RUSHING	113	245
Rushing Attempts	36	54
Average Per Rush	3.1	4.5
Rushing Touchdowns	0	2
Yards Gained Rushing	147	275
Yards Lost Rushing	34	30
NET YARDS PASSING	9	215
Completions-Attempts-Int	2-13-1	15-20-0
Average Per Attempt	0.7	10.8
Average Per Completion	4.5	14.3
Passing Touchdowns	0	1
TOTAL OFFENSE YARDS	122	460
Total offense plays	49	74
Average Gain Per Play	2.5	6.2
Fumbles: Number-Lost	2-0	1-1
Penalties: Number-Yards	0-0	7-75
PUNTS-YARDS	8-350	4-161
Average Yards Per Punt	43.8	40.2
Net Yards Per Punt	38.2	34.2
Inside 20	2	2
50+ Yards	1	1
Touchbacks	0	1
Fair catch	1	0
KICKOFFS-YARDS	2-78	6-383
Average Yards Per Kickoff	39.0	63.8
Net Yards Per Kickoff	31.5	41.2
Touchbacks	0	1
Punt returns: Number-Yards-TD	1-4-0	5-44-0
Average Per Return	4.0	8.8
Kickoff returns: Number-Yds-TD	5-111-0	1-15-0
Average Per Return	22.2	15.0
Interceptions: Number-Yds-TD	0-0-0	1-0-0
Fumble Returns: Number-Yds-TD	1-20-1	0-0-0
Miscellaneous Yards	0	0
Possession Time	21:58	38:02
1st Quarter	2:56	12:04
2nd Quarter	5:10	9:50
3rd Quarter	6:49	8:11
4th Quarter	7:03	7:57
Third-Down Conversions	5 of 14	5 of 14
Fourth-Down Conversions	0 of 1	2 of 3
Red-Zone Scores-Chances	0-0	2-2
Touchdowns	0-0	2-2
Field goals	0-0	0-2
Sacks By: Number-Yards	3-20	2-19
PAT Kicks	1-1	2-2
Field Goals	0-0	2-2
Points off turnovers	7	3

▶▶ GAME NOTES

Big Notes

- San Diego State outgained UNLV, 460-122, tied for the 13th-largest yard differential (338 yards) in its Division I history (since 1969). It was the 25th time in its DI history that SDSU had at least a 300-yard advantage in total yards.
- The Aztecs held the Rebels to just 122 yards of total offense, the fourth-fewest allowed by SDSU in its Division I history. UNLV's 122 yards were its fifth fewest in a game in at least 20 years (since 1996).
- SDSU held UNLV to just nine passing yards, ranked as the fourth-fewest allowed in its DI history. They were also the second fewest in a game by UNLV in at least 20 years (since 1996).
- San Diego State is 4-1 for the first time in 20 years (since 1996).
- The Aztecs won their 12th consecutive game against a conference opponent (including the win over Air Force in the 2015 Mountain West Championship), which is tied with Clemson for the longest active conference winning streak in FBS.
- San Diego State has won 12 straight home games against conference opponents.
- SDSU had two 100-yard rushers in the same game for the fourth time in the last 15 contests and 22nd time in school history. San Diego State is now 21-1 when it has multiple 100-yard rushers.

Team Notes

- San Diego State outscored UNLV, 13-7, in the first half and has now outscored the opposition, 305-101, in the first half over its last 15 games.
- The Aztecs have a rushing touchdown in 17 straight games (43 total) and in 27 of their last 28 games, and 14 straight with multiple rushing scores (40 total).

Pumphrey, Penny Lead SDSU over UNLV, 26-7

SAN DIEGO - San Diego State continued its dominance in Mountain West play, kicking off conference play with a 26-7 win over UNLV at Qualcomm Stadium.

The win was the 2015 Mountain West Conference champion's 11th-straight Mountain West win and their 12th consecutive victory at home against a conference foe.

The Aztecs' defense shined in the victory, holding the Rebels to just 122 yards of total offense. It was the fourth-fewest allowed by SDSU in its Division I history and the fifth fewest in a game for UNLV since 1996.

Taking advantage were the Scarlet and Black's running backs. Donnel Pumphrey had 198 yards from scrimmage and a touchdown, and Rashaad Penny added 160 scrimmage yards with two touchdowns.

SDSU had two 100-yard rushers in the same game for the fourth time in the last 15 contests and 22nd time in school history. San Diego State is now 21-1 when it has multiple 100-yard rushers.

Pumphrey ran 31 times for 141 yards and caught seven passes for 57 yards. His 26th career 100-yard rushing game tied DonTrell Moore (New Mexico, 2002-05) for the Mountain West Conference record. Pumphrey moved from 17th in NCAA history (using the official NCAA record books) to 14th with 5,163 rushing yards, passing the likes LaMichael James (5,082) and Mantee Ball (5,140), among others.

Penny rushed 14 times for 110 yards and a touchdown, and added two catches for 50 yards and a touchdown. The rushing yards, rushing touchdown, receptions, receiving yards and receiving TD were all personal bests.

Penny got San Diego State off to a quick start on the Aztecs' first drive of the game with a 41-yard touchdown catch. He added a 4-yard TD run to cap the scoring in the fourth.

The first half saw kicker John Baron II produce a career game of his own. The sophomore was 2-for-2 in field goal attempts, including a pair of career-long makes (48 and 50 yards).

Baron became the first Aztec since 2007 with multiple field goals in the same game from at least 48 yards (third time since 1996).

With a 13-7 lead with 4:50 remaining in the third quarter, Pumphrey scored from nine yards, splitting a pair of defenders with a cutback move to give the Aztecs (4-1, 1-0) a 20-7 lead.

Christian Chapman was 15-for-20 for 215 yards and one touchdown. He improved to 6-1 as the starting quarterback, and connected on a career-high 75 percent of his passing attempts (min. 5 att.).

For the Rebels, Dalton Sneed completed just 2 of 12 for 9 yards and an interception for UNLV (2-4, 1-1).

Calvin Munson shared the team lead in tackles with five, four of which were solo. He led the team in tackles for the 12th time of his career (third time this season).

Damontae Kazee and Derek Babiash also recorded five tackles. Derek Babiash recorded an interception for the second straight game and now has two for his career. Austin Wyatt-Thayer, who posted a pair of tackles, had his first career sack. He was also one of six Aztecs with a tackle for loss.

>>> SCORING SUMMARY

Qtr	Time	Team	Scoring Play	Plays	TOP	Score
1st	13:16	SDSU	Penny 41-yd pass from Chapman (Baron kick)	4-72	1:44	0-7
1st	8:16	SDSU	Baron 48-yd field goal	10-27	4:51	0-10
2nd	10:35	LV	Baldwin 20-yd fumble recovery (Pantels kick)	--	--	7-10
2nd	1:28	SDSU	Baron 50-yd field goal	9-45	4:52	7-13
3rd	4:50	SDSU	Pumphrey 9-yd run (Baron kick)	6-60	2:29	7-20
4th	12:47	SDSU	Penny 4-yd run (Chapman pass failed)	10-81	4:31	7-26

INDIVIDUAL STATISTICS

>>> UNLV

Rushing	Att	Yds	TD	Long	Avg
Sneed	12	56	0	12	4.7
Thomas	9	27	0	15	3.0
Williams	9	21	0	7	2.3
Stevenson	1	12	0	12	12.0
Greene	1	1	0	1	1.0
Campbell	1	0	0	0	0.0
Palandech	3	-4	0	4	-1.3
Totals	36	113	0	15	3.1

Passing	C-A-I	Yds	TD	Long	Sack
Chapman	2-12-1	9	0	5	1
Palandech	0-1-0	0	0	0	1
Totals	2-13-1	9	0	5	2

Receiving	No.	Yds	TD	Long
Boyd	2	9	0	5
Totals	2	9	0	5

>>> SAN DIEGO STATE

Rushing	Att	Yds	TD	Long	Avg
Pumphrey	31	141	1	15	4.5
Penny	14	110	1	22	7.9
Washington	5	13	0	10	2.6
Chapman	4	-19	0	1	-4.8
Totals	54	275	2	22	4.5

Passing	C-A-I	Yds	TD	Long	Sack
Chapman	15-20-0	215	1	41	3
Totals	15-20-0	215	1	41	3

Receiving	No.	Yds	TD	Long
Pumphrey	7	57	0	15
Holder	3	68	0	28
Penny	2	50	1	41
Truxton	2	36	0	20
Anderson	1	4	0	4
Totals	15	215	1	41

Game 6

SAN DIEGO STATE	3	7	7	0	-	17
FRESNO STATE	0	0	3	0	-	0

Oct. 14 | Bulldog Stadium | Fresno, Calif. | 7:05 p.m. PT | Attendance: 24,731



TEAM STATISTICS

	SDSU	FS
FIRST DOWNS	25	10
Rushing	20	4
Passing	5	4
Penalty	0	2
NET YARDS RUSHING	292	78
Rushing Attempts	61	24
Average Per Rush	4.8	3.2
Rushing Touchdowns	2	0
Yards Gained Rushing	302	92
Yards Lost Rushing	10	14
NET YARDS PASSING	72	139
Completions-Attempts-Int	7-12-0	16-27-3
Average Per Attempt	6.0	5.1
Average Per Completion	10.3	8.7
Passing Touchdowns	0	0
TOTAL OFFENSE YARDS	364	217
Total offense plays	73	51
Average Gain Per Play	5.0	4.3
Fumbles: Number-Lost	1-0	0-0
Penalties: Number-Yards	6-65	5-36
PUNTS-YARDS	4-145	5-197
Average Yards Per Punt	36.2	39.4
Net Yards Per Punt	36.2	39.4
Inside 20	3	1
50+ Yards	1	0
Touchbacks	0	0
Fair catch	2	4
KICKOFFS-YARDS	4-256	2-122
Average Yards Per Kickoff	64.0	61.0
Net Yards Per Kickoff	41.2	40.5
Touchbacks	0	0
Punt returns: Number-Yards-TD	1-0-0	0-0-0
Average Per Return	0.0	0.0
Kickoff returns: Number-Yds-TD	2-41-0	4-91-0
Average Per Return	20.5	22.8
Interceptions: Number-Yds-TD	3-20-0	0-0-0
Fumble Returns: Number-Yds-TD	0-0-0	0-0-0
Miscellaneous Yards	0	0
Possession Time	37:19	22:41
1st Quarter	9:28	5:32
2nd Quarter	11:30	3:30
3rd Quarter	8:22	6:38
4th Quarter	7:59	7:01
Third-Down Conversions	7 of 13	5 of 14
Fourth-Down Conversions	0 of 1	0 of 2
Red-Zone Scores-Chances	2-3	0-0
Touchdowns	2-3	0-0
Field goals	0-3	0-0
Sacks By: Number-Yards	2-12	1-1
PAT Kicks	2-2	0-0
Field Goals	1-1	1-1
Points off turnovers	3	0

▶▶ GAME NOTES

Big Notes

- Donnel Pumphrey recorded his fifth career 200-yard rushing game, 12th career 150-yard game and 27th career 100-yard game with 220 yards and two touchdowns. He moved from 14th to eighth on the all-time NCAA rushing list with 5,383 yards passing Archie Griffin (5,177), Herschel Walker (5,259) and LaDainian Tomlinson (5,263), among others.
- San Diego State won its 13th consecutive game against a conference opponent (including the win over Air Force in the 2015 Mountain West Championship). That is the longest active streak in the nation, one game ahead of Clemson (12).
- The Aztecs are outscoring the opposition, 427-145, (32.8-11.2) over the 13-game conference winning streak.
- SDSU improved to 5-1 overall, their best six-game record to open a campaign since the 1997 squad was 5-1.
- San Diego State held the Bulldogs to 217 total yards and now has held 18 consecutive conference opponents to less than 400 yards of total offense, the longest active streak in FBS.
- The Aztecs won their 27th consecutive game when rushing for at least 200 yards. SDSU is now 35-2 in the Rocky Long era when rushing for 200-plus yards.
- SDSU held Fresno State to three points, its fewest in a home game since at least 1996 and fewest in any game since being shut out at No. 3 Boise State, 51-0, on Nov. 19, 2010.

Team Notes

- San Diego State forced three turnovers and has now forced 27 turnovers over the last 10 games against a Mountain West team, while committing just five.
- The Aztecs won their fourth straight game played on Friday and improved to 10-2 all-time in Friday contests.

Aztecs Run Past Fresno State, 17-3

FRESNO, Calif. - Donnel Pumphrey rushed for 220 yards and two touchdowns, and the San Diego State defense dominated Fresno State in a 17-3 win on Oct. 14 in Fresno, Calif.

Pumphrey posted his third 200-yard game of the season and became the first player in FBS play this year to surpass 1,000 rushing yards. He also moved from 14th to eighth on the NCAA's all-time rushing list, passing the likes of Archie Griffin, Herschel Walker and LaDainian Tomlinson, among others.

In a game that the Aztecs (5-1, 2-0 MW) dominated in all phases, including total offense (364-217), rushing (292-78), turnovers (0-3) and time of possession (37:19-22:41), SDSU set the tone early with a 12-play, 75-yard drive over 6:18. Although San Diego State failed to score - going for it on 4th and goal from the 1-yard line - it showed that they were not going to just take the points.

Starting on their own 1-yard line, the Bulldogs (1-5, 0-3 MW) ran two rushing plays to get to the 3 before Chase Virgil's pass on 3rd and 7 was picked off by a jumping Damontae Kazee at the FS 46. It was Kazee's 13th career interception, tying the Aztecs' Division I era (since 1969) record and tying for second in program history.

SDSU managed a field goal on its ensuing drive as John Baron connected from 47 yards to put the visitors up, 3-0. It was Baron's third straight field goal make (and attempt) from at least 47 yards.

After forcing a punt, San Diego State put together an 11-play, 75-yard drive over 6:43, culminating with a 2-yard touchdown run by Pumphrey to take a 10-0 lead.

The teams traded punts before Fresno State got into Aztec territory late in the half. The Bulldogs, however, attempted a pass on a punt attempt and Derek Babash picked off Blake Cusick for this third straight game with an interception.

FS finally got on the scoreboard on its first drive of the second half when Kody Kroening nailed a 39-yard field goal with 9:54 left in the third quarter.

The teams traded punts once again with SDSU adding to its lead late in the third quarter. Pumphrey ended the 9-play, 52-yard drive with a 13-yard run, giving San Diego State a 17-3 lead and marking the final points of the game.

Fresno State got all the way to the Aztec 48-yard line late in the fourth quarter, but Kameron Kelly intercepted Virgil at the 21, sealing the 13th straight win by SDSU over a conference opponent.

Pumphrey finished with a career-high 38 carries, breaking 100 yards for the fifth straight game and 27th time of his career, breaking another MW record. It was also his 12th career 150-yard game and sixth 200-yard affair. Pumphrey's two rushing scores moved him into a tie for the 13th most in NCAA history at 56.

At 5-1, San Diego State matched its best start to a season since 1997.

The Aztecs held the Bulldogs to just three points, their fewest in a home game since at least 1996 and fewest in any game since being shut out at No. 3 Boise State, 51-0, on Nov. 19, 2010.

SDSU quarterback Christian Chapman only attempted 12 passes, completing seven of them, for 72 yards to improve to 7-1 as the team's starting quarterback.

Playing in front of his hometown crowd, tight end David Wells set career highs with three catches and 30 yards.

Calvin Munson led San Diego State in tackles for the fourth time this year in six games and 13th time of his career with 10 stops. It was his third double-digit tackle game of the year and eighth of his career.

The Aztecs held their 18th straight conference opponent to less than 400 yards of total offense, extending their FBS lead and won their 27th straight game when rushing for at least 200 yards.

>>> SCORING SUMMARY

Qtr	Time	Team	Scoring Play	Plays	TOP	Score
1st	4:21	SDSU	Baron 47-yd field goal	6-17	3:10	3-0
2nd	9:15	SDSU	Pumphrey 2-yd run (Baron kick)	11-75	5:34	10-0
3rd	9:54	FS	Kroening 39-yd field goal	13-54	5:06	10-3
3rd	0:09	SDSU	Pumphrey 13-yd run (Baron kick)	9-52	3:28	17-3

INDIVIDUAL STATISTICS

>>> SAN DIEGO STATE

Rushing	Att	Yds	TD	Long	Avg
Pumphrey	38	220	2	22	5.8
Penny	15	49	0	12	3.3
Chapman	6	26	0	13	4.3
TEAM	2	-3	0	0	-1.5
Totals	61	292	2	22	4.8

Passing	C-A-I	Yds	TD	Long	Sack
Chapman	7-12-0	72	0	14	1
Totals	7-12-0	72	0	14	1

Receiving	No.	Yds	TD	Long
Wells	3	30	0	14
Bawden	2	23	0	14
Houston	1	14	0	14
Penny	1	5	0	5
Totals	7	72	0	14

>>> FRESNO STATE

Rushing	Att	Yds	TD	Long	Avg
Virgil	9	44	0	28	4.9
James	15	34	0	10	2.3
Totals	24	78	0	28	3.2

Passing	C-A-I	Yds	TD	Long	Sack
Virgil	16-26-2	139	0	49	2
Cusick	0-1-1	0	0	0	0
Totals	16-27-3	139	0	49	2

Receiving	No.	Yds	TD	Long
Johnson	8	56	0	22
Peck	6	32	0	8
Jordan	1	49	0	49
Riddering	1	2	0	2
Totals	16	139	0	49

Game 7

SAN JOSE STATE	0	3	0	0	-	3
SAN DIEGO STATE	7	14	21	0	-	42

Oct. 21 | Qualcomm Stadium | San Diego, Calif. | 7:35 p.m. PT | Attendance: 25,613



TEAM STATISTICS

	UNLV	SDSU
FIRST DOWNS	14	22
Rushing	3	12
Passing	10	7
Penalty	1	3
NET YARDS RUSHING	67	293
Rushing Attempts	28	44
Average Per Rush	2.4	6.7
Rushing Touchdowns	0	5
Yards Gained Rushing	100	298
Yards Lost Rushing	33	5
NET YARDS PASSING	142	167
Completions-Attempts-Int	18-37-0	13-18-1
Average Per Attempt	3.8	9.3
Average Per Completion	7.9	12.8
Passing Touchdowns	0	1
TOTAL OFFENSE YARDS	209	460
Total offense plays	65	62
Average Gain Per Play	3.2	7.4
Fumbles: Number-Lost	1-0	1-0
Penalties: Number-Yards	7-69	5-37
PUNTS-YARDS	7-110	3-122
Average Yards Per Punt	44.3	40.7
Net Yards Per Punt	41.4	34.0
Inside 20	0	0
50+ Yards	3	0
Touchbacks	0	0
Fair catch	1	1
KICKOFFS-YARDS	2-130	7-448
Average Yards Per Kickoff	65.0	64.0
Net Yards Per Kickoff	40.0	44.6
Touchbacks	2	0
Punt returns: Number-Yards-TD	2-20-0	2-20-0
Average Per Return	10.0	10.0
Kickoff returns: Number-Yds-TD	7-136-0	0-0-0
Average Per Return	19.4	0.0
Interceptions: Number-Yds-TD	1-16-0	0-0-0
Fumble Returns: Number-Yds-TD	0-0-0	0-0-0
Miscellaneous Yards	0	0
Possession Time	29:01	30:59
1st Quarter	6:48	8:12
2nd Quarter	8:20	6:40
3rd Quarter	3:23	11:37
4th Quarter	10:30	4:30
Third-Down Conversions	7 of 18	4 of 9
Fourth-Down Conversions	1 of 3	2 of 2
Red-Zone Scores-Chances	1-2	4-4
Touchdowns	0-2	4-4
Field goals	1-2	0-4
Sacks By: Number-Yards	1-4	5-21
PAT Kicks	0-0	6-6
Field Goals	1-1	0-0
Points off turnovers	3	0

▶▶ GAME NOTES

Big Notes

- The Aztecs are bowl eligible for the seventh straight season.
- SDSU's 39-point winning margin was its largest since a 47-0 win over Nicholls on Sept. 4, 2010 and largest in a league game since a 56-8 victory over Hawai'i on Oct. 11, 1996.
- SDSU had two 100-yard rushers in the same game for the fifth time in the last 17 contests and 23rd time in school history. San Diego State is now 22-1 when it has multiple 100-yard rushers.
- Donnel Pumphrey recorded his 27th career 100-yard game with 135 yards and two touchdowns on 24 carries.
- Rashaad Penny had his second 100-yard game in three games. He finished five yards shy of his career high of 110.
- The Aztecs improved to 6-1 overall, their best seven-game record to open a campaign since the 1977 squad was 6-1.
- San Diego State held its third straight opponent to single digits in scoring for the first time since a four-game stretch from Oct. 15-Nov. 5, 1977.
- SDSU held the Spartans to 209 total yards and now has held 19 consecutive conference opponents to less than 400 yards of total offense, the longest active streak.
- The Aztecs won their 28th consecutive game when rushing for at least 200 yards. SDSU is now 36-2 in the Rocky Long era when rushing for 200-plus yards.

Team Notes

- The Aztecs won their fifth straight game played on Friday and improved to 11-2 all-time in Friday contests.
- SDSU won its fifth straight game against a team from the state of California (California, Fresno State (2), and San José State (2)). That is San Diego State's longest win streak against teams from the Golden State since a five-game streak from 1977-78.

San Diego State Rolls Past SJSU, 42-3

SAN DIEGO - Donnel Pumphrey ran for 135 yards and two touchdowns and Rashaad Penny ran for 105 yards and three scores to lead San Diego State to a 42-3 win over San José State to become bowl eligible for a seventh straight season Oct. 21 at Qualcomm Stadium.

The Aztecs (6-1, 3-0 MW) outgained the Spartans (2-6, 1-3 MW), 460-209, and continued their best start since 1977. The 39-point margin of victory was SDSU's best since a 47-0 win against Nicholls in 2010 and was the largest in a conference game since a 56-8 victory over Hawai'i in 1996.

San Diego State scored its first three touchdowns - a 4-yard pass from Christian Chapman to David Wells, a 3-yard run by Penny and a 27-yard run by Pumphrey - before SJSU got on the scoreboard with a 26-yard field goal late in the first half, closing the gap at 21-3.

The Aztecs then scored on three straight drives in the third quarter, beginning with a 4-yard run by Penny, followed by a 23-yard scamper by Pumphrey and ending with a career-long 73-yard dash by Penny.

San José State got 105 of its 209 yards over its final two drives in the fourth quarter, but failed on a fourth-and-goal from the 5 and a fourth-and-six from the 35 to close out the game.

Pumphrey's two touchdowns broke two more of Marshall Faulk's career records, including rushing (58) and overall (63). Both numbers rank in a tie for 11th in NCAA FBS history. He also finished with his sixth straight 100-yard game and 28th of his career. Pumphrey added two catches for 14 yards.

Penny, meanwhile, ran for his 105 yards on just nine attempts (11.7 avg.), thanks mainly on the 73-yarder. His three rushing touchdowns (and overall scores) were both career highs as he earned his second 100-yard game in three contests. Penny added two catches for 64 yards.

SDSU had two 100-yard rushers in the same game for the fifth time in the last 17 contests and 23rd time in program history.

Quarterback Christian Chapman added 31 yards on the ground as San Diego State ran for 293 yards and five touchdowns, winning its 28th consecutive game when rushing for at least 200 yards.

Chapman also threw for 167 yards and a touchdown, going 13 for 18.

David Wells posted career highs of five receptions and 62 yards, all in the first two drives, including a 4-yard touchdown catch from Chapman. Both the five catches and 62 yards were the Aztecs' most by a tight end since Gavin Escobar in 2012.

The San Diego State defense held its third straight opponent to single digits for the first time since a four-game stretch from Oct. 15-Nov. 5, 1977.

SDSU extended numerous streaks, including consecutive wins against conference opponents (14), home wins vs. league foes (13), victories in the Pacific Time Zone (12) and wins a home (9).

>>> SCORING SUMMARY

Qtr	Time	Team	Scoring Play	Plays	TOP	Score
1st	2:10	SDSU	Wells 4-yd pass from Chapman (Baron kick)	10-70	5:18	0-7
2nd	12:34	SDSU	Penny 3-yd run (Baron kick)	7-62	2:47	0-14
2nd	09:41	SDSU	Pumphrey 27-yd run (Baron kick)	3-43	0:50	0-21
2nd	03:00	SJ	Crawford 26-yd field goal	6-16	1:55	3-21
3rd	10:25	SDSU	Penny 4-yd run (Baron kick)	10-75	4:35	3-28
3rd	03:29	SDSU	Pumphrey 23-yd run (Baaron kick)	11-76	5:58	3-35
3rd	00:00	SDSU	Penny 73-yd run (Baron kick)	2-71	1:04	3-42

INDIVIDUAL STATISTICS

>>> San José State

Rushing	Att	Yds	TD	Long	Avg
Potter	9	42	0	21	4.7
Roberson	5	14	0	4	2.8
Zigler	7	14	0	4	2.0
Cooper	3	4	0	4	1.3
Love	4	-7	0	7	-1.8
Totals	28	67	0	21	2.4

Passing	C-A-I	Yds	TD	Long	Sack
Potter	13-29-0	104	0	23	3
Love	5-8-0	38	0	11	2
Totals	18-37-0	142	0	23	5

Receiving	No.	Yds	TD	Long
Crawley	4	10	0	9
Hartley	3	46	0	22
Johnson	3	18	0	8
Holmes	2	32	0	23
Cooper	1	11	0	11
Roberson	1	10	0	10
Cottrell	1	9	0	9
Oliver	1	6	0	6
Zigler	1	3	0	3
Smith	1	-3	0	0
Totals	18	142	0	23

>>> SAN DIEGO STATE

Rushing	Att	Yds	TD	Long	Avg
Pumphrey	24	135	2	27	5.6
Penny	9	105	3	73	11.7
Chapman	5	31	0	13	6.2
Washington	6	22	0	12	3.7
Totals	44	293	5	73	6.7

Passing	C-A-I	Yds	TD	Long	Sack
Chapman	13-18-1	167	1	35	1
Totals	13-18-1	167	1	35	1

Receiving	No.	Yds	TD	Long
Wells	5	62	1	24
Penny	2	64	0	35
Bawden	2	17	0	9
Pumphrey	2	14	0	7
Anderson	1	6	0	6
Washington	1	4	0	4
Totals	13	167	1	35

Game 8

SAN DIEGO STATE	10	10	3	17	-	40
UTAH STATE	7	0	0	6	-	13

Oct. 28 | Maverick Stadium | Logan, Utah | 6:00 p.m. MT | Attendance: 17,332



TEAM STATISTICS

	SDSU	USU
FIRST DOWNS	20	12
Rushing	18	4
Passing	0	6
Penalty	2	2
NET YARDS RUSHING	400	71
Rushing Attempts	57	28
Average Per Rush	7.0	2.5
Rushing Touchdowns	2	1
Yards Gained Rushing	418	90
Yards Lost Rushing	18	19
NET YARDS PASSING	14	181
Completions-Attempts-Int	4-10-0	11-26-1
Average Per Attempt	1.4	7.0
Average Per Completion	3.5	16.5
Passing Touchdowns	1	1
TOTAL OFFENSE YARDS	414	252
Total offense plays	67	54
Average Gain Per Play	6.2	4.7
Fumbles: Number-Lost	0-0	1-1
Penalties: Number-Yards	4-40	4-39
PUNTS-YARDS	3-132	7-310
Average Yards Per Punt	44.0	44.3
Net Yards Per Punt	45.0	44.3
Inside 20	1	1
50+ Yards	2	1
Touchbacks	0	0
Fair catch	0	6
KICKOFFS-YARDS	8-508	3-185
Average Yards Per Kickoff	63.5	61.7
Net Yards Per Kickoff	44.8	32.7
Touchbacks	2	1
Punt returns: Number-Yards-TD	0-0-0	2-(-3)-0
Average Per Return	0.0	-1.5
Kickoff returns: Number-Yds-TD	2-62-0	6-100-0
Average Per Return	31.0	16.7
Interceptions: Number-Yds-TD	1-28-1	0-0-0
Fumble Returns: Number-Yds-TD	0-0-0	0-0-0
Miscellaneous Yards	0	0
Possession Time	36:45	23:15
1st Quarter	9:08	5:52
2nd Quarter	11:34	3:26
3rd Quarter	10:15	4:45
4th Quarter	5:48	9:12
Third-Down Conversions	7 of 14	5 of 14
Fourth-Down Conversions	0 of 0	1 of 1
Red-Zone Scores-Chances	4-4	1-1
Touchdowns	2-4	1-1
Field goals	2-4	0-1
Sacks By: Number-Yards	3-13	2-4
PAT Kicks	4-4	1-2
Field Goals	4-4	0-0
Points off turnovers	10	0

▶▶ GAME NOTES

Big Notes

- Donnel Pumphrey moved from eighth on the NCAA FBS all-time rushing list to fifth (5,741) with 223 yards tonight, passing Cedric Benson (5,540), Travis Prentice (5,596) and Charles White (5,598), despite not playing in the fourth quarter for the second consecutive game.
- SDSU's rushing yards are tied for the second most in its Division I history (since 1969) and seventh in program history.
- Donnel Pumphrey recorded his seventh straight 100-yard rushing game and 28th of his career with 223 yards on 32 carries (7.0).
- Juwan Washington recorded his first career 100-yard rushing game with 137 yards and two touchdowns on 14 carries (9.8 avg.).
- SDSU has two 100-yard rushers in the same game for the sixth time in the last 18 contests and 24th time in school history. San Diego State is now 23-1 when it has multiple 100-yard rushers.
- Rocky Long claimed his 50th victory at San Diego State (115th overall). He is just the third football coach in program history to reach that milestone (also: Don Coryell (104) and Claude Gilbert (61)). He has more victories than his three predecessors combined (Brady Hoke (13), Chuck Long (9) and Tom Craft (19)).

Team Notes

- San Diego State trailed, 7-0, with 8:08 left in the first quarter, its first time trailing in a regular season league game since a 10-7 deficit at Colorado State on Oct. 31, 2015 (SDSU won, 41-17). It was its first time trailing in 400 minutes, 14 seconds (400:14).
- The Aztecs won their sixth straight game played on Friday and improved to 12-2 all-time in Friday contests.

San Diego State Rolls Utah State, 40-13

LOGAN, Utah - Donnel Pumphrey ran for 223 yards, moving into the top five on the NCAA career list, and Juwan Washington added 137 yards and two touchdowns in San Diego State's 40-13 victory over Utah State on Oct. 28.

SDSU piled up 400 yards on the ground, holding the Aggies to 71 yards rushing. San Diego State's 2,169 rushing yards are tied for the second most in its Division I history (since 1969) and seventh in program history.

Pumphrey broke 200 yards for the fourth time of the season (tied with Marshall Faulk for most in SDSU single-season history) and sixth time of his career (second in school history, one behind Faulk). He also recorded his fourth game this year with at least 220 yards (no other player in FBS this year has more than one).

The game got off to a surprising start for the Aztecs, who had not trailed in a game since a 10-7 deficit at Colorado State on Oct. 31, 2015. With just over eight minutes remaining in the first quarter, Aggies starting quarterback Kent Myers rushed 10 yards into the end zone for the first score of the game. It was the Aztecs' first time trailing in 400 minutes, 14 seconds (400:14).

But the Scarlet and Black replied immediately with a 50-second drive. Rashaad Penny returned the kickoff for 56 yards, which Pumphrey followed up with a five-yard rush. Washington ran 39 yards for his first career touchdown, knotting the score at 7-7. He added a second touchdown in the fourth quarter en route to his first 100-yard game.

San Diego State took the game and ran with it, due in large part to John Baron II. The sophomore was perfect on a career high four field goals in the driving rain, hitting his target from 21, 23, 41 and 43 yards. The four field goals tied a school record. He has now made eight straight field goals and is 10-for-11 (.900) on the season (and his career).

Quest Truxton and Malik Smith also recorded the first touchdowns of their career. With the score at 10-7 in the second quarter, Truxton caught a 10-yard pass from Christian Chapman for the 17-7 lead.

Smith, meanwhile, intercepted the ninth pass of his career in the fourth quarter and sprinted 28 yards into the end zone for the 40-7 score. San Diego State now has six interception returns for a touchdown (by five players) since the beginning of 2015.

Defensively, Ronley Lakalaka led the team in tackles (6) for the first time of his career. Dakota Turner forced his first career fumble, while Parker Baldwin recovered his first career fumble.

At quarterback for the Aztecs, Christian Chapman was 4-for-9 for 14 yards and one touchdown with zero interceptions. He improved to 9-1 as the starting quarterback, throwing the 10th touchdown of the season and 12th of his career.

The win was the 50th of SDSU head coach Rocky Long's career at San Diego State and his 115th overall. He is just the third football coach in program history to reach that milestone (also: Don Coryell (104) and Claude Gilbert (61)). He has more victories than his three predecessors combined (Brady Hoke (13), Chuck Long (9) and Tom Craft (19)).

The Aztecs handed Utah State just its fifth home loss in its last 31 home games (the Aggies entered the game with the nation's ninth-highest home winning percentage since Nov. 12, 2011 at 26-4).

>>> SCORING SUMMARY

Qtr	Time	Team	Scoring Play	Plays	TOP	Score
1st	8:08	USU	Myers 10-yd run (Warren kick)	7-70	2:57	0-7
1st	7:11	SDSU	Washington 39-yd run (Baron kick)	2-44	0:44	7-7
1st	1:04	SDSU	Baron 21-yd field goal	9-61	4:16	10-7
2nd	6:33	SDSU	Truxton 10-yd pass from Chapman (Baron kick)	16-79	8:13	17-7
2nd	0:00	SDSU	Baron 41-yd field goal	5-45	1:35	20-7
3rd	8:24	SDSU	Baron 43-yd field goal	9-46	4:20	23-7
4th	14:49	SDSU	Baron 23-yd field goal	12-53	6:06	26-7
4th	13:33	SDSU	Washington 1-yd run (Baron kick)	2-65	0:44	33-7
4th	13:21	SDSU	Smith 28-yd interception return (Baron kick)	--	--	40-7
4th	7:59	USU	Colston-Green 23-yd pass from Myers	13-91	5:14	40-13

INDIVIDUAL STATISTICS

>>> SAN DIEGO STATE

Rushing	Att	Yds	TD	Long	Avg
Pumphrey	32	223	0	44	7.0
Washington	14	137	2	64	9.8
Truxton	1	21	0	21	21.0
Penny	5	16	0	8	3.2
Chapman	3	6	0	10	2.0
Totals	57	400	2	64	7.0

Passing	C-A-I	Yds	TD	Long	Sack
Chapman	4-9-0	14	1	10	2
Pumphrey	0-1-0	0	0	0	0
Totals	4-10-0	14	1	10	2

Receiving	No.	Yds	TD	Long
Truxton	1	10	1	10
Houston	1	5	0	5
Penny	1	0	0	0
Wells	1	-1	0	0
Totals	4	14	1	10

>>> UTAH STATE

Rushing	Att	Yds	TD	Long	Avg
Myers	9	26	1	12	2.9
Hobbs	6	23	0	11	3.8
Mays	8	19	0	10	2.4
Lindsey	3	5	0	2	1.7
Hunt	1	3	0	3	3.0
Lewis	1	-5	0	0	-5.0
Totals	28	71	1	12	2.5

Passing	C-A-I	Yds	TD	Long	Sack
Myers	11-26-1	181	1	43	3
Totals	11-26-1	181	1	43	3

Receiving	No.	Yds	TD	Long
Houston	3	40	0	25
Tarver	3	28	0	14
Colston-Green	2	30	1	23
Byers	1	43	0	43
Lewis	1	22	0	22
Rodriguez	1	18	0	18
Totals	11	181	1	43

Game 9

HAWAI'I	0	0	0	0	-	0
SAN DIEGO STATE	14	13	14	14	-	55

Nov. 5 | Qualcomm Stadium | San Diego, Calif. | 4:00 p.m. PT | Attendance: 41,644



TEAM STATISTICS

	SDSU	UH
FIRST DOWNS	15	19
Rushing	3	14
Passing	12	4
Penalty	0	1
NET YARDS RUSHING	48	296
Rushing Attempts	27	42
Average Per Rush	1.8	7.0
Rushing Touchdowns	0	2
Yards Gained Rushing	71	331
Yards Lost Rushing	23	35
NET YARDS PASSING	167	97
Completions-Attempts-Int	25-45-4	8-16-1
Average Per Attempt	3.7	6.1
Average Per Completion	6.7	12.1
Passing Touchdowns	0	3
TOTAL OFFENSE YARDS	215	393
Total offense plays	72	58
Average Gain Per Play	3.0	6.8
Fumbles: Number-Lost	1-0	1-0
Penalties: Number-Yards	8-69	3-20
PUNTS-YARDS	8-359	3-153
Average Yards Per Punt	44.9	51.0
Net Yards Per Punt	33.2	44.3
Inside 20	2	2
50+ Yards	2	1
Touchbacks	1	1
Fair catch	2	0
KICKOFFS-YARDS	1-65	10-603
Average Yards Per Kickoff	65.0	60.3
Net Yards Per Kickoff	40.0	40.4
Touchbacks	1	0
Punt returns: Number-Yards-TD	0-0-0	4-73-0
Average Per Return	0.0	18.2
Kickoff returns: Number-Yds-TD	10-199-0	0-0-0
Average Per Return	19.9	0.0
Interceptions: Number-Yds-TD	1-1-0	4-109-2
Fumble Returns: Number-Yds-TD	0-0-0	0-0-0
Miscellaneous Yards	24	0
Possession Time	32:30	27:30
1st Quarter	5:36	9:24
2nd Quarter	7:44	7:16
3rd Quarter	7:37	7:23
4th Quarter	11:33	3:27
Third-Down Conversions	5 of 16	5 of 10
Fourth-Down Conversions	0 of 2	0 of 0
Red-Zone Scores-Chances	0-1	4-5
Touchdowns	0-1	3-5
Field goals	0-1	1-5
Sacks By: Number-Yards	2-17	2-13
PAT Kicks	0-0	7-7
Field Goals	0-0	2-3
Points off turnovers	0	17

▶▶ GAME NOTES

Big Notes

- The 55-0 shutout was the Aztecs' largest margin of victory in a shutout in their Division I history (since 1969).
- San Diego State scored its most points in a game since beating Hawai'i, 56-8, on Oct. 11, 1996. The points were tied for the 12th most in its DI history (since 1969).
- The Aztecs improved to 18-1 (.947) over their last 19 games (since Oct. 3, 2015), the third-best record over that span.
- SDSU held the Rainbow Warriors to 215 total yards and now has held 21 consecutive conference opponents to less than 400 yards of total offense, the longest active streak in FBS.
- Donnel Pumphrey recorded his eighth straight 100-yard rushing game and 30th of his career with 112 yards touchdowns on 21 carries (5.3 avg.).
- Rashaad Penny recorded his third 100-yard rushing game of his career (all in the last five games) with 108 yards and one touchdown on just eight carries (13.5 avg.).
- SDSU had two 100-yard rushers in the same game for the third straight game, fourth time in five games, seventh time in 19 games and 25th time in school history. San Diego State is now 24-1 when it has multiple 100-yard rushers.

Team Notes

- San Diego State did not trail in the game and has now gone eight straight regular-season home games without trailing. The last time the Aztecs trailed in a regular-season home game was Nov. 21, 2014 vs. Air Force (14-13, would go onto win, 30-14), a period of 503 minutes, 13 seconds (503:13).
- The Aztecs have now allowed just 19 offensive points (3.8 avg.) in Mountain West games this season and their opponents are averaging just 203.0 yards per game (1,015 yards) through five games.

San Diego State Beats Hawai'i, 55-0

SAN DIEGO -- Donnel Pumphrey ran for 112 yards and Rashaad Penny added 108 yards on the ground to lead San Diego State to a 55-0 win over Hawai'i Nov. 5 at Qualcomm Stadium.

The win, coupled with a Nevada loss at New Mexico later in the night, wrapped up the West Division title for the Aztecs (8-1, 5-0 MW) and a trip to the MW Championship for the second straight season.

The 55-0 win was SDSU's largest margin of victory in a shutout in its Division I history (since 1969) and largest margin of victory overall since 1970 (second largest in its DI history). The 55 points, meanwhile, are San Diego State's most since scoring 56 against Hawai'i in 1996.

Pumphrey had 85 yards by the end of the first quarter and did not play in the fourth quarter for a third consecutive game. It was his eighth consecutive 100-yard game, tying his own personal-best streak and tied for the second longest in school history (Marshall Faulk, 10), and 30th of his career.

Penny, meanwhile, logged his 108 yards on just eight carries, averaging 13.5 yards per attempt. It was his third 100-yard game of his career, all over the past five games. Included in the 108 yards was a 73-yard touchdown, which tied a career long, in the third quarter.

It was the Aztecs' third consecutive game with multiple 100-yard rushers, fourth time in five games, seventh time in 19 games and 25th time in program history.

Jwan Washington added 48 yards on five attempts (9.6 avg.) and two overall touchdowns, a 24-yard pass from Christian Chapman in the third quarter and a 20-yard run in the fourth.

Chapman tied a career high with three touchdown passes, connecting on strikes of 13 yards to David Wells and nine yards to Quest Truxton in the first quarter, and the 24-yard pass to Washington in the third.

The SDSU defense also got into the mix with two interceptions returned for a touchdown, a 14-yard return by Ron Smith in the first quarter and a 54-yard runback by Damontae Kazee in the fourth. It was the first time San Diego State returned two interceptions back for scores in the same game since the 2015 opener against San Diego. Altogether, the Aztecs picked off the Rainbow Warriors (4-6, 3-3 MW) four times, their most since a five-interception game against USD in the same 2015 opener.

John Baron II added a pair of field goals in the second quarter, connecting on a 30 and 45-yarder. He also tried a career-long 51-yard attempt in the third quarter, but came up just short, snapping a streak of 10 straight makes.

Calvin Munson led SDSU in tackles for the sixth time of the season with eight stops, while Smith, making his first career start at cornerback, added a career-high seven tackles, in addition to the 14-yard interception return for a score.

The San Diego State defense finished with four interceptions, seven pass breakups, a forced fumble and two sacks.

The Aztecs finished with 14 points in the first quarter, 13 in the second, 14 in the third and 14 in the fourth.

SDSU outgained UH, 393-215, including a decisive 296-48 margin on the ground. San Diego State won its 30th straight game when rushing for at least 200 yards.

The Aztecs continued their best start (8-1) since 1977.

>>SCORING SUMMARY

Qtr	Time	Team	Scoring Play	Plays	TOP	Score
1st	11:35	SDSU	Wells 13-yd pass from Chapman (Baron kick)	8-75	3:25	0-7
1st	1:59	SDSU	Truxton 9-yd pass from Chapman (Baron kick)	11-88	5:59	0-14
2nd	12:36	SDSU	Smith 14-yd interception return (Baron kick)	--	--	0-21
2nd	3:45	SDSU	Baron 30-yd field goal	6-20	3:20	0-24
2nd	0:04	SDSU	Baron 45-yd field goal	2-0	0:09	0-27
3rd	6:42	SDSU	Penny 73-yd run (Baron kick)	4-87	2:09	0-34
3rd	1:24	SDSU	Washington 24-yd pass from Chapman (Baron kick)	2-25	0:29	0-41
4th	14:42	SDSU	Kazee 54-yd interception return (Baron kick)	--	--	0-48
4th	8:02	SDSU	Washington 20-yd run (Baron kick)	6-80	2:58	0-55

INDIVIDUAL STATISTICS

>>SAN DIEGO STATE

Rushing	Att	Yds	TD	Long	Avg
Pumphrey	21	112	0	25	5.3
Penny	8	108	1	73	13.5
Washington	5	48	1	20	9.6
Agnew	1	23	0	23	23.0
Truxton	1	23	0	23	23.0
Team	1	-1	0	0	-1.0
Chapman	5	-17	0	6	-3.4
Totals	42	296	2	73	7.0

Passing	C-A-I	Yds	TD	Long	Sack
Chapman	7-15-1	76	3	24	2
Agnew	1-1-0	21	0	21	0
Totals	8-16-1	97	3	24	2

>>HAWAI'I

Rushing	Att	Yds	TD	Long	Avg
Lakalaka	14	40	0	10	2.9
Harris	4	19	0	6	4.8
Zwahlen	2	0	0	0	0.0
Team	1	-2	0	0	-2.0
Brown	6	-9	0	5	-1.5
Totals	27	48	0	10	1.8

Passing	C-A-I	Yds	TD	Long	Sack
Brown	22-35-3	135	0	13	2
Zwahlen	3-10-1	32	0	15	0
Totals	25-45-4	167	0	15	2

Receiving	No.	Yds	TD	Long
Ursua	7	41	0	11
Kemp	5	34	0	11
Collie	4	30	0	15
Camanse-Stevens	2	25	0	13
Ewaliko	2	15	0	11
Barker	2	13	0	7
Torres	2	7	0	5
'Unga	1	2	0	2
Totals	25	167	0	15

Game 10

SAN DIEGO STATE	10	16	13	7	-	46
NEVADA	7	0	2	7	-	16

Nov. 12 | Mackay Stadium | Reno, Nev. | 7:37 p.m. PT | Attendance: 16,730



TEAM STATISTICS

	SDSU	NEV
FIRST DOWNS	25	19
Rushing	16	7
Passing	9	11
Penalty	0	1
NET YARDS RUSHING	474	90
Rushing Attempts	44	34
Average Per Rush	10.8	2.6
Rushing Touchdowns	4	0
Yards Gained Rushing	490	105
Yards Lost Rushing	16	15
NET YARDS PASSING	146	276
Completions-Attempts-Int	11-17-0	21-37-3
Average Per Attempt	8.6	7.5
Average Per Completion	13.3	13.1
Passing Touchdowns	2	2
TOTAL OFFENSE YARDS	620	366
Total offense plays	61	71
Average Gain Per Play	10.2	5.2
Fumbles: Number-Lost	1-1	1-0
Penalties: Number-Yards	6-49	2-20
PUNTS-YARDS	1-35	4-160
Average Yards Per Punt	35.0	40.0
Net Yards Per Punt	35.0	35.2
Inside 20	1	2
50+ Yards	0	1
Touchbacks	0	1
Fair catch	1	0
KICKOFFS-YARDS	9-540	3-172
Average Yards Per Kickoff	60.0	57.3
Net Yards Per Kickoff	39.0	39.3
Touchbacks	6	1
Punt returns: Number-Yards-TD	1--1-0	0-0-0
Average Per Return	-1.0	0.0
Kickoff returns: Number-Yds-TD	2-29-0	2-39-0
Average Per Return	14.5	19.5
Interceptions: Number-Yds-TD	3-29-0	0-0-0
Fumble Returns: Number-Yds-TD	0-0-0	0-0-0
Miscellaneous Yards	0	0
Possession Time	28:00	32:00
1st Quarter	7:57	7:03
2nd Quarter	7:38	7:22
3rd Quarter	5:32	9:28
4th Quarter	6:53	8:07
Third-Down Conversions	7 of 9	10 of 16
Fourth-Down Conversions	0 of 0	0 of 1
Red-Zone Scores-Chances	5-5	1-1
Touchdowns	3-5	1-1
Field goals	2-5	0-1
Sacks By: Number-Yards	1-8	1-10
PAT Kicks	4-6	2-2
Field Goals	2-2	0-0
Points off turnovers	20	0

▶▶ GAME NOTES

Big Notes

- The Aztecs improved to 9-1 overall, their best 10-game record to open a campaign since the 1977 squad was 9-1.
- SDSU has won 19 of its last 20 games overall (19-1) since Oct. 3, 2015. That is second-best record in the nation during that span, trailing only Alabama.
- San Diego State had a school-record 474 rushing yards on 44 attempts, averaging 10.8 yards per carry for the game.
- The Aztecs finished with 620 total yards, its most since totaling 632 yards against Hawai'i on Dec. 7, 2002.
- SDSU handed Nevada its worst home loss (30 points) since a 38-7 loss to Boise State on Nov. 25, 2006.
- Donnell Pumphrey recorded his ninth straight 100-yard rushing game and 31st of his career with 198 yards and a touchdown on 26 carries (7.6 avg.).
- Pumphrey passed DeAngelo Williams into fourth place on the all-time NCAA FBS rushing list (now has 6,051 yards).
- Rashaad Penny recorded his fourth 100-yard rushing game of his career (all in the last six games) with 208 yards and two touchdowns on just 10 carries (20.8 avg.).
- SDSU had two 100-yard rushers in the same game for the fourth straight game, fifth time in six games, eighth time in 20 games and 26th time in school history. San Diego State is now 25-1 when it has multiple 100-yard rushers.
- San Diego State won its 31st consecutive game when rushing for at least 200 yards. The Aztecs are now 39-2 in the Rocky Long era when rushing for 200-plus yards.
- The Aztecs scored at least 40 points for the fourth consecutive game for the first time since 1990.
- SDSU won its ninth game of the year and has now won at least nine games in back-to-back seasons for the first time since winning 10 games in both 1976 and 1977.

Aztecs Blow Past Nevada, 46-16

RENO, Nev. - San Diego State rushed for a school-record 474 yards in a 46-16 win at Nevada Nov. 12 in Reno, Nev. Rashaad Penny ran for a career-high 208 yards with two touchdowns on just 10 carries (20.8), while Donnell Pumphrey had 198 yards and a touchdown. It was fourth consecutive game that the Aztecs (9-1, 6-0 MW) had a pair of 100-yard rushers and the fifth time in six league games.

Juwon Washington added 70 yards and a touchdown on five carries (14.0 avg.) as SDSU averaged 10.8 yards per attempt for the game, its highest average in a game its Division I history.

Penny got San Diego State on the scoreboard with a 40-yard touchdown run just 2 minutes, 28 seconds (2:28) into the game. The Wolf Pack (3-7, 1-5 MW) answered with an 11-play, 75-yard drive, ending with a Hassan Henderson fumble recovery in the end zone.

The Aztecs scored the next 25 points in the game, starting with a 28-yard field goal by John Baron, a 3-yard touchdown by Donnell Pumphrey, a 6-yard touchdown pass from Christian Chapman to Mikah Holder, a 31-yard field goal by Baron and a 17-yard pass from Chapman to David Wells. Baron, however, had his PAT blocked twice during the run, including one that resulted in a 98-yard PAT return for two points by EJ Muhammad to cut the lead to 32-9.

Penny answered for SDSU with a 72-yard touchdown run to take a 39-9 lead. Ty Gangi connected on a 40-yard touchdown strike to Wyatt Demps early in the fourth quarter to bring Nevada within 23 at 39-16.

Washington, however, broke out a 45-yard touchdown run for the final points of the game.

San Diego State finished with 620 total yards in the game, its most since totaling 632 yards against Hawai'i on Dec. 7, 2002.

It was the Aztecs' 17th consecutive win against a conference opponent, extending their longest active streak in the country, 14th straight in the Pacific Time Zone and 11th consecutive against teams from the Mountain West, West Division. SDSU continued its best start (9-1) since 1977 and won for the 19th time in 20 games.

San Diego State ended up handing the Wolf Pack its worst home loss (30 points) since a 38-7 loss to Boise State on Nov. 25, 2006.

Pumphrey logged his ninth straight 100-yard game, passing DeAngelo Williams for fourth on the all-time NCAA FBS rushing list in the process, while Penny recorded his fourth 100-yard game (all in the last six games) and became the 20th Aztec in school history with a 200-yard game.

It was SDSU's fourth straight game with a pair of 100-yard rushers, fifth time in six games and 26th time in school history.

Chapman had an efficient game, going 11-for-16 for 146 yards and two touchdowns.

San Diego State broke 40 points for the fourth straight game for the first time since 1990 and held its opponent below 400 yards of total offense for the 21st straight outing.

The Aztecs picked off Nevada quarterback Gangi three times and now leads the country with 19 picks in 10 games. Parker Baldwin had a career-high nine tackles and one interception, while setting a career best with three pass breakups, while Damontae Kazee added seven stops and a forced fumble.

>>SCORING SUMMARY

Qtr	Time	Team	Scoring Play	Plays	TOP	Score
1st	12:32	SDSU	Penny 40-yd run (Baron kick)	6-75	2:28	7-0
1st	7:32	NEV	Henderson 0-yd fumble return (Pettit kick)	11-75	5:00	7-7
1st	2:03	SDSU	Baron 28-yd field goal	10-64	5:39	10-7
2nd	10:19	SDSU	Pumphrey 3-yd run (Baron kick)	3-21	0:49	17-7
2nd	5:53	SDSU	Holder 6-yd pass from Chapman (Baron kick blocked)	6-32	2:35	23-7
2nd	0:03	SDSU	Baron 31-yd field goal	10-77	1:42	26-7
3rd	4:43	SDSU	Wells 17-yd pass from Chapman (Baron kick blocked)	9-75	4:40	32-7
3rd	4:43	NEV	Muhammad PAT return	--	--	32-9
3rd	2:50	SDSU	Penny 72-yd run (Baron kick)	2-73	0:52	39-9
4th	14:06	NEV	Demps 40-yd pass from Gangi (Pettit kick)	8-75	3:44	39-16
4th	7:34	SDSU	Washington 45-yd run (Baron kick)	3-54	1:26	46-16

INDIVIDUAL STATISTICS

>>SAN DIEGO STATE

Rushing	Att	Yds	TD	Long	Avg
Penny	10	208	2	72	20.8
Pumphrey	26	198	1	42	7.6
Washington	5	70	1	45	14.0
Chapman	2	0	0	10	0.0
TEAM	1	-2	0	0	-2.0
Totals	44	474	4	72	10.8

Passing	C-A-I	Yds	TD	Long	Sack
Chapman	11-16-0	146	2	22	1
Totals	11-16-0	146	2	22	1

>>NEVADA

Rushing	Att	Yds	TD	Long	Avg
Kinclaide	10	41	0	9	4.1
Butler	14	32	0	6	2.3
Wright	3	9	0	8	3.0
Gangi	7	8	0	10	1.1
Totals	34	90	0	10	2.6

Passing	C-A-I	Yds	TD	Long	Sack
Gangi	21-37-3	276	2	40	1
Totals	21-37-3	276	2	40	1

Receiving	No.	Yds	TD	Long
Holder	4	45	1	22
Wells	2	35	1	18
Penny	1	20	0	20
Bowden	1	19	0	19
Judge	1	16	0	16
Truxton	1	11	0	11
Totals	11	146	2	22

Receiving	No.	Yds	TD	Long
Gipson	7	38	0	20
Demps	4	93	1	40
Celis	4	42	0	19
Henderson	2	24	0	12
Butler	2	15	0	12
Gonzalez	1	39	0	39
Scott	1	25	0	25
Totals	21	276	1	40

AZTEC PLAYERS

#10 RYAN AGNEW

Quarterback • RS-Freshman • 6-0 • 185 • Southlake, Texas • Carroll HS

- **At San Diego State:** Athletic, mobile quarterback with an accurate arm ... Can throw on the run and in the pocket ... Is listed as the backup quarterback to Christian Chapman heading into the weekend.
- **2016 (Freshman):** Has played in six of the team's 10 games, completing both of his pass attempts for 29 yards and rushing twice for 26 yards (13.0 avg.) ... **vs. New Hampshire (Sept. 3)** ... Played the final series against New Hampshire, going 1-for-1 for eight yards and rushing once for three yards ... **vs. California (Sept. 10)** ... Did not play against California ... **at Northern Illinois (Sept. 17)** ... Did not see action at Northern Illinois ... **at South Alabama (Oct. 1)** ... Did not play at South Alabama ... **vs. UNLV (Oct. 8)** ... Logged snaps late vs. UNLV, but did not attempt a pass ... **at Fresno State (Oct. 14)** ... Did not play at Fresno State ... **vs. San José State (Oct. 21)** ... Played late against San José State without attempting a pass ... **at Utah State (Oct. 28)** ... Also logged statless time late at Utah State ... **vs. Hawai'i (Nov. 5)** ... Played the fourth quarter against Hawai'i, scrambling for a 23-yard rush and completing a 21-yard pass to Darryl Richardson ... Ended up setting career highs in rushing yards (23), long rush (23), passing yards (21) and long pass (21) ... **at Nevada (Nov. 12)** ... Logged statless time late in the game at Nevada.
- **2015 (Redshirt):** Redshirted his first season at SDSU, where he was named the team's offensive scout team player of the year.
- **High School:** Passed for 6,967 yards and 56 touchdowns over three years at Carroll High School in Southlake, Texas, leading the Dragons to a combined 36-5 (.878) record, according to *MaxPreps.com* ... Also rushed for 2,286 yards with 38 touchdowns, averaging 5.8 yards per carry ... Passed for 3,197 yards as a senior in 2014, going 223-for-335 (66.7 pct.) with 22 touchdowns, while adding 53 yards and eight touchdowns on the ground in a 13-1 season ... As a junior in 2013, was 200-for-316 (63.3 pct.) for 29 touchdowns against just seven interceptions, and an impressive 1,257 rushing yards and 20 scores on the ground ... Added 496 yards and 10 rushing touchdowns in 2012 ... Was a two-time District MVP (2013-14) ... A three-star recruit by Rivals, ESPN and 247sports, and a two-star pick by Scout ... Earned an 83 grade by 247 sports and a 73 by ESPN.
- **Personal:** Ryan James Agnew was born Sept. 26, 1996, in Southlake, Texas ... Son of Ed and Megann Agnew ... Chose San Diego State over offers from Arkansas State, UConn, Houston, Navy, S.F. Austin, Texas State and UNLV (according to Rivals) ... Is majoring in civil engineering.

Agnew's Career Statistics

Season	GP	Passing					Rushing					
		GS	Att.	Cmp.	Pct.	Int.	TD	Yds.	Rtg.	Att.	Yds.	TD
2016	6	0	2	2	100.0	0	0	29	221.80	2	26	0
Career	6	0	2	2	100.0	0	0	29	221.80	2	26	0

Career/2016 Highs: Attempts: 1 vs. Hawai'i (11/5/16), vs. New Hampshire (9/3/16); Completions: 1 vs. Hawai'i (11/5/16), vs. New Hampshire (9/3/16); Passing Yards: 21 vs. Hawai'i (11/5/16); Long Pass: 21 vs. Hawai'i (11/5/16); Carries: 1 vs. Hawai'i (11/5/16), vs. New Hampshire (9/3/16); Rushing Yards: 23 vs. Hawai'i (11/5/16); Long Rush: 23 vs. Hawai'i (11/5/16).

Agnew's Career Game-by-Game

Passing											
Date	Opponent	GP	GS	Att.	Cmp.	Pct.	Int.	TD	Yds.	Rtg.	
S.3.16	New Hampshire	1	0	1	1	100.0	0	0	8	167.20	
S.10.16	California			--- Did Not Play ---							
S.17.16	at Northern Illinois			--- Did Not Play ---							
O.1.16	at South Alabama			--- Did Not Play ---							
O.8.16	UNLV*	1	0	0	0	0.0	0	0	0	0.00	
O.14.16	at Fresno State*			--- Did Not Play ---							
O.21.16	San José State*	1	0	0	0	0.0	0	0	0	0.00	
O.28.16	at Utah State*	1	0	0	0	0.0	0	0	0	0.00	
N.5.16	Hawai'i*	1	0	1	1	100.0	0	0	21	276.40	
N.12.16	Nevada*	1	0	0	0	0.0	0	0	0	0.0	

*Bold indicates season high. * - Mountain West game.*

#97 CURTIS ANDERSON III

Wide Receiver • Senior • 6-3 • 200 • Palmdale, Calif. • Antelope Valley College

- **At San Diego State:** Big, physical receiver who is healthy after missing time last year ... Arguably the team's top blocking wide receiver ... Enrolled at San Diego State in January 2015 after playing two years at Antelope Valley College in Lancaster, Calif. ... Is listed as the starter at 'X' wide receiver spot for the seventh straight week ... Earned a scholarship prior to fall camp.
- **2016 (Senior):** Has played in all 10 games with four starts, making four catches for 19 yards (4.8 avg.) ... **vs. New Hampshire (Sept. 3)** ... Logged time off the bench vs. New Hampshire, registering a 6-yard catch ... **vs. California (Sept. 10)** ... Made a 3-yard grab in a reserve role vs. California ... **at Northern Illinois (Sept. 17)** ... Did not make a catch in playing time off the bench at Northern Illinois ... **at South Alabama (Oct. 1)** ... Earned the start at South Alabama - his first of the year and second of his career - but did not record a stat ... **vs. UNLV (Oct. 8)** ... Had a 4-yard grab in his second straight start at UNLV ... **at Fresno State (Oct. 14)** ... Did not find the stat sheet in playing time off the bench at Fresno State ... **vs. San José State (Oct. 21)** ... Started again vs. San José State and had a 6-yard catch ... **at Utah State (Oct. 28)** ... Came off the bench at Utah State, but did not record a stat ... **vs. Hawai'i (Nov. 5)** ... Did not record a stat in playing time off the bench against Hawai'i ... **at Nevada (Nov. 12)** ... Earned the start at Nevada, but did not find the stat sheet.
- **2015 (Junior):** Played in seven games, missing four of the final seven with an injury ... Started as the fifth wide receiver at the 'Z' position, but moved to backup stop by midseason ... Had a 6-yard catch on the season ... Did not play in the opener vs. San Diego ... Was not on the travel squad to California ... Did not see any action against South Alabama ... Logged his first career snaps at Penn State without recording a stat ... Played again against Fresno State, but did not find the stat sheet ... Had his first career catch - a 6-yarder - against Hawai'i ... Made his first career start at San José State, but did not record a stat ... Did not play against Utah State, nursing an injury ... Also missed the Colorado State game with the same injury ... Did not play again vs. Wyoming ... Also missed the UNLV game with the same injury ... Returned to log time against Nevada without finding the stat sheet ... Logged snaps against Air Force in the Mountain West Championship game, but did not record a stat ... Also played statless time vs. Cincinnati in the Hawai'i Bowl.
- **2012-13 (at Antelope Valley College):** Played two seasons at Antelope Valley College ... Lettered both years, combining for 34 catches, 387 yards and four touchdowns ... Caught 16 passes for 218 yards (13.6) and two scores as a sophomore in 2013 ... Had 18 receptions for 169 yards (9.4 avg.) as a freshman in 2012 ... Had four catches in three different games over his career.
- **High School:** Played his prep ball at Pete Knight High School in Palmdale, Calif. ... Was named a second-team all-Golden League selection as a senior.
- **Personal:** Curtis Anderson III was born Dec. 31, 1992, in North Hollywood, Calif. ... Son of Curtis Anderson ... Is majoring in social science.

Anderson's Career Statistics

Season	GP	GS	Rec.	Yds.	Avg.	Long	TD
2015	7	1	1	6	6.0	6	0
2016	10	4	4	19	4.8	6	0
Career	17	5	5	25	5.0	6	0

Career Highs: Receptions: 1, five times; Receiving Yards: 6 vs. San José State (10/21/16), vs. New Hampshire (9/3/16), at Hawai'i (10/3/15); Long Reception: 6 vs. San José State (10/21/16), vs. New Hampshire (9/3/16), at Hawai'i (10/3/15).

2016 Highs: Receptions: 1, four times; Receiving Yards: 6 vs. San José State (10/21/16) vs. New Hampshire (9/3/16); Long Reception: 6 vs. San José State (10/21/16), vs. New Hampshire (9/3/16).

Anderson's Career Game-by-Game

Date	Opponent	GP	GS	No.	Yds.	Avg.	Lg.	TD	TD Lengths
S.5.15	San Diego			--- Did Not Play ---					
S.12.15	at California			--- Did Not Play ---					

#29 JOHN BARON II

Kicker • Sophomore • 5-11 • 190 • Temecula, Calif. • Chaparral HS

- **At San Diego State:** Strong, left-footed kicker who does PATs, field goals and kickoff duties, now in his third season with the program ... Has a cannon of a leg ... Will look to improve his consistency.
- **2016 (Sophomore):** Has handled SDSU's PAT, field goal and kickoff duties in all 10 games on the season ... Was named a Lou Groza Collegiate Place-Kicker Award semifinalist on Nov. 3, the first Aztec semifinalist for the award since J.C. Mejia in 2003 ... Is nearly perfect so far, going 42-for-44 in PATs and 14-for-16 in field goal attempts ... Also has kicked off 70 times for 4,371 yards (62.4 avg.), posting 19 touchbacks ... Is tied with Heisman candidate Donnell Pumphrey for the team lead in points (84) ... Is ranked 17th nationally (fifth in the MW) in field goal percentage (.875), 25th (first in MW) in points per game among kickers (8.40), 38th (third in MW) in field goals per game (1.40) and 43rd (third in MW) in points per game (8.40) ... The .875 field goal percentage is ranked as the third best in SDSU single-season history (min. 10 attempts) ... Also is ninth in the league in points responsible for per game (8.40) ... Made 10 straight field goals from Oct. 1 at South Alabama until Nov. 5 vs. Hawai'i when his final attempt - a career-long 51-yarder - fell short ... Has multiple field goals in three straight games and four times in his career (all this year) ... **vs. New Hampshire (Sept. 3)** ... Had a solid debut in the opener vs. New Hampshire, making all four PATs and making his only field goal attempt from 33 yards ... Also kicked off six times for 386 yards, averaging 64.3 yards per boot ... Four of his six kicks were touchbacks ... **vs. California (Sept. 10)** ... Was perfect again against California, making a 39-yard field goal and all six PAT tries ... Kicked off a then career-high eight times for 508 yards (6.5 avg.) with three touchbacks ... **at Northern Illinois (Sept. 17)** ... Made all six PATs at Northern Illinois, but missed his first field goal of the season, a 44-yarder into a 15-mph wind ... Also kicked off seven times for 443 yards (63.3 avg.), including one touchback ... **at South Alabama (Oct. 1)** ... Made a 34-yard field goal and his only PAT try at South Alabama ... Also kicked off five times for 295 yards (59.0) with two touchbacks ... **vs. UNLV (Oct. 8)** ... Had a huge game against UNLV, going 2-for-2 in field goal attempts, including a pair of career-long makes (48 and 50 yards) ... Became the first Aztec since 2007 with multiple field goals in the same game from at least 48 yards (third time since 1996) ... Also made both of his PAT tries and kicked off six times for 383 yards (63.8 avg.) with a touchback ... **at Fresno State (Oct. 14)** ... Had another solid outing at Fresno State, making a 47-yard field goal and both PATs ... The 47-yarder gave him three straight makes (and attempts) from at least 47 yards ... Also kicked off four times for 256 yards (64.0 avg.) ... **vs. San José State (Oct. 21)** ... Did not attempt a field goal for the first time of the season vs. San José State, but did make all six of his PAT attempts ... Also kicked off seven times for 448 yards (64.0 avg.) ... **at Utah State (Oct. 28)** ... Had a career game at Utah State en route to being named the MW Special Teams Player of the Week, making a career-high four field goals, going 4-for-4 with a long of 43 yards ... The four field goals tied an Aztec school record (with seven others, most recent Wes Feer vs. Eastern Illinois on Aug. 31, 2013) ... Also made all four of his PAT's, giving him 16 points ... The 16 points also tied a SDSU record among kickers (fifth time it's happened) ... Also tied a then career high with eight kickoffs for 508 yards (63.5 avg.) with two touchbacks ... On his eight kickoffs, Utah State averaged a 20.3 average starting field position ... **vs. Hawai'i (Nov. 5)** ... Had another good game against Hawai'i, making his first two field goal attempts (30 and 45 yards) and nailing all seven PATs ... Did miss a career-long 51-yard attempt in the third quarter, snapping a streak of 10 consecutive makes ... Also kicked off a career-high 10 times for a career-best 603 yards (60.3 avg.) ... **at Nevada (Nov. 12)** ... Was 2-for-2 on field goal attempts, but 4-of-6 on PATs at Nevada (both PAT misses were blocked) ... Made his field goals from 28 and 31 yards ... Had multiple field goals for the third straight game and fourth time of his career ... Also kicked off nine times for 540 yards (60.0 avg.) with a career-high six touchbacks.
- **2015 (Freshman):** Was on the travel squad for most of the season, but did not see any action.
- **2014 (Redshirt):** Utilized his redshirt season in his first year at San Diego State ... Was originally one of four kickers on the roster, but moved up to No. 2 on the depth chart by the end of the season.
- **High School:** Lettered three years at Chaparral High School in Temecula, Calif. ... Converted all 48 of his extra-point attempts during his career at CHS, including a 38-for-38 mark as a senior ... Was 11-of-16 on field goal attempts as a senior, with a long of 51 yards ... Was a first-team all-league selection as a senior ... Went 2-for-2 in field goal attempts in three separate games ... Punted 29 times with a 40.5-yard average in 2013 ... Averaged 55.2 yards per kickoff as a junior with 39 touchbacks in 49 kickoffs ... Was rated as a 5-star kicker by *kohls-kicking.com* and was ranked as the 12th-best kicker in the class of 2014 by the website ... Was a two-star recruit by *Rivals.com* and *247sports* ... Also played soccer at Chaparral, where he

was named the defensive MVP ... A scholar-athlete.

- **Personal:** John Christopher Baron II was born Jan. 25, 1996, in Escondido, Calif. ... Son of John and Willi Jo Baron ... Was also recruited by Colorado in the process out of high school ... Is majoring in business administration with a focus in finance.

Baron's Career Statistics

Kicking

Season	GP	GS	FGM	FGA	Pct.	01-19	20-29	30-39	40-49	50+	Lg.	Blk.
2016	10	10	14	16	.875	0-0	3-3	5-5	5-6	1-2	50	0
Career	10	10	14	16	.875	0-0	3-3	5-5	5-6	1-2	50	0

Kickoffs

Season	GP	GS	No.	Yds.	Avg.	TB	OB
2016	10	10	70	4,371	62.4	19	1
Career	10	10	70	4,371	62.4	19	1

Career/2016 Highs: Points: 16 at Utah State (10/28/16) Field Goals: 4 at Utah State (10/28/16); Long Field Goal: 50 vs. UNLV (10/8/16); Kickoffs: 10 vs. Hawai'i (11/5/16); Touchbacks (KO): 6 at Nevada (11/12/16); Kickoff Avg. (More than 1 att.): 64.3 (6-for-386) vs. New Hampshire (9/3/16).

Baron's Career Game-by-Game

Kicking

Date	Opponent	GP	GS	PATs		FGs			
				Md.	Att.	Md.	Att.	Long	Blkd.
S.3.16	New Hampshire	1	*	4	4	1	1	33	0
S.10.16	California	1	*	6	6	1	1	39	0
S.17.16	at Northern Illinois	1	*	4	4	0	1	0	0
O.1.16	at South Alabama	1	*	1	1	1	1	34	0
O.8.16	UNLV*	1	*	2	2	2	2	50	0
O.14.16	at Fresno State*	1	*	2	2	1	1	47	0
O.21.16	San José State*	1	*	6	6	0	0	0	0
O.28.16	at Utah State*	1	*	4	4	4	4	43	0
N.5.16	Hawai'i*	1	*	7	7	2	3	45	0
N.12.16	at Nevada*	1	*	6	4	2	2	31	0

Kickoffs

Date	Opponent	GP	GS	No.	Yds.	Avg.	TB	OB
S.3.16	New Hampshire	1	*	6	386	64.3	4	0
S.10.16	California	1	*	8	508	63.5	3	0
S.17.16	at Northern Illinois	1	*	7	443	63.3	1	1
O.1.16	at South Alabama	1	*	5	295	59.0	2	0
O.8.16	UNLV*	1	*	6	383	63.8	1	0
O.14.16	at Fresno State*	1	*	4	256	64.0	0	0
O.21.16	San José State*	1	*	7	448	64.0	0	0
O.28.16	at Utah State*	1	*	8	508	63.5	2	0
N.5.16	Hawai'i*	1	*	10	603	60.3	0	0
N.12.16	at Nevada*	1	*	9	540	60.0	6	0

*Bold indicates season high. * - Mountain West game. GS - in this category indicates the player was on the field the first time San Diego State was in the field goal or kickoff formation.*

#58 ALEX BARRETT

Defensive End • Senior • 6-3 • 255 • Mesa, Ariz. • Desert Ridge HS

- **At San Diego State:** Physical defender who Coach Rocky Long called the best defensive tackle in the Mountain West in 2014 and the best defensive lineman this year ... A quick and agile athlete, who always seems to be in the right place at the right time ... Moved to right defensive end in 2015, but moved back to defensive tackle for final two games with starting DT Christian Heyward out for the year with a torn ACL ... Is slated to start at right defensive end, despite being hampered by a dislocated shoulder ... Is ranked eighth at SDSU in career sacks (18.0) and 10th in tackles for loss (37.0).
- **2016 (Senior):** Has been named a captain by his teammates ... Has been named a preseason first-team all-Mountain West selection by six outlets, including the Mountain West media, *ESPN College Football*, *Sporting News*, *Lindy's Sports*, *Athlon Sports* and Paul Myerberg of *USA Today* ... Was also named a second-team pick by *Phil Steele's 2016 College Football Preview* ... Also has been listed second on the "Five-Best MW Pro Prospects" by *Campus Insiders*, eighth on

"MW's Top-10 NFL Talent" by *Lindy's Sports* and 10th as the "Top Defensive Ends on the 2017 NFL Draft Board" by *Lindy's* ... Also was deemed the "33rd-Best Draft-Eligible Defensive End" by Phil Steele, a "Top-25 Player to Watch" by the *Orlando Sentinel* and a "SDSU Player to Watch" by *Lindy's* ... Is having another good season with 37 tackles (21 solo), team highs of 6.5 sacks, 10 tackles for loss and 13 quarterback hurries, along with four pass breakups in 10 starts ... Is ranked second in the MW (48th nationally) in sacks per game (0.65) and sixth in tackles for loss per game ... **vs. New Hampshire (Sept. 3)** ... Had a monster opener against New Hampshire, registering five tackles (four solo), two sacks (and two tackles for loss) for 14 yards and four pass breakups ... The four PBUs were the most in FBS play during the first weekend and tied for the fifth most in a game in program history ... **vs. California (Sept. 10)** ... Registered four tackles (two solo), including a 6-yard sack (and tackle for loss) in another start vs. California ... Also added a game-high-tying three quarterback hurries ... **at Northern Illinois (Sept. 17)** ... Had four tackles (three solo) at Northern Illinois, including two tackles for loss for 11 yards and a 10-yard sack ... **at South Alabama (Oct. 1)** ... Recorded five tackles at South Alabama, despite dislocating a shoulder ... **vs. UNLV (Oct. 8)** ... Registered four tackles (three solo) with a 10-yard sack (and tackle for loss) in a start against UNLV, despite the discolored shoulder ... **at Fresno State (Oct. 14)** ... Had three tackles, a 3-yard sack (and TFL) and a game-high two QBH in a start at Fresno State ... **vs. San José State (Oct. 21)** ... Registered three tackles (two solo) with a 3-yard tackle for loss and two quarterback hurries against San José State ... **at Utah State (Oct. 28)** ... Came up with five stops (two solo), including a 1/2 sack (and tackle for loss), and four quarterback hurries at Utah State ... **vs. Hawai'i (Nov. 5)** ... Only had one tackle against Hawai'i, but it went down for a 2-yard loss ... Also added a quarterback hurry ... **at Nevada (Nov. 12)** ... Made three stops, including 0.5 tackles for loss in a start at Nevada ... Also added a quarterback hurry.

- **2015 (Junior):** Was named a first-team all-Mountain West selection by the league's coaches and media ... Also was chosen as the team's Defensive Lineman of the Year for the second straight season ... Was on the Rotary Lombardi Watch List, which goes out to the top lineman or linebacker near the line of scrimmage ... Earned postseason first-team all-MW honors from Phil Steele ... Also was named a first-team preseason all-Mountain West selection by Phil Steele, and second-team picks by *Athlon Sports* and *Lindy's Sports* ... Has been deemed an "SDSU Player to Watch" by *Lindy's* ... Had 62 tackles (33 solo) on the season to go along with 13.0 tackles for a loss, 5.5 sacks, seven quarterback hurries, two interceptions, including one for a touchdown, two forced fumbles and a pass breakup ... His 62 tackles were the most among the Aztec defensive linemen (next highest was 38) ... Ranked 10th in the MW in tackles for loss per game (0.93) and fifth among defensive linemen in tackles per game (4.43) ... Had a solid first outing of the season vs. San Diego, making four tackles with one for a loss, a sack and a pass breakup ... Recorded four tackles (three solo) in another start at California, including 1.0 TFL ... Also had a game-high two quarterback hurries ... Made five stops against South Alabama ... Made four tackles at Penn State, including 1.5 for a loss ... Had seven tackles vs. Fresno State ... Added 0.5 sacks and a tackle for loss ... Made one solo stop in another start at Hawai'i ... Had another good all-around game at San José State with five tackles (all solo), including two for eight yards of loss, and a 10-yard interception ... The interception was the first of his career, while the two tackles for loss were a season best ... Finished with five tackles (three solo) against Utah State, including a 6-yard sack (and tackle for loss) and a forced fumble ... Had five tackles with one for a 4-yard loss to go along with a quarterback hurry at Colorado State ... Had another big game against Wyoming, coming up with four tackles (all solo), including a career-high three tackles for loss and a career-high-tying two sacks ... Both sacks came on third-down plays, allowing the Aztecs to get the ball back on a punt ... Made one stop in another start at UNLV before an injury sidelined him early in the game ... Returned healthy against Nevada, making six tackles with a 13-yard sack (and TFL) and two quarterback hurries ... Had a season-high eight tackles against Air Force in the Mountain West Championship game, while adding 0.5 tackles for loss and a forced fumble ... The eight tackles also matched a career best ... The forced fumble was his second of the season and third of his career ... Had three tackles (all solo) vs. Cincinnati in the Hawai'i Bowl and added a 43-yard interception for a touchdown that put SDSU up, 42-0 ... The touchdown was the first of his career.

- **2014 (Sophomore):** Was named an honorable-mention pick by the Mountain West media and coaches ... Was also selected as the team's Defensive Lineman of the Year ... Also was on the MW midseason second team by Phil Steele ... Started and played in each of the first 10 games before missing the Air Force and San José State contest with a foot injury, and also the Poinsettia Bowl vs. Navy ... Had 39 tackles (21 solo), 9.0 tackles for loss, three sacks, three pass breakups, six quarterback hurries, a forced fumble and a blocked kick ... Ranked second on the team in tackles for loss (9.0) and tied for second in sacks (3.0), despite missing the final three games ... Ranked ninth in the MW and sixth among defensive linemen with 0.90 tackles for loss per game ... Was also eighth in tackles per game (3.9) among defensive linemen

... The 9.0 TFL are the most by an Aztec defensive lineman since Ernie Lawson had 9.5 in 2010 ... Made his first career start in the opener vs. Northern Arizona, making five tackles and 2.5 tackles for loss, while adding his first career blocked kick ... Had another good all-around game in another start at No. 21/23 North Carolina, recording three tackles (two solo), 1.0 TFL, his first two career PBUs and two quarterback hurries ... The first PBU was deflected to Jon Sanchez, who intercepted the pass and ran it six yards ... The play set up a 12-yard touchdown run by Donnel Pumphrey, giving SDSU its first lead of the game ... Started for a third straight game at Oregon State, recording five tackles ... Had another big game vs. UNLV, making three tackles (all solo), a career-high-tying two sacks and two tackles for loss ... Came up with four tackles (three solo) and a game-high two quarterback hurries at Fresno State in another start ... Had two solo stops and a quarterback hurry at New Mexico ... Made two tackles (one solo), including a 5-yard sack (and TFL) and his third pass breakup of the season vs. Hawai'i ... Started again at Nevada, where he recorded five tackles (three solo) and a TFL ... The five stops were tied for the third most on the team ... Set a career high with eight tackles (three solo), 1.5 tackles for loss and a forced fumble in another start vs. Idaho ... Had already set a career high with six in the first half ... The eight tackles ranked third on the team and tied for fourth in the game ... Came up with two assisted stops and a quarterback hurry in a start at Boise State ... Missed the final three games - Air Force, San José State and Navy in the Poinsettia Bowl - with a foot injury ... Had surgery on the foot in December.

- **2013 (Freshman):** Played well off the bench over 12 games in limited snaps, posting 15 tackles (eight solo), 5.0 tackles for loss and 3.0 sacks ... The three sacks were tied for second on the team, while the 5.0 TFL ranked sixth ... Did not play in the opener vs. Eastern Illinois ... Logged his first career collegiate appearance at No. 3/2 Ohio State without recording a stat ... Played off the bench again vs. Oregon State without cracking the stat sheet ... Made his first career tackle, a solo stop, at New Mexico State ... Came off the bench again vs. Nevada without making the stat sheet ... Had a breakout game at Air Force with starter Cody Galea battling a flu, finishing with two sacks for 16 yards and four tackles (three solos) ... The 2.0 sacks were the most by an Aztec since Everett Beed recorded 2.0 sacks at Wyoming on Nov. 24, 2012 ... The 2.0 TFL were also a season high ... Made one stop off the bench vs. No. 15/18 Fresno State ... Played against New Mexico without recording a stat ... Made two tackles with 1.0 TFL at San José State ... Made one assisted tackle off the bench at Hawai'i ... In his first game listed at No. 2 on the depth chart at defensive tackle rather than third at defensive line, he had two tackles (both solo), both for a loss and a 4-yard sack vs. Boise State ... Played again at defensive tackle off the bench at UNLV and tied a season high with four tackles ... Played against Buffalo in the Famous Idaho Potato Bowl, but did not record a stat.
- **2012 (Redshirt):** Redshirted his first season at SDSU.
- **High School:** Two-time first-team all-state selection at Desert Ridge High School ... First-team all-region on defense and East Valley all-region on both sides of the ball as a junior ... Was named his team's outstanding offensive lineman in 2009 and 2011 ... Tabbed to the all-Arizona Super 25 his senior campaign and also was rated the 32nd-best recruit in the state of Arizona by *ESPN* ... Two-star defensive lineman by *Rivals.com*, who earned a *Scouts, Inc.* grade of 73 ... Also lettered in track, finishing second in the state last year in the shot put ... Was Desert Ridge's MVP in track on two occasions.
- **Personal:** Alejandro Barrett was born March 6, 1994, in Yuma, Ariz. ... Son of Audry and Elena Barrett ... Has two younger brothers ... Also drew interest from Fresno State, Army, Arizona State, New Mexico, Air Force, Montana, Northern Colorado and San José State ... Is majoring in social science.

Barrett's Career Statistics

Season	GP	GS	UA	A	TT	TFL	Sk	Int.	PBU	FF	FR
2013	12	0	8	7	15	5.0	3.0	0	0	0	0
2014	10	10	21	18	39	9.0	3.0	0	3	1	0
2015	14	14	33	29	62	13.0	5.5	2	1	2	0
2016	10	10	21	16	37	10.0	6.5	0	4	0	0
Career	46	34	83	70	153	37.0	18.0	2	8	3	0

Career Highs: Tackles: 8 vs. Air Force (12/5/15), vs. Idaho (11/8/14); Tackles For Loss: 3.0 vs. Wyoming (11/14/15); Sacks: 2.0, four times; Interceptions: 1 vs. Cincinnati (12/24/15), at San José State (10/17/15); Pass Breakups: 4 vs. New Hampshire (9/3/16); Forced Fumbles: 1 vs. Air Force (12/5/15), vs. Utah State (10/23/15), vs. Idaho (11/8/14); Blocked Kicks: 1 vs. Northern Arizona (8/30/14); Defensive Touchdowns: 1 vs. Cincinnati (12/25/15).

2016 Highs: Tackles: 5 at Utah State (10/28/16), at South Alabama (10/1/16), vs. New Hampshire (9/3/16); Tackles For Loss: 2.0 at Northern Illinois (9/17/16), vs. New Hampshire (9/3/16); Sacks: 2.0 vs. New Hampshire (9/3/16); Pass Breakups: 4 vs. New Hampshire (9/3/16).

Barrett's Career Game-by-Game

Date	Opponent	GP	GS	UA	A	TT	TFL	Sk.	Int.	PBU	FF	FR
A.31.13	Eastern Illinois			---Did Not Play---								
S.7.13	at 3/2 Ohio State	1	0	0	0	0	0.0	0.0	0	0	0	0
S.21.13	Oregon State	1	0	0	0	0	0.0	0.0	0	0	0	0
S.28.13	at New Mexico State	1	0	1	0	1	0.0	0.0	0	0	0	0
O.4.13	Nevada*	1	0	0	0	0	0.0	0.0	0	0	0	0
O.10.13	at Air Force*	1	0	3	1	4	2.0	2.0	0	0	0	0
O.26.13	15/18 Fresno State*	1	0	0	1	1	0.0	0.0	0	0	0	0
N.2.13	New Mexico*	1	0	0	0	0	0.0	0.0	0	0	0	0
N.9.13	at San José State*	1	0	1	1	2	1.0	0.0	0	0	0	0
N.16.13	at Hawai'i*	1	0	0	1	1	0.0	0.0	0	0	0	0
N.23.13	Boise State*	1	0	2	0	2	2.0	1.0	0	0	0	0
N.30.13	at UNLV*	1	0	1	3	4	0.0	0.0	0	0	0	0
D.21.13	vs. Buffalo&	1	0	0	0	0	0.0	0.0	0	0	0	0
A.30.14	Northern Arizona	1	1	3	2	5	2.5	0.0	0	0	0	0
S.6.14	at 21/23 No. Carolina	1	1	2	1	3	1.0	0.0	0	2	0	0
S.20.14	at Oregon State	1	1	1	4	5	0.0	0.0	0	0	0	0
S.27.14	UNLV*	1	1	3	0	3	2.0	2.0	0	0	0	0
O.3.14	at Fresno State*	1	1	3	1	4	0.0	0.0	0	0	0	0
O.10.14	at New Mexico*	1	1	2	0	2	0.0	0.0	0	0	0	0
O.18.14	Hawai'i*	1	1	1	1	2	1.0	1.0	0	1	0	0
N.1.14	at Nevada*	1	1	3	2	5	1.0	0.0	0	0	0	0
N.8.14	Idaho	1	1	3	5	8	1.5	0.0	0	0	1	0
N.15.14	at Boise State*	1	1	0	2	2	0.0	0.0	0	0	0	0
N.21.14	Air Force*			--- Did Not Play - Injured ---								
N.29.14	San José State*			--- Did Not Play - Injured ---								
D.23.14	Navy#			--- Did Not Play - Injured ---								
S.5.15	San Diego	1	1	2	2	4	1.0	1.0	0	1	0	0
S.12.15	at California	1	1	3	1	4	1.0	0.0	0	0	0	0
S.19.15	South Alabama	1	1	1	4	5	0.0	0.0	0	0	0	0
S.26.15	at Penn State	1	1	2	2	4	1.5	0.0	0	0	0	0
O.3.15	Fresno State*	1	1	3	4	7	1.0	0.5	0	0	0	0
O.10.15	at Hawai'i*	1	1	1	0	1	0.0	0.0	0	0	0	0
O.17.15	at San José State*	1	1	5	0	5	2.0	0.0	1	0	0	0
O.23.15	Utah State*	1	1	3	2	5	1.0	1.0	0	0	1	0
O.31.15	at Colorado State*	1	1	2	3	5	1.0	0.0	0	0	0	0
N.14.15	Wyoming*	1	1	4	0	4	3.0	2.0	0	0	0	0
N.21.15	at UNLV*	1	1	1	0	1	0.0	0.0	0	0	0	0
N.28.15	Nevada*	1	1	1	5	6	1.0	1.0	0	0	0	0
D.5.15	Air Force**	1	1	2	6	8	0.5	0.0	0	0	1	0
D.24.15	vs. Cincinnati%	1	1	3	0	3	0.0	0.0	1	0	0	0
S.3.16	New Hampshire	1	1	4	1	5	2.0	2.0	0	4	0	0
S.10.16	California	1	1	2	2	4	1.0	1.0	0	0	0	0
S.17.16	at Northern Illinois	1	1	3	1	4	2.0	1.0	0	0	0	0
O.1.16	at South Alabama	1	1	2	3	5	0.0	0.0	0	0	0	0
O.8.16	UNLV*	1	1	3	1	4	1.0	1.0	0	0	0	0
O.14.16	at Fresno State*	1	1	1	3	4	1.0	1.0	0	0	0	0
O.21.16	San José State*	1	1	2	1	3	1.0	0.0	0	0	0	0
O.28.16	at Utah State*	1	1	2	3	5	0.5	0.5	0	0	0	0
N.5.16	Hawai'i*	1	1	1	0	1	1.0	0.0	0	0	0	0
N.12.16	at Nevada*	1	1	1	2	3	0.5	0.0	0	0	0	0

*Bold indicates season high. * - Mountain West game. & - 2013 Famous Idaho Potato Bowl (Bronco Stadium; Boise, Idaho). # - 2014 San Diego County Credit Union Poinsettia Bowl (Qualcomm Stadium; San Diego, Calif.). ** - 2015 Sports Authority Mountain West Championship (Qualcomm Stadium; San Diego, Calif.). % - 2015 Hawai'i Bowl (Aloha Stadium; Honolulu, Hawaii).*

#15 NICK BAWDEN

Fullback • Junior • 6-3 • 240 • Los Gatos, Calif. • Los Gatos HS

• **At San Diego State:** Was the backup quarterback for most of 2014 after starting for an injured Quinn Kaehler for two straight games at Fresno State and New Mexico ... Moved to fullback from quarterback prior to fall camp, where he backed up two-year starter Dakota Gordon in 2015 ... Good athlete who already possesses good hands ... Is listed as the starter

at fullback heading into the Wyoming contest for the eighth straight game ... Coach Long called him the most improved offensive player in the spring.

- **2016 (Junior):** Has played in each of the past nine games, starting the last seven ... Has 10 catches for 84 yards (8.4 avg.) and a 4-yard rush ... According to Pro Football Focus, has graded out as the best fullback in the country this year and the No. 1 blocking fullback ... vs. New Hampshire (Sept. 3) ... Did not play in the opener vs. New Hampshire ... vs. California (Sept. 10) ... Made his first career catch, going for four yards against California off the bench ... at Northern Illinois (Sept. 17) ... Made another 4-yard grab off the pine at Northern Illinois ... at South Alabama (Oct. 1) ... Had a 10-yard catch in his first career start at fullback at South Alabama ... Also had a 4-yard rush, his first rushing attempts as a fullback ... vs. UNLV (Oct. 8) ... Started again against UNLV, but did not record a stat ... at Fresno State (Oct. 14) ... Had career highs of two catches and 23 yards in a start at Fresno State ... Included in the 23 yards was a long of 14 yards ... vs. San José State (Oct. 21) ... Had another two catches for 17 yards in a start against San José State ... at Utah State (Oct. 28) ... Did not record a stat in starting time at Utah State ... vs. Hawai'i (Nov. 5) ... Caught two passes for seven yards (3.5 avg.) in another start against Hawai'i ... at Nevada (Nov. 12) ... Had a career-long 19-yard catch in a start at Nevada.
- **2015 (Sophomore):** Played in nine games on the season, including eight of the final 10, without recording a stat ... Did not play in the opener vs. San Diego ... Logged his first snaps of his career at fullback at California without finding the stat sheet ... Did not play against South Alabama ... Was on the travel squad to Penn State, but did not see any action ... Saw time on special teams vs. Fresno State ... Traveled on the Hawai'i trip, but did not see any time ... Logged snaps at fullback at San José State without making the stat sheet ... Played late in the game against Utah State, but did not record a stat ... Also logged statless time at Colorado State ... Played some time at fullback vs. Wyoming, but did not get on the stat sheet ... Logged significant time off the bench at UNLV without recording a stat ... Played some statless time vs. Nevada ... Also did not see action vs. Air Force in the Mountain West Championship ... Played in the Hawai'i Bowl against Cincinnati without making the stat sheet.
- **2014 (True Freshman):** Was one of eight Aztec true freshmen to see action in a game and was the only one to earn a start ... Worked up from fourth on the depth chart after spring drills to the backup quarterback to senior Quinn Kaehler heading into the 2014 opener ... Threw for 147 yards on the year, going 13-for-38 for a touchdown and two interceptions ... Also rushed 11 times for 43 yards (3.9 avg.) ... If you take away the three times he was sacked, he had 63 rushing yards eight attempts (7.9 avg.) ... Came off the bench to play the final series in the opening win vs. Northern Arizona, but did not throw a pass ... Was on the travel squad to No. 21/23 North Carolina, but did not appear in the game ... Also was on the travel squad to Oregon State, but did not log any snaps ... Played in the team's final drive vs. UNLV, but only handed the ball off ... Became the second true freshman to start a game at quarterback and first without previously throwing a pass at Fresno State ... Was 9-for-24 for 84 yards with one touchdown and two interceptions ... Also rushed for 36 yards on eight attempts, averaging 4.5 yards per carry ... If you took away the two times he was sacked, those rushing numbers go to 48 yards on six attempts (8.0 avg.) ... Was the 39th player to make his quarterback starting debut for the Aztecs in the Division I era (since 1969) ... Became the second SDSU true freshman in school history (Spencer Brinton in 1997) to start at quarterback in an Aztec win at New Mexico ... Was 4-for-13 for 63 yards with no touchdowns and no interceptions, playing only the first half ... Also carried three times for seven yards (twice for 15 yards if you take away the 8-yard sack) ... Had a career-long 43-yard pass in the first quarter to Eric Judge ... Suited up at home against Hawai'i, but did not play in the game ... Was the back-up to Quinn Kaehler once again at Nevada, but did not see any action ... Backed up Kaehler once again at quarterback vs. Idaho, but did not see the field ... Was on the travel squad, but did not see any action at Boise State ... Also didn't play against Air Force ... Came off the bench vs. San José State and threw a pass for the first time since the New Mexico game, but the pass was incomplete ... Was on the sidelines, but did not see the field vs. Navy in the Poinsettia Bowl.
- **High School:** Completed 107-of-197 passes (54.3 percent) for 1,622 yards and 14 touchdowns with eight interceptions as a senior at Los Gatos High ... Also rushed for 189 yards on 39 attempts (4.9 avg.) with one touchdown ... Passed for 1,636 yards and 12 touchdowns as a junior ... Rated as a three-star recruit by *Scout.com* and was picked as the 67th-best quarterback ... Also was a three-star recruit by *ESPN.com* with a scout grade of 77, a three-star recruit by 247sports with a grade of 82 and a two-star recruit by *Rivals.com*.
- **Personal:** Charles Nicholas Bawden was born June 22, 1996, in Los Gatos, Calif. ... Son of Rick and Kimberly Bawden ... Was also offered a scholarship from Eastern Washington, while drawing interest from Arkansas, California, Fresno State, Harvard, San José State, Utah and Washington ... A business administration major with a concentration as a management entrepreneur.

Bawden's Career Statistics

Season	GP	Passing						Rushing				
		GS	Att.	Cmp.	Pct.	Int.	TD	Yds.	Rtg.	Att.	Yds.	TD
2014	5	2	38	13	34.2	2	1	147	64.86	11	43	0
2015	9	0	0	0	0.0	0	0	0	0.00	0	0	0
2016	9	7	0	0	0.0	0	0	0	0.00	1	4	0
Career	23	9	38	13	34.2	2	1	147	64.86	12	47	0

Receiving

Season	GP	GS	Rec.	Yds.	Avg.	Long	TD
2014	5	2	0	0	0.0	0	0
2015	9	0	0	0	0.0	0	0
2016	9	7	10	84	8.4	19	0
Career	23	7	10	84	8.4	19	0

Career Highs: Carries: 8 at Fresno State (10/3/14); Rushing Yards: 36 at Fresno State (10/3/14); Long Rush: 15 at New Mexico (10/10/14); Receptions: 2 vs. Hawai'i (11/5/16), vs. San José State (10/21/16), at Fresno State (10/14/16); Receiving Yards: 23 at Fresno State (10/14/16); Long Reception: 19 at Nevada (11/12/16); Attempts: 24 at Fresno State (10/3/14); Completions: 9 at Fresno State (10/3/14); Passing Yards: 84 at Fresno State (10/3/14); Long Pass: 43 at New Mexico (10/10/14); Passing Touchdowns: 1 at Fresno State (10/3/14); Completion Pct. (min. 12 att.): 37.50 (9-for-24) at Fresno State (10/3/14); Efficiency Rating: 71.48 at New Mexico (10/10/14).

2016 Highs: Carries: 1 a South Alabama (10/1/16); Rushing Yards: 4 at South Alabama (10/1/16); Long Rush: 4 at South Alabama (10/1/16); Receptions: 2 vs. Hawai'i (11/5/16), vs. San José State (10/21/16), at Fresno State (10/14/16); Receiving Yards: 23 at Fresno State (10/14/16); Long Reception: 19 at Nevada (11/12/16).

Bawden's Career Game-by-Game

Passing

Date	Opponent	GP	GS	Att.	Cmp.	Pct.	Int.	TD	Yds.	Rtg.
A.30.14	Northern Arizona	1	0	0	0	0.0	0	0	0	0.00
S.6.14	at 21/23 No. Carolina			--- Did Not Play ---						
S.20.14	at Oregon State			--- Did Not Play ---						
S.27.14	UNLV*	1	0	0	0	0.0	0	0	0	0.00
O.3.14	at Fresno State*	1	1	24	9	37.5	2	1	84	63.98
O.10.14	at New Mexico*	1	1	13	4	30.8	0	0	63	71.48
O.18.14	Hawai'i*			--- Did Not Play ---						
N.1.14	at Nevada*			--- Did Not Play ---						
N.8.14	Idaho			--- Did Not Play ---						
N.15.14	at Boise State*			--- Did Not Play ---						
N.21.14	Air Force*			--- Did Not Play ---						
N.29.14	at San José State*	1	0	1	0	0.0	0	0	0	0.00
D.23.14	Navy#			--- Did Not Play ---						

Rushing

Date	Opponent	GP	GS	Rushing			Receiving			
				Att.	Yds.	Avg.	TD	No.	Yds.	TD
S.5.15	San Diego			--- Did Not Play ---						
S.12.15	at California	1	0	0	0	0.0	0	0	0	0
S.19.15	South Alabama			--- Did Not Play ---						
S.26.15	at Penn State			--- Did Not Play ---						
O.3.15	Fresno State*	1	0	0	0	0.0	0	0	0	0
O.10.15	at Hawai'i*			--- Did Not Play ---						
O.17.15	at San José State*	1	0	0	0	0.0	0	0	0	0
O.23.15	Utah State*	1	0	0	0	0.0	0	0	0	0
O.31.15	at Colorado State*	1	0	0	0	0.0	0	0	0	0
N.14.15	Wyoming*	1	0	0	0	0.0	0	0	0	0
N.21.15	at UNLV*	1	0	0	0	0.0	0	0	0	0
N.28.15	Nevada*	1	0	0	0	0.0	0	0	0	0
D.5.15	Air Force``			--- Did Not Play ---						
D.24.15	vs. Cincinnati%	1	0	0	0	0.0	0	0	0	0
S.3.16	New Hampshire			--- Did Not Play ---						
S.10.16	California	1	0	0	0	0.0	0	1	4	0
S.17.16	at Northern Illinois	1	0	0	0	0.0	0	1	4	0
O.1.16	at South Alabama	1	1	1	4	4.0	0	1	10	0

O.8.16	UNLV*	1	1	0	0	0.0	0	0	0	0
O.14.16	at Fresno State*	1	1	0	0	0.0	0	2	23	0
O.21.16	San José State*	1	1	0	0	0.0	0	2	17	0
O.28.16	at Utah State*	1	1	0	0	0.0	0	0	0	0
N.5.16	Hawai'i*	1	1	0	0	0.0	0	2	7	0
N.12.16	at Nevada*	1	1	0	0	0.0	0	1	19	0

*Bold indicates season high. * - Mountain West game. # - 2014 San Diego County Credit Union Poinsettia Bowl (Qualcomm Stadium; San Diego, Calif.). `` - 2015 Sports Authority Mountain West Championship (Qualcomm Stadium; San Diego, Calif.). % - 2015 Hawai'i Bowl (Aloha Stadium; Honolulu, Hawaii).*

#91 TANNER BLAIN

Punter • Senior • 6-0 • 205 • Lindenhurst, Ill. • El Camino College

- **At San Diego State:** Accurate punter who continues to work on his power ... Was at the University of Kentucky for two years, redshirting the 2012 season and practicing in 2013, before transferring to El Camino College to punt in 2014 ... Enrolled at SDSU in the 2015 spring semester ... Is listed as the starting punter heading into this weekend for the 24th straight game ... Is also the team's holder on PAT's and field goals.
- **2016 (Senior):** Has started at the punter position and has held for PAT's and field goals in all 10 games on the season ... Is on the Ray Guy Award Watch List for the second consecutive season ... Has punted 41 times for 1,677 yards (40.9 avg.) with a long of 57 yards ... Eighteen (18) punts have landed inside the 20-yard line, including seven inside the 10 and three inside the 5 ... Nine of his punts have been fair caught and has just four touchbacks ... Also has eight punts of at least 50 yards ... Is ranked 10th in the Mountain West in punt average (40.90) ... If you take away the 15 times he's had to punt inside his opponent's side of the field, he has averaged 43.65 yards per punt (on 26 attempts) this year ... **vs. New Hampshire (Sept. 3)** ... Punted eight times in the opener vs. New Hampshire for 295 yards (36.9 avg.) ... Only two of the eight punts were returned, while two were fair caught (also two touchbacks) ... Had a long of 47 yards ... **vs. California (Sept. 10)** ... Had a better game against California, punting five times for 190 yards (38.0 avg.) with a long of 50 yards ... Two of the five punts landed inside the 20-yard line ... **at Northern Illinois (Sept. 17)** ... Had a career game at Northern Illinois in his home state, punting five times for 212 yards, averaging 42.4 yards per boot with a career-high-tying four inside the 20 ... He ended up with four punts inside the 7-yard line, including three inside the 5 (2, 3 and 4) with the other landing on the 6 ... On his four punts inside the 7, the Huskies were held scoreless ... His other punt was a then season-long 52-yarder ... For his efforts, was named the Mountain West Special Teams Player of the Week for the first time of his career ... **at South Alabama (Oct. 1)** ... Had another good punting game at South Alabama, punting five times for 232 yards (46.4 avg.) with two inside the 20-yard line ... Had a long of 53 yards ... **vs. UNLV (Oct. 8)** ... Punted four times for 161 yards (40.3 avg.) against UNLV with a then season-long boot of 55 yards ... Two of his four punts landed inside the 20, including one at the 7-yard line ... **at Fresno State (Oct. 14)** ... Had another good outing at Fresno State, punting four times with three of them inside the Bulldog territory ... Ended up landing three of his four attempts inside the 20, including one inside the 10 ... The other punt was a season-long 57-yarder ... Ended up punting for 145 yards, averaging 36.2 yards per boot ... **vs. San José State (Oct. 21)** ... Punted three times for 122 yards (40.7 avg.) with a long of 47 yards against San José State ... **at Utah State (Oct. 28)** ... Punted three times for 132 yards (44.0 avg.) at Utah State with two punts - 51 and 50 - traveling at least 50 yards ... Finished with a net average of 45.0 as two punts were returned for a loss of three yards ... **vs. Hawai'i (Nov. 5)** ... Had another solid outing against Hawai'i, punting three times for 153 yards, posting a career-high average of 51.0 with a long of 56 yards ... Two of his three punts landed inside the 20, including one inside the 10, with the other going for a touchback ... Finished with a net average of 44.3 ... **at Nevada (Nov. 12)** ... Was only called upon to punt once for 35 yards at Nevada, making the Wolf Pack start at the 12-yard line.
- **2015 (Junior):** Was the team's starting punter in all 14 games ... Punted 77 times for 3,102 yards, averaging 40.3 yards per boot ... Twenty-five of his 77 punts landed inside the 20-yard line, including nine inside the 10 and two inside the 5 ... Twenty-four of his 77 punts were fair caught ... Had eight 50-plus-yard boots ... Just 19 of his 77 punts were returned for 95 yards (5.0 avg.) ... Had a long punt of 63 yards, which was the longest by an Aztec since Brian Stahovich's 89-yarder at Missouri on Sept. 18, 2010 ... Had a solid debut as an Aztec vs. San Diego, punting five times for 222 yards (44.4 avg.), including two 50-plus yard boots ... Had a long of 63 yards, which is the longest by an SDSU player since Brian Stahovich's 89-yarder at Missouri on Sept. 18, 2010 ... It was also tied for the 16th-longest punt by an Aztec since

1996 and the 12th longest by a SDSU player in the MW era (since 1999) ... Three of his five punts were inside the 20-yard line ... Punted a career-high nine times for 365 yards (40.6 avg.) at California with four landing inside the 20-yard line and an impressive five being fair caught ... Had a long of 51 yards ... Had a good game for South Alabama, punting six times for 281 yards, averaging a career-high 46.8 yards per boot ... Three of his six punts landed inside the 20, including three inside the 10 and two inside the 5 (2 and 1-yd line) ... Had a long of 60 yards ... Three of the six punts were fair caught and three were downed as none were returned ... The average starting field position for USA off his punts was the 14 ... Had eight punts at Penn State for 313 yards, averaging 39.1 per kick ... One landed inside the 20 and one was fair caught ... Had a long of 48 yards ... Punted six times for 233 yards (38.8 avg.) against Fresno State ... Had one punt land inside the 10-yard line with one touchback ... Four of the six punts were fair caught ... Tied a career high with nine punts at Hawai'i for 379 yards (42.1 avg.) ... Three of his punts landed inside the 20-yard line, including one on the 5 ... Had two punts that traveled 50-plus yards with a long of 54 yards ... Had a solid outing at San José State, punting three times for 118 yards (39.3 avg.) with all three punts landing inside the 20-yard line, including two inside the 10 ... The three punts finished at the 12, 6 and 8-yard line, giving the Spartans an average starting field position of 8.7 yard line on those punts ... Two of the three punts came on the SJSU side of the field, somewhat skewing his punt average ... His one punt on SDSU's side of the ball was his longest of the game at 48 yards ... Punted five times for 179 yards (35.8 avg.) against Utah State with a long of 46 yards ... Two of the five punts were inside the 20, three were fair caught and two were returned for just seven yards ... One of the punts was muffed by an Aggie player and Marcus Stamps recovered the ball, but set up a missed Aztec field goal ... Punted four times for 173 yards (43.2 avg.) at Colorado State with a long of 52 yards ... None of the four punts were returned ... Punted three times for 123 yards (41.0 avg.) vs. Wyoming ... Posted a 42.0 net average as the one punt that was returned was muffed for a 3-yard loss, where long snapper Jeff Overbaugh pounced on it for the recovery ... SDSU later scored on the drive ... Had a long of 44 yards ... Punted four times for 146 yards (36.5 avg.) at UNLV with a long of 40 yards, landing one at the 12-yard line ... Punted six times for 224 yards (37.3 avg.) against Nevada with a long of 45 yards ... One landed inside the 20-yard line and zero of the six boots were returned ... Had five punts for 209 yards (41.8 avg.) with a long of 51 yards vs. Air Force in the MW Championship game ... One of the punts landed inside the 20-yard line ... Two of the five punts were returned for a total of just three yards (1.5 avg.) ... Had four punts for 137 yards (34.2 avg.) vs. Cincinnati in the Hawai'i Bowl with a long of 47 yards ... Two of his four punts landed inside the 20-yard line.

- **2014 (at El Camino College):** Punted 53 times for 1,968 yards (37.1 avg.) in 2014 at El Camino College with a long of 63 yards ... Eighteen of his 53 punts landed inside the 20, while 11 were fair caught and just one went for a touchback ... Best game was vs. Citrus on Sept. 27, when he punted six times for 271 yards (45.2 avg.), including a 63-yarder and two inside the 20 ... Followed that up with a season-high 11 punts for 435 yards (39.5 avg.) with eight landing inside the 20 at Riverside.
- **At Univ. of Kentucky (2012-13):** Practiced with the Wildcats in 2013, but did not play in a game ... Redshirted his first season at UK in 2012.
- **High School:** Played wide receiver, cornerback, kicker and punter for Lake Community High School, helping the Eagles to a conference championship as a senior ... Named all-conference and the No. 1 punter in the area ... Averaged 44.6 yards per punt, while converting on 9-of-12 field goal attempts with an 85 percent touchback rate in his senior season ... Averaged 41.3 yards per punt as a junior and 39.4 yards per punt as a sophomore ... A two-star recruit by Rivals and 247sports ... Received a grade of 73 by 247sports ... Also earned three letters as a shooting guard in basketball ... Lettered one year in track and field, competing in the jumping events (long jump, triple jump and high jump).
- **Personal:** Tanner Austin Blaine was born May 3, 1994, in Lake Forest, Ill. ... Son of David and Priscilla Blain ... Chose Kentucky out of Lake Community High School since it was close to his hometown ... Is majoring in social science.

Blain's Career Statistics

Season	GP	GS	No.	Yds.	Avg.	Net	TB	FC	I20	50+	Lg.
2015	14	14	77	3,102	40.3	37.0	8	24	25	8	63
2016	10	10	41	1,677	40.9	37.2	4	9	18	8	57
Career	24	24	118	4,779	40.5	37.1	12	33	43	16	63

Career Highs: Punts: 9 at Hawai'i (10/10/15), at California (9/12/15); Yards: 379 at Hawai'i (10/10/15); Avg. (min. 2 attempts): 51.0 (3-for-153) Hawai'i (11/5/16); Net Avg. (min. 2 attempts): 46.8 vs. South Alabama (9/19/15); Punt Long: 63 vs. San Diego (9/5/15); Fair Caught: 5 at California (9/12/15); Inside 20: 4 at Northern Illinois (9/17/16), at California

(9/12/15).

2016 Highs: Punts: 8 vs. New Hampshire (9/3/16); Yards: 295 vs. New Hampshire (9/3/16); Avg. (min. 2 attempts): 51.0 (3-for-153) Hawai'i (11/5/16); Net Avg. (min. 2 attempts): 45.0 at Utah State (10/28/16); Punt Long: 57 at Fresno State (10/14/16); Fair Caught: 3 vs. California (9/10/16); Inside 20: 4 at Northern Illinois (9/17/16).

Blain's Career Game-by-Game

Date	Opponent	GP	GS	No.	Yds.	Avg.	Net	TB	FC	I20	Lg.
S.5.15	San Diego	1	*	5	222	44.4	40.4	1	1	3	63
S.12.15	at California	1	*	9	365	40.6	36.7	1	5	4	51
S.19.15	South Alabama	1	*	6	281	46.8	46.8	0	3	3	60
S.26.15	at Penn State	1	*	8	313	39.1	37.0	0	1	1	48
O.3.15	Fresno State*	1	*	6	233	38.8	34.3	1	4	1	41
O.10.15	at Hawai'i*	1	*	9	379	42.1	35.8	1	0	3	54
O.17.15	at San José State*	1	*	3	118	39.3	39.3	0	0	3	48
O.23.15	Utah State*	1	*	5	179	35.8	34.4	0	3	2	46
O.31.15	at Colorado State*	1	*	4	173	43.2	38.2	1	1	0	52
N.14.15	Wyoming*	1	*	3	123	41.0	42.0	0	0	0	44
N.21.15	at UNLV*	1	*	4	146	36.5	31.8	0	2	1	40
N.28.15	Nevada*	1	*	6	224	37.3	35.9	2	2	1	45
D.5.15	Air Force` `	1	*	5	209	41.8	37.6	1	1	1	51
D.24.15	vs. Cincinnati%	1	*	4	137	34.2	35.5	0	1	1	47
S.3.16	New Hampshire	1	*	8	295	36.9	29.3	2	2	1	47
S.10.16	California	1	*	5	190	38.0	38.0	0	3	2	50
S.17.16	at Northern Illinois	1	*	5	212	42.4	40.0	0	0	4	52
O.1.16	at South Alabama	1	*	5	242	46.4	42.6	0	0	2	53
O.8.16	UNLV*	1	*	4	161	40.3	34.2	1	0	2	55
O.14.16	at Fresno State*	1	*	4	145	36.3	36.3	0	2	3	57
O.21.16	San José State*	1	*	3	122	40.7	34.0	0	1	0	47
O.28.16	at Utah State*	1	*	3	132	44.0	45.0	0	0	1	51
N.5.16	Hawai'i**	1	*	3	153	51.0	44.3	1	0	2	56
N.12.16	at Nevada*	1	*	1	35	35.0	35.0	0	1	1	35

*Bold indicates season high. GS - * in this category indicates the player was on the field the first time San Diego State was in the punt formation. * - Mountain West game. ` ` - 2015 Sports Authority Mountain West Championship (Qualcomm Stadium; San Diego, Calif.). % - 2015 Hawai'i Bowl (Aloha Stadium; Honolulu, Hawaii).*

#71 DANIEL BRUNSKILL

Offensive Line • Senior • 6-5 • 260 • Valley Center, Calif. • Valley Center HS

- **At San Diego State:** Made the switch from tight end, where he was an honorable-mention all-MW pick in 2015, to offensive line for his final season with depth issues on the line ... Came to SDSU as an offensive lineman as a walk-on in 2012 ... Is listed as the starting right tackle at Wyoming for the 11th straight game ... Earned a scholarship after the spring semester of 2015 ... Has played in 50 consecutive games, tied for the longest streak on the team (Donnel Pumphrey and Nico Siragusa).
- **2016 (Senior):** Is on the Wuerffel Trophy Watch List, which goes out to the athlete who does the most community service, among other attributes ... Also was chosen as a Burlsworth Nominee, which goes out to the best college walk-on (current or former) ... Also was listed as the "28th-Best Draft-Eligible Tight End" by Phil Steele's 2016 College Football Preview ... Started the opener for the first time of his career at right tackle ... Also started vs. California, at Northern Illinois, at South Alabama, against UNLV, at Fresno State, against San José State, at Utah State, vs. Hawai'i and at Nevada ... Has assisted tackle on an Aztec turnover.
- **2015 (Junior):** Was named a Pro Football Focus honorable-mention All-American ... Also chosen as an honorable-mention all-Mountain West selection by the league's media and head coaches ... Started all 14 games at tight end, recording 10 catches for 112 yards (11.2 avg.) and two touchdowns ... The two receiving touchdowns tied for third on the team ... Earned the start in the opener vs. San Diego, but did not record a stat ... Had two catches for 37 yards (18.5 avg.) at California, including a 29-yard touchdown grab ... The 37 yards were a career high ... Made another start vs. South Alabama and came up with a 25-yard grab ... Started again at Penn State without finding the stat sheet ... Did not record a stat in another start vs. Fresno State ... Started at Hawai'i, where he had a 5-yard catch ... The 5-yard reception came on a 3rd and 5 play in the fourth quarter, allowing the Aztecs to hold onto the ball with a 14-point lead ... Made a two-yard catch in a start at San José State ... Also started against Utah

State without finding the stat sheet ... Had two receptions for 20 yards (10.0 avg.) in another start at Colorado State with a long of 12 yards ... Had a 2-yard touchdown catch in another start vs. Wyoming ... It was his second touchdown of the year and third of his career ... Came up with two receptions for 21 yards (10.5 avg.) in a start at UNLV with a long of 13 yards ... Earned the start once again vs. Nevada, but was unable to find the stat sheet ... Did not record a stat in another start vs. Air Force in the Mountain West Championship ... Started again vs. Cincinnati in the Hawai'i Bowl while playing statless time.

- **2014 (Sophomore):** Played in all 13 games with starts in four contests, making five catches for 31 yards and a touchdown ... Came off the bench to play against Northern Arizona, but did not record a stat ... Saw time at No. 21/23 North Carolina, but did not find the stat sheet ... Logged playing time at Oregon State without recording a stat ... Made his first career catch, a 6-yarder, vs. UNLV ... Made his first career start at Fresno State without finding the stat sheet ... Started for the second straight game at New Mexico, but did not record a stat ... Came off the bench against Hawai'i without recording a stat ... Had a big game off the bench at Nevada, setting career highs in receptions (3), receiving yards (19) and a career-long catch (12) ... Played once again off the bench against Idaho without finding the stat sheet ... Recorded his first career touchdown catch - a 6-yarder - off the bench at Boise State ... The catch gave SDSU its largest lead of the game at 20-0 ... Made his third start of the season against Air Force, but did not record a stat ... Started again vs. San Jose State without finding the stat sheet ... Saw time off the bench vs. Navy in the Poinsettia Bowl, but did not make the stat sheet.
- **2013 (Freshman):** Played in all 13 games as a redshirt freshman without recording a stat ... Saw action mainly as the blocking tight end ... Played in his first collegiate game in the opener vs. Eastern Illinois ... Also logged action at Ohio State, vs. Oregon State, at New Mexico State, vs. Nevada, at Air Force, vs. Fresno State, vs. New Mexico, at San José State, at Hawai'i, vs. Boise State, at UNLV and against Buffalo in the Famous Idaho Potato Bowl.
- **2012 (Redshirt):** Used his redshirt season in his first year on The Mesa.
- **High School:** A two-year letterwinner at Valley Center High ... Selected first-team all-CIF, first-team all-Valley League, first-team all-North County and second-team all-state as a senior ... Was a team captain as a senior ... Also played volleyball, lacrosse and was on the wrestling team.
- **Personal:** Daniel Zachary Brunskill was born Jan. 27, 1994, in San Diego, Calif. ... Son of Michael and Susan Brunskill ... Graduated from Valley Center High with a 3.83 grade point average ... Is majoring in civil engineering.

Brunskill's Career Statistics

Receiving

Season	GP	GS	Rec.	Yds.	Avg.	Long	TD
2013	13	0	0	0	0.0	0	0
2014	13	4	5	31	6.2	12	1
2015	14	14	10	112	11.2	29	2
Career	40	18	15	143	9.5	29	3

Career Highs: Receptions: 3 at Nevada (11/1/14); Receiving Yards: 37 at California (9/12/15); Receiving Touchdowns: 1 vs. Wyoming (11/14/15), at California (9/12/15), at Boise State (11/15/14); Long Reception: 29 at California (9/12/15); Tackles: 1 vs. San José State (10/21/16).

2016 Highs: Tackles: 1 vs. San José State (10/21/16).

Offensive Line

Season	GP	GS
2016	10	10
Career	10	10

Brunskill's Career Game-by-Game

Receiving

Date	Opponent	GP	GS	No.	Yds.	Avg.	Lg.	TD	TD Lengths
A.31.13	Eastern Illinois	1	0	0	0	0.0	0	0	
S.7.13	at 3/2 Ohio State	1	0	0	0	0.0	0	0	
S.21.13	Oregon State	1	0	0	0	0.0	0	0	
S.28.13	at New Mexico State	1	0	0	0	0.0	0	0	
O.4.13	Nevada*	1	0	0	0	0.0	0	0	
O.10.13	at Air Force*	1	0	0	0	0.0	0	0	
O.26.13	15/18 Fresno State*	1	0	0	0	0.0	0	0	
N.2.13	New Mexico*	1	0	0	0	0.0	0	0	
N.9.13	at San José State*	1	0	0	0	0.0	0	0	

N.16.13	at Hawai'i*	1	0	0	0	0.0	0	0	
N.23.13	Boise State*	1	0	0	0	0.0	0	0	
N.30.13	at UNLV*	1	0	0	0	0.0	0	0	
D.21.13	vs. Buffalo&	1	0	0	0	0.0	0	0	
A.30.14	Northern Arizona	1	0	0	0	0.0	0	0	
S.6.14	at 21/23 No. Carolina	1	0	0	0	0.0	0	0	
S.20.14	at Oregon State	1	0	0	0	0.0	0	0	
S.27.14	UNLV*	1	0	1	6	6.0	6	0	
O.3.14	at Fresno State*	1	1	0	0	0.0	0	0	
O.10.14	at New Mexico*	1	1	0	0	0.0	0	0	
O.18.14	Hawai'i*	1	0	0	0	0.0	0	0	
N.1.14	at Nevada*	1	0	3	19	6.3	12	0	
N.8.14	Idaho	1	0	0	0	0.0	0	0	
N.15.14	at Boise State*	1	0	1	6	6.0	6	1	6
N.21.14	Air Force*	1	0	0	0	0.0	0	0	
N.29.14	at San José State*	1	0	0	0	0.0	0	0	
D.23.14	Navy#	1	0	0	0	0.0	0	0	
S.5.15	San Diego	1	1	0	0	0.0	0	0	
S.12.15	at California	1	1	2	37	18.5	29	1	29
S.19.15	South Alabama	1	1	1	25	25.0	25	0	
S.26.15	at Penn State	1	1	0	0	0.0	0	0	
O.3.15	Fresno State*	1	1	0	0	0.0	0	0	
O.10.15	at Hawai'i*	1	1	1	5	5.0	5	0	
O.17.15	at San José State*	1	1	1	2	2.0	2	0	
O.23.15	Utah State*	1	1	0	0	0.0	0	0	
O.31.15	at Colorado State*	1	1	2	20	10.0	12	0	
N.14.15	Wyoming*	1	1	1	2	2.0	2	1	2
N.21.15	at UNLV*	1	1	2	21	10.5	13	0	
N.28.15	Nevada*	1	1	0	0	0.0	0	0	
D.5.15	Air Force``	1	1	0	0	0.0	0	0	
D.24.15	vs. Cincinnati	1	1	0	0	0.0	0	0	

Offensive Line

Date	Opponent	GP	GS/POS
S.3.16	New Hampshire	1	RT
S.10.16	California	1	RT
S.17.16	at Northern Illinois	1	RT
O.1.16	at South Alabama	1	RT
O.8.16	UNLV*	1	RT
O.14.16	at Fresno State*	1	RT
O.21.16	San José State*	1	RT
O.28.16	at Utah State*	1	RT
N.5.16	Hawai'i*	1	RT
N.12.16	at Nevada*	1	RT

*Bold indicates season high. * - Mountain West game. & - 2013 Famous Idaho Potato Bowl (Bronco Stadium; Boise, Idaho). # - 2014 San Diego County Credit Union Poinsettia Bowl (Qualcomm Stadium; San Diego, Calif.). `` - 2015 Sports Authority Mountain West Championship (Qualcomm Stadium; San Diego, Calif.). % - 2015 Hawai'i Bowl (Aloha Stadium; Honolulu, Hawaii).*

#42 TROY CASSIDY

Linebacker • TR-Freshman • 6-3 • 210 • Carlsbad, Calif. • Carlsbad HS

- **At San Diego State:** The true freshman is on the depth chart for the first time of his career this week at Wyoming, slated to back up two-time all-Mountain West performer Calvin Munson.
- **2016 (Junior):** Has played in each of the last seven games, making nine tackles (four solo) with a 1-yard sack (and tackle for loss) ... **vs. New Hampshire (Sept. 3)** ... Did not play in the opener vs. New Hampshire ... **vs. California (Sept. 10)** ... Also did not see the field vs. California ... **at Northern Illinois (Sept. 17)** ... Did not play at Northern Illinois ... **at South Alabama (Oct. 1)** ... Saw time on special teams for the first time of his collegiate career, but did not record a stat ... **vs. UNLV (Oct. 8)** ... Also logged statless time vs. UNLV ... **at Fresno State (Oct. 14)** ... Had his first two tackles of his career at Fresno State ... **vs. San José State (Oct. 21)** ... Made a career-high three stops (all solo) vs. San José State ... Also recorded his first sack (and tackle for loss), going for 1-yard ... **at Utah State (Oct. 28)** ... Did not find the stat sheet at Utah State, but did play ... **vs. Hawai'i (Nov. 5)** ...

Tied a career high with three tackles (one solo) against Hawai'i ... **at Nevada (Nov. 12)** ... Made on assisted tackle at Nevada.

- **High School:** Was a three-year letterwinner at Carlsbad High School at nearby Carlsbad ... Recorded 178 tackles (119 solo), with 10 sacks over his Lancer career ... All-CIF San Diego Section first-team defense honoree his senior season after ranking second on the team with 69 tackles, 46 solo, four tackles for loss and two interceptions for 85 yards and 4.5 sacks, according to MaxPreps ... At tight end in 2015, recorded 226 yards on 13 receptions, scoring three touchdowns ... Helped lead Carlsbad to a 2015 Avocado West League championship, returning an interception 70 yards for a touchdown in the title game ... All-Avocado West League second team honoree his junior season, recording 82 tackles, 55 solo, nine tackles for loss and five sacks ... A three-star recruit by Rivals, Scout and ESPN ... Earned a grade of 72 by ESPN ... Lettered in volleyball for the Lancers, earning All-Academic Team honors and scholar-athlete accolades and helping Carlsbad to a spot in the CIF San Diego Section Boys' Volleyball Championship match.
- **Personal:** Troy Aaron Cassidy was born June 1, 1988, in San Diego, Calif. ... Also received offers from Arizona, Boise State, Colorado, Navy, Nevada, Oregon State, Utah State, Washington and Washington State (according to Rivals) ... Is undecided on a major.

Cassidy's Career Statistics

Season	GP	GS	UA	A	TT	TFL	Sk	Int.	PBU	FF	FR
2016	7	0	4	5	9	1.0	1.0	0	0	0	0
Career	7	0	4	5	9	1.0	1.0	0	0	0	0

Career/2016 Highs: Tackles: 3 vs. Hawai'i (11/5/16), San José State (10/21/16); Tackles For Loss: 1.0 vs. San José State (10/21/16); Sacks: 1.0 vs. San José State (10/21/16);

Harper's Career Game-by-Game

Date	Opponent	GP	GS	UA	A	TT	TFL	Sk.	Int.	PBU	FF	FR
S.3.16	New Hampshire											
S.10.16	California											
S.17.16	at Northern Illinois											
O.1.16	at South Alabama	1	0	0	0	0	0.0	0.0	0	0	0	0
O.8.16	UNLV*	1	0	0	0	0	0.0	0.0	0	0	0	0
O.14.16	at Fresno State*	1	0	0	2	2	0.0	0.0	0	0	0	0
O.21.16	San José State*	1	0	3	0	3	1.0	1.0	0	0	0	0
O.28.16	at Utah State*	1	0	0	0	0	0.0	0.0	0	0	0	0
N.5.16	Hawai'i*	1	0	1	2	3	0.0	0.0	0	0	0	0
N.12.16	at Nevada*	1	0	0	1	1	0.0	0.0	0	0	0	0

*Bold indicates season high. * - Mountain West game.*

#10 CHRISTIAN CHAPMAN

Quarterback • Sophomore • 6-0 • 200 • Carlsbad, Calif. • Carlsbad HS

- **At San Diego State:** Mobile, accurate quarterback with a quick release ... Has a ton of potential ... Was one of three true freshman quarterbacks on the depth chart in 2014 and was the main backup last year ... Is 11-1 as a starting quarterback, winning both the 2015 MW Championship game and the Hawai'i Bowl, and nine of 10 games this year ... Since his first start (Dec. 5, 2015), he owns the 10th-best pass efficiency rating in the country (156.4, min. 200 att., 11 GP) ... Was named the starter for the 2016 season in spring drills.
- **2016 (Sophomore):** Has racked up numerous superlatives, including being named a "Other Quarterbacks to Watch" by *Athlon Sports'* Steven Lissan, a "Top 25 MW Player to Watch" by the *Orlando Sentinel's* Matt Murschel, "SDSU's Key Player to a Successful Season" by *Campus Insiders'* Pete Fiutak, a "Group of 5 Wild Card Players" by *Athlon Sports'* J.P. Scott and a "SDSU Player to Watch" by *Lindy's Sports* ... Is 111-for-179 (62.0 pct.) for 1,387 yards and 15 touchdowns with just four interceptions, owning a 150.28 pass efficiency rating ... His 150.3 pass efficiency rating this year is the second best by an Aztec quarterback since 1996 (min. 175 att.), while his 62.0 completion percentage is ranked third ... Ranks third in the Mountain West (21st nationally) in pass efficiency rating (150.28), third (38th nationally) in completion percentage (62.0), third (51st nationally) in pass touchdowns (15), fourth (46th nationally) in yards per attempt (7.75) and fifth (54th nationally) in yards per completion (12.50) ... If you take away the 19 times that he has been sacked this year, he has rushed 27 times for 146 yards (5.4 avg.) ... **vs. New Hampshire (Sept. 3)** ... Had a solid opener vs. New Hampshire in just his third career start, completing 16 of 25 passes for a career-high 283 yards and a career-best two touchdowns ... His 283 yards were the most by an Aztec since Quinn Kaehler had 326 vs. Air Force on Nov. 21, 2014 ... Threw an 86-yard pass to Mikah Holder in the first

quarter, tied for the seventh-longest pass in program history ... Also rushed six times for 7 yards (4.5 avg.) ... **vs. California (Sept. 10)** ... Was 14-for-23 for 129 yards, a touchdown and an interception against California ... The interception stopped numerous streaks, including 87 passes by Chapman without an interception, 254 pass attempts by SDSU without an interception and 404 snaps without a turnover ... **at Northern Illinois (Sept. 17)** ... Was 11-for-19 with a career-high three touchdowns and 126 yards in his fifth career start ... Became the first Aztec with three touchdown passes in a game since Maxwell Smith threw three vs. Wyoming on Nov. 14, 2015 ... All three scores came in the first half as SDSU raced out to a 28-7 lead ... **at South Alabama (Oct. 1)** ... Completed 13 of 22 passes for 159 yards and a touchdown at South Alabama ... **vs. UNLV (Oct. 8)** ... Was 15-for-20 for 215 yards and one touchdown without throwing a pick against UNLV ... Connected on a career-high 75 percent of his passing attempts (min. 5 att.) ... It was his seventh straight game with at least one passing touchdown ... Now has eight touchdown passes on the season and 10 for his career ... **at Fresno State (Oct. 14)** ... Was only called on to pass 12 times at Fresno State, completing seven passes for 72 yards ... Also rushed six times for 26 yards (4.3 avg.) with a long of 13 yards ... **vs. San José State (Oct. 21)** ... Was 13-for-18 (72.2 pct.) for 167 yards and a touchdown pass in a start vs. San José State ... Threw an interception for the first time in 82 passes (81 passes in between picks) ... Also rushed five times for a season-high 31 yards (6.2 avg.) with a long of 13 yards ... **at Utah State (Oct. 28)** ... Completed 4 of 9 attempts for 14 yards and a touchdown at Utah State ... The 14 yards were the fewest thrown in a game in SDSU's Division I history (since 1969) ... Also ran three times for six yards, including a long run of 10 yards ... **vs. Hawai'i (Nov. 5)** ... Had a good game against Hawai'i, going 7-for-15 for 76 yards and three touchdowns with one interception ... The three touchdown passes tied a career high (also at Northern Illinois) ... **at Nevada (Nov. 12)** ... Was 11-for-16 for 146 yards and two touchdowns with zero interceptions at Nevada ... Threw multiple touchdown passes for the second straight game and fourth time of his career (all this season) ... Now has 15 touchdown passes this year and 17 for his career.

- **2015 (Redshirt Freshman):** Played in nine games with two starts, including each of the final seven contests ... Started the final two games with starter Maxwell Smith out with an injury and both were wins ... Completed 29 of 49 passes (59.2 pct.) for 436 yards, two touchdowns and an interception for a passing efficiency of 141.10 ... Also rushed 16 times for 72 yards (4.5 avg.) with a long run of 13 yards ... Logged his first career collegiate snaps against San Diego, going 2-for-2 for 39 yards with a 263.80 pass efficiency rating ... Had a long of 32 yards to Rashaad Penny ... Came off the bench at California and was 4-for-13 for 37 yards and an interception ... Had a long of 20 yards ... Did not play in the next five games (vs. South Alabama, at Penn State, vs. Fresno State, at Hawai'i and at San José State) ... Came in late to play against Utah State without recording a stat ... Also played at Colorado State, but did not throw a pass ... Logged late snaps against Wyoming without attempting a pass ... Played for a fourth straight game at UNLV, but did not attempt a pass ... Played significant time against Nevada with starting quarterback Maxwell Smith going down with a torn ACL early in the first quarter ... Finished 6-for-9 (66.7 pct.) for 44 yards, with a long of 21 yards ... Also added 29 rushing yards on four attempts (7.2 avg.) ... Was 9-for-14 for 203 yards and his first career touchdown pass in his first career start without throwing an interception against Air Force in the Mountain West Championship ... Was named the game's offensive most valuable player ... Set career highs in completions (9), pass attempts (14), yards (203), touchdowns (1) and pass efficiency rating (209.7, min. 12 attempts) ... The 209.7 pass efficiency rating was the second-highest mark in SDSU's Division I history among quarterbacks making their Aztec debut (Kevin McKechnie, 291.82 vs. Navy on Sept. 5, 1997) ... The 203 passing yards were the most by an Aztec on the season and the most since Quinn Kaehler threw for 326 vs. Air Force on Nov. 21, 2014 ... Also added a career-best 32 rushing yards on a career-high six attempts (5.3 avg.) ... Had a career-long 48-yard pass ... Was 8-for-11 (72.7 pct.) for 113 yards and a touchdown vs. Cincinnati in the Hawai'i Bowl in his second career start ... Touchdown pass was a 33-yarder to Donnel Pumphrey ... Also rushed five times for 20 yards (4.0 avg.).
- **2014 (True Freshman):** Was on the travel roster the entire season ... Was listed as the backup for two games with starting quarterback Quinn Kaehler hurting his throwing shoulder, but did not see any action ... Ultimately used his redshirt season.
- **High School:** A three-year letterwinner at Carlsbad High School in nearby Carlsbad, Calif. ... A two-time first-team all-Avocado League selection ... Earned second-team all-North County honors ... Was the team's offensive MVP ... Completed 132-of-219 attempts (60.3 percent) for 1,986 yards and 23 touchdowns as a senior ... Also rushed for 194 yards on 46 attempts ... As a junior, passed for 1,899 yards and 18 touchdowns for the Lancers ... Was a three-star recruit by *Rivals.com*, *Scout.com* and *ESPN.com*, and a two-star recruit by *247sports.com* ... Is rated as the 39th-best quarterback by ESPN and the 73rd best by Scout ... Received a scout grade of 76 by ESPN and 247sports.

- **Personal:** Christian Chapman was born Oct. 1, 1995, in Las Vegas, Nev. ... Son of Craig Chapman ... Chose SDSU over offers from Arkansas State, Brigham Young, Colorado State, SMU and Washington State ... Is majoring in interdisciplinary studies.

Chapman's Career Statistics

Season	GP	GS	Passing					Rushing				
			Att.	Cmp.	Pct.	Int.	TD	Yds.	Rtg.	Att.	Yds.	TD
2015	9	2	49	29	59.2	1	2	436	143.31	16	72	0
2016	10	10	179	111	62.0	4	15	1,387	150.28	46	31	0
Career	19	12	228	140	61.4	5	17	1,823	148.79	62	103	0

Career Highs: Attempts: 25 vs. New Hampshire (9/3/16); Completions: 16 vs. New Hampshire (9/3/16); Passing Yards: 283 vs. New Hampshire (9/3/16); Passing Touchdowns: 3 vs. Hawai'i (11/5/16), at Northern Illinois (9/17/16); Long Pass: 86 vs. New Hampshire (9/3/16); Completion Pct. (min. 12 att.): 75.00 (15-for-20) vs. UNLV (10/8/16); Efficiency Rating (min. 12 att.): 209.66 vs. Air Force (12/5/15); Carries: 6 at Fresno State (10/14/16), vs. New Hampshire (9/3/16), vs. Air Force (12/5/15); Rushing Yards: 32 vs. Air Force (12/5/15); Long Rush: 18 vs. New Hampshire (9/3/16).

2016 Highs: Attempts: 25 vs. New Hampshire (9/3/16); Completions: 16 vs. New Hampshire (9/3/16); Passing Yards: 283 vs. New Hampshire (9/3/16); Passing Touchdowns: 3 vs. Hawai'i (11/5/16), at Northern Illinois (9/17/16); Long Pass: 86 vs. New Hampshire (9/3/16); Completion Pct. (min. 12 att.): 75.00 (15-for-20) vs. UNLV (10/8/16); Efficiency Rating (min. 12 att.): 186.65 at Nevada (11/12/16); Carries: 6 at Fresno State (10/14/16), vs. New Hampshire (9/3/16); Rushing Yards: 31 vs. San José State (10/21/16); Long Rush: 18 vs. New Hampshire (9/3/16).

Chapman's Career Game-by-Game

Passing												
Date	Opponent	GP	GS	Att.	Cmp.	Pct.	Int.	TD	Yds.	Rtg.		
S.5.15	San Diego	1	0	2	2	100.0	0	0	39	263.80		
S.12.15	at California	1	0	13	4	30.8	1	0	37	39.29		
S.19.15	South Alabama	--- Did Not Play ---										
S.26.15	at Penn State	--- Did Not Play ---										
O.3.15	Fresno State*	--- Did Not Play ---										
O.10.15	at Hawai'i*	--- Did Not Play ---										
O.17.15	at San José State*	--- Did Not Play ---										
O.23.15	Utah State*	1	0	0	0	0.00	0	0	0	0.00		
O.31.15	at Colorado State*	1	0	0	0	0.00	0	0	0	0.00		
N.14.15	Wyoming*	1	0	0	0	0.00	0	0	0	0.00		
N.21.15	at UNLV*	1	0	0	0	0.00	0	0	0	0.00		
N.28.15	Nevada*	1	0	9	6	66.67	0	0	44	107.73		
D.5.15	Air Force**	1	1	14	9	64.29	0	1	203	209.66		
D.24.15	vs. Cincinnati%	1	1	11	8	72.73	0	1	113	189.02		
S.3.16	New Hampshire	1	1	25	16	64.00	0	2	283	185.49		
S.10.16	California	1	1	23	14	60.87	1	1	129	113.63		
S.17.16	at Northern Illinois	1	1	19	11	57.89	1	3	126	155.18		
O.1.16	at South Alabama	1	1	22	13	59.09	0	1	159	134.80		
O.8.16	UNLV*	1	1	20	15	75.00	0	1	215	181.80		
O.14.16	at Fresno State*	1	1	12	7	58.33	0	0	72	108.73		
O.21.16	San José State*	1	1	18	13	72.22	1	1	167	157.38		
O.28.16	at Utah State*	1	1	9	4	44.44	0	1	14	94.18		
N.5.16	Hawai'i**	1	1	15	7	46.67	1	3	76	141.89		
N.12.16	at Nevada*	1	1	16	11	68.75	0	2	146	186.65		

Bold indicates season high. * - Mountain West game. ** - 2015 Sports Authority Mountain West Championship (Qualcomm Stadium; San Diego, Calif.). % - 2015 Hawai'i Bowl (Aloha Stadium; Honolulu, Hawaii).

#57 RYAN DUNN

Linebacker • Junior • 6-3 • 230 • Alamo, Calif. • Univ. of Arizona

- **At San Diego State:** Physical linebacker, who continues to get bigger in the weight room ... Saw plenty of playing time in his first season at SDSU last year after transferring from Arizona, which also played a similar 3-3-5 defense ... Is listed as the starter at middle linebacker heading into the Wyoming game for the sixth straight week with Randy Ricks out with a foot injury ... Earned a scholarship prior to fall drills.

- **2016 (Junior):** Played in the team's 10 games with starts in the past six, making 23 tackles (12 solo) with 1.5 tackles for loss and two quarterback hurries... **vs. New Hampshire (Sept. 3)** ... Logged time late without finding the stat sheet ... **vs. California (Sept. 10)** ... Made a solo stop off the bench against California ... **at Northern Illinois (Sept. 17)** ... Had an assisted stop in limited time off the bench at Northern Illinois ... **at South Alabama (Oct. 1)** ... Had a season-high three tackles, including 0.5 tackles for loss, at South Alabama ... **vs. UNLV (Oct. 8)** ... Earned his first start of the season (14th of his career) against UNLV and responded with three stops (all solo) ... **at Fresno State (Oct. 14)** ... Stated again at Fresno State and came up with three assisted tackles and a quarterback hurry ... **vs. San José State (Oct. 21)** ... Had a good game in another start against San José State, registering four tackles (all solo), a 3-yard tackle for loss and a quarterback hurry ... **at Utah State (Oct. 28)** ... Came up with an assisted stop at Utah State in another start ... **vs. Hawai'i (Nov. 5)** ... Registered two stops (one solo) in a start against Hawai'i ... **at Nevada (Nov. 12)** ... Made a season-high five tackles in a start at Nevada.

- **2015 (Sophomore):** Started and played in 13 of the team's 14 games at linebacker (12 at middle linebacker, one at an outside spot), only not playing vs. Air Force in the Mountain West Championship game ... Recorded 40 tackles, 4.5 tackles for loss, three quarterback hurries and 0.5 sacks in his first official season at SDSU ... Started the opener vs. San Diego, which was his first-ever collegiate game ... Had five tackles (three solo), including 0.5 tackles for loss and each of the first two plays (kickoff and first USD snap) ... Started for the second straight game at California, recording six tackles (one solo) and 0.5 tackles for loss ... Had a career-high 10 tackles (four solo) against South Alabama in his first career start at outside linebacker and third overall ... Recorded three stops with one for loss in a fourth straight start at Penn State ... Made two tackles, including 0.5 TFL, in the conference opener vs. Fresno State ... Started once again at Hawai'i, but was left off the stat sheet for the first time of his career ... Did not record a stat for the second straight game in a start at San José State ... Had four tackles (three solo) in a start vs. Utah State ... Recorded two stops with 0.5 tackles for loss in another start at Colorado State ... Finished with two tackles (one solo), including a 1-yard loss, and his first career quarterback hurries (two) in a start vs. Wyoming ... Registered two solo stops in another start at UNLV ... Made one assisted stop, shared as a sack (and TFL) vs. Nevada ... The sack was the first of his career ... Did not play vs. Air Force in the Mountain West Championship game, his first DNP of the season ... Started the Hawai'i Bowl against Cincinnati, making three tackles (two solo) with a quarterback hurry.

- **2014 (Freshman):** Sat out the season due to NCAA transfer rules.
- **2013 (at Univ. of Arizona):** Redshirted his only season at Arizona.
- **High School:** Prepped at San Ramon Valley High School ... Logged 73 total tackles (51 solo) as a senior in 2012 with six tackles for loss, four sacks, two interceptions, one fumble recovery and three forced fumbles ... Had over 100 tackles as a junior in 2011, along with four interceptions and three blocked kicks ... Was named a PrepStar All-West Region selection ... Played in the 2012 South Bay BMW West Coast Bowl and the Cal State All-Star Game ... Was a three-star recruit out of high school by Rivals, Scout, 247sports and ESPN.

- **Personal:** Ryan Dunn was born Nov. 17, 1994, in Alamo, Calif. ... Son of Mike and Cathy Dunn ... Picked the Aztecs over an offer from Iowa State ... Also had interest out of high school from Arizona State, Boise State, Boston College, California, Colorado, Iowa State, Nevada, Oregon, Oregon State, San Diego State, TCU, Tennessee, UCLA, USC, Utah, Washington and Washington State ... Is majoring in social science.

Dunn's Career Statistics

Season	GP	GS	UA	A	TT	TFL	Sk	Int.	PBU	FF	FR
2015	13	13	17	23	40	4.5	0.5	0	0	0	0
2016	10	6	12	11	23	1.5	0.0	0	0	0	0
Career	23	19	29	34	63	6.0	0.5	0	0	0	0

Career Highs: Tackles: 10 vs. South Alabama (9/19/15); Tackles For Loss: 1.0 vs. San José State (10/21/16), vs. Wyoming (11/14/15), at Penn State (9/26/15); Sacks: 0.5 vs. Nevada (11/28/15).

2016 Highs: Tackles: 5 at Nevada (11/12/16); Tackles For Loss: 1.0 vs. San José State (10/21/16).

Dunn's Career Game-by-Game

Date	Opponent	GP	GS	UA	A	TT	TFL	Sk	Int.	PBU	FF	FR
S.5.15	San Diego	1	1	3	2	5	0.5	0.0	0	0	0	0
S.12.15	at California	1	1	1	5	6	0.5	0.0	0	0	0	0
S.19.15	South Alabama	1	1	4	6	10	0.0	0.0	0	0	0	0
S.26.15	at Penn State	1	1	1	2	3	1.0	0.0	0	0	0	0

0.3.15	Fresno State*	1	1	0	2	2	0.5	0.0	0	0	0	0
0.10.15	at Hawai'i*	1	1	0	0	0	0.0	0.0	0	0	0	0
0.17.15	at San José State*	1	1	0	0	0	0.0	0.0	0	0	0	0
0.23.15	Utah State*	1	1	3	1	4	0.0	0.0	0	0	0	0
0.31.15	at Colorado State*	1	1	0	2	2	0.5	0.0	0	0	0	0
N.14.15	Wyoming*	1	1	1	1	2	1.0	0.0	0	0	0	0
N.21.15	at UNLV*	1	1	2	0	2	0.0	0.0	0	0	0	0
N.28.15	Nevada*	1	1	0	1	1	0.5	0.5	0	0	0	0
D.5.15	Air Force``	--- Did Not Play ---										
D.24.15	vs. Cincinnati%	1	1	2	1	3	0.0	0.0	0	0	0	0
S.3.16	New Hampshire	1	0	0	0	0	0.0	0.0	0	0	0	0
S.10.16	California	1	0	1	0	1	0.0	0.0	0	0	0	0
S.17.16	at Northern Illinois	1	0	0	1	1	0.0	0.0	0	0	0	0
O.1.16	at South Alabama	1	0	1	2	3	0.5	0.0	0	0	0	0
O.8.16	UNLV*	1	1	3	0	3	0.0	0.0	0	0	0	0
O.14.16	at Fresno State*	1	1	0	3	3	0.0	0.0	0	0	0	0
O.21.16	San José State*	1	1	4	0	4	1.0	0.0	0	0	0	0
O.28.16	at Utah State*	1	1	0	1	1	0.0	0.0	0	0	0	0
N.5.16	Hawai'i*	1	1	1	1	2	0.0	0.0	0	0	0	0
N.12.15	at Nevada*	1	1	2	3	5	0.0	0.0	0	0	0	0

*Bold indicates season high. * - Mountain West game. `` - 2015 Sports Authority Mountain West Championship (Qualcomm Stadium; San Diego, Calif.). % - 2015 Hawai'i Bowl (Aloha Stadium; Honolulu, Hawaii).*

#70 ARTHUR FLORES

Center • Senior • 6-5 • 305 • Denver, Colo. • J.K. Mullen HS

- **At San Diego State:** A big body who worked up to a starting role at center after 2015 spring and fall drills ... Moved to center in the spring of 2015 after practicing as a guard his first three seasons at San Diego State.
- **2016 (Senior):** Is on the Rimington Trophy Watch List, which goes out to the most outstanding center in the country ... Also was a first-team all-Mountain West selection by *Lindy's Sports* and a fourth-team pick by *Athlon Sports* ... Started the opener vs. New Hampshire at center for the 15th straight game ... Also started against California, at Northern Illinois, at South Alabama, vs. UNLV, at Fresno State, against San José State, at Utah State, vs. Hawai'i and at Nevada.
- **2015 (Junior):** Started all 14 games at center ... Started the opener vs. San Diego, having never played in a collegiate game ... Was one of only two Aztecs (LB Ryan Dunn) who's first career start in 2015 came in his first career game ... Was one of three to make their first career start on the offensive line vs. USD ... Also started at California, and again vs. South Alabama, at Penn State, against Fresno State, at Hawai'i, at San José State, against Utah State, at Colorado State, against Wyoming, at UNLV, against Nevada, vs. Air Force in the Mountain West Championship game and against Cincinnati in the Hawai'i Bowl.
- **2014 (Sophomore):** Did not play in a game during the 2014 season.
- **2013 (Freshman):** Did not play during the 2013 campaign.
- **2012 (Redshirt):** Utilized his redshirt season in 2012.
- **High School:** Offensive tackle, who was the ninth-ranked recruit out of the state of Colorado by ESPN ... As a senior, was a first-team all-state and all-conference honoree at Mullen High School under coach Dave Logan ... Mustangs won state his first three seasons ... Ranked No. 14 in the Rivals 2012 Colorado preseason top 15 recruits ... Earned a Scouts, Inc. grade of 77 and was a three-star recruit by both *ESPN.com* and *Scout.com* ... Also lettered three years in basketball and four years in track & field ... Was tabbed both all-conference and all-state in track.
- **Personal:** Arthur A. Flores was born Feb. 26, 1994, in Denver, Colo. ... Son of Edwin Flores and Amy Flores ... Has five sisters and two brothers ... Goes by the nickname "Beto" ... Went to same high school as former Aztec offensive linemen Alec Johnson and Jimmy Miller ... Also had interest or offers from Penn State, Colorado, Boise State, Vanderbilt, Utah, UCF and Wyoming ... Is majoring in computer science.

Flores' Career Statistics

Season	GP	GS
2015	14	14
2016	10	10
Career	24	24

Flores' Career Game-by-Game

Date	Opponent	GP	GS/POS
S.5.15	San Diego	1	C
S.12.15	at California	1	C
S.19.15	South Alabama	1	C
S.26.15	at Penn State	1	C
O.3.15	Fresno State*	1	C
O.10.15	at Hawai'i*	1	C
O.17.15	at San José State*	1	C
O.23.15	Utah State*	1	C
O.31.15	at Colorado State*	1	C
N.14.15	Wyoming*	1	C
N.21.15	at UNLV*	1	C
N.28.15	Nevada*	1	C
D.5.15	Air Force``	1	C
D.24.15	vs. Cincinnati%	1	C
S.3.16	New Hampshire	1	C
S.10.16	California	1	C
S.17.16	at Northern Illinois	1	C
O.1.16	at South Alabama	1	C
O.8.16	UNLV*	1	C
O.14.16	at Fresno State*	1	C
O.21.16	San José State*	1	C
O.28.16	at Utah State*	1	C
N.5.16	Hawai'i*	1	C
N.12.16	at Nevada*	1	C

*Bold indicates season high. * - Mountain West game. `` - 2015 Sports Authority Mountain West Championship (Qualcomm Stadium; San Diego, Calif.). % - 2015 Hawai'i Bowl (Aloha Stadium; Honolulu, Hawaii).*

#95 NOBLE HALL

Defensive Tackle • Sophomore • 6-3 • 265 • Las Vegas, Nev. • Valley HS

- **At San Diego State:** Athletic, mobile defensive lineman who redshirted the 2015 campaign, adding weight and bulk to his frame ... Is slated as the co-starter with Sergio Phillips heading into the Wyoming game after starting the first 10 games of the season.
- **2016 (Sophomore):** Started all 10 games on the year ... Has 20 tackles, three tackles for loss, a 9-yard sack, a pass breakup and five quarterback hurries on the year ... **vs. New Hampshire (Sept. 3)** ... Earned his fourth career start in the opener against New Hampshire, but did not record a stat ... **vs. California (Sept. 10)** ... Started for the second straight game vs. California, making two stops with a key quarterback hurry on Bear quarterback Davis Webb on a potential game-winning drive in the fourth quarter ... **at Northern Illinois (Sept. 17)** ... Had a solo stop in a third consecutive start at Northern Illinois ... **at South Alabama (Oct. 1)** ... Came up with a season-high and a career-high-tying four tackles in a start at South Alabama ... Also had 1.5 tackles for loss and a 9-yard sack ... **vs. UNLV (Oct. 8)** ... Had two stops (one solo) and a quarterback hurry in a fifth consecutive start against UNLV ... **at Fresno State (Oct. 14)** ... Registered three tackles (two solo), including a 1-yard tackle for loss, at Fresno State in another start ... Also added his first pass breakup of the season (second of his career) ... **vs. San José State (Oct. 21)** ... Had two tackles (one solo) in a start vs. San José State ... **at Utah State (Oct. 28)** ... Made two stops (both assisted) with 0.5 tackles for loss for two yards in a stat at Utah State ... **vs. Hawai'i (Nov. 5)** ... Had one solo tackle and a quarterback hurry in a start against Hawai'i ... **at Nevada (Nov. 12)** ... Made three tackles and added a quarterback hurry in a 10th straight start at Nevada.
- **2015 (Freshman):** Started three games on the season (first three) and played in first 11 as a redshirt freshman before missing the final three games with an injury ... Had 20 tackles with six tackles for loss, 0.5 sacks, a forced fumble, a pass breakup and four quarterback hurries ... Was the only freshman to start in the opener (defense or offense) vs. San Diego, earning the nod at defensive tackle ... Finished with two tackles (one solo), including 0.5 tackles for loss, and a quarterback hurry ... Had three assisted stops in his second straight start at California ... Made his third consecutive start vs. South Alabama, making one solo tackle, a 1-yard loss ... Had arguably the best game of his young career at Penn State off the bench, recording career bests in tackles (4) and tackles for loss (1.5) ... Played off the bench vs. Fresno State, but failed to record a stat for the first time of the season ... Had another good game at Hawai'i with three tackles, including a 1/2 sack (and tackle for loss) for four yards ... Recorded a solo

tackle - a 1-yard loss - off the pine at San José State ... Had another good game against Utah State with two solo tackles, including a 1-yard loss, and the first forced fumble of his career ... Made four stops with 0.5 tackles for loss in a reserve role at Colorado State ... Recorded his first career pass breakup off the pine against Wyoming ... Was held off the stat sheet off the bench at UNLV ... Did not play for the first time of his career vs. Nevada, nursing an injury ... Also did not play vs. Air Force in the MW Championship or against Cincinnati in the Hawai'i Bowl.

- **2014 (Redshirt):** Redshirted his first season on The Mesa, where he was named the SDSU Defensive Scout Team Player of the Year.
- **High School:** A three-year letterwinner and a three-time team captain at Valley High in Las Vegas, Nev. ... An all-city team selection ... Recorded 64 total tackles, four sacks and an interception returned for a touchdown as a junior ... Previously known as Eric Burrell, but legally changed his name to honor his father, who was shot and killed before he was born ... Also earned three letters in basketball ... Received three stars from ESPN and 247sports.com, and two stars from Rivals and Scouts ... Got a grade of 81 at tight end by 247sports and a 74 by ESPN.
- **Personal:** Noble Hall was born June 7, 1996, in Las Vegas, Nev. ... Son of Tynesha Chism ... Chose SDSU over other offers from Army, Idaho and Northern Arizona ... Is majoring in criminal justice.

Hall's Career Statistics

Season	GP	GS	UA	A	TT	TFL	Sk	Int.	PBU	FF	FR
2015	11	3	8	12	20	6.0	0.5	0	1	1	0
2016	10	10	8	12	20	3.0	1.0	0	1	0	0
Career	21	13	16	24	40	9.0	1.5	0	1	1	0

Career Highs: Tackles: 4 at South Alabama (10/1/16), at Colorado State (10/31/15), at Penn State (9/26/15); Tackles For Loss: 1.5 at South Alabama (10/1/16), at Penn State (9/26/15); Sacks: 1.0 at South Alabama (10/1/16); Pass Breakups: 1 at Fresno State (10/14/16), vs. Wyoming (11/14/15); Forced Fumbles: 1 vs. Utah State (10/23/15).

2016 Highs: Tackles: 4 at South Alabama (10/1/16); Tackles For Loss: 1.5 at South Alabama (10/1/16); Sacks: 1.0 at South Alabama (10/1/16); Pass Breakups: 1 at Fresno State (10/14/16).

Hall's Career Game-by-Game

Date	Opponent	GP	GS	UA	A	TT	TFL	Sk.	Int.	PBU	FF	FR
S.5.15	San Diego	1	1	1	1	2	0.5	0.0	0	0	0	0
S.12.15	at California	1	1	0	3	3	0.0	0.0	0	0	0	0
S.19.15	South Alabama	1	1	1	0	1	1.0	0.0	0	0	0	0
S.26.15	at Penn State	1	0	2	2	4	1.5	0.0	0	0	0	0
O.3.15	Fresno State*	1	0	0	0	0	0.0	0.0	0	0	0	0
O.10.15	at Hawai'i*	1	0	1	2	3	0.5	0.5	0	0	0	0
O.17.15	at San José State*	1	0	1	0	1	1.0	0.0	0	0	0	0
O.23.15	Utah State*	1	0	2	0	2	1.0	0.0	0	0	1	0
O.31.15	at Colorado State*	1	0	0	4	4	0.5	0.0	0	0	0	0
N.14.15	Wyoming*	1	0	0	0	0	0.0	0.0	1	0	0	0
N.21.15	at UNLV*	1	0	0	0	0	0.0	0.0	0	0	0	0
N.28.15	Nevada*	--- Did Not Play - Injured ---										
D.5.15	Air Force``	--- Did Not Play - Injured ---										
D.24.15	vs. Cincinnati%	--- Did Not Play - Injured ---										
S.3.16	New Hampshire	1	1	0	0	0	0.0	0.0	0	0	0	0
S.10.16	California	1	1	0	2	2	0.0	0.0	0	0	0	0
S.17.16	at Northern Illinois	1	1	1	0	1	0.0	0.0	0	0	0	0
O.1.16	at South Alabama	1	1	1	3	4	1.5	1.0	0	0	0	0
O.8.16	UNLV*	1	1	1	1	2	0.0	0.0	0	0	0	0
O.14.16	at Fresno State*	1	1	2	1	3	0.0	0.0	0	1	0	0
O.21.16	San José State*	1	1	1	1	2	0.0	0.0	0	0	0	0
O.28.16	at Utah State*	1	1	0	2	2	0.5	0.0	0	0	0	0
N.5.16	Hawai'i*	1	1	1	0	1	0.0	0.0	0	0	0	0
N.12.16	at Nevada*	1	1	1	2	3	0.0	0.0	0	0	0	0

*Bold indicates season high. * - Mountain West game. `` - 2015 Sports Authority Mountain West Championship (Qualcomm Stadium; San Diego, Calif.). % - 2015 Hawai'i Bowl (Aloha Stadium; Honolulu, Hawaii).*

#46 JAY HENDERSON

Linebacker • Junior • 6-2 • 230 • Phelan, Calif. • Serrano HS

- **At San Diego State:** Talented athlete, who moved back to linebacker three weeks ago after moving to defensive end in the spring ... Is slated to back up Ryan Dunn a middle linebacker for the seventh straight week.
- **2016 (Junior):** Has played in seven of the team's 10 games, making one tackle ... **vs. New Hampshire (Sept. 3)** ... Did not play in the opener vs. New Hampshire ... **vs. California (Sept. 10)** ... Logged statless time on special teams against California ... **at Northern Illinois (Sept. 17)** ... Did not play at Northern Illinois ... **at South Alabama (Oct. 1)** ... Also did not see action at South Alabama ... **vs. UNLV (Oct. 8)** ... Saw time at linebacker for the first time of the season against UNLV without recording a stat ... **at Fresno State (Oct. 14)** ... Also logged time at Fresno State at linebacker, but did not find the stat sheet ... **vs. San José State (Oct. 21)** ... Did not log a stat in playing time vs. San José State ... **at Utah State (Oct. 28)** ... Also did not log a stat in time at Utah State ... **vs. Hawai'i (Nov. 5)** ... Made his first tackle of the season late in the game against Hawai'i ... **at Nevada (Nov. 12)** ... Logged statless time on special teams and at linebacker late at Nevada.
- **2015 (Sophomore):** Played in nine games off the bench for the second straight season, making three tackles (two solo) ... Mainly logged playing time on special teams ... Tackles came vs. South Alabama (solo), at Penn State (assisted) and vs. Utah State (solo) ... Other appearances were vs. San Diego, at San José State, at UNLV, against Nevada, vs. Air Force in the MW Championship game and against Cincinnati in the Hawai'i Bowl.
- **2014 (Freshman):** Played in nine games as a true freshman, mainly on special teams ... Finished with three solo tackles on the year, all coming in an Aztec win vs. UNLV ... Made his collegiate debut at No. 21/23 North Carolina ... Also saw time at Oregon State, at Fresno State, at New Mexico, vs. Hawai'i, at Boise State, vs. San José State and vs. Navy in the Poinsettia Bowl.
- **High School:** Lettered four years at Serrano High School in Phelan, Calif. ... Was a two-time all-league selection and the league's defensive MVP as a senior ... Recorded 57 total tackles and 5.5 sacks as a senior, leading the Diamondbacks to a 10-2 overall record ... Caused five fumbles, blocked two punts and recovered a fumble ... Also caught 15 passes for 219 yards and scored four total touchdowns on offense ... Was a three-star recruit by *Rivals.com*, *Scout.com*, *ESPN.com* and *247sports.com* ... Earned an 83 grade by 247sports and a 74 by ESPN ... Also ran track at Serrano High.
- **Personal:** Jeaujouray Henderson was born Nov. 9, 1995, in Los Angeles, Calif. ... Son of Jakiesna Smith ... Picked San Diego State over other offers from Boise State, Colorado, Colorado State and Nevada ... Is majoring in interdisciplinary studies.

Henderson's Career Statistics

Season	GP	GS	UA	A	TT	TFL	Sk	Int.	PBU	FF	FR
2014	9	0	3	0	3	0.0	0.0	0	0	0	0
2015	9	0	2	1	3	0.0	0.0	0	0	0	0
2016	7	0	1	0	1	0.0	0.0	0	0	0	0
Career	25	0	6	1	7	0.0	0.0	0	0	0	0

Career Highs: Tackles: 3 vs. UNLV (9/27/14).

2016 Highs: Tackles: 1 vs. Hawai'i (11/5/16).

Henderson's Career Game-by-Game

Date	Opponent	GP	GS	UA	A	TT	TFL	Sk.	Int.	PBU	FF	FR
A.30.14	Northern Arizona	--- Did Not Play ---										
S.6.14	at 21/23 No. Carolina	1	0	0	0	0	0.0	0.0	0	0	0	0
S.20.14	at Oregon State	1	0	0	0	0	0.0	0.0	0	0	0	0
S.27.14	UNLV*	1	0	3	0	3	0.0	0.0	0	0	0	0
O.3.14	at Fresno State*	1	0	0	0	0	0.0	0.0	0	0	0	0
O.10.14	at New Mexico*	1	0	0	0	0	0.0	0.0	0	0	0	0
O.18.14	Hawai'i*	1	0	0	0	0	0.0	0.0	0	0	0	0
N.1.14	at Nevada*	--- Did Not Play ---										
N.8.14	Idaho	--- Did Not Play ---										
N.15.14	at Boise State*	1	0	0	0	0	0.0	0.0	0	0	0	0
N.21.14	Air Force*	--- Did Not Play ---										
N.29.14	San José State*	1	0	0	0	0	0.0	0.0	0	0	0	0
D.23.14	Navy#	1	0	0	0	0	0.0	0.0	0	0	0	0
S.5.15	San Diego	1	0	0	0	0	0.0	0.0	0	0	0	0
S.12.15	at California	--- Did Not Play ---										
S.19.15	South Alabama	1	0	1	0	1	0.0	0.0	0	0	0	0

S.26.15	at Penn State	1	0	0	1	1	0.0	0.0	0	0	0	0
O.3.15	Fresno State*	--- Did Not Play ---										
O.10.15	at Hawai'i*	--- Did Not Play ---										
O.17.15	at San José State*	1	0	0	0	0	0.0	0.0	0	0	0	0
O.23.15	Utah State*	1	0	1	0	1	0.0	0.0	0	0	0	0
O.31.15	at Colorado State*	--- Did Not Play ---										
N.14.15	Wyoming*	--- Did Not Play ---										
N.21.15	at UNLV*	1	0	0	0	0	0.0	0.0	0	0	0	0
N.28.15	Nevada*	1	0	0	0	0	0.0	0.0	0	0	0	0
D.5.15	Air Force**	1	0	0	0	0	0.0	0.0	0	0	0	0
D.24.15	vs. Cincinnati%	1	0	0	0	0	0.0	0.0	0	0	0	0
S.3.16	New Hampshire	--- Did Not Play ---										
S.10.16	California	1	0	0	0	0	0.0	0.0	0	0	0	0
S.17.16	at Northern Illinois	--- Did Not Play ---										
O.1.16	at South Alabama	--- Did Not Play ---										
O.8.16	UNLV*	1	0	0	0	0	0.0	0.0	0	0	0	0
O.14.16	at Fresno State*	1	0	0	0	0	0.0	0.0	0	0	0	0
O.21.16	San José State*	1	0	0	0	0	0.0	0.0	0	0	0	0
O.28.16	at Utah State*	1	0	0	0	0	0.0	0.0	0	0	0	0
N.5.16	Hawai'i**	1	0	1	0	1	0.0	0.0	0	0	0	0
N.12.16	at Nevada*	1	0	0	0	0	0.0	0.0	0	0	0	0

*Bold indicates season high. * - Mountain West game. ** - 2015 Sports Authority Mountain West Championship (Qualcomm Stadium; San Diego, Calif.). % - 2015 Hawai'i Bowl (Aloha Stadium; Honolulu, Hawaii).*

#6 MIKAH HOLDER

Wide Receiver • Junior • 6-0 • 180 • Oceanside, Calif. • Oceanside HS

• **At San Diego State:** An athletic, playmaking true junior, who worked into the playing mix in 2014 as a freshman with injuries to starters Ezell Ruffin and Eric Judge ... Then started the most games for the Aztecs (11) last year ... Is listed as the starting 'Z' wide receiver heading into the Wyoming game ... Is averaging 18.4 yards per catch over his career, which ranks second by an Aztec since 1996 (Derrick Lewis, 20.5 from 1999-01, min. 45 rec.) ... Twin brother, Alijah, plays cornerback at Stanford, while his older brother, King, lettered at SDSU from 2011-13.

• **2016 (Junior):** Has been named a preseason fourth-team all-Mountain West selection by *Athlon Sports* ... Also is "SDSU's X-Factor" by *Sports Illustrated* and a "SDSU Player to Watch" by *Lindy's Sports* ... Has 21 catches for 426 yards (20.3 avg.) and four touchdowns on the season in nine starts, only missing the San José State game with an ankle injury ... Leads the team in receptions (21), receiving yards (426), average (20.3) and receiving touchdowns (4) ... Is ranked second in the league in yards per reception (ninth nationally) (20.29) ... vs. New Hampshire (Sept. 3) ... Finished with four catches for a career-high 160 receiving yards and a career-high-tying two touchdowns in a start in the opener vs. New Hampshire ... Broke 100 yards for the first time of his career and became the first Aztec with 100-plus receiving yards since Ezell Ruffin had 126 vs. Air Force on Nov. 21, 2014 ... Had SDSU's most receiving yards in a game since Ruffin had 165 vs. New Mexico on Nov. 2, 2013 ... Became the 82nd player in school history with a 100-yard receiving game (320th occasion overall) ... Had a career-long 86-yard reception, tied for the seventh longest in school history and the longest since Vincent Brown caught a 90-yarder on Nov. 20, 2010 vs. Utah ... vs. California (Sept. 10) ... Had two receptions for 15 yards (7.5 avg.) in another start vs. California ... at Northern Illinois (Sept. 17) ... Finished with team highs of four catches and 67 yards (16.8 avg.), including a 33-yard touchdown at Northern Illinois ... The touchdown put SDSU up, 28-0, in the second quarter ... at South Alabama (Oct. 1) ... Came up with two catches for 47 yards (24.0 avg.), including a team-long 33-yarder at South Alabama ... vs. UNLV (Oct. 8) ... Had three catches for a game-high 68 yards (22.7 avg.) in a start vs. UNLV with a long of 28 yards ... at Fresno State (Oct. 14) ... Earned the start at Fresno State, but did not find the stat sheet after exiting early with an ankle injury ... Had his streak snapped of 13 straight games with at least one catch ... vs. San José State (Oct. 21) ... Tried to play, but was held out against San José State because of the ankle injury ... at Utah State (Oct. 28) ... Played limited statless snaps in a start at Utah State ... vs. Hawai'i (Nov. 5) ... Made two catches for 23 yards (11.5 avg.) in a start vs. Hawai'i ... at Nevada (Nov. 12) ... Caught four passes for 45 yards and a touchdown in a start at Nevada ... The four catches tied a career high ... It was his fourth touchdown catch of the season (first since the Northern Illinois game) and 10th of his career.

• **2015 (Sophomore):** Was deemed a "SDSU Player to Watch" by *Lindy's Sports* ... Played in all 14 games with 11 starts, registering 24 catches for team highs of 439 yards (18.3 avg.) and six touchdowns ... The six touchdown catches ranked in a tie for sixth in the Mountain West ... His 24 catches were second on the team ... Also returned six punts for 45 yards (7.5 avg.) ... Logged significant time in the opener vs. San Diego, making two catches for 24 yards (12.0 avg.) ... Made his first career start at California, making a team-high and game-high-tying three catches for 27 yards (9.0 avg.) ... Started for the second straight game vs. South Alabama and made the best of it, making two catches for 39 yards (19.5 avg.), including a long of 30 yards ... The 30-yarder was also his first career touchdown ... Had the best game of his career in a start at Penn State, recording career highs in receptions (4) and receiving yards (78), with a long of 31 yards ... Also had a 19-yard catch (his second straight game with a TD reception), which put SDSU up, 14-13, early in the second quarter ... Started for the fourth time vs. Fresno State, making a 6-yard grab ... Played off the bench in a limited role at Hawai'i while battling an injury, but did not make a catch for the first time all season ... Caught two passes for 38 yards (19.0 avg.) at San José State in his fifth start of the year with a long of 28 yards ... Also rushed for the first time of his career for eight yards ... Started again vs. Utah State and had an 18-yard touchdown catch ... Made two catches for 72 yards (36.0 avg.) at Colorado State, including a 43-yard grab to start the game ... Came off the bench against Wyoming, making three catches for 36 yards (12.0 avg.), including a pair of touchdowns ... The first 7-yarder put SDSU up, 14-0, while the second (4 yards) came just before halftime, giving the Aztecs a 21-0 lead at the break ... Became the first Aztec with multiple touchdown catches in the same game since Ezell Ruffin had two vs. Idaho on Nov. 8, 2014 ... Also returned his first two career punts for five yards (2.5 avg.) ... Had an 18-yard grab in another start at UNLV ... Started again vs. Nevada, making a 21-yard catch and returning a punt for a career-long 38 yards ... Had a career-long 48-yard grab in another start vs. Air Force ... Started vs. Cincinnati in the Hawai'i Bowl, making a 14-yard touchdown catch that put SDSU up, 14-0, early in the first quarter ... It was the first offensive touchdown of the game.

• **2014 (Freshman):** Played in 10 games as a true freshman, making five catches for 53 yards (10.6 avg.) ... Was on the travel squad, but did not see action vs. Northern Arizona ... Did not make the trip to No. 21/23 North Carolina ... Was on the travel squad to Oregon State, but did not appear in the game ... Played in his first career collegiate game vs. UNLV, making three catches for 33 yards (11.0 avg.) ... The three grabs were tied for the second most on the team ... Played at Fresno State without recording a stat ... Played again at New Mexico, but did not find the stat sheet ... Made a 12-yard grab off the bench against Hawai'i ... Played again at Nevada but did not record a stat ... Saw time against Idaho without making a stat ... Made an 8-yard catch in a reserve role at Boise State ... Logged snaps vs. Air Force, but did not record a stat ... Saw time off the pine vs. San José State without recording a stat ... Logged time in the Poinsettia Bowl vs. Navy without finding the stat sheet.

• **High School:** Played at nearby Oceanside High School, which had five alumni on the 2013 Aztec squad ... Recorded team highs of 41 receptions for 1,229 yards and 11 touchdowns as a senior in 2013 ... Also recorded 29 total tackles and one pass defended on defense ... Had 42 catches for 825 yards and 11 touchdowns as a junior in 2012 ... Is a three-star recruit by *Rivals.com*, *Scout.com*, *ESPN.com* and *247sports.com* ... Received a grade of 87 by *247sports* and 75 by *ESPN* ... Finished as the 85th-best receiver in the 2014 class.

• **Personal:** Picked SDSU over offers from Arizona, Brigham Young, Idaho, Nevada, San José State, Utah and Yale ... Majoring in social science.

Holder's Career Statistics

Season	GP	GS	Rec.	Yds.	Avg.	Long	TD
2014	10	0	5	53	10.6	15	0
2015	14	11	24	439	18.3	48	6
2016	9	9	31	426	20.3	86	4
Career	33	20	50	918	18.4	86	10

Career Highs: Receptions: 4, four times; Receiving Yards: 160 vs. New Hampshire (9/3/16); Receiving Touchdowns: 2 vs. New Hampshire (9/3/16), vs. Wyoming (11/14/15); Long Reception: 86 vs. New Hampshire (9/3/16); Carries: 1 at San José State (10/17/15); Rushing Yards: 8 at San José State (10/17/15); Long Rush: 8 at San José State (10/17/15); Punt Returns: 2 vs. Air Force (12/5/15), vs. Wyoming (11/14/15); Punt Return Yards: 38 vs. Nevada (11/28/15); Long Punt Return: 38 vs. Nevada (11/28/15).

2016 Highs: Receptions: 4 at Nevada (11/12/16), at Northern Illinois (9/17/16), vs. New Hampshire (9/3/16); Receiving Yards: 160 vs. New Hampshire (9/3/16); Receiving Touchdowns: 2 vs. New Hampshire (9/3/16); Long Reception: 86 vs. New Hampshire (9/3/16).

Holder's Career Game-by-Game

Date	Opponent	GP	GS	No.	Yds.	Avg.	Lg.	TD	TD Lengths	
A.30.14	Northern Arizona	---	---	---	---	---	---	---	---	
S.6.14	at 21/23 No. Carolina	---	---	---	---	---	---	---	---	
S.20.14	at Oregon State	---	---	---	---	---	---	---	---	
S.27.14	UNLV*	1	0	3	33	11.0	15	0		
O.3.14	at Fresno State*	1	0	0	0	0.0	0	0		
O.10.14	at New Mexico*	1	0	0	0	0.0	0	0		
O.18.14	Hawai'i*	1	0	1	12	12.0	12	0		
N.1.14	at Nevada*	1	0	0	0	0.0	0	0		
N.8.14	Idaho	1	0	0	0	0.0	0	0		
N.15.14	at Boise State*	1	0	1	8	8.0	8	0		
N.21.14	Air Force*	1	0	0	0	0.0	0	0		
N.29.14	San José State*	1	0	0	0	0.0	0	0		
D.2.14	Navy#	1	0	0	0	0.0	0	0		
S.5.15	San Diego	1	0	2	24	12.0	13	0		
S.12.15	at California	1	1	3	27	9.0	14	0		
S.19.15	South Alabama	1	1	2	39	19.5	30	1	30	
S.26.15	at Penn State	1	1	4	78	19.5	31	1	19	
O.3.15	Fresno State*	1	1	1	6	6.0	6	0		
O.10.15	at Hawai'i*	1	0	0	0	0.0	0	0		
O.17.15	at San José State*	1	1	2	38	19.0	28	0		
O.23.15	Utah State*	1	1	1	18	18.0	18	1	18	
O.31.15	at Colorado State*	1	1	2	72	36.0	43	0		
N.14.15	Wyoming*	1	0	3	36	12.0	25	2	7, 4	
N.21.15	at UNLV*	1	1	1	18	18.0	18	0		
N.28.15	Nevada*	1	1	1	21	21.0	21	0		
D.5.15	Air Force`	1	1	1	48	48.0	48	0		
D.24.15	vs. Cincinnati%	1	1	1	14	14.0	14	1	14	
S.3.16	New Hampshire	1	1	4	160	40.0	86	2	86, 14	
S.10.16	California	1	1	2	15	7.5	8	0		
S.17.16	at Northern Illinois	1	1	4	67	16.8	33	1	33	
O.1.16	at South Alabama	1	1	2	48	24.0	33	0		
O.8.16	UNLV*	1	1	3	68	22.7	28	0		
O.14.16	at Fresno State*	1	1	0	0	0.0	0	0		
O.21.16	San José State*	--- Did Not Play - Injured ---								
O.28.16	at Utah State*	1	1	0	0	0.0	0	0		
N.5.16	Hawai'i*	1	1	2	23	11.5	12	0		
N.12.16	at Nevada*	1	1	4	45	11.3	22	1	6	

Punt Returns

Date	Opponent	GP	GS	No.	Yds.	Avg.	Lg.	TD	TD Lengths
S.5.15	San Diego	1		0	0	0.0	0	0	
S.12.15	at California	1		0	0	0.0	0	0	
S.19.15	South Alabama	1		0	0	0.0	0	0	
S.26.15	at Penn State	1		0	0	0.0	0	0	
O.3.15	Fresno State*	1		0	0	0.0	0	0	
O.10.15	at Hawai'i	1		0	0	0.0	0	0	
O.17.15	at San José State*	1		0	0	0.0	0	0	
O.23.15	Utah State*	1		0	0	0.0	0	0	
O.31.15	at Colorado State*	1		0	0	0.0	0	0	
N.14.15	Wyoming*	1	*	2	5	2.5	5	0	
N.21.15	at UNLV*	1		0	0	0.0	0	0	
N.28.15	Nevada*	1	*	1	38	38.0	38	0	
D.5.15	Air Force`	1	*	2	-4	-2.0	0	0	
D.24.15	vs. Cincinnati%	1	*	1	6	6.0	6	0	

*Bold indicates season high. * - Mountain West game. # - 2014 San Diego County Credit Union Poinsettia Bowl (Qualcomm Stadium; San Diego, Calif.). `` - 2015 Sports Authority Mountain West Championship (Qualcomm Stadium; San Diego, Calif.). % - 2015 Hawai'i Bowl (Aloha Stadium; Honolulu, Hawaii). GS - * in this category the player was on the field the first time San Diego State was in the punt return formation.*

#82 PARKER HOUSTON

Tight End • TR-Freshman • 6-3 • 240 • Sparks, Nev. • Edward C. Reed HS

- **At San Diego State:** Young tight end with a good football IQ ... Is in the two-deep for the sixth straight week, backing up David Wells at tight end this weekend at Wyoming ... Also has taken over the short snapping duties on PATs and field goals with Turner Bernard out with an injury.
- **2016 (True Freshman):** Has played in each of the last six games with three starts, making two catches for 19 yards (9.5 avg.) with a long of 14 yards, while handling short snapping duties on PATs and field goals ... **vs. New Hampshire (Sept. 3)** ... Did not play in the opener vs. New Hampshire ... **vs. California (Sept. 10)** ... Also did not play against California... **at Northern Illinois (Sept. 17)** ... Did not see any action at Northern Illinois, but was on the travel squad ... **at South Alabama (Oct. 1)** ... Also traveled to South Alabama without seeing action ... **vs. UNLV (Oct. 8)** ... Logged his first career collegiate snaps against UNLV, mainly on special teams, but a little in offensive situations ... Was the team's short snapper on PAT and field goals as well ... **at Fresno State (Oct. 14)** ... Earned his first career start at tight end at Fresno State, making his first career catch - a 14-yarder ... **vs. San José State (Oct. 21)** ... Played again off the bench against San José State without finding the stat sheet ... **at Utah State (Oct. 28)** ... Had a 5-yard grab in his second career start at Utah State ... **vs. Hawai'i (Nov. 5)** ... Made another start vs. Hawai'i, but did not record a stat ... **at Nevada (Nov. 12)** ... Came off the bench in front of his hometown crowd at Nevada, but did not find the stat sheet.
- **High School:** A two-year letterwinner at Edward C. Reed High School in Sparks, Nev. ... Led the Raiders to a 24-5 (.828) record over his two seasons, including a 9-1 (.900) mark in league play ... Helped the Raiders capture a regional championship in 2015 (13-1, 5-0 league) and finish with their first regular season undefeated team since 1983 ... Caught 42 passes for 377 yards and six touchdowns as a senior and 40 catches for 525 yards and 10 touchdowns as a junior ... Added 20 tackles on defense as a senior ... Was a two-time first-team all-league and all-region selection ... Also was a two-time all-state pick, including one first-team nod ... A three-star recruit by Rivals and Scout, and a two-star pick by 247sports ... Rivals and Scout ranks him as the No. 2 tight end in the state of Nevada ... Received a grade of 79 by Scout ... Also played basketball and baseball at Reed HS.
- **Personal:** Parker Houston was born Dec. 6, 1997, in Reno, Nev. ... Also received offers from Idaho, Nevada and Toledo in the recruiting process ... Is majoring in kinesiology.

Houston's Career Statistics

Receiving

Season	GP	GS	Rec.	Yds.	Avg.	Long	TD
2016	6	3	2	19	9.5	14	0
Career	6	3	2	19	9.5	14	0

Career/2016 Highs: Receptions: 1 at Utah State (10/28/16), at Fresno State (10/14/16); Receiving Yards: 14 at Fresno State (10/14/16); Long Reception: 14 at Fresno State (10/14/16).

Houston's Career Game-by-Game

Receiving

Date	Opponent	GP	GS	No.	Yds.	Avg.	Lg.	TD	TD Lengths
S.3.16	New Hampshire	---	---	---	---	---	---	---	---
S.10.16	California	---	---	---	---	---	---	---	---
S.17.16	at Northern Illinois	---	---	---	---	---	---	---	---
O.1.16	at South Alabama	---	---	---	---	---	---	---	---
O.8.16	UNLV*	1	0	0	0	0.0	0	0	
O.14.16	at Fresno State*	1	1	1	14	14.0	14	0	
O.21.16	San José State*	1	0	0	0	0.0	0	0	
O.28.16	at Utah State*	1	1	1	5	5.0	5	0	
N.5.16	Hawai'i*	1	1	0	0	0.0	0	0	
N.12.16	at Nevada*	1	0	0	0	0.0	0	0	

*Bold indicates season high. * - Mountain West game.*

#81 ERIC JUDGE

Wide Receiver • Senior • 6-1 • 195 • San Diego, Calif. • San Diego HS

- **At San Diego State:** Good route-runner, who saw more playing time as the season wore on in 2013 and was a regular starter when healthy in 2014 ... Started twice, but played in all 14 games last year ... Has good hands and is a playmaker ... Is listed as the backup 'X' wide re-

ceiver heading into the Wyoming game this weekend ... Is averaging 17.4 yards per catch, which ranks fourth by an Aztec since 1996 (min. 45 rec.) ... The 17.4 career catch average is also ranked 12th among active FBS players (min. 65 receptions).

- **2016 (Senior):** Has 14 catches for 165 yards (11.8 avg.) on the season, starting the first three games and appearing in all 10 ... **vs. New Hampshire (Sept. 3)** ... Had a game-high five catches for 54 yards (10.8 avg.) in a start against New Hampshire ... **vs. California (Sept. 10)** ... Came up with four receptions for 47 yards (11.8 avg.) in another start vs. California ... **at Northern Illinois (Sept. 17)** ... Had a 5-yard grab in a start at Northern Illinois ... **at South Alabama (Oct. 1)** ... Recorded a team-high three receptions for 43 yards (14.3 avg.) at South Alabama with a long of 27 yards ... **vs. UNLV (Oct. 8)** ... Logged playing time, but did not find the stat sheet against UNLV ... **at Fresno State (Oct. 14)** ... Played statless time off the bench at Fresno State ... **vs. San José State (Oct. 21)** ... Also did not find the stat sheet in time against San José State ... **at Utah State (Oct. 28)** ... Did not make a catch at Utah State off the pine ... **vs. Hawai'i (Nov. 5)** ... Also was held off the stat sheet in time vs. Hawai'i ... **at Nevada (Nov. 12)** ... Made a 16-yard grab off the bench at Nevada.
- **2015 (Junior):** Had 15 receptions for 296 yards (19.7 avg.) on the season in 14 games with two starts ... Ranked third in the MW and 23rd in FBS in catch average (19.7, min. 15 rec.) ... Made two catches for 29 yards (14.5 avg.) in the opener vs. San Diego, including a long of 19 yards ... Caught two passes for a team-high 53 yards (26.5 avg.), including a long of 33 yards, at California off the bench ... Had two catches for 19 yards (9.5 avg.) in a reserve role against South Alabama with a long of 14 yards ... Saw playing time at Penn State without making a catch ... Had a 44-yard touchdown catch against Fresno State, his first of the season and sixth of his career ... Had his best game of the season at Hawai'i in his first start of the year, making four catches for 92 yards (23.0 avg.), including a 58-yard touchdown, which matched a career-long reception ... Both the receptions (4) and yards (92) were season highs ... Scored a touchdown for the second straight game ... Did not make a catch in game time at San José State ... Had a 6-yard reception in his second start of the season against Utah State ... Did not record a stat in playing time at Colorado State ... Made a 34-yard grab off the bench against Wyoming ... Made a 6-yard catch in a reserve role at UNLV ... Did not record a stat vs. Nevada ... Made a 13-yard reception against Air Force off the bench in the Mountain West Championship game ... Logged statless time vs. Cincinnati in the Hawai'i Bowl.
- **2014 (Sophomore):** Played in 12 games with five starts, missing the UNLV game with an injury ... Led the Aztecs in receiving yards (471) and catch average (19.6, min. 3 rec.), tied for first in touchdown catches (2), and ranked second in catches (24) ... Came off the bench in the opener vs. Northern Arizona and made a team-high five catches for 51 yards (10.2 avg.) ... Had three catches for 94 yards and a touchdown in his second career start at No. 21/23 North Carolina ... The 94 yards were the most on the team and the second most in the game ... The touchdown was a 56-yard catch from Quinn Kaehler in the second quarter which tied the game up at 7-7 ... Made two catches for 15 yards (7.5 avg.) in another start at Oregon State ... Missed the UNLV game after a knee injury earlier in the week ... Came back to play at Fresno State off the bench, but did not make a catch ... Had a tackle on an Aztec turnover ... Had two catches for 50 yards in a reserve role at New Mexico, including a 43-yard grab ... Started for the third time of the year against Hawai'i, making a 19-yard catch ... Made a second straight start at Nevada and had a 2-yard grab ... Had a huge game against Idaho, coming up with four catches for a career-high 107 yards and a touchdown ... Became the 81st player in school history to record a 100-yard receiving game (318th occasion overall) ... The touchdown, a career-long 58-yard grab, was his second of the season and fifth of his career ... Earned the start at Boise State and came up with three receptions for 35 yards ... The 35 yards were the second most on the team, while the three catches tied for second ... Made two catches for 66 yards (33.0 avg.) against Air Force, including a team-long 50-yarder to close out the first half ... Came off the bench vs. San José State without making the stat sheet ... Made a 32-yard catch vs. Navy in the Poinsettia Bowl in a reserve role ... The 32-yard grab was the longest catch in the game, before missing the final moments of the fourth quarter with a leg injury.
- **2013 (Freshman):** Played in all 13 games with one start without recording a stat until the Nevada contest (game No. 5) ... Had 13 receptions for 218 yards (16.8 avg.) and three receiving touchdowns ... The 16.8 catch average led the team (min. 5 catches) ... Also had a 6-yard rush and returned five kickoffs for 113 yards (22.6 avg.) ... The 22.6 kick return average ranked second on the team ... His three receiving touchdowns were tied with Adam Roberts and Ezell Ruffin for second on the squad ... Came off the bench in the opener vs. Eastern Illinois, but did not record a stat ... Played again off the bench at No. 3/2 Ohio State without making a stat ... Came off the bench against Oregon State, but did not get on the stat sheet ... Played once again at New Mexico State without a stat ... Had a breakout game vs. Nevada, earning his first start with Colin Lockett going down with an injury ... Ended up with six receptions for

54 yards (9.0 avg.) and two touchdowns ... The final touchdown in overtime clinched the win for the Aztecs ... Caught one pass off the bench at Air Force, which ended up being a 44-yard touchdown ... The score put SDSU up, 6-0 (the Aztecs missed the PAT) and the 44-yard catch was the longest of his career ... Also returned a kickoff a career-long 35 yards ... Had two receptions off the bench for 51 yards (25.5 avg.), including a long of 30 yards, vs. No. 15/18 Fresno State ... Had a 3-yard catch and his first career rush, a 6-yarder, vs. New Mexico ... Logged playing time at San José State without making the stat sheet ... Saw time at Hawai'i, but did not record a stat ... Saw time again vs. Boise State without finding the stat sheet ... Had a 21-yard reception at UNLV, his first catch since the New Mexico game four contests before ... Posted two catches for 45 yards vs. Buffalo in the Famous Idaho Potato Bowl, including a 37-yard grab.

- **2012 (Redshirt):** Redshirted as a true freshman.
- **High School:** Played locally at San Diego High on both sides of the ball ... Had three games with 100 or more yards receiving as a senior, highlighted by 178 yards and three touchdowns against Clairemont High ... Also added 435 yards and two touchdowns on the ground last season ... On defense during his senior year, tallied 26 tackles along with two interceptions ... Ran the 100-meter with a time of 10.8 in 2010 ... Earned a *Scouts, Inc.* grade of 45 and was a three-star recruit by *Scout.com*.
- **Personal:** Eric Stephon Judge was born July 28, 1993, in San Diego, Calif. ... Son of Ravheedah Potter ... Also considered UCLA, Air Force and Fresno State ... Is majoring in social science.

Judge's Career Statistics

Season	GP	GS	Rec.	Yds.	Avg.	Long	TD
2013	13	1	13	218	16.8	44	3
2014	12	5	24	471	19.6	58	2
2015	14	2	15	296	19.7	58	1
2016	10	3	14	165	11.8	27	0
Career	49	11	66	1,150	17.4	58	6

Career Highs: Receptions: 6 vs. Nevada (10/4/13); Receiving Yards: 107 vs. Idaho (11/8/14); Receiving Touchdowns: 2 vs. Nevada (10/4/13); Long Reception: 58 at Hawai'i (10/10/15), vs. Idaho (11/8/14); Carries: 1 vs. New Mexico (11/2/13); Rushing Yards: 6 vs. New Mexico (11/2/13); Long Rush: 6 vs. New Mexico (11/2/13); Kick Returns: 4 vs. Nevada (10/4/13); Kick Return Yards: 78 vs. Nevada (10/4/13); Long Kick Return: 35 at Air Force (10/10/13).

2016 Highs: Receptions: 5 vs. New Hampshire (9/3/16); Receiving Yards: 54 vs. New Hampshire (9/3/16); Long Reception: 27 at South Alabama (10/1/16).

Judge's Career Game-by-Game

Receiving

Date	Opponent	GP	GS	No.	Yds.	Avg.	Lg.	TD	TD Lengths
A.31.13	Eastern Illinois	1	0	0	0	0.0	0	0	
S.7.13	at 3/2 Ohio State	1	0	0	0	0.0	0	0	
S.21.13	Oregon State	1	0	0	0	0.0	0	0	
S.28.13	at New Mexico State	1	0	0	0	0.0	0	0	
O.4.13	Nevada*	1	1	6	54	9.0	18	2	5, 13
O.10.13	at Air Force*	1	0	1	44	44.0	44	1	44
O.26.13	15/18 Fresno State*	1	0	2	51	25.5	30	0	
N.2.13	New Mexico*	1	0	1	3	3.0	3	0	
N.9.13	at San José State*	1	0	0	0	0.0	0	0	
N.16.13	at Hawai'i*	1	0	0	0	0.0	0	0	
N.23.13	Boise State*	1	0	0	0	0.0	0	0	
N.30.13	at UNLV*	1	0	1	21	21.0	21	0	
D.21.13	vs. Buffalo&	1	0	2	45	22.5	37	0	
A.30.14	Northern Arizona	1	0	5	51	10.2	14	0	
S.6.14	at 21/23 No. Carolina	1	1	3	94	31.3	56	1	56
S.20.14	at Oregon State	1	1	2	15	7.5	9	0	
S.27.14	UNLV*	--- Did Not Play - Injured ---							
O.3.14	at Fresno State*	1	0	0	0	0.0	0	0	
O.10.14	at New Mexico*	1	0	2	50	25.0	43	0	
O.18.14	Hawai'i*	1	1	1	19	19.0	19	0	
N.1.14	at Nevada*	1	1	1	2	2.0	2	0	
N.8.14	Idaho	1	0	4	107	26.8	58	1	58
N.15.14	at Boise State*	1	1	3	35	11.7	15	0	
N.21.14	Air Force*	1	0	2	66	33.0	50	0	

N.29.14	San José State*	1	0	0	0	0.0	0	0
D.23.14	Navy#	1	0	1	32	32.0	32	0
S.5.15	San Diego	1	0	2	29	14.5	19	0
S.12.15	at California	1	0	2	53	16.5	33	0
S.19.15	South Alabama	1	0	2	19	9.5	14	0
S.26.15	at Penn State	1	0	0	0	0.0	0	0
O.3.15	Fresno State*	1	0	1	44	44.0	44	1
O.10.15	at Hawai'i*	1	1	4	92	23.0	58	1
O.17.15	at San José State*	1	0	0	0	0.0	0	0
O.23.15	Utah State*	1	0	1	6	6.0	6	0
O.31.15	at Colorado State*	1	0	0	0	0.0	0	0
N.14.15	Wyoming*	1	0	1	34	34.0	34	0
N.21.15	at UNLV*	1	0	1	18	18.0	18	0
N.28.15	Nevada*	1	0	0	0	0.0	0	0
D.5.15	Air Force``	1	0	1	13	13.0	13	0
D.24.15	vs. Cincinnati%	1	0	0	0	0.0	0	0
S.3.16	New Hampshire	1	1	5	54	10.8	16	0
S.10.16	California	1	1	4	47	11.8	15	0
S.17.16	at Northern Illinois	1	1	1	5	5.0	5	0
O.1.16	at South Alabama	1	0	3	43	14.3	33	0
O.8.16	UNLV*	1	0	0	0	0.0	0	0
O.14.16	at Fresno State*	1	0	0	0	0.0	0	0
O.21.16	San José State*	1	0	0	0	0.0	0	0
O.28.16	at Utah State*	1	0	0	0	0.0	0	0
N.5.16	Hawai'i*	1	0	0	0	0.0	0	0
N.12.16	at Nevada*	1	0	1	16	16.0	16	0

Bold indicates season high. * - Mountain West game. & - 2013 Famous Idaho Potato Bowl (Bronco Stadium, Boise, Idaho). # - 2014 San Diego County Credit Union Poinsettia Bowl (Qualcomm Stadium; San Diego, Calif.). `` - 2015 Sports Authority Mountain West Championship (Qualcomm Stadium; San Diego, Calif.). % - 2015 Hawai'i Bowl (Aloha Stadium; Honolulu, Hawaii).

#23 DAMONTAE KAZEE

(KAY-zee)

Cornerback • Senior • 5-11 • 190 • San Bernardino, Calif. • Cajon HS

- **At San Diego State:** Big playmaker, who always seems to be in the right place at the right time ... Is listed as the starting right cornerback heading into the Wyoming game for the 38th straight contest ... Can also return punts ... Among active career players in FBS, is ranked first in interceptions (15, tied), fourth in passes defended (43) and 15th in forced fumbles (6, tied) ... Is the SDSU career record-holder in interceptions (15) ... Also is tied for sixth with six forced fumbles and ninth with 28 PBUs.
- **2016 (Senior):** Has already racked up numerous preseason accolades, including being named to the Bednarik Award Watch List (collegiate defensive player of the year) and the Jim Thorpe Award Watch List (top defensive back) ... Also is a second-team preseason All-American by *USA Today* and *Sports Illustrated* ... Is also a team captain, chosen by his teammates ... Also has been named the Mountain West Defensive Player of the Year by the MW media and *Lindy's Sports* ... Is a first-team all-MW pick by the MW media, *Phil Steele's 2016 College Football Preview*, *ESPN College Football*, *Sporting News*, *Lindy's Sports*, *Athlon Sports* and Paul Myerberg by *USA Today* ... Has also been labeled "No. 1 on MW's Top-10 NFL Talent," the "No. 5 Cornerback on 2017 NFL Draft Board," the "Ninth-Best Cornerback in FBS," the "MW's Best Cover Corner," and a "SDSU Player to Watch" by *Lindy's Sports* ... Has been deemed the "MW's Best Athlete" by *Sporting News*, the "10th-Best Draft-Eligible Cornerback" by Phil Steele, while *Campus Insiders* listed him as "SDSU's Best Defensive Player" ... Has 45 tackles (34 solo), three tackles for loss, five interceptions for 112 yards (22.4 avg.) and a touchdown, six pass breakups and a quarterback hurry ... Leads the MW in both interceptions per game (0.50, sixth nationally) and interception yards (112, 10th nationally) ... Also is sixth in the MW in pass deflections (INT + PBU) per game (1.10) ... Leads the team in tackles on passing plays (25) ... **vs. New Hampshire (Sept. 3)** ... Started for the 28th consecutive game in the 2016 opener vs. New Hampshire ... Came up with four tackles (three solo) ... **vs. California (Sept. 10)** ... Made six tackles (five solo) against California, while adding three pass breakups and an interception ... The three PBUs tied a career best ... **at Northern Illinois (Sept. 17)** ... Had five tackles (all solo), an interception and a quarterback hurry at Northern Illinois ... **at South Alabama (Oct. 1)** ... Registered five tackles (four solo) with a 1-yard tackle for loss at South Alabama ... **vs. UNLV (Oct. 8)** ... Tied a team high with five tackles (all solo) against UNLV ... Also had a 2-yard tackle for loss and a pass breakup ... **at Fresno State (Oct. 14)** ... Had five

tackles (four solo) and an interception at Fresno State ... **vs. San José State (Oct. 21)** ... Came up with two tackles (one solo) in a start vs San José State ... **at Utah State (Oct. 28)** ... Had two stops in a start at Utah State ... **vs. Hawai'i (Nov. 5)** ... Finished with four tackles, two interceptions, including one for a touchdown, and a PBU against Hawai'i ... It was his fourth and fifth interceptions of the year and now has 15 for his career, which is an Aztec record ... It was his second career game with multiple interceptions ... Scored his second interception return for a score and third overall touchdown (also a punt return touchdown) ... **at Nevada (Nov. 12)** ... Finished with a season-high-tying six tackles and a PBU at Nevada.

- **2015 (Junior):** Was named a second-team All-American by *USA Today*, an honorable-mention selection by *Sports Illustrated* and a fourth-team honoree by Phil Steele ... Was named the Mountain West Defensive Player of the Year by the league's head coaches and media, the first SDSU player to be named the MW Defensive Player of the Year since Kirk Morrison won it in back-to-back seasons in 2003-04 ... Kazee and Morrison are now the only defensive players of the year in a league in school history ... Also was named a first-team all-league pick ... Shared the team's defensive player-of-the-year award with Calvin Munson ... Was on the Jim Thorpe Award Watch List, which goes out to the top defensive back in the country ... Also earned postseason first-team all-MW honors from Phil Steele ... Was on the preseason all-Mountain West team by the league's media ... Also was a preseason first-team pick by *USA Today*, *Sporting News* and *Athlon Sports* ... Also a second-team selection by Phil Steele and *Lindy's Sports*, and is listed as a "SDSU Player to Watch" by *Lindy's* ... Put together a terrific season, recording 75 tackles (team-high 58 solo - next highest was 45), a team-best eight interceptions, 5.5 tackles for loss, seven pass breakups and two forced fumbles in 14 starts ... The eight picks were tied for the most in SDSU's Division I era, tied for the most in MW history and tied for the second most in Aztec history ... Led the Mountain West and tied for second in FBS play in interceptions (8) ... Ranked fourth in the MW in passes defended (INT + PBU) per game (1.07) ... Also returned five punts for 70 yards (14.0 avg.), including a 66-yard touchdown ... Had a standout game vs. San Diego, recording three tackles (all solo), including a career-high 2.0 tackles for loss, and three interceptions ... The three interceptions were the most by an Aztec since Ed Ricketts had three on Oct. 13, 1951 vs. the Marines and are ranked in a tie for the second most in a game in program history ... Only Dick Adair's four-interception game bettered Kazee's output and that came on Oct. 15, 1949 vs. New Mexico State ... The three picks, which came in the first, second and third quarter, respectively, tied West Virginia's Karl Joseph for the most in FBS during the opening week ... The three picks also matched the most in FBS play since Middle Tennessee's Damon Nickson had four against Louisiana-Lafayette on Oct. 28, 2006 ... Kazee became the 25th FBS player this decade (since 2011) with three interceptions in the same game (as of the end of the season, there were 30) ... Came up with seven tackles (five solo) and a PBU at California ... Had a career-high and game-high-tying 11 tackles, including 10 solo, against South Alabama ... Also recorded two pass breakups and his fifth forced fumble of his career ... Had eight tackles (six solo) and 0.5 tackles for loss at Penn State ... The eight tackles tied teammate Kameron Kelly for the second most in the game ... Had four tackles (three solo) against Fresno State ... Had a tackle and his fourth interception of the season at Hawai'i ... Finished with nine tackles (seven solo), an interception and a tackle for loss at San José State ... It was his second straight game with an interception ... Had another solid outing against Utah State with four tackles (three solo) and a pass breakup ... Was named the MW Defensive Player of the Week on Nov. 2 for his play at Colorado State, recording seven tackles (five solo), an interception for a touchdown and a forced fumble ... It was the first touchdown of his career ... The forced fumble kept the Rams out of the end zone at the goal line and safety Trey Lomax recovered it ... The 55-yard interception returned for a touchdown gave San Diego State a 27-10 lead ... Made five stops and two pass breakups against Wyoming ... Had three tackles (two solo) in a start at UNLV ... The big contribution came in the return game, where he returned his first career punt for a 66-yard touchdown ... It was his second touchdown of the year (also an interception return for a score) ... Had another good game against Nevada with four tackles (three solo), a 2-yard tackle for loss, his seventh interception of the season and a pass breakup ... Also returned a punt, but lost five yards on the play ... Made three stops (two solo) with a 4-yard tackle for loss vs. Air Force in the MW Championship game ... Recorded six tackles and a 10-yard interception against Cincinnati in the Hawai'i Bowl ... The interception was his eighth of the season.

- **2014 (Sophomore):** Was named a second-team all-Mountain West selection by the league's coaches and media ... Was named to the MW midseason first team by Phil Steele ... Was named the team's emerging star by *Lindy's Sports* ... Started all 13 games for SDSU, making 58 tackles (40 solo), with a team-high 13 pass breakups, an interception, a fumble recovery, 4.0 TFL and two quarterback hurries ... Ranked third in the MW with 1.08 passes defended (INT + PBU) per game ... Made his first career start in the opener vs. Northern Arizona, registering four tackles (three solo) ... Started again at No. 21/23 North Carolina, where he made four tackles

(three solo), including one for a 1-yard loss ... Had one assisted tackle in another start at Oregon State ... Earned another start vs. UNLV, where he had four tackles (three solo) and a career-high three PBUs ... Had five tackles (all solo) at Fresno State to go along with a PBU ... Had another five tackles (four solo) and two pass breakups at New Mexico ... The two PBUs were a game-high ... Had another good game against Hawai'i, making six tackles, a game-high-tying two PBUs and his second career interception ... Came up with five tackles (three solo), including a 2-yard loss, and a PBU in an eighth straight start at Nevada ... Had three stops (one solo) and another pass breakup in a start against Idaho, and added a quarterback hurry ... Recorded a season-high seven tackles (four solo), a PBU and a QBH in a start at Boise State ... Made four stops, all solo, in an 11th straight start vs. Air Force to go along with a 3-yard tackle for loss, a fumble recovery and another PBU ... The fumble recovery was this first of his career ... Recorded four tackles (three solo) with a PBU in a 12th consecutive start vs. San José State ... Started for the 13th straight game of the season vs. Navy in the Poinsettia Bowl, where he had six tackles (five solo) and a 4-yard tackle for loss.

- **2013 (Freshman):** Played in each of the first seven games off the bench, making impact plays in almost every contest, before missing the New Mexico game with concussion-like symptoms ... Returned for the San José State game and the following contests at Hawai'i, vs. Boise State, UNLV and vs. Buffalo in the Famous Idaho Potato Bowl ... Had 41 tackles (28 solo), four forced fumbles, 3.0 TFL, two pass breakups, an interception, a sack and a blocked kick ... Led the MW and was tied for 10th (first among freshmen) in the nation in forced fumbles per game (0.33) (four total) ... The four forced fumbles were tied for fourth all-time at SDSU and the most since current Oakland Raider Miles Burris had four in 2010 ... Had the most tackles (41) on the team of any player without a start (next highest was 22) ... Made his collegiate debut in the opener vs. Eastern Illinois and had four tackles (all solo) and a forced fumble ... The four tackles tied King Holder for the most among all cornerbacks ... Had another solid outing off the bench at No. 3/2 Ohio State, making six tackles (all solos) with a one-handed interception ... The six solos were the most by either team ... The interception was the first by an Aztec this season and came at the SDSU 21-yard line ... Came off the bench against Oregon State and have five tackles and a forced fumble ... Made three tackles in a reserve role at New Mexico State ... Came off the bench in fine fashion vs. Nevada, making four stops (three solo) with a sack, tackle for loss and forced fumble ... Made two tackles off the bench at Air Force ... Had five stops and a tackle for loss vs. No. 15/18 Fresno State ... Missed the New Mexico game with concussion-like symptoms ... Had a solid all-around game in the win at San José State with two tackles, along with his first career pass breakup and blocked kick ... The blocked kick in the fourth quarter was arguably the biggest play of the game for SDSU, as it kept the Spartans from taking a 26-12 lead and allowed Nat Berhe to return the loose ball 56 yards ... Donnel Pumphrey then followed with a 34-yard touchdown run, bringing the Aztecs to within three points at 23-20 ... Made three stops (two solo) with a forced fumble at Hawai'i ... Came up with two tackles (both solo), a tackle for loss and a pass breakup vs. Boise State ... Had two solo stops off the bench in the team's loss at UNLV ... Came up with three stops in a reserve role vs. Buffalo in the Famous Idaho Potato Bowl.

- **2012 (Redshirt):** Utilized his redshirt season.
- **High School:** Three-time all-CIF athlete who played both sides of the ball at Cajon High in San Bernardino, Calif. ... Helped the Cowboys to a 9-2 overall record in 2011, including a 6-1 mark in league play ... Recorded 27 tackles, two interceptions and a forced fumble on defense during his senior year ... On offense, he scored four touchdowns on the ground and caught another four touchdowns through the air ... *Scouts, Inc.* rated him as a three-star recruit and gave him a grade of 75 ... In high school, he lettered in football, basketball and track.
- **Personal:** Damontae T. Kazez was born June 5, 1993, in San Bernardino, Calif. ... Son of Latrease and Walter Kazez ... Has three brothers and two sisters ... Brother, Walter, was a four-year running back for the Aztecs from 2009-12 ... Also considered Arizona and Washington State ... Majoring in criminal justice.

Kazez's Career Statistics

Season	GP	GS	UA	A	TT	TFL	Sk	Int.	PBU	FF	FR
2013	12	0	28	13	41	3.0	1.0	1	2	4	0
2014	13	13	40	18	58	4.0	0.0	1	13	0	1
2015	14	14	58	17	75	5.5	0.0	8	7	2	0
2016	10	10	34	11	45	3.0	0.0	5	6	0	0
Career	49	37	160	59	219	15.5	1.0	15	28	6	1

Career Highs: Tackles: 11 vs. South Alabama (9/19/15); Tackles For Loss: 2.0 vs. San Diego (9/5/15); Sacks: 1.0 vs. Nevada (10/4/3); Interceptions: 3 vs. San Diego (9/5/15); Pass Breakups: 3 vs. California (9/10/16), vs. UNLV (9/27/14); Forced Fumbles: 1, six times; Fumble Recoveries: 1 vs. California (9/10/16), vs. Air Force (11/21/14); Blocked Kicks: 1 at San José

State (11/9/13); Defensive Touchdowns: 1 vs. Hawai'i (11/5/16), at Colorado State (10/31/15); Punt Returns: 1, five times; Punt Return Yards: 66 at UNLV (11/21/15); Punt Return Touchdowns: 1 at UNLV (11/21/15); Punt Return Long: 66 at UNLV (11/21/15); Overall Touchdowns: 1 vs. Hawai'i (11/5/16), at UNLV (11/21/15), at Colorado State (10/31/15).

2016 Highs: Tackles: 6 at Nevada (11/12/16), vs. California (9/10/16); Tackles For Loss: 1.0 vs. UNLV (10/8/16), at South Alabama (10/1/16), at Northern Illinois (9/17/16); Interceptions: 2 vs. Hawai'i (11/5/16); Pass Breakups: 3 vs. California (9/10/16); Defensive Touchdowns: 1 vs. Hawai'i (11/5/16).

Kazez's Career Game-by-Game

Date	Opponent	GP	GS	UA	A	TT	TFL	Sk.	Int.	PBU	FF	FR
A.31.13	Eastern Illinois	1	0	4	0	4	0.0	0.0	0	0	1	0
S.7.13	at 3/2 Ohio State	1	0	6	0	6	0.0	0.0	1	0	0	0
S.21.13	Oregon State	1	0	3	2	5	0.0	0.0	0	0	1	0
S.28.13	at New Mexico State	1	0	1	2	3	0.0	0.0	0	0	0	0
O.4.13	Nevada*	1	0	3	1	4	1.0	1.0	0	0	1	0
O.10.13	at Air Force*	1	0	1	1	2	0.0	0.0	0	0	0	0
O.26.13	15/18 Fresno State*	1	0	3	2	5	1.0	0.0	0	0	0	0
N.2.13	New Mexico*	--- Did Not Play - Injured ---										
N.9.13	at San José State*	1	0	0	2	2	0.0	0.0	0	1	0	0
N.16.13	at Hawai'i*	1	0	2	1	3	0.0	0.0	0	0	1	0
N.23.13	Boise State*	1	0	2	0	2	1.0	0.0	0	1	0	0
N.30.13	at UNLV*	1	0	2	0	2	0.0	0.0	0	0	0	0
D.21.13	vs. Buffalo&	1	0	1	2	3	0.0	0.0	0	0	0	0
A.30.14	Northern Arizona	1	1	3	1	4	0.0	0.0	0	0	0	0
S.6.14	at 21/23 No. Carolina	1	1	3	1	4	1.0	0.0	0	0	0	0
S.20.14	at Oregon State	1	1	0	1	1	0.0	0.0	0	0	0	0
S.27.14	UNLV*	1	1	3	1	4	0.0	0.0	0	3	0	0
O.3.14	at Fresno State*	1	1	5	0	5	0.0	0.0	0	1	0	0
O.10.14	at New Mexico*	1	1	4	1	5	0.0	0.0	0	2	0	0
O.18.14	Hawai'i*	1	1	2	4	6	0.0	0.0	1	2	0	0
N.1.14	at Nevada*	1	1	3	2	5	1.0	0.0	0	1	0	0
N.8.14	Idaho	1	1	1	2	3	0.0	0.0	0	1	0	0
N.15.14	at Boise State*	1	1	4	3	7	0.0	0.0	0	1	0	0
N.21.14	Air Force*	1	1	4	0	4	1.0	0.0	0	1	0	1
N.29.14	San José State*	1	1	3	1	4	0.0	0.0	0	1	0	0
D.23.14	Navy#	1	1	5	1	6	1.0	0.0	0	0	0	0
S.5.15	San Diego	1	1	3	0	3	2.0	0.0	3	0	0	0
S.12.15	at California	1	1	5	2	7	0.0	0.0	0	1	0	0
S.19.15	South Alabama	1	1	10	1	11	0.0	0.0	0	2	1	0
S.26.15	at Penn State	1	1	6	2	8	0.5	0.0	0	0	0	0
O.3.15	Fresno State*	1	1	3	1	4	0.0	0.0	0	0	0	0
O.10.15	at Hawai'i*	1	1	1	0	1	0.0	0.0	1	0	0	0
O.17.15	at San José State*	1	1	7	2	9	1.0	0.0	1	0	0	0
O.23.15	Utah State*	1	1	3	1	4	0.0	0.0	0	1	0	0
O.31.15	at Colorado State*	1	1	5	2	7	0.0	0.0	1	0	1	0
N.14.15	Wyoming*	1	1	3	2	5	0.0	0.0	0	2	0	0
N.21.15	at UNLV*	1	1	2	1	3	0.0	0.0	0	0	0	0
N.28.15	Nevada*	1	1	3	1	4	1.0	0.0	1	1	0	0
D.5.15	Air Force**	1	1	2	1	3	1.0	0.0	0	0	0	0
D.24.15	vs. Cincinnati%	1	1	5	1	6	0.0	0.0	1	0	0	0
S.3.16	New Hampshire	1	1	3	1	4	0.0	0.0	0	0	0	0
S.10.16	California	1	1	5	1	6	0.0	0.0	1	3	0	0
S.17.16	at Northern Illinois	1	1	5	0	5	1.0	0.0	1	0	0	0
O.1.16	at South Alabama	1	1	4	1	5	1.0	0.0	0	0	0	0
O.8.16	UNLV*	1	1	5	0	5	1.0	0.0	0	1	0	0
O.14.16	at Fresno State*	1	1	4	1	5	0.0	0.0	1	0	0	0
O.21.16	San José State*	1	1	1	1	2	0.0	0.0	0	0	0	0
O.28.16	at Utah State*	1	1	0	2	2	0.0	0.0	0	0	0	0
N.5.16	Hawai'i*	1	1	3	1	4	0.0	0.0	2	1	0	0
N.12.16	at Nevada*	1	1	3	3	6	0.0	0.0	0	1	0	0

*Bold indicates season high. * - Mountain West game. & - 2013 Famous Idaho Potato Bowl (Bronco Stadium; Boise, Idaho). # - 2014 San Diego County Credit Union Poinsettia Bowl (Qualcomm Stadium; San Diego, Calif.). ** - 2015 Sports Authority Mountain West Championship (Qualcomm*

Stadium; San Diego, Calif.) - 2015 Hawai'i Bowl (Aloha Stadium; Honolulu, Hawaii).

#59 KYLE KELLEY

Defensive End • Senior • 6-3 • 260 • Irvine, Calif. • Saddleback JC

- **At San Diego State:** Came to SDSU in 2015 with three years of collegiate experience, including two years at Arizona ... Excellent pass rusher who has performed well in limited action ... Is listed as the starter at right defensive end for the season after starting there the final two games of 2015, including the Mountain West Championship game vs. Air Force and the Hawai'i Bowl against Cincinnati.
- **2016 (Senior):** Was named a first-team all-Mountain West selection by *Lindy's Sports*, a second-team pick by *Athlon Sports* and a third-team honoree by *Phil Steele's 2016 College Football Preview* ... Has 28 tackles (13 solo), including 4.5 tackles for loss, three sacks for 19 yards and 10 quarterback hurries in 10 starts on the season ... **vs. New Hampshire (Sept. 3)** ... Started for the third straight game and third time overall in the opener against New Hampshire, coming up with two tackles and a 5-yard sack (and TFL) ... **vs. California (Sept. 10)** ... Made three stops with 1.5 TFL for six yards vs. California ... Also added a QBH ... **at Northern Illinois (Sept. 17)** ... Came up with three tackles (two solo) at Northern Illinois ... **at South Alabama (Oct. 1)** ... Had three stops (one solo) with a 6-yard sack (and TFL) in another start at South Alabama ... **UNLV (Oct. 8)** ... Registered four tackles (three solo) against UNLV, while adding a quarterback hurry ... **at Fresno State (Oct. 14)** ... Made two stops (one solo) with a 8-yard sack (and TFL) at Fresno State ... The sack came on a 3rd and 5 play on the SDSU 40-yard line, which forced the Bulldogs to punt down, 17-3 ... **vs. San José State (Oct. 21)** ... Made two quarterback hurries in another start against San José State ... **at Utah State (Oct. 28)** ... Came up with a tackle and a QBH at Utah State in a start ... **vs. Hawai'i (Nov. 5)** ... Made three assisted stops and a quarterback hurry in a start against Hawai'i ... **at Nevada (Nov. 12)** ... Had a season-high seven stops (four solo) and a quarterback hurry in a start at Nevada.
- **2015 (Junior):** Played in the team's only 14 games with two starts, collecting 24 tackles (15 solo) with nine tackles for loss, 7.5 sacks, a pass breakup, a forced fumble, a blocked kick and eight quarterback hurries ... Led the team in quarterback hurries and ranked second in sacks despite starting only the final two games ... Logged his first snaps in a reserve role against San Diego, making two tackles (one solo) ... Recorded two tackles (one solo) with 0.5 tackles for loss off the bench at California ... Had one tackle in a reserve role vs. South Alabama, while adding a pass breakup and a quarterback hurry ... Had a good game at Penn State, making a solo tackle - a 3-yard sack (and TFL) - and blocking a field goal attempt ... The sack and blocked field goal were the first of his career ... Played again off the pine against Fresno State, but did not record a stat for the first time of the year ... Did not record a stat at Hawai'i ... Also didn't find the stat sheet at San José State ... Had a solo tackle in a reserve role against Utah State ... Came up with an assisted tackle at Colorado State, which went down as a 1/2 tackle for loss ... Did not make the stat sheet in reserve time vs. Wyoming ... Had the best game of his career at UNLV at the time, making three tackles (two solo) with career bests of 2.5 tackles for loss (13 yards), a pair of sacks for 12 yards and three quarterback hurries ... Logged his most time of his Aztec career with Alex Barrett missing most of the game with a knee injury ... Had another good game off the bench vs. Nevada, making a solo tackle - a 4-yard sack (and TFL) - with his first career forced fumble, and a quarterback hurry ... Made his first career start against Air Force in the Mountain West Championship game, making three tackles (two solo) and recording the team's only quarterback hurry ... Had a huge game vs. Cincinnati in the Hawai'i Bowl, recording career highs of nine tackles (six solo), 3.5 sacks and 3.5 tackles for loss for 25 yards ... The 3.5 sacks set a Hawai'i Bowl record, were the most in a bowl game this season, were tied for the third most in a game in program history and were tied for the 10th most in a game in the country in 2015 ... The nine tackles also tied teammates Na'im McGee and Kameron Kelly for the most in the game ... For his efforts, he was named to the USA Today Sports All-Bowl Team and the Associated Press All-Bowl Team.
- **At Saddleback JC (2014):** Played in all 10 games at Saddleback College in 2014, registering 46 tackles (23), 9.5 sacks, 13 tackles for loss, a 34-yard fumble recovery, an interception and two pass breakups ... Was named to the all-California team by CCCFCA and the NCS League First Team.
- **At Univ. of Arizona (2012-13):** Was at Arizona from 2012-13, making two tackles (one solo) in 12 games in 2013 and redshirting the 2012 campaign.
- **High School:** Was a *PrepStar* All-American and Parade All-American at Woodbridge High in Irvine, Calif. ... Picked as a *Tacoma News Tribune* Western 100 ... Also was on the *CalHSports* all-state first team (medium schools) ... Logged 87 tackles and 22 sacks as a senior, earning Pacific Coast League Defensive MVP honors ... Also was an all-Orange County and all-CIF hon-

oree ... Played in the Cal-State All-Star game ... Added 21 receptions for 382 yards and 5 TDs at tight end ... Was a four-star recruit by Rivals, and a three-star pick by ESPN, Scout and 247sports.

- **Personal:** Kyle Christopher Kelley was born Sept. 3, 1993, in Santa Monica, Calif. ... Son of Charles and Colleen Kelley ... Picked Arizona out of high school over offers from Arizona State, Colorado, Florida, North Carolina State, Northern Illinois, Oklahoma, UCLA, Utah, Vanderbilt, Washington and Washington State ... Is majoring in social science.

Kelley's Career Statistics

Defense											* at Arizona		
Season	GP	GS	UA	A	TT	TFL	Sk	Int.	PBU	FF	FR		
2013*	12	0	1	1	2	0.0	0.0	0	0	0	0		
2015	14	2	15	9	24	9.0	7.5	0	1	1	0		
2016	10	10	13	15	28	4.5	3.0	0	0	0	0		
Career	36	12	29	25	54	13.5	10.5	0	1	1	0		

Career Highs: Tackles: 9 vs. Hawai'i (12/25/15); Tackles For Loss: 3.5 vs. Hawai'i (12/25/15); Sacks: 3.5 vs. Hawai'i (12/25/15); Pass Breakups: 1 vs. South Alabama (9/19/15); Forced Fumbles: 1 vs. Nevada (11/28/15); Blocked Kicks: 1 at Penn State (9/26/15).

2016 Highs: Tackles: 7 at Nevada (11/12/16); Tackles For Loss 1.5 vs. California (9/10/16); Sacks: 1.0 at Fresno State (10/14/16),, at South Alabama (10/1/16), vs. New Hampshire (9/3/16).

Kelley's Career Game-by-Game

Defense												
Date	Opponent	GP	GS	UA	A	TT	TFL	Sk.	Int.	PBU	FF	FR
A.30.13	Northern Arizona	1	0	1	0	1	0.0	0.0	0	0	0	0
S.7.13	at UNLV	1	0	0	0	0	0.0	0.0	0	0	0	0
S.14.13	UTSA	1	0	0	0	0	0.0	0.0	0	0	0	0
S.28.13	at WashingtonS	1	0	0	0	0	0.0	0.0	0	0	0	0
O.10.13	at USCS	1	0	0	0	0	0.0	0.0	0	0	0	0
O.19.13	UtahS	1	0	0	0	0	0.0	0.0	0	0	0	0
O.26.13	at ColoradoS	1	0	0	0	0	0.0	0.0	0	0	0	0
N.2.13	at CaliforniaS	1	0	0	0	0	0.0	0.0	0	0	0	0
N.9.13	UCLAS	1	0	0	0	0	0.0	0.0	0	0	0	0
N.16.13	Washington StateS	1	0	0	0	0	0.0	0.0	0	0	0	0
N.23.13	OregonS	1	0	0	1	1	0.0	0.0	0	0	0	0
N.30.13	at Arizona State&	1	0	0	0	0	0.0	0.0	0	0	0	0
D.31.13	vs. Boston College+	--- Did Not Play ---										
S.5.15	San Diego	1	0	1	1	2	0.0	0.0	0	0	0	0
S.12.15	at California	1	0	1	1	2	0.5	0.0	0	0	0	0
S.19.15	South Alabama	1	0	0	1	1	0.0	0.0	0	1	0	0
S.26.15	at Penn State	1	0	1	0	1	1.0	1.0	0	0	0	0
O.3.15	Fresno State*	1	0	0	0	0	0.0	0.0	0	0	0	0
O.10.15	at Hawai'i**	1	0	0	0	0	0.0	0.0	0	0	0	0
O.17.15	at San José State*	1	0	0	0	0	0.0	0.0	0	0	0	0
O.23.15	Utah State*	1	0	1	0	1	0.0	0.0	0	0	0	0
O.31.15	at Colorado State*	1	0	0	1	1	0.0	0.0	0	0	0	0
N.14.15	Wyoming*	1	0	0	0	0	0.0	0.0	0	0	0	0
N.21.15	at UNLV*	1	0	2	1	3	2.5	2.0	0	0	0	0
N.28.15	Nevada*	1	0	1	0	1	1.0	1.0	0	0	1	0
D.5.15	Air Force``	1	1	2	1	3	0.0	0.0	0	0	0	0
D.24.15	vs. Cincinnati%	1	1	6	3	9	3.5	3.5	0	0	0	0
S.3.16	New Hampshire	1	1	1	1	2	1.0	1.0	0	0	0	0
S.10.16	California	1	1	1	2	3	1.5	0.0	0	0	0	0
S.17.16	at Northern Illinois	1	1	2	1	3	0.0	0.0	0	0	0	0
O.1.16	at South Alabama	1	1	1	2	3	1.0	1.0	0	0	0	0
O.8.16	UNLV*	1	1	3	1	4	0.0	0.0	0	0	0	0
O.14.16	at Fresno State*	1	1	1	1	2	1.0	1.0	0	0	0	0
O.21.16	San José State*	1	1	0	0	0	0.0	0.0	0	0	0	0
O.28.16	at Utah State*	1	1	0	1	1	0.0	0.0	0	0	0	0
N.5.16	Hawai'i**	1	1	0	3	3	0.0	0.0	0	0	0	0
N.12.16	at Nevada*	1	1	4	3	7	0.0	0.0	0	0	0	0

Bold indicates season high. S - Pac-12 game. * - Mountain West game. + - 2013 AdvoCare V100 Bowl (Independence Stadium; Shreveport, La.). `` - 2015 Sports Authority Mountain West Cham-

pianship (Qualcomm Stadium; San Diego, Calif.) - 2015 Hawai'i Bowl (Aloha Stadium; Honolulu, Hawaii).

#7 KAMERON KELLY

Warrior • Junior • 6-2 • 195 • Murphy, Texas • Wylie High

- **At San Diego State:** An athletic, player who came to SDSU as an "athlete" and played right away as a true freshman in 2014 ... Will see time on defense and could even see time as a kick returner ... Is listed as the co-starter with Trey Lomax at one of the two Warrior (safety) positions in Rocky Long's 3-3-5 defense, but has yet to start a game this year.
- **2016 (Junior):** Has played in all 10 of SDSU's games, making 27 tackles (15 solo) with three interceptions and four pass breakups ... Leads the team in punt return tackles (3) and is tied for second in special teams tackles (8) ... Ranks sixth in the MW and 60th nationally in interceptions per game (0.30) ... **vs. New Hampshire (Sept. 3)** ... Came off the bench to make one assisted tackle with a pass breakup ... **vs. California (Sept. 10)** ... Had a big game off the bench vs. California, making four tackles (all solo) with an interception and a pass breakup ... The interception came in the end zone and led to an Aztec touchdown ... **at Northern Illinois (Sept. 17)** ... Made a solo stop off the bench at Northern Illinois ... **at South Alabama (Oct. 1)** ... Registered three stops (two solo) in a reserve role at South Alabama ... **vs. UNLV (Oct. 8)** ... Had two tackles (one solo) off the pine vs. UNLV ... **at Fresno State (Oct. 14)** ... Had four tackles and a 20-yard interception off the bench at Fresno State ... **vs. San José State (Oct. 21)** ... Registered three tackles (two solo) with a PBU in a reserve role vs. San José State ... **at Utah State (Oct. 28)** ... Made four stops (all assisted) at Utah State ... **vs. Hawai'i (Nov. 5)** ... Came up with three tackles - all solo - off the bench vs. Hawai'i ... **at Nevada (Nov. 12)** ... Had a good game in a reserve role at Nevada, registering two stops with an interception and a pass breakup ... The interception was his third this season and fifth of his career, and led to an Aztec touchdown run.
- **2015 (Sophomore):** Had 58 tackles (37 solo) in 13 games (all starts) with three tackles for loss, three pass breakups and two interceptions for 31 yards... Missed the opener with San Diego for violation of team rules ... Made his first career start in just his seventh game at California ... Finished with four tackles (two solo) ... Came up with four tackles (one solo) and his first career pass breakup in his second straight start vs. South Alabama ... Had eight tackles (six solo) at Penn State in his third consecutive start, while adding a pass breakup with a diving play in the end zone ... Had just nine career tackles prior to recording eight at PSU ... Recorded four tackles (three solo) with a pass breakup in a fourth straight start vs. Fresno State ... Made eight tackles (five solo) in another start at Hawai'i ... The eight stops matched a career high ... Registered five stops in a start at San José State ... Had a solo stop against Utah State in another start ... Made three tackles (two solo) and had his first career interception for 16 yards at Colorado State ... The interception led to a 54-yard field goal by Donny Hageman has time expired in the first half, giving the Aztecs a 13-10 lead ... Made one solo tackle, a 1-yard loss, in another start against Wyoming ... Came up with three solo tackles, a 15-yard interception and a tackle for loss in a start at UNLV ... Finished with an assisted tackle against Nevada in a starting role ... Came up with seven tackles (five solo) vs. Air Force in the Mountain West Championship game ... Made a career-high nine stops (seven solo) with a tackle for loss in another start vs. Cincinnati in the Hawai'i Bowl.
- **2014 (Freshman):** Worked into the two-deep as a true freshman heading into the Fresno State game as the backup to Trey Lomax at one of the two Warrior spots, where he remained for three contests before having surgery on a leg for compartment syndrome late after the Hawai'i game on Oct. 18 ... Missed the final six games with that injury ... Played in six games, making one tackle and blocking a punt ... Was one of eight true freshmen to see action ... Also saw time on special teams, mainly as a kick returner, where he returned five kicks for 131 yards (26.2 avg.) ... The 26.2 average led the team, while his long of 56 yards was second ... Did not play in the opener vs. Northern Arizona ... Came off the bench in his first collegiate appearance at No. 21/23 North Carolina, but did not record a stat ... Logged his first career tackle on special teams at Oregon State ... Played again against UNLV, blocking a punt, SDSU's lone blocked punt of the season ... Logged time on special teams at Fresno State, where he returned a kick 56 yards, the longest by an Aztec this season ... Played again at New Mexico and had a 13-yard kick return ... Logged time again against Hawai'i, returning a kick for 25 yards ... Was taken out late in the game with a leg injury ... Later was diagnosed with compartment syndrome and was operated on early the next day (Oct. 19), ending his season ... Did not travel to the Nevada contest ... Did not suit up against Idaho ... Also did not travel to Boise State ... Did not suit up again vs. Air Force ... Also did not play vs. San José State ... Could have played vs. Navy in the Poinsettia Bowl, but was held out as a precaution.
- **High School:** A three-year letterwinner at Wylie High School in Murphy, Texas ... Named the

4A Region II District 13 Player of the Year after racking up 4,000 all-purpose yards ... An academic all-state selection ... Completed 56-of-96 passes (58.3 percent) for 841 yards with five touchdowns as a senior ... Led the Pirates to a 9-5 overall record and an appearance in the 4A D1 Quarterfinals ... Also rushed for 568 yards and 13 touchdowns on 86 carries and caught 59 passes for 950 yards and 11 scores ... Recorded seven interceptions on defense ... Lettered in basketball and track & field as well ... Is a three-star recruit by *Scout.com*, and a two-star recruit by both *Rivals.com* and *247sports.com* ... 247sports gave him a grade of 75.

- **Personal:** Kameron Rashad Kelly was born Aug. 19, 1996, in Round Rock, Texas ... Son of Curley Kelly and Toni Milburn and stepson of Joseph Milburn and Millie Kelly ... Chose SDSU over offers from Alabama A&M, Alabama State, Florida A&M, Grambling, Houston Baptist, Kent State, Lamar, Louisiana-Monroe, Navy, Northern Colorado, Prairie View A&M, Sam Houston State, South Dakota State, Stephen F. Austin, Texas Southern and Texas Tech ... Is majoring in kinesiology.

Kelly's Career Statistics

Defense

Season	GP	GS	UA	A	TT	TFL	Sk	Int.	PBU	FF	FR
2014	6	0	0	1	1	0.0	0.0	0	0	0	0
2015	13	13	37	21	58	3.0	0.0	2	3	0	0
2016	10	0	15	12	27	0.0	0.0	3	4	0	0
Career	29	13	52	34	86	3.0	0.0	5	7	0	0

Career Highs: Tackles: 9 vs. Cincinnati (12/24/15); Tackles For Loss: 1.0 vs. Cincinnati (12/24/15), at UNLV (11/21/15), vs. Wyoming (11/14/15); Interceptions: 1, five times; Pass Breakups: 1, seven times; Blocked Punts: 1 vs. UNLV (9/27/14); Kick Returns: 2 vs. UNLV (9/27/14); Long Kick Return: 56 at Fresno State (10/3/14); Kick Return Yards: 56 at Fresno State (10/3/14).

2016 Highs: Tackles: 4 at Utah State (10/28/16), at Fresno State (10/14/16), vs. California (9/10/16); Interceptions: 1 at Nevada (11/12/16), at Fresno State (10/14/16), vs. California (9/10/16); Pass Breakups: 1, four times.

Kelly's Career Game-by-Game

Defense

Date	Opponent	GP	GS	UA	A	TT	TFL	Sk.	Int.	PBU	FF	FR
A.30.14	Northern Arizona	--- Did Not Play ---										
S.6.14	at 21/23 No. Carolina	1	0	0	0	0	0.0	0.0	0	0	0	0
S.20.14	at Oregon State	1	0	0	1	1	0.0	0.0	0	0	0	0
S.27.14	UNLV*	1	0	0	0	0	0.0	0.0	0	0	0	0
O.3.14	at Fresno State*	1	0	0	0	0	0.0	0.0	0	0	0	0
O.10.14	at New Mexico*	1	0	0	0	0	0.0	0.0	0	0	0	0
O.18.14	Hawai'i*	1	0	0	0	0	0.0	0.0	0	0	0	0
N.1.14	at Nevada*	--- Did Not Play - Injured ---										
N.8.14	Idaho	--- Did Not Play - Injured ---										
N.15.14	at Boise State*	--- Did Not Play - Injured ---										
N.21.14	Air Force*	--- Did Not Play - Injured ---										
N.29.14	San José State*	--- Did Not Play - Injured ---										
D.23.14	Navy#	--- Did Not Play - Injured ---										
S.5.15	San Diego	--- Did Not Play - Suspended ---										
S.12.15	at California	1	1	2	2	4	0.0	0.0	0	0	0	0
S.19.15	South Alabama	1	1	1	3	4	0.0	0.0	0	1	0	0
S.26.15	at Penn State	1	1	6	2	8	0.0	0.0	0	1	0	0
O.3.15	Fresno State*	1	1	3	1	4	0.0	0.0	0	1	0	0
O.10.15	at Hawai'i*	1	1	5	3	8	0.0	0.0	0	0	0	0
O.17.15	at San José State*	1	1	1	4	5	0.0	0.0	0	0	0	0
O.23.15	Utah State*	1	1	1	0	1	0.0	0.0	0	0	0	0
O.31.15	at Colorado State*	1	1	2	1	3	0.0	0.0	1	0	0	0
N.14.15	Wyoming*	1	1	1	0	1	1.0	0.0	0	0	0	0
N.21.15	at UNLV*	1	1	3	0	3	1.0	0.0	1	0	0	0
N.28.15	Nevada*	1	1	0	1	1	0.0	0.0	0	0	0	0
D.5.15	Air Force`	1	1	5	2	7	0.0	0.0	0	0	0	0
D.24.15	vs. Cincinnati%	1	1	7	2	9	1.0	0.0	0	0	0	0
S.3.16	New Hampshire	1	0	0	1	1	0.0	0.0	0	1	0	0
S.10.16	California	1	0	4	0	4	0.0	0.0	1	1	0	0
S.17.16	at Northern Illinois	1	0	1	0	1	0.0	0.0	0	0	0	0
O.1.16	at South Alabama	1	0	2	1	3	0.0	0.0	0	0	0	0

0.8.16	UNLV*	1	0	1	1	2	0.0	0.0	0	0	0	0
0.14.16	at Fresno State*	1	0	1	3	4	0.0	0.0	1	0	0	0
0.21.16	San José State*	1	0	2	1	3	0.0	0.0	0	1	0	0
0.28.16	at Utah State*	1	0	0	4	4	0.0	0.0	0	0	0	0
N.5.16	Hawai'i*	1	0	3	0	3	0.0	0.0	0	0	0	0
N.12.16	at Nevada*	1	0	1	1	2	0.0	0.0	1	1	0	0

*Bold indicates season high. * - Mountain West game. # - 2014 San Diego County Credit Union Poinsettia Bowl (Qualcomm Stadium; San Diego, Calif.). `` - 2015 Sports Authority Mountain West Championship (Qualcomm Stadium; San Diego, Calif.). % - 2015 Hawai'i Bowl (Aloha Stadium; Honolulu, Hawaii).*

#39 RONLEY LAKALAKA

Linebacker • Sophomore • 6-0 • 225 • Kalihi, Hawaii • Punahou HS

- **At San Diego State:** Physical linebacker who has a ton of potential ... Moved into the two-deep for the South Alabama game as a true freshman in 2015 with Jake Fely injured and stayed there for the rest of the season ... Is slated as the co-starter at one of the outside linebacker spots with senior Austin Wyatt-Thayer heading into the Wyoming game, but has started nine of the team's 10 games.
- **2016 (Sophomore):** Has played in all 10 games, starting nine times ... Has 40 tackles (22 solo), 0.5 tackles for loss, two interceptions for 20 yards and a touchdown, and five quarterback hurries on the season ... The 40 stops are tied for the third most on the team with fellow true sophomore Parker Baldwin ... **vs. New Hampshire (Sept. 3)** ... Came up with a then-career-high five tackles (three solo) in his first career start against New Hampshire in the opener ... **vs. California (Sept 10)** ... Had another good game off the bench against California, registering four tackles (two solo) and a 9-yard interception returned for a touchdown ... The touchdown put the Aztecs up, 28-21, late in the second quarter, a lead they would never relinquish ... The interception (and touchdown) was the first of his career ... **at Northern Illinois (Sept. 17)** ... Earned his second career start at Northern Illinois, making four stops (two solo) ... **at South Alabama (Oct. 1)** ... Had three tackles (two solo) in a third career start at South Alabama ... **vs. UNLV (Oct. 8)** ... Came up with four tackles (three solo) in a fourth start vs. UNLV ... Also had a 1/2 tackle for loss for two yards and his first two career quarterback hurries ... **at Fresno State (Oct. 14)** ... Registered three tackles in a fourth straight start (fifth of the year) at Fresno State ... **vs. San José State (Oct. 21)** ... Came up with two stops (one solo) and three quarterback hurries in a start against San José State ... **at Utah State (Oct. 28)** ... Had six tackles in a start at Utah State, leading the team in stops for the first time of his career ... **vs. Hawai'i (Nov. 5)** ... Had another good game in a start vs. Hawai'i, coming up with four tackles and a 11-yard interception ... The interception led to a John Baron field goal ... **at Nevada (Nov. 12)** ... Made five stops in another start at Nevada.
- **2015 (Freshman):** Played in 11 games on the season, making 11 tackles with one quarterback hurry ... Mainly was used on special teams, but gradually logged more snaps in the backfield toward the end of the season ... Was on the travel roster, but did not play in the first three games of the season against San Diego, at California and vs. South Alabama ... Logged his first appearance of his Division I career at Penn State on special teams without finding the stat sheet ... Played again vs. Fresno State, but did not record a stat ... Logged his first stat, making an assisted tackle at Hawai'i ... Logged significant snaps on defense at San José State with starter Jake Fely injured for the second half ... Had three tackles (two solo) in the contest ... Had a solo tackle against Utah State off the bench ... Came up with an assisted stop in time off the pine at Colorado State ... Made an assisted tackle against Wyoming ... Registered two stops (one solo) off the pine at UNLV ... Did not record a stat in time off the bench vs. Nevada ... Also did not find the stat sheet in a reserve role vs. Air Force in the Mountain West Championship game ... Had two tackles (one solo) and picked up his first career quarterback hurry vs. Cincinnati in the Hawai'i Bowl.
- **High School:** Recorded a team-high seven sacks, along with two interceptions as a senior at Punahou High School in Kalihi, Hawaii, according to MaxPreps.com ... Led Punahou to an 8-1 overall record and an appearance in the HHSAA Division I championship game in 2014 ... Was a two-time all-state first-team selection and a two-time ILH first-team pick ... Led the team in tackles and was chosen as the hardest hitting player on the team ... A three-star recruit by Scout and a two-star recruit by Rivals
- **Personal:** Ronley Saumaniafaese Lealao Lakalaka was born Jan. 23, 1997, in Honolulu, Hawaii ... Picked SDSU over an offer from Hawai'i and also had interest from California ... Brother, Steven, is a senior running back at Hawai'i ... Is majoring in business administration with an emphasis on finance.

Lakalaka's Career Statistics

Season	GP	GS	UA	A	TT	TFL	Sk	Int.	PBU	FF	FR
2015	11	0	5	6	11	0.0	0.0	0	0	0	0
2016	10	9	18	22	40	0.5	0.0	2	0	0	0
Career	21	9	23	28	51	0.5	0.0	2	0	0	0

Career/2016 Highs: Tackles: 6 at Utah State (10/28/16); Tackles For Loss: 0.5 vs. UNLV (10/8/16); Interceptions: 1 vs. Hawai'i (11/5/16), vs. California (9/10/16); Defensive Touchdowns: 1 vs. California (9/10/16).

Lakalaka's Career Game-by-Game

Date	Opponent	GP	GS	UA	A	TT	TFL	Sk.	Int.	PBU	FF	FR
S.5.15	San Diego											
S.12.15	at California											
S.19.15	South Alabama											
S.26.15	at Penn State	1	0	0	0	0	0.0	0.0	0	0	0	0
0.3.15	Fresno State*	1	0	0	0	0	0.0	0.0	0	0	0	0
0.10.15	at Hawai'i*	1	0	0	1	1	0.0	0.0	0	0	0	0
0.17.15	at San José State*	1	0	2	1	3	0.0	0.0	0	0	0	0
0.23.15	Utah State*	1	0	1	0	1	0.0	0.0	0	0	0	0
0.31.15	at Colorado State*	1	0	0	1	1	0.0	0.0	0	0	0	0
N.14.15	Wyoming*	1	0	0	1	1	0.0	0.0	0	0	0	0
N.21.15	at UNLV*	1	0	1	1	2	0.0	0.0	0	0	0	0
N.28.15	Nevada*	1	0	0	0	0	0.0	0.0	0	0	0	0
D.5.15	Air Force``	1	0	0	0	0	0.0	0.0	0	0	0	0
D.24.15	vs. Cincinnati%	1	0	1	1	2	0.0	0.0	0	0	0	0
S.3.16	New Hampshire	1	1	3	2	5	0.0	0.0	0	0	0	0
S.10.16	California	1	0	2	2	4	0.0	0.0	1	0	0	0
S.17.16	at Northern Illinois	1	1	2	2	4	0.0	0.0	0	0	0	0
0.1.16	at South Alabama	1	1	2	1	3	0.0	0.0	0	0	0	0
0.8.16	UNLV*	1	1	3	1	4	0.5	0.0	0	0	0	0
0.14.16	at Fresno State*	1	1	1	2	3	0.0	0.0	0	0	0	0
0.21.16	San José State*	1	1	1	1	2	0.0	0.0	0	0	0	0
0.28.16	at Utah State*	1	1	1	5	6	0.0	0.0	0	0	0	0
N.5.16	Hawai'i*	1	1	1	3	4	0.0	0.0	1	0	0	0
N.12.16	at Nevada*	1	1	2	3	5	0.0	0.0	0	0	0	0

*Bold indicates season high. * - Mountain West game. `` - 2015 Sports Authority Mountain West Championship (Qualcomm Stadium; San Diego, Calif.). % - 2015 Hawai'i Bowl (Aloha Stadium; Honolulu, Hawaii).*

#3 TREY LOMAX

Warrior • Junior • 5-11 • 190 • San Diego, Calif. • Mira Mesa HS

- **At San Diego State:** Fantastic athlete, who was also recruited to play baseball at San Diego State ... Is slated as the co-starter at one of the two Warrior spots with Kameron Kelly on the depth chart heading into the weekend, but has started the first 10 games this year ... Also is slated to back up Parker Baldwin at the Aztec spot ... Has led SDSU in tackles in two of the 27 games he has appeared in over his career (both in 2014).
- **2016 (Junior):** Earned the start at one of the two Warrior spots in all 10 games this season ... Has 22 tackles (11 solo), 1.5 tackles for loss, a 10-yard interception and five pass breakups on the year ... **vs. New Hampshire (Sept. 3)** ... Made the start at one of the Warrior spots in the opener vs. New Hampshire, but did not find the stat sheet ... **vs. California (Sept. 10)** ... Started again vs. California, making four tackles (two solo) ... **at Northern Illinois (Sept. 17)** ... Made two tackles and chipped in with a 10-yard interception in a third straight start at Northern Illinois ... **at South Alabama (Oct. 1)** ... Registered three tackles (one solo) and a pass breakup at South Alabama in a fourth consecutive start ... **vs. UNLV (Oct. 8)** ... Had an assisted tackle against UNLV in a starting role ... **at Fresno State (Oct. 14)** ... Came up with three stops (two solo) in a start at Fresno State ... **vs. San José State (Oct. 21)** ... Had a good game against San José State in another start, making a solo tackle - a 3-yard stop behind the line of scrimmage - and a pass breakup ... **at Utah State (Oct. 28)** ... Started once again at Utah State, making three stops (one solo), including 0.5 TFL for two yards ... **vs. Hawai'i (Nov. 5)** ... Had a solo tackle and a career-high two pass breakups in a start vs. Hawai'i ... **at Nevada (Nov. 12)** ... Made four stops and had a pass breakup in a 10th straight start at Nevada ... The PBU was deflected to Kameron Kelly for an interceptions.
- **2015 (Sophomore):** Was a fourth-team all-Mountain West preseason selection by Phil Steele

... Was named a "SDSU Player to Watch" by *Lindy's Sports* ... Was slated as one of the two starting Warriors in Rocky Long's 3-3-5 defense once again after a solid 2014 season, but hurt his knee in the opener and missed the next six games ... Came back to play against Utah State and started vs. Nevada at the Aztec spot with Na'im McGee sitting out the first week with a target penalty the week before ... Finished with nine tackles (six solo), including a tackle for loss, and a fumble recovery in two starts and five games ... Started the opener with San Diego, recording three tackles (two solo), including one behind the line of scrimmage, before leaving early with a knee injury ... Missed the next six games with the same knee injury ... Returned to play limited snaps against Utah State without recording a stat ... Had one assisted tackle and a fumble recovery in a reserve role at Colorado State ... The fumble recovery came in the end zone as the Rams were driving to try and tie the game up at 7-7 on their opening possession ... Did not play against Wyoming ... Saw limited time at UNLV without finding the stat sheet ... Started for the first time of his career at the Aztec spot against Nevada, making a season-high five tackles (four solo) ... Did not play in the Mountain West Championship vs. Air Force ... Also did not see any action vs. Cincinnati in the Hawai'i Bowl.

● **2014 (Freshman):** Received the Outstanding Freshman Award at the team banquet ... Played in his first 12 career games, starting the first 10 and again vs. San José State in the regular season finale ... Ranked in a tie for third on the team with 63 tackles and led the team with two fumble recoveries for 15 yards ... The 63 tackles were the most by an Aztec freshman since Andrew Preston had 72 in 2007 ... Also had three tackles for loss, a sack and three PBU's ... Made his first career start in his first career appearance in the opener vs. Northern Arizona ... Came up with six tackles, including four solo stops ... The six tackles were tied for second on the team ... Had a game-high 10 tackles (seven solo) at North Carolina ... The seven solo stops also were a game high ... Made a career-high 11 stops (six solo) at Oregon State ... The 11 stops tied J.J. Whittaker for the most of either team ... Made five tackles (four solo) with his first career sack and tackle for loss in the MW opener vs. UNLV ... Had another good game in his fifth straight start at Fresno State, recording four tackles (two solo), a 3-yard TFL and his first career fumble recovery, which he returned 10 yards ... Logged another start at New Mexico, where he had three solo stops, a TFL and his first career pass breakup ... Came up with three tackles (two solo) in a start against Hawai'i ... Made five tackles (three solo) in an eighth consecutive start at Nevada ... Recorded six stops (three solo) and added a PBU in a start at Warrior vs. Idaho ... Registered six tackles (three solo) in a 10th straight start at Boise State ... Came off the bench for the first time vs. Air Force with the defense moving to four linebackers and dropping to four defensive backs against the Falcons' unusual offense ... Did not make a tackle, but came up with his team-leading second fumble recovery of the season, which he returned five yards ... The recovery led to an Aztec field goal ... Had four stops with a PBU against San José State in his 11th start of the year ... Suited up, but did not play for the first time of the season vs. Navy in the Poinsettia Bowl.

● **2013 (Redshirt):** Gained valuable practice experience in his redshirt season, working behind five senior safeties, including 2014 NFL Draft picks Nat Berhe and Eric Pinkins.

● **High School:** Local prospect from Mira Mesa High School ... Two-time first-team all-Eastern League selection and 2012 offensive MVP ... A two-year captain ... As a junior in 2011, had 109 tackles (82 solo) and four pass deflections as a defensive back, while scoring four times and passing for another four scores as a running back, wide receiver and quarterback ... A three-star recruit with a scout grade of 72 by ESPN ... A two-star recruit by both *Rivals.com* and *Scout.com* ... *247Sports.com* gave him an 85 and ranked him as the 78th-best safety in the country ... Hit .341 in 2012 for the Marauders with 22 runs, 16 RBIs and 10 stolen bases ... A two-time first-team all-league pick in baseball and team captain in 2012.

● **Personal:** Phillip Anthony Lomax III was born Dec. 5, 1994, in San Diego, Calif. ... Son of Phillip and Jamie Lomax ... Picked SDSU over Arizona State, Oregon State and Washington State, and also had interest from Cincinnati, Oregon, Tennessee, UCLA, USC and Washington ... Is majoring in criminal justice.

Lomax's Career Statistics

Season	GP	GS	UA	A	TT	TFL	Sk	Int.	PBU	FF	FR
2014	12	11	38	25	63	3.0	1.0	0	3	0	2
2015	5	2	6	3	9	1.0	0.0	0	0	0	1
2016	10	10	11	11	22	1.5	0.0	1	5	0	0
Career	27	23	55	39	94	5.5	1.0	1	8	0	3

Career Highs: Tackles: 11 at Oregon State (9/21/14); Tackles For Loss: 1.0, five times; Sacks: 1.0 vs. UNLV (9/27/14); Interceptions: 1 at Northern Illinois (9/17/16); Pass Breakups: 2 vs. Hawai'i (11/5/16); Fumble Recoveries: 1 at Colorado State (10/31/15), vs. Air Force (11/21/14), at Fresno State (10/3/14).

2016 Highs: Tackles: 4 at Nevada (11/12/16), vs. California (9/10/16); Tackles For Loss:

1.0 vs. San José State (10/21/16); Interceptions: 1 at Northern Illinois (9/17/16); Pass Breakups: 2 vs. Hawai'i (11/5/16).

Lomax's Career Game-by-Game

Date	Opponent	GP	GS	UA	A	TT	TFL	Sk.	Int.	PBU	FF	FR
A.30.14	Northern Arizona	1	1	4	2	6	0.0	0.0	0	0	0	0
S.6.14	at 21/23 No. Carolina	1	1	7	3	10	0.0	0.0	0	0	0	0
S.20.14	at Oregon State	1	1	6	5	11	0.0	0.0	0	0	0	0
S.27.14	UNLV*	1	1	4	1	5	1.0	1.0	0	0	0	0
0.3.14	at Fresno State*	1	1	2	2	4	1.0	0.0	0	0	0	1
0.10.14	at New Mexico*	1	1	3	0	3	1.0	0.0	0	1	0	0
0.18.14	Hawai'i**	1	1	2	1	3	0.0	0.0	0	0	0	0
N.1.14	at Nevada*	1	1	3	2	5	0.0	0.0	0	0	0	0
N.8.14	Idaho	1	1	3	3	6	0.0	0.0	0	1	0	0
N.15.14	at Boise State*	1	1	3	3	6	0.0	0.0	0	0	0	0
N.21.14	Air Force*	1	0	0	0	0	0.0	0.0	0	0	0	1
N.29.14	San José State*	1	1	1	3	4	0.0	0.0	0	1	0	0
D.23.14	Navy#	--- Did Not Play ---										
S.5.15	San Diego	1	1	2	1	3	1.0	0.0	0	0	0	0
S.12.15	at California	--- Did Not Play - Injured ---										
S.19.15	South Alabama	--- Did Not Play - Injured ---										
S.26.15	at Penn State	--- Did Not Play - Injured ---										
0.3.15	Fresno State*	--- Did Not Play - Injured ---										
0.10.15	at Hawai'i**	--- Did Not Play - Injured ---										
0.17.15	at San José State*	--- Did Not Play - Injured ---										
0.23.15	Utah State*	1	0	0	0	0	0.0	0.0	0	0	0	0
0.31.15	at Colorado State*	1	0	0	1	1	0.0	0.0	0	0	0	1
N.14.15	Wyoming*	--- Did Not Play ---										
N.21.15	at UNLV*	1	0	0	0	0	0.0	0.0	0	0	0	0
N.28.15	Nevada*	1	0	4	1	5	0.0	0.0	0	0	0	0
D.5.15	Air Force**	--- Did Not Play ---										
D.24.15	vs. Cincinnati%	--- Did Not Play ---										
S.3.16	New Hampshire	1	1	0	0	0	0.0	0.0	0	0	0	0
S.10.16	California	1	1	2	2	4	0.0	0.0	0	0	0	0
S.17.16	at Northern Illinois	1	1	2	0	2	0.0	0.0	1	0	0	0
0.1.16	at South Alabama	1	1	1	2	3	0.0	0.0	0	1	0	0
0.8.16	UNLV*	1	1	0	1	1	0.0	0.0	0	0	0	0
0.14.16	at Fresno State*	1	1	2	1	3	0.0	0.0	0	0	0	0
0.21.16	San José State*	1	1	1	0	1	1.0	0.0	0	1	0	0
0.28.16	at Utah State*	1	1	1	2	3	0.5	0.0	0	0	0	0
N.5.16	Hawai'i**	1	1	1	0	1	0.0	0.0	0	2	0	0
N.12.16	at Nevada*	1	1	1	3	4	0.0	0.0	0	1	0	0

*Bold indicates season high. * - Mountain West game. # - 2014 San Diego County Credit Union Poinsettia Bowl (Qualcomm Stadium; San Diego, Calif.). ** - 2015 Sports Authority Mountain West Championship (Qualcomm Stadium; San Diego, Calif.). % - 2015 Hawai'i Bowl (Aloha Stadium; Honolulu, Hawaii).*

#21 NA'IM MCGEE (NYE-eem)
Aztec • Senior • 6-0 • 200 • Oakland, Calif. • Diablo Valley College

● **At San Diego State:** A Diablo Valley College transfer who joined SDSU in January 2014 for the spring campaign ... Finished the spring drills as the starter at the Aztec spot in Rocky Long's 3-3-5 defense, replacing three-year starter and current New York Giant Nat Berhe, where he has remained ever since ... Has led the team in tackles seven times over his career (in just 31 games) ... Will miss the rest of the season, however, with an injury to his foot in the fifth game of the season against UNLV.

● **2016 (Senior):** Has been named a "SDSU Player to Watch" by *Lindy's Sports* ... Started the first five games on the season before injuring a foot missing the rest of the year ... Had 20 tackles (nine solo) with an interception and a fumble recovery ... **vs. New Hampshire (Sept. 3)** ... Started once again against New Hampshire, making two tackles and an interception ... The interception - the first of his career - led to a Rashaad Penny rushing touchdown, the final score of the game ... **vs. California (Sept. 10)** ... Started again vs. California, where he had seven tackles (five solo) and his first career fumble recovery ... The fumble recovery led to a Rashaad Penny touchdown catch from Christian Chapman, giving the Aztecs a 7-0 lead ...

at Northern Illinois (Sept. 17) ... Came up with three tackles at Northern Illinois before exiting the game in the second quarter with a stinger ... at South Alabama (Oct. 1) ... Registered eight tackles (two solo) at South Alabama ... The eight stops were tied with teammate Austin-Wyatt Thayer for the second most in the game of either team, only trailing teammate Calvin Munson's nine tackles ... vs. UNLV (Oct. 8) ... Started again vs. UNLV, but left early with a foot injury and will be sidelined for the rest of the season ... at Fresno State (Oct. 14) ... Did not travel to Fresno State because of the foot injury ... vs. San José State (Oct. 21) ... Was on the sideline in crutches for the game against San José State ... at Utah State (Oct. 28) ... Did not travel to Utah State ... vs. Hawai'i (Nov. 5) ... Also did not play vs. Hawai'i ... at Nevada (Nov. 12) ... Did not travel to Nevada.

- **2015 (Junior):** Had 81 tackles (45 solo) on the season in 13 starts and 14 games overall to go along with 4.5 tackles for loss, a sack and seven pass breakups ... The 81 tackles ranked second on the team, while the seven pass breakups tied for third ... Made the start in the opener vs. San Diego, recording six tackles (all solo) and adding a pass breakup ... The six solo stops tied teammate Jake Fely for the most in the game among either team ... Made seven tackles with a PBU in another start at California ... Set a career high with 11 tackles vs. South Alabama, including a 3-yard tackle for loss ... The 11 tackles tied Damontae Kazee and Malik Smith for the most in the game ... Came up with a solo stop in another start at Penn State ... Had a solo tackle in a start vs. Fresno State ... Recorded six tackles (five solo) with a PBU at Hawai'i ... Made five stops at San José State ... Led the team with 10 tackles (five solo) against Utah State ... The 10 stops tied for the most in the game from either team ... Registered seven stops with a career-high two pass breakups and a tackle for loss at Colorado State ... The seven tackles tied for the second most on the team ... Made five tackles (three solo) vs. Wyoming with a 4-yard sack (and tackle for loss) ... It was the first sack of his career ... Came up with two stops (one solo) and a pass breakup before he was ejected from the game early in the second half with a targeting penalty ... Made one tackle (and 0.5 TFL) in the second half against Nevada after having to miss the first half with a previous targeting penalty ... Came up with a team-high and game-high-tying 10 tackles, including a 3-yard tackle for loss ... Was named the game's defensive most valuable player ... Had nine tackles, including eight solo, in the Hawai'i Bowl game vs. Cincinnati ... The nine stops tied Kyle Kelley and Kameron Kelly for the most on the team.
- **2014 (Sophomore):** Played in his first 12 career Division I games, starting the first nine, the regular season finale vs. San José State and the Poinsettia Bowl vs. Navy, only missing the Boise State contest with an injury ... Had 63 tackles (41 solo) on the season with a tackle for loss for a total of four yards, two quarterback hurries and a pass breakup ... The 63 stops ranked in a tie for third on the team, while the 41 solos were fourth, despite missing one game ... Made five tackles, including three of the solo variety, in the opener vs. Northern Arizona ... It was his first collegiate start and game played at the Division I level ... Also added a 4-yard TFL ... Came up with seven tackles (five solo) at No. 21/23 North Carolina, which tied J.J. Whitaker for second on the team ... Made four tackles (three solo) in a third straight start at Oregon State ... Had three tackles (two solo) in another start vs. UNLV ... Made four stops (three solo) in his fifth consecutive start at Fresno State ... Had six stops (two solo) in another start at New Mexico ... The six tackles were tied for the third most on the team ... Had a team-high eight tackles (five solo) in a seventh straight start against Hawai'i ... Recorded six tackles (five solo) to tie for the team lead at Nevada ... Had a career-high nine tackles (four solo) against Idaho ... The nine tackles tied Josh Gavert for the team lead and ranked in a tie for second in the game ... Also added his second quarterback hurry of the year ... Missed his first career game at SDSU vs. Boise State after sustaining a stinger vs. Idaho ... Recorded three tackles (two solo) in his first game off the bench vs. Air Force ... Returned to the starting lineup vs. San José State, where he had three tackles (two solo) ... Started the Poinsettia Bowl vs. Navy, recording five tackles (all solo) and his first career PBU.
- **2013 (At Diablo Valley College):** A first-team all-conference selection in his lone season at Diablo Valley College ... Had 32 tackles (20 solos), four interceptions and a fumble recovery for a touchdown ... Was recruited by Brigham Young, Nevada, San José State and Wyoming out of DVC.
- **High School:** Twice earned All-America honors at Saint Mary's High, where he won three letters ... Was also named all-state and all-area ... Was an all-Tri-City Athletic League selection and Defensive Player of the Year ... Led the team in tackles in two consecutive seasons as a free safety at St. Mary's High ... Was inducted into the Stockton (Calif.) Athletic Hall of Fame ... Was a three-star recruit by *Rivals.com* and a two-star recruit by *247sports.com* ... Received a grade of 77 by *247sports* ... Also lettered in basketball in high school.
- **Personal:** Na'im McGee was born April 22, 1995, in Oakland, Calif. ... Son of Danita McGee ... Chose San Diego State over Nevada, San José State and Wyoming ... Is majoring in criminal justice.

McGee's Career Statistics

Season	GP	GS	UA	A	TT	TFL	Sk	Int.	PBU	FF	FR
2014	12	11	41	22	63	1.0	0.0	0	1	0	0
2015	14	13	45	36	81	4.5	1.0	0	7	0	0
2016	5	5	9	11	20	0.0	0.0	1	0	0	1
Career	31	29	95	69	164	5.5	1.0	1	8	0	1

Career Highs: Tackles: 11 vs. South Alabama (9/19/15); Tackles For Loss: 1.0, five times; Sacks: 1.0 vs. Wyoming (11/14/15); Interceptions: 1 vs. New Hampshire (9/3/16); Pass Breakups: 2 at Colorado State (10/31/15); Fumble Recoveries: 1 vs. California (9/10/16).

2016 Highs: Tackles: 8 at South Alabama (10/1/16); Interceptions: 1 vs. New Hampshire (9/3/16); Fumble Recoveries: 1 vs. California (9/10/16).

McGee's Career Game-by-Game

Date	Opponent	GP	GS	UA	A	TT	TFL	Sk.	Int.	PBU	FF	FR
A.30.14	Northern Arizona	1	1	3	2	6	1.0	0.0	0	0	0	0
S.6.14	at 21/23 No. Carolina	1	1	5	2	7	0.0	0.0	0	0	0	0
S.20.14	at Oregon State	1	1	3	1	4	0.0	0.0	0	0	0	0
S.27.14	UNLV*	1	1	2	1	3	0.0	0.0	0	0	0	0
O.3.14	at Fresno State*	1	1	3	1	4	0.0	0.0	0	0	0	0
O.10.14	at New Mexico*	1	1	2	4	6	0.0	0.0	0	0	0	0
O.18.14	Hawai'i*	1	1	5	3	8	0.0	0.0	0	0	0	0
N.1.14	at Nevada*	1	1	5	1	6	0.0	0.0	0	0	0	0
N.8.14	Idaho	1	1	4	5	9	0.0	0.0	0	0	0	0
N.15.14	at Boise State*	--- Did Not Play ---										
N.21.14	Air Force*	1	0	2	1	3	0.0	0.0	0	0	0	0
N.29.14	San José State*	1	1	2	1	3	0.0	0.0	0	0	0	0
D.23.14	Navy#	1	1	5	0	5	0.0	0.0	0	1	0	0
S.5.15	San Diego	1	1	6	0	6	0.0	0.0	0	1	0	0
S.12.15	at California	1	1	3	4	7	0.0	0.0	0	1	0	0
S.19.15	South Alabama	1	1	3	8	11	1.0	0.0	0	1	0	0
S.26.15	at Penn State	1	1	1	0	1	0.0	0.0	0	0	0	0
O.3.15	Fresno State*	1	1	1	0	1	0.0	0.0	0	0	0	0
O.10.15	at Hawai'i**	1	1	5	1	6	0.0	0.0	0	1	0	0
O.17.15	at San José State*	1	1	1	4	5	0.0	0.0	0	0	0	0
O.23.15	Utah State*	1	1	5	5	10	0.0	0.0	0	0	0	0
O.31.15	at Colorado State*	1	1	3	4	7	1.0	0.0	0	2	0	0
N.14.15	Wyoming*	1	1	3	2	5	1.0	1.0	0	0	0	0
N.21.15	at UNLV*	1	1	1	1	2	0.0	0.0	0	1	0	0
N.28.15	Nevada*	1	0	0	1	1	0.5	0.0	0	0	0	0
D.5.15	Air Force**	1	1	5	5	10	1.0	0.0	0	0	0	0
D.24.15	vs. Cincinnati%	1	1	8	1	9	0.0	0.0	0	0	0	0
S.3.16	New Hampshire	1	1	1	1	2	0.0	0.0	1	0	0	0
S.10.16	California	1	1	5	2	7	0.0	0.0	0	0	0	1
S.17.16	at Northern Illinois	1	1	1	2	3	0.0	0.0	0	0	0	0
O.1.16	at South Alabama	1	1	2	6	8	0.0	0.0	0	0	0	0
O.8.16	UNLV*	1	1	0	0	0	0.0	0.0	0	0	0	0
O.14.16	at Fresno State*	--- Did Not Play - Injured ---										
O.21.16	San José State*	--- Did Not Play - Injured ---										
O.28.16	at Utah State*	--- Did Not Play - Injured ---										
N.5.16	Hawai'i*	--- Did Not Play - Injured ---										
N.12.16	at Nevada*	--- Did Not Play - Injured ---										

*Bold indicates season high. * - Mountain West game. # - 2014 San Diego County Credit Union Poinsettia Bowl (Qualcomm Stadium; San Diego, Calif.). ** - 2015 Sports Authority Mountain West Championship (Qualcomm Stadium; San Diego, Calif.). % - 2015 Hawai'i Bowl (Aloha Stadium; Honolulu, Hawaii).*

#75 KWAYDE MILLER (KWAYD)

Offensive Tackle • Senior • 6-7 • 310 • Ramona, Calif. • Ramona HS

- **At San Diego State:** Big, tall lineman who took over the blindside spot at left tackle in 2015 after backing up two-time all-Mountain West pick and 2015 NFL fourth-round draftee Terry Poole ... Has played in 27 career games with 24 starts ... Is currently playing with a broken hand.
- **2016 (Senior):** Has been named a preseason third-team all-Mountain West selection by both

Phil Steele's 2016 College Football Preview and Athlon Sports ... Started the opener vs. New Hampshire for the 15th consecutive game ... Also started vs. California, and again at Northern Illinois, at South Alabama, vs. UNLV, at Fresno State, against San José State, at Utah State, against Hawai'i and at Nevada.

- **2015 (Junior):** Started all 14 games at left tackle ... Was one of three Aztecs to make their first start on the offensive line ... Started the opener vs. San Diego for the first time of his career, playing every snap at left tackle ... Also started at California, vs. South Alabama, at Penn State, vs. Fresno State, at Hawai'i, at San José State, against Utah State, at Colorado State, vs. Wyoming, at UNLV, against Nevada, vs. Air Force in the Mountain West Championship game and against Cincinnati in the Hawai'i Bowl.
- **2014 (Sophomore):** Played in three games during his sophomore campaign ... Made his first collegiate appearance in the opener vs. Northern Arizona ... Also played in conference games at Fresno State and vs. San José State.
- **2013 (Freshman):** Did not play during his freshman season.
- **2012 (Redshirt):** Redshirted his first season with the Aztecs.
- **High School:** Former tight end who switched to offensive lineman during his junior year ... Named to the 2011 *Cal-Hi Sports* all-state football team ... Three-star offensive lineman by *Rivals.com* and *Scout.com* and *ESPN.com* ... Ranked No. 70 among the 2012 ESPN top California recruits list ... Earned a Scouts, Inc. grade of 77.
- **Personal:** Born Dec. 11, 1993, in Ramona, Calif. ... Son of Karl and Kristie Miller ... Also played basketball and was on the track & field team at Ramona High ... Had offers from Wisconsin, Oregon, Oregon State, Washington State, UNLV and Colorado State ... Majoring in social science.

Miller's Career Statistics

Season	GP	GS
2014	3	0
2015	14	14
2016	10	10
Career	27	24

Miller's Career Game-by-Game

Date	Opponent	GP	GS/POS
A.30.14	Northern Arizona	1	
S.6.14	at 21/23 No. Carolina		--- DNP ---
S.20.14	at Oregon State		--- DNP ---
S.27.14	UNLV*		--- DNP ---
O.3.14	at Fresno State*	1	
O.10.14	at New Mexico*		--- DNP ---
O.18.14	Hawai'i*		--- DNP ---
N.1.14	at Nevada*		--- DNP ---
N.8.14	Idaho		--- DNP ---
N.15.14	at Boise State*		--- DNP ---
N.21.14	at Air Force*		--- DNP ---
N.29.14	San José State*	1	
D.21.14	Navy#		--- DNP ---
S.5.15	San Diego	1	LT
S.12.15	at California	1	LT
S.19.15	South Alabama	1	LT
S.26.15	at Penn State	1	LT
O.3.15	Fresno State*	1	LT
O.10.15	at Hawai'i*	1	LT
O.17.15	at San José State*	1	LT
O.23.15	Utah State*	1	LT
O.31.15	at Colorado State*	1	LT
N.14.15	Wyoming*	1	LT
N.21.15	at UNLV*	1	LT
N.28.15	Nevada*	1	LT
D.5.15	Air Force``	1	LT
D.24.15	vs. Cincinnati%	1	LT
S.3.16	New Hampshire	1	LT
S.10.16	California	1	LT
S.17.16	at Northern Illinois	1	LT
O.1.16	at South Alabama	1	LT

O.8.16	UNLV*	1	LT
O.14.16	at Fresno State*	1	LT
O.21.16	San José State*	1	LT
O.28.16	at Utah State*	1	LT
N.5.16	Hawai'i*	1	LT
N.12.16	at Nevada*	1	LT

* - Mountain West game. ^ - 2014 San Diego County Credit Union Poinsettia Bowl (Qualcomm Stadium; San Diego, Calif.). `` - 2015 Sports Authority Mountain West Championship (Qualcomm Stadium; San Diego, Calif.). % - 2015 Hawai'i Bowl (Aloha Stadium; Honolulu, Hawaii).

#22 KALAN MONTGOMERY

(KAY-len)

Cornerback • Junior • 6-1 • 185 • Compton, Calif. • Dominguez High

- **At San Diego State:** Big cornerback who has gradually seen more playing time as his career as worn on ... Is listed as the backup to Damontae Kazee at right cornerback.
- **2016 (Junior):** Has played in all 10 games this season with two starts ... Has 19 tackles (14 solo) with two pass breakups ... vs. **New Hampshire (Sept. 3)** ... Made one solo tackle in a reserve role against New Hampshire in the opener ... vs. **California (Sept. 10)** ... Had an assisted stop against California ... at **Northern Illinois (Sept. 17)** ... Did not record a stat at Northern Illinois ... at **South Alabama (Oct. 1)** ... Also logged statless time at South Alabama ... vs. **UNLV (Oct. 8)** ... Had the final tackle of the game against UNLV ... at **Fresno State (Oct. 14)** ... Registered an assisted stop at Fresno State ... vs. **San José State (Oct. 21)** ... Had a big game in his first career start against San José State, making a career and team-high seven tackles (six solo) and adding a career-best two pass breakups ... at **Utah State (Oct. 28)** ... Came up with five stops (three solo), tied for the second most on the team, in a second straight start at Utah State ... vs. **Hawai'i (Nov. 5)** ... Registered two solo stops in late action against Hawai'i, nursing a sore leg ... at **Nevada (Nov. 12)** ... Had a solo tackle in time off the bench at Nevada.
- **2015 (Sophomore):** Played in the team's only 14 games in a reserve role ... Had nine tackles (six solo) and a pass breakup ... Came up with two tackles (both solo) vs. San Diego in the 2015 opener ... The two stops tied a career high ... Logged statless time at California ... Came up with his first career pass breakup against South Alabama ... Logged snaps in the backfield and on special teams at Penn State and Fresno State, but did not record a stat ... Came up with two unassisted stops in a reserve role at Hawai'i ... Did not make the stat sheet off the bench at San José State, against Utah State, at Colorado State and vs. Wyoming ... Had a solo stop at UNLV ... Registered two tackles (both solo) vs. Nevada ... Played statless time against Air Force in the MW Championship game ... Had a pair of tackles (one solo) vs. Cincinnati in the Hawai'i Bowl.
- **2014 (Freshman):** Played in all 13 games off the bench during his freshman season, mostly on special teams ... Recorded four tackles, including three solo stops ... Saw his first collegiate action in the opener vs. Northern Arizona without recording a stat ... Also played statless time at No. 21/23 North Carolina, at Oregon State, vs. UNLV, at Fresno State, at New Mexico, vs. Hawai'i, at Nevada, vs. Idaho and at Boise State ... Recorded his first two tackles (and solo stops) vs. Air Force ... Had a solo tackle vs. San José State ... Finished with a solo stop vs. Navy in the Poinsettia Bowl.
- **2013 (Redshirt):** Redshirted as a true freshman, where he was named SDSU's Special Teams Scout Player of the Year.
- **High School:** A defensive back, who played his prep ball at Dominguez High School with fellow Aztec Malik Smith ... As a senior was named a first-team all-CIF pick, first-team all-league, first-team Press-Telegram and first-team all-Long Beach Dream Team ... Helped the Dons capture two league championships ... Three-star recruit by *Rivals.com*, *Scout.com* and *ESPN* ... *Scout.com* ranked him as No. 89 in the country among cornerbacks, while *ESPN* had him 96th ... *247Sports.com* ranked him at No. 80 ... Also an all-league performer in track & field.
- **Personal:** Kalan Emani Montgomery was born April 11, 1995, in Carson, Calif. ... Son of Charlean Ward ... Received offers from Arizona, Hawai'i and Nevada, and drew interest from Colorado, Oregon State, UCLA and Washington State, among others ... Is majoring in social science.

Montgomery's Career Statistics

Season	GP	GS	UA	A	TT	TFL	Sk	Int.	PBU	FF	FR
2014	13	0	3	1	4	0.0	0.0	0	0	0	0
2015	14	0	6	3	9	0.0	0.0	0	1	0	0
2016	10	2	14	5	19	0.0	0.0	0	2	0	0
Career	37	2	23	9	32	0.0	0.0	0	3	0	0

Career/2016 Highs: Tackles: 7 vs. San José State (10/21/16); Pass Breakups: 2 vs. San José State (10/21/16).

Montgomery's Career Game-by-Game

Date	Opponent	GP	GS	UA	A	TT	TFL	Sk.	Int.	PBU	FF	FR
A.30.14	Northern Arizona	1	0	0	0	0	0.0	0.0	0	0	0	0
S.6.14	at 21/23 No. Carolina	1	0	0	0	0	0.0	0.0	0	0	0	0
S.20.14	at Oregon State	1	0	0	0	0	0.0	0.0	0	0	0	0
S.27.14	UNLV*	1	0	0	0	0	0.0	0.0	0	0	0	0
O.3.14	at Fresno State*	1	0	0	0	0	0.0	0.0	0	0	0	0
O.10.14	at New Mexico*	1	0	0	0	0	0.0	0.0	0	0	0	0
O.18.14	Hawai'i*	1	0	0	0	0	0.0	0.0	0	0	0	0
N.1.14	at Nevada*	1	0	0	0	0	0.0	0.0	0	0	0	0
N.8.14	Idaho	1	0	0	0	0	0.0	0.0	0	0	0	0
N.15.14	at Boise State*	1	0	0	0	0	0.0	0.0	0	0	0	0
N.21.14	Air Force*	1	0	2	0	2	0.0	0.0	0	0	0	0
N.29.14	San José State*	1	0	0	1	1	0.0	0.0	0	0	0	0
D.23.14	Navy#	1	0	1	0	1	0.0	0.0	0	0	0	0
S.5.15	San Diego	1	0	2	0	2	0.0	0.0	0	0	0	0
S.12.15	at California	1	0	0	0	0	0.0	0.0	0	0	0	0
S.19.15	South Alabama	1	0	0	0	0	0.0	0.0	0	1	0	0
S.26.15	at Penn State	1	0	0	0	0	0.0	0.0	0	0	0	0
O.3.15	Fresno State*	1	0	0	0	0	0.0	0.0	0	0	0	0
O.10.15	at Hawai'i	1	0	0	2	2	0.0	0.0	0	0	0	0
O.17.15	at San José State*	1	0	0	0	0	0.0	0.0	0	0	0	0
O.23.15	Utah State*	1	0	0	0	0	0.0	0.0	0	0	0	0
O.31.15	at Colorado State*	1	0	0	0	0	0.0	0.0	0	0	0	0
N.14.15	Wyoming*	1	0	0	0	0	0.0	0.0	0	0	0	0
N.21.15	at UNLV*	1	0	1	0	1	0.0	0.0	0	0	0	0
N.28.15	Nevada*	1	0	2	0	2	0.0	0.0	0	0	0	0
D.5.15	Air Force**	1	0	0	0	0	0.0	0.0	0	0	0	0
D.24.15	vs. Cincinnati%	1	0	1	1	2	0.0	0.0	0	0	0	0
S.3.16	New Hampshire	1	0	1	0	1	0.0	0.0	0	0	0	0
S.10.16	California	1	0	0	1	1	0.0	0.0	0	0	0	0
S.17.16	at Northern Illinois	1	0	0	0	0	0.0	0.0	0	0	0	0
O.1.16	at South Alabama	1	0	0	0	0	0.0	0.0	0	0	0	0
O.8.16	UNLV*	1	0	1	0	1	0.0	0.0	0	0	0	0
O.14.16	at Fresno State*	1	0	0	1	1	0.0	0.0	0	0	0	0
O.21.16	San José State*	1	1	5	2	7	0.0	0.0	0	2	0	0
O.28.16	at Utah State*	1	1	3	2	5	0.0	0.0	0	0	0	0
N.5.16	Hawai'i*	1	0	2	0	2	0.0	0.0	0	0	0	0
N.12.16	at Nevada*	1	0	1	0	1	0.0	0.0	0	0	0	0

*Bold indicates season high. * - Mountain West game. # - 2014 San Diego County Credit Union Poinsettia Bowl (Qualcomm Stadium; San Diego, Calif.). ** - 2015 Sports Authority Mountain West Championship (Qualcomm Stadium; San Diego, Calif.). % - 2015 Hawai'i Bowl (Aloha Stadium; Honolulu, Hawaii).*

#54 CALVIN MUNSON**Linebacker • Senior • 6-1 • 240 • St. Charles, Mo. • Francis Howell HS**

• **At San Diego State:** A defensive player-of-the-year candidate, who is one of the top defensive players on the West Coast ... Is a big, strong tackler ... Seems to always be in the right position to make the big play ... Worked his way up from special teams to seeing time at middle linebacker as a true freshman in 2013 ... Started all 37 games at outside linebacker since 2014 ... Was drafted with the 935th overall pick in the 31st round of the 2013 MLB Draft by the St. Louis Cardinals ... Also pitched for the Mountain West Championship Aztec baseball team in 2015 ... Has led the Aztecs in tackles 15 times over his career, including six of the 10 games this year ... Has six interceptions for his career, including three for a touchdown ... The three

interceptions returned for a touchdown are tied with Ricky Parker (1993-96) for the most in program history and tied for the third most in FBS history among linebackers ... Is also fifth all-time at SDSU with 232 interception yards ... Has eight career games with at least 10 tackles, including three times this year.

- **2016 (Senior):** Has racked up numerous preseason accolades, including being named to the Bronko Nagurski Trophy Watch List (national defensive player of the year), Bednarik Award Watch List (collegiate defensive player of the year), the Burkus Award Watch List (top linebacker) and the Lott IMPACT Trophy Watch List (integrity, maturity, performance, academics, community and tenacity) ... Has been selected as a quarterfinalist already for the Lott IMPACT Trophy ... Also has been named the Mountain West Defensive Player of the Year by *ESPN College Football 2016* ... Is a first-team all-league selection by the MW media, *Phil Steele's 2016 College Football Preview*, *ESPN College Football 2016*, *Sporting News*, *Lindy's Sports*, *Athlon Sports* and *USA Today's Paul Myerberg* ... Lindy's deemed him the "No. 7 on MW's Top-10 NFL Talent," the "MW's Best Pass Rusher" and a "SDSU Player to Watch" ... The Orlando Sentinel called him a "Top 25 MW Player to Watch," while Campus Insiders labeled him as the "No. 2 (ranked player) on Five Big-Time Players in MW who Deserve a Bigger Spotlight" ... Was deemed the "16th-Best Draft-Eligible Inside Linebacker" by Phil Steele and a "Top 25 MW Player to Watch" by *Orlando Sentinel's* Matt Murschel ... *Pro Football Focus* called him the fifth-best linebacker prospect for the NFL Draft ... Has a team-high 81 tackles (41 solo), 36 more than the next player on the team ... Also has 12 quarterback hurries, to go along with 7.5 tackles for loss, 2.5 sacks and three pass breakups ... Ranks 10th in the MW (72nd nationally) in tackles per game (8.10) ... Leads SDSU with 61 tackles on rushing plays ... **vs. New Hampshire (Sept. 3)** ... Had a game-high 11 tackles (seven solo) and two tackles for loss in the opener against New Hampshire ... **vs. California (Sept. 10)** ... Had a career-high 14 tackles (nine solo) to go with 1.5 tackles for loss and an 8-yard sack in a start vs. California ... Also tied teammate Alex Barrett with three quarterback hurries for the most in the game ... Was named the Lott IMPACT Player of the Week for his efforts ... **at Northern Illinois (Sept. 17)** ... Had nine tackles (five solo) and a game-high four quarterback hurries at Northern Illinois ... The nine stops ranked second on the team ... **at South Alabama (Oct. 1)** ... Had a game-high nine tackles, leading the team for the 12th time of his career (third time this season) ... Also had a 6-yard sack (and TFL) ... **vs. UNLV (Oct. 8)** ... Had five tackles (four solo) against UNLV, tied for the team lead ... Also had a tackle for loss, a pass breakup and a quarterback hurry ... **at Fresno State (Oct. 14)** ... Finished with 10 tackles at Fresno State, the 13th time of his career that he has led the team in tackles ... It was also his eighth career game with double-digit tackles (third time this year) ... **vs. San José State (Oct. 21)** ... Had three solo tackles, two pass breakups and a QBH against San José State ... **at Utah State (Oct. 28)** ... Registered five stops in a start at Utah State, including 0.5 sacks and a tackle for loss, while adding a quarterback hurry ... **vs. Hawai'i (Nov. 5)** ... Had a team-high eight tackles against Hawai'i, the sixth time this year he has led the team in tackles and 15th time of his career ... **at Nevada (Nov. 12)** ... Recorded seven stops (four solo) with a 5-yard tackle for loss at Nevada ... Also had a quarterback hurry.
- **2015 (Junior):** Was named a first-team all-Mountain West selection by the league's coaches and media, the first Aztec linebacker to make the first team since Miles Burris in 2010 and 2011, and just the second since 2005 ... Shared the team's defensive player-of-the-year award with Damontae Kazee ... Was named a third-team All-American by *Phil Steele's Magazine* and was on the magazine's all-MW first team ... Was named a preseason second-team all-Mountain West pick by Phil Steele and *Athlon Sports* ... Also was chosen as the league's preseason defensive player of the year by David Fox of *Athlon Sports* ... Deemed a "SDSU Player to Watch" by *Lindy's Sports* ... Had a team-high 98 tackles on the season in 14 starts, along with team bests in tackles for loss (15.0), sacks (9.5) and fumble recoveries (2, tied) ... Also had two interceptions (both for touchdowns), two pass breakups, two forced fumbles and seven quarterback hurries ... His 98 tackles only trailed Nat Berhe (99 in 2013) for the most in the Rocky Long defensive coordinator era (since 2009) ... Tied for the most interceptions returned for a touchdown in Aztec single-season history (Leon McFadden - 2012, Tory Nixon - 1984) ... Ranked second in the MW in sacks per game (0.68 (36th in FBS)) and sixth in the league in tackle for loss per game (1.07) ... Led SDSU with 68 tackles on rushing plays ... Had a career outing vs. San Diego in the opener, recording 10 tackles, 1.5 tackles for loss, two interceptions returned for a touchdown, a fumble recovery and a quarterback hurry ... For his efforts, was named the Walter Camp FBS Defensive Player of the Week (the first by an Aztec in the award's history), the Lott IMPACT Player of the Week (also the first by an Aztec) and the MW Defensive Player of the Week ... The two interceptions returned for a touchdown - 19 and 67 yards - tied an NCAA single-game record for a linebacker, tied for the second most in a game among all players in NCAA history and were the most in a game in San Diego State history ... Since 1996, only 24 other players in FBS play have returned two interceptions for a touchdown in a game ...

Became the seventh linebacker in FBS history with two interceptions returned for a touchdown in the same game ... The two interceptions were only eclipsed by teammate Damontae Kazee and West Virginia's Karl Joseph in FBS play (both had three) in the first week, while the 86 interception yards ranked second ... Also led the team in tackles for the fourth time of his career and recovered his first-ever fumble ... Came up with six tackles (one solo), 2.0 tackles for loss and 1.5 sacks in another start at California ... Recorded five tackles against South Alabama ... Made five tackles, including 1.5 tackles for loss, a 6-yard sack and a quarterback hurry at Penn State ... Had two stops with 0.5 TFL against Fresno State ... Matched his career high with 12 tackles at Hawai'i ... Also added 1.5 sacks (and 1.5 tackles for loss) and his first two career pass breakups ... Eight of his tackles and the 1.5 sacks came in the first half ... Had another huge game at San José State with a team-high 10 tackles (seven solo), three sacks four tackles for loss and a forced fumble ... The three sacks were the most by an Aztec since Heath Farwell had three vs. Nevada on Sept. 25, 2004 and tied for the 15th most in a game in FBS ... The four tackles for a loss were the most by an Aztec since Miles Burris had four against Colorado State on Nov. 6, 2010 and tied for the 24th most in an FBS game ... Reached double-digits in tackles for the second straight game, third time of the season and fifth time of his career ... Led SDSU in tackles for the sixth time of his career ... The forced fumble was the first of the season and third of his career ... Registered six tackles (four solo) with a fumble recovery against Utah State ... Finished with four stops at Colorado State ... Had a game-high seven tackles against Wyoming ... Had a game-high eight tackles in a start at UNLV to go along with 1.5 sacks (and 1.5 TFL), a forced fumble and two quarterback hurries ... Registered eight tackles (five solo) with 0.5 sacks (and tackles for loss) vs. Nevada ... The eight stops tied Malik Smith for the most on the team ... Finished with eight tackles (five solo) and 0.5 tackles for loss vs. Air Force in the Mountain West Championship ... Registered six tackles (four solo), including a half sack (and TFL) for three yards, and a quarterback hurry against Cincinnati in the Hawai'i Bowl.

- 2014 (Sophomore):** Was named a honorable-mention all-MW performer by the league's media and coaches ... Also was chosen as the team's Defensive Player of the Year ... Was named to the Mountain West midseason second team by Phil Steele ... Started and played in all 13 games as a true sophomore ... Had 83 tackles (54 solo), including 10.5 tackles for loss, four interceptions for 146 yards, four sacks, two forced fumbles and two quarterback hurries ... Had an interception long of 64 yards, which was the 33rd longest in FBS on the season ... Ranked fifth in the MW and tied for 45th in the nation with 0.31 interceptions per game ... His 146 interception return yards were the seventh most in the country ... Led the team in interceptions (4), tackles for loss (10.5), sacks (4) and interceptions (4), and tied for first in forced fumbles (2) and solo tackles (54) ... Numbers over the first three games: 13 tackles, 1.5 TFL, 0.0 sacks, 1 INT, 0 FF. Numbers over the final 10 games (eight of them MW contests): 70 tackles, 9.0 TFL, 4.0 sacks, 3 INT, 2 FF ... Made his first career start in the opener vs. Northern Arizona, where he had two tackles, 0.5 TFL and a 64-yard interception ... The 64-yard interception return, which was the longest in Division I for the first week of play, got SDSU to the 1-yard line, where Donnel Pumphrey punched it in from a yard out ... Both the interception and the 0.5 TFL were the first of his career ... Had five stops (three solo) and a career-high 1.0 tackles for loss at No. 21/23 North Carolina ... Came up with six tackles (one solo) at Oregon State ... Had five tackles (four solo), his first career sack and a 26-yard interception against UNLV ... Had a career game at Fresno State, making a career-high 12 tackles (seven solo), a career-best 3.0 tackles for loss, a sack and his first career forced fumble ... The 12 tackles were the most by an Aztec this season and was the first time he led the team in tackles over his career ... His previous best was six heading into the game ... Started for a sixth straight game at New Mexico, making eight tackles (five solo) with 1.0 tackles for loss ... The eight tackles ranked second on the team and were the fourth most in the game ... Came up with seven tackles (five solo) in another start against Hawai'i along with a tackle for loss ... The seven stops ranked second on the team ... Made his eighth straight start at Nevada and had two solo tackles ... Had a five-tackle game vs. Idaho in another start and added his first two quarterback hurries ... Had another solid outing at Boise State, making nine tackles (six solo) and his team-leading third interception of the year ... The nine tackles ranked second on the team and tied for third in the game ... Was named the MW Defensive Player of the Week on Nov. 24 for his play vs. Air Force, making 10 tackles (nine solo), to go along with a forced fumble, an interception for a touchdown and a tackle for loss ... The 56-yard interception return for a touchdown sealed the victory for the Aztecs as the team's final score with 2:44 left in the fourth quarter ... It was his fourth pick of the season and second forced fumble of the year ... He led the team in tackles for the second time of his career ... Had a team-high seven tackles against San José State, along with two sacks (and TFL) for 22 yards ... Started once again vs. Navy in the Poinsettia Bowl, recording five tackles, including three of the solo variety.

- 2013 (Freshman):** Played in 11 games as a true freshman, registering four tackles (three

solo) ... Saw time on special teams and as a middle linebacker ... Did not play in the opener vs. Eastern Illinois ... Was on the travel roster to No. 3/2 Ohio State, but did not play ... Saw his first career action on special teams vs. Oregon State ... Logged playing time vs. New Mexico State without recording a stat ... Played again vs. Nevada, but did not find the stat sheet ... Saw time at Air Force without making a stat ... Played vs. No. 15/18 Fresno State without finding the stat sheet ... Played again against New Mexico with more time at middle linebacker, but did not record a stat ... Saw time again at special teams and MLB at San José State without making a stat ... Had his first three career tackles (two solo) at Hawai'i ... Played again vs. Boise State, but did not make a stat ... Saw time in the regular season finale at UNLV without finding the stat sheet ... Made one solo tackle in a reserve role vs. Buffalo in the Famous Idaho Potato Bowl.

- High School:** A linebacker, who was named the GAC South defensive player of the year after making an eye-popping 193 tackles, nine sacks and three interceptions as a senior in 2012 ... The 193 tackles were the most in the greater St. Louis area ... Named a first-team all-state selection as a senior and earned second-team honors as a junior ... As a senior, was chosen as the defensive state player of the year by both the coaches and media ... Was a two-time first-team all-league selection ... Also saw some time as a wildcat-formation quarterback, where he rushed for 150 yards and four scores ... Helped lead Francis Howell to a 12-2 record as a team captain in 2012, where it was Missouri Class 6 runner-ups ... The Vikings also were 9-4 in 2011, advancing to the Class 6 semifinals for the first time, and 10-2 in 2010... Is a two-star recruit by both *Rivals.com* and *Scout.com* ... Also was ranked as the 98th-best middle linebacker by *Scout.com* ... A three-star athlete who also played basketball and baseball and can throw in the low 90s as a right-handed pitcher ... As a senior, led Francis Howell to a Missouri Class 5 state title and a 33-5 record, going 9-0 on the mound with a 0.64 ERA and 74 strikeouts and hitting .434 with nine home runs and 46 RBIs ... As a junior, went 4-4 with a 1.34 ERA, while striking out 56 in 57 2/3 innings ... Was drafted with the 935th overall pick in the 31st round of the MLB Draft by the St. Louis Cardinals in June ... A team captain in both football and baseball.

- Personal:** Calvin Christopher Munson was born Dec. 27, 1994, in Beaverton, Ore. ... Son of Kurt and Kristen Munson ... Father, Kurt, was a defensive lineman at Oregon State ... Was also recruited by Ohio and Toledo, and received more scholarship offers from Missouri State, Murray State, Tennessee-Martin and Southern Illinois ... Received more interest from Arizona State, California, Illinois, Iowa and Missouri ... Also considered Wyoming, Hawai'i and Fresno State ... Is majoring in health communication.

Munson's Career Statistics

Season	GP	GS	UA	A	TT	TFL	Sk	Int.	PBU	FF	FR
2013	11	0	3	1	4	0.0	0.0	0	0	0	0
2014	13	13	54	29	83	10.5	4.0	4	0	2	0
2015	14	14	45	53	98	15.0	9.5	2	2	2	2
2016	10	10	41	40	81	7.5	2.5	0	3	0	0
Career	48	37	143	123	266	33.0	16.0	6	5	4	2

Career Highs: Tackles: 14 vs. California (9/10/16); Tackles For Loss: 4.0 at San José State (10/17/15); Sacks: 3.0 at San José State (10/17/15); Interceptions: 2 vs. San Diego (9/5/15); Pass Breakups: 2 vs. San José State (10/21/16), at Hawai'i (10/10/15); Forced Fumbles: 1, four times; Fumble Recoveries: 1 vs. Utah State (10/23/15), vs. San Diego (9/5/15); Defensive Touchdowns: 2 vs. San Diego (9/5/15).

2016 Highs: Tackles: 14 vs. California (9/20/16); Tackles For Loss: 2.0 vs. New Hampshire (9/3/16); Sacks: 1.0 at South Alabama (10/1/16), vs. California (9/20/16); Pass Breakups: 2 vs. San José State (10/21/16).

Munson's Career Game-by-Game

Date	Opponent	GP	GS	UA	A	TT	TFL	Sk.	Int.	PBU	FF	FR
A.31.13	Eastern Illinois											
S.7.13	at 3/2 Ohio State											
S.21.13	Oregon State	1	0	0	0	0	0.0	0.0	0	0	0	0
S.28.13	at New Mexico State	1	0	0	0	0	0.0	0.0	0	0	0	0
O.4.13	Nevada*	1	0	0	0	0	0.0	0.0	0	0	0	0
O.10.13	at Air Force*	1	0	0	0	0	0.0	0.0	0	0	0	0
O.26.13	15/18 Fresno State*	1	0	0	0	0	0.0	0.0	0	0	0	0
N.2.13	New Mexico*	1	0	0	0	0	0.0	0.0	0	0	0	0
N.9.13	at San José State*	1	0	0	0	0	0.0	0.0	0	0	0	0
N.16.13	at Hawai'i*	1	0	2	1	3	0.0	0.0	0	0	0	0
N.23.13	Boise State*	1	0	0	0	0	0.0	0.0	0	0	0	0

N.30.13	at UNLV*	1	0	0	0	0	0.0	0.0	0	0	0	0
D.21.13	vs. Buffalo&	1	0	1	0	1	0.0	0.0	0	0	0	0
A.30.14	Northern Arizona	1	1	1	1	2	0.5	0.0	1	0	0	0
S.6.14	at 21/23 No. Carolina	1	1	3	2	5	1.0	0.0	0	0	0	0
S.20.14	at Oregon State	1	1	1	5	6	0.0	0.0	0	0	0	0
S.27.14	UNLV*	1	1	4	1	5	1.0	1.0	1	0	0	0
O.3.14	at Fresno State*	1	1	7	5	12	3.0	1.0	0	0	1	0
O.10.14	at New Mexico*	1	1	5	3	8	1.0	0.0	0	0	0	0
O.18.14	Hawai'i*	1	1	5	2	7	1.0	0.0	0	0	0	0
N.1.14	at Nevada*	1	1	2	0	2	0.0	0.0	0	0	0	0
N.8.14	Idaho	1	1	2	3	5	0.0	0.0	0	0	0	0
N.15.14	at Boise State*	1	1	6	3	9	0.0	0.0	1	0	0	0
N.21.14	Air Force*	1	1	9	1	10	1.0	0.0	1	0	1	0
N.29.14	San José State*	1	1	6	1	7	2.0	2.0	0	0	0	0
D.23.14	Navy#	1	1	3	2	5	0.0	0.0	0	0	0	0
S.5.15	San Diego	1	1	2	8	10	1.5	0.0	2	0	0	1
S.12.15	at California	1	1	1	5	6	2.0	1.5	0	0	0	0
S.19.15	South Alabama	1	1	2	3	5	0.0	0.0	0	0	0	0
S.26.15	at Penn State	1	1	2	3	5	1.5	1.0	0	0	0	0
O.3.15	Fresno State*	1	1	0	2	2	0.5	0.0	0	0	0	0
O.10.15	at Hawai'i*	1	1	6	6	12	1.5	1.5	0	2	0	0
O.17.15	at San José State*	1	1	7	3	10	4.0	3.0	0	0	1	0
O.23.15	Utah State*	1	1	4	2	6	0.0	0.0	0	0	0	1
O.31.15	at Colorado State*	1	1	1	3	4	0.0	0.0	0	0	0	0
N.14.15	Wyoming*	1	1	2	5	7	0.0	0.0	0	0	0	0
N.21.15	at UNLV*	1	1	3	5	8	1.5	1.5	0	0	1	0
N.28.15	Nevada*	1	1	5	3	8	0.5	0.5	0	0	0	0
D.5.15	Air Force`	1	1	5	3	8	0.5	0.0	0	0	0	0
D.24.15	vs. Cincinnati%	1	1	4	2	6	0.5	0.5	0	0	0	0
S.3.16	New Hampshire	1	1	7	4	11	2.0	0.0	0	0	0	0
S.10.16	California	1	1	9	5	14	1.5	1.0	0	0	0	0
S.17.16	at Northern Illinois	1	1	5	4	9	0.0	0.0	0	0	0	0
O.1.16	at South Alabama	1	1	2	7	9	1.0	1.0	0	0	0	0
O.8.16	UNLV*	1	1	4	1	5	1.0	0.0	0	1	0	0
O.14.16	at Fresno State*	1	1	4	6	10	0.0	0.0	0	0	0	0
O.21.16	San José State*	1	1	3	0	3	0.0	0.0	0	2	0	0
O.28.16	at Utah State*	1	1	1	4	5	1.0	0.5	0	0	0	0
N.5.16	Hawai'i*	1	1	2	6	8	0.0	0.0	0	0	0	0
N.12.16	at Nevada*	1	1	4	3	7	1.0	0.0	0	0	0	0

*Bold indicates season high. * - Mountain West game. & - 2013 Famous Idaho Potato Bowl (Bronco Stadium; Boise, Idaho). # - 2014 San Diego County Credit Union Poinsettia Bowl (Qualcomm Stadium; San Diego, Calif.). ` - 2015 Sports Authority Mountain West Championship (Qualcomm Stadium; San Diego, Calif.). % - 2015 Hawai'i Bowl (Aloha Stadium; Honolulu, Hawaii).*

#20 RASHAAD PENNY

Running Back/Kick Returner • Junior • 5-11 • 220 • Norwalk, Calif. • Norwalk HS

- **At San Diego State:** Speedy back, who has turned into one of the top kick returners in the country ... Is expected to log more carries this season ... Is second on a loaded depth chart at running back heading into the Wyoming game behind Heisman candidate Donnel Pumphrey ... Among active career kick returners in FBS, is ranked third in kick return average (30.6, min. 24 att.) and in a tie for fourth in kick return touchdowns (4) ... His four career kick return touchdowns are the most in program history ... Three of his four kick return touchdowns have gone for 100 yards (has only happened three other times in school history) ... Also ranks second all-time at SDSU in kick return yards (1,559) and fifth in kick returns (51).
- **2016 (Junior):** Is on the Paul Hornung Award Watch List, which goes out to the most versatile player ... Also is a preseason second-team All-American as a kick returner by both CBS Sports and Athlon Sports ... Was chosen as the preseason Mountain West Special Teams Player of the Year by the league's media ... Also is a first-team all-Mountain West selection by the MW media, Phil Steele's 2016 College Football Preview, ESPN College Football 2016, Athlon Sports and Lindy's Sports ... Also deemed a "SDSU Player to Watch" by Lindy's Sports ... Has rushed 101 times for 784 yards (7.8 avg.) with nine touchdowns on the season, while adding 11 catches for 201 yards (18.3 avg.) and another three scores ... Also has returned seven kicks for 255 yards (36.4 avg.), including a 100-yard touchdown ... Is one of 38 players in the country with

a kick return touchdown ... Is one of only five players in FBS this year with at least nine rushing touchdowns and three receiving touchdowns and he's the only one with nine rushing, three receiving and a kick return score ... Had a touchdown in nine straight games, registering 11 total touchdowns over that span (six rushing, three receiving and two kick return), until he failed to score at Fresno State ... Has 17 touchdowns (12 rushing, three receiving and two kick return) over the last 14 games ... Leads the nation in kick return average (36.4, min. 7 KR) ... Is also ranked fourth (second in MW) in the country in rushing yards per carry (7.76), fifth (first in MW) in kick return touchdowns (1), 23rd (fourth in MW) in total touchdowns (13), 44th (eighth in MW) in rushing touchdowns (9), 49th (sixth in MW) in all-purpose yards per game (124.00), 63rd (eighth in MW) in points per game (7.80) and 65th (seventh in MW) in rushing yards per game (78.40) ... Only eight running backs have more receiving touchdowns than Rashaad Penny's three this year ... His numbers over the last two games: 18 att., 316 yds. (17.6 avg.), 3 TD - and over the last four games: 32 att., 437 yds. (13.7 avg.), 6 TD ... **vs. New Hampshire (Sept. 3)** ... Carried nine times off the bench for 33 yards (3.7 avg.) with a 1-yard touchdown in the opener vs. New Hampshire ... **vs. California (Sept. 10)** ... Was named the MW Special Teams Player of the Week on Sept. 12 for his play against California ... Scored SDSU's first two touchdowns in the first quarter on a 25-yard pass from Christian Chapman and a 100-yard kick return ... The kick return touchdown was the fourth of his career, which passed Colin Lockett (2010-13) for the most in school history ... It was also the third 100-yard kick return of his career and sixth in program history ... Added eight rushes for 28 yards (3.5 avg.) ... **at Northern Illinois (Sept. 17)** ... Rushed 14 times for 65 yards, while adding two catches for 37 yards, including a 27-yard touchdown reception at Northern Illinois ... **at South Alabama (Oct. 1)** ... Rushed nine times for 62 yards and a touchdown at South Alabama ... Also returned three kicks for 58 yards (19.3 avg.) with a long of 26 yards ... **vs. UNLV (Oct. 8)** ... Had another big game against UNLV, rushing 14 times for a 110 yards and a touchdown, and adding two catches for 50 yards and a touchdown ... The rushing yards, rushing touchdown, receptions, receiving yards and receiving TD were all personal bests ... Recorded his first career 100-yard rushing game (75th player in school history) ... Scored a touchdown for the ninth straight game and has 11 touchdowns over that span, including six rushing, three receiving and two kick return ... **at Fresno State (Oct. 14)** ... Rushed 15 times for 49 yards (3.3 avg.) at Fresno State and added a 5-yard catch ... Also returned two kicks for 41 yards (20.5 avg.) with a long of 25 yards ... Had his streak of consecutive games with a touchdown snapped at nine ... **vs. San José State (Oct. 21)** ... Rushed nine times for 105 yards (11.7 avg.) and a career-high three touchdowns, while adding two catches (tied career high) for a career-best 64 yards against San José State ... It was his second career 100-yard game and second in three contests ... Highlighting the 105-yard game was a career-long 73-yarder ... **at Utah State (Oct. 28)** ... Rushed five times for 16 yards (3.2 avg.) and caught a pass for no gain in limited action at Utah State ... Had a 56-yard kick return, but slightly injured his ankle on the play and saw little action the rest of the way ... The 56-yard return, however, moved him past Monty Gilbreath (1,505) into second place on the school's all-time list ... **vs. Hawai'i (Nov. 5)** ... Rushed eight times for 108 yards and a touchdown against Hawai'i ... Logged his third career 100-yard rushing game ... His 73-yard touchdown tied a career-long rush ... **at Nevada (Nov. 12)** ... Rushed 10 times for a career-high 208 yards and two touchdowns at Nevada ... Became the 20th player in school history with a 200-yard rushing game ... The 20.8 rushing average was the highest by an FBS running back since at least 1996 (min. 10 attempts) ... Logged his fourth career 100-yard rushing game, all of which have happened over the last six games ... Now has nine rushing touchdowns this season (13 for his career) and 13 overall touchdowns on the year (21 for his career) ... Has 17 touchdowns (12 rushing, three receiving, two kick return) over the last 14 games.

- **2015 (Sophomore):** Was named the Mountain West Special Teams Player of the Year by the league's head coaches and media, and a first-team all-league pick as a kick returner ... Was the first Aztec to be named a league special teams player of the year in program history ... Also was named a fourth-team All-American by Phil Steele Magazine ... Was chosen as the Most Valuable Special Teams Player at the season-ending team banquet ... Was named a fourth-team preseason all-Mountain West selection as a kick returner by both Phil Steele and Athlon Sports ... Ranked third on the team with 1,292 all-purpose yards in 14 games (92.3 avg.) ... Was most impressive in the kick return game, where he returned 24 kicks for 804 yards (33.5 avg.) with three touchdowns (97, 100 and 100 yards) ... Was second in FBS in kick return average (33.5) and tied for second in kick return touchdowns (3) ... His three kick return touchdowns set a school single-season record ... His 804 kick return yards were the second most in Aztec single-season history (Monty Gilbreath, 880 in 1987) ... Also rushed 61 times for 368 yards (6.0 avg.) and four touchdowns, and had eight catches for 120 yards (15.0 avg.) and another score ... Added five tackles on special teams ... His three tackles on punt returns tied for second on the team ... Had a fantastic season debut vs. San Diego, taking the opening

kickoff of the second half 97 yards for a touchdown ... It was the first kick return touchdown by an Aztec since Lockett on Nov. 3, 2012 at Boise State ... Was one of nine players in FBS with at least one kick return for a touchdown over the first week of play ... The 97-yard kick return was the fifth longest in FBS play during the opening week and tied for the eighth longest in SDSU history ... Also led the team with 39 receiving yards on two catches (19.5 avg.) and added a 6-yard carry ... Had another solid outing at California, leading the Aztecs once again with 130 all-purpose yards ... Returned three kickoffs for 93 yards (31.0 avg.), rushed five times for 34 yards (6.8 avg.) and caught one pass for three yards ... Returned two kicks for 34 yards (17.0 avg.), including a long of 25 against South Alabama ... Did not attempt a rush or catch a pass in the game ... Had a career game at Penn State, being named the MW Special Teams Player of the Week ... Returned two kicks for a career-high 137 yards (68.5 avg.), including a 100-yard touchdown (fourth 100-yard kick return touchdown in Aztec history) that tied the game at 7-7 in the first quarter ... It was just the fifth kick return for a San Diego State player in a road game since 1996 and first since Nov. 3, 2012 with Lockett's 100-yarder at Boise State ... Also added a 55-yard rush, the longest of his career and first 50-plus yard run against the Nittany Lions since Nov. 23, 2013, and two solo tackles on special teams ... Finished the game with a career-best 192 all-purpose yards on just three touches (64.0 avg.) ... Had another good game vs. Fresno State, making two catches for a team-high 48 yards, including a 33-yard touchdown, adding a 17-yard rush and returning a kick back 18 yards ... The receiving touchdown was the first of his career ... Also set career highs in receiving yards (48), receptions (2, tied) and long reception (33) ... Returned two kicks for 34 yards at Hawai'i ... Also added a special teams tackle ... Had a 33-yard kick return at San José State, and rushed five times for 11 yards (2.2 avg.) ... Had a good game vs. Utah State, rushing a career-high 10 times for 38 yards and his first career touchdown ... Also returned a kick 22 yards ... Earned the start for the first time of his career at Colorado State ... Finished with 135 all-purpose yards (second most in the game) with 81 yards on three kick returns (27.0 avg.) and a long of 41 yards, and 54 rushing yards on nine attempts (6.0 avg.) ... Had a 6-yard rush against Wyoming in a second straight start ... Also returned two kicks for 50 yards (25.0 avg.) with a long of 28 yards ... Rushed for a career-high 81 yards and a touchdown on a career-best 18 attempts (4.5 avg.) off the bench at UNLV ... Also added a 2-yard reception ... Rushed six times for 21 yards and a touchdown in his third career start vs. Nevada ... Also caught two passes for 28 yards (14.0 avg.) and returned a kick for 18 yards ... The 18-yard return appeared to be returned 90 yards for a touchdown but a holding penalty kept it at just as a 18-yard return ... Had another good game in a start against Air Force with a 28-yard rushing touchdown and 87 kick returns yards on four returns (21.8 avg.) ... It was his fourth rushing touchdown this season (and of his career) ... Started out the Hawai'i Bowl with a 100-yard kick return for a touchdown against Cincinnati ... The kickoff return for a touchdown was his school-record third of the season and third of his career (tied with Colin Lockett for first all-time at SDSU) ... He became the first player to take an opening kickoff back for a touchdown in a bowl since Boise State's Doug Martin in the 2011 Las Vegas Bowl ... It was his eighth overall touchdown of the season (and career) (also four rushing and one receiving) ... Also carried three times for 17 yards (5.7 avg.).

- **2014 (True Freshman):** Played in all 13 games as the team's main kick returner ... Returned 20 kicks for 500 yards (25.0 avg.) with a long of 57 yards ... The 25.0 average ranked second in the Mountain West and 29th in the nation ... Also had two rushes for 22 yards, including a long of 21 yards ... Was one of three true freshmen to see action in the opener vs. Northern Arizona ... Did not record a stat as both kickoffs were poached ... Returned his first career kickoff at No. 21/23 North Carolina, taking it back 11 yards ... Had a 19-yard kick return at Oregon State ... Had a 15-yard kick return in the MW opener vs. UNLV ... Had the best kick return game of his career at Fresno State, returning a career-high three kicks for a career-best 67 yards (career-high 22.3 avg.) ... Included in the three returns was a career long of 33 yards ... Was back to return kicks once again at New Mexico, but did not have the chance to return any ... Started as the team's kick returner vs. Hawai'i, but did not return any kicks ... Had arguably his best outing of the year at Nevada, when he returned a career-high four kicks for a career-best 110 yards, including a career-long 45-yarder ... Also had his first career carry for 21 yards ... Finished with a game-high 131 all-purpose yards ... Returned one kickoff for 41 yards against Idaho ... Returned three kicks for 69 yards (23.0 avg.) at Boise State with a long of 36 yards ... Also carried once for a 1-yard gain ... Returned two kickoffs for 49 yards (24.5 avg.) against Air Force with a long of 28 yards ... Had a 12-yard kick return vs. San José State ... Had a solid outing vs. Navy in the Poinsettia Bowl, returning three kicks for 107 yards (35.7 avg.) ... Began the game with a 33-yard return, then added a career-long 57-yarder on his next return ... Later returned a kickoff 17 yards in the fourth quarter.

- **High School:** A three-time letterwinner at Norwalk High School in Norwalk, Calif. ... Rushed for 2,504 yards and 41 touchdowns on 216 carries as a senior ... Also caught 21 passes for

665 yards and 10 touchdowns ... Racked up 3,416 all-purpose yards ... Rushed for 1,872 yards and 30 touchdowns as a junior and 747 yards and nine scores as a sophomore ... Over his career, amassed 5,124 rushing yards on 496 carries (10.33 avg.) ... Scored 103 touchdowns, including 80 on the ground ... Made 68 tackles on defense as a senior and 90 overall ... Was named the Suburban League MVP as a senior, while earning first-team all-Suburban League honors his final three years ... Named first-team all-state ... Received three stars from *Rivals.com*, *Scout.com*, *ESPN.com* and *247sports.com* ... Scout ranked him as the 42nd-best running back in the 2014 class, while 247sports had him 63rd ... Earned a grade of 84 by 247sports and a scout grade of 73 by ESPN.

- **Personal:** Rashaad Armein Penny was born Feb. 2, 1996, in Norwalk, Calif. ... Son of Robert and Desiree Taplin ... Picked SDSU over offers from Boise State, Colorado State, Fresno State, Nevada, San José State and Utah State ... Also drew interest from Alabama, Notre Dame, Oregon, Tennessee, UCLA, Utah and Washington, among others ... Is majoring in journalism.

Penny's Career Statistics

Season	Rushing							Receiving					
	GP	GS	Att.	Yds.	TD	Lg.	Avg.	100+	No.	Yds.	Avg.	TD	Lg.
2014	13	0	2	22	0	21	11.0	0	0	0	0.0	0	0
2015	14	4	61	368	4	55	6.0	0	8	120	15.0	1	33
2016	10	0	101	784	9	73	7.8	4	11	201	18.3	3	41
Career	37	4	164	1,174	13	73	7.2	4	19	321	16.9	4	41

Kick Returns

Season	GP	GS	No.	Yds.	Avg.	Long	TD	All-Purpose	
								Total Yds.	Gm.
2014	13	13	20	500	25.0	57	0	522	40.2
2015	14	14	24	804	33.5	100	3	1,292	92.3
2016	10	10	7	255	36.4	100	1	1,240	124.0
Career	37	37	51	1,559	30.6	100	4	3,054	82.5

Career Highs: Carries: 18 at UNLV (11/21/15); Rushing Yards: 208 at Nevada (11/12/16); Rushing Touchdowns: 3 vs. San José State (10/21/16); Long Rush: 73 vs. Hawai'i (11/5/16), vs. San José State (10/21/16); Receptions: 2, seven times; Receiving Yards: 64 vs. San José State (10/21/16); Receiving Touchdowns: 1, four times; Long Reception: 41 vs. UNLV (10/8/16); Kick Returns: 4 vs. Air Force (12/5/15), at Nevada (11/1/14); Long Kick Return: 100 vs. California (9/10/16), 100 vs. Cincinnati (12/24/15), at Penn State (9/26/15); Kick Return Yards: 137 at Penn State (9/26/15); Kick Return Touchdowns: 1, four times; Tackles: 2 at Penn State (9/26/15).

2016 Highs: Carries: 15 at Fresno State (10/14/16); Rushing Yards: 208 at Nevada (11/12/16); Rushing Touchdowns: 3 vs. San José State (10/21/16); Long Rush: 73 vs. Hawai'i (11/5/16), vs. San José State (10/21/16); Receptions: 2, four times; Receiving Yards: 64 vs. San José State (10/21/16); Receiving Touchdowns: 1 vs. UNLV (10/8/16), at Northern Illinois (9/17/16), vs. California (9/10/16); Long Reception: 41 vs. UNLV (10/8/16); Kick Returns: 3 at South Alabama (10/1/16); Long Kick Return: 100 vs. California (9/10/16); Kick Return Yards: 100 vs. California (9/10/16); Kick Return Touchdowns: 1 vs. California (9/10/16).

Penny's Career Game-by-Game

Rushing												
Date	Opponent	GP	GS	No.	Yds.	Avg.	Lg.	TD	TD	Lengths		
N.1.14	at Nevada*	1	0	1	21	21.00	21	0				
N.15.14	at Boise State*	1	0	1	1	1.00	1	0				
S.5.15	San Diego	1	0	1	6	6.00	6	0				
S.12.15	at California	1	0	5	34	6.80	13	0				
S.19.15	South Alabama	1	0	0	0	0.00	0	0				
S.26.15	at Penn State	1	0	1	55	55.00	55	0				
O.3.15	Fresno State*	1	0	1	17	17.00	17	0				
O.10.15	at Hawai'i**	1	0	0	0	0.00	0	0				
O.17.15	at San José State	1	0	5	11	2.20	4	0				
O.23.15	Utah State*	1	0	10	38	3.80	12	1				7
O.31.15	at Colorado State*	1	1	9	54	6.00	19	0				
N.14.15	Wyoming*	1	1	1	6	6.00	6	0				
N.21.15	at UNLV*	1	0	18	81	4.50	13	1				3
N.28.15	Nevada*	1	1	6	21	3.50	14	1				14
D.5.15	Air Force`	1	1	1	28	28.00	28	1				28
D.24.15	vs. Cincinnati%	1	0	3	17	5.67	11	0				
S.3.16	New Hampshire	1	0	9	33	3.67	7	1				1
S.10.16	California	1	0	8	28	3.50	12	0				

S.17.16	at Northern Illinois	1	0	14	65	4.64	27	0		
O.1.16	at South Alabama	1	0	9	62	6.89	15	1	15	
O.8.16	UNLV*	1	0	14	110	7.86	22	1	4	
O.14.16	at Fresno State*	1	0	15	49	3.27	12	0		
O.21.16	San José State*	1	0	9	105	11.67	73	3	3, 4, 73	
O.28.16	at Utah State*	1	0	5	16	3.20	8	0		
N.5.16	Hawai'i*	1	0	8	108	13.50	73	1	73	
N.12.16	at Nevada*	1	0	10	208	20.80	72	2	40, 72	

Receiving

Date	Opponent	GP	GS	No.	Yds.	Avg.	Lg.	TD	TD Lengths
S.5.15	San Diego	1	0	2	39	19.5	32	0	
S.12.15	at California	1	0	1	3	3.0	3	0	
S.19.15	South Alabama	1	0	0	0	0.0	0	0	
S.26.15	at Penn State	1	0	0	0	0.0	0	0	
O.3.15	Fresno State*	1	0	2	48	24.0	33	1	33
O.10.15	at Hawai'i*	1	0	0	0	0.0	0	0	
O.17.15	at San José State*	1	0	0	0	0.0	0	0	
O.23.15	Utah State*	1	0	0	0	0.0	0	0	
O.31.15	at Colorado State*	1	1	0	0	0.0	0	0	
N.14.15	Wyoming*	1	1	0	0	0.0	0	0	
N.21.15	at UNLV*	1	0	1	2	2.0	2	0	
N.28.15	Nevada*	1	1	2	28	14.0	27	0	
D.5.15	Air Force``	1	1	0	0	0.0	0	0	
D.24.15	vs. Cincinnati%	1	0	0	0	0.0	0	0	
S.3.16	New Hampshire	1	0	0	0	0.0	0	0	
S.10.16	California	1	0	1	25	25.0	25	1	25
S.17.16	at Northern Illinois	1	0	2	37	18.5	27	1	27
O.1.16	at South Alabama	1	0	0	0	0.0	0	0	
O.8.16	UNLV*	1	0	2	50	25.0	41	1	41
O.14.16	at Fresno State*	1	0	1	5	5.0	5	0	
O.21.16	San José State*	1	0	2	64	32.0	35	0	
O.28.16	at Utah State*	1	0	1	0	0.0	0	0	
N.5.16	Hawai'i*	1	0	0	0	0.0	0	0	
N.12.16	at Nevada*	1	0	2	20	10.0	16	0	

Kick Returns

Date	Opponent	GP	GS	No.	Yds.	Avg.	Lg.	TD	TD Lengths
A.30.14	Northern Arizona	1	*	0	0	0.0	0	0	
S.6.14	at 21/23 No. Carolina	1	*	1	11	11.0	11	0	
S.20.14	at Oregon State	1	*	1	19	19.0	19	0	
S.27.14	UNLV*	1	*	1	15	15.0	15	0	
O.3.14	at Fresno State*	1	*	3	67	22.3	33	0	
O.10.14	at New Mexico*	1	*	0	0	0.0	0	0	
O.18.14	Hawai'i*	1	*	0	0	0.0	0	0	
N.1.14	at Nevada*	1	*	4	110	27.5	45	0	
N.8.14	Idaho	1	*	1	41	41.0	41	0	
N.15.14	at Boise State*	1	*	3	69	23.0	36	0	
N.21.14	Air Force*	1	*	2	49	24.5	28	0	
N.29.14	San Jose State*	1	*	1	12	12.0	12	0	
D.23.14	Navy#	1	*	3	107	35.7	57	0	
S.5.15	San Diego	1	*	1	97	97.0	97	1	97
S.12.15	at California	1	*	3	93	31.0	38	0	
S.19.15	South Alabama	1	*	2	34	17.0	25	0	
S.26.15	at Penn State	1	*	2	137	68.5	100	1	100
O.3.15	Fresno State*	1	*	1	18	18.0	17	0	
O.10.15	at Hawai'i*	1	*	2	34	17.0	22	0	
O.17.15	at San José State*	1	*	1	33	33.0	33	0	
O.23.15	Utah State*	1	*	1	22	22.0	22	0	
O.31.15	at Colorado State*	1	*	3	81	27.0	41	0	
N.14.15	Wyoming*	1	*	2	50	25.0	0	0	
N.21.15	at UNLV*	1	*	0	0	0.0	0	0	
N.28.15	Nevada*	1	*	1	18	18.0	18	0	
D.5.15	Air Force``	1	*	4	87	21.8	28	0	
D.24.15	vs. Cincinnati%	1	*	1	100	100.0	100	1	100
S.3.16	New Hampshire	1	*	0	0	0.0	0	0	

S.10.16	California	1	*	1	100	100.0	100	1	100
S.17.16	at Northern Illinois	1	*	0	0	0.0	0	0	
O.1.16	at South Alabama	1	*	3	58	19.3	26	0	
O.8.16	UNLV*	1	*	0	0	0.0	0	0	
O.14.16	at Fresno State*	1	*	2	41	20.5	25	0	
O.21.16	San José State*	1	*	0	0	0.0	0	0	
O.28.16	at Utah State*	1	*	1	56	56.0	56	0	
N.5.16	Hawai'i*	1	*	0	0	0.0	0	0	
N.12.16	at Nevada*	1	*	0	0	0.0	0	0	

*Bold indicates season high. * - Mountain West game. # - 2014 San Diego County Credit Union Poinsettia Bowl (Qualcomm Stadium; San Diego, Calif.). `` - 2015 Sports Authority Mountain West Championship (Qualcomm Stadium; San Diego, Calif.). % - 2015 Hawai'i Bowl (Aloha Stadium; Honolulu, Hawaii). GS - * in this category the player was on the field the first time San Diego State was in the kick return formation.*

#65 SERGIO PHILLIPS

Defensive Line • Junior • 6-2 • 295 • DeSoto, Texas • De Soto HS

- **At San Diego State:** Originally signed with the 2013 class, but didn't join SDSU until the spring of 2014 ... Was recruited as an offensive lineman, but moved to the defensive line in the spring of 2014 ... Worked up from No. 4 on the depth chart at defensive tackle heading into the fall to the backup to Christian Heyward for the Poinsettia Bowl vs. Navy, but moved back to offensive line during the spring of 2015 ... Moved back to the defensive side of the ball for the final two games of 2015 due to an injury to Heyward ... Is coming off an excellent spring and is now the co-starter at defensive tackle with Noble Hall heading into the Wyoming game this weekend, although Hall has started all 10 games so far.
- **2016 (Junior):** Has played in the team's 10 games off the bench, logging 24 tackles (14 solo), 2.5 tackles for loss, two sacks, a forced fumble and two quarterback hurries ... **vs. New Hampshire (Sept. 3)** ... Came off the bench against New Hampshire in the 2016 opener and made a solo stop with a quarterback hurry ... **vs. California (Sept. 10)** ... Had an assisted tackle off the bench vs. California ... **at Northern Illinois (Sept. 17)** ... Did not find the stat sheet in a reserve role at Northern Illinois ... **at South Alabama (Oct. 1)** ... Had a career-high five tackles at South Alabama off the bench (his previous high was two) ... **vs. UNLV (Oct. 8)** ... Registered two stops (one solo) against UNLV ... **at Fresno State (Oct. 14)** ... Came up with two tackles (one solo) off the bench at Fresno State ... **vs. San José State (Oct. 21)** ... Had two tackles (one solo), including 0.5 TFL off the pine vs. San José State ... **at Utah State (Oct. 28)** ... Recorded four tackles (two solo) in a reserve role at Utah State ... **vs. Hawai'i (Nov. 5)** ... Had another good game with four tackles (all solo), a 3-yard sack and a forced fumble off the pine against Hawai'i ... The forced fumble was the first of his career ... **at Nevada (Nov. 12)** ... Made three tackles (two solo) with an 8-yard sack (and tackle for loss) and a quarterback hurry at Nevada.
- **2015 (Sophomore):** Played in eight games with the first six appearances coming on the offensive line and the final two on the defensive line ... Did not record a stat on the season ... Logged offensive line time off the bench at Penn State, vs. Utah State, at Colorado State, against Wyoming, at UNLV and vs. Nevada ... Was the only defensive substitution in the Mountain West Championship game vs. Air Force ... Also logged defensive line time against Cincinnati in the Hawai'i Bowl.
- **2014 (Freshman):** Played in seven games off the bench, registering five tackles, including a sack and two tackles for loss ... Made his collegiate debut in the opener vs. Northern Arizona without finding the stat sheet ... Did not play in each of the next four games - at No. 21/23 North Carolina, at Oregon State, vs. UNLV and at Fresno State ... Made his first career tackle at New Mexico in a reserve role, which ended up being a 4-yard loss ... Did not see action vs. Hawai'i or at Nevada ... Recorded a career-high two stops vs. Idaho, both assisted tackles ... Had one tackle at Boise State ... Logged statless time in home games vs. Air Force and San José State ... Came off the bench vs. Navy in the Poinsettia Bowl, recording a solo tackle, which was a 4-yard sack (and TFL).
- **High School:** Named a first-team Class 5A all-state pick by the Associated Press and a second-team selection by *The OldCoach.com* ... Named to the all-state first team as a senior ... A first-team District 7-5A all-district honoree in back-to-back years in 2011 and 2012 ... Graded out at 96 percent with 94 pancake blocks and no sacks allowed as a senior ... The Eagles went 14-1 and 7-0 in league play in 2012 after going 10-2 and 5-1 in 2011 ... A three-star recruit by Scout.com, ESPN and 247Sports.com, and two-star pick by Rivals.com ... Ranked as the 24th-best incoming center by Scout ... 247Sports had him at No. 59 in the country among offensive guards and 205th of all players in the state of Texas ... Also got an 83 rating by

247Sports ... Received a scout grade of 72 by ESPN and a national ranking of 95th among offensive guards ... Competed on the basketball team and in track & field (shot put).

- **Personal:** Sergio R. Phillips was born Sept. 2, 1994, in Dallas, Texas ... Son of Paula Glenn ... Picked SDSU over Nevada, where he had an official visit, and Memphis, New Mexico and New Mexico State ... Was also looked at in the recruiting process by Baylor, Boise State, California, Kansas State, LSU, Missouri, North Texas, Oklahoma, Oklahoma State, Oregon State, Stanford, TCU, Texas A&M, Texas Tech and West Virginia ... Majoring in criminal justice.

Phillips' Career Statistics

Season	GP	GS	UA	A	TT	TFL	Sk	Int.	PBU	FF	FR
2014	7	0	2	3	5	2.0	1.0	0	0	0	0
2015	8	0	0	0	0	0.0	0.0	0	0	0	0
2016	10	0	14	10	24	2.5	2.0	0	0	1	0
Career	25	0	16	13	31	5.5	3.0	0	0	1	0

Career Highs: Tackles: 5 at South Alabama (10/1/16); Tackles For Loss: 1.0, four times; Sacks: 1.0 at Nevada (11/12/16), vs. Hawai'i (11/5/16), vs. Navy (12/23/14); Forced Fumbles: 1 vs. Hawai'i (11/5/16).

2016 Highs: Tackles: 5 at South Alabama (10/1/16); Tackles For Loss: 1.0 at Nevada (11/12/16), vs. Hawai'i (11/5/16); Sacks: 1.0 at Nevada (11/12/16), vs. Hawai'i (11/5/16); Forced Fumbles: 1 vs. Hawai'i (11/5/16).

Phillips' Career Game-by-Game

Date	Opponent	GP	GS	UA	A	TT	TFL	Sk.	Int.	PBU	FF	FR
A.30.14	Northern Arizona	1	0	0	0	0	0.0	0.0	0	0	0	0
S.6.14	at 21/23 No. Carolina	---	---	---	---	---	---	---	---	---	---	---
S.20.14	at Oregon State	---	---	---	---	---	---	---	---	---	---	---
S.27.14	UNLV*	---	---	---	---	---	---	---	---	---	---	---
O.3.14	at Fresno State*	---	---	---	---	---	---	---	---	---	---	---
O.10.14	at New Mexico*	1	0	1	0	1	1.0	0.0	0	0	0	0
O.18.14	Hawai'i*	---	---	---	---	---	---	---	---	---	---	---
N.1.14	at Nevada*	---	---	---	---	---	---	---	---	---	---	---
N.8.14	Idaho	1	0	0	2	2	0.0	0.0	0	0	0	0
N.15.14	at Boise State*	1	0	0	1	1	0.0	0.0	0	0	0	0
N.21.14	Air Force*	1	0	0	0	0	0.0	0.0	0	0	0	0
N.29.14	San José State*	1	0	0	0	0	0.0	0.0	0	0	0	0
D.23.14	vs. Navy#	1	0	1	0	1	1.0	1.0	0	0	0	0
S.3.16	New Hampshire	1	0	1	0	1	0.0	0.0	0	0	0	0
S.10.16	California	1	0	0	1	1	0.0	0.0	0	0	0	0
S.17.16	at Northern Illinois	1	0	0	0	0	0.0	0.0	0	0	0	0
O.1.16	at South Alabama	1	0	2	3	5	0.0	0.0	0	0	0	0
O.8.16	UNLV*	1	0	1	1	2	0.0	0.0	0	0	0	0
O.14.16	at Fresno State*	1	0	1	1	2	0.0	0.0	0	0	0	0
O.21.16	San José State*	1	0	1	1	2	0.5	0.0	0	0	0	0
O.28.16	at Utah State*	1	0	2	2	4	0.0	0.0	0	0	0	0
N.5.16	Hawai'i*	1	0	4	0	4	1.0	1.0	0	0	1	0
N.12.16	at Nevada*	1	0	2	1	3	1.0	1.0	0	0	0	0

*Bold indicates season high. * - Mountain West game. # - 2014 San Diego County Credit Union Poinsettia Bowl (Qualcomm Stadium; San Diego, Calif.). -- - 2015 Sports Authority Mountain West Championship (Qualcomm Stadium; San Diego, Calif.). % - 2015 Hawai'i Bowl (Aloha Stadium; Honolulu, Hawaii).*

#19 DONNEL PUMPHREY

Running Back • Senior • 5-9 • 180 • Las Vegas, Nev. • Canyon Springs HS

- **At San Diego State:** A Heisman, All-America and Mountain West Player-of-the-Year candidate ... Shifty, speedy back who is one of the top athletes on the entire West Coast ... Can go outside and inside, and is a dangerous threat to break free for the long run ... Has great hands ... Is not afraid of contact ... Can also return punts and kicks if needed ... Saw plenty of playing time in the backfield as a true freshman in 2013, and has been the starter in each of the last 37 games ... **Is ranked fourth all-time in NCAA history in rushing yards (6,051)** ... Is also tied for ninth in rushing touchdowns (59), 11th in overall touchdowns (64) and 12th in all-purpose yards (7,075) ... Holds numerous SDSU school records, passing Marshall Faulk this year in rushing yards (6,051), all-purpose yards (7,075), 100-yard rushing games (31), overall touchdowns (64), rushing touchdowns (59), overall points (384) and rushing attempts (980)

... Also is tied with Faulk in 200-yard rushing games (6) and second in 150-yard rushing games (14) ... Is the all-time MW leader in rushing yards, all-purpose yards, rushing touchdowns, overall touchdowns and 100-yard games ... Has 16 career games with multiple rushing touchdowns and 18 overall with multiple scores ... Among active FBS players, Pumphrey leads the country in rushing yards, all-purpose yards, rushing touchdowns and overall touchdowns ... Joins Marshall Faulk with the most 1,000-yard seasons (three) in school history ... SDSU is 28-8 over his career when he scores at least one rushing touchdown and 26-5 when he reaches 100 rushing yards ... Has gone 280 rushing attempts and 303 touches since he last lost a fumble (third quarter against Wyoming on Nov. 14, 2015) ... Has played in 50 consecutive games, tied for the longest streak on the team (Daniel Brunskill and Nico Siragusa).

- **2016 (Senior):** Has already racked up numerous preseason accolades, including being named to the Walter Camp Watch List (collegiate player of the year), Maxwell Award Watch List (collegiate player of the year), the Doak Award Watch List (top running back) and the CFPA National Performer of the Year Trophy Award Watch List ... Has also been named the Mountain West Offensive Player of the Year by the league's media, *ESPN College Football 2016* and *Lindy's Sports* ... **Was recently named a Maxwell Award semifinalist, as well as a mid-season All-American by USA Today, Sports Illustrated, ESPN, Sporting News, CBS Sports and Fox Sports** ... Also has been named a first-team all-MW pick by the MW media, *Phil Steele's 2016 College Football Preview*, *ESPN College Football 2016*, *Sporting News*, *Lindy's Sports*, *Athlon Sports* and *USA Today's Paul Myerberg* ... Myerberg also named him a "Heisman Trophy Candidate" as well as a "Doak Award Candidate" ... Has also picked up many superlatives, including the "Sixth-Best Fantasy Football Running Back," the "Eighth-Best Running Back in FBS," "No. 2 on the MW's Top-10 NFL Talent" and a "SDSU Player to Watch" by *Lindy's Sports* ... *CBS Sports* called him the "Ninth-Most Irreplaceable College Football Player in 2016" ... Was deemed the "No. 13 on College Football's Pre-Spring Top-75 RB List" and a "Group of 5 Player to Know" by *Athlon Sports* ... Other accolades include the "MW's Top NFL Prospect" by *Sporting News*, "No. 1 on Five-Best MW Pro Prospects" and "SDSU's Best Offensive Player" by *Campus Insiders*, and a "Top-25 MW Player to Watch" by the *Orlando Sentinel* ... Also has been named the "12th-Best Draft-Eligible Running Back" by Phil Steele ... **As of Nov. 14, is third in the Heisman Trophy race by Paul Myerberg (USA Today) and Chip Patterson (CBS Sports), fourth by Stewart Mandel (Fox Sports) and Tom Fornelli (CBS Sports), fifth by Jerry Palm (CBS Sports) and CBS Sports Consensus, and sixth by ESPN Consensus** ... Has rushed 270 times for 1,779 yards (6.6 avg.) and 14 touchdowns on the season, while adding 20 catches for 145 yards (7.2 avg.) ... Leads the nation in rushing yards (1,779), and is second in rushing yards per game (177.9), third in all-purpose yards per game (193.0), tied for sixth in rushing touchdowns (14) and tied for 14th in overall touchdowns (14), despite not playing in three of the last four fourth quarters ... Is averaging more rushing yards per game (177.9) than 64 other teams in FBS play and would rank in a tie for 64th as a "team" ... His 1,779 yards already rank third in SDSU single-season history ... Has four games this year with at least 220 yards, including 281 vs. California (seventh nationally), 223 at Utah State (24th nationally) and 220 at Northern Illinois and at Fresno State (29th nationally). Only two others players have more than one game with 220 yards ... Over his nine-game streak with at least 100 yards, he has compiled 1,681 yards (186.8 RYPG) and 13 touchdowns on 249 attempts (6.8 avg.) ... Against Cal and NIU, Pumphrey became the first back in the nation to rush for more than 500 yards in a two-game period since Oklahoma's Samaje Perine did it in 2014 ... His rush averages by quarter this year - 1st - 5.7, 2nd - 6.4, 3rd - 6.7 and 4th - 8.5- and by half - 1st - 6.0 and 2nd - 7.3 ... **vs. New Hampshire (Sept. 3)** ... Rushed 21 times for 98 yards (4.7 avg.), while adding four catches for 41 yards, in the opener vs. New Hampshire ... Moved from 74th in NCAA history to 64th, passing the likes of Bo Jackson (4,303), finishing the game at 4,370 career rushing yards ... **vs. California (Sept. 10)** ... Had a career game vs. California en route to being named the MW Offensive Player of the Week for the fifth time of his career and the Maxwell Award Player of the Week for the first time ... Had a career-high 281 rushing yards and three touchdowns on 29 carries (9.7 avg.) on his way to breaking Marshall Faulk's SDSU career rushing record ... The 281 rushing yards were the fifth most in a game in program history, the seventh most in the country this year (as of Nov. 6) and the most by a current "Group of 5" player vs. a current "Power 5" team since East Carolina's Scott Harley had 361 yards vs. North Carolina State on Nov. 30, 1996 ... It was his 23rd career 100-yard rushing game, which tied Faulk for the most in program history, and third career 200-yard game ... His yards by quarter: 49 in the first, 38 in the second, 114 in the third and 80 in the fourth ... Also added a team-high-tying four catches for 29 yards ... **at Northern Illinois (Sept. 17)** ... Rushed 23 times for 220 yards and three touchdowns at Northern Illinois, his second straight 200-yard game ... Broke Marshall Faulk's (5,595) career all-purpose record ... Broke 100 yards rushing for the 24th time of his career, passing Faulk for the most in program history ... Moved from 39th in NCAA history to 29th with 4,871 career

rushing yards, passing the likes of Marcus Allen (4,810) and Thurman Thomas (4,847), among others ... Broke 200 yards rushing for the fourth time of his career ... The 501 rushing yards on 52 carries (9.63 avg.) and six touchdowns over the two-game span was the first time a player had 500 yards in a two-game span since Oklahoma's Samaje Perine totaled 578 from Nov. 22-Dec. 6, 2014 ... Additionally, he became just the third player in MW history with back-to-back 200-yard rushing games and one of two with 500-plus yards in a two-game span ... Now has six career games with at least three rushing touchdowns (SDSU is 6-0 in those games) ... **at South Alabama (Oct. 1)** ... Rushed 25 times for 151 yards (6.0 avg.) and a touchdown at South Alabama, while adding two catches for seven yards ... Broke 100 yards rushing for the 25th time of his career ... Became the MW's all-time rushing leader, passing New Mexico's Don-Trell Moore's 4,973 ... Also became the 19th player in NCAA history to eclipse 5,000 career rushing yards ... Moved from 29th in NCAA history to 17th with 5,022 career rushing yards, passing the likes of Melvin Gordon (4,915), Ray Rice (4,926), Michael Turner (4,941), DonTrell Moore (4,973) and Daren Sproles (4,979), among others ... **vs. UNLV (Oct. 8)** ... Rushed 31 times for 141 yards (4.5 avg.) and one touchdown against UNLV, while adding a career-high seven catches for 57 yards, which was seven yards short of matching his career best ... Broke 100 yards rushing for the 26th time of his career ... Moved from 17th in NCAA history (using the official NCAA record books) to 14th with 5,163 rushing yards, passing the likes of LaMichael James (5,082) and Montee Ball (5,140), among others ... Finished his career with 535 rushing yards and eight touchdowns against UNLV on 80 carries (6.7 avg.) in four meetings ... **at Fresno State (Oct. 14)** ... Rushed a career-high 38 times for 220 yards (5.8 avg.) and two touchdowns at Fresno State ... Moved from 14th in NCAA history (using the official NCAA record books) to eighth with 5,383 rushing yards, passing the likes of Archie Griffin (5,177), Herschel Walker (5,259) and LaDainian Tomlinson (5,263) ... Broke 100 yards rushing for the fifth straight game and 27th time of his career to move into sole possession of first place in Mountain West history ... Broke 150 yards for the 12th time of his career and fourth time this year in six games ... Broke 200 yards for the fifth time of his career and third time this season in six games ... Broke 1,000 yards for the season in just the sixth game, tying Marshall Faulk in 1992 for the fastest to reach 1,000 yards in a season by an Aztec ... The 38 carries were the most by an Aztec since Lynell Hamilton rushed 40 times vs. Wyoming in 2003 ... **vs. San José State (Oct. 21)** ... Rushed 24 times for 135 yards (5.6 avg.) and two touchdowns, while adding two catches for 14 yards against San José State ... Broke 100 yards rushing for the sixth straight game and 28th time of his career ... Recorded a rushing touchdown on an eighth straight game (14 total over that span) and scored an overall touchdown for the 11th consecutive game (19 total) ... Scored his 12th and 13th rushing touchdowns of the season and had 58 for his career, which passed Marshall Faulk for the school record ... Also scored his 12th and 13th overall touchdowns this year and had 63 for his career, which passed Marshall Faulk for the Aztec record ... Finished his career with 626 rushing yards (156.5 RYPG) and seven rushing touchdowns (eight overall scores) on 75 carries (8.3 avg.) against San José State ... **at Utah State (Oct. 28)** ... Rushed 32 times for 223 yards (7.0 avg.) at Utah State without playing the fourth quarter ... Moved from eighth on the NCAA FBS all-time rushing list to fifth (5,741), passing Cedric Benson (5,540), Travis Prentice (5,596) and Charles White (5,598) ... Moved into 10th place on the SDSU single-season rush list with 1,469 yards for the year ... Broke 100 yards rushing for the seventh straight game (fourth-longest streak in SDSU history) and 29th time of his career, the active FBS leader ... Broke 150 yards for the fifth time on the year and 13th time of his career (passing Ronnie Hillman for second most at SDSU) ... Broke 200 yards for the fourth time of the season (tied with Marshall Faulk for most in SDSU single-season history) and sixth time of his career (second in school history, one behind Faulk) ... Recorded his fourth game this year with at least 220 yards (no other player in FBS this year had more than one through the first nine weeks) ... In two career games against Utah State, he now has rushed for 404 yards and two touchdowns on 55 carries (7.3 avg.) ... **vs. Hawai'i (Nov. 5)** ... Rushed 21 times for 112 yards (5.3 avg.) without playing in the fourth quarter for the third consecutive game ... Broke 100 yards rushing for the eighth straight game (tied for the second-longest streak in SDSU history) and 30th time of his career ... **at Nevada (Nov. 12)** ... Rushed 26 times for 198 yards (7.6 avg.) and one touchdown at Nevada ... Passed DeAngelo Williams into fourth place on the NCAA FBS all-time rushing list with 6,051 yards ... Now has 1,779 yards for the season, which ranks third in school single-season history ... Broke 100 yards rushing for the ninth straight game (his longest streak and the second longest streak in SDSU history) and 31st time of his career, the active FBS leader ... Scored his 14th rushing touchdown of the season and 59th of his career, tying with Colin Kaepernick and Eric Crouch for ninth all-time in NCAA FBS history ... Scored his 14th overall touchdown of the year and 64th of his career ... SDSU improved to 26-5 when he reached 100 rushing yards and 27-8 when he rushes for at least one touchdown.

- **2015 (Junior):** Was named the Mountain West Offensive Player of the Year and a first-team

all-league pick by the league's coaches and media ... He was the first Aztec to be named a league offensive player of the year since George Jones in 1995 as a member of the Pacific Division of the WAC and the fourth offensive honoree in program history ... Also was awarded the team's John Simcox Memorial Trophy as the 2015 team MVP for the second straight year, joining Kirk Morrison (2003-04), Marshall Faulk (1992-93), Todd Santos (1986-87) and Gary Garrison (1964-65) as the only repeat winners in program history ... Also won the Byron H. Chase Memorial Offensive Player-of-the-Year award for a second straight year ... Was named an honorable-mention Sports Illustrated All-American ... Also was picked as a first-team all-MW selection by *Phil Steele Magazine* ... Racked up numerous preseason awards, headlined by being named to the Maxwell Award Watch List (player of the year) and the Doak Walker Award Watch List (top running back) ... Also was on the CFP National Performer of the Year Trophy Watch List (top player) ... Was chosen as a preseason all-MW performer by the Mountain West media, *USA Today*, Phil Steele, *Sporting News*, *Athlon Sports*, *Lindy's Sports* and *ESPN College Football Preview* ... Was also Lindy's Mountain West Most Valuable Player and ESPN's Mountain West Offensive Player of the Year ... *Campus Insiders* named him the "No. 6 Running Back in FBS," while *Lindy's Sports* had him at No. 9 ... Has been deemed by *Sports Illustrated* as "Five Players Who Deserve Attention" ... Was listed as the "No. 2 NFL Talent in the Mountain West" by *Lindy's Sports* and the "No. 1 Running Back in the Mountain West" by *Athlon Sports* ... Was the "Most Likely to Have 1,500 Yards Rushing," according to *USA Today* ... Was listed as the "Biggest Overachiever" by *Sporting News* and a "SDSU Player to Watch" by *Lindy's Sports* ... Was named the MW Offensive Player of the Week twice on the season ... Led the Aztecs with 1,653 rushing yards on 309 attempts (5.3 avg.) and 17 rushing touchdowns ... Also had a team-high 28 catches for 416 yards (second on team) (14.9 avg.) and three receiving scores (second on team), and led SDSU with 2,069 all-purpose yards ... Was one of only four players in FBS to lead his team in rushing yards and catches ... Had eight straight games with a 100-plus yards from Oct. 3-Nov. 28, which is the longest streak in MW history and tied for the second-longest streak in school history ... Had his streak of five straight games with at least 100 rushing yards snapped in the opener vs. San Diego after rushing 19 times for 62 yards (3.3 avg.) with a touchdown ... Also caught two passes out of the backfield for 14 yards (7.0 avg.) ... Rushed for 85 yards on 21 attempts (4.0 avg.) at California in his 15th consecutive start ... Also caught two passes for 23 yards (11.5 avg.) ... Broke 100-plus rushing yards for the first time of the season with 102 yards on 28 carries (3.6 avg.) against South Alabama ... Also had a team-high five catches for a team-best 55 yards (11.0 avg.) ... The five receptions matched a career high ... Rushed 18 times for 56 yards (3.1 avg.) and a touchdown at Penn State ... Added a team-high five catches, matching a career high, for 53 yards (10.6 avg.) ... Rushed 23 times for 124 yards (5.4 avg.) and a 33-yard touchdown vs. Fresno State before exiting midway through the third quarter with an injury ... Became the fourth Aztec in school history to rush for at least 3,000 yards over his career in the game ... The 33-yard rush was his longest of the season at that point ... Was named the MW Offensive Player of the Week for the third time of his career for his play at Hawai'i ... Rushed a career-high 30 times for 148 yards (4.9 avg.), including three touchdowns, and two catches for 49 yards ... Had multiple touchdowns for the first time this year ... Also had a career-long 36-yard reception, which came on 3rd and 6 and led to his final touchdown of the night ... Scored his first two touchdowns in just 5:50 of action ... Had another huge game at San José State, rushing 20 times for 152 yards (7.6 avg.), including a touchdown, and three catches for 55 yards and another score ... Had four more rushing yards (152) than San José State had total yards (148) ... Moved past Ronnie Hillman (2010-11) into third place on the school's all-time rushing list ... The receiving touchdown was his first since Oct. 10, 2013 at Air Force and third of his career ... Now has 491 rushing yards (163.7 avg.) and five rushing touchdowns on 51 carries (9.6 avg.) over his career against San José State ... Rushed 23 times for 181 yards (7.9 avg.) and two touchdowns against Utah State ... Had his second 150-yard game of the season and seventh of his career (T-4th all-time at SDSU) ... The two rushing touchdowns moved him past Ronnie Hillman (2010-11) and Larry Ned (1998-01) into second all-time in program history ... Included in the 181 yards was a 62-yard touchdown run ... Was named the MW Offensive Player of the Week for the second time of the season at Colorado State, rushing 20 times for 121 yards (6.1 avg.) and two touchdowns, while adding two catches for 47 yards (23.5 avg.) and another score ... Broke 1,000 yards for the season during the game, making him one of five players in school history with multiple 1,000-yard campaigns ... Scored a rushing touchdown for the seventh straight game, the longest streak of his career ... Had multiple overall touchdowns for the fourth straight game ... Had a season-long 64-yard rush ... Rushed 29 times for 140 yards (4.8 avg.), while adding three catches for 29 yards (9.7 avg.) against Wyoming ... Broke 100 yards rushing for the sixth straight game ... Had a long rush of 28 yards ... Rushed 14 times for 139 yards (9.9 avg.) and two touchdowns at UNLV ... Broke 100 yards rushing for the seventh straight game ... Now has 393 rushing yards and seven touchdowns on 49 attempts (8.0

avg.) against UNLV in three games ... Rushed 23 times for 154 yards (6.7 avg.) and two touchdowns against Nevada ... Broke 100 yards rushing for the eighth straight game, ninth time this season and 22nd time of his career ... Broke 4,000 rushing yards for his career with a season-long 72-yard run in the second quarter ... Became one of just two Aztecs (Marshall Faulk, 4,589) and one of two players in Mountain West history (New Mexico's DonTrell Moore, 4,973) with at least 4,000 rushing yards ... Scored his 15th and 16th rushing touchdowns of the season It was 12th career game with multiple rushing touchdowns and 14th overall with multiple scores ... Rushed 16 times for 90 yards (5.6 avg.) in the MW Championship game against Air Force, while adding two catches for 64 yards (32.0 avg.) and a touchdown ... Set career highs in receiving yards (64) and long reception (40) ... The receiving touchdown was his third of the year and fifth of his career ... Rushed 25 times for 99 yards (4.0 avg.) vs. Cincinnati in the Hawai'i Bowl, while adding a 19-yard reception and throwing a 16-yard touchdown pass ... Scored his 17th rushing touchdown of the season (45th of career) and 20th overall touchdown on the year (50th of career) ... The touchdown pass was the first of his career ... San Diego State improved to 21-7 over his career when he records at least one rushing touchdown.

- **2014 (Sophomore):** Was named a *Sports Illustrated* Honorable-Mention All-American ... Was also a first-team all-Mountain West pick by the league's media and coaches ... Additionally was named the team's Most Valuable Player and was chosen as the Offensive Player of the Year at the team banquet ... Was on the Doak Walker Award Watch List, which goes out to the top running back in the country ... Was named to the Mountain West midseason first team by Phil Steele ... Also was selected to the preseason all-Mountain West team by the MW media, as well as a first-team pick by *Athlon Sports* and a second-team selection by *Lindy's Sports* ... Also was deemed SDSU's Most Valuable Player and a player to watch by *Lindy's Sports* ... Started all 13 of the team's games ... Rushed for a school-record 1,867 yards on 276 attempts (6.8 avg.) with 20 touchdowns ... Became the 15th Aztec to rush for 1,000 yards in a season (20th occasion overall), the 13th in their DI era (18th occasion overall) and sixth sophomore in school history ... Reached 1,000 yards on the year in his eighth game, which was tied for the fifth-fewest games played to reach 1,000 yards in school history ... Also had 23 catches for 160 yards (7.0 avg.) ... Had a school single-season record 10, 100-yard rushing games on the year with the other three games going for 89, 94 and 85 ... Also ranked fourth in single-season history in rushing touchdowns (20) and tied for fifth in overall scores (20) ... Ranked fourth in the nation in rushing yards per game (143.62), eighth in all-purpose yards per game (155.92), ninth in rushing touchdowns (20), 10th in rushing yards per carry (6.76) and tied for 17th in points per game (9.23 (11th among non-kickers)) ... Had a solid debut vs. Northern Arizona in his second career start, rushing for a game-high 111 yards and two touchdowns on 19 attempts (5.8 avg.) ... It was the fourth 100-yard rushing game of his career and the 14th by an Aztec in a season opener in program history ... Also added a team-long and career-long 31-yard catch ... Rushed for an even 100 yards on 17 carries (5.9 avg.) with two touchdowns at No. 21/23 North Carolina ... Also led the team with a career-high five receptions for 18 yards ... It was his second straight 100-yard rushing game ... Rushed for 89 yards and a touchdown on 17 carries (5.2 avg.) at Oregon State in a third straight start ... The 89 yards put him over 1,000 for his career in his 16th career game, despite only starting four times ... Also had two receptions for 14 yards ... Had a big game against UNLV, rushing 22 times and a career-high four touchdowns and 167 yards, averaging 7.6 yards per carry ... He had 107 yards and all four of his touchdowns in the first half as SDSU raced out to a 28-10 lead ... The four rushing touchdowns (and four overall scores) were the most by an Aztec player since Adam Muema had four at Wyoming on Nov. 24, 2012, tied for the fifth most in a game in school history, tied for the fifth most in a game in Mountain West history and tied for the eighth most in a game in FBS play this season ... Also had two catches (for -(-3) yards) ... Was named the Mountain West Offensive Player of the Week for his efforts and also a CFPA Honorable Mention Running Back Performer of the Week ... Rushed for 94 yards on 24 attempts (3.9 avg.) at Fresno State and did not make a catch for the first time on the season ... Had a huge game at New Mexico, rushing for yards and two touchdowns on 20 attempts, averaging 12.3 yards per carry ... The 246 yards rank as the 14th most in program history ... He became the 19th player in school history with a 200-yard rushing game (40th time overall) ... Had a 93-yard rushing touchdown, which is tied for the third-longest rushing play in program history, tied for the second longest in its Division I era (since 1969) and third longest in the nation this year ... Also added a 7-yard reception ... Was named the MW Offensive Player of the Week for the second time in three weeks for his performance, along with honorable mention accolades as a CFPA Running Back Performer of the Week ... Rushed for 182 yards and a touchdown on 25 attempts, averaging 7.3 yards per carry, vs. Hawai'i ... Rushed for 85 yards on 13 attempts, averaging 6.5 yards per carry, at Nevada ... Broke 1,000 yards in his eighth game, which is tied for the fifth-fewest games played to reach 1,000 yards in school history ... Also added a 3-yard reception ... Rushed for 142 yards and a touchdown on a career-high 26 attempts against Idaho, aver-

aging 5.5 yards per attempt ... Also had a 3-yard reception ... Rushed for 147 yards and two touchdowns on 24 attempts at Boise State, posting a 6.1 average per carry ... It was his sixth career game with multiple rushing touchdowns ... Also added three catches for 35 yards ... Had 131 yards rushing vs. Air Force with a touchdown on a career-high 27 attempts (4.9 avg.) ... Also had one catch for 14 yards ... Rushed for 261 yards and three touchdowns on 21 attempts, averaging 12.4 yards per carry, vs. San José State ... The 261 yards were the eighth most in SDSU single-game history and the 17th most in FBS play in 2015 ... His career-high effort surpassed his 246 yards gained at New Mexico earlier this season (Oct. 10) ... Finished his season with 112 yards on 21 attempts (5.3 avg.) and a touchdown against Navy in the Poinsettia Bowl ... Also had a team-high four catches for 42 yards, including a long of six yards.

- **2013 (Freshman):** Was named to the College Football News all-Freshman Team as an honorable-mention pick ... Was picked as a midseason third-team all-MW selection by Phil Steele ... Played in all 13 games with one start as a true freshman ... Was second on the team with 752 rushing yards on 125 carries (6.0 avg.) ... Ranked 12th in the nation among freshmen with 57.8 yards per game ... Also had eight rushing touchdowns and 10 overall touchdowns, both of which ranked second on the team ... The eight rushing touchdowns were the sixth most among freshmen in the country ... Was the first Aztec freshman with 100 or more yards in three straight games since Marshall Faulk in 1991 when he did it against New Mexico State (Sept. 28), Nevada (Oct. 4) and Air Force (Oct. 10) ... Had 22 catches for 234 yards (10.6 avg.) and two touchdowns and returned four kickoffs for 63 yards (15.8 avg.) ... The 752 rushing yards were the sixth-most ever among Aztec freshmen ... Was one of only two freshmen in the nation (and 19 players overall) with at least 750 rushing yards and 230 receiving yards ... Of his 151 touches, 32 (21.2 percent) resulted in a gain of at least 10 yards, while 10 (6.7 percent) ended with a touchdown ... Played in the opener as a true freshman vs. Eastern Illinois ... Was all over the field, rushing for 25 yards on seven carries (3.6 avg.), catching three passes for 17 yards (5.7 avg.) and returning three kickoffs for 43 yards ... Carried three times for 18 yards (6.0 avg.) at No. 3/2 Ohio State with a 14-yarder and added an 18-yard reception ... Also returned a kickoff for 20 yards ... Had three catches out of the backfield for 53 yards and his first career touchdown against Oregon State ... Also carried four times for 10 yards ... Had a breakout game at New Mexico State, rushing for a career-high 167 yards on 19 attempts (8.8 avg.) and three touchdowns ... He became the 73rd different Aztec with a 100-yard rushing game ... The 167 yards were the 11th most in a game nationally by a freshman and the most by an Aztec freshman since Ronnie Hillman had 228 yards in the 2010 Poinsettia Bowl ... His three rushing touchdowns were also tied for the fifth most in the country by a freshman ... Also set a career high with 19 attempts and added a career-long 43-yard run ... Was named a CFPA honorable mention running back performer of the week for his efforts ... Posted his second consecutive 100-yard rushing game vs. Nevada with 11 carries for 112 yards and a touchdown ... He became the first Aztec freshman to rush for more than 100 yards in consecutive games since Ronnie Hillman did it in the final two contests of 2010 ... Also had a career-long 72-yard run ... Had 117 yards and a touchdown on 17 attempts (6.9 avg.) at Air Force, including the game-winning 10-yard touchdown on a 3rd and goal from the 10 with 1:39 left in the fourth quarter ... He became the first Aztec freshman with 100 or more yards in three straight games since Marshall Faulk in 1991 and the first Aztec with three straight 100-yard rushing games since Ronnie Hillman in 2011 ... Also had two catches for 43 yards and a touchdown, including a career-long tying 23-yard grab ... Carried 12 times for 37 yards against No. 15/18 Fresno State and also had one reception for 18 yards ... Rushed five times for 14 yards in the win vs. New Mexico State ... Also had a 9-yard catch ... Had a good all-around game off the bench at San José State, rushing 10 times for 78 yards (7.8 avg.) with a touchdown and adding an 18-yard reception ... Ran 10 times for 61 yards and a touchdown at Hawai'i and caught two passes for 21 yards ... Ran 12 times for a hard 24 yards vs. Boise State ... Also had a career-high four catches for 29 yards ... Attempted his first pass, which was incomplete to Colin Lockett ... Earned his first career start at UNLV in his hometown, posting team highs of 13 attempts and 87 yards (6.7 avg.) with one touchdown ... Also made three catches for 10 yards ... Carried twice off the bench for two yards vs. Buffalo at the Famous Idaho Potato Bowl.
- **High School:** Speedy running back for Canyon Springs High School in Las Vegas, Nev. ... Was named the Gatorade Nevada Player of the Year in 2012 after rushing for 1,491 yards on 160 carries (9.3 avg.) and 19 touchdowns ... A first-team all-state pick in 2012 and a second-team selection in 2011 by the *Las Vegas Review-Journal* ... A two-time Sunrise Region MVP ... Also was named the Northeast League's Most Valuable Offensive Player ... Ran for 347 yards and five touchdowns on just 10 carries in a win over Foothill ... Ran for 4,152 yards and 49 touchdowns on 494 attempts (8.40 avg.) over his career at Canyon Springs High School ... Also had 29 receptions for 524 yards (27.6 avg.) and five touchdowns and two kickoff returns for a touchdown ... A three-star recruit by *Rivals.com* and ESPN, and a two-star recruit by *Scout.com* and *247Sports.com* ... Earned a grade of 78 by 247Sports and a scout grade of 72 by ESPN ...

As an all-purpose back, was ranked fourth in Nevada by *Rivals* and 48th by *247Sports* ... As a running back, was listed as No. 121 by ESPN (No. 5 in Nevada) and No. 146 by Scout ... Was also a member of the track and field team, where he was state runner-up in the 100 and 200 meters as a junior.

- **Personal:** Donnel Laray Pumphrey was born Dec. 6, 1994, in North Las Vegas, Nev. ... Son of Donnel Pumphrey, Sr. and Regina Padua ... Also took an official visit to UNLV and received offers from Colorado, Duke, Nevada and Utah ... Also received recruiting interest from Arizona, Boise State, Oklahoma, Oregon, San José State and Utah State ... Is majoring in communication.

Pumphrey's Career Statistics

Season	GP	GS	Rushing				Receiving					
			Att.	Yds.	TD	Lg.	No.	Yds.	Avg.	TD	Lg.	
2013	13	1	125	752	8	72	3	22	234	10.6	2	23
2014	13	13	276	1,867	20	93	10	23	160	7.0	0	31
2015	14	14	309	1,653	17	72	9	28	416	14.9	3	40
2016	10	10	270	1,779	14	79	9	20	145	7.2	0	26
Career	50	38	980	6,051	59	93	31	93	955	10.3	5	40

Career Highs: Carries: 38 at Fresno State (10/15/16); Rushing Yards: 281 vs. California (9/10/16); Rushing Touchdowns: 4 vs. UNLV (9/27/14); Long Rush: 93 at New Mexico (10/10/14); Receptions: 7 vs. UNLV (10/8/16); Receiving Yards: 64 vs. Air Force (12/5/15); Receiving Touchdowns: 1, five times; Long Reception: 40 vs. Air Force (12/5/15); Kickoff Returns: 3 vs. Eastern Illinois (8/31/13); Kickoff Return Yards: 43 vs. Eastern Illinois (8/31/13); Longest Kickoff Return: 28 vs. Eastern Illinois (8/31/13); Overall Touchdowns: 4 vs. UNLV (9/27/14); Pass Attempts: 1, five times; Completions: 1 vs. Cincinnati (12/24/15); Passing Yards: 16 vs. Cincinnati (12/24/15); Passing Touchdowns: 1 vs. Cincinnati (12/24/15); Long Pass: 16 vs. Cincinnati (12/24/15).

2016 Highs: Carries: 38 at Fresno State (10/14/16); Rushing Yards: 281 vs. California (9/10/16); Rushing Touchdowns: 3 at Northern Illinois (9/17/16), vs. California (9/10/16); Long Rush: 79 at Northern Illinois (9/17/16); Receptions: 7 vs. UNLV (10/8/16); Receiving Yards: 57 vs. UNLV (10/8/16); Long Reception: 26 vs. New Hampshire (9/3/16); Kickoff Returns: 1 at Utah State (10/28/16); Kickoff Return Yards: 6 at Utah State (10/28/16); Longest Kickoff Return: 6 at Utah State (10/28/16); Overall Touchdowns: 3 at Northern Illinois (9/17/16), vs. California (9/10/16); Pass Attempts: 1 at Utah State (10/28/16).

Pumphrey's Career Game-by-Game

Date	Opponent	GP	GS	Rushing				Receiving			
				Att.	Yds.	Avg.	TD	No.	Yds.	TD	
A.31.13	Eastern Illinois	1	0	7	25	3.57	0	3	17	0	
S.7.13	at 3/2 Ohio State	1	0	3	18	6.00	0	1	18	0	
S.21.13	Oregon State	1	0	4	10	2.50	0	3	53	1	
S.28.13	at New Mexico State	1	0	19	167	8.79	3	1	-2	0	
O.4.13	vs. Nevada*	1	0	11	112	10.18	1	0	0	0	
O.10.13	at Air Force*	1	0	17	117	6.88	1	2	43	1	
O.26.13	15/18 Fresno State*	1	0	12	37	3.33	0	1	18	0	
N.2.13	New Mexico*	1	0	5	14	2.80	0	1	9	0	
N.9.13	at San José State*	1	0	10	78	7.80	1	1	18	0	
N.16.13	at Hawai'i*	1	0	10	61	6.10	1	2	21	0	
N.23.13	Boise State*	1	0	12	24	2.00	0	4	29	0	
N.30.13	at UNLV*	1	1	13	87	6.69	1	3	10	0	
D.21.13	vs. Buffalo&	1	0	2	2	1.00	0	0	0	0	
A.30.14	Northern Arizona	1	1	19	111	5.84	2	1	31	0	
S.6.14	at 21/23 No. Carolina	1	1	17	100	5.88	2	5	18	0	
S.20.14	at Oregon State	1	1	17	89	5.24	1	2	14	0	
S.27.14	UNLV*	1	1	22	167	7.59	4	2	-3	0	
O.3.14	at Fresno State*	1	1	24	94	3.92	0	0	0	0	
O.10.14	at New Mexico*	1	1	20	246	12.30	2	1	7	0	
O.18.14	Hawai'i*	1	1	25	182	7.28	1	1	-4	0	
N.1.14	at Nevada*	1	1	13	85	6.54	0	1	3	0	
N.8.14	Idaho	1	1	26	142	5.46	1	1	3	0	
N.15.14	at Boise State*	1	1	24	147	6.13	2	3	28	0	
N.21.14	Air Force*	1	1	27	131	4.85	1	1	14	0	
N.29.14	San José State*	1	1	21	261	12.43	3	1	7	0	
D.23.14	Navy#	1	1	21	112	5.33	1	4	42	0	

S.5.15	San Diego	1	1	19	62	3.26	1	2	14	0
S.12.15	at California	1	1	21	85	4.05	0	2	23	0
S.19.15	South Alabama	1	1	28	102	3.64	1	5	55	0
S.26.15	at Penn State	1	1	18	56	3.11	1	5	53	0
O.3.15	Fresno State*	1	1	23	124	5.39	1	0	0	0
O.10.15	at Hawai'i*	1	1	30	148	4.93	3	2	49	0
O.17.15	at San José State*	1	1	20	152	7.60	1	3	55	1
O.23.15	Utah State*	1	1	23	181	7.87	2	0	0	0
O.31.15	at Colorado State*	1	1	20	121	6.05	2	2	47	1
N.14.15	Wyoming*	1	1	29	140	4.83	0	3	29	0
N.21.15	at UNLV*	1	1	14	139	9.93	2	0	0	0
N.28.15	Nevada*	1	1	23	154	6.70	2	1	8	0
D.5.15	Air Force**	1	1	16	90	5.63	0	2	64	1
D.24.15	vs. Cincinnati%	1	1	25	99	3.96	1	1	19	0
S.3.16	New Hampshire	1	1	21	98	4.67	1	4	41	0
S.10.16	California	1	1	29	281	9.69	3	4	29	0
S.17.16	at Northern Illinois	1	1	23	220	9.57	3	1	-3	0
O.1.16	at South Alabama	1	1	25	151	6.04	1	2	7	0
O.8.16	UNLV*	1	1	31	141	4.55	1	7	57	0
O.14.16	at Fresno State*	1	1	38	220	5.79	2	0	0	0
O.21.16	San José State*	1	1	24	135	5.63	2	2	14	0
O.28.16	at Utah State*	1	1	32	223	6.97	0	0	0	0
N.5.16	Hawai'i*	1	1	21	112	5.33	0	0	0	0
N.12.16	at Nevada*	1	1	26	198	7.62	1	0	0	0

*Bold indicates season high. * - Mountain West game. & - 2013 Famous Idaho Potato Bowl (Bronco Stadium; Boise, Idaho). # - 2014 San Diego County Credit Union Poinsettia Bowl (Qualcomm Stadium; San Diego, Calif.). ** - 2015 Sports Authority Mountain West Championship (Qualcomm Stadium; San Diego, Calif.). % - 2015 Hawai'i Bowl (Aloha Stadium; Honolulu, Hawaii).*

#84 DARRYL RICHARDSON

Tight End • Junior • 6-5 • 255 • Seffner, Fla. • Armwood HS

- **At San Diego State:** Big, athletic tight end who used to play quarterback ... Has great hands ... Improving on his blocking techniques ... Is listed third on the depth chart at tight end heading into the weekend.
- **2016 (Junior):** Has played in the team's 10 games, starting once ... Has a 21-yard catch ... vs. New Hampshire (Sept. 3) ... Saw time in the opener vs. New Hampshire, but did not record a stat ... vs. California (Sept. 10) ... Also played statless time vs. California ... at Northern Illinois (Sept. 17) ... Did not record a stat in extensive time at Northern Illinois ... at South Alabama (Oct. 1) ... Did not find the stat sheet once again at South Alabama ... vs. UNLV (Oct. 8) ... Did not record a stat vs. UNLV ... at Fresno State (Oct. 14) ... Also did not find the stat sheet in time at Fresno State ... vs. San José State (Oct. 21) ... Made his first career start against San José State, but did not record a stat ... at Utah State (Oct. 28) ... Did not record a stat in playing time at Utah State ... vs. Hawai'i (Nov. 5) ... Made his first career catch, a 21-yarder in fourth quarter time against Hawai'i ... at Nevada (Nov. 12) ... Did not find the stat sheet at Nevada.
- **2015 (Sophomore):** Played in five games without recording a stat ... Made his collegiate debut vs. San Diego in the opener ... Also played against Utah State, Colorado State, UNLV and Cincinnati in the Hawai'i Bowl.
- **2014 (Freshman):** Did not play in his second season at San Diego State.
- **2013 (Redshirt):** Redshirted his first year at SDSU.
- **High School:** Was recruited heavily as a quarterback ... Threw for 1,133 yards and 13 touchdowns, while completing 68 of his 125 pass attempts (54.4 pct.) as a senior at Armwood High School ... Also ran for 229 yards and four touchdowns and caught five passes for 82 yards and two scores ... Armwood won the 2011 state championship ... Played at Tampa Bay Tech before attending Armwood High ... A four-star recruit as a dual-threat quarterback by ESPN, while receiving a scout grade of 82 ... Got three stars from *Rivals.com* (quarterback), *Scout.com* (tight end) and *247Sports* (dual-threat quarterback/tight end) ... ESPN rated him as the 18th-best dual-threat quarterback in the nation and 62nd out of all recruits in talent-rich Florida ... Scout ranked him as the 21st-best tight end in the country, while *247Sports* had him 40th among all dual-threat quarterbacks ... Also a standout in the outfield on the baseball team at Armwood.
- **Personal:** Darryl Jerome Richardson was born Nov. 30, 1994, in Tampa, Fla. ... Son of Darryl Richardson, Sr. and Liza Johnson ... Also received an offer from UCLA as a tight end and offers from Mississippi, Missouri, South Florida, Tennessee and Western Kentucky as a quarterback ...

Auburn and Ohio State also showed interest in the recruiting process ... Is majoring in social science.

Richardson's Career Statistics

Receiving

Season	GP	GS	Rec.	Yds.	Avg.	Long	TD
2015	5	0	0	0	0.0	0	0
2016	10	1	1	21	21.0	21	0
Career	15	1	1	21	21.0	21	0

Career/2016 Highs: Receptions: 1 vs. Hawai'i (11/5/16); Receiving Yards: 21 vs. Hawai'i (11/5/16); Long Reception: 21 vs. Hawai'i (11/5/16).

Richardson's Career Game-by-Game

Receiving

Date	Opponent	GP	GS	No.	Yds.	Avg.	Lg.	TD	TD Lengths
S.5.15	San Diego	1	0	0	0	0.0	0	0	
S.12.15	at California			--- Did Not Play ---					
S.19.15	South Alabama			--- Did Not Play ---					
S.26.15	at Penn State			--- Did Not Play ---					
O.3.15	Fresno State*			--- Did Not Play ---					
O.10.15	at Hawai'i*			--- Did Not Play ---					
O.17.15	at San José State*			--- Did Not Play ---					
O.23.15	Utah State*	1	0	0	0	0.0	0	0	
O.31.15	at Colorado State*	1	0	0	0	0.0	0	0	
N.14.15	Wyoming*			--- Did Not Play ---					
N.21.15	at UNLV*	1	0	0	0	0.0	0	0	
N.28.15	Nevada*			--- Did Not Play ---					
D.5.15	Air Force**			--- Did Not Play ---					
D.24.15	vs. Cincinnati%	1	0	0	0	0.0	0	0	
S.3.16	New Hampshire	1	0	0	0	0.0	0	0	
S.10.16	California	1	0	0	0	0.0	0	0	
S.17.16	at Northern Illinois	1	0	0	0	0.0	0	0	
O.1.16	at South Alabama	1	0	0	0	0.0	0	0	
O.8.16	UNLV*	1	0	0	0	0.0	0	0	
O.14.16	at Fresno State*	1	0	0	0	0.0	0	0	
O.21.16	San José State*	1	1	0	0	0.0	0	0	
O.28.16	at Utah State*	1	0	0	0	0.0	0	0	
N.5.16	Hawai'i*	1	0	1	21	21.0	21	0	
N.12.16	at Nevada*	1	0	0	0	0.0	0	0	

*Bold indicates season high. * - Mountain West game. ** - 2015 Sports Authority Mountain West Championship (Qualcomm Stadium; San Diego, Calif.). % - 2015 Hawai'i Bowl (Aloha Stadium; Honolulu, Hawaii).*

#40 RANDY RICKS

Linebacker • Senior • 6-5 • 230 • Las Vegas, Nev. • Arizona Western CC

- **At San Diego State:** Big body who has experience playing both linebacker and at defensive line ... Picked up Rocky Long's 3-3-5 defense quickly and started two games last season, and the first two this year ... Originally signed with the Aztecs in 2012, but didn't join SDSU until the fall of 2015 ... Was the starting linebacker for the first four games until a foot injury at South Alabama sidelined him for the season.
- **2016 (Senior):** Had 11 tackles (eight solo) on the season in four starts, while adding three tackles for loss, a 7-yard sack, a forced fumble, two pass breakups and three quarterback hurries ... **vs. New Hampshire (Sept. 3)** ... Made his third career start in the opener against New Hampshire, making a career-high five tackles (three solo), including a 7-yard sack (and TFL) ... Also added a pass breakup ... The five stops was tied for the second most on the team ... **vs. California (Sept. 10)** ... Had another good game in a start vs. California, registering three tackles (two solo), a forced fumble, a tackle for loss and a quarterback hurry ... **at Northern Illinois (Sept. 17)** ... Came up with two tackles (both solo), including a tackle for loss, pass breakup and a quarterback hurry at Northern Illinois ... **at South Alabama (Oct. 1)** ... Had one solo tackle in a start at South Alabama, exiting the game early with a foot injury ... **vs. UNLV (Oct. 8)** ... Did not play in the UNLV game, having had surgery earlier in the week ... **at Fresno State (Oct. 14)** ... Did not travel to Fresno State because of the foot injury ... **vs. San José State (Oct. 21)** ... Was in crutches on the sidelines for the San José

State game ... **at Utah State (Oct. 28)** ... Did not travel to Utah State ... **vs. Hawai'i (Nov. 5)** ... Was also on the sidelines for the Hawai'i game ... **at Nevada (Nov. 12)** ... Didn't travel to Nevada.

- **2015 (Junior):** Played in nine games on in his first season at SDSU with two starts ... Had 22 tackles, five tackles for loss, 2.5 sacks, six quarterback hurries, four pass breakups and two forced fumbles ... Missed four games (Oct. 17-Nov. 14) with a broken toe ... Made his first Division I appearance in the opener against San Diego ... Had one of the team's three pass breakups ... Came up with his first four career tackles (one solo) at California in a reserve role ... Started for the first time of his career against South Alabama, making four assisted stops ... Was on the travel squad to Penn State, but did not play for the first time of his SDSU career ... Had a good game in a reserve role vs. Fresno State, making two tackles (both solo), a 12-yard sack (and tackle for loss) and a game-high two quarterback hurries ... The sack and TFL were each the first of his career ... Had another good outing at Hawai'i off the bench, making three tackles, including a 4-yard tackle for loss, two pass breakups and two quarterback hurries ... Missed the SJSU game with an injury ... Also did not play against Utah State, Colorado State and Wyoming with the same injury ... Had a big game in his return from the toe injury at UNLV, making two tackles (one solo), including 1.5 tackles for loss and 0.5 sacks, with a forced fumble and a pass breakup ... The forced fumble was the first of his career ... Had another good game vs. Nevada, making two tackles (one solo), including a 7-yard sack (and TFL) and a forced fumble for the second straight game ... Earned his second start of the season (and career) vs. Air Force in the Mountain West Championship game, where he had four tackles and 0.5 tackles for loss ... Made a solo stop and added a quarterback hurry off the bench in the Hawai'i Bowl against Cincinnati.
- **2013-14 (at Arizona Western Community College):** Spent two seasons at Arizona Western Community College after originally signing an NLI with the Aztecs in 2012 ... Posted 43 tackles, 8.5 sacks and three forced fumbles in 2014, helping the Matadors to a 11-1 overall record ... In 2013, made 36 tackles, 16 tackles for loss, three forced fumbles, two recoveries and three pass breakups ... Named defensive MVP of the El Toro Bowl, recording three sacks, five tackles and a forced fumble ... A three-star recruit by both Rivals and 247sports ... Received a grade of 84 by 247sports ... Also received recruiting interest out of AWCC from Texas, UNLV, USC and Utah.
- **High School:** Played both defensive end and tight end at Legacy High School ... Was a two-time all-league pick ... Had 33 tackles and eight sacks in 2011 ... A three-star recruit by 247Sports.com and a two-star recruit by Rivals and Scout out of high school ... Rated as the 54th-best weakest defensive end in the country by 247Sports and at No. 126 for defensive ends by Scout ... Got an 83 rating by 247Sports ... Also played basketball and was a member of the track and field team, competing in the shot put, discus throw and high jump.
- **Personal:** Randy Richard Ricks, Jr., was born May 29, 1994, in Pittsburgh, Pa. ... Son of Randy Ricks, Sr., and Olivia Walker ... Also received scholarship offers from Idaho, Nevada, New Mexico and Utah State and interest from Nebraska, Northern Arizona, Oklahoma, Pittsburgh, UNLV and Utah ... Is majoring in social science.

Ricks' Career Statistics

Season	GP	GS	UA	A	TT	TFL	Sk	Int.	PBU	FF	FR
2015	9	2	8	14	22	5.0	2.5	0	4	2	0
2016	4	4	8	3	11	3.0	1.0	0	2	1	0
Career	13	6	16	17	33	8.0	3.5	0	6	3	0

Career Highs: Tackles: 5 vs. New Hampshire (9/3/16); Tackles For Loss: 1.5 at UNLV (11/21/15); Sacks: 1.0 vs. New Hampshire (9/3/16), vs. Nevada (11/28/15), vs. Fresno State (10/3/15); Pass Breakups: 2 at Hawai'i (10/10/15); Forced Fumbles: 1 vs. California (9/10/16), vs. Nevada (11/28/15), at UNLV (11/21/15).

2016 Highs: Tackles: 5 vs. New Hampshire (9/3/16); Tackles For Loss: 1.0 at Northern Illinois (9/17/16), vs. California (9/10/16), vs. New Hampshire (9/3/16); Sacks: 1.0 vs. New Hampshire (9/3/16); Pass Breakups: 1 at Northern Illinois (9/3/16), vs. New Hampshire (9/3/16); Forced Fumbles: 1 vs. California (9/10/16).

Ricks' Career Game-by-Game

Date	Opponent	GP	GS	UA	A	TT	TFL	Sk.	Int.	PBU	FF	FR
S.5.15	San Diego	1	0	0	0	0	0.0	0.0	0	1	0	0
S.12.15	at California	1	0	1	3	4	0.0	0.0	0	0	0	0
S.19.15	South Alabama	1	1	0	4	4	0.0	0.0	0	0	0	0
S.26.15	at Penn State			--- Did Not Play ---								
O.3.15	Fresno State*	1	0	2	0	2	1.0	1.0	0	0	0	0
O.10.15	at Hawai'i*	1	0	2	1	3	1.0	0.0	0	2	0	0

0.17.15	at San José State*	---	Did Not Play - Injured	---								
0.23.15	Utah State*	---	Did Not Play - Injured	---								
0.31.15	at Colorado State*	---	Did Not Play - Injured	---								
N.14.15	Wyoming*	---	Did Not Play - Injured	---								
N.21.15	at UNLV*	1	0	1	1	2	1.5	0.5	0	1	1	0
N.28.15	Nevada*	1	0	1	1	2	1.0	1.0	0	0	1	0
D.5.15	Air Force``	1	1	0	4	4	0.5	0.0	0	0	0	0
D.24.15	vs. Cincinnati%	1	0	1	0	1	0.0	0.0	0	0	0	0
S.3.16	New Hampshire	1	1	3	2	5	1.0	1.0	0	1	0	0
S.10.16	California	1	1	2	1	3	1.0	0.0	0	0	1	0
S.17.16	at Northern Illinois	1	1	2	0	2	1.0	0.0	0	1	0	0
O.1.16	at South Alabama	1	1	1	0	1	0.0	0.0	0	0	0	0
O.8.16	UNLV*	---	Did Not Play - Injured	---								
O.14.16	at Fresno State*	---	Did Not Play - Injured	---								
O.21.16	San José State*	---	Did Not Play - Injured	---								
O.28.16	at Utah State*	---	Did Not Play - Injured	---								
N.5.16	Hawai'i*	---	Did Not Play - Injured	---								
N.12.16	at Nevada*	---	Did Not Play - Injured	---								

*Bold indicates season high. * - Mountain West game. `` - 2015 Sports Authority Mountain West Championship (Qualcomm Stadium; San Diego, Calif.). % - 2015 Hawai'i Bowl (Aloha Stadium; Honolulu, Hawaii).*

#90 JULIAN ROCHELIN

Defensive Line • Sophomore • 6-5 • 245 • Woodland Hills, Calif. • El Camino Real High

- **At San Diego State:** Athletic body, who comes from a basketball background ... Is listed second on the depth chart at a defensive end spot behind two-time all-conference senior Alex Barrett ... Also sees time on special teams.
- **2016 (Sophomore):** Has played in eightn games on the season with one tackle ... **vs. New Hampshire (Sept. 3)** ... Did not play in the opener against New Hampshire ... **vs. California (Sept. 10)** ... Played against California, but did not record a stat ... **at Northern Illinois (Sept. 17)** ... Did not find the stat sheet at Northern Illinois ... **at South Alabama (Oct. 1)** ... Did not register a stat at South Alabama ... **vs. UNLV (Oct. 8)** ... Logged time off the bench, but did not record a stat against UNLV ... **at Fresno State (Oct. 14)** ... Did not find the stat sheet in playing time at Fresno State ... **vs. San José State (Oct. 21)** ... Logged statless time against San José State ... **at Utah State (Oct. 28)** ... Made one stop, his first of the season, at Utah State ... **vs. Hawai'i (Nov. 5)** ... Did not play against Hawai'i ... **at Nevada (Nov. 12)** ... Also did not play at Nevada.
- **2015 (Freshman):** Played in each of the final 13 games of the season, mainly on special teams ... Had two tackles, including a 6-yard sack (and tackle for loss) ... Did not play in the opener vs. San Diego ... Played in his first career game at California without finding the stat sheet ... Also played statless time against South Alabama, at Penn State, against Fresno State, at Hawai'i, at San José State, vs. Utah State, at Colorado State and against Wyoming ... Recorded a stat for the first time of his career at UNLV, making two tackles (both solo) with a 6-yard sack (and tackle for loss) ... Did not record a stat against Nevada, vs. Air Force in the MW Championship game and vs. Cincinnati in the Hawai'i Bowl.
- **2014 (Redshirt):** Utilized his redshirt season in 2014.
- **High School:** Earned one letter at El Camino Real High School in Los Angeles, Calif. ... Earned all-West Valley League Defensive Player-of-the-Year honors in 2013, recording 114 tackles (59 solos), eight sacks, two forced fumbles and two fumble recoveries ... Also was a Los Angeles all-city pick ... Also was a standout basketball player at ECRH as a power forward, helping the Conquistadors to a pair of L.A. city championships, winning the game as a senior ... Ended up earning three letters in hoops.
- **Personal:** Julian Rochelin was born Sept. 14, 1995, in Los Angeles, Calif. ... Son of Charles Rochelin and SeKenna Rochelin ... Picked SDSU over Boise State, while also drawing interest from Duke and Memphis, among others ... Is majoring in business administration with a focus on management.

Rochelin's Career Statistics

Season	GP	GS	UA	A	TT	TFL	Sk	Int.	PBU	FF	FR
2015	13	0	1	1	2	1.0	1.0	0	0	0	0
2016	7	0	0	1	1	0.0	0.0	0	0	0	0
Career	20	0	1	2	3	1.0	1.0	0	0	0	0

Career Highs: Tackles: 2 at UNLV (11/21/15); Tackles For Loss: 1.0 at UNLV (11/21/15).

2016 Highs: Tackles: 1 at Utah State (10/28/16).

Rochelin's Career Game-by-Game

Date	Opponent	GP	GS	UA	A	TT	TFL	Sk.	Int.	PBU	FF	FR
S.5.15	San Diego	---	Did Not Play	---								
S.12.15	at California	1	0	0	0	0	0.0	0.0	0	0	0	0
S.19.15	South Alabama	1	0	0	0	0	0.0	0.0	0	0	0	0
S.26.15	at Penn State	1	0	0	0	0	0.0	0.0	0	0	0	0
O.3.15	Fresno State*	1	0	0	0	0	0.0	0.0	0	0	0	0
O.10.15	at Hawai'i*	1	0	0	0	0	0.0	0.0	0	0	0	0
O.17.15	at San José State*	1	0	0	0	0	0.0	0.0	0	0	0	0
O.23.15	Utah State*	1	0	0	0	0	0.0	0.0	0	0	0	0
O.31.15	at Colorado State*	1	0	0	0	0	0.0	0.0	0	0	0	0
N.14.15	Wyoming*	1	0	0	0	0	0.0	0.0	0	0	0	0
N.21.15	at UNLV*	1	0	2	0	2	1.0	1.0	0	0	0	0
N.28.15	Nevada*	1	0	0	0	0	0.0	0.0	0	0	0	0
D.5.15	Air Force``	1	0	0	0	0	0.0	0.0	0	0	0	0
D.24.15	vs. Cincinnati%	1	0	0	0	0	0.0	0.0	0	0	0	0
S.3.16	New Hampshire	---	Did Not Play	---								
S.10.16	California	1	0	0	0	0	0.0	0.0	0	0	0	0
S.17.16	at Northern Illinois	1	0	0	0	0	0.0	0.0	0	0	0	0
O.1.16	at South Alabama	1	0	0	0	0	0.0	0.0	0	0	0	0
O.8.16	UNLV*	1	0	0	0	0	0.0	0.0	0	0	0	0
O.14.16	at Fresno State*	1	0	0	0	0	0.0	0.0	0	0	0	0
O.21.16	San José State*	1	0	0	0	0	0.0	0.0	0	0	0	0
O.28.16	at Utah State*	1	0	0	1	1	0.0	0.0	0	0	0	0
N.5.16	Hawai'i*	---	Did Not Play	---								
N.12.16	at Nevada	---	Did Not Play	---								

*Bold indicates season high. * - Mountain West game. `` - 2015 Sports Authority Mountain West Championship (Qualcomm Stadium; San Diego, Calif.). % - 2015 Hawai'i Bowl (Aloha Stadium; Honolulu, Hawaii).*

#67 ANTONIO ROSALES

Offensive Guard • Junior • 6-4 • 295 • Tucson, Ariz. • Tucson Magnet HS

- **At San Diego State:** Physical offensive lineman who continues to get bigger ... Is listed as the starting right guard for the 11th straight game.
- **2016 (Junior):** Made his first career start at right guard in the opener against New Hampshire ... Started again vs. California, at Northern Illinois, at South Alabama, against UNLV, at Fresno State, against San José State, at Utah State, against Hawai'i and at Nevada.
- **2015 (Sophomore):** Played in six games in a reserve role ... Made his first collegiate appearance vs. Fresno State ... Also saw time vs. Utah State, at Colorado State, against Wyoming, at UNLV and vs. Nevada.
- **2014 (Freshman):** Did not play during the 2014 campaign.
- **2013 (Redshirt):** Utilized his redshirt season in 2013.
- **High School:** An offensive tackle who also spent time on the defensive line, helping lead Tucson Magnet High School to a 14-7 record over his final two years after going just 2-8 in 2010 ... A first-team all-Southern Arizona pick in 2012 after garnering second-team accolades in 2011 ... A three-star recruit by ESPN and 247Sports.com ... Also a two-star recruit by Rivals.com and Scout.com ... Rated as the 87th-best offensive tackle by 247Sports and 16th overall recruit in Arizona, while earning an 83 grade ... Received a scout grade of 71 by ESPN and was ranked 131st among all offensive tackles in the country and 19th overall in Arizona ... Scout had him as the 155th-best offensive tackle.
- **Personal:** Picked the Aztecs early in the recruiting process with late interest from California, Boise State, Idaho, San José State and UNLV, among others ... Is majoring in social science.

Rosales' Career Statistics

Season	GP	GS
2015	6	0
2016	10	10
Career	16	10

Rosales' Career Game-by-Game

Date	Opponent	GP	GS/POS
S.5.15	San Diego	---	Did Not Play ---
S.12.15	at California	---	Did Not Play ---
S.19.15	South Alabama	---	Did Not Play ---
S.26.15	at Penn State	---	Did Not Play ---
O.3.15	Fresno State*	1	
O.10.15	at Hawai'i*	---	Did Not Play ---
O.17.15	at San José State*	---	Did Not Play ---
O.23.15	Utah State*	1	
O.31.15	at Colorado State*	1	
N.14.15	Wyoming*	1	
N.21.15	at UNLV*	1	
N.28.15	Nevada*	1	
D.5.15	Air Force``	---	Did Not Play ---
D.24.15	vs. Cincinnati%	---	Did Not Play ---
S.3.16	New Hampshire	1	RG
S.10.16	California	1	RG
S.17.16	at Northern Illinois	1	RG
O.1.16	at South Alabama	1	RG
O.8.16	UNLV*	1	RG
O.14.16	at Fresno State*	1	RG
O.21.16	San José State*	1	RG
O.28.16	at Utah State*	1	RG
N.5.16	Hawai'i*	1	RG
N.12.16	at Nevada	1	RG

* - Mountain West game. `` - 2015 Sports Authority Mountain West Championship (Qualcomm Stadium; San Diego, Calif.). % - 2015 Hawai'i Bowl (Aloha Stadium; Honolulu, Hawaii).

#56 NICO SIRAGUSA (KNEE-co SEER-ah-goo-sah)

Offensive Guard • Senior • 6-5 • 330 • Chula Vista, Calif. • Mater Dei Catholic HS

- **At San Diego State:** A big body with solid technique ... Is the most veteran lineman ... Has 38 career starts (one in 2013, 13 in 2014, 14 in 2015 and 10 in 2016), including 37 straight ... Is the only Aztec with at least one start on the offensive line each of the last four years (2013-16) ... Has played in 50 consecutive games, tied for the longest streak on the team (Daniel Brunskill and Donnel Pumphrey).
- **2016 (Senior):** Is on the Outland Trophy Watch List, which goes out to the outstanding interior lineman ... Also is a second-team All-American by *Phil Steele's 2016 College Football Preview* and a third-team pick by *Football Gameplan* ... Has been named a preseason all-MW pick by the MW media, Phil Steele, *ESPN College Football 2016*, *Sporting News*, *Lindy's Sports*, *Athlon Sports* and *USA Today's* Paul Myerberg ... Has also been rated highly, coming in as the "Second-Best Draft-Eligible Offensive Guard" by Phil Steele, and at No. 3 for Campus Insiders' "Five-Best MW Pro Prospects," No. 4 for Lindy's "MW's Top-10 NFL Talent," and No. 7 for Lindy's "Offensive Guards on the 2017 NFL Draft Board" ... Was also chosen as the "MW's Best Run Blocker" by Lindy's Sports ... Made the start, his 28th straight, at left guard in the opener against New Hampshire ... Also started against California, at Northern Illinois, at South Alabama, against UNLV, at Fresno State, against San José State, at Utah State, vs. Hawai'i and at Nevada.
- **2015 (Junior):** Was named a first-team all-Mountain West selection by the league's coaches and media ... Also was on the second team by *Phil Steele Magazine* ... Was named to the preseason all-Mountain West fourth team by Phil Steele ... Started all 14 games at left guard ... Started for the 15th straight game in the opener vs. San Diego at left guard ... Also earned the start at California, against South Alabama, at Penn State, against Fresno State, at Hawai'i, at San José State, vs. Utah State, at Colorado State, against Wyoming, at UNLV, vs. Nevada, against Air Force in the MW Championship and vs. Cincinnati in the Hawai'i Bowl.
- **2014 (Sophomore):** Started all 13 games for SDSU ... Made his second career start in the team's opener vs. Northern Arizona, but first at left guard ... Started again at left guard at No. 21/23 North Carolina, at Oregon State, vs. UNLV, at Fresno State, at New Mexico, vs. Hawai'i, at Nevada, against Idaho, at Boise State, against Air Force, vs. San José State and vs. Navy in the Poinsettia Bowl.
- **2013 (Freshman):** Played in all 13 games with one start at right guard ... Started the opener vs. Eastern Illinois at right guard ... Played against Ohio State on special teams, and again vs. Oregon State, at New Mexico State, vs. Nevada, at Air Force, against Fresno State, vs. New

Mexico, at San José State, at Hawai'i, vs. Boise State, at UNLV and vs. Buffalo in the Famous Idaho Potato Bowl.

- **2012 (Redshirt):** Utilized his redshirt season.
- **High School:** All-CIF first team and first-team all-state from Mater Dei High, who only played two years of high school football ... Three-star offensive lineman by *Rivals.com*, *Scout.com* and ranked No. 93 among the 2012 ESPNU top California recruits ... Also lettered in baseball (freshman year) and basketball (freshman, sophomore, junior years).
- **Personal:** Nicolas Angel Siragusa was born May 10, 1994, in San Diego, Calif. ... Son of Ramon and Dianne Siragusa ... Recruited by Oregon State, Washington State, Arizona State, Colorado, Fresno State, New Mexico State, San José State, SMU and UNLV ... A social science major.

Siragusa's Career Statistics

Season	GP	GS
2013	13	1
2014	13	13
2015	14	14
2016	10	10
Career	50	38

Siragusa's Career Game-by-Game

Date	Opponent	GP	GS/POS
A.31.13	Eastern Illinois	1	RG
S.7.13	at No. 2/3 Ohio State	1	
S.21.13	Oregon State	1	
S.28.13	at New Mexico State	1	
O.4.13	Nevada*	1	
O.10.13	at Air Force*	1	
O.26.13	Fresno State*	1	
N.2.13	New Mexico*	1	
N.9.13	at San José State*	1	
N.16.13	at Hawai'i*	1	
N.23.13	Boise State*	1	
N.30.13	at UNLV*	1	
D.21.13	vs. Buffalo&	1	
A.30.14	Northern Arizona	1	LG
S.6.14	at 21/23 No. Carolina	1	LG
S.20.14	at Oregon State	1	LG
S.27.14	UNLV*	1	LG
O.3.14	at Fresno State*	1	LG
O.10.14	at New Mexico*	1	LG
O.18.14	Hawai'i*	1	LG
N.1.14	at Nevada*	1	LG
N.8.14	Idaho	1	LG
N.15.14	at Boise State*	1	LG
N.21.14	Air Force*	1	LG
N.29.14	San José State*	1	LG
D.23.14	Navy#	1	LG
S.5.15	San Diego	1	LG
S.12.15	at California	1	LG
S.19.15	South Alabama	1	LG
S.26.15	at Penn State	1	LG
O.3.15	Fresno State*	1	LG
O.10.15	at Hawai'i*	1	LG
O.17.15	at San José State*	1	LG
O.23.15	Utah State*	1	LG
O.31.15	at Colorado State*	1	LG
N.14.15	Wyoming*	1	LG
N.21.15	at UNLV*	1	LG
N.28.15	Nevada*	1	LG
D.5.15	Air Force``	1	LG
D.24.15	vs. Cincinnati%	1	LG
S.3.16	New Hampshire	1	LG
S.10.16	California	1	LG

S.17.16	at Northern Illinois	1	LG
O.1.16	at South Alabama	1	LG
O.8.16	UNLV*	1	LG
O.14.16	at Fresno State*	1	LG
O.21.16	San José State*	1	LG
O.28.16	at Utah State*	1	LG
N.5.16	Hawai'i*	1	LG
N.12.16	at Nevada*	1	LG

* - Mountain West game. & - 2013 Famous Idaho Potato Bowl (Bronco Stadium; Boise, Idaho). # - 2014 San Diego County Credit Union Poinsettia Bowl (Qualcomm Stadium; San Diego, Calif.). `` - 2015 Sports Authority Mountain West Championship (Qualcomm Stadium; San Diego, Calif.). % - 2015 Hawai'i Bowl (Aloha Stadium; Honolulu, Hawaii).

#12 MALIK SMITH (MAH-leek)

Warrior • Senior • 6-0 • 190 • Compton, Calif. • Dominguez HS

- **At San Diego State:** Skilled athlete, who plays well in Rocky Long's 3-3-5 defense ... Improved his play as a true freshman in 2013, working himself into a backup role by the end of the season, before starting the past 36 games from 2014-to-2016 earning honorable-mention all-MW accolades in both 2014 and 2015 ... Has led SDSU in tackles six times over his career, including once this year.
- **2016 (Senior):** Has been named a preseason Mountain West second-team pick by *Lindy's Sports*, and a third-team selection by *Phil Steele's 2016 College Football Preview* and *Athlon Sports* ... Also was chosen as the "23rd-Best Draft-Eligible Strong Safety" by Phil Steele and a "SDSU Player to Watch" by *Lindy's* ... Has 35 tackles (21 solo) on the season in 10 starts, including two tackles for loss, and interception for a touchdown and six pass breakups ... **vs. New Hampshire (Sept. 3)** ... Started for the 28th straight game in the opener against New Hampshire, making on solo tackle, a 5-yard tackle for loss ... **vs. California (Sept. 10)** ... Had four stops (three solo) in a start against California ... **at Northern Illinois (Sept. 17)** ... Had a team-high 10 tackles (six solo) at Northern Illinois and added a pass breakup ... It was the sixth time he has led the team in tackles over his career and his fourth game with double-digit stops ... **at South Alabama (Oct. 1)** ... Had five tackles and a season-high two pass breakups at South Alabama in another start ... **vs. UNLV (Oct. 8)** ... Had two tackles in a start against UNLV ... **at Fresno State (Oct. 14)** ... Recorded two tackles (one solo) with a pass breakup at Fresno State in another start ... **vs. San José State (Oct. 21)** ... Had four solo tackles and a PBU in a start against San José State ... **at Utah State (Oct. 28)** ... Finished with three tackles and an interception for a touchdown at Utah State ... The interception touchdown was he first of his career, his first interception of the season and ninth of his career ... **vs. Hawai'i (Nov. 5)** ... Had three tackles (two solo) and a pass breakup in a start against Hawai'i ... **at Nevada (Nov. 12)** ... Made two solo stops, including a 1-yard tackle for loss at Nevada.
- **2015 (Junior):** Was named a honorable-mention all-Mountain West selection by the league's coaches and media for the second straight year ... Also was a third-team pick by *Phil Steele Magazine* ... Was named a third-team preseason all-Mountain West selection by Phil Steele and a fourth-team honoree by *Athlon Sports* ... Was deemed a "SDSU Player to Watch" by *Lindy's Sports* ... Started the team's 14 games, making 77 tackles (T-3rd on the team) with five tackles for loss, a team-high nine pass breakups, five interceptions, a forced fumble, a fumble recovery and a quarterback hurry ... Had an interception in three straight games from Oct. 23-Nov. 14, which was tied for the third-longest streak in FBS all season, and had all five of his picks over his final seven games ... Was a part of a forced turnover in six of the final seven games (five interceptions and a fumble recovery) ... Started the opener vs. San Diego for the 14th straight game at one of the two Warrior (safety) spots ... Had three tackles (one solo), including 0.5 TFL, and quarterback hurry ... Started again at California and had eight tackles (two solo), the second most on the team and fourth most in the game ... Set a career high with 11 tackles (five solo) against South Alabama ... Also added a 2-yard tackle for loss ... Finished with seven stops and a PBU at Penn State ... Came up with two solo tackles and another pass breakup vs. Fresno State ... Recorded three tackles with a pass breakup at Hawai'i ... Had seven tackles (five solo), a 4-yard tackle for loss and his first career forced fumble at San José State ... Came up with three tackles (two solo), an interception and a pass breakup vs. Utah State ... Had four tackles (two solo) and an interception for the second straight game ... Had an interception for a third straight game against Wyoming to go along with three tackles (all solo) and a 1-yard tackle for loss ... The third consecutive game with an interception was tied for longest active-streak in FBS (at the time) and tied for the third longest all season in FBS play ... Came up with five tackles and a fumble recovery at UNLV ... Was named the MW Defensive Player of the

Week for his play vs. Nevada ... Registered a game-high-tying eight tackles, including seven solo stops, against Nevada ... Also added an interception for the fourth time in five games and three pass breakups ... Had a solid effort in the Mountain West Championship game vs. Air Force, making eight tackles (six solo), with 0.5 tackles for loss and a pass breakup ... The PBU came on AFA's Hail Mary attempt to try and take the lead with no time left in the fourth quarter ... Had a quality outing against Cincinnati in the Hawai'i Bowl, making five tackles (four solo) with a 9-yard tackle for loss, an interception and a pass breakup ... The interception was his fifth the season and eighth of his career ... It was his fifth pick over his final seven games and sixth time in seven games that he was a part of a turnover (five interceptions and a fumble recovery) ... The tackle for loss came on a failed fake field goal attempt by the Bearcats early in the third quarter.

- **2014 (Sophomore):** Was named a honorable-mention all-Mountain West selection by the league's coaches and media ... Started all 13 of the team's games ... Had 55 tackles (29 solo), seven pass breakups, 3.5 tackles for loss, three interceptions, a fumble recovery and a quarterback hurry ... Made his first career start in the opener vs. Northern Arizona, logging a team-high seven tackles (five solo), a game-high three pass breakups and adding one tackle for loss ... The three PBUs were the most in the nation in the first week of FBS play ... Had three tackles in another start at No. 21/23 North Carolina ... Had another solid outing in a start at Oregon State, making five tackles with 0.5 TFL, his first career interception and a pass breakup ... Made one solo stop against UNLV in his fourth career start ... Came up with four tackles (two solo) at Fresno State ... Recorded five tackles and a career-high 1.5 tackles for loss at New Mexico ... Had a solid all-around game against Hawai'i, making one tackle, and recording an interception and recovering a fumble in back-to-back plays in the fourth quarter to seal the win for SDSU ... The fumble recovery was the first of his career ... Had four stops (two solos), two PBUs and 0.5 TFL in an eighth straight start at Nevada ... Came up with six tackles, including four stops, and his first quarterback hurry in another start against Idaho ... Tied a then career high with 10 tackles at Boise State, including four solo stops ... The 10 tackles were also tied for the most in the game ... Made one stop and added a pass breakup in an 11th straight start against Air Force ... Recorded six tackles (four solo) with an interception in a start vs. San José State ... Made two stops (one solo) in another start at Warrior vs. Navy in the Poinsettia Bowl.
- **2013 (Freshman):** Played in 12 games off the bench as a true freshman, registering 21 tackles (14 solos) ... Did not dress or play in the opener vs. Eastern Illinois ... Saw his first collegiate playing time against No. 3/2 Ohio State, but did not make the stat sheet ... Also saw time off the bench against Oregon State without recording a stat ... Had his first career tackle off the bench at New Mexico State ... Had a huge breakout game off the bench vs. Nevada, making a then-career-high 10 tackles (eight solo) ... The 10 tackles tied Derek Largent for the most in the game for either team ... Had four stops off the bench at Air Force ... Had an assisted tackle in a reserve role vs. No. 15/18 Fresno State ... Came up with two solo stops vs. New Mexico ... Played at San José State off the pine without making the stat sheet ... Made two tackles in a reserve role at Hawai'i ... Played off the bench against Boise State without making a stat ... Came off the bench in the regular season finale at UNLV, but did not make a stat ... Came up with one tackle vs. Buffalo in the Famous Idaho Potato Bowl.
- **High School:** A safety who played his prep ball at Dominguez High School with cornerback Kalan Montgomery ... Helped the Dons to a 7-4 record in 2011, including a 4-1 mark in league play ... A two-star recruit by both *Rivals.com* and *Scout.com* ... Rated as the 196th-best safety in the country among all incoming recruits by *Scout*.
- **Personal:** Picked SDSU after receiving interest in the recruiting process from Arizona, Colorado, Michigan, Nevada, Utah and Washington State ... Majoring in criminal justice.

M. Smith's Career Statistics

Season	GP	GS	UA	A	TT	TFL	Sk	Int.	PBU	FF	FR
2013	12	0	14	7	21	0.0	0.0	0	0	0	0
2014	13	13	29	26	55	3.5	0.0	3	7	0	1
2015	14	14	44	33	77	5.0	0.0	5	9	1	1
2016	10	10	22	14	36	2.0	0.0	1	6	0	0
Career	50	37	109	80	189	10.5	0.0	9	22	1	2

Career Highs: Tackles: 11 vs. South Alabama (9/19/15); Tackles For Loss: 1.5 at New Mexico (10/10/14); Interceptions: 1, nine times; Pass Breakups: 3 vs. Nevada (11/28/15), vs. Northern Arizona (8/30/14); Forced Fumbles: 1 at San José State (10/17/15); Fumble Recoveries: 1 at UNLV (11/21/15), vs. Hawai'i (10/18/14); Defensive Touchdowns: 1 at Utah State (10/28/16).
2016 Highs: Tackles: 10 at Northern Illinois (9/17/16); Tackles For Loss: 1.0 at Nevada (11/12/16), vs. New Hampshire (9/3/16); Interceptions: 1 at Utah State (10/28/16). Pass Breakups: 2 at South Alabama (10/1/16); Defensive Touchdowns: 1 at Utah State (10/28/16).

M. Smith's Career Game-by-Game

Date	Opponent	GP	GS	UA	A	TT	TFL	Sk.	Int.	PBU	FF	FR
A.31.13	Eastern Illinois	--- Did Not Play ---										
S.7.13	at 3/2 Ohio State	1	0	0	0	0	0.0	0.0	0	0	0	0
S.21.13	Oregon State	1	0	0	0	0	0.0	0.0	0	0	0	0
S.28.13	at New Mexico State	1	0	0	1	1	0.0	0.0	0	0	0	0
O.4.13	Nevada*	1	0	8	2	10	0.0	0.0	0	0	0	0
O.10.13	at Air Force*	1	0	2	2	4	0.0	0.0	0	0	0	0
O.26.13	15/18 Fresno State*	1	0	0	1	1	0.0	0.0	0	0	0	0
N.2.13	New Mexico*	1	0	2	0	2	0.0	0.0	0	0	0	0
N.9.13	at San José State	1	0	0	0	0	0.0	0.0	0	0	0	0
N.16.13	at Hawai'i*	1	0	1	1	2	0.0	0.0	0	0	0	0
N.23.13	Boise State*	1	0	0	0	0	0.0	0.0	0	0	0	0
N.30.13	at UNLV*	1	0	0	0	0	0.0	0.0	0	0	0	0
D.21.13	vs. Buffalo&	1	0	1	0	1	0.0	0.0	0	0	0	0
A.30.14	Northern Arizona	1	1	5	2	7	1.0	0.0	0	3	0	0
S.6.14	at 21/23 No. Carolina	1	1	1	2	3	0.0	0.0	0	0	0	0
S.20.14	at Oregon State	1	1	2	3	5	0.5	0.0	1	1	0	0
S.27.14	UNLV*	1	1	1	0	1	0.0	0.0	0	0	0	0
O.3.14	at Fresno State*	1	1	2	2	4	0.0	0.0	0	0	0	0
O.10.14	at New Mexico*	1	1	2	3	5	1.5	0.0	0	0	0	0
O.18.14	Hawai'i*	1	1	0	1	1	0.0	0.0	1	0	0	1
N.1.14	at Nevada*	1	1	2	2	4	0.5	0.0	0	2	0	0
N.8.14	Idaho	1	1	4	2	6	0.0	0.0	0	0	0	0
N.15.14	at Boise State*	1	1	4	6	10	0.0	0.0	0	0	0	0
N.21.14	Air Force*	1	1	1	0	1	0.0	0.0	0	1	0	0
N.29.14	San José State*	1	1	4	2	6	0.0	0.0	1	0	0	0
D.23.14	Navy#	1	1	1	1	2	0.0	0.0	0	0	0	0
S.5.15	San Diego	1	1	1	2	3	0.5	0.0	0	0	0	0
S.12.15	at California	1	1	2	6	8	0.0	0.0	0	0	0	0
S.19.15	South Alabama	1	1	5	6	11	1.0	0.0	0	0	0	0
S.26.15	at Penn State	1	1	3	4	7	0.0	0.0	0	1	0	0
O.3.15	Fresno State*	1	1	2	0	2	0.0	0.0	0	1	0	0
O.10.15	at Hawai'i*	1	1	1	2	3	0.0	0.0	0	1	0	0
O.17.15	at San José State*	1	1	5	2	7	1.0	0.0	0	0	1	0
O.23.15	Utah State*	1	1	2	1	3	0.0	0.0	1	1	0	0
O.31.15	at Colorado State*	1	1	2	2	4	0.0	0.0	1	0	0	0
N.14.15	Wyoming*	1	1	3	0	3	1.0	0.0	1	0	0	0
N.21.15	at UNLV*	1	1	1	4	5	0.0	0.0	0	0	0	1
N.28.15	Nevada**	1	1	7	1	8	0.0	0.0	1	0	0	0
D.5.15	Air Force``	1	1	6	2	8	0.5	0.0	0	1	0	0
D.24.15	vs. Cincinnati%	1	1	4	1	5	1.0	0.0	1	0	0	0
S.3.16	New Hampshire	1	1	1	0	1	1.0	0.0	0	0	0	0
S.10.16	California	1	1	3	1	4	0.0	0.0	0	0	0	0
S.17.16	at Northern Illinois	1	1	6	4	10	0.0	0.0	0	1	0	0
O.1.16	at South Alabama	1	1	2	3	5	0.0	0.0	0	2	0	0
O.8.16	UNLV*	1	1	0	2	2	0.0	0.0	0	0	0	0
O.14.16	at Fresno State*	1	1	1	1	2	0.0	0.0	0	1	0	0
O.21.16	San José State*	1	1	4	0	4	0.0	0.0	0	1	0	0
O.28.16	at Utah State*	1	1	1	2	3	0.0	0.0	1	0	0	0
N.5.16	Hawai'i*	1	1	2	1	3	0.0	0.0	0	1	0	0
N.12.16	at Nevada*	1	1	2	0	2	0.0	0.0	0	1	0	0

*Bold indicates season high. * - Mountain West game. & - 2013 Famous Idaho Potato Bowl (Bronco Stadium; Boise, Idaho). # - 2014 San Diego County Credit Union Poinsettia Bowl (Qualcomm Stadium; San Diego, Calif.). `` - 2015 Sports Authority Mountain West Championship (Qualcomm Stadium; San Diego, Calif.). % - 2015 Hawai'i Bowl (Aloha Stadium; Honolulu, Hawaii).*

#17 RON SMITH

Cornerback • RS-Freshman • 6-0 • 170 • Oakland, Calif. • St. Mary's HS

- **At San Diego State:** Youngster who continues to learn the defense ... Is on the two-deep for the fifth straight week and on top for the second time of the season.
- **2016 (Freshman):** Has 25 tackles (14 solo) on the season, two interceptions, including a 14-yard return for a touchdown, a forced fumble and two pass breakups ... Has played in all

10 games, starting the past two ... **Leads the team with 13 tackles on special teams ... Also tops the team in kick return tackles (12) ... vs. New Hampshire (Sept. 3) ...** Had two assisted tackles in his first career game on special teams vs. New Hampshire ... **vs. California (Sept. 10) ...** Logged statless time on special teams against California ... **at Northern Illinois (Sept. 17) ...** Made a solo stop on special teams at Northern Illinois ... **at South Alabama (Oct. 1) ...** Had another solo tackle on special teams at South Alabama ... **vs. UNLV (Oct. 8) ...** Made a solo tackle on special teams against UNLV ... **at Fresno State (Oct. 14) ...** Had two tackles at Fresno State ... **vs. San José State (Oct. 21) ...** Did not record a stat in playing time against San José State ... **at Utah State (Oct. 28) ...** Had a then career-high four tackles and his first two career pass breakups at Utah State in his most extensive action at cornerback of the season ... **vs. Hawai'i (Nov. 5) ...** Had a career-high seven tackles (four solo), a 14-yard interception return for a touchdown and two pass breakups in his first career start against Hawai'i ... The interception and touchdown were each the first of his career ... The touchdown put SDSU up, 21-0, early in the second quarter ... **at Nevada (Nov. 12) ...** Matched his career high with seven tackles at Nevada and had an interception for the second straight game ... The interception went for nine yards ... Also had his first career forced fumble.

- **2015 (Redshirt):** Utilized his redshirt season at SDSU.
- **High School:** Helped St. Mary's High go 21-6 (.778) over his final two years, including a 11-2 mark in 2014 ... Recorded a team-high 69 total tackles with two interceptions as a senior at St. Mary's High, according to MaxPreps ... Also added two interceptions for 117 yards, three pass deflections and a forced fumble ... Added team highs of 175 kick return yards (21.9 avg.) and 81 punt return yards (9.0 avg.) ... Helped lead the Panthers to an 11-2 overall record and an appearance in the CIF North Coast Division 4 championship game in 2014 ... Had a bigger year in 2013, recording a team-best 135 tackles (125 solo), two interceptions for 65 yards, six forced fumbles, three fumble recoveries and two pass deflections ... A three-star recruit by Rivals, Scout, 247sports and ESPN ... Received a scout grade of 86 by 247sports and a 75 by ESPN.
- **Personal:** Ron Angelo William Smith was born Nov. 18, 1997, in Oakland, Calif. ... Son of Ron Smith and Mary Holly ... Picked San Diego State over offers from Air Force, Fresno State, Nevada, New Mexico, Utah, UTEP, Washington State and Wyoming, according to Rivals ... Is majoring in psychology.

R. Smith's Career Statistics

Season	GP	GS	UA	A	TT	TFL	Sk	Int.	PBU	FF	FR
2016	10	2	14	11	25	0.0	0.0	2	2	1	0
Career	10	2	14	11	25	0.0	0.0	2	2	1	0

Career/2016 Highs: Tackles: 7 at Nevada (11/12/16), vs. Hawai'i (11/5/16); Interceptions: 1 at Nevada (11/12/16), vs. Hawai'i (11/5/16); Pass Breakups: 2 at Utah State (10/28/16); Forced Fumbles: 1 at Nevada (11/12/16); Defensive Touchdowns: 1 vs. Hawai'i (11/5/16).

R. Smith's Career Game-by-Game

Date	Opponent	GP	GS	UA	A	TT	TFL	Sk.	Int.	PBU	FF	FR
S.3.16	New Hampshire	1	0	0	2	2	0.0	0.0	0	0	0	0
S.10.16	California	1	0	0	0	0	0.0	0.0	0	0	0	0
S.17.16	at Northern Illinois	1	0	1	0	1	0.0	0.0	0	0	0	0
O.1.16	at South Alabama	1	0	1	0	1	0.0	0.0	0	0	0	0
O.8.16	UNLV*	1	0	1	0	1	0.0	0.0	0	0	0	0
O.14.16	at Fresno State*	1	0	0	2	2	0.0	0.0	0	0	0	0
O.21.16	San José State*	1	0	0	0	0	0.0	0.0	0	0	0	0
O.28.16	at Utah State*	1	0	1	3	4	0.0	0.0	0	2	0	0
N.5.16	Hawai'i*	1	1	4	3	7	0.0	0.0	1	0	0	0
N.12.16	at Nevada*	1	1	6	1	7	0.0	0.0	1	0	1	0

*Bold indicates season high. * - Mountain West game.*

#18 TRENTON THOMPSON

Warrior • TR-Freshman • 6-2 • 185 • Palm Springs, Calif. • Palm Springs HS

- **At San Diego State:** True freshman, who is on the depth chart for the fourth time of his career, backing up two-time all-MW pick Malik Smith.
- **2016 (True Freshman):** Has seven tackles and a pass breakup on the season, despite playing in only three games ... **vs. New Hampshire (Sept. 3) ...** Did not play in the opener vs. New Hampshire ... **vs. California (Sept. 10) ...** Also did not play vs. California ... **at North-**

ern Illinois (Sept. 17) ... Did not travel to Northern Illinois ... at South Alabama (Oct. 1) ... Also did not travel to South Alabama ... vs. UNLV (Oct. 8) ... Did not play once again vs. UNLV ... at Fresno State (Oct. 14) ... Was on the travel squad for the first time of the season at Fresno State, but did not play ... vs. San José State (Oct. 21) ... Had four tackles (three solo) in his first career game against San José State, all on special teams ... at Utah State (Oct. 28) ... Had an assisted tackle at Utah State ... vs. Hawai'i (Nov. 5) ... Registered one solo tackle and had his first pass breakup against Hawai'i ... at Nevada (Nov. 12) ... Had an assisted tackle at Nevada.

- **High School:** Earned two letters and played three years at Palm Springs High School in Palm Springs, Calif. ... Helped the Indians go 24-3 (.889), including a 11-1 (.917) mark in league play over the past two years ... Led the 2015 squad to a CIF Championship ... Logged 219 total tackles (134 solo) over his three years (according to MaxPreps), adding seven tackles for loss, four interceptions, seven pass deflections, six forced fumbles, two fumble recoveries, four blocked field goals and two blocked punts ... Also caught 16 passes for 325 yards (20.3 avg.) and three touchdowns as a senior in 2015 ... A three-star recruit by Scout and 247sports, and a two-star recruit by Rivals ... Received a grade of 87 by 247sports ... Scout ranked him as the 15th-best outside linebacker in the 2016 class and the 23rd best on the West Coast.
- **Personal:** Trenton Thompson was born Dec. 18, 1997, in Palm Springs, Calif. ... Chose the Aztecs over offers from Colorado State, Nevada, Northern Arizona, UNLV, Utah State and Wyoming ... Is majoring in criminal justice.

Thompson's Career Statistics

Season	GP	GS	UA	A	TT	TFL	Sk	Int.	PBU	FF	FR
2016	4	0	4	3	7	0.0	0.0	0	1	0	0
Career	4	0	4	3	7	0.0	0.0	0	1	0	0

Career/2016 Highs: Tackles: 4 vs. San José State (10/21/16); Pass Breakups: 1 vs. Hawai'i (11/5/16).

Thompson's Career Game-by-Game

Date	Opponent	GP	GS	UA	A	TT	TFL	Sk.	Int.	PBU	FF	FR
S.3.16	New Hampshire											
S.10.16	California											
S.17.16	at Northern Illinois											
O.1.16	at South Alabama											
O.8.16	UNLV*											
O.14.16	at Fresno State*											
O.21.16	San José State*	1	0	3	1	4	0.0	0.0	0	0	0	0
O.28.16	at Utah State*	1	0	0	1	1	0.0	0.0	0	0	0	0
N.5.16	Hawai'i*	1	0	1	0	1	0.0	0.0	0	0	0	0
N.12.16	at Nevada*	1	0	0	1	1	0.0	0.0	0	0	0	0

*Bold indicates season high. * - Mountain West game.*

#85 QUEST TRUXTON

Wide Receiver • Junior • 6-0 • 180 • Newport Harbor, CA • Golden West College

- **At San Diego State:** Speedster with good hands ... Is listed as the starting punt returner, and the backup "Z" receiver and kick returner heading into the Wyoming game ... Also plays on the kickoff unit.
- **2016 (Junior):** Has played in all 10 games as a receiver and on special teams ... Has seven catches for 89 yards (12.7 avg.) with two touchdowns on the season ... Also has two rushes for 44 yards (22.0 avg.), 22 punt returns for 238 yards (10.8 avg.) and four kick returns for 61 yards (15.3 avg.) ... Leads the Mountain West and ranks 19th in the nation in punt return average (10.82) ... vs. New Hampshire (Sept. 3) ... Logged his first career snaps in the opener vs. New Hampshire off the bench ... Made one catch for 14 yards, and logged time on special teams ... Returned three punts for 16 yards (5.3 avg.) with a long of 12 yards ... vs. California (Sept. 10) ... Earned the start at punt returner vs. California, where he returned three punts for 46 yards (15.3 avg.) with a long of 25 yards ... Also returned three pooch kicks for 52 yards (17.3 avg.) and added a special teams tackle ... at Northern Illinois (Sept. 17) ... Returned a punt for seven yards, while seeing time a wide receiver and on special teams at Northern Illinois ... at South Alabama (Oct. 1) ... Logged significant time at South Alabama, making a 9-yard catch and returning two punts for 33 yards (16.5 avg.) ... Including in the two punt returns was a then career-long 32-yarder ... Added a special teams tackle ... vs. UNLV (Oct. 8) ... Played again vs. UNLV, making a career-high two catches for a career-best 36 yards (18.0 avg.) with a long of 20 yards ... Also returned five punts for 44 yards (8.8

avg.) with a long of 29 yards ... at Fresno State (Oct. 14) ... Returned one punt for zero yards at Fresno State ... vs. San José State (Oct. 21) ... Returned two punts for 20 yards (10.0 avg.) against San José State ... at Utah State (Oct. 28) ... Had a 10-yard touchdown catch and a 21-yard rush at Utah State ... The touchdown was the first of his career and gave SDSU a 17-7 lead ... The rushing attempt was the first of his career ... vs. Hawai'i (Nov. 5) ... Had good all-around game against Hawai'i with a 9-yard touchdown catch, a career-long 23-yard run and four punt returns for 73 yards ... The touchdown was the second of his career and second straight game with a touchdown catch ... Set career highs in receiving yards (23), punt return yards (73), punt return average (18.3) and all-purpose yards (105) ... at Nevada (Nov. 12) ... Made an 11-yard catch at Nevada ... Also returned one punt, but lost a yard on the play.

- **2014-15 (at Golden West College):** Was a Region III All-California First Team Offense honoree in 2015 after leading Golden West with 68 receptions ... Ranked second with 902 receiving yards and 10 touchdowns, averaging 82 yards per game ... Golden West posted an 8-3 mark in 2015, ranked as high as third in the nation and first in California ... As a freshman in 2014, recorded 841 yards on 50 receptions (76.5 yards per game) with eight touchdowns en route to a Southern League First Team Offense accolade.
- **High School:** Was the 2013 Newport-Mesa Dream Team All-Purpose Player of the Year, Sunset League Offensive Player of the Year and All-CIF Southern Section Southwest Division honoree as a senior at Newport Harbor High ... Set school single-season records for receptions (83), receiving yards (1,325) and touchdown catches (17) and posted 20 total touchdowns as a senior to help lead the Sailors to the Southwest Division title game.
- **Personal:** Quest Joseph Truxton was born Sept. 21, 1996, in Newport Beach, Calif. ... Son of Lou and Eileen Truxton ... Is majoring in sociology.

Truxton's Career Statistics

Receiving

Season	GP	GS	Rec.	Yds.	Avg.	Long	TD
2016	10	0	7	89	12.7	20	2
Career	10	0	7	89	12.7	20	2

Punt Returns

Season	GP	GS	No.	Yds.	Avg.	Long	TD	All-Purpose	
								Total Yds/Gm.	
2016	10	9	22	238	10.8	41	0	432	43.2
Career	10	9	22	238	10.8	41	0	432	43.2

Career/2016 Highs: Receptions: 2 vs. UNLV (10/8/16); Receiving Yards: 36 vs. UNLV (10/8/16); Receiving Touchdowns: 1 vs. Hawai'i (11/5/16), at Utah State (10/28/16); Long Reception: 28 vs. UNLV (10/8/16); Carries: 1 vs. Hawai'i (11/5/16), at Utah State (10/28/16); Rushing Yards: 23 vs. Hawai'i (11/5/16); Long Rush: 23 vs. Hawai'i (11/5/16); Punt Returns: 5 vs. UNLV (10/8/16); Punt Return Yards: 73 vs. Hawai'i (11/5/16); Long Punt Return: 41 vs. Hawai'i (11/5/16); Kick Returns: 3 vs. California (9/10/16); Kick Return Yards: 52 vs. California (9/10/16); Long Kick Return: 20 vs. California (9/10/16); Tackles: 1 at South Alabama (10/1/16), vs. California (9/10/16).

Truxton's Career Game-by-Game

Receiving

Date	Opponent	GP	GS	No.	Yds.	Avg.	Lg.	TD	TD Lengths
S.3.16	New Hampshire	1	0	1	14	14.0	14	0	
S.10.16	California	1	0	0	0	0.0	0	0	
S.17.16	at Northern Illinois	1	0	0	0	0.0	0	0	
O.1.16	at South Alabama	1	0	1	9	9.0	9	0	
O.8.16	UNLV*	1	0	2	36	18.0	21	0	
O.14.16	at Fresno State*	1	0	0	0	0.0	0	0	
O.21.16	San José State*	1	0	0	0	0.0	0	0	
O.28.16	at Utah State*	1	0	1	10	10.0	10	1	10
N.5.16	Hawai'i*	1	0	1	9	9.0	9	1	9
N.12.16	at Nevada*	1	0	1	11	11.0	11	0	

Punt Returns

Date	Opponent	GP	GS	No.	Yds.	Avg.	Lg.	TD	TD Lengths
S.3.16	New Hampshire	1		3	16	5.3	12	0	
S.10.16	California	1	*	3	52	17.3	25	0	
S.17.16	at Northern Illinois	1	*	1	7	7.0	7	0	
O.1.16	at South Alabama	1	*	2	33	16.6	32	0	
O.8.16	UNLV*	1	*	5	44	8.8	29	0	

0.14.16	at Fresno State*	1	*	1	0	0.0	0	0
0.21.16	San Jose State*	1	*	2	20	10.0	15	0
0.28.16	at Utah State*	1	*	0	0	0.0	0	0
N.5.16	Hawai'i*	1	*	4	71	17.8	41	0
N.12.16	at Nevada*	1	*	1	-1	-1.0	0	0

*Bold indicates season high. * - Mountain West game. GS - * in this category the player was on the field the first time San Diego State was in the punt return formation.*

#41 DAKOTA TURNER

Defensive End • Junior • 6-3 • 250 • Mililani, Hawaii • Mililani High

- **At San Diego State:** Physical, athletic body, who made the move from linebacker to defensive line in the spring of 2014 ... Worked up to the backup spot at right defensive end after spring drills, where he remained over the 2014 season and in 2015 ... Then moved to fullback in fall camp, where he started the first three games this year, before moving back to defensive line at South Alabama ... Is coming off an injured left knee (sprained MCL, torn ACL) at Hawai'i on Oct. 10, 2015 ... Is listed as the backup behind Kyle Kelley at one of the defensive end spots heading into the weekend.
- **2016 (Junior):** Started the first three games at fullback before switching to defensive end for the last seven ... Had not found the stat sheet except for a tackle on special teams before switching positions ... Has 24 tackles total on the year, four tackles for loss, two sacks, a forced fumble, a pass breakup and four quarterback hurries ... **vs. New Hampshire (Sept. 3)** ... Earned his first career start in his first-ever game on the offensive side of the ball when he started at fullback in the opener vs. New Hampshire ... Did not record a stat ... **vs. California (Sept. 10)** ... Also started vs. California, but did not find the stat sheet ... **at Northern Illinois (Sept. 17)** ... Logged a special teams tackle at Northern Illinois while starting at fullback for a third straight game ... **at South Alabama (Oct. 1)** ... Played for the first time of the season at defensive end at South Alabama, making a career-high seven tackles off the bench. ... **vs. UNLV (Oct. 8)** ... Appeared in his second game at defensive end, recording his first career pass breakup and a adding a quarterback hurry ... **at Fresno State (Oct. 14)** ... Registered four tackles, including a tackle for loss, off the bench at Fresno State ... **vs. San José State (Oct. 21)** ... Came up with four tackles (all solo) and a 9-yard sack (and tackle for loss) ... It was his first sack of his career ... **at Utah State (Oct. 28)** ... Had a good all-around game at Utah State, making four tackles, 1.5 tackles for loss, a 4-yard sack and a forced fumble ... The 1.5 tackles for loss were a season high, while the forced fumble was the first of his career ... **vs. Hawai'i (Nov. 5)** ... Registered an assisted tackle and two quarterback hurries in extensive time off the bench vs. Hawai'i ... **at Nevada (Nov. 12)** ... Made three stops (one solo) with 0.5 tackles for loss and a quarterback hurry at Nevada.
- **2015 (Sophomore):** Had 15 tackles, four tackles for loss and a quarterback hurry on the season in just six games off the bench ... Came up with two assisted tackles off the bench against San Diego in the opener ... Also added a quarterback hurry ... Had four tackles (two solo) in a reserve role at California ... Had arguably the best game of his career vs. South Alabama, setting career highs in tackles (six) and tackles for loss (2.0) ... Came up with an assisted tackle at Penn State in a reserve role ... Made two tackles - both solo and for a loss - vs. Fresno State ... The two tackles for loss matched a career best ... Logged snaps at Hawai'i, including time on special teams, before injuring his left knee and being forced to miss the rest of the season ... Those games included MW contests at San José State, vs. Utah State, at Colorado State, vs. Wyoming, at UNLV and against Nevada, as well as the MW Championship game vs. Air Force and the Hawai'i Bowl vs. Cincinnati.
- **2014 (Freshman):** Logged his first career snaps in his second season at SDSU ... Had 18 tackles (14 solo), including 2.5 TFL, two sacks and four quarterback hurries in 12 games on the season ... Played in the opener vs. Northern Arizona, but did not record a stat ... Was on the travel squad, but did not play at No. 21/23 North Carolina ... Made his first career tackle, a solo stop, off the bench at Oregon State ... Had a breakout game against UNLV, making two solo stops and his first career sack (and TFL) ... Also had a quarterback hurry ... Had a career-high three stops (all solo) and a quarterback hurry at Fresno State ... Had another good outing at New Mexico, making one tackle, which was a 5-yard sack (and TFL) ... Came up with one tackle off the pine against Hawai'i ... Finished with another solo stop at Nevada in a reserve role ... Tied a career high with three tackles (two solo) off the bench against Idaho with a quarterback hurry ... Made three stops (two solo) and 0.5 TFL at Boise State in another game off the bench ... Also added a quarterback hurry ... Logged snaps against Air Force without finding the stat sheet ... Tied a career high with three tackles (one solo) off the bench against San José State ... Came off the bench vs. Navy in the Poinsettia Bowl, but was left off the stat sheet.
- **2013 (Redshirt):** Redshirted his first season on The Mesa.

- **High School:** Was recruited as a linebacker after also playing as a defensive end and tight end at Mililani High School ... Helped the Trojans to a 10-3 record, including a 5-1 league mark as a senior in 2012 ... Was a first-team all-state pick as a senior ... A first-team all-league pick as a senior and second-team selection in 2011 ... Also an honorable mention all-Hawaii pick ... Was named to the Department of Defense All-America Team in 2011 ... Picked for the ESPN All-Hawaii team in 2011 ... A three-star recruit by Scout.com, ESPN and 247Sports.com ... Received an 80 grade by 247Sports, and was ranked as the 73rd-best tight end in the country and eighth out of all Hawaii recruits (regardless of position) ... Was ranked the 83rd-best defensive end by Scout ... Got a scout grade of 72 by ESPN and was listed at No. 109 of all defensive ends and the 10th-best recruit in Hawaii ... Rivals had him as the ninth-best recruit in Hawaii.
- **Personal:** Dakota Justice Turner was born March 5, 1995, in Camp Lejeune, N.C. ... Son of Larry and Diane Turner ... Also got offers from Army and Weber State, and was shown interest by Arizona State, Colorado, Hawai'i, Nevada, New Mexico State, Oregon, SMU, Utah State, Vanderbilt, Washington and Washington State ... Is majoring in social science.

Turner's Career Statistics

Defense											
Season	GP	GS	UA	A	TT	TFL	Sk	Int.	PBU	FF	FR
2014	12	0	14	4	18	2.5	2.0	0	0	0	0
2015	6	0	6	9	15	4.0	0.0	0	0	0	0
2016	10	0	7	15	22	4.0	2.0	0	1	1	0
Career	28	0	27	28	55	10.5	4.0	0	1	1	0

Rushing						Receiving					
Season	GP	GS	Att.	Yds.	TD	Lg. 100+	No.	Yds.	Avg.	TD	Lg.
2016	10	3	0	0	0	0	0	0	0.0	0	0
Career	10	3	0	0	0	0	0	0	0.0	0	0

Career Highs: Tackles: 7 at South Alabama (10/1/16); Tackles For Loss: 2.0 vs. Fresno State (10/3/15), vs. South Alabama (9/19/15); Sacks: 1.0, four times; Pass Breakups: 1 vs. UNLV (10/8/16); Forced Fumbles: 1 at Utah State (10/28/16).
2016 Highs: Tackles: 7 at South Alabama (10/1/16); Tackles For Loss: 1.5 at Utah State (10/28/16); Sacks: 1.0 at Utah State (10/28/16), vs. San José State (10/21/16); Forced Fumbles: 1 at Utah State (10/28/16).

Turner's Career Game-by-Game

Defensive											
Date	Opponent	GP	GS	UA	A	TT	TFL	Sk.	Int.	PBU	FF FR
A.30.14	Northern Arizona	1	0	0	0	0	0.0	0.0	0	0	0
S.6.14	at 21/23 No. Carolina	--- Did Not Play ---									
S.20.14	at Oregon State	1	0	1	0	1	0.0	0.0	0	0	0
S.27.14	UNLV*	1	0	2	0	2	1.0	1.0	0	0	0
O.3.14	at Fresno State*	1	0	3	0	3	0.0	0.0	0	0	0
O.10.14	at New Mexico*	1	0	1	0	1	1.0	1.0	0	0	0
O.18.14	Hawai'i*	1	0	1	0	1	0.0	0.0	0	0	0
N.1.14	at Nevada*	1	0	1	0	1	0.0	0.0	0	0	0
N.8.14	Idaho	1	0	2	1	3	0.0	0.0	0	0	0
N.15.14	at Boise State*	1	0	2	1	3	0.5	0.0	0	0	0
N.21.14	Air Force*	1	0	0	0	0	0.0	0.0	0	0	0
N.29.14	San José State*	1	0	1	2	3	0.0	0.0	0	0	0
D.23.14	Navy#	1	0	0	0	0	0.0	0.0	0	0	0
S.5.15	San Diego	1	0	0	2	2	0.0	0.0	0	0	0
S.12.15	at California	1	0	2	2	4	0.0	0.0	0	0	0
S.19.15	South Alabama	1	0	2	4	6	2.0	0.0	0	0	0
S.26.15	at Penn State	1	0	0	1	1	0.0	0.0	0	0	0
O.3.15	Fresno State*	1	0	2	0	2	2.0	0.0	0	0	0
O.10.15	at Hawai'i*	1	0	0	0	0	0.0	0.0	0	0	0
O.17.15	at San José State*	--- Did Not Play - Injured ---									
O.23.15	Utah State*	--- Did Not Play - Injured ---									
O.31.15	at Colorado State*	--- Did Not Play - Injured ---									
N.14.15	Wyoming*	--- Did Not Play - Injured ---									
N.21.15	at UNLV*	--- Did Not Play - Injured ---									
N.28.15	Nevada*	--- Did Not Play - Injured ---									
D.5.15	Air Force`	--- Did Not Play - Injured ---									

D.24.15	vs. Cincinnati%	--- Did Not Play - Injured ---										
S.3.16	New Hampshire	1	0	0	0	0	0.0	0.0	0	0	0	0
S.10.16	California	1	0	0	0	0	0.0	0.0	0	0	0	0
S.17.16	at Northern Illinois	1	0	1	0	1	0.0	0.0	0	0	0	0
O.1.16	at South Alabama	1	0	0	7	7	0.0	0.0	0	0	0	0
O.8.16	UNLV*	1	0	0	0	0	0.0	0.0	0	1	0	0
O.14.16	at Fresno State*	1	0	1	3	4	1.0	0.0	0	0	0	0
O.21.16	San José State*	1	0	4	0	4	1.0	1.0	0	0	0	0
O.28.16	at Utah State*	1	0	1	3	4	1.5	1.0	0	0	1	0
N.5.16	Hawai'i*	1	0	0	1	1	0.0	0.0	0	0	0	0
N.12.16	at Nevada*	1	0	1	2	3	0.5	0.0	0	0	0	0

Date	Opponent	Rushing							Receiving		
		GP	GS	Att.	Yds.	Avg.	TD	No.	Yds.	TD	
S.3.16	New Hampshire	1	1	0	0	0.0	0	0	0	0	0
S.10.16	California	1	1	0	0	0.0	0	0	0	0	0
S.17.16	at Northern Illinois	1	1	0	0	0.0	0	0	0	0	0
O.1.16	South Alabama	--- Played on Defense ---									
O.8.16	UNLV*	--- Played on Defense ---									
O.14.16	at Fresno State*	--- Played on Defense ---									
O.21.16	San José State*	--- Played on Defense ---									
O.28.16	at Utah State*	--- Played on Defense ---									
N.5.16	Hawai'i*	--- Played on Defense ---									
N.12.16	at Nevada*	--- Played on Defense ---									

*Bold indicates season high. * - Mountain West game. # - 2014 San Diego County Credit Union Poinsettia Bowl (Qualcomm Stadium; San Diego, Calif.). `` - 2015 Sports Authority Mountain West Championship (Qualcomm Stadium; San Diego, Calif.). % - 2015 Hawai'i Bowl (Aloha Stadium; Honolulu, Hawaii).*

#87 KAHALE WARRING

Tight End • RS-Freshman • 6-6 • 245 • Sonora, Calif. • Sonora HS

- **At San Diego State:** Big tight end who has shown drastic improvement since arriving on campus last fall ... Put on 25 pounds of muscle in one year ... Was listed as the backup on the depth chart at tight end vs. UNLV before suffering a season-ending injury in practice that week.
- **2016 (Freshman):** Played in the team's first four games before the season-ending injury, making two catches - both for touchdowns ... Had two receptions for 17 yards (8.5 avg.) ... vs. **New Hampshire (Sept. 3)** ... Played for the first time of his career in the opener against New Hampshire, but did not make the stat sheet ... vs. **California (Sept. 10)** ... Logged statless time once again vs. California ... **at Northern Illinois (Sept. 17)** ... Caught his first career pass at Northern Illinois, which was a 5-yard touchdown catch on 4th and 2 to put SDSU up, 21-0, early in the second quarter ... **at South Alabama (Oct. 1)** ... Caught a 12-yard touchdown pass to put SDSU up, 24-21, at South Alabama ... It was his second straight game with a catch (and touchdown catch) ... vs. **UNLV (Oct. 8)** ... Did not play against UNLV after injuring his foot in practice during the week ... **at Fresno State (Oct. 14)** ... Did not travel to Fresno State with the foot injury ... vs. **San José State (Oct. 21)** ... Missed his third straight game against San José State with the foot injury ... **at Utah State (Oct. 28)** ... Did not travel to the Utah State game ... vs. **Hawai'i (Nov. 5)** ... Was on the sidelines for the Hawai'i game ... **at Nevada (Nov. 12)** ... Did not travel to Nevada.
- **2015 (Redshirt):** Redshirted his first season at SDSU.
- **High School:** Played just one year of football at Sonora High in Sonora, Calif. ... Earned all-league accolades in his one season, catching 21 balls for 548 yards (26.1 avg.), according to MaxPreps ... Helped the Wildcats to an 11-2 record, including a perfect 6-0 league mark ... Also excelled in basketball, averaging 19.6 points and 10.8 rebounds as a senior, earning the league's MVP award ... Was also an all-conference pick in water polo ... Previously played tennis, and was a member of the cross country and swimming teams.
- **Personal:** Kahale Kuio Kalani Michael Wodehouse Warring was born March 23, 1997, in Sonora, Calif. ... Son of Kahai Wodehouse and Nichole Longeway, and stepson of Lloyd Longeway ... Was also recruited by Nevada and Sacramento State ... Is majoring in business administration.

Warring's Career Statistics

Receiving

Season	GP	GS	Rec.	Yds.	Avg.	Long	TD
2016	4	0	2	17	8.5	12	2
Career	4	0	2	17	8.5	12	2

Career/2016 Highs: Receptions: 1 at South Alabama (10/1/16), at Northern Illinois (9/17/16); Receiving Yards: 12 at South Alabama (10/1/16); Receiving Touchdowns: 1 at South Alabama (10/1/16), at Northern Illinois (9/17/16) **Long Reception:** 12 at South Alabama (10/1/16).

Warring's Career Game-by-Game

Receiving

Date	Opponent	GP	GS	No.	Yds.	Avg.	Lg.	TD	TD Lengths	
S.3.16	New Hampshire	1	0	0	0	0.0	0	0		
S.10.16	California	1	0	0	0	0.0	0	0		
S.17.16	at Northern Illinois	1	0	1	5	5.0	5	1	5	
O.1.16	at South Alabama	1	0	1	12	12.0	12	1	12	
O.8.16	vs. UNLV*	--- Did Not Play - Injured ---								
O.14.16	at Fresno State*	--- Did Not Play - Injured ---								
O.21.16	vs. San José State*	--- Did Not Play - Injured ---								
O.28.16	at Utah State*	--- Did Not Play - Injured ---								
N.5.16	Hawai'i*	--- Did Not Play - Injured ---								
N.12.16	at Nevada*	--- Did Not Play - Injured ---								

*Bold indicates season high. * - Mountain West game.*

#29 JUWAN WASHINGTON

Running Back • RS-Freshman • 5-7 • 190 • Kennedale, Texas • Kennedale HS

- **At San Diego State:** Speedster who is not afraid of contact ... Has a great blend of speed and power ... Is third on a loaded running back depth chart heading into the Wyoming game ... Also sees action in the return game.
- **2016 (Freshman):** Has been named "SDSU's Top Newcomer" by *Lindy's Sports* ... Has played in the team's 10 games in a reserve role, rushing 43 times for 327 yards (7.6 avg.) and four touchdowns, adding two catches for 28 yards (14.0 avg.) and a touchdown, and returning six kicks for 137 yards (22.8 avg.) ... vs. **New Hampshire (Sept. 3)** ... Logged his first career snaps in the opener against New Hampshire, rushing four times for nine yards (2.3 avg.), and seeing time on special teams ... vs. **California (Sept. 10)** ... Rushed four times for 28 yards (7.0) with a long of 11 yards against California ... **at Northern Illinois (Sept. 17)** ... Did not get any carries at Northern Illinois, but returned three kicks for 93 yards (31.0 avg.), including a long of 53 yards ... **at South Alabama (Oct. 1)** ... Logged statless time at South Alabama ... vs. **UNLV (Oct. 8)** ... Rushed five times for 13 yards against UNLV, averaging 2.6 yards per carry and returned a kick for 15 yards ... **at Fresno State (Oct. 14)** ... Did not record a stat in action at Fresno State ... vs. **San José State (Oct. 21)** ... Rushed for 22 yards on six carries with a season-long of 12 yards and caught his first pass as an Aztec for four yards ... **at Utah State (Oct. 28)** ... Rushed 14 times for 137 yards (9.8 avg.) and two touchdowns at Utah State ... It was his first career 100-yard rushing game (76th Aztec with a 100-yard game in school history) ... Set career highs in rushing yards, touchdowns, carries and long rush (64 yards) ... Scored his first two career touchdowns ... vs. **Hawai'i (Nov. 5)** ... Rushed five times for 48 yards (9.6 avg.) and a touchdown and added a 24-yard touchdown catch in time against Hawai'i ... It was his first career touchdown catch ... Had multiple touchdowns for the second straight game ... Set career highs in receptions (1, tied), receiving yards (24) and long reception (24 yards) ... **at Nevada (Nov. 12)** ... Rushed five times for 70 yards (14.0 avg.) and a touchdown at Nevada with a long of 45 yards ... Now has five touchdowns (four rushing, one receiving), all over the past three games ... Also returned two short kicks for 29 yards (14.5 avg.).
- **2015 (Redshirt):** Redshirted his first season at SDSU.
- **High School:** Racked up big numbers at Kennedale High School, where he won three varsity letters ... Rushed for 5,139 yards and 75 touchdowns with an average of 9.5 yards per carry during his career, according to MaxPreps ... Eclipsed the 300-yard mark five times in 24 games as a prep ... Also combined for 836 yards on kickoff returns ... Earned second-team all-state honors after running for 2,695 yards and 39 scores during his senior season, leading the Wildcats to a 12-1 overall record and an appearance in the UIL Conference 4A Regionals ... Rated as a three-star recruit by Scout, 247sports and ESPN, and a two-star recruit by Rivals ... Earned a grade of 82 by 247sports and a 74 from ESPN.

• **Personal:** Juwan Xavier Washington was born Nov. 19, 1996, in Fort Worth, Texas ... Son of Katrina Smith ... Picked SDSU over other offers from Houston, Arkansas State, Louisiana-Monroe and Texas State ... Also received recruiting interest from numerous other schools, including Arkansas, Baylor, Brigham Young, Duke, Kansas State, Minnesota, Notre Dame, Oklahoma, TCU and USC, among others ... Is majoring in kinesiology with an emphasis in fitness.

Washington's Career Statistics

Season	GP	GS	Rushing				Receiving					
			Att.	Yds.	TD	Lg.	No.	Yds.	Avg.	TD	Lg.	
2016	10	0	43	327	4	64	1	2	28	14.0	1	24
Career	10	0	43	327	4	64	1	2	28	14.0	1	24

Kick Returns

Season	GP	GS	No.	Yds.	Avg.	Long	TD	All-Purpose	
								Total Yds/Gm.	Avg.
2016	10	0	4	108	27.0	53	0	492	49.2
Career	10	0	4	108	27.0	53	0	492	49.2

Career/2016 Highs: Carries: 14 at Utah State (10/28/16); Rushing Yards: 137 at Utah State (10/28/16); Rushing Touchdowns: 2 at Utah State (10/28/16); Long Rush: 64 at Utah State (10/28/16); Receptions: 1 vs. Hawai'i (11/5/16), vs. San José State (10/21/16); Receiving Yards: 24 vs. Hawai'i (11/5/16); Receiving Touchdowns: 1 vs. Hawai'i (11/5/16); Long Reception: 24 vs. Hawai'i (11/5/16); Kick Returns: 3 at Northern Illinois (9/17/16); Kick Return Yards: 93 at Northern Illinois (9/17/16); Long Kick Return: 53 at Northern Illinois (9/17/16).

Washington's Career Game-by-Game

Date	Opponent	GP	GS	Rushing				Receiving			
				Att.	Yds.	Avg.	TD	No.	Yds.	TD	Lg.
S.3.16	New Hampshire	1	0	4	9	2.3	0	0	0	0	0
S.10.16	California	1	0	4	28	7.0	0	0	0	0	0
S.17.16	at Northern Illinois	1	0	0	0	0.0	0	0	0	0	0
O.1.16	at South Alabama	1	0	0	0	0.0	0	0	0	0	0
O.8.16	UNLV*	1	0	5	13	2.6	0	0	0	0	0
O.14.16	at Fresno State*	1	0	0	0	0.0	0	0	0	0	0
O.21.16	San José State*	1	0	6	22	3.7	0	1	4	0	0
O.28.16	at Utah State*	1	0	14	137	9.8	2	0	0	0	0
N.5.16	Hawai'i*	1	0	5	48	9.6	1	1	24	24	0
N.12.16	at Nevada*	1	0	5	70	14.0	1	0	0	0	0

Kick Returns

Date	Opponent	GP	GS	No.	Yds.	Avg.	Lg.	TD	TD Lengths
S.10.16	California	1	0	0	0	0.0	0	0	
S.17.16	at Northern Illinois	1	0	3	93	31.0	53	0	
O.1.16	at South Alabama	1	0	0	0	0.0	0	0	
O.8.16	UNLV*	1	0	1	15	15.0	15	0	
O.14.16	at Fresno State*	1	0	0	0	0.0	0	0	
O.21.16	San José State*	1	0	0	0	0.0	0	0	
O.28.16	at Utah State*	1	0	0	0	0.0	0	0	
N.5.16	Hawai'i*	1	0	0	0	0.0	0	0	
N.12.16	at Nevada*	1	0	0	0	0.0	0	0	

*Bold indicates season high. * - Mountain West game. GS - * in this category the player was on the field the first time San Diego State was in the kick return formation.*

#88 DAVID WELLS

Tight End • Junior • 6-5 • 255 • Clovis, Calif. • Clovis North HS

• **At San Diego State:** Tall, big body, who has great hands ... Worked up to No. 2 at tight end for the first time of his career at Nevada in the eighth game of the 2014 season, where he was until the offseason, when starter Daniel Brunskill moved to right tackle ... Has started every game since.

• **2016 (Junior):** Has 17 catches for 185 yards (10.9 avg.) and three touchdowns in 10 starts on the year ... Also has a 2-point conversion reception and a tackle on special teams ... **vs. New Hampshire (Sept. 3)** ... Earned his first career start in the opener against New Hampshire, where he made an 8-yard catch ... **vs. California (Sept. 10)** ... Had a 6-yard grab in another start vs. California ... **at Northern Illinois (Sept. 17)** ... Came up with a 11-yard reception in a third straight start at Northern Illinois ... **at South Alabama (Oct. 1)** ... Had

a then career-high two catches for a then career-best 21 yards (10.5 avg.) at South Alabama ... Had a then career-long 13-yard grab ... Also caught a 2-point conversion to put SDSU up, 24-21 ... **vs. UNLV (Oct. 8)** ... Did not appear on the stat sheet in another start vs. UNLV ... **at Fresno State (Oct. 14)** ... Had three receptions for 30 yards (10.0 avg.) in a start at Fresno State, just minutes away from his hometown of Clovis, Calif. ... Included in the three catches was a 14-yard grab ... **vs. San José State (Oct. 21)** ... Posted career highs of five catches and 62 yards while grabbing his first collegiate touchdown against San José State ... Pulled down a career-long 24-yard reception in the first quarter ... The five catches were the most by an Aztec tight end since Gavin Escobar hauled in six vs. Wyoming on Nov. 24, 2012 ... The 62 receiving yards were also the most for an SDSU tight end since Escobar totaled 108 vs. UNLV on Oct. 27, 2012 ... **at Utah State (Oct. 28)** ... Made a catch in another start at Utah State for a loss of one yard ... **vs. Hawai'i (Nov. 5)** ... Had a 13-yard touchdown catch in a start against Hawai'i ... The touchdown put SDSU up, 7-0 ... **at Nevada (Nov. 12)** ... Had two receptions for 35 yards (17.5 avg.) in a start at Nevada ... It was his second straight game with a touchdown catch and third of his career (all over the last four games).

• **2015 (Sophomore):** Played in the team's only 14 games off the bench ... Had four catches for 22 yards (5.5 avg.) and a tackle on special teams ... Had his first career catch, a 10-yarder, in the opener vs. San Diego ... Also saw time on three special teams units - kick return, punt and PAT/field goal ... Played again at California and vs. South Alabama, but did not record a stat ... Logged statless time against South Alabama ... Made a tackle on special teams at Penn State ... Played again vs. Fresno State, at Hawai'i, at San José State and against Utah State, but did not record a stat ... Caught a 4-yard pass on 3rd and 4 early in the third quarter at Colorado State ... SDSU would eventually score a touchdown on the drive to take a 20-10 lead ... Did not record a stat in action against Wyoming ... Made a 2-yard grab at UNLV in a reserve role ... Had a 6-yard catch against Nevada ... Did not record a stat in playing time vs. Air Force in the MW Championship game and against Cincinnati in the Hawai'i Bowl.

• **2014 (Freshman):** Played in 12 of the team's 13 games, mostly on special teams, without recording a stat ... Did not play in the opener against Northern Arizona ... Made his collegiate debut at No. 21/23 North Carolina, but did not find the stat sheet ... Played again at Oregon State, vs. UNLV, at Fresno State, at New Mexico, vs. Hawai'i, at Nevada, against Idaho, at Boise State, vs. Air Force, vs. San José State and in the Poinsettia Bowl vs. Navy, all without making the stat sheet.

• **2013 (Redshirt):** Was on the travel squad early in the 2013 season, but ended up utilizing his redshirt campaign.

• **High School:** Former quarterback who switched over to tight end late in his high school career ... Helped lead Clovis North High School to a CIF Central Section Division I championship and 12-2 record in 2012, recording 60 catches for 1,188 yards (19.8 avg.) and 10 touchdowns ... Was the tight end MVP at the 2012 Five-Star Showcase in Los Angeles ... A first-team all-league pick and first-team all-Valley selection as a senior ... A three-star recruit by *Rivals.com*, and a two-star recruit by both *Scout.com* and *247Sports.com* ... Among tight ends in the country, was ranked 83rd by Scout and 105th by 247Sports ... Was also a forward on the basketball team and a pitcher with the baseball squad ... Helped the basketball team to a section championship.

• **Personal:** David Edward Wells was born May 2, 1995, in Fresno, Calif. ... Son of Bryan and Shari Wells ... Also received offers from Fresno State, Iowa State and Nevada and had interest from Colorado State, Utah and Utah State ... Is majoring in communication with a concentration in liberal arts.

Wells' Career Statistics

Receiving

Season	GP	GS	Rec.	Yds.	Avg.	Long	TD
2014	12	0	0	0	0.0	0	0
2015	14	0	4	22	5.5	10	0
2016	10	10	17	185	10.9	24	3
Career	36	10	21	207	9.9	24	3

Career Highs: Receptions: 5 vs. San José State (10/21/16); Receiving Yards: 62 vs. San José State (10/21/16); Long Reception: 24 vs. San José State (10/21/16); Receiving Touchdowns: 1 at Nevada (11/12/16), vs. Hawai'i (11/5/16), vs. San José State (10/21/16); Tackles: 1 at South Alabama (10/1/16), at Penn State (9/26/15).

2016 Highs: Receptions: 5 vs. San José State (10/21/16); Receiving Yards: 62 vs. San José State (10/21/16); Long Reception: 24 vs. San José State (10/21/16); Receiving Touchdowns: 1 at Nevada (11/12/16), vs. Hawai'i (11/5/16), vs. San José State (10/21/16); Tackles: 1 at South Alabama (10/1/16).

Wells' Career Game-by-Game

Receiving

Date	Opponent	GP	GS	No.	Yds.	Avg.	Lg.	TD	TD Lengths
A.30.14	Northern Arizona	--- Did Not Play ---							
S.6.14	at 21/23 No. Carolina	1	0	0	0	0.0	0	0	
S.20.14	at Oregon State	1	0	0	0	0.0	0	0	
S.27.14	UNLV*	1	0	0	0	0.0	0	0	
O.3.14	at Fresno State*	1	0	0	0	0.0	0	0	
O.10.14	at New Mexico*	1	0	0	0	0.0	0	0	
O.18.14	Hawai'i*	1	0	0	0	0.0	0	0	
N.1.14	at Nevada*	1	0	0	0	0.0	0	0	
N.8.14	Idaho	1	0	0	0	0.0	0	0	
N.15.14	at Boise State*	1	0	0	0	0.0	0	0	
N.21.14	Air Force*	1	0	0	0	0.0	0	0	
N.29.14	San José State*	1	0	0	0	0.0	0	0	
D.23.14	Navy#	1	0	0	0	0.0	0	0	
S.5.15	San Diego	1	0	1	10	10.0	10	0	
S.12.15	at California	1	0	0	0	0.0	0	0	
S.19.15	South Alabama	1	0	0	0	0.0	0	0	
S.26.15	at Penn State	1	0	0	0	0.0	0	0	
O.3.15	Fresno State*	1	0	0	0	0.0	0	0	
O.10.15	at Hawai'i*	1	0	0	0	0.0	0	0	
O.17.15	at San José State*	1	0	0	0	0.0	0	0	
O.23.15	Utah State*	1	0	0	0	0.0	0	0	
O.31.15	at Colorado State*	1	0	1	4	4.0	4	0	
N.14.15	Wyoming*	1	0	0	0	0.0	0	0	
N.21.15	at UNLV*	1	0	1	2	2.0	2	0	
N.28.15	Nevada*	1	0	1	6	6.0	6	0	
D.5.15	Air Force``	1	0	0	0	0.0	0	0	
D.24.15	vs. Cincinnati%	1	0	0	0	0.0	0	0	
S.3.16	New Hampshire	1	1	1	8	8.0	8	0	
S.10.16	California	1	1	1	6	6.0	6	0	
S.17.16	at Northern Illinois	1	1	1	11	11.0	11	0	
O.1.16	at South Alabama	1	1	2	21	10.5	13	0	
O.8.16	UNLV*	1	1	0	0	0.0	0	0	
O.14.16	at Fresno State*	1	1	3	30	10.0	14	0	
O.21.16	San José State	1	1	5	62	12.4	24	1	4
O.28.16	at Utah State*	1	1	1	-1	-1.0	-1	0	
N.5.16	Hawai'i*	1	1	1	13	13.0	13	1	13
N.12.16	at Nevada*	1	1	2	35	17.5	18	1	18

*Bold indicates season high. * - Mountain West game. # - 2014 San Diego County Credit Union Poinsettia Bowl (Qualcomm Stadium; San Diego, Calif.). `` - 2015 Sports Authority Mountain West Championship (Qualcomm Stadium; San Diego, Calif.). % - 2015 Hawai'i Bowl (Aloha Stadium; Honolulu, Hawaii).*

#27 KYREE WOODS

Cornerback • TR-Freshman • 6-0 • 175 • Mesa, Ariz. • Chandler HS

- **At San Diego State:** True freshman, who is on the depth chart for the second time of his career, backing up Ron Smith at left cornerback heading into the Wyoming game.
- **2016 (True Freshman):** Has one tackle in three games this year, which went down as a 10-yard sack (and tackle for loss) ... **vs. New Hampshire (Sept. 3)** ... Did not play in the opener vs. New Hampshire ... **vs. California (Sept. 10)** ... Also did not play vs. California ... **at Northern Illinois (Sept. 17)** ... Did not travel to Northern Illinois ... **at South Alabama (Oct. 1)** ... Also did not travel to South Alabama ... **vs. UNLV (Oct. 8)** ... Did not play once again vs. UNLV ... **at Fresno State (Oct. 14)** ... Did not travel to Fresno State ... **vs. San José State (Oct. 21)** ... Was on the travel roster for the first time of his career against San José State, but did not play ... **at Utah State (Oct. 28)** ... Logged the first playing time of his career at Utah State without making the stat sheet ... **vs. Hawai'i (Nov. 5)** ... Logged snaps late against Hawai'i, sacking UH quarterback Dru Brown for a 10-yard loss on 4th and 5, keeping SDSU's 55-0 shutout intact ... **at Nevada (Nov. 12)** ... Did not find the stat sheet in playing time at Nevada.
- **High School:** A two-year letterwinner at Chandler High School in Mesa, Ariz., the same high school that former Aztec and 2014 all-MW punt returner Lloyd Mills attended ... Helped the

Wolves go 24-4 (.857) over the past two years, including a 9-1 record in league play ... Chandler HS finished first in the state in 2014 and second in 2015 ... Recorded 130 tackles, four interceptions and nine pass deflections over his two seasons, including 85 stops, two interceptions, a touchdown and six pass deflections as a senior in 2015 ... Was an all-state, all-section and all-district selection ... A three-star recruit by 247sports and ESPN, and a two-star recruit by Rivals and Scout ... Received a grade of 81 by 247sports and a grade of 71 by ESPN ... Was picked as the 13th-best recruit in Arizona by ESPN and the 17th best by 247sports ... Also played basketball and competed in track and field at Chandler High School ... A member of the National Honor Society.

- **Personal:** Kyree Damon Woods was born Feb. 2, 1998, in Mesa, Ariz. ... Picked the Aztecs over other offers from Brown, Cornell, Nevada, New Mexico State, UNLV and Utah State ... Also received interest from Boise State, Boston College, California, Colorado, Northwestern, Oregon, Washington State and Wyoming ... Is majoring in business administration with an emphasis in marketing.

Woods' Career Statistics

Season	GP	GS	UA	A	TT	TFL	Sk	Int.	PBU	FF	FR
2016	3	0	1	0	1	1.0	1.0	0	0	0	0
Career	3	0	1	0	1	1.0	1.0	0	0	0	0

Career/2016 Highs: Tackles: 1 vs. Hawai'i (11/5/16); Tackles For Loss: 1.0 vs. Hawai'i (11/5/16); Sacks: 1.0 vs. Hawai'i (11/5/16).

Woods' Career Game-by-Game

Date	Opponent	GP	GS	UA	A	TT	TFL	Sk.	Int.	PBU	FF	FR
S.3.16	New Hampshire	--- Did Not Play ---										
S.10.16	California	--- Did Not Play ---										
S.17.16	at Northern Illinois	--- Did Not Play ---										
O.1.16	at South Alabama	--- Did Not Play ---										
O.8.16	UNLV*	--- Did Not Play ---										
O.14.16	at Fresno State*	--- Did Not Play ---										
O.21.16	San José State*	--- Did Not Play ---										
O.28.16	at Utah State*	1	0	0	0	0	0.0	0.0	0	0	0	0
N.5.16	Hawai'i*	1	0	1	0	1	1.0	1.0	0	0	0	0
N.12.16	at Nevada*	1	0	0	0	0	0.0	0.0	0	0	0	0

*Bold indicates season high. * - Mountain West game.*

#43 AUSTIN WYATT-THAYER

Linebacker • Senior • 6-5 • 230 • Paradise, Calif. • Sierra College

- **At San Diego State:** Big, athletic body who has worked himself into the two-deep after a solid fall camp in 2015 ... Is slated as the co-starter at outside linebacker in 2016 after starting the 2015 finale vs. Cincinnati for the first time of his career and again vs. California in the second game this year.
- **2016 (Senior):** Has played in all 10 games this year, starting once ... Has 22 tackles (11 solo) ... Also has 3.5 sacks (second on the team) for 18 yards and 3.5 tackles for loss ... **vs. New Hampshire (Sept. 3)** ... Came off the bench in the opener vs. New Hampshire, where he made two tackles (one solo) ... **vs. California (Sept. 10)** ... Came up with two solo stops in his first start of the season vs. California ... **at Northern Illinois (Sept. 17)** ... Did not find the stat sheet off the bench against Northern Illinois ... **at South Alabama (Oct. 1)** ... Had a career-high eight tackles (three solo) in a reserve role at South Alabama after coming into the game with just four tackles through the first three contests ... **vs. UNLV (Oct. 8)** ... Had two tackles off the bench against UNLV, including a 9-yard sack (and tackle for loss) ... The sack and TFL were the first of his career ... **at Fresno State (Oct. 14)** ... Had an assisted stop at Fresno State ... **vs. San José State (Oct. 21)** Finished with two tackles, two tackles for loss and a career-high two sacks against San José State ... **at Utah State (Oct. 28)** ... Made four stops at Utah State, while also recording a half sack (and TFL) for three yards ... **vs. Hawai'i (Nov. 5)** ... Made one solo tackle in a reserve role against Hawai'i ... **at Nevada (Nov. 12)** ... Did not find the stat sheet in time at Nevada.
- **2015 (Junior):** Played in 12 of the team's 14 games, starting one, while making 11 tackles (nine solo) with a quarterback hurry ... Saw his first action at the Division I level against San Diego in the opener, but did not record a stat ... Made his first career tackle at the Division I level at California, making a solo stop ... Played statless time against South Alabama ... Did not play at Penn State or vs. Fresno State, but was on the travel squad ... Logged time at Hawai'i and at San José State without finding the stat sheet ... Had a solo stop against Utah State ...

Had a good game at Colorado State with two tackles (one solo) and a quarterback hurry ... Had two solo stops off the pine against Wyoming ... Had a career-high three stops (all solo) at UNLV in extended playing time with the Aztecs winning, 52-14 ... Played off the pine vs. Nevada, but did not record a stat ... Also logged statless time on special teams vs. Air Force in the Mountain West Championship ... Earned his first career start against Cincinnati in the Hawai'i Bowl, logging two tackles (one solo).

- **2013-14 (at Sierra College):** Played two seasons at Sierra College in Rocklin, Calif., where he twice earned all-NorCal League honors and served as team captain ... Received first-team All-America recognition as a freshman and was an all-California Region I selection ... Finished second in the state in 2013 with 119 tackles, including 70 solo stops ... Also posted four sacks to go with one interception and one fumble recovery.
- **High School:** Won three varsity letters as a prep at Paradise High School ... Garnered all-Eastern Athletic League accolades on four occasions, including three at free safety and one at wide receiver ... Registered 101 tackles, three interceptions and 17 passes defended during his senior campaign ... Starred on offense as well, catching 30 passes for 541 yards and nine touchdowns ... Was a three-star recruit by Rivals ... Was a three-star recruit out of high school by Rivals, 247sports and ESPN ... Also competed in basketball and track as a prep.
- **Personal:** Austin Corey Wyatt was born Nov. 17, 1992, in Sacramento, Calif. ... Son of John Wyatt and Krista Thayer, and is the stepson of Bob Thayer ... Chose the Aztecs over the likes of Fresno State, Hawai'i, Nevada, Utah State and Wyoming, according to official offers from Rivals ... Is majoring in psychology.

Wyatt-Thayer's Career Statistics

Season	GP	GS	UA	A	TT	TFL	Sk	Int.	PBU	FF	FR
2015	12	1	9	2	11	0.0	0.0	0	0	0	0
2016	10	1	11	11	22	3.5	3.5	0	0	0	0
Career	22	2	20	13	33	3.5	3.5	0	0	0	0

Career/2016 Highs: Tackles: 8 at South Alabama (10/1/16); Sacks: 2.0 vs. San José State (10/21/16); Tackles For Loss: 2.0 vs. San José State (10/21/16)

Wyatt-Thayer's Career Game-by-Game

Date	Opponent	GP	GS	UA	A	TT	TFL	Sk.	Int.	PBU	FF	FR
S.5.15	San Diego	1	0	0	0	0	0.0	0.0	0	0	0	0
S.12.15	at California	1	0	1	0	1	0.0	0.0	0	0	0	0
S.19.15	South Alabama	1	0	0	0	0	0.0	0.0	0	0	0	0
S.26.15	at Penn State	--- Did Not Play ---										
O.3.15	Fresno State*	--- Did Not Play ---										
O.10.15	at Hawai'i*	1	0	0	0	0	0.0	0.0	0	0	0	0
O.17.15	at San José State*	1	0	0	0	0	0.0	0.0	0	0	0	0
O.23.15	Utah State*	1	0	1	0	1	0.0	0.0	0	0	0	0
O.31.15	at Colorado State*	1	0	1	1	2	0.0	0.0	0	0	0	0
N.14.15	Wyoming*	1	0	2	0	2	0.0	0.0	0	0	0	0
N.21.15	at UNLV*	1	0	3	0	3	0.0	0.0	0	0	0	0
N.28.15	Nevada*	1	0	0	0	0	0.0	0.0	0	0	0	0
D.5.15	Air Force``	1	0	0	0	0	0.0	0.0	0	0	0	0
D.24.15	vs. Cincinnati%	1	1	1	1	1	0.0	0.0	0	0	0	0
S.3.16	New Hampshire	1	0	1	1	2	0.0	0.0	0	0	0	0
S.10.16	California	1	1	2	0	2	0.0	0.0	0	0	0	0
S.17.16	at Northern Illinois	1	0	0	0	0	0.0	0.0	0	0	0	0
O.1.16	at South Alabama	1	0	3	5	8	0.0	0.0	0	0	0	0
O.8.16	UNLV*	1	0	1	1	2	1.0	1.0	0	0	0	0
O.14.16	at Fresno State*	1	0	0	1	1	0.0	0.0	0	0	0	0
O.21.16	San José State*	1	0	2	0	2	2.0	2.0	0	0	0	0
O.28.16	at Utah State*	1	0	1	3	4	0.5	0.5	0	0	0	0
N.5.16	Hawai'i*	1	0	1	0	1	0.0	0.0	0	0	0	0
N.12.16	at Nevada*	1	0	0	0	0	0.0	0.0	0	0	0	0

*Bold indicates season high. * - Mountain West game. `` - 2015 Sports Authority Mountain West Championship (Qualcomm Stadium; San Diego, Calif.). % - 2015 Hawai'i Bowl (Aloha Stadium; Honolulu, Hawaii).*

SAN DIEGO STATE, 2016 STATISTICS

Overall: 9-1

MW: 6-0

Home: 5-0

Road: 4-1

Neutral: 0-0

2016 Schedule & Results

Date	Opponent	SDSU Rk.	Opp. Rk.	TV	Site	Time/Result	Attend.	Top SDSU Rusher	Top SDSU Passer	Top SDSU Receiver	Top SDSU Tackler
Sept. 3	New Hampshire	rv/rv	--		San Diego	W, 31-0	46,486	Pumphrey (21-98-1)	Chapman (16-25-0, 283)	Holder (4-160-2)	Munson (11)
Sept. 10	California	rv/rv	--	CBSSN	San Diego	W, 45-40	42,473	Pumphrey (29-280-3)	Chapman (14-23-1, 129)	Judge (4-47-0)	Munson (14)
Sept. 17	at Northern Illinois	22/rv	--	CBSSN	DeKalb, Ill.	W, 42-28	14,513	Pumphrey (23-220-3)	Chapman (11-19-1, 126)	Holder (4-67-1)	Smith (10)
Oct. 1	at South Alabama	19/24	--	ESPNNews	Mobile, Ala.	L, 24-48	14,741	Pumphrey (25-151-1)	Chapman (13-22-0, 159)	Judge (3-43-0)	Munson (9)
Oct. 8	UNLV*	rv/rv	--	ESPNU	San Diego	W, 26-7	33,296	Pumphrey (31-141-1)	Chapman (15-20-0, 215)	Pumphrey (7-57-0)	Babiash/Kazee/Munson (5)
Oct. 14	at Fresno State*	rv/rv	--	CBSSN	Fresno, Calif.	W, 17-3	24,731	Pumphrey (38-220-2)	Chapman (7-12-0, 72)	Wells (3-30-0)	Munson (10)
Oct. 21	San José State*	rv/rv	--	ESPN2	San Diego	W, 42-3	25,613	Pumphrey (24-135-2)	Chapman (13-18-1, 167)	Wells (5-62-1)	Montgomery (7)
Oct. 28	at Utah State*	rv/rv	--	CBSSN	Logan, Utah	W, 40-13	17,332	Pumphrey (32-223-0)	Chapman (4-9-0, 14)	4 tied at 1	Lakalaka (6)
Nov. 5	Hawaii*	rv/rv	--	CBSSN	San Diego	W, 55-0	41,644	Pumphrey (21-112-0)	Chapman (7-15-1, 76)	Holder (2-23-0)	Munson (8)
Nov. 12	at Nevada*	rv/rv	--	CBSSN	Reno, Nev.	W, 46-16	16,730	Penny (10-208-2)	Chapman (11-16-0, 146)	Holder (4-45-1)	Baldwin (9)
Nov. 19	at Wyoming*	24/25	--	CBSSN	Laramie, Wyo.	--	--	--	--	--	--
Nov. 26	Colorado State*		--	CBSSN	San Diego	--	--	--	--	--	--

Rankings listed (AP/USA Today). * - Mountain West Game.

TEAM STATISTICS

	SDSU	OPP
SCORING	368	152
Points Per Game	36.8	15.2
Points Off Turnovers	91	20
FIRST DOWNS	216	155
Rushing	137	54
Passing	66	85
Penalty	13	16
RUSHING YARDAGE	2,939	864
Yards gained rushing	3,194	1,100
Yards lost rushing	255	236
Rushing Attempts	476	309
Average Per Rush	6.2	2.8
Average Per Game	293.9	86.4
TDs Rushing	27	4
PASSING YARDAGE	1,416	1,961
Comp-Att-Int	113-183-4	174-333-19
Average Per Pass	7.7	5.9
Average Per Catch	12.5	11.3
Average Per Game	141.6	196.1
TDs Passing	15	14
TOTAL OFFENSE	4,355	2,825
Total Plays	659	642
Average Per Play	6.6	4.4
Average Per Game	435.5	282.5
KICK RETURNS: #-Yards	18-459	48-973
PUNT RETURNS: #-Yards	22-238	13-70
INT RETURNS: #-Yards	19-233	4-25
KICK RETURN AVERAGE	25.5	20.3
PUNT RETURN AVERAGE	10.8	5.4
INT RETURN AVERAGE	12.3	6.2
FUMBLES-LOST	11-5	8-2
PENALTIES-Yards	75-655	57-533
Average Per Game	65.5	53.3
PUNTS-Yards	41-1,677	66-2,766
Average Per Punt	40.9	41.9
Net punt average	37.2	37.4
KICKOFFS-Yards	70-4,371	33-1,863
Average Per Kick	62.4	56.5
Net kick average	41.8	35.0
TIME OF POSSESSION/Game	32:39	27:21
3RD-DOWN Conversions	52/120	54/152
3rd-Down Pct	43%	36%
4TH-DOWN Conversions	5/10	7/18
4th-Down Pct	50%	39%
SACKS BY-Yards	25-157	19-115
MISC YARDS	0	24
TOUCHDOWNS SCORED	47	20
FIELD GOALS-ATTEMPTS	14-16	4-4
ON-SIDE KICKS	0-0	1-1
RED-ZONE SCORES	(31-34) 91%	(11-15) 73%
RED-ZONE TOUCHDOWNS	(24-34) 71%	(9-15) 60%
PAT-ATTEMPTS	(42-44) 95%	(18-19) 95%
ATTENDANCE	189,512	88,047
Games/Avg Per Game	5/37,902	5/17,609
Neutral Site Games		0/0

SCORE BY QUARTER	1st	2nd	3rd	4th	OT	Total
San Diego State	102	111	83	72	-	368
Opponents	42	24	36	50	-	151

RUSHING

Player	G	Att.	Gain	Loss	Net	Avg.	TD	Long	YPG	100+	Hi Gm
PUMPHREY, Donnel	10	270	1,817	38	1,779	6.6	14	79	177.9	9	281
PENNY, Rashaad	10	101	799	15	784	7.8	9	73	78.4	4	208
WASHINGTON, Juwan	10	43	340	13	327	7.6	4	64	32.7	1	137
TRUXTON, Quest	10	2	44	0	44	22.0	0	23	4.4	0	23
CHAPMAN, Christian	10	46	164	133	31	0.7	0	18	3.1	0	31
AGNEW, Ryan	6	2	26	0	26	13.0	0	23	4.3	0	23
BAWDEN, Nick	9	1	4	0	4	4.0	0	0	0.4	0	4
TEAM	7	11	0	56	-56	-5.1	0	0	-8.0	0	0
SDSU TOTALS	10	476	3,194	255	2,939	6.2	27	79	293.9	14	281
OPPONENTS	10	309	1,100	236	864	2.8	4	28	86.4	0	72

PASSING

Player	G	Effic.	Cmp.	Att.	Int.	Pct.	Yds.	TD	Long	YPG
CHAPMAN, Christian	10	150.28	111	179	4	62.0	1,387	15	86	138.7
AGNEW, Ryan	6	221.80	2	2	0	100.0	29	0	21	4.8
TEAM	7	0.00	0	1	0	0.0	0	0	0	0.0
PUMPHREY, Donnel	10	0.00	0	1	0	0.0	0	0	0	0.0
SDSU TOTALS	10	149.42	113	183	4	61.7	1,416	15	86	141.6
OPPONENTS	10	104.18	174	333	19	52.3	1,961	14	79	196.1

RECEIVING

Player	G	No.	Yds.	Avg.	TD	Long	YPG	100+	Hi Re.	Hi Yd.
HOLDER, Mikah	9	21	426	20.3	4	86	47.3	1	4	160
PUMPHREY, Donnel	10	20	145	7.2	0	26	14.5	0	7	57
WELLS, David	10	17	185	10.9	3	24	18.5	0	5	62
JUDGE, Eric	10	14	165	11.8	0	27	16.5	0	5	54
PENNY, Rashaad	10	11	201	18.3	3	41	20.1	0	2	64
BAWDEN, Nick	9	10	84	8.4	0	19	9.3	0	2	23
TRUXTON, Quest	10	7	89	12.7	2	20	8.9	0	2	20
ANDERSON, Curtis	10	4	19	4.8	0	6	1.9	0	1	6
WASHINGTON, Juwan	10	2	28	14.0	1	24	2.8	0	1	24
HOUSTON, Parker	6	2	19	9.5	0	14	3.2	0	1	14
WARRING, Kahale	4	2	17	8.5	2	12	4.2	0	1	12
FAVREAU, Chase	8	2	17	8.5	0	9	2.1	0	1	9
RICHARDSON, Darryl	10	1	21	21.0	0	21	2.1	0	1	21
SDSU TOTALS	10	113	1,416	12.5	15	86	141.6	1	7	160
OPPONENTS	10	174	1,961	11.3	14	79	196.1	1	14	190

TOTAL OFFENSE

Player	G	Plays	Rush	Pass	Total	YPG
PUMPHREY, Donnel	10	271	1,779	0	1,779	177.9
CHAPMAN, Christian	10	225	31	1,387	1,418	141.8
PENNY, Rashaad	10	101	784	0	784	78.4
WASHINGTON, Juwan	10	43	327	0	327	32.7
AGNEW, Ryan	6	4	26	29	55	9.2
TRUXTON, Quest	10	2	44	0	44	4.4
BAWDEN, Nick	9	1	4	0	4	0.4
TEAM	7	12	-56	0	-56	-8.0
SDSU TOTALS	10	659	2,939	1,416	4,355	435.5
OPPONENTS	10	642	864	1,961	2,825	282.5

SAN DIEGO STATE, 2016 STATISTICS, cont.

PUNT RETURNS

Player	No.	Yards	Avg.	TD	Long
TRUXTON, Quest	22	238	10.8	0	41
SDSU TOTALS	22	238	10.8	0	41
OPPONENTS	13	70	5.4	0	19

KICKOFF RETURNS

Player	No.	Yards	Avg.	TD	Long
PENNY, Rashaad	7	255	36.4	1	100
WASHINGTON, Juwan	6	137	22.8	0	53
TRUXTON, Quest	4	61	15.2	0	20
PUMPHREY, Donnel	1	6	6.0	0	6
SDSU TOTALS	18	459	25.5	1	100
OPPONENTS	48	973	20.3	0	35

INTERCEPTION RETURNS

Player	No.	Yards	Avg.	TD	Long
KAZEE, Damontae	5	112	22.4	1	54
KELLY, Kameron	3	26	8.7	0	20
BABIASH, Derek	3	0	0.0	0	0
SMITH, Ron	2	23	11.5	1	14
LAKALAKA, Ronley	2	20	10.0	1	11
SMITH, Malik	1	28	28.0	1	28
BALDWIN, Parker	1	14	14.0	0	14
LOMAX, Trey	1	10	10.0	0	10
MCGEE, Na'im	1	0	0.0	0	0
SDSU TOTALS	19	233	12.3	4	54
OPPONENTS	4	25	6.2	0	16

FUMBLE RETURNS

Player	No.	Yards	Avg.	TD	Long
SDSU TOTALS	0	0	0.0	0	0
OPPONENTS	2	100	50.0	2	80

PUNTING

Player	No.	Yds.	Avg.	(NET)					Yds.	Avg.
				TB	120	50+	Blk.			
BLAIN, Tanner	41	1,677	40.9	57	4	18	8	0	1,527	37.2
SDSU TOTALS	41	1,677	40.9	57	4	18	8	0	1,527	37.2
OPPONENTS	66	2,766	41.9	67	3	17	14	0	2,468	37.4

FIELD GOALS

Player	FGM-A	Pct.	1-19	20-29	30-39	40-49	50+	Lg.
BARON, John	14-16	87.5	0-0	3-3	5-5	5-6	1-2	50
UNH: 33g; CAL: 39g; NIU: 44wl; USA: 34g; UNLV: 48g, 50g; FS: 47g; SJSU: none; USU: 21g, 41g, 43g, 23g; UH: 30g, 45g, 51sh; NV: 28, 31.								
SDSU TOTALS	14-16	87.5	0-0	3-3	5-5	5-6	1-2	50
OPPONENTS	4-4	100.0	0-0	1-1	2-2	1-1	0-0	45

BLAIN PUNT-BY-PUNT ON PAGE 81 -->

KICKOFFS

Player	No.	Yds.	Avg.	(NET)				
				TB	OB	Ret.	Yds.	Avg.
BARON, John	70	4,371	62.4	19	1	973	2,923	41.8
SDSU TOTALS	70	4,371	62.4	19	1	973	2,923	41.8
OPPONENTS	33	1,863	56.5	10	0	459	1,154	35.0

SCORING

Player	TD	FGs	Kick	Rush	PATs			Safety	Points
					Rcv.	Pass	DXP		
BARON, John	0	14-16	42-44	0-0	0	0-0	0	0	84
PUMPHREY, Donnel	14	0-0	0-0	0-0	0	0-0	0	0	84
PENNY, Rashaad	13	0-0	0-0	0-0	0	0-0	0	0	78
WASHINGTON, Juwan	5	0-0	0-0	0-0	0	0-0	0	0	30
HOLDER, Mikah	4	0-0	0-0	0-0	0	0-0	0	0	24
WELLS, David	3	0-0	0-0	0-0	1	0-0	0	0	20
TRUXTON, Quest	2	0-0	0-0	0-0	0	0-0	0	0	12
WARRING, Kahale	2	0-0	0-0	0-0	0	0-0	0	0	12
LAKALAKA, Ronley	1	0-0	0-0	0-0	0	0-0	0	0	6
SMITH, Malik	1	0-0	0-0	0-0	0	0-0	0	0	6
SMITH, Ron	1	0-0	0-0	0-0	0	0-0	0	0	6
KAZEE, Damontae	1	0-0	0-0	0-0	0	0-0	0	0	6
BLAIN, Tanner	0	0-0	0-0	0-1	0	0-0	0	0	0
CHAPMAN, Christian	0	0-0	0-0	0-0	0	1-2	0	0	0
SDSU TOTALS	47	14-16	42-44	0-1	1	1-2	0	0	368
OPPONENTS	20	4-4	18-19	0-0	0	0-1	1	0	152

ALL-PURPOSE YARDAGE

Player	G	Rush	Rec.	PR	KOR	IR	Total	YPG
PUMPHREY, Donnel	10	1,779	145	0	6	0	1,930	193.0
PENNY, Rashaad	10	784	201	0	255	0	1,240	124.0
WASHINGTON, Juwan	10	327	28	0	137	0	492	49.2
TRUXTON, Quest	10	44	89	238	61	0	432	43.2
HOLDER, Mikah	9	0	426	0	0	0	426	47.3
WELLS, David	10	0	185	0	0	0	185	18.5
JUDGE, Eric	10	0	165	0	0	0	165	16.5
KAZEE, Damontae	10	0	0	0	0	112	112	11.2
BAWDEN, Nick	9	4	84	0	0	0	88	9.8
CHAPMAN, Christian	10	31	0	0	0	0	31	3.1
SMITH, Malik	10	0	0	0	0	28	28	2.8
KELLY, Kameron	10	0	0	0	0	26	26	2.6
AGNEW, Ryan	6	26	0	0	0	0	26	4.3
SMITH, Ron	10	0	0	0	0	23	23	2.3
RICHARDSON, Darryl	10	0	21	0	0	0	21	2.1
LAKALAKA, Ronley	10	0	0	0	0	20	20	2.0
HOUSTON, Parker	6	0	19	0	0	0	19	3.2
ANDERSON, Curtis	10	0	19	0	0	0	19	1.9
FAVREAU, Chase	8	0	17	0	0	0	17	2.1
WARRING, Kahale	4	0	17	0	0	0	17	4.2
BALDWIN, Parker	10	0	0	0	0	14	14	1.4
LOMAX, Trey	10	0	0	0	0	10	10	1.0
TEAM	7	-56	0	0	0	0	-56	-8.0
SDSU TOTALS	10	2,939	1,416	238	459	233	5,285	528.5
OPPONENTS	10	864	1,961	70	973	25	3,917	391.7

SAN DIEGO STATE, 2016 STATISTICS, cont.

DEFENSIVE

Player	GP	Tackles				TFL/Yds.	Sacks No.-Yards	Pass Def.			Fumbles			Blk Kick	Saf.
		Solo	Ast.	Total				Int.-Yds	BrUp	QBH	Rcv.-Yds	FF			
MUNSON, Calvin	10	41	40	81	7.5-26	2.5-16	.	3	12	
KAZEE, Damontae	10	33	11	44	3.0-6	.	5-112	6	1	
LAKALAKA, Ronley	10	18	22	40	0.5-2	.	2-20	.	5	
BALDWIN, Parker	10	22	18	40	3.0-4	.	1-14	6	.	1-0	1	.	.	.	
BARRETT, Alex	10	21	16	37	10.0-53	6.5-46	.	4	13	
SMITH, Malik	10	21	14	35	2.0-7	.	1-28	6	
KELLEY, Kyle	10	13	15	28	4.5-25	3.0-19	.	.	10	
KELLY, Kameron	10	15	12	27	.	.	3-26	4	
SMITH, Ron	10	15	11	26	.	.	2-23	2	.	.	1	.	.	.	
BABIASH, Derek	6	20	4	24	1.0-1	.	3-0	6	
TURNER, Dakota	10	8	16	24	4.0-18	2.0-13	.	1	4	.	1	.	.	.	
PHILLIPS, Sergio	10	14	10	24	2.5-12	2.0-11	.	.	2	.	1	.	.	.	
DUNN, Ryan	10	12	11	23	1.5-4	.	.	.	2	
LOMAX, Trey	10	11	11	22	1.5-5	.	1-10	5	
WYATT-THAYER, Austin	10	11	11	22	3.5-18	3.5-18	
MCGEE, Na'im	5	9	11	20	.	.	1-0	.	.	1-0	
HALL, Noble	10	8	12	20	3.0-14	1.0-9	.	1	5	
MONTGOMERY, Kalan	10	14	5	19	.	.	.	2	
RICKS, Randy	4	8	3	11	3.0-9	1.0-7	.	2	3	.	1	.	.	.	
CLAY, Jeff	10	6	3	9	
CASSIDY, Troy	7	4	5	9	1.0-1	1.0-1	
THOMPSON, Trenton	4	4	3	7	.	.	.	1	
TEZINO, Kyahva	7	2	3	5	1.5-7	1.5-7	
CHEATUM, Myles	5	3	1	4	
PARCHMENT, Dwayne	10	1	2	3	
TRUXTON, Quest	10	3	.	3	
WALCOTT, Kevin	7	2	1	3	
TAI, Sam	10	.	2	2	
VAUGHN, Billy	6	1	1	2	
WOOLSEY, Chad	2	1	1	2	
MOORE, Damon	1	1	1	2	
JUDGE, Eric	10	2	.	2	
BRUNSKILL, Daniel	10	.	1	1	
FAVREAU, Chase	8	1	.	1	
PENNY, Rashaad	10	.	1	1	
MELIFONWU, Fred	4	1	.	1	
POPE, Ryan	8	1	.	1	
WOODS, Kyree	3	1	.	1	1.0-10	1.0-10	
CABRERA, Israel	8	.	1	1	
ROCHELIN, Julian	7	.	1	1	
WELLS, David	10	1	.	1	
HARPER, Temerrick	2	.	1	1	
HENDERSON, Jay	7	1	.	1	
BLAIN, Tanner	10	1	.	1	
SDSU TOTALS	10	351	281	632	54-222	25-157	19-233	49	57	2-0	5	.	.	.	
OPPONENTS	10	399	322	721	56-190	19-115	4-25	16	24	5-100	6	2	.	.	

GAME SUMMARIES

Game	Score	Score By Quarters					First Downs				Rushing			Passing			Total Off.		Return Yards	Punting No-Avg	Fumbles No-Lost	Pen. No-Yds	Third Downs	Avg. F. Pos	ToP
		1	2	3	4	OT	Tot	Ru	Pa	Pn	Att	Yards	TD	C-A-1	Yards	TD	Att	Yards							
New Hampshire	0	0	0	0	0	-	8	4	3	1	31	71	0	7-20-1	70	0	51	141	46	12-38.3	0-0	8-49	0-14	NH29	25:31
at SDSU	31	14	7	3	7	-	19	7	11	1	41	170	2	17-26-0	291	2	67	461	25	8-36.9	0-0	9-70	5-15	SD28	34:29
California	40	14	7	10	9	-	30	5	23	2	22	82	0	41-72-3	522	5	94	604	93	5-48.2	2-1	5-55	7-19	CA29	25:30
at SDSU	45	14	17	7	7	-	22	13	8	1	47	334	3	14-23-1	129	1	70	463	207	5-38.0	2-1	14-105	5-13	SD34	34:30
at Northern Illinois	28	0	7	14	7	-	20	10	6	4	39	155	1	17-35-2	213	3	74	368	157	5-29.4	0-0	8-103	3-14	NI23	27:50
SDSU	42	14	14	0	14	-	22	11	6	5	45	278	3	11-19-1	126	3	64	404	138	5-42.4	1-0	11-109	5-13	SD43	32:10
at South Alabama	42	14	0	7	21	-	18	7	9	2	40	89	2	16-21-0	242	3	61	331	61	5-46.4	0-0	10-93	7-13	SA33	33:17
SDSU	24	6	10	8	0	-	20	12	8	0	41	157	2	13-22-1	159	1	63	316	91	5-46.4	3-2	10-85	2-10	SD31	26:43
UNLV	7	0	7	0	0	-	9	7	1	1	36	113	0	2-13-1	9	0	49	122	115	8-43.8	2-0	0-0	5-14	LV24	21:58
at SDSU	26	10	3	7	6	-	22	14	8	0	54	245	2	15-20-0	215	1	74	460	59	4-40.2	1-1	7-75	5-14	SD27	38:02
at Fresno State	3	0	0	3	0	-	10	4	4	2	24	78	0	16-27-3	139	0	51	217	91	5-39.4	0-0	5-36	5-14	FS16	22:41
SDSU	17	3	7	7	0	-	25	20	5	0	61	282	2	7-12-0	72	0	73	364	61	4-26.2	1-0	6-65	7-13	SD28	37:19
San Jose State	3	0	3	0	0	-	14	3	10	1	28	67	0	18-37-0	142	0	65	209	172	7-44.3	1-0	7-69	7-18	SJ27	29:01
at SDSU	42	7	14	21	0	-	22	12	7	3	44	293	5	13-18-1	167	1	62	460	20	3-40.7	1-0	5-37	4-9	SD28	30:59
at Utah State	13	7	0	0	6	-	12	4	6	2	28	71	1	11-26-1	181	1	54	252	97	7-44.3	1-1	4-39	5-14	US19	23:15
SDSU	40	10	10	3	17	-	20	18	0	2	57	400	2	4-10-0	14	1	67	414	90	3-44.0	0-0	4-40	7-14	SD19	36:45
Hawai'i	0	0	0	0	0	-	15	3	12	0	27	48	0	25-45-4	167	0	72	215	200	8-44.9	0-0	8-69	5-16	UH22	32:30
at SDSU	55	14	13	14	14	-	19	14	4	1	42	296	2	8-16-1	97	3	58	393	182	3-51.0	0-0	3-20	5-10	SD39	27:30
at Nevada	16	7	0	2	7	-	19	7	11	1	34	90	0	21-37-3	276	2	71	366	39	4-40.0	1-0	2-20	10-16	NV22	32:00
SDSU	46	10	16	13	7	-	25	16	9	0	44	474	4	11-17-0	146	2	61	620	57	1-35.0	1-1	6-49	7-9	SD31	28:00

RED ZONE STATISTICS

San Diego State Inside Opponent Red-Zone

Date	Opponent	Score	Times		Total Pts	Rush			Pass		FGs		Failed to score inside RZ				
			In RZ	Scored		TDs	TDs	TDs	Made	FGA	Down	Int	Fumb	Half	Game		
Sep 03, 2016	NEW HAMPSHIRE	W 31-0	4	4	24	3	2	1	1	0	0	0	0	0	0	0	
Sep 10, 2016	CALIFORNIA	W 45-40	1	1	7	1	1	0	0	0	0	0	0	0	0	0	
Sep 17, 2016	at NIU	W 42-28	2	1	7	1	0	1	0	0	0	0	0	0	1	0	
Oct 01, 2016	at South Alabama	L 24-42	4	4	24	3	2	1	1	0	0	0	0	0	0	0	
Oct 08, 2016	UNLV	W 26-7	2	2	13	2	2	0	0	0	0	0	0	0	0	0	
Oct 14, 2016	at Fresno State	W 17-3	3	2	14	2	2	0	0	0	0	1	0	0	0	0	
Oct 21, 2016	SAN JOSE STATE	W 42-3	4	4	28	4	3	1	0	0	0	0	0	0	0	0	
Oct 28, 2016	at Utah State	W 40-13	4	4	20	2	1	1	2	0	0	0	0	0	0	0	
Nov 05, 2016	HAWAII	W 55-0	5	4	24	3	1	2	1	1	0	0	0	0	0	0	
Nov 12, 2016	at Nevada	W 46-16	5	5	25	3	1	2	2	0	0	0	0	0	0	0	
Totals			34	31	186	24	15	9	7	1	1	0	0	1	0	0	
31 of 34 (91.2%)																	

Opponents Inside San Diego State Red-Zone

Date	Opponent	Score	Times		Total Pts	Rush			Pass		FGs		Failed to score inside RZ				
			In RZ	Scored		TDs	TDs	TDs	Made	FGA	Down	Int	Fumb	Half	Game		
Sep 03, 2016	NEW HAMPSHIRE	W 31-0	0	0	0	0	0	0	0	0	0	0	0	0	0	0	
Sep 10, 2016	CALIFORNIA	W 45-40	3	2	9	1	0	1	1	0	0	1	0	0	0	0	
Sep 17, 2016	at NIU	W 42-28	3	3	21	3	1	2	0	0	0	0	0	0	0	0	
Oct 01, 2016	at South Alabama	L 24-42	4	3	21	3	2	1	0	0	0	1	0	0	0	0	
Oct 08, 2016	UNLV	W 26-7	0	0	0	0	0	0	0	0	0	0	0	0	0	0	
Oct 14, 2016	at Fresno State	W 17-3	0	0	0	0	0	0	0	0	0	0	0	0	0	0	
Oct 21, 2016	SAN JOSE STATE	W 42-3	2	1	3	0	0	0	1	0	1	0	0	0	0	0	
Oct 28, 2016	at Utah State	W 40-13	1	1	7	1	1	0	0	0	0	0	0	0	0	0	
Nov 05, 2016	HAWAII	W 55-0	1	0	0	0	0	0	0	0	1	0	0	0	0	0	
Nov 12, 2016	at Nevada	W 46-16	1	1	7	1	0	1	0	0	0	0	0	0	0	0	
Totals			15	11	68	9	4	5	2	0	2	2	0	0	0	0	
11 of 15 (73.3%)																	

BLAIN PUNT-BY-PUNT

Opponent	From	To	Yds	Return	Net	FP
New Hampshire	SD 28	Opp 41	31	fair catch	31	Opp 41
	SD 08	SD 40	32	4 yards	28	SD 36
	SD 04	SD 46	42	14 yards	28	SD 32
	Opp 44	Opp 10	34	out of bounds	34	Opp 10 *
	SD 29	Opp 35	36	fair catch	36	Opp 35
	SD 46	Opp 24	30	downed	30	Opp 24
	Opp 43	end zone	43	touchback	23	Opp 20
Opp 47	end zone	47	touchback	27	Opp 20	
California	SD 35	Opp 20	45	fair catch	45	Opp 20
	Opp 41	Opp 12	29	fair catch	29	Opp 12 *
	SD 40	Opp 25	35	0 yards	35	Opp 25
	SD 29	Opp 40	31	fair catch	31	Opp 40
	SD 34	Opp 16	50	0 yards	50	Opp 16 *
at Northern Illinois	Opp 48	Opp 02	46	downed	46	Opp 02 **
	SD 47	Opp 04	49	downed	49	Opp 04 **
	SD 14	Opp 34	52	12 yards	40	Opp 46
	Opp 36	Opp 06	30	out of bounds	30	Opp 06 **
	Opp 38	Opp 03	35	downed	35	Opp 03 **
at South Alabama	SD 37	Opp 20	43	0 yards	43	Opp 20 ^
	SD 27	Opp 24	49	19 yards	30	Opp 43
	SD 31	Opp 16	53	downed	53	Opp 16 **^
	SD 41	Opp 15	44	0 yards	44	Opp 15 *
	SD 26	Opp 31	43	out of bounds	43	Opp 31 ^
UNLV	Opp 35	end zone	35	touchback	15	Opp 20
	SD 12	Opp 33	55	downed	55	Opp 33
	Opp 47	Opp 15	32	4 yards	28	Opp 19 *
	Opp 46	Opp 07	39	downed	39	Opp 07 **

at Fresno State	Opp 37	Opp 14	21	fair catch	21	Opp 14 *
	Opp 45	Opp 13	32	fair catch	32	Opp 13 **
	SD 13	Opp 30	57	out of bounds	57	Opp 30
San Jose State	Opp 40	Opp 07	33	downed	33	Opp 07 **
	SD 39	Opp 26	35	fair catch	35	Opp 26
	SD 38	Opp 22	40	18 yards	22	Opp 40
at Utah State	SD 09	Opp 44	47	2 yards	45	Opp 46 ^
	SD 38	Opp 31	31	-1 yards	32	Opp 30
	SD 34	Opp 15	51	-2 yards	53	Opp 13 *
Hawaii	SD 30	Opp 20	50	downed	50	Opp 20
	SD 36	Opp 08	56	downed	56	Opp 08 **
	Opp 49	end zone	49	touchback	29	Opp 20
at Nevada	SD 38	Opp 14	48	downed	48	Opp 14 *
	Opp 46	Opp 11	35	fair catch	35	Opp 11 *

* - indicates possession started inside opponent 20; ** - indicates possession started inside opponent 10; ^ - indicates there was a penalty on the play, resulting in a new spot; N/A - indicates the punt returner fumbled and lost possession

2016 SAN DIEGO STATE GAME-BY-GAME

TEAM STATISTICS

Date	Opponent	Rushing				Receiving				Passing				Kick Returns				Punt Returns				tot off		
		no.	yds	td	lg	no.	yds	td	lg	cmp	att	int	yds	td	lg	no.	yds	td	lg	no.	yds		td	lg
Sep 03	NEW HAMPSHIRE	41	170	2	20	17	291	2	86	17	26	0	291	2	86	1	9	0	9	3	16	0	12	461
Sep 10	CALIFORNIA	47	334	3	57	14	129	1	25	14	23	1	129	1	25	4	152	1	100	3	46	0	25	463
Sep 17	at NIU	45	278	3	79	11	126	3	33	11	19	1	126	3	33	3	93	0	53	1	7	0	7	404
Oct 01	at South Alabama	41	157	2	36	13	159	1	33	13	22	0	159	1	33	3	58	0	26	2	33	0	32	316
Oct 08	UNLV	54	245	2	22	15	215	1	41	15	20	0	215	1	41	1	15	0	15	5	44	0	29	460
Oct 14	at Fresno State	61	292	2	22	7	72	0	14	7	12	0	72	0	14	2	41	0	25	1	0	0	0	364
Oct 21	SAN JOSE STATE	44	293	5	73	13	167	1	35	13	18	1	167	1	35	0	0	0	0	2	20	0	15	460
Oct 28	at Utah State	57	400	2	64	4	14	1	10	4	10	0	14	1	10	2	62	0	56	0	0	0	0	414
Nov 05	HAWAI'I	42	296	2	73	8	97	3	24	8	16	1	97	3	24	0	0	0	0	4	73	0	41	393
Nov 12	at Nevada	44	474	4	72	11	146	2	22	11	17	0	146	2	22	2	29	0	17	1	-1	0	0	620
San Diego State		476	2939	27	79	113	1416	15	86	113	183	4	1416	15	86	18	459	1	100	22	238	0	41	4355
		309	864	4	28	174	1961	14	79	174	333	19	1961	14	79	48	973	0	35	13	70	0	19	2825

Games: 10 • Avg/rush: 6.2 • Avg/catch: 12.5 • Pass effic: 149.42 • KR avg: 25.5 • PR avg: 10.8 • All purpose avg/game: 528.5 • Total offense avg/gm: 435.5

Date	Opponent	Tackles				Sacks	Fumble		Pass Defense			blkd kick	PAT Attempts			off			
		ua	a	total	tfl-yds		no-yds	ff	fr-yds	int-yds	qbh		brup	kick	rush	rcv	saf	t/o	pts
Sep 03	NEW HAMPSHIRE	29	18	47	7.0-33	4.0-26	0	0-0	1-0	7	6	0	4-4	0	0	0	0	7	31
Sep 10	CALIFORNIA	47	24	71	5.0-21	2.0-14	2	1-0	3-9	9	7	0	6-6	0	0	0	0	21	45
Sep 17	at NIU	49	16	65	6.0-17	1.0-10	0	0-0	2-38	6	4	0	6-6	0	0	0	0	7	42
Oct 01	at South Alabama	31	46	77	5.0-25	3.0-21	0	0-0	1-0	0	3	0	1-1	0	1	0	3	24	
Oct 08	UNLV	36	12	48	5.0-26	2.0-19	0	0-0	1-0	6	4	0	2-2	0	0	0	3	26	
Oct 14	at Fresno State	21	40	61	4.0-14	2.0-12	0	0-0	3-20	3	3	0	2-2	0	0	0	3	17	
Oct 21	SAN JOSE STATE	45	14	59	9.0-31	5.0-21	0	0-0	0-0	9	7	0	6-6	0	0	0	0	42	
Oct 28	at Utah State	17	50	67	6.0-23	3.0-13	1	1-0	1-28	6	2	0	4-4	0	0	0	10	40	
Nov 05	HAWAI'I	38	28	66	3.0-15	2.0-13	1	0-0	4-109	5	7	0	7-7	0	0	0	17	55	
Nov 12	at Nevada	38	33	71	4.0-17	1.0-8	1	0-0	3-29	6	6	0	4-6	0	0	0	20	46	
San Diego State		351	281	632	54.0-222	25.0-157	5	2-0	19-233	57	49	0	42-44	0	1	0	91	368	
		399	322	721	56.0-190	19.0-115	6	5-100	4-25	24	16	2	18-19	0	0	0	20	152	

Date	Opponent	Punting										Field Goals			Kickoffs				
		no.	yds	avg	long	blkd	tb	fc	50+	i20	md-att	long	blkd	no.	yds	avg	tb	ob	
Sep 03	NEW HAMPSHIRE	8	295	36.9	47	0	2	2	0	1	1-1	33	0	6	386	64.3	4	0	
Sep 10	CALIFORNIA	5	190	38.0	50	0	0	3	1	2	1-1	39	0	8	509	63.6	3	0	
Sep 17	at NIU	5	212	42.4	52	0	0	0	1	4	0-1	0	0	7	443	63.3	1	1	
Oct 01	at South Alabama	5	232	46.4	53	0	0	0	1	2	1-1	34	0	5	295	59.0	2	0	
Oct 08	UNLV	4	161	40.2	55	0	1	0	1	2	2-2	50	0	6	383	63.8	1	0	
Oct 14	at Fresno State	4	145	36.2	57	0	0	2	1	3	1-1	47	0	4	256	64.0	0	0	
Oct 21	SAN JOSE STATE	3	122	40.7	47	0	0	1	0	0	0-0	0	0	7	448	64.0	0	0	
Oct 28	at Utah State	3	132	44.0	51	0	0	0	2	1	4-4	43	0	8	508	63.5	2	0	
Nov 05	HAWAI'I	3	153	51.0	56	0	1	0	1	2	2-3	45	0	10	603	60.3	0	0	
Nov 12	at Nevada	1	35	35.0	35	0	0	1	0	1	2-2	31	0	9	540	60.0	6	0	
San Diego State		41	1677	40.9	57	0	4	9	8	18	14-16	50	0	70	4371	62.4	19	1	
		66	2766	41.9	67	0	3	20	14	17	4-4	45	0	33	1863	56.5	10	0	

2016 OPPONENT GAME-BY-GAME

OPPONENT STATISTICS

Date	Opponent	Rushing				Receiving				Passing				Kick Returns				Punt Returns				tot off
		no.	yds	td	lg	no.	yds	td	lg	cmp-att-int	yds	td	lg	no.	yds	td	lg	no.	yds	td	lg	
Sep 03	NEW HAMPSHIRE	31	71	0	15	7	70	0	23	7-20-1	70	0	23	2	28	0	16	2	18	0	14	141
Sep 10	CALIFORNIA	22	82	0	22	41	522	5	59	41-72-3	522	5	59	5	93	0	21	2	0	0	0	604
Sep 17	at NIU	39	155	1	18	17	213	3	49	17-35-2	213	3	49	5	137	0	35	1	12	0	12	368
Oct 01	at South Alabama	40	89	2	13	16	242	3	79	16-21-1	242	3	79	2	39	0	21	3	19	0	19	331
Oct 08	UNLV	36	113	0	15	2	9	0	5	2-13-1	9	0	5	5	111	0	28	1	4	0	4	122
Oct 14	at Fresno State	24	78	0	28	16	139	0	49	16-27-3	139	0	49	4	91	0	27	0	0	0	0	217
Oct 21	SAN JOSE STATE	28	67	0	21	18	142	0	23	18-37-0	142	0	23	7	136	0	27	2	20	0	18	209
Oct 28	at Utah State	28	71	1	12	11	181	1	43	11-26-1	181	1	43	6	100	0	22	2	-3	0	0	252
Nov 05	HAWAI'I	27	48	0	10	25	167	0	15	25-45-4	167	0	15	10	199	0	25	0	0	0	0	215
Nov 12	at Nevada	34	90	0	10	21	276	2	40	21-37-3	276	2	40	2	39	0	23	0	0	0	0	366
Opponents		309	864	4	28	174	1961	14	79	174-333-19	1961	14	79	48	973	0	35	13	70	0	19	2825
		476	2939	27	79	113	1416	15	86	113-183-4	1416	15	86	18	459	1	100	22	238	0	41	4355

Games: 10 • Avg/rush: 2.8 • Avg/catch: 11.3 • Pass effic: 104.18 • KR avg: 20.3 • PR avg: 5.4 • All purpose avg/game: 391.7 • Total offense avg/gm: 282.5

Date	Opponent	Tackles				Sacks no-yds	Fumble		Pass Defense			blkd kick	PAT Attempts			off					
		ua	a	total	tfl-yds		ff	fr-yds	int-yds	qbh	brup		kick	rush	rcv	saf	t/o	pts			
Sep 03	NEW HAMPSHIRE	44	28	72	5.0-19	2.0-12	0	0-0	0-0	5	1	0	0-0	0	0	0	0	0	0	0	0
Sep 10	CALIFORNIA	48	22	70	4.0-12	2.0-9	1	1-0	1-0	2	2	0	4-4	0	0	0	0	3	40		
Sep 17	at NIU	34	34	68	6.0-22	1.0-13	0	0-0	1-8	2	1	0	4-4	0	0	0	0	0	28		
Oct 01	at South Alabama	35	28	63	10.0-39	4.0-25	1	2-80	0-0	4	4	0	6-6	0	0	0	0	7	42		
Oct 08	UNLV	52	40	92	8.0-31	3.0-20	1	1-20	0-0	0	2	0	1-1	0	0	0	0	7	7		
Oct 14	at Fresno State	33	70	103	6.0-7	1.0-1	0	0-0	0-0	1	3	0	0-0	0	0	0	0	0	3		
Oct 21	SAN JOSE STATE	40	26	66	2.0-5	1.0-4	1	0-0	1-16	1	2	0	0-0	0	0	0	0	3	3		
Oct 28	at Utah State	35	34	69	5.0-16	2.0-4	0	0-0	0-0	2	0	0	1-2	0	0	0	0	0	13		
Nov 05	HAWAI'I	35	22	57	7.0-25	2.0-17	1	0-0	1-1	5	0	0	0-0	0	0	0	0	0	0		
Nov 12	at Nevada	43	18	61	3.0-14	1.0-10	1	1-0	0-0	2	1	2	2-2	0	0	0	0	0	16		
Opponents		399	322	721	56.0-190	19.0-115	6	5-100	4-25	24	16	2	18-19	0	0	0	0	20	152		
		351	281	632	54.0-222	25.0-157	5	2-0	19-233	57	49	0	42-44	0	1	0	0	91	368		

Date	Opponent	Punting							Field Goals			Kickoffs						
		no.	yds	avg	long	blkd	tb	fc	50+	i20	md-att	long	blkd	no.	yds	avg	tb	ob
Sep 03	NEW HAMPSHIRE	12	460	38.3	43	0	0	5	0	5	0-0	0	0	1	46	46.0	0	0
Sep 10	CALIFORNIA	5	241	48.2	52	0	1	0	3	1	2-2	45	0	7	449	64.1	3	0
Sep 17	at NIU	5	147	29.4	36	0	0	1	0	1	0-0	0	0	5	315	63.0	2	0
Oct 01	at South Alabama	5	232	46.4	67	0	0	0	3	2	0-0	0	0	7	301	43.0	0	0
Oct 08	UNLV	8	350	43.8	51	0	0	1	1	2	0-0	0	0	2	78	39.0	0	0
Oct 14	at Fresno State	5	197	39.4	43	0	0	4	0	1	1-1	39	0	2	122	61.0	0	0
Oct 21	SAN JOSE STATE	7	310	44.3	56	0	0	1	3	0	1-1	26	0	2	130	65.0	2	0
Oct 28	at Utah State	7	310	44.3	52	0	0	6	1	1	0-0	0	0	3	185	61.7	1	0
Nov 05	HAWAI'I	8	359	44.9	57	0	1	2	2	2	0-0	0	0	1	65	65.0	1	0
Nov 12	at Nevada	4	160	40.0	52	0	1	0	1	2	0-0	0	0	3	172	57.3	1	0
Opponents		66	2766	41.9	67	0	3	20	14	17	4-4	45	0	33	1863	56.5	10	0
		41	1677	40.9	57	0	4	9	8	18	14-16	50	0	70	4371	62.4	19	1

SAN DIEGO STATE PARTICIPATION

PARTICIPATION CHART

No.	Name	UNH	CAL	NIU	USA	UNLV	FSU	SJSU	USU	UH	NV	WYO	CSU
9	AGNEW, Ryan ●	X	-	-	-	X	-	X	X	X	X	-	-
97	ANDERSON, Curtis	X	X	X	GS (WR)	GS (WR)	X	GS (WR)	X	X	GS (WR)	-	-
31	BABIASH, Derek ■	GS (CB)	GS (CB)	GS (CB)	GS (CB)	GS (CB)	GS (CB)	-	-	-	-	-	-
33	BALDWIN, Parker ■	X	X	X	X	X	GS (AZT)	GS (AZT)	GS (AZT)	GS (AZT)	GS (AZ)	-	-
29	BARON, John ●	X	X	X	X	X	X	X	X	X	X	-	-
58	BARRETT, Alex	GS (DE)	GS (DE)	GS (DE)	GS (DE)	GS (DE)	GS (DE)	GS (DE)	GS (DE)	GS (DE)	GS (DE)	-	-
15	BAWDEN, Nick	-	X	X	GS (FB)	GS (FB)	FS (FB)	GS (FB)	GS (FB)	GS (FB)	GS (FB)	-	-
66	BECAR, Jordan ●	-	-	-	-	-	-	-	-	X	-	-	-
50	BERNARD, Turner ●	X	X	X	X	-	-	-	-	-	-	-	-
91	BLAIN, Tanner	X	X	X	X	X	X	X	X	X	X	-	-
30	BINKLEY, Garrett ●	-	-	-	-	-	-	-	X	X	-	-	-
71	BRUNSKILL, Daniel	GS (RT)	GS (RT)	GS (RT)	GS (RT)	GS (RT)	GS (RT)	GS (RT)	GS (RT)	GS (RT)	GS (RT)	-	-
48	CABRERA, Israel ●	-	-	X	X	X	X	X	X	X	X	-	-
42	CASSIDY, Troy ●	-	-	-	X	X	X	X	X	X	X	-	-
10	CHAPMAN, Christian	GS (QB)	GS (QB)	GS (QB)	GS (QB)	GS (QB)	GS (QB)	GS (QB)	GS (QB)	GS (QB)	GS (QB)	-	-
68	CHEATUM, Myles ●	X	-	-	-	X	-	X	X	X	-	-	-
10	CLAY, Jeff ●	X	X	X	X	X	X	X	X	X	X	-	-
2	CUMBERLANDER, Christian	-	-	-	-	-	-	-	X	X	-	-	-
79	DIXON, Daishawn ●	X	X	X	X	X	X	X	X	X	X	-	-
57	DUNN, Ryan	X	X	X	X	GS (MLB)	GS (MLB)	GS (MLB)	GS (MLB)	GS (MLB)	GS (MLB)	-	-
5	FAVREAU, Chase	X	X	X	X	X	X	X	-	-	-	-	-
70	FLORES, Arthur	GS (C)	GS (C)	GS (C)	GS (C)	GS (C)	GS (C)	GS (C)	GS (C)	GS (C)	GS (C)	-	-
62	GERHARD, Nick ●	-	-	-	X	-	-	X	X	X	X	-	-
95	HALL, Noble	GS (DT)	GS (DT)	GS (DT)	GS (DT)	GS (DT)	GS (DT)	GS (DT)	GS (DT)	GS (DT)	GS (DT)	-	-
53	HARPER, Temerick ●	-	-	-	-	-	X	-	X	-	-	-	-
46	HENDERSON, Jay	-	X	-	-	X	X	X	X	X	X	-	-
6	HOLDER, Mikah	GS (WR)	GS (WR)	GS (WR)	GS (WR)	GS (WR)	GS (WR)	-	GS (WR)	GS (WR)	GS (WR)	-	-
82	HOUSTON, Parker ■ ●	-	-	-	-	X	GS (TE)	X	GS (TE)	GS (TE)	X	-	-
81	JUDGE, Eric	GS (WR)	GS (WR)	GS (WR)	X	X	X	X	X	X	X	-	-
23	KAZEE, Damontae	GS (CB)	GS (CB)	GS (CB)	GS (CB)	GS (CB)	GS (CB)	GS (CB)	GS (CB)	GS (CB)	GS (CB)	-	-
59	KELLEY, Kyle	GS (DE)	GS (DE)	GS (DE)	GS (DE)	GS (DE)	GS (DE)	GS (DE)	GS (DE)	GS (DE)	GS (DE)	-	-
7	KELLY, Kameron	X	X	X	X	X	X	X	X	X	X	-	-
64	KRUM, Ryan ●	-	-	-	-	-	-	X	X	X	X	-	-
39	LAKALAKA, Ronley ■	GS (LB)	X	GS (LB)	GS (LB)	GS (LB)	GS (LB)	GS (LB)	GS (LB)	GS (LB)	GS (LB)	-	-
34	LESSARD, Isaac ●	X	X	-	-	X	-	X	X	X	X	-	-
3	LOMAX, Trey	GS (WAR)	GS (WAR)	GS (WAR)	GS (WAR)	GS (WAR)	GS (WAR)	GS (WAR)	GS (WAR)	GS (WAR)	GS (WAR)	-	-
4	MATHIS, Kendrick	X	-	-	-	-	-	X	X	X	X	-	-
21	MCGEE, Na'im	GS (AZT)	GS (AZT)	GS (AZT)	GS (AZT)	GS (AZT)	-	-	-	-	-	-	-
45	MELIFONWU, Fred	X	X	X	X	-	-	-	-	-	-	-	-
75	MILLER, Kwayde	GS (LT)	GS (LT)	GS (LT)	GS (LT)	GS (LT)	GS (LT)	GS (LT)	GS (LT)	GS (LT)	GS (LT)	-	-
22	MONTGOMERY, Kalan ■	X	X	X	X	X	X	GS (CB)	GS (CB)	X	X	-	-
61	MOORE, Damon ●	-	-	-	-	-	-	-	-	X	-	-	-
54	MUNSON, Calvin	GS (LB)	GS (LB)	GS (LB)	GS (LB)	GS (LB)	GS (LB)	GS (LB)	GS (LB)	GS (LB)	GS (LB)	-	-
16	PARCHMENT, Dwayne ●	X	X	X	X	X	X	X	X	X	X	-	-
20	PENNY, Rashaad	X	X	X	X	X	X	X	X	X	X	-	-
65	PHILLIPS, Sergio	X	X	X	X	X	X	X	X	X	X	-	-
77	POPE, Ryan ●	-	-	X	X	X	X	X	X	X	X	-	-
19	PUMPHREY, Donnel	GS (RB)	GS (RB)	GS (RB)	GS (RB)	GS (RB)	GS (RB)	GS (RB)	GS (RB)	GS (RB)	GS (RB)	-	-
84	RICHARDSON, Darryl ■	X	X	X	X	X	X	GS (TE)	X	X	X	-	-
40	RICKS, Randy	GS (MLB)	GS (MLB)	GS (MLB)	GS (MLB)	-	-	-	-	-	-	-	-
90	ROCHELIN, Julian	-	X	X	X	X	X	X	X	-	-	-	-
67	ROSALES, Antonio ■	GS (RG)	GS (RG)	GS (RG)	GS (RG)	GS (RG)	GS (RG)	GS (RG)	GS (RG)	GS (RG)	GS (RG)	-	-
69	SIMMONS, Ryan ●	-	-	-	X	X	X	X	X	X	X	-	-
56	SIRAGUSA, Nico	GS (LG)	GS (LG)	GS (LG)	GS (LG)	GS (LG)	GS (LG)	GS (LG)	GS (LG)	GS (LG)	GS (LG)	-	-
12	SMITH, Malik	GS (WAR)	GS (WAR)	GS (WAR)	GS (WAR)	GS (WAR)	GS (WAR)	GS (WAR)	GS (WAR)	GS (WAR)	GS (WAR)	-	-
17	SMITH, Ron ■ ●	X	X	X	X	X	X	X	X	GS (CB)	GS (CB)	-	-
51	TAI, Sam ●	X	X	X	X	X	X	X	X	X	X	-	-
44	TEZINO, Kyahva ●	X	X	X	-	-	-	X	X	X	X	-	-
18	THOMPSON, Trenton ●	-	-	-	-	-	-	X	X	X	X	-	-
85	TRUXTON, Quest ●	X	X	X	X	X	X	X	X	X	X	-	-
41	TURNER, Dakota ■	GS (FB)	GS (FB)	GS (FB)	X	X	X	X	X	X	X	-	-
24	VAUGHN, Billy	X	X	X	X	X	X	-	-	-	-	-	-
35	WALCOTT, Kevin	-	-	-	X	X	X	X	X	X	X	-	-
87	WARRING, Kahale ●	X	X	X	X	-	-	-	-	-	-	-	-
29	WASHINGTON, Juwan ●	X	X	X	X	X	X	X	X	X	X	-	-
88	WELLS, David ■	GS (TE)	GS (TE)	GS (TE)	GS (TE)	GS (TE)	GS (TE)	GS (TE)	GS (TE)	GS (TE)	GS (TE)	-	-
27	WOODS, Kyrie ●	-	-	-	-	-	-	-	X	X	X	-	-
44	WOOLSEY, Chad ●	-	-	-	-	-	-	X	X	-	-	-	-
45	WORMHOUDT, Tyler ●	-	-	-	-	-	-	-	-	X	-	-	-
43	WYATT-THAYER, Austin	X	GS (LB)	X	X	X	X	X	X	X	X	-	-

■ - made first career San Diego State start this season. ● - made first career San Diego State appearance this season. Bold player name in red indicates player has started every game this season. Bold player name in black indicates player has played in every game this season.

SAN DIEGO STATE STARTERS/PARTICIPATION

OFFENSIVE STARTERS

Position	UNH	CAL	NIU	USA	UNLV	FS	SJSU	USU	UH	NV	WYO	CSU
LT	Miller	Miller	Miller	Miller	Miller	Miller	Miller	Miller	Miller	Miller	-	-
LG	Siragusa	Siragusa	Siragusa	Siragusa	Siragusa	Siragusa	Siragusa	Siragusa	Siragusa	Siragusa	-	-
C	Flores	Flores	Flores	Flores	Flores	Flores	Flores	Flores	Flores	Flores	-	-
RG	Rosales	Rosales	Rosales	Rosales	Rosales	Rosales	Rosales	Rosales	Rosales	Rosales	-	-
RT	Brunskill	Brunskill	Brunskill	Brunskill	Brunskill	Brunskill	Brunskill	Brunskill	Brunskill	Brunskill	-	-
TE	Wells	Wells	Wells	Wells	Wells	Wells	Wells	Wells	Wells	Wells	-	-
TE	-	-	-	-	-	Houston	Richardson	Houston	Houston	-	-	-
QB	Chapman	Chapman	Chapman	Chapman	Chapman	Chapman	Chapman	Chapman	Chapman	Chapman	-	-
RB	Pumphrey	Pumphrey	Pumphrey	Pumphrey	Pumphrey	Pumphrey	Pumphrey	Pumphrey	Pumphrey	Pumphrey	-	-
FB	Turner	Turner	Turner	Bawden	Bawden	Bawden	Bawden	Bawden	Bawden	Bawden	-	-
WR	Holder	Holder	Holder	Holder	Holder	Holder	Anderson	Holder	Holder	Holder	-	-
WR	Judge	Judge	Judge	Anderson	Anderson	-	-	-	-	Anderson	-	-

DEFENSIVE STARTERS

Position	UNH	CAL	NIU	USA	UNLV	FS	SJSU	USU	UH	NV	WYO	CSU
DE	Kelley	Kelley	Kelley	Kelley	Kelley	Kelley	Kelley	Kelley	Kelley	Kelley	-	-
DT	Hall	Hall	Hall	Hall	Hall	Hall	Hall	Hall	Hall	Hall	-	-
DE	Barrett	Barrett	Barrett	Barrett	Barrett	Barrett	Barrett	Barrett	Barrett	Barrett	-	-
LB	Munson	Munson	Munson	Munson	Munson	Munson	Munson	Munson	Munson	Munson	-	-
MLB	Ricks	Ricks	Ricks	Ricks	Dunn	Dunn	Dunn	Dunn	Dunn	Dunn	-	-
LB	Lakalaka	Wyatt-Thayer	Lakalaka	Lakalaka	Lakalaka	Lakalaka	Lakalaka	Lakalaka	Lakalaka	Lakalaka	-	-
CB	Babiash	Babiash	Babiash	Babiash	Babiash	Babiash	Montgomery	Montgomery	R. Smith	R. Smith	-	-
WAR	M. Smith	M. Smith	M. Smith	M. Smith	M. Smith	M. Smith	M. Smith	M. Smith	M. Smith	M. Smith	-	-
AZT	McGee	McGee	McGee	McGee	McGee	Baldwin	Baldwin	Baldwin	Baldwin	Baldwin	-	-
WAR	Lomax	Lomax	Lomax	Lomax	Lomax	Lomax	Lomax	Lomax	Lomax	Lomax	-	-
CB	Kazee	Kazee	Kazee	Kazee	Kazee	Kazee	Kazee	Kazee	Kazee	Kazee	-	-

SPECIALISTS STARTERS

Position	UNH	CAL	NIU	USA	UNLV	FS	SJSU	USU	UH	NV	WYO	CSU
KO	Baron	Baron	Baron	Baron	Baron	Baron	Baron	Baron	Baron	Baron	-	-
PK	Baron	Baron	Baron	Baron	Baron	Baron	Baron	Baron	Baron	Baron	-	-
Holder	Blain	Blain	Blain	Blain	Blain	Blain	Blain	Blain	Blain	Blain	-	-
Punter	Blain	Blain	Blain	Blain	Blain	Blain	Blain	Blain	Blain	Blain	-	-
LS	Bernard	Bernard	Bernard	Bernard	Simmons	Simmons	Simmons	Simmons	Simmons	Simmons	-	-
SS	Bernard	Bernard	Bernard	Gerhard	Houston	Houston	Houston	Houston	Houston	Houston	-	-
KOR	Penny	Penny	Penny	Penny	Penny	Penny	Penny	Penny	Penny	Penny	-	-
	Truxton	Truxton	Washington	Washington	Washington	Washington	Washington	Washington	Washington	Washington	-	-
PR	Pumphrey	Truxton	Truxton	Truxton	Truxton	Truxton	Truxton	Truxton	Truxton	Truxton	-	-

PARTICIPATION CHART

	UNH	CAL	NIU	USA	UNLV	FS	SJSU	USU	UH	NV	WYO	CSU
Dressed	63	63	67	66	63	66	64	62	63	64	-	-
Played	50	50	50	51	53	50	55	59	59	54	-	-
Seniors	18	19	17	17	16	15	17	17	17	17	-	-
Juniors	16	16	17	18	18	19	15	17	16	16	-	-
Sophomores	5	6	7	6	7	7	8	8	7	6	-	-
Freshmen (RS/True)	11 (10/1)	9 (8/1)	9 (8/1)	10 (8/2)	12 (10/2)	9 (7/2)	15 (12/3)	17 (13/4)	19 (13/6)	15 (11/4)	-	-
Started	22	22	22	22	22	22	22	22	22	22	-	-
Seniors	13	14	13	13	12	10	11	10	10	11	-	-
Juniors	6	6	6	6	7	7	7	7	6	6	-	-
Sophomores	3	2	3	3	3	4	4	4	4	4	-	-
Freshmen (RS/True)	0 (0/0)	0 (0/0)	0 (0/0)	0 (0/0)	0 (0/0)	1 (0/1)	0 (0/0)	1 (0/1)	2 (1/1)	1 (1/0)	-	-
Making SDSU Debut	14	0	2	3	1	1	3	2	3	0	-	-
Making 1st SDSU Start	5	0	0	0	0	1	2	0	1	0	-	-

AZTEC CAREER START CHART (Offense/Defense)

Player, Pos.	Yr.	Career		Yearly Total				2016	2015	2014	2013
		Starts	Consecutive Starts	2016	2015	2014	2013				
Eric Judge, WR	Sr.	11	0	3	2	5	1				
Donnel Pumphrey, RB	Sr.	38	37	10	14	13	1				
Nico Siragusa, OL	Sr.	38	37	10	14	13	1				
Antonio Rosales, OL	Jr.	10	10	10	0	0	-				
David Wells, TE	Jr.	10	10	10	0	0	-				
Damontae Kazee, CB	Sr.	37	37	10	14	13	0				
Ronley Lakalaka, LB	So.	9	8	9	0	2	-				
Calvin Munson, LB	Sr.	37	37	10	14	13	0				
Nick Bawden, FB	Jr.	9	7	7	0	-	-				
Malik Smith, WAR	Sr.	37	37	10	14	13	0				
Derek Babiash, CB	Jr.	6	0	7	0	-	-				
Alex Barrett, DE	Sr.	34	24	10	14	10	0				
Randy Ricks, LB	Sr.	6	0	4	2	-	-				
Na'im McGee, AZ	Sr.	29	0	5	13	11	-				
Parker Baldwin, AZT	So.	5	5	5	0	-	-				
Daniel Brunskill, TE/OL	Sr.	28	24	10	14	4	-				
Curtis Anderson III, WR	Sr.	5	1	4	1	-	-				
Arthur Flores, C	Sr.	24	24	10	14	-	-				
Chase Favreau, WR	Jr.	5	0	0	5	-	-				
Kwayde Miller, OL	Sr.	24	24	10	14	-	-				
Rashaad Penny, RB	Jr.	4	0	0	4	0	-				
Trey Lomax, WAR	Jr.	23	10	10	2	11	-				
Parker Houston, TE	TR-Fr.	3	0	3	-	-	-				
Mikah Holder, WR	Jr.	20	3	9	11	-	-				
Dakota Turner, FB/DE	Jr.	3	0	3	0	0	-				
Ryan Dunn, LB	Jr.	19	6	6	13	-	-				
Ron Smith, CB	RS-Fr.	2	2	2	-	-	-				
Noble Hall, DT	So.	13	10	10	3	-	-				
Kalan Montgomery, CB	Jr.	2	0	2	0	0	-				
Kameron Kelly, WAR	Jr.	13	0	0	13	-	-				
Austin Wyatt-Thayer, LB	Sr.	2	0	1	1	-	-				
Christian Chapman, QB	So.	12	12	10	2	-	-				
Darryl Richardson, TE	Jr.	1	0	1	0	0	-				
Kyle Kelley, DL	Sr.	12	12	10	2	-	-				
Christian Cumberlander, WR	Jr.	1	0	0	1	-	-				

MISCELLANEOUS STATS

MISCELLANEOUS

Game	Coin Toss	KO/Receive	1st Off. Play	1st Off. Poss.	1st Def. Poss.	Game Time	Game Length	Jersey	Pants	Result
New Hampshire	UNH won, Def.	Receive	Pumphrey rush	Punt	Punt	5:35 p.m. PT	3:05	Black	Black	W, 31-0
California	Cal won, Rec.	Kickoff	Pumphrey rush	Downs	Punt	7:37 p.m. PT	4:03	Black	Black	W, 45-40
at Northern Illinois	NIU won, Rec.	Kickoff	Holder pass f/Chap.	Interception	Punt	2:37 p.m. CT	3:40	White	Black	W, 42-28
at South Alabama	USA won, Def.	Receive	Pumphrey rush	Punt	Touchdown	7:02 p.m. CT	3:16	White	Black	L, 42-24
UNLV	SDSU won, Rec.	Receive	Pumphrey rush	Touchdown	Interception	7:37 p.m. PT	3:06	Black	Black	W, 26-7
at Fresno State	FS won, Def.	Receive	Pumphrey rush	Downs	Interception	7:05 p.m. PT	3:03	White	Black	W, 17-3
San José State	SJSU won, Rec.	Kickoff	Wells pass f/Chap.	Punt	Punt	7:35 p.m. PT	3:14	Black	Black	W, 42-3
at Utah State	SDSU won, Rec.	Receive	Pumphrey rush	Punt	Touchdown	6 p.m. MT	3:15	White	Black	W, 40-13
Hawai'i	UH won, Def.	Receive	Wells pass f/Chap.	Touchdown	Punt	7:34 p.m. PT	3:31	Black	Black	W, 55-0
at Nevada	NV won, Def.	Receive	Pumphrey rush	Touchdown	Touchdown	7:37 p.m. PT	3:14	White	Black	W, 46-16
at Wyoming										
Colorado State										

AVERAGE STARTING FIELD POSITION

Category	San Diego State	Opponents
Drives Started	124	126
Cumulative Starting Yard Line	3,940	3,205
Average Field Position	Own 31.77	Own 25.44
Drives Started in Opponent Territory/Att. to Score	20/18	7/7
Scores/Touchdowns, Field Goals	15/12, 3	2/1, 1
Points	92	10
Drives Started (Inside/At Own 25)	49 (38/11)	73 (55/18)
Points Scored (TD/FGs)	129 (16/6)	74 (12/1)

* - kick/punt returns for a touchdown not included; & - overtime possessions not included.

SAN DIEGO STATE OFFENSIVE POSSESSIONS (DEF/ST SCORES NOT INC.)

Game	Poss.	TD	FG	MFG	Punt	TO	Clock	Downs	3&Out*	PPP^
New Hampshire	14	4	1	0	8	0	1	0	6	1.93
California	15	4+	1	0	5	2	2	1	5	1.80
at Northern Illinois	14	6	0	1	5	1	1	0	2	2.57
at South Alabama	13	3	1	0	5	2	0	2	4	1.62
UNLV	12	3	2	0	4	1	1	1	2	2.00
at Fresno State	10	2	1	0	4	0	2	1	2	1.50
San José State	11	6	0	0	3	1	1	0	1	3.27
at Utah State	11	3+	4	0	3	0	1	0	2	2.73
Hawai'i	13	5+	2	1	3	1	1	0	4	2.77
at Nevada	11	6	2	0	1	1	1	0	0	3.82
at Wyoming										
Colorado State										
TOTALS	124	42	14	2	41	9	11	5	28	2.37

* - less if there is a turnover or end of half; must not have earned a first down or scored points.
 + - indicates team scored a non-offensive touchdown. & - overtime possession included. # - possession/turnover not included when offense never had ball (turnover on special teams). ^ - PATs/2-pt. not included.

OPPONENT POSSESSIONS (DEF/ST SCORES NOT INC.)

Game	Poss.	TD	FG	MFG	Punt	TO	Clock	Downs	3&Out*	PPP^
New Hampshire	14	0	0	0	12	1	1	0	8	0.00
California	17	5	2	0	5	4	0	1	6	2.12
at Northern Illinois	14	4	0	0	5	2	1	2	6	1.71
at South Alabama	13	5+	0	0	5	1	2	0	6	2.31
UNLV	11	0+	0	0	8	1	1	1	4	0.00
at Fresno State	9	0	1	0	5	3	0	0	4	0.33
San José State	11	0	1	0	7	0	1	2	4	0.27
at Utah State	11	2	0	0	7	2	0	0	5	1.09
Hawai'i	15	0	0	0	8	4	1	2	8	0.00
at Nevada	11	2	0	0	4	3	1	1	3	1.09
at Wyoming										
Colorado State										
TOTALS	126	18	4	0	66	21	8	9	54	0.95

* - less if there is a turnover or end of half; must not have earned a first down or scored points.
 + - indicates team scored a non-offensive touchdown. & - overtime possession included. # - possession/turnover not included when offense never had ball (turnover on special teams). ^ - PATs/2-pt. not included.

DRIVE ANALYSIS

Game	SDSU		Opponent	
	TD	FG	TD	FG
New Hampshire	4	1	0	0
California	6+	1	5	2
at Northern Illinois	6	0	4	0
at South Alabama	3	1	5+	0
UNLV	3	2	0+	0
at Fresno State	2	1	0	1
San José State	6	0	0	1
at Utah State	3+	4	2	0
Hawai'i	5+	2	0	0
at Nevada	6	2	2	0
at Wyoming				
Colorado State				
TOTALS	44	14	18	4

+ - indicates team scored a non-offensive touchdown. & - overtime drives included.

GAME-OPENING DRIVE

Game	SDSU		Opponent	
	Pts.	FD Yds.	Pts.	FD Yds.
New Hampshire	0	0	0^	0
California	0	1	17	0
at Northern Illinois	0	3	25	0
at South Alabama	0	0	2^	7
UNLV	7	2	72	0
at Fresno State	0	5	75	0
San José State	0	1	19	0
at Utah State	0	1	13	7
Hawai'i	7	4	75	0
at Nevada	7	3	75	7
at Wyoming				
Colorado State				
AVERAGES	2.10	2.00	37.30	2.10

^ - indicates possession ended in a 3-and-out.

OPENING SECOND-HALF DRIVE

Game	SDSU		Opponent	
	Pts.	FD Yds.	Pts.	FD Yds.
New Hampshire	3	5	71	0
California	0	1	15	0
at Northern Illinois	0	0	-11^	7
at South Alabama	0	1	2	7
UNLV	0	2	7	0
at Fresno State	0	3	40	3
San José State	7	5	75	0
at Utah State	3	2	46	0
Hawai'i	0	0	-12^	0
at Nevada	6	4	75	0
at Wyoming				
Colorado State				
AVERAGES	1.90	2.30	30.80	1.70

^ - indicates possession ended in a 3-and-out.

MISCELLANEOUS STATS, cont.

SDSU SCORING DRIVES

Opponent	Drive		Type of	Drive	Scoring Play	
	Plays	Yds.				TOP
New Hampshire	1	86	0:11	TD	1st/3:33 SD 14	Holder 86-yd pass f/Chapman
	4	67	1:47	TD	1st/0:42 SD 33	Pumphrey 20-yd run
	6	66	2:39	TD	2nd/5:23 SD 34	Holder 14-yd pass f/Chapman
	14	71	4:50	FG	3rd/4:50 SD 13	Baron 33-yd field goal
California	8	41	3:45	TD	4th/7:00 NH 41	Penny 1-yd run
	1	25	0:04	TD	1st/6:11 CAL 25	Penny 25-yd pass f/ Chapman
	--	--	0:00	TD	1st/4:03 N/A	Penny 100-yd kickoff return
	6	80	2:09	TD	1st/1:31 SD 20	Pumphrey 33-yd run
	--	--	0:00	TD	2nd/6:22 N/A	Lakalaka 9-yd interception for TD
	11	58	3:47	FG	2nd/0:38 SD 20	Baron 39-yd field goal
	3	80	1:11	TD	3rd/8:30 SD 20	Pumphrey 57-yd run
	8	73	3:28	TD	4th/2:47 SD 27	Pumphrey 4-yd run
at Northern Illinois	1	46	0:09	TD	1st/7:19 NIU 46	Pumphrey 46-yd run
	6	68	3:16	TD	1st/1:08 SD 32	Penny 27-yd pass f/Chapman
	4	13	1:43	TD	2nd/14:09 NIU 13	Warring 5-yd pass f/Chapman
	3	45	1:14	TD	2nd/6:19 NIU 45	Holder 33-yd pass f/Chapman
	5	53	1:44	TD	4th/14:54 SD 47	Pumphrey 33-yd run
at South Alabama	2	79	0:17	TD	4th/7:40 SD 21	Pumphrey 79-yd run
	2	48	0:35	TD	1st/6:03 USA 48	Penny 15-yd run
	3	40	0:58	TD	2nd/9:45 USA 40	Pumphrey 7-yd run
	8	63	1:46	FG	2nd/0:05 SD 20	Baron 34-yd field goal
UNLV	11	90	5:35	TD	3rd/3:06 SD 10	Warring 12-yd pass f/ Chapman
	4	72	1:44	TD	1st/13:16 SD 28	Penny 41-yd pass f/Chapman
	10	27	4:51	FG	1st/8:16 SD 42	Baron 48-yd field goal
	9	45	4:52	FG	2nd/1:28 SD 23	Baron 50-yd field goal
	6	60	2:29	TD	3rd/4:50 SD 40	Pumphrey 9-yd run
at Fresno State	10	81	4:31	TD	4th/12:47 SD 19	Penny 4-yd run
	6	17	3:10	FG	1st/4:21 FS 46	Baron 47-yd field goal
	11	75	5:34	TD	2nd/9:15 SD 25	Pumphrey 2-yd run
San Jose State	9	52	3:28	TD	3rd/0:09 SD 48	Pumphrey 13-yd run
	10	70	5:18	TD	1st/2:10 SD 30	Wells 4-yd pass f/Chapman
	7	62	2:47	TD	2nd/12:34 SD 38	Penny 3-yd run
	3	43	0:50	TD	2nd/9:41 SJ 43	Pumphrey 27-yd run
	10	75	4:35	TD	3rd/10:25 SD 25	Penny 4-yd run
	11	76	5:58	TD	3rd/3:29 SD 24	Pumphrey 23-yd run
at Utah State	2	71	1:04	TD	3rd/0:00 SD 29	Penny 73-yd run
	2	44	0:44	TD	1st/7:11 US 44	Washington 39-yd run
	9	61	4:16	FG	1st/1:04 SD 35	Baron 21-yd field goal
	16	79	8:13	TD	2nd/6:33 SD 21	Truxton 10-yd pass f/Chapman
	5	45	1:35	FG	2nd/0:00 SD 31	Baron 41-yd field goal
	9	46	4:20	FG	3rd/8:24 SD 28	Baron 43-yd field goal
	12	53	6:06	FG	4th/14:43 SD 41	Baron 23-yd field goal
Hawai'i	2	65	0:44	TD	4th/13:33 SD 35	Washington 1-yd run
	--	--	0:00	TD	4th/13:31 N/A	M. Smith 28-yd interception for TD
	8	75	3:25	TD	1st/11:35 SD 25	Wells 13-yd pass f/Chapman
	11	88	5:59	TD	1st/1:59 SD 12	Truxton 9-yd pass f/Chapman
	--	--	0:00	TD	2nd/12:36 N/A	R. Smith 14-yd interception for TD
	6	20	3:20	FG	2nd/3:45 UH 33	Baron 30-yd field goal
	2	0	0:09	FG	2nd/0:04 UH 28	Baron 45-yd field goal
	4	87	2:09	TD	3rd/6:42 SD 13	Penny 73-yd run
at Nevada	2	25	0:29	TD	3rd/1:24 UH 25	Washington 24-yd pass f/Chapman
	--	--	0:00	TD	4th/14:43 N/A	Kazee 54-yd interception for TD
	6	80	2:58	TD	4th/8:02 SD 20	Washington 20-yd run
	6	75	2:28	TD	1st/12:32 SD 25	Penny 40-yd run
	10	64	5:29	FG	1st/2:03 SD 25	Baron 28-yd field goal
	3	21	0:49	TD	2nd/10:19 NV 21	Pumphrey 3-yd run
	6	32	2:35	TD	2nd/5:53 NV 32	Holder 6-yd pass f/Chapman
at Nevada	10	77	1:42	FG	2nd/0:03 SD 09	Baron 31-yd field goal
	9	75	4:40	TD	3rd/4:43 SD 25	Wells 17-yd pass f/Chapman
	2	73	0:52	TD	3rd/2:50 SD 27	Penny 72-yd run
	3	54	1:26	TD	4th/7:34 SD 46	Washington 45-yd run

OPPONENT SCORING DRIVES

Opponent	Drive		Type of	Drive	Scoring Play		
	Plays	Yds.				TOP	Score
New Hampshire					N/A		
California	6	81	1:52	TD	1st/4:19 SD 19	Rivera 33-yd pass f/Webb	
	8	75	2:32	TD	1st/1:31 SD 25	Hansen 49-yd pass f/Webb	
	9	75	3:02	TD	2nd/11:20 SD 25	Hudson 21-yd pass f/Webb	
	3	75	0:48	TD	3rd/7:52 SD 25	Robertson 59-yd pass f/Webb	
	8	32	2:48	FG	3rd/2:56 SD 40	Anderson 45-yd field goal	
	6	33	1:29	FG	4th/13:27 SD 48	Anderson 36-yd field goal	
	12	79	1:51	TD	4th/0:56 SD 21	Hudson 2-yd pass f/Webb	
	at Northern Illinois	7	65	2:27	TD	2nd/3:52 SD 35	Galladay 12-yd run
		2	54	0:31	TD	3rd/12:03 SD 46	Galladay 49-yd pass f/Graham
		7	73	3:08	TD	3rd/7:46 SD 27	Wimann 14-yd pass f/Graham
		16	65	6:43	TD	4th/8:02 SD 35	Wimann 7-yd pass f/Graham
	at South Alabama	8	90	3:29	TD	1st/10:38 USA 10	Thomas 12-yd run
8		75	4:17	TD	1st/4:17 USA 25	Kutcher 37-yd pass f/Garvin	
2		82	0:52	TD	3rd/14:08 USA 18	Everett 79-yd pass f/ Garvin	
11		69	6:08	TD	4th/11:58 USA 31	Magee 20-yd pass f/ Garvin	
2		3	0:41	TD	4th/8:02 SD 03	Ayoala 1-yd run	
--		--	0:00	TD	4th/4:17 N/A	Earl 80-yd fumble recovery	
UNLV	--	--	0:00	TD	2nd/10:35 N/A	Baldwin 20-yd fumble recovery	
at Fresno State	13	54	5:06	FG	3rd/9:54 FS 24	Kroening 39-yd field goal	
San Jose State	6	16	1:55	FG	2nd/3:00 SD 25	Crawford 26-yd field goal	
at Utah State	7	70	2:57	TD	1st/8:08 US 30	Myers 10-yd run	
	13	91	5:14	TD	4th/7:59 US 09	Colston-Green 23-yd pass f/Myers	
Hawai'i					N/A		
at Nevada	11	75	5:00	TD	1st/7:32 NV 25	Henderson 0-yd fumble return	
	--	--	0:00	PAT Ret.	3rd/4:43 N/A	Muhammad PAT return	
	8	75	3:44	TD	4th/14:06 NV 25	Demps 40-yd pass f/Gangi	

MISCELLANEOUS STATS, cont.

RESULT OF SAN DIEGO STATE TURNOVERS

Opponent	Qtr.	Turnover (Player)	Defender	Led To	Pts.
California	4	Interception (Chapman)	Rambo (INT)	Field Goal	3
	4	Fumble (Chapman)	Rubenzler (FR)	Downs	0
at Northern Illinois	1	Interception (Chapman)	Allen (INT)	Punt	0
at South Alabama	2	Fumble (Chapman)	Wallace (FR)	Interception	0
	4	Fumble (Chapman)	Earl (FR)	Touchdown	7
UNLV	2	Fumble (Chapman)	Valoaga (FF)/Baldwin (FR)	Touchdown	7
San Jose State	2	Interception (Chapman)	Ginda (INT)	Field Goal	3
Hawai'i	2	Interception (Chapman)	Farris (INT)	Interception	0
at Nevada	4	Fumble (Penny)	Muhammad (FF)/Bertrando (FR)	Interception	0

RESULT OF OPPONENT TURNOVERS

Opponent	Qtr.	Turnover (Player)	Defender	Led To	Pts.
New Hampshire	4	Interception (Knight)	McGee (INT)	Touchdown	7
California	1	Fumble (Veasy)	Ricks (FF)	Touchdown	7
	2	Interception (Webb)	Lakalaka (INT)	Touchdown	7
	3	Interception (Webb)	Kelly (INT)	Touchdown	7
	4	Interception (Webb)	Kazee (INT)	End of Game	0
at Northern Illinois	1	Interception (Graham)	Kazee (INT)	Touchdown	7
	4	Interception (Graham)	Lomax (INT)	Punt	0
at South Alabama	2	Interception (Garvin)	Babiash (INT)	Field Goal	3
UNLV	1	Interception (Sneed)	Babiash (INT)	Field Goal	3
at Fresno State	1	Interception (Virgil)	Kazee (INT)	Field Goal	3
	2	Interception (Cusick)	Babiash (INT)	End of Half	0
	4	Interception (Virgil)	Kelly (INT)	End of Game	0
at Utah State	3	Fumble (Myers)	Turner (FF)/Baldwin (FR)	Field Goal	3
	4	Interception (Myers)	M. Smith (INT)	Touchdown	7
Hawai'i	2	Interception (Brown)	R. Smith (INT)	Touchdown	7
	2	Interception (Brown)	Lakalaka (INT)	Field Goal	3
	3	Interception (Zwahlen)	Kazee (INT)	Missed Field Goal	0
	4	Interception (Brown)	Kazee (INT)	Touchdown	7
at Nevada	2	Interception (Gangi)	R. Smith (INT)	Touchdown	7
	2	Interception (Gangi)	Baldwin (INT)	Touchdown	6
	4	Interception (Gangi)	Kelly (INT)	Touchdown	7

Opponents' 21 turnovers resulted in 91 San Diego State points.
San Diego State's 9 turnovers resulted in 20 opponent points.

TURNOVER ANALYSIS

	TO	Opp. Pts.	TD/FG	Pts./TO
San Diego State	9	20	2/2	2.22
Opponents	21	91	11/5	4.33

TURNOVERS LOST

Name	TO's Lost	Fum.	Int.	Points	PPT
Christian Chapman	8	4	4	20.00	2.50
Rashaad Penny	1	1	0	0.00	0.00
TOTALS	9	5	4	20.00	2.22

TO's Lost - turnovers lost, Fum. - fumbles lost, Int. - interceptions thrown, Points - points scored by the opponent after a turnover, PPT - points per turnover scored by the opponent

TURNOVERS GAINED

Name	#TAPO	FF	FR	Int.	Points	^PPT
Damontae Kazee	5	0	0	5	17.00	3.40
Kameron Kelly	3	0	0	3	14.00	4.67
Derek Babiash	3	0	0	2	6.00	2.00
Ron Smith	2	0	0	2	14.00	14.00
Ronley Lakalaka	2	0	0	2	10.50	5.25
Na'im McGee	2	0	1	1	10.50	5.25
Parker Baldwin	2	0	1	1	7.50	3.75
Malik Smith	1	0	0	1	7.00	7.00
Randy Ricks	1	1	0	0	3.50	7.00
Dakota Turner	1	1	0	0	1.50	1.50
Trey Lomax	1	0	0	1	0.00	0.00
TOTALS	*23	2	2	19	91.00	4.33

#TAPO - turnovers a part of (FF, FR or INT), FF - forced fumbles, FR - fumbles recovered, Int. - interceptions, Points - points scored off an opponent's turnover (note that fumbles forced and fumbles recovered are each awarded half the points for SDSU's score; ex. a touchdown and PAT after a fumble gives each player 3.50 points), ^PPT - points per turnover scored by SDSU, * - Total turnovers equals FR and INTs.

FIRST DOWNS EARNED

Name	Pass	Receive	Rush	Total
Donnel Pumphrey	0	8	79	87
Christian Chapman	64	0	8	72
Rashaad Penny	0	7	34	41
Mikah Holder	0	17	0	17
Juwan Washington	0	1	13	14
David Wells	0	10	0	10
Eric Judge	0	8	0	8
Nick Bawden	0	6	0	6
Quest Truxton	0	4	2	6
Ryan Agnew	2	0	1	3
Kahale Warring	0	2	0	2
Chase Favreau	0	1	0	1
Parker Houston	0	1	0	1
Darryl Richardson	0	1	0	1
TOTALS	66	66	137	269

MISCELLANEOUS STATS, cont.

SAN DIEGO STATE BIG OFFENSIVE PLAYS (20+ YARDS) (54 overall)

Game	Player	Type	Down & Dis.	Yards
New Hampshire - 5	Mikah Holder f/Christian Chapman	Pass	1-10	86
	Mikah Holder f/Christian Chapman	Pass	1-10	35
	Mikah Holder f/Christian Chapman	Pass	1-10	29
	Donnel Pumphrey f/Christian Chapman	Pass	3-9	26
	Donnel Pumphrey	Run	1-10	20
California - 5	Donnel Pumphrey	Run	2-2	57
	Donnel Pumphrey	Run	2-7	33
	Donnel Pumphrey	Run	2-10	33
	Donnel Pumphrey	Run	2-6	31
at Northern Ill. - 6	Rashaad Penny f/Christian Chapman	Pass	1-10	25
	Donnel Pumphrey	Run	2-10	79
	Donnel Pumphrey	Run	1-10	46
	Mikah Holder f/Christian Chapman	Pass	1-10	33
	Donnel Pumphrey	Run	3-1	33
at South Alabama - 4	Rashaad Penny f/Christian Chapman	Pass	1-10	27
	Rashaad Penny	Run	2-9	27
	Donnel Pumphrey	Run	1-10	36
	Mikah Holder f/Christian Chapman	Pass	1-10	33
	Donnel Pumphrey	Run	1-10	25
UNLV - 7	Eric Judge f/Christian Chapman	Pass	2-16	27
	Rashaad Penny f/Christian Chapman	Pass	2-3	41
	Mikah Holder f/Christian Chapman	Pass	1-10	28
	Mikah Holder f/Christian Chapman	Pass	2-7	27
	Rashaad Penny	Rush	1-10	22
at Fresno State - 1	Rashaad Penny	Rush	1-10	21
	Rashaad Penny	Rush	3-10	20
	Quest Truxton f/Christian Chapman	Pass	2-6	20
	Donnel Pumphrey	Rush	2-6	22
	San Jose State - 6	Rashaad Penny	Rush	2-12
San Jose State - 6	Rashaad Penny f/Christian Chapman	Pass	2-9	35
	Rashaad Penny f/Christian Chapman	Pass	1-10	29
	Donnel Pumphrey	Rush	1-10	27
	David Wells f/Christian Chapman	Pass	2-3	24
	Donnel Pumphrey	Rush	1-10	23
at Utah State - 5	Juwan Washington	Rush	1-10	64
	Donnel Pumphrey	Rush	1-10	44
	Juwan Washington	Rush	2-5	39
	Donnel Pumphrey	Rush	2-2	23
	Quest Truxton	Rush	1-10	21
Hawai'i - 8	Rashaad Penny	Rush	1-10	73
	Donnel Pumphrey	Rush	3-2	25
	Juwan Washington f/Christian Chapman	Pass	2-9	24
	Ryan Agnew	Rush	1-10	23
	Quest Truxton	Rush	1-10	23
	Darryl Richardson f/Ryan Agnew	Pass	1-10	21
	Donnel Pumphrey	Rush	2-2	20
	Juwan Washington	Rush	2-6	20
at Nevada - 7	Rashaad Penny	Rush	2-9	72
	Juwan Washington	Rush	2-13	45
	Donnel Pumphrey	Rush	3-12	42
	Donnel Pumphrey	Rush	1-10	40
	Donnel Pumphrey	Rush	3-2	34
	Rashaad Penny	Rush	2-6	31
	Mikah Holder f/Christian Chapman	Pass	3-9	22

Red indicates TD scored on play

OPPONENT BIG OFFENSIVE PLAYS (20+ YARDS) (30 overall)

Game	Player	Type	Down & Dis.	Yards
New Hampshire - 1	Adam Riese f/Dalton Crossan	Pass	1-10	23
California - 7	Demetrious Robertson f/Davis Webb	Pass	1-10	59
	Chad Hansen f/Davis Webb	Pass	1-10	49
	Vic Wharton III f/Davis Webb	Pass	3-9	35
	Bug Rivera f/Davis Webb	Pass	1-10	33
	Chad Hansen f/Davis Webb	Pass	1-10	31
	Vic Enward	Run	2-5	22
	Raymond Hudson f/Davis Webb	Pass	1-10	21
at Northern Ill. - 3	Kenny Golladay f/Ryan Graham	Pass	2-5	49
	Jordan Huff f/Ryan Graham	Pass	2-10	30
	Ezra Saffold f/Ryan Graham	Pass	3-20	28
at South Alabama - 4	Gerald Everett f/Cole Garvin	Pass	2-7	79
	Kevin Kutchera f/Cole Garvin	Pass	1-10	37
	Josh Magee f/Cole Garvin	Pass	1-10	31
	Josh Magee f/Cole Garvin	Pass	2-20	20
UNLV - 0	N/A			
at Fresno State - 3	Jamire Jordan f/Chasion Virgil	Pass	2-10	49
	Chasion Virgil	Rush	2-5	28
	KeeSean Johnson f/Chasion Virgil	Pass	3-7	22
San Jose State - 3	Justin Holmes f/Kenny Potter	Pass	3-13	23
	Tre Hartley f/Kenny Potter	Pass	1-10	22
	Kenny Potter	Rush	3-3	21
at Utah State - 4	Alex Byers f/ Kent Myers	Pass	3-12	43
	Wyatt Houston f/Kent Myers	Pass	3-1	25
	Jaren Colston-Green f/Kent Myers	Pass	4-10	23
	Rayshad Lewis f/Kent Myers	Pass	3-9	22
Hawai'i - 0	N/A			
at Nevada - 5	Wyatt Demps f/Ty Gangi	Pass	1-10	40
	Victor Gonzalez f/Ty Gangi	Pass	3-9	39
	Wyatt Demps f/Ty Gangi	Pass	3-4	35
	Brandon Scott f/Ty Gangi	Pass	2-9	25
	Jarred Gipson f/Ty Gangi	Pass	2-21	20

SAN DIEGO STATE BIG PLAYS (20+ YARDS)

Name	Total	Rushing	Receiving	20-29	30-39	40-49	50-59	60-69	70-79	80-89	90-99
Donnel Pumphrey	21	20	1	9	6	4	1	0	1	0	0
Rashaad Penny	13	8	5	7	2	1	0	0	3	0	0
Mikah Holder	8	0	8	4	3	0	0	0	0	1	0
Juwan Washington	5	4	1	2	1	1	0	1	0	0	0
Quest Truxton	3	2	1	3	0	0	0	0	0	0	0
Ryan Agnew	1	1	0	1	0	0	0	0	0	0	0
Eric Judge	1	0	1	1	0	0	0	0	0	0	0
Darryl Richardson	1	0	1	1	0	0	0	0	0	0	0
David Wells	1	0	1	1	0	0	0	0	0	0	0
SDSU TOTALS	54	35	19	29	12	6	1	1	4	1	0
OPPONENTS	30	3	27	15	8	5	1	0	1	0	0

MISCELLANEOUS STATS, cont.

SEASON HIGHS

POINTS SCORED

18, Rashaad Penny vs. San Jose State (Oct. 21)
 18, Donnel Pumphrey at Northern Illinois (Sept. 17)
 18, Donnel Pumphrey vs. California (Sept. 10)

TOUCHDOWNS SCORED

3, Donnel Pumphrey vs. San Jose State (Oct. 21)
 3, Donnel Pumphrey at Northern Illinois (Sept. 17)
 3, Donnel Pumphrey vs. California (Sept. 10)

MOST RUSHING ATTEMPTS

38, Donnel Pumphrey at Fresno State (Oct. 14)
 32, Donnel Pumphrey at Utah State (Oct. 28)
 31, Donnel Pumphrey vs. UNLV (Oct. 8)

MOST RUSHING YARDS

281, Donnel Pumphrey vs. California (Sept. 10)
 223, Donnel Pumphrey at Utah State (Oct. 28)
 220, Donnel Pumphrey at Fresno State (Oct. 14)
 220, Donnel Pumphrey at Northern Illinois (Sept. 17)

MOST RUSHING TOUCHDOWNS

3, Rashaad Penny vs. San Jose State (Oct. 21)
 3, Donnel Pumphrey at Northern Illinois (Sept. 17)
 3, Donnel Pumphrey vs. California (Sept. 10)

LONGEST RUSH

79, Donnel Pumphrey at Northern Illinois (Sept. 17)
 73, Rashaad Penny vs. Hawai'i (Nov. 5)
 73, Rashaad Penny vs. San Jose State (Oct. 21)

MOST PASSING ATTEMPTS

25, Christian Chapman vs. New Hampshire (Sept. 3)
 23, Christian Chapman vs. California (Sept. 10)
 22, Christian Chapman at South Alabama (Oct. 1)

MOST PASSING COMPLETIONS

16, Christian Chapman vs. New Hampshire (Sept. 3)
 15, Christian Chapman vs. UNLV (Oct. 8)
 14, Christian Chapman vs. California (Sept. 10)

MOST PASSING YARDS

283, Christian Chapman vs. New Hampshire (Sept. 3)
 215, Christian Chapman vs. UNLV (Oct. 8)
 167, Christian Chapman vs. San Jose State (Oct. 21)

MOST PASSING TOUCHDOWNS

3, Christian Chapman vs. Hawai'i (Nov. 5)
 3, Christian Chapman at Northern Illinois (Sept. 17)
 2, Christian Chapman at Nevada (Nov. 12)
 2, Christian Chapman vs. New Hampshire (Sept. 3)

LONGEST PASS

86, Christian Chapman vs. New Hampshire (Sept. 3)
 41, Christian Chapman vs. UNLV (Oct. 8)
 35, Christian Chapman vs. San Jose State (Oct. 21)
 35, Christian Chapman vs. California (Sept. 10)

MOST RECEPTIONS

7, Donnel Pumphrey vs. UNLV (Oct. 8)
 5, David Wells vs. San Jose State (Oct. 21)
 5, Eric Judge vs. New Hampshire (Sept. 3)

MOST RECEIVING YARDS

160, Mikah Holder vs. New Hampshire (Sept. 3)
 68, Mikah Holder vs. UNLV (Oct. 8)
 67, Mikah Holder at Northern Illinois (Sept. 17)

MOST RECEIVING TOUCHDOWNS

2, Mikah Holder vs. New Hampshire (Sept. 3)
 1, 13 times, last David Wells at Nevada (Nov. 12)

LONGEST RECEPTION

86, Mikah Holder vs. New Hampshire (Sept. 3)
 41, Rashaad Penny vs. UNLV (Oct. 8)

35, Rashaad Penny vs. San Jose State (Oct. 21)
 35, Mikah Holder vs. New Hampshire (Sept. 3)

MOST FIELD GOALS

4, John Baron at Utah State (Oct. 28)
 2, John Baron at Nevada (Nov. 12)
 2, John Baron vs. Hawai'i (Nov. 5)
 2, John Baron vs. UNLV (Oct. 8)

LONGEST FIELD GOAL

50, John Baron vs. UNLV (Oct. 8)
 48, John Baron vs. UNLV (Oct. 8)
 47, John Baron at Fresno State (Oct. 14)

MOST PUNTS

8, Tanner Blain vs. New Hampshire (Sept. 3)
 5, Tanner Blain at South Alabama (Oct. 1)
 5, Tanner Blain at Northern Illinois (Sept. 17)
 5, Tanner Blain vs. California (Sept. 10)

HIGHEST PUNTING AVERAGE

51.0, Tanner Blain vs. Hawai'i (Nov. 5)
 46.4, Tanner Blain at South Alabama (Oct. 1)
 44.0, Tanner Blain at Utah State (Oct. 28)

LONGEST PUNT

57, Tanner Blain at Fresno State (Oct. 14)
 56, Tanner Blain vs. Hawai'i (Nov. 5)
 55, Tanner Blain vs. UNLV (Oct. 8)

LONGEST PUNT RETURN

41, Quest Truxton vs. Hawai'i (Nov. 5)
 33, Quest Truxton vs. Hawai'i (Nov. 5)
 32, Quest Truxton at South Alabama (Oct. 1)

MOST PUNT RETURN YARDS

73, Quest Truxton vs. Hawai'i (Nov. 5)
 46, Quest Truxton vs. California (Sept. 10)
 44, Quest Truxton vs. UNLV (Oct. 8)

LONGEST KICKOFF RETURN

100, Rashaad Penny vs. California (Sept. 10)
 56, Rashaad Penny at Utah State (Oct. 28)
 53, Juwan Washington at Northern Illinois (Sept. 17)

MOST KICKOFF RETURN YARDS

100, Rashaad Penny vs. California (Sept. 10)
 93, Juwan Washington at Northern Illinois (Sept. 17)
 58, Rashaad Penny at South Alabama (Oct. 1)

MOST ALL-PURPOSE YARDS

310, Donnel Pumphrey vs. California (Sept. 10)
 229, Donnel Pumphrey at Utah State (Oct. 28)
 228, Rashaad Penny at Nevada (Nov. 12)

MOST TACKLES

14, Calvin Munson vs. California (Sept. 10)
 11, Calvin Munson vs. New Hampshire (Sept. 3)
 10, Calvin Munson at Fresno State (Oct. 14)
 10, Malik Smith at Northern Illinois (Sept. 17)

MOST SACKS

2.0, Austin Wyatt-Thayer vs. San Jose State (Oct. 21)
 2.0, Alex Barrett vs. New Hampshire (Sept. 3)
 1.0, 18 times, last Sergio Phillips at Nevada (Nov. 12)

MOST TACKLES FOR LOSS

2.0, four times, last Austin Wyatt-Thayer vs. San Jose State (Oct. 21)

MOST INTERCEPTIONS

2, Damontae Kazee vs. Hawai'i (Nov. 5)
 1, 17 times, last Kameron Kelly at Nevada (Nov. 12)

LONGEST INTERCEPTION RETURN

54, Damontae Kazee vs. Hawai'i (Nov. 5)
 30, Damontae Kazee vs. Hawai'i (Nov. 5)
 28, Malik Smith at Utah State (Oct. 28)

Red indicates TD scored on play

THIRD DOWN EFFICIENCY ANALYSIS

Name	Total	Pct.	1	2	3	4	5	6-10	11+	Longest Converted
SAN DIEGO STATE	52-120	43.33	9-12	10-13	5-9	7-12	3-9	16-45	2-20	3rd at 12 at Nevada
OPPONENTS	54-152	35.53	10-13	7-13	4-11	5-11	4-16	18-66	6-22	3rd at 20 at Northern Illinois

GOAL TO GO

Name	No.	Score	TD	FG	MFG	Downs	TOs	Half	Game	Points [^]	PPP
SAN DIEGO STATE	17	16	13	3	0	1	0	0	0	87	5.12
OPPONENTS	6	4	4	0	0	1	1	0	0	24	4.00

[^] - Does not include PAT; PPP - Points per possession

PUNT ANALYSIS

Name	Punts	Yards	Avg.	TB	Returns	Yards	Avg.	Net Average	Pct. Not Returned	In 20	In 10	In 5	Opp. Territory No.	Yds.	Adj. 50 & Out No.	Adj. 50 & Out Avg.
Tanner Blain	41	1,677	40.90	4	13	70	5.38	37.24	68.29	18	7	3	15	542	26	43.65
TOTALS	41	1,677	40.90	4	13	70	5.38	37.24	68.29	18	7	3	15	542	26	43.65
OPPONENTS	66	2,766	41.91	3	22	238	10.82	37.53	66.67	17	7	0	6	210	60	42.60

Returns - times the opponent returned a punt, Yards - yards for the returned punts, Avg. - yards per returned punt, Pct. Not Returned - percent of the punts that were not returned, In 20 - inside 20, In 10 - inside 10, In 5 - inside 5, Opp. Territory - number and yards of punts inside opponents' territory, Adj. 50 & Out - punt average excluding punts inside opponents' territory.

KICKOFF ANALYSIS

Name	Total	NR	FC	Muf	NA	TB	In 20	In 25	OB	OnS	Squib	Total YL	Return YL	AFP	AFP w/R
John Baron	70	48	0	0	2	19	14	28	1	0	2	1,695	1,111	24.21	23.15
TOTALS	70	48	0	0	2	19	14	28	1	0	2	1,695	1,111	24.21	23.15
OPPONENTS	33	18	5	0	0	10	5	6	0	1	0	1,023	616	31.00	34.22

Does not include penalties; NR - no. of returns, FC - fair catch, MUF - muffed, NA - no attempt of a return, TB - touchback, In 20 - inside 20, In 25 - inside 25, OB - out of bounds, OnS - onsides (does not count for AFB or AFB w/R); Squib - squibs, Total YL - opponent total yardline, Return YL - opponent total yardline on returns, AFP - average field position on kickoffs, AFP/R - average field position on returned kickoffs.

LAST TIME IT HAPPENED

<u>TEAM</u>	<u>San Diego State</u>	<u>Opponent</u>
Scored, 60 or More Points	Nov. 3, 1990 vs. Utah (66)	Nov. 15, 2008 vs. No. 7 Utah* (63)
Scored, 50 or More Points	Nov. 5, 2016 vs. Hawai'i* (55)	Sept. 29, 2012 at Fresno State* (52)
Scored, 40 or More Points	Nov. 12, 2016 at Nevada* (45)	Oct. 1, 2016 at South Alabama (42)
Total Offense, 600 Yards or More	Nov. 12, 2016 at Nevada* (620)	Sept. 10, 2016 vs. California (604)
Total Offense, 500 Yards or More	Nov. 12, 2016 at Nevada* (620)	Sept. 10, 2016 vs. California (604)
Total Offense, 400 Yards or More	Nov. 12, 2016 at Nevada* (620)	Sept. 10, 2016 vs. California (604)
Total Offense, 85 or More Plays	Oct. 26, 2013 vs. No. 15 Fresno State* (87)	Sept. 10, 2016 vs. California (94)
Total Offense, 75 or More Plays	Sept. 12, 2015 at California (75)	Sept. 17, 2016 at Northern Illinois (75)
30 or More First Downs	Nov. 27, 2010 vs. UNLV* (30)	Sept. 10, 2016 vs. California (30)
25 or More First Downs	Nov. 12, 2016 at Nevada* (25)	Sept. 10, 2016 vs. California (30)
Two-Point Conversion	Oct. 1, 2016 at South Alabama	Nov. 12, 2011 at Colorado State*
Rushing, 400 Yards or More	Nov. 12, 2016 at Nevada* (474)	Sept. 10, 2011 vs. Army (403)
Rushing, 300 Yards or More	Nov. 12, 2016 at Nevada* (474)	Dec. 5, 2015 vs. Air Force* (305)
Rushing, 70 or More Attempts	Nov. 17, 1979 vs. Texas-El Paso (71)	Sept. 10, 2011 vs. Army (77)
Rushing, 60 or More Attempts	Oct. 14, 2016 at Fresno State* (61)	Nov. 10, 2012 vs. Air Force* (68)
Rushing, 50 or More Attempts	Oct. 28, 2016 at Utah State* (57)	Oct. 4, 2013 vs. Nevada* (58)
Rushing, 7 or More Touchdowns	Sept. 14, 1991 vs. Pacific (7)	
Rushing, 6 or More Touchdowns	Oct. 5, 1991 at Hawai'i (6)	
Rushing, 5 or More Touchdowns	Oct. 21, 2016 vs. San Jose State* (5)	
Rushing, 4 or More Touchdowns	Nov. 12, 2016 at Nevada* (4)	
Passing, 500 Yards or More	Nov. 20, 2010 vs. No. 25 Utah* (528)	Sept. 10, 2016 vs. California (522)
Passing, 400 Yards or More	Dec. 17, 2011 vs. La.-Lafayette (413)	Sept. 10, 2016 vs. California (522)
Passing, 300 Yards or More	Nov. 21, 2014 vs. Air Force (326)	Sept. 10, 2016 vs. California (522)
Passing, 50 or More Attempts	Aug. 31, 2013 vs. Eastern Illinois (64)	Sept. 10, 2016 vs. California (72)
Passing, 40 or More Attempts	Nov. 30, 2013 at UNLV* (46)	Nov. 5, 2016 vs. Hawai'i* (45)
Passing, 30 or More Attempts	Nov. 21, 2014 vs. Air Force* (31)	Nov. 12, 2016 at Nevada* (37)
Passing, 30 or More Completions	Nov. 19, 2011 vs. No. 10 Boise State* (30)	Sept. 10, 2016 vs. California (41)
Passing, 25 or More Completions	Aug. 31, 2013 vs. Eastern Illinois (27)	Nov. 5, 2016 vs. Hawai'i* (25)
Passing, 20 or More Completions	Nov. 1, 2014 at Nevada* (21)	Nov. 5, 2016 vs. Hawai'i* (25)
Passing, 6 or More Touchdowns	Oct. 24, 2009 at Colorado State* (6)	
Passing, 5 or More Touchdowns	Oct. 24, 2009 at Colorado State* (6)	Sept. 10, 2016 vs. California (5)
Shut Out	Nov. 5, 2016 vs. Hawai'i* (W, 31-0)	Nov. 18, 2006 at TCU* (L, 0-52)
Shut Out Through 3 Quarters	Nov. 5, 2016 vs. Hawai'i* (W, 31-0)	Nov. 21, 2009 at No. 23 Utah* (L, 7-38)
Shut Out Through Halftime	Nov. 5, 2016 vs. Hawai'i* (W, 31-0)	Sept. 7, 2013 at No. 3 Ohio State (L, 7-42)
Shut Out Through 1 Quarter	Nov. 5, 2016 vs. Hawai'i* (W, 31-0)	Dec. 5, 2015 vs. Air Force (W, 27-24)
Recorded a Safety	Oct. 4, 2013 vs. Nevada* (W, 51-44 (ot))	Aug. 30, 2008 vs. Cal Poly (L, 27-29)
Allowed No Offensive Touchdowns	Nov. 5, 2016 vs. Hawai'i* (W, 31-0)	Dec. 20, 2012 vs. Brigham Young (L, 6-23)
Allowed 200 Yards or Less Total Offense	Oct. 8, 2016 vs. UNLV* (122)	Oct. 11, 2008 vs. Air Force* (165)
Allowed 100 Yards or Less Total Offense	Oct. 3, 2015 vs. Fresno State* (89)	Oct. 4, 2008 at TCU* (85)
Allowed 50 Yards or Less Rushing	Nov. 5, 2016 vs. Hawai'i* (48)	Nov. 13, 2010 at No. 3 TCU* (38)
Allowed 100 Yards or Less Rushing	Nov. 12, 2016 at Nevada* (90)	Nov. 30, 2013 at UNLV* (88)
Allowed 100 Yards or Less Passing	Oct. 8, 2016 vs. UNLV* (9)	Nov. 5, 2016 vs. Hawai'i* (97)
Allowed 10 First Downs or Fewer	Oct. 14, 2016 at Fresno State* (10)	Nov. 13, 2010 at No. 3/3 TCU* (7)

LAST TIME IT HAPPENED, cont.

<u>TEAM</u>	<u>San Diego State</u>	<u>Opponent</u>
Did Not Commit a Turnover	Oct. 14, 2016 at Fresno State* (0)	Oct. 21, 2016 vs. San Jose State* (0)
Recorded 6 or More Turnovers	Sept. 5, 2015 vs. San Diego (6)	
Recorded 5 or More Turnovers	Sept. 5, 2015 vs. San Diego (6)	
Intercepted 5 or More Passes	Sept. 5, 2015 vs. San Diego (5)	
Intercepted 4 or More Passes	Nov. 5, 2016 vs. Hawai'i* (4)	
Intercepted 3 or More Passes	Nov. 12, 2016 at Nevada* (3)	Sept. 6, 2014 at No. 21 North Carolina (3)
Recovered 4 Fumbles	Dec. 23, 2014 vs. Navy (4)	Nov. 16, 2013 at Hawai'i* (4)
Recovered 3 Fumbles	Oct. 23, 2015 vs. Utah State* (3)	Sept. 26, 2015 at Penn State (3)
Scored a Defensive Touchdown	Nov. 5, 2016 vs. Hawai'i* (interception return)	Oct. 8, 2016 vs. UNLV* (fumble return)
Recorded 10 or More Tackles For Loss	Nov. 21, 2015 at UNLV* (12)	
Recorded 5 or More Sacks	Oct. 21, 2016 vs. San Jose State* (5)	Sept. 29, 2012 at Fresno State* (5)
No Penalties	Oct. 13, 2012 vs. Colorado State*	Oct. 8, 2016 vs. UNLV*
Time of Possession, 35 plus minutes	Oct. 28, 2016 vs. Utah State* (36:45)	Sept. 20, 2014 at Oregon State (35:27)

INDIVIDUAL

RUSHING

Rushing, 300 Yards or More	300, by Marshall Faulk vs. Hawai'i,* W - 52-28, Nov. 14, 1992
Rushing, 250 Yards or More	281, by Donnel Pumphrey vs. California, W - 45-40, Sept. 10, 2016
Rushing, 200 Yards or More	208, by Rashaad Penny at Nevada*, W - 46-16, Nov. 12, 2016
Rushing, 150 Yards or More	208, by Rashaad Penny and 198, by Donnel Pumphrey at Nevada*, W - 46-16, Nov. 12, 2016
Rushing, 100 Yards or More	208, by Rashaad Penny and 198, by Donnel Pumphrey at Nevada*, W - 46-16, Nov. 12, 2016
Had two 100-yard rushers	208, by Rashaad Penny and 198, by Donnel Pumphrey at Nevada*, W - 46-16, Nov. 12, 2016
Rushing, 40 Times or More	40, by Lynell Hamilton vs. Wyoming*, W - 25-20, Oct. 25, 2003
Rushing, 35 Times or More	38, by Donnel Pumphrey at Fresno State*, W - 17-3, Oct. 14, 2016
Rushing, 30 Times or More	32, by Donnel Pumphrey at Utah State*, W - 40-13, Oct. 28, 2016
Rushing, 25 Times Or More	26, by Donnel Pumphrey at Nevada*, W - 46-16, Nov. 12, 2016
Rushing, 4 Touchdowns or More	4, by Donnel Pumphrey vs. UNLV*, W - 34-17, Sept. 27, 2014
Rushing, 3 Touchdowns or More	3, by Rashaad Penny vs. San Jose State*, W - 42-3, Oct. 21, 2016
Rushing, 2 Touchdowns or More	2, by Rashaad Penny at Nevada*, W - 46-16, Nov. 12, 2016
Had a run of 80 yards or more	93, by Donnel Pumphrey at New Mexico*, W - 24-14, Oct. 10, 2014
Had a run of 70 yards or more	72, by Rashaad Penny at Nevada*, W - 46-16, Nov. 12, 2016
Had a run of 60 yards or more	72, by Rashaad Penny at Nevada*, W - 46-16, Nov. 12, 2016
Had a run of 50 yards or more	72, by Rashaad Penny at Nevada*, W - 46-16, Nov. 12, 2016

Passing, 500 Yards or More	528, by Ryan Lindley vs. No. 25 Utah*, L - 34-38, Nov. 20, 2010
Passing, 400 Yards or More	413, by Ryan Lindley vs. Louisiana-Lafayette, L - 30-32, Dec. 17, 2011
Passing, 300 Yards or More	326, by Quinn Kaehler vs. Air Force*, W - 30-14, Nov. 21, 2014
Attempted 50 or more passes	63, by Adam Dingwell vs. Eastern Illinois, L - 19-40, Aug. 31, 2013
Attempted 40 or more passes	46, by Quinn Kaehler at UNLV*, L - 19-45, Nov. 30, 2013
Attempted 30 or more passes	30, by Quinn Kaehler vs. Air Force*, W - 30-14, Nov. 21, 2014
Completed 40 or more passes	40, by Todd Santos vs. Stanford, L - 40-44, Oct. 17, 1987
Completed 35 or more passes	36, by Ryan Lindley vs. No. 25 Utah*, L - 34-38, Nov. 20, 2010
Completed 30 or more passes	30, by Ryan Lindley vs. No. 10 Boise State*, L - 35-52, Nov. 19, 2011
Threw six touchdown passes	6, by Ryan Lindley at Colorado State*, W - 42-28, Oct. 24, 2009
Threw five touchdown passes	6, by Ryan Lindley at Colorado State*, W - 42-28, Oct. 24, 2009
Threw four touchdown passes	4, by Ryan Lindley vs. Cal Poly, W - 49-21, Sept. 3, 2011
Threw three touchdown passes	3, by Christian Chapman vs. Hawai'i*, W - 55-0, Nov. 5, 2016
Completed a pass of 80 yards or more	86, by Christian Chapman to Mikah Holder vs. New Hampshire, W - 31-0, Sept. 3, 2016
Completed a pass of 70 yards or more	86, by Christian Chapman to Mikah Holder vs. New Hampshire, W - 31-0, Sept. 3, 2016
Completed a pass of 60 yards or more	86, by Christian Chapman to Mikah Holder vs. New Hampshire, W - 31-0, Sept. 3, 2016
Completed a pass of 50 yards or more	86, by Christian Chapman to Mikah Holder vs. New Hampshire, W - 31-0, Sept. 3, 2016

LAST TIME IT HAPPENED, cont.

INDIVIDUAL

RECEIVING

Caught 15 or more passes

Caught 10 or more passes

Had 200 or more yards receiving

Had 150 or more yards receiving

Had 100 or more yards receiving

Had two 100-yard receivers

Caught three or more TDs

Caught two or more TDs

15, by DeMarco Sampson at Colorado State*, W - 42-28, Oct. 24, 2009

10, by Ezell Ruffin vs. No. 15 Fresno State*, L - 28-35 (ot), Oct. 26, 2013

257, by DeMarco Sampson at Colorado State*, W - 42-28, Oct. 24, 2009

160, by Mikah Holder vs. New Hampshire, W - 31-0, Sept. 3, 2016

160, by Mikah Holder vs. New Hampshire, W - 31-0, Sept. 3, 2016

125, by Gavin Escobar and 102, by Colin Lockett vs. Fresno State, W - 35-28, Dec. 3, 2011

3, by Colin Lockett vs. Louisiana-Lafayette, L - 30-32, Dec. 17, 2011

2, by Mikah Holder vs. New Hampshire, W - 31-0, Sept. 3, 2016

TOTAL OFFENSE

Had 500 or more yards total offense

Had 400 or more yards total offense

Had 100 yards both passing and rushing

518, by Ryan Lindley vs. No. 25 Utah, L - 34-38, Nov. 20, 2010

419, by Ryan Lindley vs. Louisiana-Lafayette, L - 30-32, Dec. 17, 2011

229 (passing), 101 (rushing), by Kevin O'Connell at Brigham Young*, L - 16-49, Nov. 6, 2004

SCORING

Accounted for five or more TDs

Accounted for four or more TDs

Accounted for three or more TDs

5, by Ryan Katz vs. Hawai'i*, W - 52-14, Oct. 6, 2012

4, by Donnel Pumphrey vs. UNLV*, W - 34-17, Sept. 27, 2014

3, by Christian Chapman vs. Hawai'i*, W - 55-0, Nov. 5, 2016

RETURNS

Returned a fumble for a touchdown

Returned an interception for a touchdown

Returned a kickoff for a touchdown

Returned a punt for a touchdown

Returned a two-point conversion

Returned a blocked punt for a touchdown

Returned a blocked field goal for a touchdown

52, by Everett Beed vs. Air Force*, W - 28-9, Nov. 10, 2012

54, by Damontae Kazee, and 14, by Ron Smith vs. Hawai'i*, W - 55-0, Nov. 5, 2016

100, by Rashaad Penny vs. California, W - 45-40, Sept. 10, 2016

66, by Damontae Kazee vs. UNLV, W - 38-7, Nov. 21, 2015

by David Lamar at New Mexico State, W - 26-16, Sept. 28, 2013

by Freddy Keiaho vs. New Mexico*, L - 24-47, Oct. 22, 2005

Has not happened since start of 2003 season

DEFENSE

Intercepted three or more passes

Intercepted two or more passes

Recovered three or more fumbles

Recovered two or more fumbles

Recorded 15 or more tackles

Recorded 10 or more tackles

Recorded three or more quarterback sacks

Recorded two quarterback sacks

Recorded four tackles for loss

Recorded three tackles for loss

3, by Damontae Kazee vs. San Diego, W - 37-3, Sept. 5, 2015

2, by Damontae Kazee vs. Hawai'i*, W - 55-0, Nov. 5, 2016

Never

2, by Kirk Morrison at New Mexico*, L - 8-15, Nov. 9, 2002

15, by Nat Berhe at Nevada*, W - 39-38 (ot), Oct. 20, 2012

10, by Calvin Munson at Fresno State*, W - 17-3, Oct. 14, 2016

3.5, by Kyle Kelley vs. Cincinnati, W - 42-7, Dec. 24, 2015

2.0, by Austin Wyatt-Thayer vs. San Jose State*, W - 42-3, Oct. 21, 2016

4.0, by Calvin Munson at San José State* - W, 30-7, Oct. 17, 2015

3.5, by Kyle Kelley vs. Cincinnati, W - 42-7, Dec. 24, 2015

SPECIAL TEAMS

Scored 15 or more points kicking

Scored 10 or more points kicking

Kicked five or more field goals

Kicked four or more field goals

Kicked three or more field goals

Kicked two field goals of 50 or more yards

Kicked a 50-yard field goal

Kicked a punt 70 or more yards

Kicked a punt 60 or more yards

Punted nine or more times

Totaled 100 or more kick return yards

Totaled 100 or more punt return yards

Blocked a punt

Blocked a field goal

Blocked a PAT

16, by John Baron at Utah State*, - W, 40-13, Oct. 26, 2016

10, by John Baron at Nevada*, - W, 46-16, Nov. 12, 2016

Never

4, by John Baron at Utah State*, - W, 40-13, Oct. 26, 2016

4, by John Baron at Utah State*, - W, 40-13, Oct. 26, 2016

51 and 50, by Chris O'Brien vs. New Mexico, W - 37-31, Nov. 17, 1984

50, by John Baron vs. UNLV*, W - 26-7, Oct. 8, 2016

89, by Brian Stahovich at Wyoming*, W - 48-38, Oct. 30, 2010

63, by Tanner Blain vs. San Diego, W - 37-3, Sept. 5, 2015

9, by Tanner Blain at Hawai'i*, W - 28-14, Oct. 10, 2015

100, by Rashaad Penny vs. California, W - 45-40, Sept. 10, 2016

106, by Lloyd Mills vs. South Alabama, L - 27-34 (ot), Sept. 19, 2015

by Kameron Kelly vs. UNLV*, W - 34-17, Sept. 27, 2014

by Kyle Kelley at Penn State, L - 21-37, Sept. 26, 2015

by Sam Meredith at New Mexico State, W - 26-16, Sept. 28, 2013