

# AZTEC FOOTBALL

## GAME INFORMATION

### San Diego State (4-7; 2-5 MWC) at UNLV (4-7; 2-5 MWC)

- **Date:** Sat., Nov. 28, 2009
- **Kickoff:** 6 p.m. PT
- **Location:** Las Vegas, Nevada
- **Site:** Sam Boyd Stadium (39,100)
- **TV:** The Mtn. HD/4SD HD
- **Radio:** AM 600 KOGO
- **Series:** SDSU leads, 11-7
- **Television:** The Mtn. HD (The Mtn. is on San Diego Cox Cable channel 320, DirecTV channel 616, Orange County Cox Cable channel 265, Las Vegas Cox Cable channel 334). Tim Neverett (play-by-play), Robert Griffith (analyst), Molly Sullivan (sidelines).
- **Radio:** AM 600 KOGO (San Diego) and GoAztecs.com. Ted Leitner (play-by-play) and Mike Costa (analysis). Pregame show begins 60 minutes prior to kickoff.
- **Internet:** GoAztecs.com features complete game day coverage, including real-time stats, live audio and postgame interviews. In addition, GoAztecs.com will have exclusive coverage during the week (see page 2 for details).

## QUICK FACTS & STORY LINES

### Aztecs Close Out Brady Hoke's First Season Looking to Match Highest Win Total in Six Seasons

Two teams with identical overall and conference records meet to close out the 2009 campaign when San Diego State travels to UNLV in the 2009 season finale.

Game time is set for 6 p.m. PT and the contest will be televised nationally by The Mtn. HD. In San Diego, the contest will be simulcast on Channel 4 San Diego HD.

Both the Aztecs and Rebels are looking to respond from losses last week and could climb into a fifth place tie in the Mountain West Conference.

Last week, the Aztecs suffered a 38-7 setback at 23rd-ranked Utah. After spotting the Utes a 38-point halftime lead, the Aztecs outgained Utah, 171-124 after the intermission. The Rebels are coming off a bye week after dropping a 45-17 game at Air Force.

- ▶ Saturday's game marks the 19th meeting between San Diego State and UNLV, with the Aztecs owning a 11-7 lead in the series. The Aztecs also have won six of the last seven encounters with the Rebels. San Diego State has won the last three meetings in the series and will try and win four consecutive encounters for the first time in the history of the series. *[See The Series, Page 5]*
- ▶ How much has **San Diego State improved** this season? In the seven conference games in 2009, San Diego State has posted a 2-5 record and has been outscored by 82 points (153-235) after going 0-7 and being outscored by 229 points (94-323) against those same MWC opponents last season. The 147 total-point improvement averages out to 21.0 points per game. *[See Change You Can Believe In, Page 7]*
- ▶ Of the 22 new coaches in the FBS this season, only six have already led their team to at least two more victories in 2009 than last season. They are San Diego State's Brady Hoke (2 to 4), Iowa State's Paul Rhodes (2 to 6), Washington's Steve Sarkisian (0 to 3), Auburn's Gene Chizik (5 to 7), Toledo's Tom Beckman (3 to 5) and Army's Rich Ellerson (3 to 5). Hoke has also helped the Aztecs, 11 games into the season, match or surpass their win total in seven of the last nine seasons. *[See First Year Coach, Big Time Impact, Page 7]*
- ▶ After struggling with injuries each of the last two seasons, senior wide receiver DeMarco Sampson has jumped on the scene in a big way the last six weeks. Sampson, who leads the team in receptions and receiving yards, has put together a six-game stretch that anyone in the country would be proud of. In the last six contests, the Chula Vista native has 42 catches for 597 yards and eight touchdowns. Prior to this six-game stretch, Sampson had 34 career receptions for 376 yards and one TD. *[See Sampson Coming On, Page 8]*
- ▶ The **Aztec defense** continues to show remarkable improvement seven games into the Brady Hoke/Rocky Long regime. Of the 14 defensive statistical categories the NCAA keeps, the Aztecs have shown improvement in 11 categories. SDSU ranks 77th in total defense this season after placing 113th last season. *[See Defense Makes Big Strides, Pages 8]*



SAN DIEGO STATE  
**AZTECS**  
4-7; 2-5 Mountain West

**BRADY HOKE**, head coach  
at San Diego State: 4-7/1st year  
Career: 38-45/7th year  
vs. UNLV: 1st meeting  
vs. Mike Sanford: 1st meeting

Offense	Avg.	NR	CR
Scoring	23.27	85	6
Rushing Yds.	76.00	116	9
Passing Yds.	256.55	31	2
Total Yds.	332.55	94	7

Defense	Avg.	NR	CR
Scoring	30.73	96	6
Rushing Yds.	169.36	87	7
Passing Yds.	211.27	50	4
Total Yds.	380.64	77	5

#### 2009 SCHEDULE

9.5	at UCLA	L, 14-33
9.12	Southern Utah	W, 35-19
9.19	at Idaho	L, 20-34
9.26	at Air Force*	L, 14-26
10.3	New Mexico State	W, 34-17
10.17	18/19 BYU*	L, 28-38
10.24	at Colorado State*	W, 42-28
10.31	New Mexico*	W, 23-20
11.7	6/4 TCU*	L, 12-55
11.14	Wyoming*	L, 27-30
11.21	at 23/23 Utah*	L, 7-38
<b>11.28</b>	<b>at UNLV*</b>	<b>6:00 PT</b>



UNLV  
**REBELS**  
4-7; 2-5 Mountain West

**MIKE SANFORD**, head coach  
at UNLV: 15-43/5th year  
Career: 15-43/5th year  
vs. San Diego State: 1-3  
vs. Brady Hoke: 1st meeting

Offense	Avg.	NR	CR
Scoring	24.55	78	5
Rushing Yds.	127.18	86	7
Passing Yds.	219.91	57	4
Total Yds.	347.09	81	6

Defense	Avg.	NR	CR
Scoring	33.18	105	8
Rushing Yds.	231.18	115	9
Passing Yds.	226.00	74	6
Total Yds.	457.18	114	9

#### 2009 SCHEDULE

9.5	Sacramento State	W, 38-3
9.12	--/24 Oregon State	L, 21-23
9.19	Hawaii	W, 34-33
9.26	at Wyoming*	L, 27-30
10.3	at Nevada	L, 28-63
10.10	18/20 BYU*	L, 21-59
10.17	24/-- Utah*	L, 15-35
10.24	at New Mexico*	W, 34-17
10.31	at 8/6 TCU	L, 0-41
11.7	Colorado State*	W, 35-16
11.14	at Air Force*	L, 17-45
<b>11.28</b>	<b>San Diego State*</b>	<b>6:00 PT</b>

## Inside ◀◀

	Page
Storylines and Tidbits	1
Media Opportunities	2
The Series	5
General Notes	7
Depth Chart	16
Situational Record	17
The Last Time	18
Game Recaps	21
Statistics	38

**MEDIA OPPORTUNITIES****SAN DIEGO STATE FOOTBALL WEEKLY MEDIA SCHEDULE (as of Mon., Nov. 23)**

All practices are closed to the public and media (unless otherwise noted). Members of the media planning to attend practice will need to call the media relations office to be placed on a list to gain access to the practice fields. Interview requests should be submitted to the San Diego State media relations office no later than 10 a.m. on the day of the potential interview.

Red indicates a show that Brady Hoke and/or SDSU football players appear on. Green indicates media opportunity for television network broadcasting Saturday game. \* - indicates event is simulcast live on GoAztecs.com. ^-indicates quotes from event will be available on GoAztecs.com.

**SUNDAY:**

- ▶ 7 p.m. PT – Brady Hoke informal meeting with the media to review Saturday's game at a location TBD (RSVP with the SDSU media relations office by Sunday morning at 10 a.m. PT).
- ▶ San Diego State highlights and postgame sound available on Dragonfly System. Contact the SDSU media relations office for details.
- ▶ Media outlets outside the San Diego market wishing to speak with Hoke should make their interview request no later than 2 p.m. PT Sunday, as Hoke will not be available, except briefly in person (as designated below), after Monday.

**MONDAY:**

- ▶ NO PRACTICE. All SDSU Student-Athlete features should take place on this day. Outside of this window, student-athletes will only be available at Tuesday's news conference or briefly after Tuesday's practice.

**TUESDAY: FINAL DAY OF STUDENT-ATHLETE AVAILABILITY FOR THE WEEK**

- ▶ 7:25 a.m. PT – Brady Hoke weekly appearance on XX Sports 1090.
- ▶ 9:12 a.m. – 9:22 a.m. PT – Brady Hoke on MWC Conference Call. Contact the SDSU media relations office for details. This is the best opportunity for out of town media to get interviews with Brady Hoke.
- ▶ \*^Noon PT – Brady Hoke Weekly News Conference (Aztec Athletics Center, 2nd floor recruiting lounge). Tuesday's news conference will preview the upcoming game.
- ▶ \*^12:45 p.m. PT – SDSU Student-Athlete News Conference (Aztec Athletics Center, 2nd floor recruiting lounge).
- ▶ 3:15 p.m. PT – 3:45 p.m. PT – Media who cover SDSU athletics on a regular basis are allowed to attend and shoot the first 30 minutes of practice.
- ▶ TBD – Post-Practice Interviews (Aztec Athletics Center, 2nd floor recruiting lounge). Student-athletes available for a brief period of time after practice. Players who participated in the news conference are not available post-practice.
- ▶ San Diego State news conference available on Dragonfly System. Contact the SDSU media relations office for details.

**WEDNESDAY:**

- ▶ TBD – Post-Practice Interviews (Aztec Athletics Center, 2nd floor recruiting lounge). Brady Hoke and assistant coaches available upon request after practice. There is very limited availability for Coach Hoke due to his radio show.
- ▶ 4 p.m. and 10 p.m. PT – Aztecs Now airs on Channel 4 San Diego.
- ▶ 5 p.m. and 10:30 p.m. PT – Aztecs Now airs on The Mtn.
- ▶ \*7 p.m. – 8 p.m. PT – The Brady Hoke Show on AM 600 KOGO live from the Claim Jumper in La Mesa.

**THURSDAY: FINAL DAY OF BRADY HOKE AVAILABILITY**

- ▶ Noon PT – TV Crew Producing Saturday Game conference call, ROAD GAMES ONLY. Available only if requested in advance and must be setup by television.
- ▶ TBD – Post-Practice Interviews (Aztec Athletics Center, 2nd floor recruiting lounge). Brady Hoke and assistant coaches available upon request after practice.
- ▶ 9 p.m. PT – Aztecs Now airs on Channel 4 San Diego.

**FRIDAY: NO MEDIA AVAILABILITY**

- ▶ Noon PT – TV Crew Producing Saturday Game, HOME GAMES ONLY. Available only if requested in advance and will be conducted in person, on campus.
- ▶ Following Postgame – Aztecs Now airs on Channel 4 San Diego.

**SATURDAY:**

- ▶ SDSU locker room is closed. ^Postgame availability only through the SDSU media relations office.

**SAN DIEGO STATE  
MEDIA  
RELATIONS**

Office: 619-594-5547  
 Fax: 619-582-6541  
 Overnight Address:  
 Aztec Athletics Center, Suite 3014  
 5302 55th Street  
 San Diego, CA 91982-4309

Mike May\* Asst. AD/MRD  
 E-mail: mmay@mail.sdsu.edu  
 Cell: 619-957-8372

Peggy Curtin\* Assistant MRD  
 E-mail: mcurtin@mail.sdsu.edu  
 Cell: 619-540-6146

Dave Kuhn Assistant MRD  
 E-mail: dkuhn@mail.sdsu.edu

Jamie McConeghy Assistant MRD  
 E-mail: jmcconeg@mail.sdsu.edu

Darin Wong Assistant MRD  
 E-mail: dwong@mail.sdsu.edu

Andrea Rogers Adm. Assistant  
 E-mail: arogers@mail.sdsu.edu

\* - primary football contacts

**SAN DIEGO STATE  
WEEKLY  
LUNCHEON**

Each Tuesday during the football season, SDSU holds a media luncheon in the football recruiting lounge of the Aztecs Athletic Center. The luncheon begins at 11:30 a.m. with food being served, followed by Coach Hoke addressing the media at noon. Select players follow. The news conference is carried live on the official athletic department website, GoAztecs.com.

**BRADY HOKE  
RADIO SHOW**

The San Diego State athletic department and Claim Jumper have partnered up to host the "Aztec Coaches Show" with first-year head coach Brady Hoke. The show, which will air Wednesdays from 7-8 p.m. on the home of Aztec athletics, AM 600 KOGO, will be held at the Claim Jumper restaurant in La Mesa's Grossmont Center. Chris Eilo, one of the voices of the Aztecs and former letterwinner with the SDSU baseball team, will host the show, which can also be heard on www.GoAztecs.com.

**MOUNTAIN WEST MEDIA  
TELE-  
CONFERENCE**

Weekly teleconferences featuring San Diego State coach Brady Hoke and the other eight Mountain West Conference head coaches are scheduled every Tuesday, beginning September 1 through November 24.

This service is for accredited members of the media only. For more information contact the SDSU or MWC media relations office.

**WEEKLY SCHEDULE**

9:00 a.m. Moderator opens call  
 9:02 a.m. Kyle Whitingham, Utah  
 9:12 a.m. **Brady Hoke, SDSU**  
 9:22 a.m. Troy Calhoun, Air Force  
 9:32 a.m. Mike Sanford, UNLV  
 9:42 a.m. Gary Patterson, TCU  
 9:52 a.m. Bronco Mendenhall, BYU  
 10:02 a.m. Steve Fairchild, CSU  
 10:12 a.m. Mike Locksley, UNM  
 10:22 a.m. Dave Christensen, UW

**AZTECS NOW**

Aztecs Now, a weekly television show featuring San Diego State athletics, is set to premiere on Wednesday, Sept. 2. The 30-minute show, shot in high definition, will debut exclusively on Channel 4 San Diego at 4:30 p.m. and then re-air at 10 p.m. PT.

Hosted by SDSU football and men's basketball play-by-play announcer Ted Leitner, the show will highlight head coach Brady Hoke, a football student-athlete and a San Diego State Olympic sport. In each episode, Hoke and a selected football player will review the previous week and look forward to the game ahead. The Olympic sport feature, meanwhile, will give fans an in-depth look at one of SDSU's other 17 sports on campus.

See the left side of this page for show air times.

2009 SCHEDULE



at UCLA (6-5; 3-5)  
**L, 14-33** | Sept. 5  
 Los Angeles, Calif.  
 FS West

San Diego State jumps out to a 14-3 first quarter lead before falling to UCLA, 33-14, at the Rose Bowl... The game was closer than the score may indicate, as the Aztecs intercepted a Bruin pass late in the third quarter and had the ball in the red zone trailing, 26-14... SDSU settled for a field goal attempt that was blocked and returned for a UCLA touchdown.



Southern Utah (5-6; 2-2)  
**W, 35-19** | Sept. 12  
 Qualcomm Stadium  
 none

Brady Hoke became the first Aztec head coach to win his home opener since Ted Tollner as the Aztecs defeated the Thunderbirds, 35-19... SDSU never trailed, getting a balanced offensive attack (149 yards rushing and 287 yards passing)... The Aztec defense had three interceptions and four sacks in the game as SDSU got its earliest win in a season since 2004.



at Idaho (7-4; 4-3)  
**L, 20-34** | Sept. 19  
 Moscow, Idaho  
 4SD/SWX

Two Aztec turnovers lead to 10 Idaho points as the Vandals defeat the Aztecs, 34-20, at the Kibbie Dome... Idaho scored the first 14 points of the game, the first touchdown coming on a 74-yard interception return... The Aztecs battle back, and pulled within seven points twice in the fourth quarter... Vincent Brown recorded his fourth straight 100-yard receiving game.



at Air Force (7-5; 5-3)  
**L, 14-26** | Sept. 26  
 USAFA, Colo.  
 The Mtn./4SD

San Diego State outgains Air Force (323-294) but can't overcome six turnovers, two of which were returned for touchdowns... Senior linebacker Jerry Milling records a career-high 12 tackles and SDSU holds the nation's leading rushing team to 100 yards below their average... Vincent Brown catches 10 passes for 123 yards and two touchdowns.



New Mexico St. (3-8; 1-5)  
**W, 34-17** | Oct. 3  
 Qualcomm Stadium  
 none

SDSU improves to 7-1-1 lifetime against New Mexico State with a 34-17 victory... The game was tied at 17 in the fourth quarter before the Aztecs ended it with 17 consecutive points... Walter Kazee became the first Aztec true freshman to rush for more than 100 yards since current New Orleans Saint RB Lynell Hamilton and SDSU held the Aggies to 234 yards of total offense.



No. 18/19 BYU (9-2; 6-1)  
**L, 28-38** | Oct. 17  
 Qualcomm Stadium  
 The Mtn.

San Diego State pushed 18th-ranked Brigham Young late in to the fourth quarter before suffering a 38-28 loss at Qualcomm Stadium... The Aztecs posted a season-high 322 passing yards, with Ryan Lindley going 21-for-33 for 298 yards and three TDs and Vincent Brown catching eight passes for 147 yards... Senior linebacker Jerry Milling had a career-high 13 stops.



at Colorado St. (3-8; 0-7)  
**W, 42-28** | Oct. 24  
 Fort Collins, Colo.  
 The Mtn./4SD

San Diego State rallied from a 21-7 halftime deficit to post its largest road come-from-behind win in nine seasons... The Aztecs outscored the Rams, 35-7, after halftime to claim its third straight victory in Fort Collins... Ryan Lindley and DeMarco Sampson shared MWC conference player of the week honors, with Lindley going 29-of-43, for 459 yards and six touchdowns, and Sampson catching 15 passes for 257 yards and three scores.



New Mexico (1-10; 1-6)  
**W, 23-20** | Oct. 31  
 Qualcomm Stadium  
 CBS College Sports HD

For the second consecutive week San Diego State used a fourth-quarter rally to defeat an opponent, as the Aztecs spotted the Lobos a 10-0 lead before rallying for a 23-20 win... The victory snapped an eight-game losing streak in the series for SDSU and was the first win at the Q over UNM since 1995... Lindley was 22-of-38 for 253 yards and 3 TDs.



No. 6/4 TCU (11-0; 7-0)  
**L, 12-55** | Nov. 7  
 Qualcomm Stadium  
 VERSUS HD

The Aztecs had their two-game winning streak snapped as No. 6/4 TCU racked up 551 total yards in the 55-12 win... SDSU has never beaten the Horned Frogs in five meetings... Brandon Sullivan rushed for 75 yards on 17 carries for San Diego State, while Ryan Lindley threw for 164 yards and a TD... DeMarco Sampson continued his hot streak with a TD catch and 81 yards.



Wyoming (5-6; 3-4)  
**L, 27-30** | Nov. 14  
 Qualcomm Stadium  
 The Mtn. HD

Wyoming rallied from a 21-point fourth quarter deficit to claim a 30-27 victory over San Diego State on Senior Night at Qualcomm Stadium... The Aztecs put together a 15-play, 97-yard touchdown drive in the closing moments of the third quarter to go up 27-6... Wyoming benefitted in the fourth quarter from a blocked field goal and a muffed kickoff to complete the comeback.



at No. 23/23 Utah (9-2; 6-1)  
**L, 7-38** | Nov. 21  
 Salt Lake City, Utah  
 VERSUS HD

Utah scored touchdowns on four of their first five offensive possessions and returned an interception 30 yards for another score in defeating San Diego State, 38-7... The Aztecs played much better in the second half, outgaining the Utes by a 171-124 margin after intermission... Marcus Yarbrough had 10 tackles and Dominique Sandifer caught seven passes for 74 yards and a TD.



at UNLV (4-7; 2-5)  
 Las Vegas, Nevada  
 Nov. 28 | 6 p.m. PT  
 The Mtn. HD/4SD HD

San Diego State leads the all time series, 11-7... The Aztecs have won the last three games by a total of 43 points... It matches the longest win streak in the series for either team... San Diego State is 4-4 lifetime at UNLV, winning on its two most recent visits and on three of its last four visits to Sin City.



ASSOCIATED PRESS POLL

1	Florida (36)	11-0	1463
2	Alabama (13)	11-0	1428
3	Texas (11)	11-0	1425
4	<b>TCU</b>	<b>11-0</b>	<b>1309</b>
5	Cincinnati	10-0	1245
6	Boise State	11-0	1218
7	Georgia Tech	10-1	1138
8	Pittsburgh	9-1	1041
9	Ohio State	10-2	1016
10	Oregon	9-2	983
11	Oklahoma State	9-2	793
12	Penn State	10-2	773
13	Iowa	10-2	766
14	Virginia Tech	8-3	675
15	Clemson	8-3	609
16	Oregon State	8-3	541
17	LSU	8-3	409
18	<b>Brigham Young</b>	<b>9-2</b>	<b>399</b>
19	Miami (FL)	8-3	347
20	Mississippi	8-3	333
21	California	8-3	263
22	<b>Utah</b>	<b>9-2</b>	<b>249</b>
23	North Carolina	8-3	237
24	USC	7-3	225
25	Houston	9-2	199

Others receiving votes: Stanford 169, Nebraska 126, Wisconsin 40, Temple 32, Navy 24, Texas Tech 11, West Virginia 3, Northwestern 3, Nevada 2, Auburn 2, Kentucky 2, Arizona 1, Central Michigan 1.



USA TODAY COACHES' POLL

1	Florida (47)	11-0	1459
2	Texas (4)	11-0	1398
3	Alabama (8)	11-0	1388
4	<b>TCU</b>	<b>11-0</b>	<b>1279</b>
5	Cincinnati	10-0	1224
6	Boise State	11-0	1181
7	Georgia Tech	10-1	1125
8	Ohio State	10-2	1031
9	Pittsburgh	9-1	1021
10	Oregon	9-2	941
11	Penn State	10-2	843
12	Oklahoma State	9-2	815
13	Iowa	10-2	714
14	Virginia Tech	8-3	656
15	<b>Brigham Young</b>	<b>9-2</b>	<b>510</b>
16	Clemson	8-3	467
17	LSU	8-3	463
18	Oregon State	8-3	450
19	<b>Utah</b>	<b>9-2</b>	<b>318</b>
20	Houston	9-2	305
21	Miami (FL)	8-3	266
22	USC	7-3	261
23	Nebraska	8-3	191
24	North Carolina	8-3	167
25	Mississippi	8-3	165

Others receiving votes: California 149, Wisconsin 123, Stanford 58, Navy 50, West Virginia 30, Central Michigan 27, Arkansas 17, Temple 17, Arizona 15, Northwestern 13, Texas Tech 12, Nevada 12, Auburn 9, TROY 2, South Florida 1, Kentucky 1, Missouri 1.



BCS COMPUTER POLLS

Jeff Sagarin	106
Anderson & Hester	91
Richard Billingsley	101
Colley Matrix	90
Kenneth Massey	101
Dr. Peter Wolfe	88

SAGARIN SDSU WEEKLY RANKINGS

Preseason	110
Sept. 7	108
Sept. 14	92
Sept. 21	113
Sept. 28	116
Oct. 5	121
Oct. 12	107
Oct. 19	101
Oct. 26	81
Nov. 2	84
Nov. 9	88
Nov. 16	94
Nov. 23	106
Nov. 30	
Final	

## LAST TIME OUT

## San Diego State-Utah: The Recap

SALT LAKE CITY – No. 23/23 Utah jumped out to a 38-0 lead at halftime and never looked back en route to a 38-7 victory over San Diego State before 44,991 at Rice-Eccles Stadium.

The Utes scored touchdowns on four of their first five drives, and then returned a Ryan Lindley interception 30 yards for another score, before Joe Phillips ended the first half with a 47-yard field goal.

The Aztecs, playing their third nationally ranked team of the season, couldn't get things going early against powerful Utah. Their first drive started out well as they got into Ute territory before Lindley was picked off at the Utah 45 by Lamar Chapman. Little did SDSU know that it wouldn't get back into the home team's territory until its first drive of the third quarter. In between, San Diego State punted four times, threw an interception that Joe Dale returned 30 yards for the score, and punted twice more.

After forcing the Utes into a 3-and-out to begin the third, the Aztecs tried to get on the board with a long and lengthy drive. Lindley began the drive with five consecutive completions, including a 10-yarder to Roberto Wallace, a 17-yarder to DeMarco Sampson and a big 36-yard pass to Sampson to get to the Utah 3-yard line. SDSU then ran it twice but lost a combined one yard before calling a timeout on a key 3rd and goal from four yards out. After an incomplete pass intended to Wallace, San Diego State went for it on fourth down but Lindley's pass missed Jon Toledo in the end zone to keep the visitors off the scoreboard.

Two possessions later, the Aztecs finally got on the board with a 6-play, 80-yard drive that ended with Lindley's 17-yard touchdown strike to Dominique Sandifer. Key plays in the scoring drive included a 16-yard rush by Brandon Sullivan and a key roughing the passer penalty on the Utes.

It was the only score of the game by SDSU, which shut out the high-powered Utah offense in the second half.

Lindley threw for 207 yards on the afternoon to move into eight-place on the school's all-time passing list, while Sandifer caught a career-high seven passes for a career-high 74 yards. Defensively, Marcus Yarbrough made a career-high 10 stops, while co-captain Jerry Milling made seven tackles.

## TEAM NOTES

- ▶ San Diego State held Utah scoreless for the third and fourth quarters. It was the first time the Aztecs held a nationally ranked opponent scoreless in back-to-back quarters since playing No. 21 Colorado State on Nov. 17, 2002 (2nd & 3rd quarters).
- ▶ SDSU held a team scoreless for a whole half for the first time since shutting out UNLV in the first half on Nov. 10, 2007 ... It was the first time the Aztecs pulled the trick in the second half since a UNLV game on Nov. 20, 2004.
- ▶ The Aztecs scored a touchdown for the 37th straight game.
- ▶ Today's temperature at kick-off was 40 degrees, the coldest game the Aztecs have played in since Nov. 13, 2004 at Air Force (W, 37-31), where it was 29 degrees.

## OFFENSIVE NOTES

- ▶ Aztec signalcaller Ryan Lindley threw for 207 yards in today's contest to pass Adam Hall (5,173) and move into eighth-place on SDSU's career passing yard chart with 5,366 ... It was his ninth 200-yard game (of 11) this season and 15th of his career ... He also tossed his 38th career TD pass to get within one of Don Horn's (1965-66) eighth-place total of 38 ... Lindley now has at least one touchdown pass in 16 of his last 17 contests.
- ▶ Brandon Sullivan rushed for 55 yards in today's game. He now has 381 yards over his last five games, after rushing for just 168 yards over his first four contests (he missed Air Force/New Mexico games) ... With the 55 yards on the ground, Sullivan is at 954 for his career, just 46 short of the 1,000-yard mark.
- ▶ DeMarco Sampson had four receptions for a team-high 76 yards ... He now has 973 career receiving yards, 27 short of 1,000 ... He also caught a pass for the 13th consecutive game, dating back to last season.
- ▶ Dominique Sandifer caught his second career/season touchdown pass in the fourth quarter ... His 74 receiving yards was a career and season best (previous high was 70, set against New Mexico on Oct. 31, 2009).

## DEFENSIVE NOTES

- ▶ Linebacker Marcus Yarbrough led the Aztecs with a career-high nine tackles ... His previous high was seven, set against New Mexico (Oct. 31, 2009).
- ▶ Linebacker Luke Laolagi tied his season high with six tackles (Air Force, Sept. 26).

## SPECIAL TEAMS NOTES

- ▶ Aztec punter Brian Stahovich had eight punts for 376 yards on the day for a 47.0 average. His first boot was a career-long 67 yards, besting his previous career long of 65, set at San Jose State on Sept. 13, 2008. His season best coming into the day was 59, which happened at home against New Mexico on Oct. 31 ... Three of his first four punts went for over 50 yards.



## SAN DIEGO STATE AT UTAH

Nov. 21, 2009 | Rice-Eccles Stadium | Salt Lake City, Utah

Attendance: 44,991 | Weather: 40 degrees, winds 8 mph W

	1	2	3	4	-	Total
San Diego State	0	0	0	7	-	7
Utah	14	24	0	0	-	38

## Scoring Summary

- UTAH** -- Wide 8-yd run (Phillips kick) -- 2 plays, 52 yards, 0:18 (11:28, 1st)
- UTAH** -- Wide 2-yd run (Phillips kick) -- 5 plays, 68 yards, 2:10 (2:24, 1st)
- UTAH** -- Smithson 4-yd run (Phillips kick) -- 11 plays, 69 yards, 4:30 (10:08, 2nd)
- UTAH** -- Brooks 24-yd pass from Wynn (Phillips kick) -- 5 plays, 54 yards, 2:24 (5:57, 2nd)
- UTAH** -- Dale 30-yd interception return (Phillips kick) (4:48, 2nd)
- UTAH** -- Phillips 47-yd FG -- 7 plays, 10 yards, 1:12 (0:00, 2nd)
- SDSU** -- Sandifer 17-yd pass from Lindley (Yoshida kick) -- 6 plays, 80 yards, 2:24 (11:44, 4th)

## Team Stats

	San Diego State	Utah
FIRST DOWNS	16	22
RUSHES-YARDS (NET)	29-55	42-189
PASSING YDS (NET)	207	202
Passes Att-Comp-Int	37-17-2	29-15-0
TOTAL OFFENSE PLAYS-YARDS	66-262	71-391
Fumble Returns-Yards	0-0	0-0
Punt Returns-Yards	3-0	6-54
Kickoff Returns-Yards	4-87	2-41
Interception Returns-Yards	0-0	2-33
Punts (Number-Avg)	8-47.0	6-43.8
Fumbles-Lost	1-0	1-0
Penalties-Yards	5-40	4-36
Possession Time	28:38	31:22
Third-Down Conversions	6 of 17	8 of 16
Fourth-Down Conversions	0 of 1	0 of 1

## SAN DIEGO STATE

## PLAYER STATS

Rushing	Att.	Yds.	TD
Brandon Sullivan	18	55	0
Walter Kazee	8	19	0
DeMarco Sampson	1	0	0
Ryan Lindley	2	-19	0

Passing	A-C-I	Yds	TD
Ryan Lindley	37-17-2	207	1

Receiving	No.	Yds.	TD
Dominique Sandifer	7	74	1
DeMarco Sampson	4	76	0
Roberto Wallace	2	21	0
Alston Umuolo	2	18	0
Brandon Sullivan	1	16	0
Walter Kazee	1	2	0

Tackles	Solo	Ast.	TT
Marcus Yarbrough	4	6	10
Jerry Milling	2	5	7
Luke Laolagi	3	3	6
Andrew Preston	1	5	6
Jerome Long	2	3	5
Davion Mauldin	2	3	5

Turnovers	Int.	FF	FR

## UTAH

## PLAYER STATS

Rushing	Att.	Yds.	TD
Eddie Wide	16	84	2
Terrance Cain	5	33	0
Shaky Smithson	9	31	1
Jordan Wynn	4	15	0
Ray Stowers	3	12	0
Sausan Shakerin	2	10	0
Trevor Moss	3	4	0

Passing	A-C-I	Yds	TD
Jordan Wynn	28-14-0	195	1
Shaky Smithson	1-1-0	7	0

Receiving	No.	Yds.	TD
Jereme Brooks	7	100	1
David Reed	6	89	0
Alona Key	1	7	0
Eddie Wide	1	6	0

Tackles	Solo	Ast.	TT
Stev Sylvestre	5	4	9
R.J. Stanford	4	2	6
Brandon Burton	4	1	5
Joe Dale	3	2	5
Christian Cox	1	4	5
Koa Misi	1	4	5

Turnovers	Int.	FF	FR
Joe Dale	1	0	0
Lamar Chapman	1	0	0
Robert Johnson	0	1	0

## THIS WEEK'S OPPONENT

## SDSU-UNLV: The Series

- ▶ Saturday's game marks the 19th meeting between San Diego State and UNLV, with the Aztecs owning a 11-7 lead in the series. The Aztecs also have won six of the last seven encounters with the Rebels.
- ▶ San Diego State has won the last three meetings in the series and will try and win four consecutive encounters for the first time in the history of the series.
- ▶ The 18 previous meetings are far and away the second fewest encounters for San Diego State against any member of the Mountain West Conference (the Aztecs have played MWC recent newcomer TCU four times). The teams first met on Oct. 22, 1977, a 37-7 SDSU victory in San Diego, but did not start playing regularly until 1980. This will mark the 11th straight season the teams have played and the 13th time in the last 14 seasons UNLV and SDSU have faced off.
- ▶ As previously noted, the Aztecs have won six of the last seven in the series, with the Rebels last winning a series game in 2005 by a 13-10 score in Las Vegas.
- ▶ In Las Vegas, the teams have split eight meetings. The Aztecs have won on two of their most recent three meetings in Las Vegas. The games at Sam Boyd have been competitive, with the last three games decided by six, seven and eight points.
- ▶ The team with more rushing yards has been victorious in 10 of the last 11 games in the series with the lone exception coming in 2007, when SDSU escaped Las Vegas with a 38-30 triumph on Nov. 10.
- ▶ In four of the last 10 games between the teams, the losing squad has failed to score a touchdown.

## Recent UNLV-San Diego State Meetings

## ▶ LAST MEETING:

**Nov. 22, 2008 | San Diego State 42, UNLV 21 | Qualcomm Stadium | San Diego, Calif.**

**SAN DIEGO** – Ryan Lindley completed 35 of 50 passes for 387 yards and two touchdowns as San Diego State snapped a seven-game losing streak by beating visiting UNLV, 42-21.

With the victory, the Aztecs finished the season at 2-10 (1-7 Mountain West Conference) and won its final conference contest for the seventh time in the last eight years. UNLV, which was trying to become bowl eligible, finished at 5-7 (2-6 MWC).

Although UNLV took an early 7-0 lead in the first quarter, the Aztecs would even the score when Lindley hit DeMarco Sampson with a six-yard pass for the touchdown.

San Diego State continued to roll as the Aztecs scored two unanswered touchdowns in the second quarter on runs by seniors Tyler Campbell and Darren Mougey.

The Rebels, who trailed 21-7, pulled to within a touchdown at 21-14 when Channing Trotter scored with 17 seconds left in the third quarter. San Diego State, however, exploded with 21 fourth-quarter points.

Lindley, who broke his own freshman record for completions, hooked up with Atiyah Henderson on a 12-yard scoring strike, making it 28-14. After UNLV's Mike Clausen threw his second TD pass to Ryan Wolfe making it 28-21, Campbell added his second rushing touchdown with 4:16 left in the game.

Free safety Corey Boudreaux capped the night with an 82-yard interception for a touchdown for the 42-21 Aztecs' win.

Vincent Brown led San Diego State receivers with eight receptions for 119 yards and notched his second career 100-yard receiving game of his career in the first half alone. Alston Umuolo, meanwhile, finished the game with a career-best eight grabs for 74 yards. Luke Laolagi anchored the SDSU defense with 12 tackles and a forced fumble and recorded his first career interception in the fourth quarter.

Lindley became the 14th Aztec in school history with three or more 300-yard passing games after throwing for 387 yards. His 35 completions also tied him for third in the SDSU single-game record book.

Clausen was 26-for-40 for 316 yards and Wolfe had 11 receptions for 144 yards for UNLV.

## ▶ LAST MEETING IN LAS VEGAS:

**Nov. 10, 2007 | San Diego State 38, UNLV 30 | Sam Boyd Stadium | Las Vegas, Nev.**

**LAS VEGAS, Nev.** – San Diego State jumped out to an early lead and was able to hold off a late rally by UNLV to defeat the Rebels, 38-30, for their second consecutive victory. The last time the Aztecs posted back-to-back wins was in 2005.

Senior quarterback Kevin O'Connell threw for two touchdowns and classmate Brandon Bornes ran for his 13th career rushing TD to lead San Diego State on the evening.

The Aztecs came out of the gate quickly as they scored on their first three drives of the game. On the opening drive, Brandon Sullivan had a 25-yard run that set up a 3-yard touchdown reception by Steve Schmidt, the first TD of his career.

SDSU continued to roll as O'Connell threw for his second score of the game, this time a 49-yard pass to Chaz Schilens, on the first play of the Aztecs' second drive.

## THE SERIES

**Series:** San Diego State leads 11-7

**Home:** 7-3, **Away:** 4-4

**Qualcomm/Jack Murphy/SD:** 6-3

**MWC Era:** 7-3, **WAC Era:** 1-1

**Longest SDSU Win Streak:**

3 (02-04, 06-current)

**Longest UNLV Win Streak:**

3 (1983-1996)

Date	Location (Opp. NR)	Score
0.22.77	H-San Diego	W 31-7
0.11.80	H-Jack Murphy	L 17-28
N.14.81	A-Las Vegas	W 38-20
S.25.82	H-Jack Murphy	W 26-23
0.27.83	A-Las Vegas	L 10-28
N.3.84	H-Jack Murphy	L 14-30

**Western Athletic Conference Era**

N.16.96	A-Sam Boyd	L 42-44
0.18.97	H-Qualcomm	W-ot 20-17

**Mountain West Conference Era**

N.18.99	A-Sam Boyd	W 37-7
N.25.00	H-Qualcomm	L 24-31
0.13.01	A-Sam Boyd	L 3-31
0.26.02	H-Qualcomm	W 31-21
N.8.03	A-Sam Boyd	W 7-0
N.20.04	H-Qualcomm	W 21-3
0.8.05	A-Sam Boyd	L 10-13
N.11.06	H-Qualcomm	W 21-7
N.10.07	A-Sam Boyd	W 38-30
N.22.08	H-Qualcomm	W 42-21



SAN DIEGO STATE

## AVERAGES &amp; NCAA RANKINGS

Category	Avg.	Rk.
Rushing Offense	76.00	116
Passing Offense	256.55	31
Total Offense	332.55	94
Scoring Offense	23.27	85
Rushing Defense	169.36	87
Pass Eff. Defense	129.88	68
Total Defense	380.64	77
Scoring Defense	30.73	96
Net Punting	37.91	24
Punt Returns	6.55	92
Kickoff Returns	19.97	96
Turnover Margin	-0.91	110
Pass Defense	211.27	50
Pass Efficiency	126.33	69
Sacks	1.55	87
Tackles for Loss	5.18	81
Sacks Allowed	1.18	23



UNLV

## AVERAGES &amp; NCAA RANKINGS

Category	Avg.	Rk.
Rushing Offense	127.18	86
Passing Offense	219.91	57
Total Offense	347.09	81
Scoring Offense	24.55	78
Rushing Defense	231.18	115
Pass Eff. Defense	152.46	109
Total Defense	457.18	114
Scoring Defense	33.18	105
Net Punting	37.40	30
Punt Returns	6.57	90
Kickoff Returns	21.95	60
Turnover Margin	-0.27	76
Pass Defense	226.00	74
Pass Efficiency	120.13	84
Sacks	1.09	113
Tackles for Loss	3.73	116
Sacks Allowed	1.18	23

At the start of the second quarter, Bornes ran 15-yards for a touchdown, and the Aztec defense continued to hold the Rebels scoreless, giving SDSU the 21-0 lead heading into halftime.

After the intermission, UNLV scored 17 unanswered points, starting with a 31-yard touchdown pass from Travis Dixon to Rodelin Anthony. The Rebels continued their momentum with a 5 play, 81 yard drive that resulted in a 17-yard TD run by Channing Trotter, cutting the Aztec lead to just seven (21-14).

UNLV started the last 15 minutes of play by adding three more points, thanks to a 35-yard field goal by Sergio Aguayo, but the Aztecs countered as Mekell Wesley returned the subsequent kickoff 89 yards for a touchdown.

The Rebels came right back on their next drive, however, as Dixon tossed a 13-yard touchdown pass to Casey Flair. With UNLV unable to complete the two-point conversion, the Aztecs held a 28-23 lead with eight minutes remaining in the game.

Garrett Palmer was able to give SDSU more breathing room with a 22-yard field goal before Martrell Fantroy intercepted a Dixon pass and returned it 55 yards for a touchdown with under two minutes remaining to seal the win for the Aztecs.

UNLV tacked on one more score before the end of the game, but it was too little too late, as SDSU held on for the victory.

O'Connell completed 17 of his 23 pass attempts for 196 yards, while Sullivan totaled 138 yards, including 70 on the ground and 68 through the air. Schilens also added 60 yards and a TD on just two receptions.

Dixon led the Rebels with 13 completions on 22 attempts for 185 yards and three touchdowns, while Frank Summers led all rushers with 187 yards on 26 attempts.

► 2006 MEETING IN SAN DIEGO:

Nov. 11, 2006 | San Diego State 17, UNLV 6 | Qualcomm Stadium | San Diego, Calif.

**SAN DIEGO** - In a game between two squads fighting for their second win of the season, San Diego State, behind a strong defensive effort, defeated the visiting UNLV Rebels, 21-7. The victory avenged the Aztecs' last-second 13-10 loss to the Rebels a year ago in Las Vegas.

The Aztecs jumped to a 7-0 lead in the first quarter when defensive back Ray Bass picked off a Rocky Hinds pass and raced untouched 49 yards for a touchdown 5:15 into the game.

Kevin O'Connell, who replaced Aztec starting quarterback Kevin Craft in the second quarter, scored the game's second TD on a 1-yard keeper on fourth down with 3:45 left in the first half as San Diego State went up 14-0.

The touchdown capped an 80-yard, 15-play drive that featured a booth replay reversal on what was first ruled a fumble by Atiyah Henderson and a pass interference call on UNLV.

The Rebels, meanwhile, drove into SDSU territory on each of their last eight possessions of the game, but came away with only seven points. UNLV place-kicker Sergio Aguayo, whose field goals beat SDSU in 2005, missed five attempts this season. Aguayo missed from 37, 41, 52 and 53 yards and had another kick, a 28-yarder, blocked by SDSU defensive end Antwan Applewhite.

UNLV finally got on the scoreboard on the first play of the fourth quarter when Hinds connected with Aaron Straiten on a 2-yard pass on fourth down.

San Diego State came back and increased its lead to 21-7 when O'Connell, again replacing Craft who started the second half, directed an eight-play, 74-yard drive that was capped by Brandon Bornes' 9-yard touchdown run with 10:56 left in the game.

O'Connell ended the night, completing all seven attempts of his passes for 68 yards, while Henderson and Bornes each ran for over 60 yards apiece.

Defensively, the Aztecs held UNLV to only 250 yards of total offense, including just 39 yards on the ground. It is the second time this season that an SDSU opponent has failed to reach the century mark in rushing yardage, as UTEP recorded just 30 yards in the opener.

Bass ended the game with the interception and a team-high eight solo tackles, doubling his previous career best. The defense also tallied six tackles for loss and six pass breakups, while linebacker Andrew Schantz recorded the other Aztec interception, the first of his career, on the night.

► LAST UNLV VICTORY IN SERIES:

Oct. 8, 2005 | UNLV 13, San Diego State 10 | Sam Boyd Stadium | Las Vegas, Nev.

**LAS VEGAS** - Sergio Aguayo hit two 52-yard field goals in the last 5:05 of the fourth quarter, including the game-winner with only nine seconds remaining, to give UNLV a 13-10 victory over San Diego State at Sam Boyd Stadium.

On a day where the offense struggled, the SDSU defense had another strong performance. The Aztecs limited UNLV to 13 first downs, 241 yards of total offense and forced three turnovers. In addition, the SDSU defense scored a touchdown and set up all 10 points. The Rebels' 88 yards through the air were the fewest allowed by the defense since Ohio State's 76 on Sept. 6, 2003.

Freddy Keiaho led the Aztecs in tackles for the fifth time, registering 13 stops (five solos), and recovering his first career fumble and returning it 39 yards to the Rebel one-yard line, setting up a Garrett Palmer 22-yard field goal.

Russell Allen, the reigning Mountain West Conference Defensive Player of the Week, recorded four tackles and made his first career interception.

Reggie Grigsby finished the game with nine tackles and Joe Martin had eight stops and his



2008 - UNLV AT SDSU

Nov. 15, 2008 | Qualcomm Stadium | San Diego, Calif.

Attendance: 19,342 | Weather: 62, Wind: west 4 mph, clear, mild

	1	2	3	4	-	Total
UNLV	7	0	7	7	-	21
San Diego State	7	7	7	21	-	42

Scoring Summary

UNLV - Wolfe 33-yd pass from Clausen - 5 plays, 50 yards, 1:27 (9:22, 1st)  
 SDSU - Sampson 6-yd pass from Lindley - 7 plays, 71 yards, 2:21 (7:01, 1st)  
 SDSU - Campbell 1-yd run - 11 plays, 86 yards, 4:20 (4:06, 2nd)  
 SDSU - Mougey 3-yd run - 3 plays, 29 yards, 1:20 (3:46, 3rd)  
 UNLV - Trotter 1-yd run - 8 plays, 58 yards, 3:29 (0:17, 3rd)  
 SDSU - Henderson 12-yd pass from Lindley - 9 plays, 72 yards, 3:52 (11:25, 4th)  
 UNLV - Wolfe 24-yd pass from Clausen - 7 plays, 77 yards, 1:37 (9:48, 4th)  
 SDSU - Campbell 7-yd run - 11 plays, 74 yards, 5:32 (4:16, 4th)  
 SDSU - Boudreaux 82-yd interception return (3:24, 4th)

Team Stats

	UNLV	San Diego State
FIRST DOWNS	16	27
RUSHES-YARDS (NET)	23-33	30-92
PASSING YDS (NET)	316	387
Passes Att-Comp-Int	40-26-2	50-35-0
TOTAL OFFENSE PLAYS-YARDS	63-349	80-479
Fumble Returns-Yards	0-0	1-8
Punt Returns-Yards	1-16	3-1
Kickoff Returns-Yards	7-145	4-76
Interception Returns-Yards	0-0	2-85
Punts (Number-Avg)	5-39.8	4-42.2
Fumbles-Lost	2-1	1-0
Penalties-Yards	3-18	4-41
Possession Time	26:22	33:38
Third-Down Conversions	4 of 13	8 of 15
Fourth-Down Conversions	2 of 2	1 of 2
Red-Zone Scores-Chances	1-1	5-5
Sacks By: Number-Yards	0-0	1-7

SAN DIEGO STATE

PLAYER STATS

Rushing	Att.	Yds.	TD
Atiyah Henderson	18	64	0
Tyler Campbell	8	23	2
Brandon Davis	2	5	0
Darren Mougey	1	3	1
Ryan Lindley	1	-3	0

Passing	A-C-I	Yds	TD
Ryan Lindley	50-35-0	387	2

Receiving	No.	Yds.	TD
Vincent Brown	8	119	0
Alston Umuolo	8	74	0
Atiyah Henderson	5	54	1
Tyler Campbell	4	14	0
Darren Mougey	3	25	0
Roberto Wallace	2	33	0
Matthew Kawulok	2	32	0
Justin Shaw	2	30	0
DeMarco Sampson	1	6	1

Tackles	Solo	Ast.	TT
Luke Laolagi	9	3	12
Russell Allen	4	4	8
Corey Boudreaux	5	2	7

Turnovers	Int.	FF	FR
Luke Laolagi	1	1	0
Corey Boudreaux	1	0	0
Siaosi Fifita	0	0	1

UNLV

PLAYER STATS

Rushing	Att.	Yds.	TD
Mike Clausen	11	18	0
C.J. Cox	8	8	0
Frank Summers	2	6	0

Passing	A-C-I	Yds	TD
Mike Clausen	40-26-2	316	2

Receiving	No.	Yds.	TD
Ryan Wolfe	11	144	2
R. Anthony	5	65	0
J. Robinson	3	57	0
Casey Flair	3	37	0

Tackles	Solo	Ast.	TT
Ronnie Paulo	9	2	11
L. Burse Jr.	7	1	8
Jacob Hales	5	2	7
Darryl Forte	4	1	5

Turnovers	Int.	FF	FR
H. Mafi	0	1	0

first career interception, bringing it back 86 yards the other way for the first score of the game. It was the fifth consecutive game that SDSU got on the scoreboard first.

UNLV responded with a six-play, 53-yard drive that culminated in a five-yard touchdown run by JaJa Riley.

The score would remain 7-7 until Palmer's 22-yard field goal with 58 seconds left in the third quarter. Aguayo then nailed his two 52-yarders, helping the Rebels snap their three-game losing streak against the Aztecs.

**CHANGE YOU CAN BELIEVE IN**

How much of an impact has Brady Hoke and Co., had on the Aztecs? In less than one year, Hoke and his staff have led San Diego State to a 4-7 record.

But that just starts to scratch the surface of what this staff has done.

In addition to going 2-5 against MWC opponents that the Aztecs posted an 0-7 record against last season, San Diego State has also shown a margin improvement of at least 13 points in six of the team's seven conference contests. In fact, SDSU is averaging a margin bump of 21.0 points per game over last season.

Taking a look inside the scores of conference opponents in 2008 and 2009 starts to shed light on how much better the 2009 edition of the Aztecs are.

Opponent	2008 Score	2009 Score	Point Differential
Air Force	L, 10-35	L, 14-26	+13
Brigham Young	L, 12-41	L, 28-38	+19
Colorado State	L, 34-38	W, 42-28	+18
New Mexico	L, 7-70	W, 23-20	+66
TCU	L, 7-41	L, 12-55	-9
Wyoming	L, 10-35	L, 27-30	+22
Utah	L, 14-63	L, 7-38	+18
<b>Total</b>	<b>0-7</b>	<b>2-5</b>	<b>+147</b>
UNLV	W, 42-21		

**FIRST YEAR COACH, BIG TIME IMPACT**

Of the 22 new coaches in the FBS this season, only six have already led their team to at least two more victories in 2009 than last season. They are San Diego State's Brady Hoke (2 to 4), Iowa State's Paul Rhodes (2 to 6), Washington's Steve Sarkisian (0 to 3), Auburn's Gene Chizik (5 to 7), Toledo's Tom Beckman (3 to 5) and Army's Rich Ellerson (3 to 5). Hoke has also helped the Aztecs match or surpass their win total in seven of the last nine seasons.

As a group, the 22 new head coaches have currently won nine game less than their new programs won a year ago.

**OFFENSE STARTING TO CLICK**

Despite playing the last four games without Biletnikoff Award semifinalist Vincent Brown, San Diego State's offense appears to be hitting full stride. Since the bye week of Oct. 10, San Diego State has posted four strong efforts over its last six games after going through some growing pains during the first part of the season.

In its last six games, San Diego State has 27.7 points and averaged 362.4 yards of offense in its last five outings. The Aztecs have scored 23 or more points in five of its last six outings, reaching at least 27 points in four of those contests.

The Aztecs are enjoying some breakout individual performances as well.

Sophomore quarterback Ryan Lindley has played exceptionally well of late. In a five-game stretch from Oct. 17-Nov. 14, the sophomore was 106-of-177 (59.9 percent), for 1,374 yards, 13 touchdowns and three interceptions. In addition, Lindley had a streak of 124 pass attempts without throwing an interception, dating back to the second quarter of the Brigham Young game, come to an end with 1:46 left in the first half in the TCU contest.

During that five-game stretch, senior wide receiver DeMarco Sampson had 38 catches for 521 yards and eight touchdowns. He had a string of a touchdown reception in four consecutive games snapped last week against Wyoming.

Junior running back Brandon Sullivan and the rushing attack is starting to get on track. Two weeks ago, the Aztecs as a team rushed 32 times for 157 yards and three touchdowns. Sullivan enjoyed his first multiple rushing TD game, scoring twice en route to his second career 100-yard rushing effort (18 carries, 105 yards). Sullivan now has 55 or more yards rushing in each of his last five games.

Below is a comparison of San Diego State offensive averages from the first five games of the season with the next five games. It is worth noting that those five games included contests against two nationally-ranked opponents, and certainly has come against stronger competition.

	<u>First 5 (9/5/09-10/3/09)</u>	<u>Next 5 (10/17/09-11/14/09)</u>
Points Per Game	23.4	27.7
Total Offense Per Game	316.8	362.4
Turnovers	14	7
Passing TDs	10	13

**SDSU FIRST-YEAR COACHES**

Below is a look at how San Diego State's previous 16 coaches did in their first season. Of the 16 previous head coaches, nine were able to improve on the victory total from the previous season.

	Season	Previous Season	First Season	Conference
C.E. Peterson	1921	none	4-8	1-3 (4th)
W.B. Harreld	1930	3-5	5-4	3-3 (3rd)
Leo Calland	1935	3-5-1	3-4-1	2-2-1 (T-3rd)
Joe Eubank	1942	6-4	0-6-1	
Bob Breitbart	1945	none	2-5	
Bill Terry	1946	2-5	6-4	2-3 (5th)
Bill Schutte	1947	6-4	7-3-1	2-2-1 (4th)
Paul Governali	1956	2-8	4-3-2	2-1 (T-2nd)
Don Coryell	1961	1-6-1	7-2-1	2-2-1 (4th)
Claude Gilbert	1973	10-1	9-1-1	3-0-1 (1st)
Doug Scovill	1981	4-8	6-5	3-5 (6th)
Denny Stolz	1986	5-6-1	8-4	7-1 (1st)
Al Luginbill	1989	3-8	6-5-1	4-3 (T-5th)
Ted Tollner	1994	6-6	4-7	2-6 (8th)
Tom Craft	2002	3-8	4-9	4-3 (T-3rd)
Chuck Long	2006	5-7	3-9	3-5 (T-6th)
Brady Hoke	2009	2-10	4-7	2-5(6th)



SAN DIEGO STATE  
**NCAA  
DEFENSE RK.  
2009 VS. 2008**

Category	2008	2009
Rushing Defense	118	87
Passing Defense	68	50
Total Defense	113	77
Scoring Defense	113	96
Passes Intercepted	85	71
Pass Eff. Defense	112	68
Fumbles Recovered	55	117
Turnovers Gained	85	108
Tackles for Loss	100	81
Sacks	108	87
First Down Defense	110	89
3rd Down Conv. Pct.	115	112
4th Down Conv. Pct.	101	<b>12</b>
Red Zone Defense	67	88

Numbers above indicate national ranking among FBS teams in 2008 and 2009. This season's numbers are through the games of Nov. 21.

NCAA FBS  
**RECEIVING  
YARDS PER  
GAME**

Individual	RYPG
1. Salas, Hawaii	136.00
2. Barnes, Bowling Green	128.50
3. Alexander, Missouri	123.80
4. Tate, Notre Dame	117.20
5. Briscoe, Kansas	110.44
6. Shipley, Texas	109.60
7. Williams, Tulane	99.20
8. Page, Toledo	98.60
9. Sanders, SMU	97.70
10. Brown, Rutgers	95.56

Vincent Brown is not eligible to be ranked because he has played in less than 75 percent of SDSU's games. However, the junior's receiving average would place him fourth nationally if included among the national leaders.

**4. V. Brown, SDSU 111.14**

Against Colorado State, the game that Brown got hurt in the second quarter, he had yet to catch a pass. If that game is not counted against his average, he would be averaging 129.70 receiving yards and rank second nationally.

**2. V. Brown, SDSU 129.70**

If you take DeMarco Sampson's numbers from the last four games and combine them with Vincent Brown's production from the first six contests, the hybrid Aztec receiver would rank fourth nationally.

**4. V. Brown/Sampson 122.00**

**LINDLEY STARTING TO CLIMB CHARTS**

Sophomore Ryan Lindley has strung together a streak of six of his best games of the season since coming off the Oct. 10 bye week. A better understanding of offensive coordinator Al Borges' offense and better pass protection has led to the increase productivity for Lindley.

Over the past six games, Lindley is 123-of-214 with 1,581 yards, 14 touchdowns and five interceptions during that span. In addition, the sophomore had a streak of 104 pass attempts without throwing an interception that ended late in the first half against TCU. During the six-game stretch, the sophomore has a passing rating of 136.45.

Despite being in just his second season, Lindley ranks seventh in school history to with 5,366 passing yards. His 38 career touchdown strikes rank ninth in school history, just one shy of Don Horn's (1965-66) 39.

Lindley is currently 42nd nationally in total offense, averaging 236.3 yards per game.

**SAMPSON COMING ON**

After struggling with injuries each of the last two seasons, senior wide receiver DeMarco Sampson has jumped on the scene in a big way the last six weeks.

Sampson, who leads the team in receptions and receiving yards, has put together a six-game stretch that anyone in the country would be proud of. In the last six contests, the Chula Vista native has 42 catches for 597 yards and eight touchdowns. The streak is even more impressive when considering Vincent Brown has been sidelined with an injury during much of that time.

Sampson entered his senior year with 17 career catches for 171 yards and one touchdown. Prior to this six-game stretch, Sampson had 34 career receptions for 376 yards and one TD.

Below is a look at Sampson's 33-game career.

	Rec.	Yards	TD	Gms. w/5+ Catches
First 28 games	34	376	1	1
Last 6 Games	42	597	8	5

**RUNNING GAME IMPROVES**

Much has been made of the Aztecs passing game lately and justifiably so. Nonetheless, the Aztecs remained committed to the run.

Two weeks ago against Wyoming, San Diego State rushed 32 times for 157 yards and three touchdowns. The Aztecs averaged 4.9 yards per rush. The three touchdowns were the most this season and the average per rush was the highest for an Aztec team since Oct. 25, 2008. This also marked the fourth time this season the Aztecs have had at least 30 carries in a game.

Against New Mexico, San Diego State rushed 29 times and gained 88 yards (does not include sacks in the yardage number). Against TCU, the No. 1-ranked defense in the nation, the Aztecs rushed for 92 yards on 25 carries.

Although the running game isn't what the staff would like it to be, San Diego State continues to make progress and appears to get better as the game goes on. Against New Mexico, the Aztecs had 24 of their 50 rushing yards came in the fourth quarter. The week before against Colorado State, SDSU got 32 of its 72 rushing yards in the fourth quarter.

For the season, SDSU is averaging 3.3 yards per rush in the fourth quarter (2.7 average the first three quarters). Below is a look at the rushing numbers by quarter for the season.

	2009 Season		
	Att.	Yds.	Avg.
1st Quarter	75	200	2.7
2nd Quarter	72	180	2.5
3rd Quarter	80	225	2.8
4th Quarter	70	231	3.3

**FOURTH QUARTER COMEBACKS**

San Diego State rallied from a 20-16 fourth-quarter deficit to defeat New Mexico on Oct. 31. It marked the second consecutive week that the Aztecs have rallied from a fourth-quarter deficit to win a game.

That is the first time that has happened since SDSU did in 1987. That year, the team rallied to beat Long Beach State on Oct. 24 (W, 52-42) and then defeated Hawai'i (W, 29-21) the next week. SDSU trailed by nine points against Long Beach State and was down by seven vs. the Rainbows in the fourth quarter.

**DEFENSE MAKES BIG STRIDES**

11 games into the Brady Hoke era, San Diego State has shown remarkable improvement on the defensive side of the ball. The Aztec defense, which ended the 2008 campaign ranked 118 in rushing defense, 113th in scoring defense and 113th in total defense, has looked much improved through the first 11 games of the season.

Impressive numbers from the Aztec defense in the first 11 games:

► San Diego State's national rankings in the 14 defensive statistics the NCAA keeps for both this season and last season are listed on page six. Of the 14 categories, SDSU is ranked higher in 11 of them.



**SAN DIEGO STATE MOST 100-YARD CAREER RECEIVING GAMES**

Name	Games
1. J.R. Tolver	13
2. Will Blackwell	12
Gary Garrison	12
Patrick Rowe	12
Darnay Scott	12
Jeff Webb	12
7. Az Hakim	11
8. Haven Moses	10
9. Tim Delaney	9
10. Dennis Arey	8
Kassim Osgood	8
Webster Slaughter	8
13. Vincent Brown	7
5 others tied with	7

**SAN DIEGO STATE CAREER RECEPTIONS**

Name, Seasons	Receptions
1. J.R. Tolver, 1999-02	262
2. Jeff Webb, 2001-05	234
3. Will Blackwell, 1994-96	197
4. Monty Gillbreath, 1986-89	187
5. Tim Delaney, 1968-70	180
6. Darnay Scott, 1991-93	178
7. Patrick Rowe, 1987-91	155
8. Gary Garrison, 1964-65	148
9. Az-Zahir Hakim, 1994-97	147
10. Vincent Brown, 2007-09	140
11. Robert Ortiz, 2002-05	137
12. Brett Swain, 2004-07	133
13. Craig Scoggins, 1965-66	129
14. Darius Durham, 1979-82	127
15. W. Slaughter, 1984-85	122



2009 Season	No.	Yds.	TD
at UCLA	5	139	1
Southern Utah	6	142	1
at Idaho	13	143	1
at Air Force	10	123	2
New Mexico St.	3	84	1
Brigham Young	8	147	0
at Colorado St.	0	0	0
New Mexico		DNP-Inj.	
TCU		DNP-Inj.	
Wyoming		DNP-Inj.	
at Utah		DNP-Inj.	
at UNLV			



**SAN DIEGO STATE CAREER PASSING YARDS**

Name	Yards
1. Todd Santos	11,425
2. Billy Blanton	8,165
3. Kevin O'Connell	7,689
4. Dan McGwire	7,484
5. David Lowery	5,998
6. Brian Sipe	5,707
7. Ryan Lindley	5,366
8. Dennis Shaw	5,324
9. Adam Hall	5,173
10. Mark Halda	4,812

**SAN DIEGO STATE CAREER PASSING TD**

Name	TDs
1. Todd Santos	70
2. Billy Blanton	67
3. Dennis Shaw	58
4. Kevin O'Connell	46
5. David Lowery	44
Brian Sipe	44
7. Dan McGwire	43
8. Don Horn	39
9. Ryan Lindley	38
10. Tim Gutierrez	36
Mark Halda	36



**DEMARCO SAMPSON GAME-BY-GAME**

2009 Season	No.	Yds.	TD
at UCLA	4	39	0
Southern Utah	5	64	0
at Idaho	4	36	0
at Air Force	2	32	0
New Mexico St.	2	34	0
Brigham Young	5	77	2
at Colorado St.	15	257	3
New Mexico	7	56	2
TCU	6	81	1
Wyoming	5	50	0
at Utah	4	76	0
at UNLV			



**DEMARCO SAMPSON NCAA RANKINGS**

Rk.	Category	Number
38.	Receptions Per Game	5.36
40.	Receiving YPG	72.91



- ▶ San Diego State ranks 77th in total defense this season after ranking 113th in the category last year. Last season, SDSU allowed an average of 460.75 yards per game. This year, the Aztec defense is allowing only 380.64 yards. That is an improvement of 80.11 yards per game.
- ▶ San Diego State has 17 sacks through the first 11 games and ranks 108th nationally in the category. In 12 games last season, the Aztecs recorded 13 total sacks.
- ▶ San Diego State has jumped from 100th last season to 81st this year among NCAA teams in tackles for loss. The Aztecs have accumulated 57 tackles behind the line of scrimmage. In 12 games a year ago, the Aztecs posted 57 such tackles, for an average of 4.75 per game.

#### The numbers against UCLA:

- ▶ The San Diego State defense was flat-out impressive in the second half against UCLA, limiting the Bruins to 10 points (scored on two drives totaling eight yards), and allowing a total of 120 yards of total offense. After intermission, the Bruins rushed 22 times for a mere 45 yards and did not do much better through the air, going 8-for-15 for 75 yards with two interceptions.
- ▶ Against Southern Utah, SDSU limited the Thunderbirds to only 279 yards of total offense. The last time the Aztecs held an opponent under 300 yards was Nov. 3, 2007, when Wyoming only had 250 in a 27-24 SDSU home victory.

#### The numbers against Air Force:

- ▶ San Diego State did not allow an offensive touchdown against Air Force, only the second time in the 28 all-time meetings. San Diego State also held an opponent without an offensive touchdown for just the 33rd time in the school's Division I era and the first time since Dec. 2, 2006.
- ▶ The Aztecs also held Air Force 100 yards below their national-leading rushing yardage per game. SDSU allowed 243 yards rushing to a Falcon team that entered the game averaging 344.33 yards per contest. In addition, Air Force had averaged 485 yards rushing in its previous two meetings with the Aztecs.

#### The numbers against New Mexico State:

- ▶ SDSU held an opponent to under 300 yards of total offense for the second consecutive game and the third time in five games in 2009. The last time SDSU held consecutive opponents under the 300-yard mark was in 2004, when Colorado State managed only 196 yards (Oct. 16) and New Mexico had only 220 yards (Oct. 23).
- ▶ New Mexico State's 234 yards of total offense are the fewest SDSU has allowed since Sept. 24, 2005 vs. San Jose State (233 yards).
- ▶ Junior Dey Juan Hemmings scored his first touchdown in the second quarter when he returned a fumble 14 yards. It was SDSU's first fumble return for a TD since 2006, when T.J. McKay returned one 23 yards in a 27-24 loss at Wyoming on Nov. 4.
- ▶ The Aztec defense has contributed points in three of the team's five outings in 2009 (2 safeties, 1 TD).
- ▶ New Mexico State went 0-for-4 on fourth-down conversions. It marked the first time the Aztecs did not allow a fourth down to be converted when three or more were attempted since Sept. 16, 2006, at Wisconsin (Badgers were 0-for-3). New Mexico State came into the game with fourth-down conversion rate of 73 percent (8-for-11).

#### The numbers against Colorado State:

- ▶ After allowing touchdowns on two of Colorado State's first three offensive possessions, the defense limited the Rams to two scores on their final eight possessions of the game. CSU scored seven second-half points.
- ▶ San Diego State limited Colorado State to just 3-of-9 on third down situations.

#### The numbers against New Mexico:

- ▶ After allowing 70 points against the Lobos last season, the Aztec defense limited New Mexico to 20 points this season.
- ▶ Two of the Lobos' four scoring drives were for 37 yards or less.

- ▶ San Diego State defense 2009 vs. 2008:

	2008 avg. (NCAA Rk.)	2009 avg. (NCAA Rk.)	Note
Points Allowed	37.2 (113)	30.7 (96)	
Total Defense	460.8 (113)	380.64 (77)	Def. ranked 36 spots higher
Rushing Defense	247.5 (118)	169.36 (87)	Yds per rush: '08 - 5.1, '09 - 3.9
4th Down Conv.	11/18, 61% (101)	6/18, 33% (12)	

## SPECIAL TEAM MOMENTS

Through 11 games this season, San Diego State has already produced more big special teams plays than all of last season.

- ▶ Lane Yoshida connected on two field goals of more than 40 yards each against Idaho and TCU. He is 8-of-12 from 40 or more yards in his career, including 5-for-7 this season.
- ▶ Against Southern Utah, true freshman Leon McFadden blocked an extra-point attempt and ran it back for a defensive two-point conversion. It marked the first time in the Mountain West Conference era that the Aztecs had a defensive PAT conversion. It also gave McFadden his second block of the season, surpassing the entire San Diego State team total of one from the 2008 campaign.
- ▶ McFadden also recorded a block on a UCLA extra point attempt. He joins Andrew Preston as the only active Aztecs to record a block.



## 2009 MANNING WATCH LIST

Austen Arnaud (Jr., Iowa State)  
 Sam Bradford (Jr., Oklahoma)  
 Levi Brown (Sr., Troy)  
 Darryll Clark (Sr., Penn State)  
 Jimmy Clausen (Jr., Notre Dame)  
 Andy Dalton (Sr., TCU)  
 Austin Davis (So., Southern Miss)  
 Armani Edwards (Sr., Appalachian St.)  
 Robert Griffin III (So., Baylor)  
 Matt Grothe (Sr., USF)  
 Max Hall (Sr., BYU)  
 Tim Hiller (Sr., Western Michigan)  
 Jerrod Johnson (Jr., Texas A&M)  
 Colin Kaepernick (Jr., Nevada)  
 Case Keenum (Jr., Houston)  
 Dan LeFevour (Sr., Central Michigan)  
 Corey Leonard (Sr., Arkansas State)  
 Thaddeus Lewis (Sr., Duke)  
**Ryan Lindley (So., San Diego State)**  
 Jake Locker (Jr., Washington)  
 Jeremiah Masoli (Jr., Oregon)  
 Colt McCoy (Sr., Texas)  
 Kellen Moore (So., Boise State)  
 Tony Pike (Sr., Cincinnati)  
 Terrelle Pryor (So., Ohio State)  
 Todd Reesing (Sr., Kansas)  
 Zac Robinson (Sr., Oklahoma State)  
 Tyler Sheehan (Sr., Bowling Green)  
 Riley Skinner (Sr., Wake Forest)  
 Rusty Smith (Sr., Florida Atlantic)  
 Jevan Snead (Jr., Ole Miss)  
 Ricky Stanzi (Jr., Iowa)  
 Tim Tebow (So., Florida)  
 Trevor Vittatoe (Jr., UTEP)  
 Adam Weber (Jr., Minnesota)  
 Juice Williams (Sr., Illinois)  
 Russell Wilson (So., N.C. State)  
 T.J. Yates (Jr., North Carolina)



## 2009 RIMINGTON WATCH LIST

Eddie Adamski (Sr., Northern Illinois)  
 Kenny Alfred (Sr., Washington State)  
 Garrett Anderson (Sr., South Carolina)  
 Tim Barnes (Jr., Missouri)  
 Carl Barnett (Sr., Houston)  
 Colin Baxter (Jr., Arizona)  
 Joe Bernardi (Jr., Fresno State)  
 Ryan Blaszczyk (Sr., Rutgers)  
 Ben Bojicik (So., Bowling Green)  
 Mike Brewster (So., Ohio State)  
 J.C. Brignone (Jr., Mississippi State)  
 Ben Burkett (So., Northwestern)  
 Thomas Byrd (So., Boise State)  
 Ronnie Castillo (Sr., San Jose State)  
 Eric Cook (Sr., New Mexico)  
 Lowell Dyer (Sr., North Carolina)  
 John Estes (Sr., Hawaii)  
 Chris Fisher (Sr., Louisiana-Lafayette)  
 Danny Franks (Sr., Troy)  
 Daverin Geraldts (Sr., Mississippi)  
 Jorge Gonzalez (Sr., Kentucky)  
 Chris Hall (Sr., Texas)  
 Jacob Hickman (Sr., Nebraska)  
**Trask Iosefa (Jr., San Diego State)**  
 Ted Larsen (Sr., North Carolina State)  
 Kevin Matthews (Sr., Texas A&M)  
 Jim McKenzie (Jr., Syracuse)  
 Ryan McMahon (Jr., Florida State)  
 Colin Miller (Jr., Central Michigan)  
 John Moffitt (Jr., Wisconsin)  
 David Molk (So., Michigan)  
 Bryan Morgan (Jr., Duke)

Joel Nitchman (Sr., Michigan State)  
 Kristofer O' Dowd (Jr., USC)  
 Maurkice Pouncey (Jr., Florida)  
 Lon Roberts (Jr., Louisiana Tech)  
 Jake Seitz (Sr., Alabama-Birmingham)  
 Brad Serini (Jr., Florida International)  
 Matthew Tennant (Jr., Boston College)  
 Mark Thompson (Sr., Middle Tenn.)  
 Bradley Vierling (Sr., Vanderbilt)  
 Tim Walter (Sr., Colorado State)  
 J.D. Walton (Sr., Baylor)



## 2009 BILETNIKOFF SEMIFINALISTS

Freddie Barnes (Sr., Bowling Green)  
 Dezmon Briscoe (Jr., Kansas)  
**Vincent Brown (Jr., San Diego State)**  
 Eric Decker (Sr., Minnesota)  
 Marshawn Gilyard (Sr., Cincinnati)  
 AJ Green (So., Georgia)  
 Jordan Shipley (Sr., Texas)  
 Demaryius Thomas (Jr., Georgia Tech)  
 Golden Tate (Jr., Notre Dame)  
 Mike Williams (Sr., Syracuse)



## 2009 RAY GUY CANDIDATES

Delbert Alvarado, South Florida  
 Bryan Anger, California  
 Ben Armer, Western Michigan  
 Jeremy Boone, Penn State  
 Brent Bowden, VA Tech  
 Mike Brandtner, Iowa State  
 Drew Butler, Georgia  
 Peter Caldwell, Utah State  
 Desi Cullen, Connecticut  
 David Defatta, Middle Tennessee  
 Kyle Delahouke, Navy  
 Matt DiLallo, Colorado  
 Matt Dodge, East Carolina  
 Ryan Donahue, Iowa  
 Clinton Durst, Auburn  
 Derek Epperson, Baylor  
 R.J. Fitzgerald, Alabama  
 Reid Forrest, Washington State  
 Will Goggans, Troy  
 Mickey Groody, Florida Atlantic  
 Trevor Hankins, Arizona State  
 Jake Harry, Missouri  
 Johnny Hekker, Oregon State  
 Alex Henery, Nebraska  
 Chas Henry, Florida  
 Kevin Jones, Duke  
 Scott Kozlowski, West Virginia  
 Spencer Lanning, South Carolina  
 Jeff Locke, UCLA  
 Rob Long, Syracuse  
 Kyle Martens, Rice  
 Zoltan Mesko, Michigan  
 Brad Nortman, Wisconsin  
 Matt Reagan, Memphis  
 Alonso Rojas, Kansas  
 Quinn Sharp, Oklahoma State  
**Brian Stahovich, San Diego State**  
 Michael Such, Tulsa  
 Chris Summers, Purdue  
 Matt Szymanski, SMU  
 Ross Thevenot, Tulane  
 Kyle Watson, UNLV

- ▶ The San Diego State defense limited UCLA's punt return team to 25 yards on eight Aztec punts. Junior gunner Dey Juam Hemmings recorded a pair of special teams tackles.
- ▶ Aztec sophomore punter Brian Stahovich is averaging 44.1 yards per boot and already has 16 kicks for more than 50 yards this season. The 44.1 punt average is the fourth-best mark in school history and is ranked eighth nationally. He earned MWC player of the week honors for his efforts against New Mexico earlier this season.

### VINCENT BROWN REACHES MILESTONES

Junior wide receiver Vincent Brown continues to move up the San Diego State charts as well as flirt with the national lead in receiving yards. Brown has posted five 100-yard receiving games this season and has a touchdown in five of his seven games this season.

- ▶ Brown posted a streak of five consecutive 100-yard receiving games, tying him for the third-longest streak in school history and the longest by an Aztec player since Tim Delaney did it in five straight games during the 1969 campaign.
- ▶ Brown has 100 yards or more receiving in six of his last eight games dating back to last season.
- ▶ If he hadn't got injured earlier this season, Brown would rank fifth in the country in receiving yards per game (111.14) and 22nd in receptions per game (6.43).
- ▶ With seven career 100-yard receiving games, Brown ranks 13th in school history in that category (J.R. Tolver is the all-time leader with 13).
- ▶ With 140 career receptions, Brown now ranks 10th in school history in that category, while his 1,758 career receiving yards place him just 376 away from entering the school's top 10 chart in that category.
- ▶ Brown entered this season with seven career touchdowns, but caught a TD pass in each of San Diego State's first five games of 2009. Prior to this streak, he had never caught a touchdown pass in consecutive games. Brown tied the longest Aztec streak of the past decade, which matched Kassim Osgood's five-game streak in 2002. Brown's five-game TD-streak, unfortunately, came to an end against BYU on Oct. 17.
- ▶ With 13 career touchdown catches, he is one short of moving onto the school's all-time top 10 chart.
- ▶ Earlier this season, Brown became the 24th Aztec receiver to post 100 career receptions. He also passed the 1,000-yard mark in receiving yards. His career numbers now stand at 140 receptions for 1,758 yards in 30 games.

### STAHOVICH

Sophomore Brian Stahovich continues to have a major impact in games. Stahovich, who earlier this season was named to the watch list for the 2009 Ray Guy Award, averaged 42.9 yards on seven kicks against the Lobos. His first four punts all dropped inside the opponent 20-yard line and he later added a fifth in the fourth quarter. Stahovich had one punt partially blocked, but that too ended up inside the 20-yard line, giving the team six on eight attempts on the night.

The Cathedral Catholic High graduate held New Mexico to only two punt returns for a combined minus-1 yard and did not record a touchback. Stahovich added to his season total of punts for 50 or more yards with a 59-yarder and a 50-yarder, and now has 16 in 2009.

The sophomore is currently eighth nationally in punting average at 44.1, and the Aztecs are 24th in net punting (37.91) after ending up 100th in that category a year ago.

### LINDLEY ON MANNING WATCH LIST

San Diego State sophomore Ryan Lindley was named to the preseason watch list for the Manning Award on Aug. 17, presented by the Allstate Sugar Bowl to the nation's top collegiate quarterback. Lindley, who set the school and Mountain West Conference records last season for passing yards by a freshman, is one of 38 quarterbacks on the list and one of just six sophomores.

A native of Alpine, Calif., he earned team offensive most valuable player honors last season as a redshirt freshman. Lindley started 10 games, completing 242-of-427 passes for a 56.7 completion percentage with 16 touchdowns and 2,653 yards. He ended the season ranked 24th nationally in passing average, including second among freshmen, and 42nd in total offense (fourth among freshmen). He also had the seventh-best passing efficiency among all freshmen at 117.01. He also became just the second freshman in school history to start a season-opening game for the Aztecs, joining two-time All-American and the school's all-time career passing leader, Todd Santos.

Lindley is one of three MWC quarterbacks on the Manning Award Watch List along with TCU senior Andy Dalton and Brigham Young senior Max Hall. He is the first-ever Aztec named to the Manning Award Watch List.

The Manning Award was created by the Allstate Sugar Bowl in honor of the college football accomplishments of Archie, Peyton and Eli Manning. Ten finalists will be determined by a selected panel of national media covering college football, as well as each of the Mannings. That list will be released on Monday, Nov. 30. The winner will be announced on Thursday, Jan. 14.

### IOSEFA UP FOR RIMINGTON TROPHY

San Diego State junior Trask Iosefa was one of just 43 players named to the 2009 Fall Watch



## MOUNTAIN WEST STANDINGS

Entering Friday, Nov. 27 games

	MWC	Overall
1. TCU	7-0	11-0
2. BYU	6-1	9-2
Utah	6-1	9-2
4. Air Force	5-3	7-5
5. Wyoming	3-4	5-6
<b>6. San Diego State</b>	<b>2-5</b>	<b>4-7</b>
UNLV	2-5	4-7
8. New Mexico	1-6	1-10
9. Colorado State	0-7	3-8

### MWC RESULTS/SCHEDULE

Saturday, November 14

BYU 24, at New Mexico 19

at Air Force 45, UNLV 17

at TCU 55, Utah 28

**Wyoming 30, at SDSU 27**

Saturday, November 21

TCU 45, at Wyoming 10

at BYU 38, Air Force 21

**San Diego State at Utah, 1 p.m. PT**

at New Mexico 29, Colorado State 27

Friday, November 27

Wyoming at Colorado St.\*, 11 a.m. P

Saturday November 28

New Mexico at TCU\*, 10 a.m. PT

Utah at Brigham Young\*, 2 p.m. PT

**San Diego State at UNLV, 6 p.m. PT**

\* - Indicates Mountain West

Conference game.

## SDSU NON-CONFERENCE OPPONENT UPDATE

Entering Saturday, Nov. 28 game.

	Overall	League
UCLA	6-5	3-5
Southern Utah	5-6	2-2
Idaho	7-4	4-3
New Mexico State	3-8	1-5

### RESULTS/SCHEDULE

Saturday, Nov. 14

E. Wash. 41, at Southern Utah 28

UCLA 43, at Washington State 7

at Boise St. 63, Idaho 25

at Hawaii 24, New Mexico St. 6

Saturday, Nov. 21

at UCLA 23, Arizona State 13

Southern Utah 37, at San Diego 32

Nevada 63, at New Mexico St. 20

Saturday, Nov. 28

Utah State at Idaho, 2 p.m. PT

NMSU at San Jose St., 5 p.m. PT

UCLA at USC, 7 p.m. PT

List for the Rimington Trophy, which is given out annually to the nation's top collegiate center. Iosefa was also tabbed to the award's spring watch list that was announced this past May by the Boomer Esiason Foundation.

A two-year starter, Iosefa has played and started in each of the last 24 games over the past two seasons. He is SDSU's most experienced offensive lineman entering the 2009 campaign, with his 24 starts ranking first among all Aztec offensive players and tying for the most on the team.

Iosefa came to San Diego State in the spring of 2006, before redshirting later that season. He was a first-team all-state selection and all-region pick by PrepStar Magazine while playing at Punahou High School.

The junior is one of three centers from the Mountain West Conference tabbed for this year's Fall Watch List and is the first Aztec since Jasper Harvey (2004-05) to be nominated for the award.

The Rimington Trophy committee bases the award on the four All-America teams chosen by the American Football Coaches Association, Walter Camp Foundation, the Sporting News and the Football Writers Association of America. The winner will be honored at a banquet in Lincoln, Neb., next January.

### **BROWN A SEMIFINALIST FOR BILETNIKOFF AWARD**

San Diego State junior Vincent Brown has been named a semifinalist for the 2009 Biletnikoff Award, the Tallahassee Quarterback Club Foundation announced in October that Brown is one of 10 semifinalists for the award, given annually to the nation's top collegiate receiver.

Brown, one of five non-seniors on the list, is the first Aztec semifinalist since J.R. Tolver in 2002. Brown is the only receiver on the list from the Mountain West Conference and one of just two from non-automatic qualifying BCS teams. He is the third SDSU player named to a national list this season, joining quarterback Ryan Lindley (Manning Award Watch List) and center Trask Iosefa (Rimington Trophy Fall Watch List) (and later Brian Stahovich (Ray Guy Watch List)).

Brown is not eligible to be ranked because he has played in less than 75 percent of SDSU's games. However, the junior's receiving average (111.14) would place him fourth nationally if included among the leaders. Against Colorado State, the game that Brown got hurt in the second quarter, he had yet to catch a pass. If that game is not counted against his average, he would be averaging 129.70 receiving yards and would rank second nationally.

Past winners of the award include Michael Crabtree (2007-08), Braylon Edwards (2004), Larry Fitzgerald (2003), Randy Moss (1997) and Bobby Engram (1994), among others. The three finalists will be voted on Nov. 19 and will be announced at a later date.

### **STAHOVICH A CANDIDATE FOR RAY GUY AWARD**

San Diego State sophomore punter Brian Stahovich (Solana Beach, Calif.) is one of 42 candidates for the 2009 Ray Guy Award, which is given annually to the nation's top collegiate punter, the Greater Augusta Sports Council announced Oct. 29. Stahovich is one of just 11 underclassmen on the list and two from the Mountain West Conference.

The sophomore is currently eighth nationally in punting average at 44.09, and the Aztecs are 24th in net punting (37.91) after ending up 100th in that category a year ago.

He is the third Aztec to be a candidate for the Ray Guy Award, which was created in 2000 to honor NFL great Ray Guy. The late Brian Simnjanovski was named to the preseason list in 2003, while Michael Hughes received the honor in 2006 and 2007.

Past winners of the Ray Guy Award include current Pittsburgh Steeler Daniel Sepulveda (2004 & 2006), B.J. Sander (2003), Ryan Plackemeier (2005) and Matt Fodge (2008).

### **SENIOR DUO TABBED 2009 CAPTAINS**

San Diego State first-year head coach Brady Hoke announced the football team captains for the upcoming 2009 season. Senior tight end Tony DeMartinis and senior linebacker Jerry Milling were selected in a vote by their teammates at the conclusion of fall camp.

Milling enters his senior campaign as an impact player on defense. The Palmdale, Calif., native has appeared in 18 games for SDSU, starting two, but has been limited by injury the last two seasons. Milling recorded 28 tackles, one fumble recovery and a pass breakup in just four games last year. The linebacker has tallied double-digit stops in each of his career

starts with 11 against Notre Dame and 10 at San Jose State. Milling has also made strides in the classroom, receiving a President's Award for Most Improved Scholastic Achievement in 2008.

DeMartinis has been a jack-of-all-trades for the Aztecs, playing both offense and defense during his time on campus. The Sun Valley, Calif., native has played in 23 games for SDSU, mainly on the defensive side of the ball. DeMartinis recorded four tackles in his redshirt freshman season and 10 tackles his sophomore campaign. In 2008, DeMartinis was the starter at defensive end in the team's opener with Cal Poly, recording his first career sack before his season was cut short due to a knee injury.

During 2009 spring camp, DeMartinis practiced exclusively at the tight end position. He is currently pursuing his master's degree in homeland security after obtaining his bachelor's degree in business this past spring.

### **THE AZTEC WEIGHT LOSS PLAN**

One of the early goals by the new coaching staff was to change the body composition of the team. One of Brady Hoke's early hires was Aaron Wellman as the football strength and conditioning coach. Wellman, who has 14 years of experience at the Division I level and worked in the same capacity with Hoke at Ball State from 2004-08, quickly went to work and the results were nothing short of amazing.

Of the 14 offensive linemen that were weighed on Feb. 2, the first weight in under the new staff, and July 27, the group lost a combined 294 pounds or an average of 21 pounds per player. Five players - Nike Embernate, Alec Johnson, Erik Quinones, Tom Rische and Emilio Rivera - lost 29 or more pounds in the process.

### **BROWN NAMED PRESEASON ALL-MWC**

The San Diego State football team was picked to finish eighth in the Mountain West Conference preseason poll of MWC media members and junior wide receiver Vincent Brown became the first Aztec offensive player selected to the all-conference preseason team since 2005, the league announced at its annual media day in Las Vegas, Nev., on July 21.

The Aztecs, who return 17 starters and 46 letterwinners from last season, received 53 points. TCU (207 points) was selected to win the conference title, followed by Brigham Young (190) and defending conference champion Utah (179). All three teams received first-place votes. Air Force (130) was tabbed for fourth place, followed by UNLV (108), Colorado State (107), New Mexico (60), San Diego State and Wyoming (46).

The Aztecs hope that eighth place will continue to be good trend. Last season, Colorado State was selected to finish eighth in the preseason poll, but went on to finish 7-6 and posted a victory in the New Mexico Bowl. That marked the second time in the last five seasons that the preseason poll's eighth-place team posted a winning season and advanced to a bowl game. In 2004, Wyoming went 7-5 and won the Las Vegas Bowl after being plucked for eighth.

Brown was one of 12 players selected to the preseason all-conference offensive team. A native of Rancho Cucamonga, Calif., Brown has played in all 24 games and started 18 consecutive contests since arriving on campus. Last season, Brown led the team with 64 catches for 631 yards receiving. He is 20 yards short of 1,000 yards for his career and needs just five catches to become the 24th player in school history with 100 catches.

Brown becomes the first Aztec offensive player named to the preseason all-conference team since Lynell Hamilton earned the distinction prior to the 2005 campaign. Last year, linebacker Russell Allen earned preseason all-conference accolades en route to posting a 107-tackle season.

### **FOUR AZTECS NAMED TO PHIL STEELE'S MID-SEASON ALL-CONFERENCE TEAM**

Four Aztecs were selected as members of Phil Steele's 2009 mid-season all-Mountain West Conference team. Vincent Brown earned first-team honors, as well as being named to the mid-season All-America fourth-team. Punter Brian Stahovich was also a first-team honoree, while Jerry Milling and B.J. Williams were second-team choices.

Brown (Ranch Cucamonga, Calif.), SDSU's top offensive threat, entered 2009 as the Aztecs' returning leader in catches and receiving yards. Through six games, Brown has picked up where he left off as he currently leads the team with 45 receptions, 778 yards and six touchdowns. Brown, who has 13 career touchdowns, is one shy of entering the Aztec career top

10. Most recently, Brown caught eight passes for 147 yards against No. 18 Brigham Young.

Through six games, Stahovich (Solana Beach, Calif.), a sophomore punter, ranks first in the MWC in punting average. This season, Stahovich has 10 kicks of more than 50 yards, including a pair of season-long 57-yard boots at Air Force. Stahovich finished his day at the Academy with a punting average of 52.5 yards, which ranks fourth all-time in Aztec single-game history.

Milling, a senior linebacker from Palmdale, Calif., became the first SDSU player to log 10-plus tackles in a game this season when he had 12 against Air Force. Milling, who has four career games with 10 or more stops, recently set a career high with his 13 vs. nationally ranked BYU. At the half-way mark of the campaign, Milling has team-best figures in tackles (46) and tackles for loss (5.5).

Williams (Aurora, Colo.), a junior defensive end who was coming off an impressive 2008 season, has started all six games in 2009. Through six games this year, Williams has 21 tackles and 3.5 tackles for loss, including two sacks. He also recorded his third career fumble recovery against UCLA in the season opener.

## ■ SDSU Football in the Polls

	Mountain West	National
Lindy's	6th	No. 86
Phil Steele's	6th	
USA Today Sports Weekly	7th	
MWC Media Poll	8th	
Athlon Sports	8th	No. 102
The Sporting News	8th	
Sports Illustrated	8th	No. 108
Yahoo! Sports & rivals.com	9th	No. 107
CBSSports.com	9th	

### Preseason Watch List (2 players)

Rimington Trophy (nation's top center) Trask Iosefa (1 of 42 players)  
 Manning Award (nation's top quarterback) Ryan Lindley (1 of 38 players)

### Preseason All-Mountain West Conference (14 players)

WR	Vincent Brown (first-team: MWC Media Poll; second-team: Lindy's)
QB	Ryan Lindley (second-team Phil Steele)
WR	Roberto Wallace (second-team Phil Steele)
TE	Matthew Kawulok (second-team Phil Steele)
DE	B.J. Williams (second-team Phil Steele)
LB	Luke Laolagi (second-team Phil Steele)
RB	Atiyah Henderson (third-team Phil Steele)
WR	DeMarco Sampson (third-team Phil Steele)
OG	Ikaika Aken-Moleta (third-team Phil Steele)
DE	Jonathan Soto (third-team Phil Steele)
P	Brian Stahovich (third-team Phil Steele)
LB	Nick Sandford (fourth-team Phil Steele)
CB	Aaron Moore (fourth-team Phil Steele)
K	Lane Yoshida (fourth-team Phil Steele)

### Preseason All-Mountain West Conference Honor Roll

Strongest Arm	Ryan Lindley (Lindy's)
Best Mascot	Monty Montezuma (The Sporting News)
Players to Watch	Ryan Lindley (USA Today Sports Weekly, 1 of 6 players)

"Hoke has the potential to triple last season's win total in his first season if his players improve. New coach Brady Hoke scored well with his coordinator hires, landing former New Mexico coach Rocky Long to run the defense and Al Borges to oversee the offense. Long is well-respected for his defensive strategies, and Borges has twice been a finalist for the Broyles Award, which goes to the nation's top assistant." - *Athlon Sports*

"San Diego State hired one of the hottest coaching candidates around this offseason, snagging Ball State's Brady Hoke after a 12-2 season. Things are going to be much different this fall at San Diego State, a program coming off a 2-10 season. There's a lot of talent at the offensive skill positions and San Diego State has a high number of returning starters. If Rocky Long can work his magic on defense, the MWC's long-sleeping giant may finally awaken." - *Lindys*

"Luckily for Hoke, San Diego State showed progress late last year when the team came up with its best effort of the season and beat UNLV 42-21 to squash the Rebels' postseason eligibility. Hoke will make sure there are no more steps backward. San Diego State will get off to a 2-1 start with wins over Southern Utah and Idaho after losing to UCLA." - *Sporting News College Football*

"Brady Hoke steps into a great situation. Their returning starters are the second most in the MWC and their let-terms lost were the fewest. The coaching staff has great knowledge of the MWC as they bring in defensive coordinator Rocky Long who was the head coach at New Mexico. While the Aztecs won only two games last year they actually make my Most Improved List this year meaning I think they will be bowl eligible in Hoke's first season." - *Phil Steele's College Football Preview*

"San Diego State has plenty of star power -- in its staff. New coach Brady Hoke brought in former Auburn aide Al Borges as offensive coordinator, former New Mexico coach Rocky Long as defensive coordinator and former Browns and Aztecs passer Brian Sipe as QB coach." - *Sports Illustrated*

## ATHLON SPORTS

SDSU MWC Prediction: 8th  
 SDSU National Ranking: No. 102

### Mountain West Conference Rankings

Rk.	Team	National Rank
1.	Utah	21
2.	TCU	28
3.	Brigham Young	33
4.	Air Force	60
5.	Colorado State	70
6.	UNLV	84
7.	New Mexico	87
8.	San Diego State	102

9. Wyoming 105

### SDSU Non-Conference Opponents

Team	National Rank
UCLA	51
Southern Utah	nr
Idaho	118
New Mexico State	117

## LINDY'S

SDSU MWC Prediction: 6th  
 SDSU National Ranking: No. 86

### Mountain West Conference Rankings

Rk.	Team	National Rank
1.	TCU	14
2.	Utah	23
3.	Brigham Young	25
4.	Air Force	77
5.	UNLV	81
6.	San Diego State	86
7.	Colorado State	87
8.	Wyoming	98
9.	New Mexico	99

### SDSU Non-Conference Opponents

Team	National Rank
UCLA	48
Southern Utah	nr
Idaho	117
New Mexico State	111

## MWC MEDIA POLL

SDSU MWC Prediction: 8th

### Mountain West Conference Rankings

Rk.	Team	National Rank
1.	TCU	
2.	Brigham Young	
3.	Utah	
4.	Air Force	
5.	UNLV	
6.	Colorado State	
7.	New Mexico	
8.	San Diego State	
9.	Wyoming	

## PHIL STEELE'S CFP

SDSU MWC Prediction: 6th

### Mountain West Conference Rankings

Rk.	Team	National Rank
1.	Brigham Young	22
2.	TCU	24
3.	Utah	19
4.	UNLV	
5.	Air Force	
6.	San Diego State	
	Colorado State	
8.	Wyoming	
9.	New Mexico	

## SPORTS ILLUSTRATED

SDSU MWC Prediction: 8th  
 SDSU National Ranking: No. 108

### Mountain West Conference Rankings

Rk.	Team	National Rank
1.	TCU	17
	Utah	19
	Brigham Young	22
4.	UNLV	54
5.	Air Force	68
6.	Colorado State	77
7.	Wyoming	104
8.	San Diego State	108
9.	New Mexico	111

### SDSU Non-Conference Opponents

Team	National Rank
UCLA	50
Southern Utah	nr
Idaho	117
New Mexico State	118

## THE SPORTING NEWS

SDSU MWC Prediction: 8th

### Mountain West Conference Rankings

Rk.	Team	National Rank
1.	Utah	
2.	Brigham Young	
3.	TCU	
4.	Air Force	
5.	Colorado State	
6.	UNLV	
7.	New Mexico	

8.	San Diego State	
9.	Wyoming	

## USA TODAY SPORTS WEEKLY

SDSU MWC Prediction: 7th

### Mountain West Conference Rankings

Rk.	Team	National Rank
1.	TCU	
2.	Utah	
3.	Brigham Young	
4.	Air Force	
5.	UNLV	
6.	Colorado State	
7.	San Diego State	
8.	Wyoming	
9.	New Mexico	

## YAHOO! SPORTS/RIVALRS.COM

SDSU MWC Prediction: 9th  
 SDSU National Ranking: No. 107

### Mountain West Conference Rankings

Rk.	Team	National Rank
1.	TCU	21
2.	Utah	23
3.	Brigham Young	29
4.	Air Force	57
5.	Colorado State	74
6.	New Mexico	83
7.	Wyoming	100
8.	UNLV	97
9.	San Diego State	107

### SDSU Non-Conference Opponents

Team	National Rank
UCLA	64
Southern Utah	nr
Idaho	119
New Mexico State	115

## HEAD COACH

## BRADY HOKE



Won a national championship as an assistant coach at Michigan in 1997

Delivered the Top 10 list on the Late Show with David Letterman on Dec. 8, 2008

Makes homemade pizza every Thursday night during the season, a tradition that dates back to his days as high school coach in Ohio

## AT SAN DIEGO STATE:

- ▶ Became San Diego State's 17th head football coach on Dec. 16, 2008.
- ▶ Of the 22 new head coaches in 2009, he is the only one to receive multiple votes for Associated Press coach of the year in 2008.
- ▶ He is one of six current head coaches who also serves as a position coach.

## AT BALL STATE:

- ▶ Guided Ball State to a 12-1 record and an appearance in the GMAC Bowl in 2008. The Cardinals were
- ▶ One of 10 finalists for the 2008 Liberty Mutual National Coach of the Year award.
- ▶ Was named Mid-American Coach of the Year in 2008 and American Football Coaches Association Football Bowl Subdivision Region 3 Coach of the Year.
- ▶ Served as head coach at Ball State University in Muncie, Ind., for the last six seasons, leading the Cardinals to a pair of bowl game appearances.
- ▶ In his sixth and final year as head coach of the Cardinals, Hoke guided Ball State to its best season in program history, recording a school-record 12 wins and completing an undefeated Mid-American Conference regular-season campaign with an 8-0 mark in 2008.
- ▶ Ball State made its' first-ever appearance in the national polls a year ago, ranking as high as 12th by the Associated Press and 13th in the *USA Today* Coaches poll.
- ▶ Hoke led the Cardinals to back-to-back bowl game appearances (2007-08), the first time the feat has happened in school history. The 2008 team, which also advanced to its first MAC championship contest, earned an invitation to the GMAC Bowl in Alabama in early January.
- ▶ Ball State won its 12 games by an average of 21 points and scored a school-record 476 points, including a program-best 62 touchdowns with Hoke at the helm.
- ▶ A year ago, the Cardinals were 11th in the nation in total offense, averaging just over 450 yards per contest. They were also fifth in sacks allowed (0.92), sixth in passing efficiency (164.4) and first in fewest penalties per game (2.77) through their first 13 games.
- ▶ In 2007, Ball State made its first bowl game appearance in 11 years, earning a bid to the International Bowl in Toronto as MAC co-west division champions. The Cardinals finished with a 7-6 overall record, including a 5-2 mark in conference action, and had four players earn first-team all-league accolades.

## PLAYING EXPERIENCE:

- ▶ Hoke was a defensive standout for Ball State as a student-athlete, lettering four times from 1977-80, and serving as team captain as a senior.
- ▶ His junior campaign, Hoke posted 95 tackles and as a senior, he had a team-best 150 stops to rank sixth in the MAC and garner second-team all-league honors.
- ▶ As a sophomore, he ranked third on the team in tackles and helped the Cardinals to the 1978 MAC championship with an 8-0 record, the only other time Ball State finished a league campaign undefeated prior to 2008.
- ▶ Hoke earned his bachelor's degree in criminal justice from Ball State in 1982.

## PERSONAL:

- ▶ Hoke is married to the former Laura Homberger and the couple has a daughter, Kelly. His brother, Jon, was an assistant coach at San Diego State from 1987-88 under Denny Stolz, and is currently the defensive backs coach with the Chicago Bears.

## ■ Brady Hoke Head Coaching Record

Year	Record	League	Finish	Home	Away	Neutral	Bowl Game
2003	Ball State	4-8	3-5	5th	3-3	1-5	0-0
2004	Ball State	2-9	2-6	6th	2-3	0-6	0-0
2005	Ball State	4-7	4-4	5th	1-3	3-4	0-0
2006	Ball State	5-7	5-3	T-3rd	2-4	3-3	0-0
2007	Ball State	7-6	5-2	T-1st	3-2	4-3	0-1 International Bowl, Rutgers (L, 30-52)
2008	Ball State	12-1	8-0	1st	6-0	6-0	0-1 GMAC Bowl ( <i>Did not coach in bowl game.</i> )
2009	San Diego St.	4-7	2-5		3-3	1-4	0-0
<b>Totals</b>		<b>38-45</b>	<b>29-25</b>		<b>20-18</b>	<b>18-25</b>	<b>0-2</b>



## BRADY HOKE SITUATIONAL RECORD

<b>Overall</b>	<b>38-45</b>
at San Diego State	4-7
at Ball State	34-38
<b>Home</b>	<b>20-18</b>
San Diego	3-3
Muncie, Ind.	17-15
<b>Road</b>	<b>18-25</b>
at San Diego State	1-4
<b>Neutral</b>	<b>0-2</b>
Scoring 41+ Points	12-0
Scoring 20+ Points	37-25
Allowing 20- Points	25-3
<b>Conference Games</b>	<b>29-25</b>
Home	15-13
MWC Games	2-5
Home	1-3
3-Point or Closer	6-4
7-Point or Closer	12-9



## TOP 10 HIGHLIGHTS OF THE BALL STATE CARDINALS FOOTBALL SEASON

As delivered by Brady Hoke on the Dec. 8, 2008 edition of the Late Show with David Letterman.

10. Only team in college ball to use kangaroo as long snapper
9. I coached the second half of the Toledo game wearing only a head-set and underpants
8. When O.J. Simpson and some goons showed up and tried to steal our equipment
7. Our players met athletes from around the world when Muncie hosted this year's summer Olympics
6. Defeating the Detroit Lions
5. The loss to Buffalo because it taught us humility and resiliency... I'm kidding, it totally blew
4. The post-game locker room grabass
3. Beat Eastern Michigan, Central Michigan, Western Michigan, Southern Michigan, Southwestern Michigan and Mexican Michigan
2. None of our players shot themselves in the leg
1. The drunk 3 a.m. coaching tips from Letterman



## NEW COACHES IN 2009

Gene Chizik, Auburn  
 Rich Ellerson, Army  
 Stan Parrish, Ball State  
 Frank Spaziani, Boston College  
 Dave Clawson, Bowling Green  
 Dabo Swinney, Clemson  
 Ron English, Eastern Michigan  
 Paul Rhodes, Iowa State  
 Bill Snyder, Kansas State  
 Mike Haywood, Miami (Ohio)  
 Dan Mullen, Mississippi State  
 \*Mike Locksley, New Mexico  
 \*DeWayne Walker, New Mexico St.  
 Chip Kelly, Oregon  
 Danny Hope, Purdue  
**Brady Hoke, San Diego State**  
 Doug Marrone, Syracuse  
 Lane Kiffin, Tennessee  
 Tim Beckman, Toledo  
 Gary Andersen, Utah State  
 Steve Sarkisian, Washington  
 \*Dave Christensen, Wyoming  
 \* - indicates SDSU 2009 opponent.

## HEAD COACHES WHO ALSO COACH A POSITION

Stan Parrish, Ball State QB  
 Dan Hawkins, Colorado WR  
 Doug Martin, Kent State QB  
 Chris Ault, Nevada QB  
**Brady Hoke, San Diego State DL**  
 Gary Andersen, Utah State DT

## 2008 ASSOCIATED PRESS COACH OF THE YEAR RESULTS

Name, Current School

1. Nick Saban, Alabama
2. Mike Leach, Texas Tech
3. Kyle Whittingham, Utah
4. Paul Johnson, Georgia Tech
5. Joe Paterno, Penn State
6. **Brady Hoke, San Diego State**

## 2008 AFCA REGIONAL COACH OF THE YEAR

Name, Current School

**Brady Hoke, San Diego State**  
 Brian Kelly, Cincinnati  
 Mike Leach, Texas Tech  
 Houston Nutt, Mississippi  
 Mike Riley, Oregon State

## > THE AZTEC COACHING STAFF



### Brady Hoke

FIELD

#### Head Coach, 1st Year (Ball State '82)

- ▶ One of 10 finalists for the 2008 Liberty Mutual National Coach of the Year award in his final year at Ball State.
- ▶ Ball State made its' first-ever appearance in the national polls a year ago, ranking as high as 12th by the Associated Press and 13th in the USA Today Coaches poll.
- ▶ Was a defensive standout for Ball State as a student-athlete, lettering four times from '77-80, and serving as team captain as a senior.



### Al Borges

FIELD

#### Off. Coordinator, 1st Year (Chico St. '81)

- ▶ Al Borges has 22 years of service as an offensive coordinator at the NCAA level.
- ▶ Borges helped Auburn compile a four-year record of 41-9 and post a 2-1 record in bowl games. He was tabbed the Offensive Coordinator of the Year by Rivals.com in 2005.
- ▶ While at UCLA from 1996-2000, Borges was twice a finalist for the Frank Boyles Assistant Coach of the Year award.



### Rocky Long

FIELD

#### Def. Coordinator, 1st Year (New Mexico '74)

- ▶ Came to SDSU in December of 2008, after serving as head coach at New Mexico for the last 11 years.
- ▶ Amassed the most victories of any Mountain West Conference head coach in the league's history. Was tabbed the league's coach of the year in 2002.
- ▶ While at New Mexico, he coached 12 players selected in the NFL Draft, 10 players who earned All-America honors since 2001 and had a MWC-high 34 first-team all-conference selections since 2003.



### Jeff Hecklinski

FIELD

#### Asst. HC/RBs, 1st Year (W. Illinois '97)

- ▶ The Western Illinois graduate joined Aztec head coach Brady Hoke at Ball State in 2004 as the team's receivers coach, before taking on added duties with recruiting in 2008.
- ▶ Before moving to Ball State, was the quarterbacks coach and passing game coordinator at Arizona in 2003.
- ▶ Standout quarterback at Western Illinois, throwing for over 5,980 yards to rank second in the school's career record book.



### Dan Ferrigno

FIELD

#### TEs/Special Teams, 1st Year (SF St. '77)

- ▶ Has spent 22 seasons as an assistant coach in the Pac-10 Conference at Cal, Oregon, Oregon State and USC.
- ▶ Most recently, returned to Cal for his third stint in Berkeley to coach the Golden Bear wide receivers in '06-07.
- ▶ Was on staff with Brady Hoke and Rocky Long at Oregon State. Spent nine seasons with the Beavers, tutoring the running backs, defensive backs, linebackers and special teams.



### Darrell Funk

FIELD

#### Offensive Line, 1st Year (CSU '88, Illinois '90)

- ▶ A graduate of CSU and former assistant at his alma mater from '03-07, will coach the Aztecs' offensive line after spending last year as Ball State's offensive line coach.
- ▶ The Fort Collins, Colo., native spent five seasons at CSU under head coach Sonny Lubick.
- ▶ Three-year starter at CSU from '83-86, playing on both the offensive and defensive line and at tight end.



### LeCharls McDaniel

FIELD

#### Wide Receivers, 9th Year (Cal Poly '81)

- ▶ In his third stint at SDSU, having coached the wide receivers (2002 and 2006), running backs (2005) and secondary/special teams ('94-96).
- ▶ Has also coached at Oregon State (STs/TEs), Cal (STs), Washington Redskins (STs), Phoenix Cardinals (WRs), Cal Poly (Sec/STs), San Diego Chargers (Asst. STs) and Hartnell College (Sec).
- ▶ Honorable mention All-American as a senior cornerback in 1980.



### Brian Sipe

BOX

#### Quarterbacks, 1st Year (San Diego State)

- ▶ Played for legendary SDSU coach Don Coryell and was the Aztecs' leading passer in '70 and '71. In '70, he directed SDSU to a 9-2 record as the Aztecs spent eight weeks ranked among the nation's top 20.
- ▶ As a junior, he was an honorable mention All-American by the AP after throwing for 2,618 yards and 23 TDs.
- ▶ In 1980, he earned league MVP honors and was named first-team all-pro, leading the Browns to an 11-5 record.



### Mark Smith

BOX

#### LBs, 1st Year (Purdue '79, Bowling Green '83)

- ▶ Spent the last six seasons as Brady Hoke's defensive coordinator and linebackers coach at Ball State.
- ▶ Has been a defensive coordinator on the collegiate level for 10 years overall.
- ▶ Before moving to Muncie, Smith was an assistant coach at Indiana State for 15 years, including the last two as defensive coordinator of the Sycamores, where he helped tutor six All-Americans including NFL Draft pick Dan Brandenburg.



### Tony White

BOX

#### Cornerbacks, 1st Year (UCLA '02)

- ▶ He comes to San Diego State after spending 2008 alongside current Aztec defensive coordinator Rocky Long at New Mexico. White was in charge of the Lobos' linebackers.
- ▶ Last season, White coached two honorable mention all-conference linebackers in Zach Arnett and Herbert Felder.
- ▶ Was a three-year starter and four-year letterman at outside linebacker for UCLA from 1997-2000.

## OFFENSIVE DEPTH CHART

						SGP	GSCGP	GS		
<b>WIDE RECEIVER (X)</b>										
4	Dominique Sandifer	6-0	180	Fr.-RS	Gardena, Calif.	9	4	9	4	
19	Jon Toledo	6-3	215	Sr.-2L	Encinitas, Calif.	11	0	27	0	
<b>LEFT TACKLE (LT)</b>										
60	Tommie Draheim	6-4	290	So.-SQ	Lakeside, Calif.	8	6	8	6	
74	Mike Matamua	6-4	290	So.-SQ	Kapolei, Hawaii	10	8	10	8	
<b>LEFT GUARD (LG)</b>										
67	Ikaika Aken-Moleta	6-2	295	Sr.-1L	Kapolei, Hawaii	9	7	25	19	
69	Erik Quinones	6-3	290	Fr.-RS	Canyon Lake, Calif.	5	2	5	2	
<b>CENTER (C)</b>										
50	Trask Iosefa	6-0	290	Jr.-2L	Ewa Beach, Hawaii	11	11	35	35	
77	Damian Shankle	6-2	295	Sr.-SQ	Laguna Niguel, Calif.	2	0	7	0	
<b>RIGHT GUARD (RG)</b>										
68	Nik Embernate	6-4	290	Fr.-HS	Yucaipa, Calif.	7	7	7	7	
53	Emilio Rivera	6-4	295	So.-1L	Sylmar, Calif.	8	0	20	2	
<b>RIGHT TACKLE (RT)</b>										
62	Peter Nelson	6-5	295	Sr.-2L	St. Charles, Ill.	11	11	36	25	
74	Mike Matamua	6-4	290	So.-SQ	Kapolei, Hawaii	10	8	10	8	
<b>TIGHT END (Y)</b>										
7	Alston Umuolo	6-4	245	Jr.-2L	Phoenix, Ariz.	11	10	32	12	
85	D.J. Shields	6-4	240	Fr.-RS	Bonita, Calif.	11	1	11	1	
<b>WIDE RECEIVER (Z)</b>										
1	DeMarco Sampson	6-2	210	Sr.-2L	Chula Vista, Calif.	11	11	34	11	
18	Roberto Wallace	6-4	225	Sr.-2L	Oceanside, Calif.	11	3	31	13	
<b>QUARTERBACK (QB)</b>										
14	Ryan Lindley	6-3	205	So.-1L	Alpine, Calif.	11	11	22	22	
9	Drew Westling	6-2	210	Sr.-1L	Mission Viejo, Calif.	2	0	6	1	
<b>FULLBACK (FB)/TIGHT END (U)</b>										
27	Willie Watters	6-2	225	Sr.-SQ	Englewood, Colo.	7	4	8	4	
85	D.J. Shields	6-4	240	Fr.-RS	Bonita, Calif.	11	1	11	1	
<b>HALFBACK (HB)</b>										
23	Brandon Sullivan	5-10	215	Jr.-2L	Poway, Calif.	9	5	28	12	
31	Walter Kazee	5-9	175	Fr.-HS	San Bernardino, Calif.	10	4	10	4	
30	Davon Brown	5-9	180	Jr.-2L	Torrance, Calif.	11	0	25	0	
<b>LEFT END (LDE)</b>										
90	B.J. Williams	6-3	240	Jr.-2L	Aurora, Colo.	11	11	34	30	
40	Zachary Shapiro	6-2	230	Sr.-1L	Claremont, Calif.	11	0	18	0	
<b>TACKLE (DT)</b>										
99	Ernie Lawson	6-3	270	Jr.-2L	Vallejo, Calif.	11	11	29	16	
94	Jerome Long	6-5	265	So.-1L	Los Osos, Calif.	11	0	22	7	
<b>RIGHT END (RDE)</b>										
47	Jacob Tauanuu	6-1	240	Jr.-RS	San Diego, Calif.	11	9	11	9	
56	Jonathan Soto	6-3	260	Sr.-3L	West Covina, Calif.	10	1	44	21	
<b>LINEBACKER (LB)</b>										
34	Jerry Milling	5-10	215	Sr.-1L	Palmdale, Calif.	11	11	29	13	
16	Bryan Finkel	6-2	220	Sr.-SQ	South Tahoe, Calif.	10	0	13	0	
<b>MIKE LINEBACKER (MLB)</b>										
35	Luke Laolagi	6-1	225	Sr.-3L	Reseda, Calif.	11	11	45	35	
52	Marcus Yarbrough	6-2	235	Jr.-2L	San Diego, Calif.	11	0	32	1	
<b>LINEBACKER (LB)</b>										
9	Miles Burris	6-2	235	So.-1L	Granite Bay, Calif.	11	11	23	11	
22	Andrew Preston	6-1	215	Jr.-2L	Centennial, Colo.	11	0	34	20	
<b>LEFT CORNERBACK (LCB)</b>										
15	Jose Perez	6-1	180	Jr.-1L	Oceanside, Calif.	11	10	21	12	
20	Leon McFadden	5-10	165	Fr.-HS	Bellflower, Calif.	10	6	10	6	
<b>WARRIOR (W)</b>										
24	Kwincy Edwards	5-11	175	Sr.-1L	Palmdale, Calif.	10	6	19	6	
5	Dey Juan Hemmings	5-11	190	Jr.-2L	San Bernardino, Calif.	10	9	34	9	
<b>AZTEC (A)</b>										
42	Nick Sandford	6-2	210	Sr.-3L	Orange, Calif.	11	10	38	17	
11	Martrell Fantroy	6-1	215	Jr.-1L	Las Vegas, Nev.	8	0	20	0	
<b>WARRIOR (W)</b>										
13	Brandon Davis	6-2	185	So.-1L	Oakland, Calif.	10	9	21	9	
32	Vince Camarda	6-2	195	So.-SQ	San Diego, Calif.	10	0	10	0	
<b>RIGHT CORNERBACK (RCB)</b>										
2	Davion Mauldin	5-10	165	Sr.-1L	Compton, Calif.	8	6	17	7	
7	Larry Parker	5-11	175	So.-TR	San Diego, Calif.	11	0	11	0	

## SPECIALISTS

<b>PLACEKICKER (PK)</b>				
88	Lane Yoshida	5-10	190	Sr.-1L
<b>KICKOFFS (KO)</b>				
88	Lane Yoshida	5-10	190	Sr.-1L
<b>PUNTER (P)</b>				
14	Brian Stahovich	6-0	175	So.-1L
<b>KICKOFF RETURN (KOR)</b>				
2	Davion Mauldin	5-10	165	Sr.-1L
30	Davon Brown	5-9	180	Jr.-2L
<b>PUNT RETURN (PR)</b>				
2	Preston King	5-10	175	Fr.-HS
3	Mekell Wesley	5-10	180	Sr.-3L
<b>LONG SNAPPER (LS)</b>				
58	Aaron Brewer	6-5	215	So.-1L
<b>HOLDER (H)</b>				
17	Doug Deakin	6-0	180	Jr.-SQ

## COACHING STAFF

Brady Hoke, head coach	Field
Al Borges, offensive coordinator	Field
Rocky Long, defensive coordinator	Field
Jeff Hecklinski, asst. HC/RBs/RC	Field
Dan Ferrigno, tight ends/special teams	Field
Darrell Funk, offensive line	Field
LeCharles McDaniel, wide receivers	Field
Brian Sipe, quarterbacks	Box
Mark Smith, linebackers	Box
Tony White, cornerbacks	Box
Chase Thurston, defense GA	Field
Brad Wilson, offense GA	Box

## Pronunciation Guide

Ikaika Aken-Moleta	ee-KYE-kuh A-kin MOW-let-uh
J.J. Autele	all-tell-EE
Nat Berhe	nat bur-HEY
Davon Brown	duh-VAUGHN
Vincent Camarda	cuh-MARD-uh
Doug Deakin	DEE-kin
Tony DeMartinis	dee-mar-TEE-niss
Tommie Draheim	DRAY-hime
Martrell Fantroy	MAR-trell fant-ROY
Chris Gordert	GORE-dert
Leo Grassilli	gruh-SILL-ee
Andy/Robert Gregorio	gruh-gore-EE-o
Atiyah Henderson	uh-TEE-uh
Trask Iosefa	ee-o-SEF-uh
Matthew Kawulok	kuh-WALL-uk
Walter Kazee	KAY-zee
Luke Laolagi	Lao (Like now)-long-EE
Mike Matamua	mah-tah-MOO-uh
Davion Mauldin	dave-EE-on
Eron Moses	Aaron
Erik Quinones	KEEN-own-is
Tom Rische	rish-EE
DeMarco Sampson	duh-mark-O
Brian Stahovich	stuh-HOV-itch
Khalid Stevens	kuh-LEAD
Jacob Tauanuu	TAU-ah-new-OOH
Nick Tenhaeff	tin-OFF
Alston Umuolo	ALL-stun OO-MOO-o-low
Mekell Wesley	MUH-kell
Marcus Yarbrough	yar-BRO



## > SDSU SITUATIONAL RECORD

	<u>2003</u>	<u>2004</u>	<u>2005</u>	<u>2006</u>	<u>2007</u>	<u>2008</u>	<u>2009</u>
<b>OVERALL</b>	6-6	4-7	5-7	3-9	4-8	2-10	4-7
SCORING - first to score	6-4	4-2	5-4	3-2	3-3	1-3	1-1
LEADING - after one quarter	5-2	2-0	3-1	1-3	3-1	1-1	1-2
LEADING - at halftime	5-1	3-2	4-1	3-2	3-1	2-2	3-1
LEADING - after three quarters	6-0	4-0	4-1	3-1	2-1	2-1	2-1
<b>OFFENSE</b>							
SCORING - 30 or more points	2-1	2-0	4-1	0-0	3-1	2-1	3-0
SCORING - 24 or more points	4-1	3-1	5-3	0-2	3-2	2-2	3-2
TOTAL OFFENSE - 500-plus yards	1-0	1-0	2-1	0-0	1-1	1-0	1-0
TOTAL OFFENSE - 400-plus yards	1-0	3-2	3-3	0-1	1-2	2-0	2-0
TOTAL OFFENSE - rush and pass for 200-plus yards	1-0	2-0	3-0	0-0	0-0	0-0	0-0
PASSING - 300-plus yards	0-2	0-0	1-1	0-1	1-3	2-2	1-1
PASSING - 200-plus yards	3-4	3-6	3-4	0-3	3-5	2-4	3-6
RUSHING - 200-plus yards	2-0	2-0	3-0	0-1	0-0	0-1	0-0
FIRST DOWNS - 20-plus	3-3	3-4	3-4	0-3	1-3	2-2	2-2
3RD DOWN CONVERSION - 50 percent or better	2-0	0-0	2-2	0-1	1-1	1-1	2-2
TURNOVERS - two or fewer	6-2	2-3	5-2	1-4	3-7	2-6	4-4
FIELD POSITION - 30 or better	5-2	3-3	1-3	1-1	1-3	2-2	3-1
FIELD POSITION - 25 or better	5-4	4-5	5-4	0-5	3-8	2-6	4-4
PLAY CALL - 50 percent or more rushing	6-0	3-0	5-3	2-5	1-1	0-1	2-1
<b>DEFENSE</b>							
SCORING - allow 24 points or less	6-3	3-4	5-2	3-2	3-2	2-1	3-0
SCORING - allow 17 points or less	6-2	2-0	2-1	3-2	1-0	1-0	1-0
TOTAL OFFENSE - opponent has 300 yards or less	6-1	1-3	1-1	2-2	1-0	0-0	2-1
PASSING - opponent has 150 yards or less	5-2	1-2	1-2	1-4	0-1	0-2	1-1
RUSHING - opponent has 100 yards or less	2-1	3-2	2-0	1-1	2-0	1-0	1-0
FIRST DOWNS - opponent has 15 or less	3-3	0-2	2-1	0-4	0-0	0-0	1-1
3RD DOWN CONVERSION - opponent 33 percent or less	3-4	2-2	3-1	0-2	2-2	0-2	2-0
TURNOVERS - opponent has three or more	2-2	3-1	3-2	0-1	1-1	2-1	2-1
FIELD POSITION - opponent 25 or less	2-1	1-0	1-0	0-0	1-2	0-2	1-0
FIELD POSITION - opponent 20 or less	0-0	0-0	0-0	0-0	0-0	0-0	0-0
DEFENSIVE SCORE - defense scores points	2-1	1-2	2-1	0-0	1-1	1-1	2-0
<b>COMPARISON</b>							
RUSHING YARDS - SDSU has more	5-1	3-1	4-0	1-3	2-1	1-2	2-0
RETURN YARDS - SDSU has more	1-1	1-4	0-2	0-1	2-3	1-7	0-2
TURNOVER - SDSU commits fewer	4-1	3-1	4-1	1-1	3-1	2-1	3-0
TIME OF POSSESSION - advantage	3-3	3-1	3-1	0-4	1-2	1-0	2-0
FIRST DOWNS and POSSESSION TIME - SDSU advantage	3-2	2-1	2-1	0-2	1-0	1-0	2-0
AVERAGE FIELD POSITION - SDSU advantage	4-0	3-1	2-2	1-0	1-4	1-3	3-0
AVG. FIELD POSITION and TURNOVERS - SDSU advantage	4-0	2-1	1-0	0-0	1-1	1-0	2-0
SPECIAL TEAMS SCORE - SDSU scores off special teams	0-0	0-0	0-1	1-1	1-0	0-1	0-0
<b>INDIVIDUAL</b>							
RUSHER - 100-yard	5-1	3-2	3-1	1-1	0-0	1-1	2-1
PASSER - 300-yard	0-1	0-0	0-1	0-0	1-2	2-2	1-0
RECEIVER - 100-yard	1-1	1-3	3-1	0-1	2-3	2-0	2-4
RUSHER 100-yard and PASSER 300-yard	0-0	0-0	1-1	0-0	0-1	1-0	0-0

## > THE LAST TIME SDSU...

### Team

#### RUSHING

Had 400 or more yards	.430, vs. Pacific, W - 55-34, Nov. 14, 1991
Had 300 or more yards	.356, vs. Eastern Illinois, W - 40-7, Oct. 6, 2001
Had 70 or more attempts	.71, vs. Texas-El Paso, W - 42-20, Nov. 17, 1979
Had 60 or more attempts	.67, at Texas-El Paso, W - 28-7, Nov. 15, 1980
Had 50 or more attempts	.55, vs. Brigham Young, W - 31-10, Oct. 1, 2005
Had seven or more rushing TDs	.7, vs. Pacific, W - 55-34, Sept. 14, 1991
Had six or more rushing TDs	.6, at Hawai'i, W - 47-21, Oct. 5, 1991
Had five or more rushing TDs	.5, at New Mexico, W - 48-42, Oct. 19, 1996
Had four or more rushing TDs	.4, vs. Brigham Young, W - 31-10, Oct. 1, 2005

#### PASSING

Had 500 or more yards	.507, at Hawai'i, L - 40-41, Dec. 7, 2002
Had 400 or more yards	.459, at Colorado State, W - 42-28, Oct. 24, 2009
Had 300 or more yards	.459, at Colorado State, W - 42-28, Oct. 24, 2009
Had 50 or more pass attempts	.50, vs. UNLV, W - 42-21, Nov. 22, 2008
Had 40 or more pass attempts	.43, at Colorado State, W - 42-28, Oct. 24, 2009
Had 30 or more pass attempts	.37, at Utah, L - 7-38, Nov. 21, 2009
Had 30 or more completions	.35, vs. UNLV, W - 42-21, Nov. 22, 2008
Had 25 or more completions	.29, at Colorado State, W - 42-28, Oct. 24, 2009
Had 20 or more completions	.22, vs. New Mexico, W - 23-20, Oct. 31, 2009
Had six touchdowns passing	.6, at Colorado State, W - 42-28, Oct. 24, 2009
Had five touchdowns passing	.6, at Colorado State, W - 42-28, Oct. 24, 2009
Had four touchdowns passing	.6, at Colorado State, W - 42-28, Oct. 24, 2009
Had three touchdowns passing	.3, vs. New Mexico, W - 23-20, Oct. 31, 2009

#### TOTAL OFFENSE

Had 600 or more yards of total offense	.603, vs. Idaho, W - 45-17, Sept. 27, 2008
Had 500 or more yards of total offense	.531, at Colorado State, W - 42-28, Oct. 24, 2009
Had 400 or more yards of total offense	.531, at Colorado State, W - 42-28, Oct. 24, 2009
Had 85 or more offensive plays	.88, at Hawai'i, L - 38-49, Dec. 3, 2005
Had 75 or more offensive plays	.75, at Colorado State, W - 42-28, Oct. 24, 2009

#### SCORING

Scored 60 or more points	.66, vs. Utah, W - 66-14, Nov. 3, 1990
Scored 50 or more points	.52, vs. Portland State, W - 52-17, Sept. 22, 2007
Scored 40 or more points	.42, at Colorado State, W - 42-28, Oct. 24, 2009
Scored 30 or more points	.42, at Colorado State, W - 42-28, Oct. 24, 2009

#### VARIOUS

Was not penalized	.0, at San Jose State, T - 27-27, Nov. 3, 1973
Did not commit a turnover	.0, at Colorado State, W - 42-28, Oct. 24, 2009
Had 30 or more first downs	.31, at Hawai'i, L - 38-49, Dec. 3, 2005
Had 25 or more first downs	.25, at Colorado State, W - 42-28, Oct. 24, 2009
Had 20 or more first downs	.21, vs. Wyoming, L - 27-30, Nov. 14, 2009
Had 35 minutes of possession time	.35:18, at Colorado State, W - 42-28, Oct. 24, 2009

#### DEFENSE

Held opponent to 50 or fewer rushing yards	.33, vs. UNLV, W - 42-21, Nov. 22, 2008
Held opponent to 100 or fewer passing yards	.51, at Air Force, L - 14-26, Sept. 26, 2009
Held opponent to 300 or fewer total yards	.234, vs. New Mexico State, W - 34-17, Oct. 3, 2009
Held opponent to 200 or fewer total yards	.196, vs. Colorado State, L - 17-21, Oct. 16, 2004
Recorded six or more takeaways	.6, at Texas-El Paso, W - 34-0, Sept. 13, 2003
Recorded five or more takeaways	.6, at Texas-El Paso, W - 34-0, Sept. 13, 2003
Intercepted five or more passes	.6, vs. Wyoming, W - 38-16, Nov. 17, 2001
Intercepted four or more passes	.4, vs. UTEP, L, 27-34, Aug. 31, 2006
Intercepted three or more passes	.3, vs. Southern Utah, W - 35-19, Sept. 12, 2009
Recovered four fumbles	.4, at UCLA, L - 10-20, Sept. 27, 2003
Recovered three fumbles	.3, at Hawai'i, L - 38-49, Dec. 3, 2005
Scored a safety	.0, vs. New Mexico, W - 23-20, Oct. 31, 2009 (special teams)
Scored a touchdown	.0, vs. New Mexico State, W - 34-17, Oct. 3, 2009
Recorded 10 tackles for loss	.12.0, at UCLA, L - 14-33, Sept. 5, 2009
Recorded five sacks	.6, vs. Colorado State, L - 17-21, Oct. 16, 2004

## > THE LAST TIME SDSU... (CONT.)

### Individual

#### RUSHING

Had 300 or more yards	.300, by Marshall Faulk vs. Hawai'i, W - 52-28, Nov. 14, 1992
Had 200 or more yards	.218, by Lynell Hamilton vs. Wyoming, W - 25-20, Oct. 25, 2003
Had 175 or more yards	.177, by Atiyah Henderson vs. Colorado State, L - 34-38, Oct. 25, 2008
Had 150 or more yards	.177, by Atiyah Henderson vs. Colorado State, L - 34-38, Oct. 25, 2008
Had 125 or more yards	.177, by Atiyah Henderson vs. Colorado State, L - 34-38, Oct. 25, 2008
Had 100 or more yards	.105, by Brandon Sullivan vs. Wyoming, L - 27-30, Nov. 14, 2009
Carried 40 or more times	.40, by Lynell Hamilton vs. Wyoming, W - 25-20, Oct. 25, 2003
Carried 35 or more times	.40, by Lynell Hamilton vs. Wyoming, W - 25-20, Oct. 25, 2003
Carried 30 or more times	.30, by Lynell Hamilton vs. Brigham Young, W - 31-10, Oct. 1, 2005
Carried 25 or more times	.25, by Atiyah Henderson vs. Colorado State, L - 34-38, Oct. 25, 2008
Rushed for four or more touchdowns	.4, by Larry Ned vs. Wyoming, W - 38-16, Nov. 17, 2001
Rushed for three or more touchdowns	.3, by Kevin O'Connell at Colorado State, W - 24-20, Oct. 6, 2007
Rushed for two or more touchdowns	.2, Brandon Sullivan vs. Wyoming, L - 27-30, Nov. 14, 2009
Had a run of 80 yards or more	.92, by Chris Hardy vs. Texas-El Paso, W 34-6, Nov. 16, 1985
Had a run of 70 yards or more	.72, by Atiyah Henderson vs. Colorado State, L - 34-38, Oct. 25, 2008
Had a run of 60 yards or more	.72, by Atiyah Henderson vs. Colorado State, L - 34-38, Oct. 25, 2008
Had a run of 50 yards or more	.72, by Atiyah Henderson vs. Colorado State, L - 34-38, Oct. 25, 2008

#### PASSING

Had 500 or more yards	.506, Adam Hall at Idaho, L, 38-48, Sept. 21, 2002
Had 400 or more yards	.459, Ryan Lindley at Colorado State, W - 42-28, Oct. 24, 2009
Had 300 or more yards	.459, Ryan Lindley at Colorado State, W - 42-28, Oct. 24, 2009
Attempted 50 or more passes	.50, Ryan Lindley vs. UNLV, W - 42-21, Nov. 22, 2008
Attempted 40 or more passes	.43, Ryan Lindley at Colorado State, W - 42-28, Oct. 24, 2009
Attempted 30 or more passes	.37, Ryan Lindley at Utah, L - 7-38, Nov. 21, 2009
Completed 40 or more passes	.40, Todd Santos vs. Stanford, L 40-44, Oct. 17, 1987
Completed 35 or more passes	.35, Ryan Lindley vs. UNLV, W - 42-21, Nov. 22, 2008
Completed 30 or more passes	.35, Ryan Lindley vs. UNLV, W - 42-21, Nov. 22, 2008
Threw six touchdown passes	.6, Ryan Lindley at Colorado State, W - 42-28, Oct. 24, 2009
Threw five touchdown passes	.6, Ryan Lindley at Colorado State, W - 42-28, Oct. 24, 2009
Threw four touchdown passes	.6, Ryan Lindley at Colorado State, W - 42-28, Oct. 24, 2009
Threw three touchdown passes	.3, Ryan Lindley vs. New Mexico, W - 23-20, Oct. 31, 2009
Completed a pass of 80 yards or more	.97, Chaz Schilens from Kevin O'Connell vs. TCU, L - 33-45, Nov. 24, 2007
Completed a pass of 70 yards or more	.78, Vincent Brown from Ryan Lindley at UCLA, L - 14-33, Sept. 5, 2009
Completed a pass of 60 yards or more	.60, Alston Umuolo from Ryan Lindley at Colorado State, W - 42-28, Oct. 24, 2009
Completed a pass of 50 yards or more	.60, Alston Umuolo from Ryan Lindley at Colorado State, W - 42-28, Oct. 24, 2009

#### RECEIVING

Caught 15 or more passes	.15, DeMarco Sampson at Colorado State, W - 42-28, Oct. 24, 2009
Caught 10 or more passes	.15, DeMarco Sampson at Colorado State, W - 42-28, Oct. 24, 2009
Had 200 or more yards receiving	.257, DeMarco Sampson at Colorado State, W - 42-28, Oct. 24, 2009
Had 175 or more yards receiving	.257, DeMarco Sampson at Colorado State, W - 42-28, Oct. 24, 2009
Had 150 or more yards receiving	.257, DeMarco Sampson at Colorado State, W - 42-28, Oct. 24, 2009
Had 100 or more yards receiving	.257, DeMarco Sampson at Colorado State, W - 42-28, Oct. 24, 2009
Had two 100-yard receivers	.183, Vincent Brown and 109, Mekell Wesley vs. Idaho, W - 45-17, Sept. 27, 2008
Caught three or more TDs	.3, DeMarco Sampson at Colorado State, W - 42-28, Oct. 24, 2009; Vincent Brown vs. Idaho, W - 45-17, Sept. 27, 2008
Caught two or more TDs	.2, DeMarco Sampson vs. New Mexico, W - 23-20, Oct. 31, 2009

#### TOTAL OFFENSE

Had 500 or more yards total offense	.506, Adam Hall, at Idaho, Sept. 21, 2002
Had 400 or more yards total offense	.450, Ryan Lindley at Colorado State, W - 42-28, Oct. 24, 2009
Had 100 yards both passing and rushing	.229 (passing), 101 (rushing), Kevin O'Connell at Brigham Young, L, 16-49, Nov. 6, 2004

#### SCORING

Accounted for four or more TDs	.6, Ryan Lindley at Colorado State, W - 42-28, Oct. 24, 2009
Accounted for three or more TDs	.6, Ryan Lindley at Colorado State, W - 42-28, Oct. 24, 2009

#### DEFENSE

Intercepted two or more passes	.2, Donny Baker vs. UTEP, L - 27-34, Aug. 31, 2006
Recovered three or more fumbles	.Never
Recovered two or more fumbles	.2, Kirk Morrison at New Mexico, Nov. 9, 2002
Returned a fumble for a touchdown	.1, Dey Juan Hemmings vs. New Mexico State, W - 34-17, Oct. 3, 2009
Recorded 15 or more tackles	.21, Corey Boudreaux and 18, Andrew Preston, vs. Air Force, L- 10-35, Oct. 11, 2008

> THE LAST TIME SDSU...

SPECIAL TEAMS

Scored 15 or more points kicking .....	.16, Tommy Kirovski at Hawaii, L - 40-41, Dec. 7, 2002
Scored 10 or more points kicking .....	.10, Lane Yoshida vs. Colorado State, L - 34-38, Oct. 25, 2008
Kicked five or more field goals .....	Never
Kicked four or more field goals .....	.4, J.C. Mejia vs. Wyoming, W - 25-20, Oct. 25, 2003
Kicked two field goals of 50 or more yards .....	.51 and 50, Chris O'Brien vs. New Mexico, Nov. 17, 1984
Kicked one field goal of more than 50 yards .....	.51, J.C. Mejia at Colorado St., L - 6-21, Nov. 15, 2003
Kicked a 50-yard field goal .....	.50, Garrett Palmer at Arizona State, L - 13-34, Sept. 15, 2007
Kicked a punt 70 or more yards .....	.75, Michael Hughes vs. Wyoming, W - 27-24, Nov. 3, 2007
Kicked a punt 60 or more yards .....	.67, Brian Stahovich at Utah, L - 7-38, Nov. 21, 2009
Punted nine or more times .....	.10, Brian Stahovich at TCU, L - 7-41, Oct. 4, 2008
Totaled 100 or more kick return yards .....	.184, Davion Mauldin vs. TCU, L - 55-12, Nov. 7, 2009
Totaled 100 or more punt return yards .....	.107, Kyle Conerly vs. UNLV, W, 31-21, Oct. 26, 2002

# GAME 1

Sept. 5 • The Rose Bowl (55,761)

## at UCLA

PASADENA, Calif. – The San Diego State football team scored on its first two possessions, but was unable to find the end zone the rest of the way, as the Aztecs dropped a 33-14 decision to host UCLA at the Rose Bowl in Brady Hoke's first game as head coach.

SDSU got on the board quickly, putting together an impressive 14-play, 69-yard drive that ended with a four-yard touchdown pass from Ryan Lindley to full back/tight end Matthew Kawulok to put the visitors ahead 7-0.

After UCLA responded with a 49-yard Kai Forbath field goal, the Aztecs once again found the end zone as Lindley unloaded a career-long 78-yard touchdown strike to Vincent Brown on a third-down play from his own 22-yard line.

San Diego State did not have much time to celebrate, as Bruin Terrence Austin returned the ensuing kickoff 47 yards to the Aztec 12-yard line. UCLA scored on the very next play to cut its deficit to 14-10.

Following a punt by both sides, the Aztecs tried a flea-flicker on their first offensive play of the second quarter, but Lindley's throw was intercepted by Rahim Moore at the UCLA 43-yard line and returned all the way to the SDSU 35.

The Aztecs defense held strong, however, as defensive end B.J. Williams recovered a Kevin Prince fumble at the SDSU 11-yard line.

The Bruins would once again take advantage of good field position, finally taking the lead at 16-14 on a 29-yard touchdown run by Derrick Coleman with 5:33 remaining until halftime. UCLA tacked on another TD before heading into the locker room up, 23-14.

After the break, the Aztec offense struggled to find its rhythm, as the team was forced to punt on its first three drives of the second half.

Now trailing 26-14 following another UCLA field goal, SDSU looked to be in good shape for a breakthrough, as senior linebacker Luke Laolagi intercepted a Prince pass and returned it to the Bruin 23-yard line.

After a five-yard gain on first down and two consecutive incomplete passes, Hoke sent on the Aztec field-goal unit for a 35-yard try, but the kick was blocked and UCLA Alterraun Verner scooped up the loose ball and rumbled 70 yards for the touchdown and the 33-14 advantage.

Neither team was stellar in the final quarter, combining for three interceptions, as UCLA won its 21st game in the two schools' 22 all-time meetings.

Aztec wideout Vincent Brown caught five passes for 139 yards and a touchdown to become the 24th player in school history to reach the 1,000-yard mark in career receiving yards. Lindley completed 18 of his 45 pass attempts for 238 yards and two TDs, but also threw three interceptions, including on each of the team's final possessions of the game.

Defensively, the Aztecs broke in their new 3-3-5 scheme by holding the Bruins to 359 yards of total offense with five UCLA drives starting in SDSU territory.

Prince completed 18 of his 29 passes for 176 yards and a TD, while wideout Taylor Embree had six catches for 97 yards to lead the Bruins.

	1	2	3	4	Total
San Diego State	14	0	0	0	- 14
UCLA	10	13	10	0	- 33

SD – Kawulok 4-yd pass from Lindley (Yoshida kick) – 14 plays, 69 yards, 5:27 (9:28, 1st)

UCLA – Forbath 49-yd FG – 9 plays, 49 yards, 4:45 (4:43, 1st)

SD – Brown 78-yd pass from Lindley (Yoshida kick) – 3 plays, 78 yards, 1:39 (3:00, 1st)

UCLA – Franklin 12-yd run (Forbath kick) – 1 plays, 12 yards, 0:05 (2:44, 1st)

UCLA – Coleman 29-yd run (Forbath kick) – 2 plays, 41 yards, 0:37 (5:33, 2nd)

UCLA – Austin 6-yd pass from Prince (Forbath kick) – 6 plays, 80 yards, 3:22 (1:42, 2nd)

UCLA – Forbath 50-yd FG – 5 plays, 8 yards, 2:02 (4:27, 3rd)

UCLA – Verner 70-yd blocked FG return (Forbath kick) (0:37, 3rd)

### INDIVIDUAL STATS

**Rushing (Atts.-Yards-TDs):** SDSU: Sullivan 9-25; W. Kazee 2-13; Miller 7-1. UCLA: Coleman 4-69-1; Knox 8-45; Franklin 12-43-1; Thigpen 6-4; Prince 7-(-15).

**Passing (Att.-Comp.-Int., Yards,**

**TDs):** SDSU: Lindley 45-18-3, 238, 2.

UCLA: Prince 29-18-2, 176, 1;

Brehaut 2-2-0, 39, 0.

**Receiving (No.-Yards-TDs):** SDSU:

Brown 5-139-1; Sampson 4-39;

Wallace 3-29; Umuolo 2-14; Kazee

2-9; Kawulok 1-4-1; Sullivan 1-4.

UCLA: Embree 6-97; Austin 6-37-1;

Rosario 2-40; Moya 2-13; Moline 1-

13; Theriot 1-9; Paulsen 1-5; Harkey

1-1.

TEAM STATS	SDSU	UCLA
First Downs	11	19
Rushes-Yards	18-39	38-144
Passing Yards	238	215
C-A-I	18-45-3	20-31-2
Total Offense	277	359
Fumbles-Lost	0-0	3-1
Penalties-Yards	6-39	5-38
Possession Time	24:01	35:59
Turnovers	3	3
Average Field Pos.	SDSU 29	UCLA 38

# GAME 2

Sept. 12 • Qualcomm Stadium (42,137)

## vs. Southern Utah

SAN DIEGO – After a wild first quarter that included a safety, a defensive extra point and four turnovers, the Aztec football team emerged with a 35-19 victory over visiting Southern Utah in front of over 42,000 fans at Qualcomm Stadium. The win was the first of the Brady Hoke era and evened San Diego State's record at 1-1.

Statistically, the Aztecs held a 436-279 advantage in total offensive yards, while also owning a six-minute edge in time of possession. SDSU's defense forced three turnovers and a safety, logged four sacks and got the Thunderbirds to turn the ball over on downs after four straight plays from inside the three-yard line.

After the opening kick off, the Aztecs got the ball back on Southern Utah's first play from scrimmage, as Nick Sandford recorded his first career interception. Four plays later, SDSU had first and goal from the four-yard line, but freshman running back Walter Kazee fumbled and the Thunderbirds recovered it.

Despite the turnover, the Aztecs managed to score two points anyway on the very next play, as SUU quarterback Cade Cooper stumbled in the end zone for a safety. SDSU added seven more points on a 12-yard pass from Ryan Lindley to Roberto Wallace, but the Thunderbirds answered after another Kazee fumble to get to within five at 9-6. The lead would have been just two, however, Aztec freshman Leon McFadden blocked Southern Utah's extra-point try and, after a lateral from teammate Jose Perez, returned it 57 yards for a five-point lead.

After a wild first 15 minutes, San Diego State settled down by outscoring Southern Utah 14-3 in the second quarter on a one-yard Lindley TD run on fourth and goal and a 22-yard strike from Lindley to Vincent Brown on the team's next drive.

The Aztec football team used that momentum coming out of the locker room by scoring on its first two possessions of the third quarter. Lane Yoshida kicked his first field goal of the year from 31 yards out and true freshman running back Anthony Miller scored his first collegiate TD on a nine-yard run to give the hosts an insurmountable, 35-9 lead.

Southern Utah would match SDSU's 10-point outburst with its own 10-point fourth quarter, but could get no closer, as the Aztecs' won the two schools' first-ever meeting, 35-19.

San Diego State's Vincent Brown ended up with six catches for 142 yards for his third consecutive 100-yard receiving game, while junior Brandon Sullivan logged his first career 100-yard rushing effort with 24 carries for 11 yards.

Defensively, junior Andrew Preston led the Aztecs in tackles with seven, and junior Jacob Tauanuu, making his first career start at defensive end, had two sacks and forced a fumble. Linebacker Luke Laolagi posted an interception for the third straight game in the fourth quarter to give the team five picks already in 2009.

	1	2	3	4	Total
Southern Utah	6	3	0	10	- 19
San Diego St.	11	14	10	0	- 35

SD – Team safety (12:31, 1st)

SD – Wallace 12-yd pass from Lindley (Yoshida kick) – 6 plays, 53 yards, 2:35 (9:56, 1st)

SUU – Sitake 14-yd pass from Cooper (kick blocked) – 1 plays, 14 yards, 0:05 (5:53, 1st)

SD – McFadden PAT Return (5:53, 1st)

SD – Lindley 1-yd run (Yoshida kick) – 12 plays, 77 yards, 6:33 (14:20, 2nd)

SUU – Griffith 28-yd FG – 10 plays, 65 yards, 5:47 (8:33, 2nd)

SD – V. Brown 22-yd pass from Lindley (Yoshida kick) – 7 plays, 71 yards, 3:35 (4:58, 2nd)

SD – Yoshida 31-yd FG – 10 plays, 67 yards, 4:09 (10:51, 3rd)

SD – Miller 9-yd run (Yoshida kick) – 10 plays, 77 yards, 5:11 (2:44, 3rd)

SUU – Griffith 49-yd FG – 11 plays, 41 yards, 4:19 (13:25, 4th)

SUU – Minefee 11-yd run (Griffith kick) – 7 plays, 80 yards, 3:28 (7:40, 4th)

### INDIVIDUAL STATS

**Rushing (Atts.-Yards-TDs):** SUU: Minefee 12-111-1; Silvia 4-8; Gray 1-2; Alexander 2-1; Cooper 9-(-3); Olsen 1-(-5). SDSU: Sullivan 24-111; Miller 7-18-1; W. Kazee 3-15; Wesley 1-3; Lindley 2-2-1.

**Passing (Att.-Comp.-Int., Yards,**

**TDs):** SUU: Cooper 29-15-3, 165, 1;

Olsen 0-0-0, 0, 0. SDSU: Lindley 30-

20-0, 287, 2.

**Receiving (No.-Yards-TDs):** SUU:

Sitake 7-74-1; Jessop 3-55; Ursua 3-

18; Alexander 1-11; Aiono 1-7.

SDSU: Brown 6-142-1; Sampson 5-

64; Wallace 3-42-1; Sullivan 3-19;

Umuolo 1-14; Kazee 1-7; Miller 1-(-

1).

TEAM STATS	SUU	SDSU
First Downs	19	22
Rushes-Yards	29-114	37-149
Passing Yards	165	287
C-A-I	15-29-3	20-30-0
Total Offense	279	436
Fumbles-Lost	1-0	2-2
Penalties-Yards	6-43	8-80
Possession Time	27:00	33:00
Turnovers	3	2
Average Field Pos.	SUU 30	SDSU 33

# GAME 3 at Idaho

Sept. 19 • Kibbie Dome (10,324)

**MOSCOW, Idaho** – A pair of turnovers and some costly penalties proved to be the difference, as the San Diego State football team was unable to claim its second victory of the season, falling to host Idaho, 34-20, in front of just over 10,000 fans at the Kibbie Dome.

The Aztecs were forced to play from behind the entire afternoon, as the Vandals got on the board quickly just over three minutes into the first quarter when JoJo Dickson intercepted Ryan Lindley's pass and returned it 74 yards for a touchdown and a 7-0 Idaho lead.

The host doubled its advantage on its next possession, extending its drive via an SDSU personal foul penalty on a third-down-and-22 at midfield. Six plays later, Vandal running back Deonte Jackson found the end zone on a four-yard rush for the 14-0 lead.

The Aztec offense would finally respond with an impressive drive of its own, going 50 yards on 10 plays to set up the first of Lane Yoshida's two field goals on the day, starting with a 47-yard effort a few minutes into the second quarter.

After Idaho was forced to punt, SDSU gave the ball right back when running back Brandon Sullivan fumbled on the handoff exchange from reserve quarterback Drew Westling. The Vandals recovered at the Aztec 19-yard line and restored their 14-point lead on a 29-yard field goal by Trey Farquhar.

Westling, who came in for an injured Lindley, looked to gain some momentum back for the visitors before the half. He completed three of his first four pass attempts to move the Aztecs down to the Idaho four-yard line. After recovering running back Davon Brown's fumble on first and goal, Westling avoided the rush on third down and found Roberto Wallace in the middle of the end zone for an 8-yard score, the first touchdown pass of his career.

With just under two minutes remaining in the half, Idaho made quick work and drove 52 yards to set up a 40-field goal as time expired for the 20-10 lead.

Lindley returned in the second half, getting San Diego State to within seven points on two occasions at 20-13 and again at 27-20 with just under five minutes left in the game. Each time the Aztecs got closer, however, the Vandals responded right back, outscoring SDSU 14-7 in the fourth quarter to secure the 34-20 victory.

On the bright side, Vincent Brown notched his fourth-straight 100-yard receiving game and his third of 2009, with his career-best 13 catches for 143 yards.

Aztec senior linebacker Jerry Milling had a team-high eight tackles, including three for a loss, while junior defensive back Martrell Fantroy added six stops. The defense, however, was able to force a turnover after netting six in the opening two outings.

Idaho was led by running back Jackson, who had 93 yards rushing and two touchdowns on just 11 carries. Quarterback Nathan Enderle also threw for 232 yards.

	1	2	3	4	Total
San Diego State	0	10	3	7	- 20
Idaho	14	6	0	14	- 34

**ID** – Dickson 74-yd interception return (Farquhar kick) – (11:42, 1st)  
**ID** – Jackson 4-yd run (Farquhar kick) – 14 plays, 80 yards, 6:37 (1:44, 1st)  
**SD** – Yoshida 47-yd FG – 10 plays, 50 yards, 4:18 (12:26, 2nd)  
**ID** – Farquhar 29-yd FG – 4 plays, 7 yards, 2:28 (6:35, 2nd)  
**SD** – Wallace 8-yd pass from Westling (Yoshida kick) – 10 plays, 68 yards, 4:40 (1:50, 1st)  
**ID** – Farquhar 40-yd FG – 12 plays, 52 yards, 1:42 (0:00, 2nd)  
**SD** – Yoshida 46-yd FG – 13 plays, 50 yards, 5:23 (9:32, 3rd)  
**ID** – Woolridge 7-yd run (Farquhar kick) – 10 plays, 88 yards, 4:58 (6:39, 4th)  
**SD** – V. Brown 36-yd pass from Lindley (Yoshida kick) – 7 plays, 67 yards, 1:34 (4:58, 4th)  
**ID** – Woolridge 53-yd run (Farquhar kick) – 5 plays, 71 yards, 2:21 (2:31, 4th)

**INDIVIDUAL STATS**

**Rushing (Atts.-Yards-TDs):** SDSU: Sullivan 10-31; D. Brown 8-22, Kazee 4-12, Lindley 1(-10). IDAHO: Woolridge 11-93-2, Jackson 10-24-1, McCarty 9-20, Enderle 8-15, Team 3(-5).

**Passing (Att.-Comp.-Int., Yards, TDs):** SDSU: Lindley 35-21-1, 200, 1; Westling 6-4-0, 41, 1. IDAHO: Enderle 30-17-0, 232, 0.

**Receiving (No.-Yards-TDs):** SDSU: V. Brown 13-143-1; Sampson 4-36, Wallace 3-34-1, Umuolo 2-14, Sullivan 1-9, D. Brown 1-3, Kawulok 1-2. IDAHO: Komar 5-78, Hardy 4-76, Davis 3-37, Greenwood 3-21, Bjorvik 1-14, Jackson 1-6.

TEAM STATS	SDSU	Idaho
First Downs	20	21
Rushes-Yards	23-55	41-147
Passing Yards	241	232
C-A-I	25-41-1	17-30-0
Total Offense	296	379
Fumbles-Lost	2-1	0-0
Penalties-Yards	9-85	8-54
Possession Time	27:50	32:10
Turnovers	2	0
Average Field Pos.	SDSU 27	ID 36

# GAME 4 at Air Force

Sept. 26 • Falcon Stadium (35,929)

**USAF ACADEMY, Colo.** – Six turnovers, including two returned for Falcon touchdowns, spoiled an outstanding effort by the Aztec defense, as visiting San Diego State fell 26-14 to the Air Force Academy at Falcon Stadium. With the loss, the Aztecs dropped their 2009 Mountain West Conference opener and moved to 1-3 on the year after the 28th all-time meeting between the two foes.

For the second straight week a turnover led to an early SDSU deficit as quarterback Ryan Lindley, trying to pick up yardage on a third and one, fumbled the ball, which was recovered and returned 47 yards by Falcon Reggie Rembert for a quick touchdown and a 7-0 advantage.

Air Force added to its lead on the first of four fields goals by place-kicker Erik Soderberg, this one from 21 yards away to go up 10-0. SDSU gave the ball right back two plays later when Lindley's pass was intercepted by Falcon Chris Thomas, resulting in Soderberg's second field goal.

San Diego State finally got on the board, but not by its own doing, as Air Force snapped the ball over the head of its punter and through the back of the end zone to provide the visitors with their first two points of the afternoon.

AFA increased its advantage to 16-2 heading into the locker room as they drove 66 yards on 10 plays, capped by a 20-yard field goal with one second left.

The SDSU offense looked to get back on track in the third quarter, but went three and out on its first two possessions, fumbled on its third drive and had an interception returned for a 47-yard touchdown on its fourth opportunity.

SDSU managed to keep its streak of consecutive games with a touchdown alive at 30 straight outings on its final two drives of the afternoon. Lindley completed seven straight passes to cover 69 yards in just 1:48, with the final one going to Vincent Brown on a three-yard touchdown with 3:26 left in the fourth quarter.

Lindley and Brown would connect again on the final play of the game, as Lindley heaved a 30-yard pass into a crowd in the end zone as time expired. The ball was batted around and Brown emerged with the catch for his second TD, but it was too late as the Falcons came away with the 26-14 victory.

The Aztec defense stymied the powerful Falcon offensive attack, which entered the afternoon averaging over 444 yards of total offense in 2009. SDSU held Air Force to just 294 yards, including only 51 through the air, and 12 first downs. Only three of the home team's 26 points did not come following Aztec turnovers and SDSU did not surrender an offensive touchdown for just the 33rd time in the school's entire Division I era.

Senior Jerry Milling led the SDSU defense with a career-best 12 tackles, while fellow linebacker Miles Burris also recorded his career-best with nine stops.

Vincent Brown managed to record his fifth consecutive 100-yard receiving game with the help of his 30-yard TD grab on the afternoon's final play, posting 10 receptions for 123 yards.

	1	2	3	4	Total
San Diego State	0	2	0	12	- 14
Idaho	10	6	10	0	- 26

**AFA** – Rembert 47-yd fumble return (Soderberg kick) – (9:54, 1st)  
**AFA** – Soderberg 21-yd FG – 11 plays, 76 yards, 4:19 (2:01, 1st)  
**AFA** – Soderberg 48-yd FG – 7 plays, 9 yards, 2:59 (13:18, 2nd)  
**SD** – Team Safety – (8:55, 2nd)  
**AFA** – Soderberg 20-yd FG – 10 plays, 66 yards, 2:46 (0:00, 2nd)  
**AFA** – Soderberg 41-yd FG – 5 plays, 22 yards, 2:10 (5:01, 3rd)  
**AFA** – Wright 47-yd interception return (Soderberg kick) – (3:35, 3rd)  
**SD** – V. Brown 3-yd pass from Lindley (Yoshida kick blocked) – 7 plays, 69 yards, 1:48 (3:26, 4th)  
**SD** – V. Brown 30-yd pass from Lindley – 7 plays, 67 yards, 1:16 (0:00, 4th)

**INDIVIDUAL STATS**

**Rushing (Atts.-Yards-TDs):** SDSU: Miller 15-59; King 4-9, D. Brown 2(-1), Lindley 4(-28). AFA: Stephens 11-74, Tew 23-68, Dietz 9-64, Warzeka 3-34, Clark 5-20, Walker 3-11, Southworth 2-5, Jones 1(-1), Team 1(-29).

**Passing (Att.-Comp.-Int., Yards, TDs):** SDSU: Lindley 41-25-4, 284, 2. AFA: Dietz 6-3-0, 51, 0; Cousins 1-0-0, 0, 0.

**Receiving (No.-Yards-TDs):** SDSU: V. Brown 10-123-2, Wallace 3-29, Wesley 3-22, Umuolo 3-20, Kawulok 2-49, Sampson 2-32, Sandifer 1-6, D.J. Shields 1-3. AFA: Warzeka 2-44, Quintana 1-7.

TEAM STATS	SDSU	AFA
First Downs	16	12
Rushes-Yards	25-39	58-243
Passing Yards	284	51
C-A-I	25-41-4	3-7-0
Total Offense	323	294
Fumbles-Lost	3-2	0-0
Penalties-Yards	1-5	9-75
Possession Time	26:37	33:23
Turnovers	6	0
Average Field Pos.	SDSU 23	AFA 35

# GAME 5 *Oct 3 • Qualcomm Stadium (21,184)* vs. New Mexico State

**SAN DIEGO** – The Aztec defense stole the show in the team’s final non-conference game of 2009, as San Diego State used a 17-point fourth quarter to outdistance visiting New Mexico State, 34-17, at Qualcomm Stadium in the first meeting between the two sides since 1975.

The SDSU defense held the New Mexico offense to only 234 yards, including just 88 on the ground, and forced four turnovers on the night. The effort made up for a lackluster performance by the Aztec offense, which compiled only 252 yards of total offense and 13 first downs.

Neither side was able to get on the board in the first 15 minutes of the game, as the schools had one drive each stopped by a turnover and combined for four punts and a missed field goal.

The Aggies were first to get things going, putting together a 11-play, 70-yard scoring drive, helped by a pair of SDSU interference penalties, to surge to a 7-0 lead on a two-yard Jeff Fleming touchdown pass to Kenny Evora.

After another punt, the Aztec defense took over the scoring duties when junior Dey Juan Hemmings, who picked off a pass earlier in the contest, recovered a fumble and ran it back 14 yards for his first career touchdown, tying the game at 7-7.

SDSU would later tack on a 23-yard Lane Yoshida field goal to head into the locker room up 10-7.

Midway through the third quarter, signalcaller Ryan Lindley finally got the Aztec passing game together, hitting Vincent Brown for a 50-yard catch and the ball at the NMSU 21-yard line. One play later, running back Davon Brown took the handoff and dropped back to pass, finding Vincent Brown again for a touchdown and the 17-7 advantage.

The Aggies remained resilient, however, tallying a 34-field goal and knotting the game at 17-17 on a 16-yard touchdown pass from Trevor Walls to Todd Lee to start the fourth quarter.

SDSU would get the ball back and score on each of its next three possessions, benefiting from two more New Mexico State turnovers, to come out with the 34-17 victory.

Aztec true freshman running back Walter Kazee ended the night with 101 of the team’s 108 rushing yards and his first career touchdown on 22 carries. Lindley completed only seven of his 27 pass attempts for 123 yards and Vincent Brown saw his 100-yard receiving game streak come to an end at five.

Defensively, defensive back Martrell Fantroy had a team-high eight tackles, while Hemmings added six stops, a tackle for loss, the fumble return for a touchdown and an interception.

	1	2	3	4	Total
New Mexico State	0	7	3	7	- 17
San Diego State	0	10	7	17	- 34

- NMSU – Evora 2-yd pass from Fleming (Hughes kick) – 11 plays, 70 yards, 5:51 (14:57 2nd)
- SD – Hemmings 14-yd fumble recovery (Yoshida kick) – (11:41, 2nd)
- SD – Yoshida 23-yd FG – 11 plays, 59 yards, 4:18 (1:47, 2nd)
- SD – V.Brown 21-yd pass from D.Brown (Yoshida kick) – 3 plays, 76 yards, 1:17 (7:42, 3rd)
- NMSU – Hughes 34-yd FG – 10 plays, 54 yards, 5:10 (2:32, 3rd)
- NMSU – Lee 16-yd pass from Wells (Hughes kick) – 8 plays, 64 yards, 3:56 (12:27, 4th)
- SD – Watters 5-yd pass from Lindley (Yoshida kick) – 9 plays, 78 yards, 4:26 (8:01, 4th)
- SD – Yoshida 18-yd FG – 6 plays, 22 yards, 3:27 (3:16, 4th)
- SD – Kazee 3-yd run (Yoshida kick) – 2 plays, 5 yards, 0:49 (2:07, 4th)

**INDIVIDUAL STATS**

**Rushing (Atts.-Yards-TDs):** NMSU: Smith 31-89; Colston 5-14, Fleming 7-13, Glynn 1-5, Hughes 1-(-14), Walls 2-(-19). SDSU: Kazee 22-101-1, Sampson 2-10, Miller 4-3, D.Brown 1-3, Lindley 2-(-9).

**Passing (Att.-Comp.-Int., Yards, TDs):** NMSU: Fleming 14-7-1, 43, 1; Walls 12-8-1, 103, 1. SDSU: Lindley 27-7-1, 123, 1; D.Brown 1-1-0, 21, 1.

**Receiving (No.-Yards-TDs):** NMSU: Lee 3-67-1, Allen 3-29; Smith 2-19, Anderson 2-7, Colston 2-5, Opetaiia 1-9, Coleman 1-8, Evora 1-2-1. SDSU: V.Brown 3-84-1, Sampson 2-34, Sandifer 2-21, Watters 1-5-1.

TEAM STATS	NMSU	SD
First Downs	15	13
Rushes-Yards	47-88	31-108
Passing Yards	146	144
C-A-I	15-26-2	8-28-1
Total Offense	234	252
Fumbles-Lost	3-2	1-0
Penalties-Yards	6-43	2-20
Possession Time	35:19	24:41
Turnovers	4	1
Average Field Pos.	NMSU 30	SD 36

# GAME 6 *Oct 17 • Qualcomm Stadium (30,258)* vs. Brigham Young

**SAN DIEGO** – The 2009 contest between San Diego State and Brigham Young was no exception to the themes that have prevailed in the series that dates back to 1947. First off is the element of offense for which this year’s game included a combined 854 yards and 64 points. Secondly, and unfortunately for the Aztecs, the Cougars’ domination of the end result also continued, as BYU won for the 26th time in 34 opportunities, 38-28, in front of 30,258 fans at Qualcomm Stadium.

The victory wasn’t an easy one for the visitors, however, as the San Diego State offense was able to nearly match the scoring prowess of the nation’s 18th-ranked team. The Aztecs had 342 yards themselves, including a season-best 322 through the air, and trailed by only seven with just over eight minutes left in the game.

On the flip side, the SDSU defense, which had held two straight opponents to fewer than 300 yards, was unable to stop the well-oiled Cougar offense. BYU went 15-for-21 on third-down conversions, running 91 offense plays, surrendering no turnovers and boasting nearly a 2-to-1 advantage in possession time.

After the Aztecs went three and out to start the game, the Cougars drove 73 yards on 14 plays, eating up over five minutes on the clock before taking a 7-0 lead on a 1-yard touchdown run by Harvey Unga.

SDSU took less time to equalize the score, as a 27-yard pass from Ryan Lindley to Walter Kazee and a 45-yard toss from Lindley to Vincent Brown set up DeMarco Sampson’s seven-yard TD reception at the 4:31 mark of the first quarter.

The Aztecs took the lead on their next series on a one-yard touchdown run by Brandon Sullivan, which was helped by a 24-yard pass play from tight end Alston Umuolo to Preston King.

Both of BYU’s second-quarter possessions resulted in touchdowns, as the Cougars ate up over 11 of the 15 minutes to take a 21-14 lead into the locker room.

Coming out the break, the Aztec defense stepped up to thwart another BYU scoring drive that ended on a failed fourth-down conversion at the SDSU 23-yard line.

From there, Lindley led the home team down the field, successfully converting a 3rd-and-23 play with a 36-yard TD strike to Sampson to knot the contest at 21.

The tie was short lived as the Cougars once again went ahead by seven and later by 14 on the first play of the fourth quarter. The SDSU defense, however, held on another fourth-down Cougar try, which led to a successful Aztec fourth-down conversion to get back to within seven at 35-28 with just over eight minutes left.

That would be as close as the Aztecs could get, as a late Cougar field goal put them up by two scores, closing out the 38-28 BYU victory.

Lindley finished with 298 yards passing and three touchdowns, while Brown eclipsed the 100-yard receiving mark for the fifth time in 2009 with eight catches for 147 yards. Defensively, senior linebacker Jerry Milling had a career-best 13 stops.

BYU’s Hall completed 27 of his 39 pass attempts for 346 and three touchdowns to go with his 14 carries for 47 yards and another score.

	1	2	3	4	Total
Brigham Young	7	14	7	10	- 38
San Diego State	7	7	7	7	- 28

- BYU – Unga 1-yd run (Payne kick) – 14 plays, 73 yards, 5:33 (7:46, 1st)
- SD – Sampson 7-yd pass from Lindley (Yoshida kick) – 6 plays, 81 yards, 3:15 (4:31, 1st)
- SD – Sullivan 1-yd run (Yoshida kick) – 7 plays, 69 yards, 3:31 (14:20, 2nd)
- BYU – Kariya 3-yd pass from Hall (Payne kick) – 12 plays, 68 yards, 5:14 (9:06, 2nd)
- BYU – Hall 1-yd run (Payne kick) – 14 plays, 80 yards, 6:04 (0:00, 2nd)
- SD – Sampson 36-yd pass from Lindley (Yoshida kick) – 7 plays, 76 yards, 2:55 (8:23, 3rd)
- BYU – George 19-yd pass from Hall (Payne kick) – 12 plays, 78 yards, 4:45 (3:38, 3rd)
- BYU – Pitta 9-yd pass from Hall (Payne kick) – 7 plays, 77 yards, 2:36 (14:49, 4th)
- SD – Umuolo 6-yd pass from Lindley (Yoshida kick) – 5 plays, 41 yards, 2:38 (8:17, 4th)
- SD – Payne 44-yd FG – 7 plays, 15 yards, 2:04 (2:21, 4th)

**INDIVIDUAL STATS**

**Rushing (Atts.-Yards-TDs):** BYU: Unga 26-81; Hall 14-47; Kariya 6-24; Di Luigi 5-8; Ashworth 1-6. SDSU: Kazee 9-28; Brown 2-12; Sullivan 2-1; King 1-1; Lindley 1-(-10); Sampson 1-(-12).

**Passing (Att.-Comp.-Int., Yards, TDs):** BYU: Hall 39-27-0, 346, 3. SDSU: Lindley 33-21-1, 298, 3; Umuolo 1-1-0, 24, 0.

**Receiving (No.-Yards-TDs):** BYU: Pitta 6-72-1; George 4-75-1; Di Luigi 4-63; Ashworth 4-60; Kariya 3-10-1; Unga 2-37; Hafoka 2-17; Thompson 1-8; Chambers 1-4. SDSU: V.Brown 8-147; Sampson 5-77-2; Kazee 2-33; Umuolo 2-18-1, D. J. Shields 2-5, King 1-24, Wallace 1-11, Sullivan 1-7.

TEAM STATS	BYU	SD
First Downs	27	16
Rushes-Yards	52-166	16-20
Passing Yards	346	322
C-A-I	27-39-0	22-34-1
Total Offense	512	342
Fumbles-Lost	1-0	1-0
Penalties-Yards	8-77	4-31
Possession Time	38:12	21:48
Turnovers	0	1
Average Field Pos.	BYU 32	SD 29

# GAME 7

Oct 24 • Hughes Stadium (20,631)  
at Colorado State

**FT. COLLINS, Colo.** – San Diego State put up 35 points in the second half, scoring touchdowns on five consecutive drives to erase a 14-point deficit and win its first road game since 2007, by defeating host Colorado State 42-28 at Hughes Stadium.

The Aztecs put on an offensive show, as quarterback Ryan Lindley completed 29 of his 43 pass attempts for 459 yards and a conference-record six touchdowns. Senior wideout DeMarco Sampson caught three of those six TDs, ending with 15 receptions for 257 yards, as he more than made up for the loss of leading receiver Vincent Brown, who left the game in the first half due to injury.

With a strong gust of wind in its face, the SDSU offense did not provide any glimpse into what was to come in the first quarter, as it stalled on its first two possessions and accounted for minus-10 yards.

Colorado State was the exact opposite, relying on the run game and a nifty one-handed, 40-yard TD catch to take a quick 14-0 lead just over 11 minutes into the contest.

The Aztecs finally got into an offensive rhythm on its third possession, driving 79 yards on 14 plays, capped by a seven-yard TD strike from Lindley to Sampson.

SDSU was in position to cut the deficit down to only four, but Lane Yoshida's 32-yard field goal missed wide left and Colorado State answered with an 80-yard touchdown drive to take a 21-7 advantage into the locker room.

While the Rams may have held the momentum going into the break, the Aztecs quickly made moves to shift it in their direction. Just over six minutes into the third quarter, SDSU had already tied the score at 21-21 on a pair of 33-yard touchdown passes with the latter one set up by a 29-yard interception return by Nick Sandford.

Colorado State would not allow SDSU to earn its first lead of the afternoon, however, as the Rams notched a touchdown of their own at the 6:52 mark to once again jump ahead, 28-21.

The CSU defense was unable to stop the Aztec pass attack as Lindley found freshman Preston King for a three-yard TD catch. The ensuing extra-point was blocked though, and the visitors still trailed by one at 27-28 heading into the fourth quarter.

After the Rams were forced to punt, Lindley took SDSU down the field for what would turn out to be the game-winning drive, as Sampson logged his third touchdown reception, this one for 38 yards, and the 35-38 lead. Lindley later hooked up with tight end Alston Umuolo for a 60-yard TD reception to clinch the game and the 42-28 victory.

San Diego State posted a season-high 531 yards of total offense and did not commit a turnover for the first time in 2009. After giving up 229 yards and 21 points in the first half, the Aztec defense held the Rams to only 127 yards and seven points after the break.

	1	2	3	4	Total
San Diego State	0	7	20	15	- 42
Colorado State	14	7	7	0	- 28

- CSU – Mosure 6-yd run (Deline kick) – 8 plays, 33 yards, 4:02 (6:24, 1st)
- CSU – Liggett 40-yd pass from Stucker (Deline kick) – 4 plays, 56 yards, 2:00 (3:48, 1st)
- SD – Sampson 5-yd pass from Lindley (Yoshida kick) – 14 plays, 79 yards, 6:31 (12:12, 2nd)
- CSU – Morton 19-yd run (Deline kick) – 8 plays, 80 yards, 4:39 (1:25, 2nd)
- SD – Sandifer 33-yd pass from Lindley (Yoshida kick) – 11 plays, 80 yards, 5:01 (9:59, 3rd)
- SD – Sampson 33-yd pass from Lindley (Yoshida kick) – 1 plays, 33 yards, 0:07 (8:57, 3rd)
- CSU – Pauga 23-yd pass from Mosure (Deline kick) – 6 plays, 71 yards, 4:39 (1:58, 3rd)
- SD – King 3-yd pass from Lindley (Yoshida kick blocked) – 13 plays, 85 yards, 6:44 (0:00, 3rd)
- SD – Sampson 38-yd pass from Lindley (Sandifer pass from Lindley) – 7 plays, 84 yards, 3:20 (9:29, 4th)
- SD – Umuolo 60-yd pass from Lindley (Yoshida kick) – 7 plays, 84 yards, 4:15 (3:07, 4th)

**INDIVIDUAL STATS**

**Rushing (Atts.-Yards-TDs):** SDSU: Sullivan 22-65; Kazee 5-11; D. Brown 3-7; V. Brown 1-(-2); Lindley 1-(-9). CSU: Mosure 20-130-1; Morton 2-18-1; Borcky 1-2; Stucker 5-1.

**Passing (Att.-Comp.-Int., Yards, TDs):** SDSU: Lindley 43-29-0, 459, 6. CSU: Stucker 37-13-2, 182, 1; Mosure 1-1-0, 23, 1.

**Receiving (No.-Yards-TDs):** SDSU: Sampson 15-257-3; Wallace 5-70; Sandifer 3-48-1; Sullivan 2-3; Umuolo 1-60-1; D. Brown 1-9; Kazee 1-9; King 1-3-1. CSU: Greer 6-93; Pauga 3-40-1; Liggett 1-40-1; Borcky 1-16; Pietz 1-7; Mosure 1-5; Morton 1-4.

TEAM STATS	SD	CSU
First Downs	25	20
Rushes-Yards	32-72	28-151
Passing Yards	459	205
C-A-I	29-43-0	14-28-2
Total Offense	531	356
Fumbles-Lost	2-0	1-0
Penalties-Yards	8-58	4-29
Possession Time	35:18	24:37
Turnovers	0	2
Average Field Pos.	SDSU 25	CSU 30

# GAME 8

Oct 31 • Qualcomm Stadium (12,647)  
vs. New Mexico

**SAN DIEGO** – No other holiday might have seemed more appropriate than Halloween for San Diego State to get rid of some demons, namely that of the New Mexico Lobos, that had haunted the team for the last nine years. Entering the night, SDSU hadn't beaten the Lobos since 2000, and the streak stretched even further back to 1995 in games played between the two sides in San Diego.

Luckily for the Aztecs, both streaks came to an end as the home team was able to scare up a 23-20 victory on Halloween night at Qualcomm Stadium. With the win, San Diego State improved to 4-4 on the year, marking the first time the program has been .500 or better this late in the season since 2003.

Getting the victory wasn't easy, however, despite the fact that the Lobos came in with an 0-7 record, having lost 11 straight overall. New Mexico grabbed the early 3-0 lead on a James Aho 35-yard field goal and then turned SDSU's first turnover in nearly two games, a Ryan Lindley fumble, into the first touchdown of the night for a 10-point advantage.

The Lobos tried to surprise the Aztecs on the ensuing kick-off, attempting an on-side kick, but the ball went out of bounds and instead gave the home squad great field position at the UNM 42-yard line.

Lindley and company took advantage of the short field, taking just three plays to find the endzone on an 18-yard TD reception by tight end Alston Umuolo to cut the deficit to just three at 10-7.

Later in the quarter, Aztec punter Brian Stahovich nailed one of his five kicks to drop inside the opponent 20-yard line on the night, pinning New Mexico at its own two-yard line. The poor field position led to a punting situation for the Lobos, however, Adam Miller fumbled the snap and was tackled for a safety by SDSU's Demetrius Barksdale.

The Aztecs ended the half on a high note, as the offense drove 80 yards in just 1:23 to take their first lead of the night at 16-10 on a seven-yard touchdown by wideout DeMarco Sampson.

Coming out of the break, it was New Mexico that reclaimed the momentum, posting a field goal and a touchdown on its opening two possessions of the third quarter to go up by four points at 20-16.

The SDSU offense was forced to punt on each of its first three drives of the second half, but finally woke up in the fourth quarter. Lindley completed five of six pass attempts and Sampson out jumped two Lobo defenders to grab his second touchdown of the night and put the home team back ahead for good, 23-20.

New Mexico's last and best threat came with a little more than two minutes left in the game, but Donovan Porterie's fourth-down pass to Bryan Williams was ruled incomplete and the Aztecs took over on downs to preserve the win.

Lindley ended the night completing 22 of his 38 pass attempts for 253 yards and three scores, while Sampson had seven catches for 56 yards and the two TDs. Defensively, senior Kwincy Edwards and junior Brandon Davis each had nine tackles.

	1	2	3	4	Total
New Mexico	3	7	10	0	- 20
San Diego State	0	16	0	7	- 23

- UNM – Aho 35-yd FG – 10 plays, 37 yards, 4:00 (11:00, 1st)
- UNM – Porterie 1-yd run (Aho kick) – 5 plays, 31 yards, 1:28 (13:25, 2nd)
- SD – Umuolo 18-yd pass from Lindley (Yoshida kick) – 3 plays, 42 yards, 1:10 (12:15, 2nd)
- SD – Team Safety (5:38, 2nd)
- SD – Sampson 7-yd pass from Lindley (Yoshida kick) – 10 plays, 80 yards, 1:23 (0:18, 2nd)
- UNM – Aho 45-yd FG – 15 plays, 62 yards, 4:54 (8:02, 3rd)
- UNM – Jones 5-yd pass from Porterie (Aho kick) – 10 plays, 75 yards, 3:29 (1:18, 3rd)
- SD – Sampson 4-yd pass from Lindley (Yoshida kick) – 10 plays, 75 yards, 4:19 (7:54, 4th)

**INDIVIDUAL STATS**

**Rushing (Atts.-Yards-TDs):** UNM:

Carrier 13-63; Dennis 9-45; Williams 1-9; Wright 5-8; Miller 1-(-7); Porterie 8-(-9)-1. SDSU: Sullivan 24-81; Lindley 5-(-31).

**Passing (Att.-Comp.-Int., Yards, TDs):** UNM: Porterie 52-27-0, 277, 1. SDSU: Lindley 38-22-0, 253, 3.

**Receiving (No.-Yards-TDs):** UNM: Jones 8-86-1; James 5-55; Williams 4-54; Solomon 4-48; Carrier 3-15; Lucas 2-21; Dennis 1-(-2). SDSU: Sampson 7-56-2; Sandifer 5-70; Umuolo 4-38-1; Wallace 3-47; Sullivan 1-23; King 1-10; Shields 1-9.

TEAM STATS	UNM	SDSU
First Downs	25	18
Rushes-Yards	37-109	29-50
Passing Yards	277	253
C-A-I	27-52-0	22-38-0
Total Offense	386	303
Fumbles-Lost	1-0	1-1
Penalties-Yards	6-58	6-70
Possession Time	33:38	26:22
Turnovers	0	1
Average Field Pos.	UNM 25	SDSU 33



# GAME 9 Nov. 7 • Qualcomm Stadium (21,708) vs. No. 6/4 TCU

**SAN DIEGO** – TCU scored touchdowns on four of its first five drives and never looked back, living up to its' No. 6/4 national ranking by cruising to a 55-12 victory over host San Diego State at Qualcomm Stadium.

The Aztecs didn't help themselves by turning the ball over four times and allowing the Frogs to compile 551 yards of total offense, including 312 on the ground. Going up against the nation's No. 1 defense, SDSU did manage to finish with 279 yards and scored just the second touchdown against TCU in its last four outings.

An uncharacteristically short punt by Aztec Brian Stahovich led to a quick strike by the Frogs, as they started at the SDSU 32-yard line. Four plays later, they found the endzone on a five-yard run by Ed Wesley to go up 7-0 just under two minutes into the contest.

The San Diego State offense, which was flagged for two false start penalties on its opening drive, regained its composure to get down to the TCU 33-yard line, but a pass interference penalty dropped the team back near midfield and forced another punt.

The Frogs took a little while longer to get their second touchdown of the afternoon to move out to a 14-point advantage, before the Aztecs got on the board with the first of two Lane Yoshida field goals, this one from 45 yards away.

TCU opened the second quarter with yet another touchdown, which was matched by Yoshida's second field goal from 48 yards out. The Frogs' offense continued to churn, taking just three plays to go 59 yards for their fourth touchdown of the first half, heading into the break up 31-6.

The TCU offense continued to dominate coming out of the locker room, scoring seven points on each its of its first three drives. The Aztecs' lone score of the second half came via quarterback Ryan's Lindley's 21st touchdown pass of the season, as he hooked up with DeMarco Sampson for a TD for the eighth time in the last four games on a 30-yard reception.

The Frogs would add a 48-yard field goal in the fourth quarter to round out scoring in the 55-12 victory.

Lindley ended the afternoon 16-for-34 for 164 yards, two interceptions and a touchdown before giving way to back-up Drew Westling in the fourth quarter. Sampson caught a team-best six passes for 81 yards and junior running back Brandon Sullivan had 76 of the Aztecs' 92 yards rushing, their highest total on the ground in four games.

	1	2	3	4	Total
No. 4/6 TCU	14	17	21	3	- 55
San Diego State	3	3	6	0	- 12

TCU – Wesley 5-yd run (Evans kick) – 4 plays, 32 yards, 1:28 (13:08, 1st)  
 TCU – Dalton 13-yd run (Evans kick) – 8 plays, 80 yards, 2:59 (5:44, 1st)  
 SDSU – Yoshida 45-yd FG – 5 plays, 21 yards, 2:14 (3:30, 1st)  
 TCU – Dalton 7-yd run (Evans kick) – 8 plays, 59 yards, 2:35 (12:13, 2nd)  
 SDSU – Yoshida 48-yd FG – 13 plays, 43 yards, 5:09 (7:04, 2nd)  
 TCU – Christian 44-yd pass from Dalton (Evans kick) – 3 plays, 59 yards, 1:06 (5:58, 2nd)  
 TCU – Evans 25-yd FG – 6 plays, 43 yards, 2:45 (2:56, 2nd)  
 TCU – Christian 29-yd pass from Dalton (Evans kick) – 4 plays, 57 yards, 1:38 (13:22, 3rd)  
 TCU – Turner 4-yd run (Evans kick) – 10 plays, 67 yards, 4:21 (7:42, 3rd)  
 SDSU – Sampson 30-yd pass from Lindley (Yoshida kick blocked) – 8 plays, 72 yards, 2:54 (4:48, 3rd)  
 TCU – Tucker 30-yd run (Evans kick) – 7 plays, 65 yards, 2:27 (2:21, 3rd)  
 TCU – Evans 48-yd FG – 7 plays, 26 yards, 4:01 (2:03, 4th)

**INDIVIDUAL STATS**

**Rushing (Atts.-Yards-TDs):** TCU: Tucker 9-79-1; Wesley 12-77-1; Turner 13-61-1; Dalton 5-44-2; Cavness 4-29; Fort 5-12; Gallegos 1-4; Dawson 1-3; Jackson 3-3. SDSU: Sullivan 17-75; Kazee 5-14; Westling 1-3; Miller 2-0.

**Passing (Att.-Comp.-Int., Yards, TDs):** TCU: Dalton 14-20-0, 239, 2. SDSU: Lindley 16-34-2, 164, 1; Westling 1-3-0, 23, 0.

**Receiving (No.-Yards-TDs):** TCU: Christian 3-106-2; Hicks 3-32; Young 2-33; Kerley 2-25; Brock 1-18; Frosch 1-15; Johnson 1-5; Clay 1-5. SDSU: Sampson 6-81-1; Umuolo 2-23; Wallace 2-18; Shields 2-9; Toledo 1-23; Sullivan 1-10; Kazee 1-8; Miller 1-8; King 1-7.

TEAM STATS	TCU	SDSU
First Downs	28	16
Rushes-Yards	53-312	25-92
Passing Yards	239	187
C-A-I	14-20-0	17-37-2
Total Offense	551	279
Fumbles-Lost	0-0	2-2
Penalties-Yards	5-65	5-40
Possession Time	33:22	26:38
Turnovers	0	4
Average Field Pos.	SDSU 23	TCU 42

# GAME 10 Nov. 14 • Qualcomm Stadium (18,851) vs. Wyoming

**SAN DIEGO** – Ian Watts kicked a 43-yard field goal with 23 seconds left as Wyoming overcame a 21-point deficit for a 30-27 win over host San Diego State Saturday night at Qualcomm Stadium.

The Cowboys rallied from a 27-6 deficit with three touchdowns in the fourth quarter to tie the score. Wyoming then recovered a fumbled pooch kick on the ensuing kickoff that set up Watts' game-winning kick.

The Cowboys got on the scoreboard first when Watts nailed a 27-yard field goal with 7:09 remaining in the first quarter. The Aztecs rallied with points on each of their next three drives to take a 17-3 lead.

SDSU's first score came thanks to Davion Mauldin's 39-yard kickoff return to start the drive. Eight plays and 55 yards later, Brandon Sullivan scored on a 1-yard rush to give the home team at 7-3 lead.

Wyoming marched down to the San Diego State 1-yard line on the next drive until Luke Laologi forced a fumble on 1st and goal as Larry Parker returned it 65 yards to the Cowboy 34. Lane Yoshida converted a 29-yard field goal four plays later for another Aztec score.

SDSU put together a 10-play, 83-yard drive on its next possession, eating up 4:59 in the process. The drive culminated in Sullivan's second rushing touchdown of the day, this time a 5-yard scamper.

Wyoming answered to end the half and close the game to 17-6 with a 27-yard field goal by Watts.

San Diego State scored in each of its next to drives – 40-yard field goal by Yoshida and 1-yard touchdown rush by Walter Kazee – to take a commanding 27-6 lead.

The Cowboys, however, scored rushing touchdowns on back-to-back drives to cut it to one score at 27-20.

The Aztecs finally put together a good drive to get to the Wyoming 12 where a field goal attempt would effectively seal the win. Yoshida's attempt from 28 yards, however, was blocked and recovered by the Cowboys.

Wyoming then tied the game on a David Tooley 9-yard touchdown strike from Alexander with just 2:07 left.

SDSU's Hunter Hewitt botched a short kickoff and the Cowboys recovered. Wyoming went just 18 yards before Watts nailed the game-winning field goal from 43 yards with just 23 seconds left.

Sullivan recorded his second 100-yard rushing game of the season and of his career with 105 yards on 18 carries, while quarterback Ryan Lindley became just the ninth player in school history to surpass 5,000 yards passing, doing so in the team's TD drive in the first quarter.

	1	2	3	4	Total
Wyoming	3	3	0	24	- 30
San Diego State	7	10	10	0	- 27

WYO -- Watts 27-yd FG -- 10 plays, 42 yards, 4:36 (7:09, 1st)  
 SDSU -- Sullivan 1-yd run (Yoshida kick) -- 8 plays, 55 yards, 4:18 (2:51, 1st)  
 SDSU -- Yoshida 29-yd FG -- 4 plays, 22 yards, 0:51 (13:54, 2nd)  
 WYO -- Watts 27-yd FG -- 10 plays, 41 yards, 3:20 (0:38, 2nd)  
 SDSU -- Yoshida 40-yd FG -- 5 plays, 14 yards, 2:06 (12:54, 3rd)  
 SDSU -- Kazee 1-yd run (Yoshida kick) -- 15 plays, 97 yards, 7:58 (2:19, 3rd)  
 WYO -- Carta-Samuels 10-yd run (Watts kick) -- 8 plays, 68 yards, 2:30 (14:49, 4th)  
 WYO -- Alexander 33-yd run (Watts kick) -- 6 plays, 73 yards, 2:16 (10:36, 4th)  
 WYO -- Tooley 9-yd pass from Carta-Samuels (Watts kick) -- 7 plays, 23 yards, 3:04 (2:07, 4th)  
 WYO -- Watts 43-yd FG -- 7 plays, 18 yards, 1:40 (0:23, 4th)

**INDIVIDUAL STATS**

**Rushing (Atts.-Yards-TDs):** WYO: Stewart 19-76-0; Alexander 15-73-1;

Carta-Samuels 13-51-1. SDSU: Sullivan 15-105-2; Kazee 13-52-1; Brown, D. 1-0-0.

**Passing (Att.-Comp.-Int., Yards, TDs):** WYO: Carta-Samuels 22-16-0, 246, 1; SDSU: Lindley 29-18-0, 200, 0.

**Receiving (No.-Yards-TDs):** WYO: Tooley 4-70-1; Leonard 4-28-0; Bolger 2-36-0; Bolling 2-12-0; Alexander 1-56-0; McNeill 1-25-0; Genho 1-10-0; Stewart 1-9-0. SDSU: Sampson 5-50-0; Sandifer 4-27-0; Sullivan 4-24-0; Wallace 3-56-0; Shields 2-43-0.

TEAM STATS	WYO	SDSU
First Downs	20	21
Rushes-Yards	47-200	32-157
Passing Yards	246	200
C-A-I	16-22-0	18-29-0
Total Offense	446	357
Fumbles-Lost	1-1	1-1
Penalties-Yards	6-65	4-25
Possession Time	31:08	28:52
Turnovers	1	1
Average Field Pos.	WYO 38	SD 35

# GAME 11

Nov. 21 • Rice-Eccles Stadium (44,991)

## vs. No. 23/23 Utah

**SALT LAKE CITY** – No. 23/23 Utah jumped out to a 38-0 lead at halftime and never looked back en route to a 38-7 victory over San Diego State before 44,991 at Rice-Eccles Stadium.

The Utes scored touchdowns on four of their first five drives, and then returned a Ryan Lindley interception 30 yards for another score, before Joe Phillips ended the first half with a 47-yard field goal.

The Aztecs, playing their third nationally ranked team of the season, couldn't get things going early against powerful Utah. Their first drive started out well as they got into Ute territory before Lindley was picked off at the Utah 45 by Lamar Chapman. Little did SDSU know that it wouldn't get back into the home team's territory until its first drive of the third quarter. In between, San Diego State punted four times, threw an interception that Joe Dale returned 30 yards for the score, and punted twice more.

After forcing the Utes into a 3-and-out to begin the third, the Aztecs tried to get on the board with a long and lengthy drive. Lindley began the drive with five consecutive completions, including a 10-yarder to Roberto Wallace, a 17-yarder to DeMarco Sampson and a big 36-yard pass to Sampson to get to the Utah 3-yard line. SDSU then ran it twice but lost a combined one yard before calling a timeout on a key 3rd and goal from four yards out. After an incomplete pass intended to Wallace, San Diego State went for it on fourth down but Lindley's pass missed Jon Toledo in the end zone to keep the visitors off the scoreboard.

Two possessions later, the Aztecs finally got on the board with a 6-play, 80-yard drive that ended with Lindley's 17-yard touchdown strike to Dominique Sandifer. Key plays in the scoring drive included a 16-yard rush by Brandon Sullivan and a key roughing the passer penalty on the Utes.

It was the only score of the game by SDSU, which shut out the high-powered Utah offense in the second half.

Lindley threw for 207 yards on the afternoon to move into eight-place on the school's all-time passing list, while Sandifer caught a career-high seven passes for a career-high 74 yards. Defensively, Marcus Yarbrough made a career-high 10 stops, while co-captain Jerry Milling made seven tackles.

	1	2	3	4	Total
San Diego State	0	0	0	0	- 7
Utah	14	24	0	0	- 38

**UTAH** -- Wide 8-yd run (Phillips kick) -- 2 plays, 52 yards, 0:18 (11:28, 1st)

**UTAH** -- Wide 2-yd run (Phillips kick) -- 5 plays, 68 yards, 2:10 (2:24, 1st)

**UTAH** -- Smithson 4-yd run (Phillips kick) -- 11 plays, 69 yards, 4:30 (10:08, 2nd)

**UTAH** -- Brooks 24-yd pass from Wynn (Phillips kick) -- 5 plays, 54 yards, 2:24 (5:57, 2nd)

**UTAH** -- Dale 30-yd interception return (Phillips kick) (4:48, 2nd)

**UTAH** -- Phillips 47-yd FG -- 7 plays, 10 yards, 1:12 (0:00, 2nd)

**SDSU** -- Sandifer 17-yd pass from Lindley (Yoshida kick) -- 6 plays, 80 yards, 2:24 (11:44, 4th)

### INDIVIDUAL STATS

**Rushing (Atts.-Yards-TDs):** SDSU: Sullivan 18-55; Kazee 8-19; Sampson 1-0; Lindley 2-(-19). UTAH: Wide 16-84-2; Cain 5-33; Smithson 9-34-1; Wynn 4-15; Stowers 3-12; Shakerin 2-10; Moss 3-4.

**Passing (Att.-Comp.-Int., Yards, TDs):** SDSU: Lindley 37-17-2, 207, 1. UTAH: Wynn 28-14-0, 0; Smithson 1-1-0, 0.

**Receiving (No.-Yards-TDs):** SDSU: Sandifer 7-74-1; Sampson 4-76; Wallace 2-21; Umuolo 2-18; Sullivan 1-16; Kazee 1-2. UTAH: Brooks 7-100-1; Reed 6-89; Key 1-7; Wide 1-6.

TEAM STATS	SDSU	UTAH
First Downs	16	22
Rushes-Yards	29-55	42-189
Passing Yards	207	202
C-A-I	17-37-2	15-29-0
Total Offense	262	391
Fumbles-Lost	1-0	1-0
Penalties-Yards	5-40	4-36
Possession Time	28:36	31:22
Turnovers	2	0
Average Field Pos.	UTAH 20	SDSU 30

> SDSU UPDATED PLAYER PROFILES



▶ **#80 VINCENT BROWN**

WR, 6-0, 180, Jr.-2L,  
Rancho Cucamonga, Calif. (Rancho Cucamonga HS)

■ **2009:** Has missed the past four games (the first four of his career), following an injury suffered at CSU ... Has over 100 yards receiving in five of his seven games this season and in six of his last eight outings overall ... Starter in first seven games of the season ... Became the 24th Aztec to reach the 100 career receptions mark with his five catches for 139 yards against UCLA ... Also met the 1,000 career receiving yards mark in the opener ... His 139 yards vs. the Bruins are fourth-best in his career and included a career-long TD catch of 78 yards in the first half ... Also returned three kickoffs for 66 yards vs. UCLA ... Third-straight 100-yard receiving game in the win over Southern Utah, hauling in six passes for 142 yards and a 22-yard TD ... Had one punt return for 28 yards and two kickoff returns for 36 yards with a long of 28 vs. the Thunderbirds ... Career-best 13 receptions for 143 yards and his third TD of the year at Idaho ... Continued his 100-yard streak on his final catch against Air Force, posting 10 grabs for 123 yards and both of the team's touchdowns ... Also returned a punt for 33 yards and a kickoff for 18 yards ... Became the fourth SDSU player to record four consecutive 100-yard receiving games ... Saw his 100-yard receiving streak come to an end against New Mexico State, tallying three catches for 84 yards and touchdown ... Picked right back up vs. BYU, logging eight receptions for 147 yards for his fifth game of 2009 with more than 100 yards receiving ... Did not record a TD for the first time this season in the game vs. the Cougars (five consecutive games with a TD) ... Missed most of the Colorado State game due to injury and did not log a catch ... Ranks 10th in school history in career receptions (140) ... Seven career 100-yard receiving outings ... One of just 10 semifinalists for the Biletnikoff Award, presented annually to the nation's top receiver.

■ **V. BROWN'S CAREER STATISTICS**

Career Statistics	Receiving				
	G	No.	Yds.	TD	Avg.
2007	12	31	349	2	11.3
2008	12	64	631	5	9.9
2009	7	45	778	6	17.3
<b>Totals</b>	<b>31</b>	<b>140</b>	<b>1,758</b>	<b>13</b>	<b>12.6</b>

**Career Highs:** Receptions: 13 at Idaho (9/19/09); Receiving Yards: 183 vs. Idaho (9/27/08); Receiving TDs: 3 vs. Idaho (9/27/08); Longest Reception: 78 at UCLA (9/5/09); Kickoff Returns: 8 vs. Cincinnati (9/29/07); Kickoff Return Yards: 146 vs. WSU (9/8/07); Longest Kickoff Return: 49 vs. PSU (9/22/07).

**2009 Highs:** Receptions: 13 at Idaho (9/19/09); Receiving Yards: 147 vs. BYU (10/17/09); Receiving TD: 2 at Air Force (9/26/09); Longest Reception: 78 at UCLA (9/5/09); Kickoff Returns: 3 vs. NMSU (10/3/09), at UCLA (9/5/09); Kickoff Return Yards: 66 at UCLA (9/5/09); Longest Kickoff Return: 28 vs. S. Utah (9/12/09); Punt Returns: 1, two times; Punt Return Yards: 33 at Air Force (9/26/09); Long Punt Return: 33 at Air Force (9/26/09).

■ **V. BROWN 2009 GAME-BY-GAME**

	Receiving			
	No.	Yds.	TD	Avg.
at UCLA (9/5/09)*	5	139	1	27.8
vs. SUU (9/12/09)*	6	142	1	23.7
at Idaho (9/19/09)*	13	143	1	11.0
at Air Force (9/26/09)*	10	123	2	12.3
vs. NMSU (10/3/09)*	3	84	1	28.0
vs. BYU (10/17/09)*	8	147	0	18.4
at CSU (10/24/09)*	0	0	0	0.0
vs. UNM (10/31/09)			DNP-INJ	
vs. TCU (11/7/09)			DNP-INJ	
vs. WYO (11/14/09)			DNP-INJ	
at UTAH (11/21/09)			DNP-INJ	

\* = Game started



▶ **#9 MILES BURRIS**

LB, 6-2, 235, So.-1L,  
Granite Bay, Calif. (Granite Bay HS)

■ **2009:** Is SDSU's second-leading tackler ... Has played in 22 consecutive contests ... Made his first career starts in the first 11 games at linebacker ... Accounted for four solo tackles, including one for a loss of a yard vs. the Bruins ... Five stops, two TFLs and his first career sack against Southern Utah ... Four tackles with a half sack at Idaho ... Career high in tackles with nine against Air Force ... Two stops in the win over NMSU and five vs. BYU ... Four tackles in the victory at CSU ... Three solo efforts against New Mexico ... Had four solo stops vs. TCU ... Recorded a team-best seven tackles (six solo) and a TFL vs. Wyoming.

■ **BURRIS' CAREER STATISTICS**

Career Statistics	G	UA-AT-TT	TFL-Yds.	Sacks	Int.	PBU	FF	FR
2008	12	11-8-19	1.5-2	0-0	0-0	0	0	0
2009	11	29-23-52	6.0-14	1.5-9	0-0	0	0	0
<b>Totals</b>	<b>23</b>	<b>40-31-71</b>	<b>7.5-16</b>	<b>1.5-9</b>	<b>0-0</b>	<b>0</b>	<b>0</b>	<b>0</b>

**Career/2009 Highs:** Tackles: 9 at Air Force (9/26/09); TFL: 2.0 vs. S. Utah (9/12/09); Sack: 1.0 vs. S. Utah (9/12/09).

■ **BURRIS 2009 GAME-BY-GAME**

	G	UA-AT-TT	TFL-Yds.	Sacks	Int.	PBU	FF	FR
at UCLA (9/5/09)*	1	4-0-4	1.0-1	0-0	0-0	0	0	0
vs. SUU (9/12/09)*	1	2-3-5	2.0-5	1.0-4	0-0	0	0	0
at Idaho (9/19/09)*	1	2-2-4	0.5-5	0.5-5	0-0	0	0	0
at AFA (9/26/09)*	1	1-8-9	0-0	0-0	0-0	0	0	0
vs. NMSU (10/3/09)*	1	1-1-2	0-0	0-0	0-0	0	0	0
vs. BYU (10/17/09)*	1	4-1-5	1.0-1	0-0	0-0	0	0	0
at CSU (10/24/09)*	1	2-2-4	0.5-0	0-0	0-0	0	0	0
vs. UNM (10/31/09)*	1	3-0-3	0-0	0-0	0-0	0	0	0
vs. TCU (11/7/09)*	1	4-1-5	0-0	0-0	0-0	0	0	0
vs. WYO (11/14/09)*	1	6-1-7	1.0-2	0-0	0-0	0	0	0
at UTAH (11/21/09)*	1	0-4-0	0-0	0-0	0-0	0	0	0

\* = Game started



▶ **#32 VINCENT CAMARDA**

DB, 6-2, 195, So.-SQ,  
San Diego, Calif. (Cathedral Catholic HS)

■ **2009:** Is No. 2 on the depth chart at one warrior spot ... Appeared in his first career game as an Aztec as a reserve in the defensive backfield at UCLA ... Made his first career interception vs. the Bruins and returned it 17 yards ... Also had a tackle and a PBU ... Reserve vs. Southern Utah with one assisted stop and another PBU ... Two stops at Idaho and vs. NMSU and BYU and three at Air Force ... Made his second career INT in the fourth quarter in SDSU's come-from-behind win at Colorado St. ... Made a pair of tackles against UNM ... Had three stops against Wyoming ... Tied for the team in lead in INTs.

■ **CAMARDA'S CAREER STATISTICS**

Career Statistics	G	UA-AT-TT	TFL-Yds.	Sacks	Int.	PBU	FF	FR
2009	11	12-7-19	0-0	0-0	2-17	2	0	0

**Career/2009 Highs:** Tackles: 3, two times; INT: 1 at CSU (10/24/09), at UCLA (9/5/09); PBU: 1 vs. S. Utah (9/12/09), at UCLA (9/5/09).



▶ **#13 BRANDON DAVIS**

DB, 6-2, 185, So.-1L,  
Oakland, Calif. (Castlemont HS)

■ **2009:** First career starts at the Warrior position against UCLA and Southern Utah ... Posted two tackles and forced his first career fumble vs. the Bruins ... Also tallied a pair of stops in the win over the Thunderbirds ... Reserve at Idaho, making one kick return for 19 yards before missing most of the game due to injury ... Did not play against Air Force (inj.) ... Returned as as starter vs. NMSU, making three tackles, including his first career sack ... Tripled his previous career high the next game against BYU with nine tackles, a TFL and a PBU ... Tied his career

## > SDSU UPDATED PLAYER PROFILES

best and tied for the team game-high with nine tackles to go with a career-high two PBUs in the win over UNM ... Earned the start against TCU and made one tackle ... Started vs. WYO and made three stops (two solo) ... Also started at Utah (three tackles).

### ■ DAVIS' CAREER STATISTICS

Career Statistics	G	UA-AT-TT	TFL-Yds.	Sacks	Int.	PBU	FF	FR
2008	11	2-3-5	0-0	0-0	0-0	0	0	0
2009	10	26-6-32	2.0-13	1.0-8	0-0	3	1	0
<b>Totals</b>	<b>21</b>	<b>28-9-37</b>	<b>2.0-13</b>	<b>1.0-8</b>	<b>0-0</b>	<b>3</b>	<b>1</b>	<b>0</b>

**Career/2009 Highs:** Tackles: 9 vs. UNM (10/31/09), vs. BYU (10/17/09); TFLs: 1.0 vs. vs. BYU (10/17/09), NMSU (10/3/09); Sacks: 1.0 vs. NMSU (10/3/09); PBU: 2 vs. UNM (10/31/09); FF: 1 at UCLA (9/5/09).

### ■ DAVIS 2009 GAME-BY-GAME

	G	UA-AT-TT	TFL-Yds.	Sacks	Int.	PBU	FF	FR
at UCLA (9/5/09)*	1	2-0-2	0-0	0-0	0-0	0	1	0
vs. SUU (9/12/09)*	1	1-1-2	0-0	0-0	0-0	0	0	0
at Idaho (9/19/09)	1	0-0-0	0-0	0-0	0-0	0	0	0
at AFA (9/26/09)			DNP-INJ.					
vs. NMSU (10/3/09)*	1	3-0-3	1.0-8	1.0-8	0-0	0	0	0
vs. BYU (10/17/09)*	1	8-1-9	1.0-5	0-0	0-0	1	0	0
at CSU (10/24/09)*	1	0-0-0	0-0	0-0	0-0	0	0	0
vs. UNM (10/31/09)*	1	8-1-9	0-0	0-0	0-0	2	0	0
vs. TCU (11/7/09)*	1	0-1-1	0-0	0-0	0-0	0	0	0
vs. WYO (11/14/09)*	1	2-1-3	0-0	0-0	0-0	0	0	0
at UTAH (11/21/09)*	1	2-1-3	0-0	0-0	0-0	0	0	0

\* = Game started



### ▶ #24 KWINCY EDWARDS

DB, 5-11, 175, Sr.-1L,  
Palmdale, Calif. (Palmdale HS)

■ 2009: Came off the bench vs. UCLA, making five tackles and one tackle for a loss ... Two solo efforts in the win over Southern Utah ... First career start at Idaho, making three stops and adding a PBU ... Started against at warrior at Air Force, posting two assisted tackles ... Did not play vs.

NMSU due to injury ... Came back to make two tackles vs. BYU ... Tied his then career-best five stops at CSU and also had a TFL ... Starter vs. UNM, recording a career-best and tying for the team game-high with nine solo tackles to go with a PBU ... Also started vs. TCU (three tackles) and Wyoming (three tackles) ... Had six tackles (two solo) and a PBU in a start at Utah.

### ■ EDWARDS' CAREER STATISTICS

Career Statistics	G	UA-AT-TT	TFL-Yds.	Sacks	Int.	PBU	FF	FR
2008	9	3-0-3	0-0	0-0	0-0	0	0	0
2009	10	30-10-40	2.0-2	0-0	0-0	3	0	0
<b>Totals</b>	<b>19</b>	<b>33-10-43</b>	<b>2.0-2</b>	<b>0-0</b>	<b>0-0</b>	<b>3</b>	<b>0</b>	<b>0</b>

**Career/2009 Highs:** Tackles: 9 vs. UNM (10/31/09); TFLs: 1.0 at CSU (10/23/09), at UCLA (9/5/09); PBU: 1 (three times).



### ▶ #68 NIK EMBERATE

OL, 6-4, 290, Fr.-HS,  
Yucaipa, Calif. (Yucaipa HS)

■ 2009: Starter in his first career game in the win over New Mexico State at right guard ... Also a starter vs. BYU, Colorado State, New Mexico, TCU, Wyoming and Utah.



### ▶ #11 MARTRELL FANTROY

DB, 6-1, 215, Jr.-1L,  
Las Vegas, Nev. (Bishop Gorman HS)

■ 2009: Appeared in his first game since 2007, in the opener with UCLA ... Made four tackles and a PBU vs. the Bruins ... Five stops in the win over Southern Utah ... Matched his career-high with six tackles at Idaho ...

Followed that up with another six-stop effort at Air Force ... SDSU's leading tackler in the win over New Mexico State, making a career-high eight stops ... Four tackles against No. 18 BYU ... Played in just two games of the past five because of injuries.

### ■ FANTROY'S CAREER STATISTICS

Career Statistics	G	UA-AT-TT	TFL-Yds.	Sacks	Int.	PBU	FF	FR
2007	12	15-2-17	0-0	0-0	3-100	0	0	1-0
2009	8	15-19-34	0-0	0-0	0-0	1	0	0-0
<b>Totals</b>	<b>20</b>	<b>30-21-51</b>	<b>0-0</b>	<b>0-0</b>	<b>3-100</b>	<b>1</b>	<b>0</b>	<b>1-0</b>

**Career Highs:** Tackles: 8 vs. NMSU (10/3/09); INT: 1 at UNLV (11/10/07), vs. UNM (10/27/07), vs. Cincinnati (9/29/07); PBU: 1 at UCLA (9/5/09); FR: 1 vs. TCU (11/24/07).

**2009 Highs:** Tackles: 8 vs. NMSU (10/3/09); PBU: 1 at UCLA (9/5/09).



### ▶ #16 BRYAN FINKEL

LB, 6-2, 220, Sr.-SQ,  
South Tahoe, Calif. (South Tahoe HS/Linfield College)

■ 2009: Moved onto the depth chart at linebacker behind Jerry Milling in place of the injured Logan Ketchum against New Mexico ... Has played in 10 of 11 games this year as a reserve and on special teams ... Made his first tackle of the season against TCU on a solo stop.



### ▶ #5 DEY JUAN HEMMING

DB, 5-11, 190, Jr.-2L,  
San Bernardino, Calif. (Rialto HS)

■ 2009: Made his first career starts in the season's first six games at one of the Warrior positions in the defensive backfield ... Also plays special teams ... Posted a team-best and career-high seven tackles, including six solo efforts in the loss to the Bruins ... Made one stop vs. SUU, had four at Idaho and tallied two at Air Force ... Mountain West

Conference co-Defensive Player of the Week, after tallying six tackles, a TFL, a fumble return for a touchdown and an interception against New Mexico State ... Returned the fumble 14 yards to erase an early 7-0 deficit ... Limited to only two solo stops in the loss to No. 18 BYU ... Missed most of the CSU contest due to injury, but finished with one tackle ... Was unable to play against New Mexico, but returned to play against TCU ... Had three stops and a TFL vs. Wyoming ... Finished the Utah game with two solo tackles, including one TFL.

### ■ HEMMING'S CAREER STATISTICS

Career Statistics	G	UA-AT-TT	TFL-Yds.	Sacks	Int.	PBU	FF	FR
2007	12	9-1-10	0-0	0	0	0	1	0
2008	12	13-4-17	0-0	0	0	0	0	0
2009	10	23-5-28	3.0-8	0	1-6	0	1	1-14
<b>Totals</b>	<b>34</b>	<b>45-10-55</b>	<b>3.0-8</b>	<b>0</b>	<b>1-6</b>	<b>0</b>	<b>1</b>	<b>1-14</b>

**Career Highs:** Tackles: 7 at UCLA (9/5/09); TFL: 1.0, 3 times; INT: 1 vs. NMSU (10/3/09); FR: 1.0 vs. NMSU (10/3/09); FF: 1 vs. WYO (11/3/07).

**2009 Highs:** Tackles: 7 at UCLA (9/5/09); TFL: 1.0, 3 times; INT: 1 vs. NMSU (10/3/09); FR: 1.0 vs. NMSU (10/3/09).

### ■ HEMMING'S 2009 GAME-BY-GAME

	G	UA-AT-TT	TFL-Yds.	Sacks	Int.	PBU	FF	FR
at UCLA (9/5/09)*	1	6-1-7	0-0	0-0	0	0	0	0
vs. SUU (9/12/09)*	1	1-0-1	0-0	0-0	0	0	0	0
at Idaho (9/19/09)*	1	2-2-4	0-0	0-0	0	0	0	0
at AFA (9/26/09)*	1	1-1-2	0-0	0-0	0	0	0	0
vs. NMSU (10/3/09)*	1	5-1-6	1.0-5	0-0	1-6	0	0	1-14
vs. BYU (10/17/09)*	1	2-0-2	0-0	0-0	0	0	0	0
at CSU (10/24/09)*	1	1-0-1	0-0	0-0	0	0	0	0
vs. UNM (10/31/09)			DNP-Inj.					
vs. TCU (11/7/09)	1	0-0-0	0-0	0-0	0	0	0	0
vs. WYO (11/14/09)	1	3-0-0	1.0-2	0-0	0	0	0	0
at Utah (11/21/09)*	1	2-0-2	1.0-1	0-0	0	0	0	0

\* = Game started


## > SDSU UPDATED PLAYER PROFILES



### ▶ #50 TRASK IOSEFA

OL, 6-0, 290, Jr.-2L,  
Ewa Beach, Hawaii (Punahou HS)

■ **2009:** Is on the watch list for the Rimington Trophy, which is presented annually to college football's top center ... Started every game this season, improving his streak of consecutive starts to 35.



### ▶ #31 WALTER KAZEE

RB, 5-9, 175, Fr.-HS,  
San Bernardino, Calif. (Cajon HS)

■ **2009:** One of four true freshmen to make his Aztec debut vs. UCLA ... Was a reserve at halfback and also returned kicks ... Posted two carries for 13 yards, two receptions for nine yards and contributed four kickoff returns for 76 yards with a long of 25 ... Started his first career game against Southern Utah ... Had three carries and made one

reception for seven yards in the win over the T-Birds ... Came off the bench with a season-high four carries for 12 yards at Idaho ... Did not play due to injury against Air Force ... Returned to start at tailback against New Mexico State, recording his first career 100-yard game with 101 yards on 22 carries and his first career touchdown ... Posted a season-long 26-yard run in the victory over the Aggies ... Limited to just 28 yards on nine carries vs. BYU ... Did manage two catches, including a 27-yard effort, against the Cougars ... Starter at Colorado State, but was limited due to injury to five carries for 11 yards and a reception for nine yards ... Played but did not have a carry in the win over New Mexico ... Had five carries for 14 yards against TCU ... Earned a start as one of the two running backs against Wyoming ... Finished the game with 52 yards and a touchdown on 13 carries ... Carried eight times against Utah, but for just 19 yards.

#### ■ KAZEE'S CAREER STATISTICS

Career Statistics	Rushing					Receiving			
	G	Att.	Yds.	TD	Avg.	No.	Yds.	TD	Avg.
2009	10	71	265	2	3.7	8	68	0	8.5

Kickoff Returns	Att.	Yds.	TD	Avg.	Long
2009	5	85	0	17.0	25

**Career Highs:** Carries: 22 vs. NMSU (10/3/09); Rushing Yards: 101 vs. NMSU (10/3/09); Long Rush: 26 vs. NMSU (10/3/09); Rushing TD: 1 vs. WYO (11/14/09), vs. NMSU (10/3/09); Receptions: 2 vs. BYU (10/17/09), at UCLA (9/5/09); Receiving Yards: 33 vs. BYU (10/17/09); Long Reception: 27 vs. BYU (10/17/09); KO Returns: 4 at UCLA (9/5/09); KO Return Yards: 76 at UCLA (9/5/09); Long KO Return: 25 at UCLA (9/5/09).

#### ■ KAZEE GAME-BY-GAME

	Rushing					Receiving			
	Att.	Yds.	TD	Avg.	No.	Yds.	TD	Avg.	
at UCLA (9/5/09)	2	13	0	6.5	2	9	0	4.5	
vs. SUU (9/12/09)*	3	15	0	5.0	1	7	0	7.0	
at Idaho (9/19/09)	4	12	0	3.0	0	0	0	0.0	
at AFA (9/26/09)									
vs. NMSU (10/3/09)*	22	101	1	4.6	0	0	0	0.0	
vs. BYU (10/17/09)	9	28	0	3.1	2	33	0	16.5	
at CSU (10/24/09)*	5	11	0	2.2	1	9	0	9.0	
vs. UNM (10/31/09)	0	0	0	0.0	0	0	0	0.0	
vs. TCU (11/7/09)	5	14	0	2.8	1	8	0	8.0	
vs. WYO (11/14/09)*	13	52	1	4.0	0	0	0	0.0	
at Utah (11/21/09)	8	19	0	2.4	1	2	0	2.0	

\* = Game started

### ▶ #35 LUKE LAOLAGI

LB, 6-1, 225, Sr.-3L,  
Reseda, Calif. (Birmingham HS)

■ **2009:** Started his 29th through 35th straight games at middle linebacker in the opening 11 contests ... Recorded an interception in his second con-



secutive game, returning it for 27 yards vs. UCLA ... Also tallied three solo tackles in the opener ... Third-straight outing with an INT to go with four stops in the win over Southern Utah ... Did not have an interception against Idaho, but recorded four tackles ... Six stops, including a team-high four solos, against Air Force ... Five tackles in the win over New Mexico State and four against BYU, including one for a loss on fourth down ... Had a sack and a forced fumble at Colorado State ... Two solos in the win over New Mexico ... Had five stops with four of them solo vs. TCU ... Equaled his TCU stats against Wyoming ... Tied his season high with six tackles against Utah (three solo).

#### ■ LAOLAGI'S CAREER STATISTICS

Career Statistics	G	UA-AT-TT	TFL-Yds.	Sacks	Int.	PBU	FF	FR
2006	10	7-3-10	1.0-2	0-0	0-0	0	0	0
2007	12	48-46-94	6.0-20	1.0-5	0-0	4	0	0
2008	12	54-45-99	4.0-13	0-0	1-3	2	3	1-0
2009	11	30-16-46	1.5-5	1.0-5	2-27	0	2	0
<b>Totals</b>	45	139-110-249	12.5-40	2.0-10	3-30	6	5	1-0


**Career Highs:** Tackles: 13 at Notre Dame (9/6/08), vs. TCU (11/24/07), UNM (10/20/07); TFL: 4.0 vs. WYO (11/3/07); Sack: 1.0 vs. CSU (10/24/09), vs. WYO (11/3/07); INT: 1 vs. S. Utah (9/12/09), at UCLA (9/5/09), vs. UNLV (11/22/08); FF: 1 vs. WYO (11/14/09), 1 vs. CSU (10/24/09), vs. UNLV (11/22/08), at TCU (10/4/08), at Notre Dame (9/6/08); FR: 1 at Notre Dame (9/6/08); PBU: 1, six times.

**2009 Highs:** Tackles: 6 at Air Force (9/26/09), at Utah (11/21/09); TFL: 0.5 vs. BYU (10/17/09); Sacks: 1.0 vs. CSU (10/24/09); INT: 1 vs. S. Utah (9/12/09), at UCLA (9/5/09); FF: 1 vs. WYO (11/14/09), 1 vs. CSU (10/24/09).

#### ■ LAOLAGI 2009 GAME-BY-GAME

	G	UA-AT-TT	TFL-Yds.	Sacks	Int.	PBU	FF	FR
at UCLA (9/5/09)*	1	3-0-3	0-0	0-0	1-27	0	0	0
vs. SUU (9/12/09)*	1	2-2-4	0-0	0-0	1-0	0	0	0
at Idaho (9/19/09)*	1	1-3-4	0-0	0-0	0-0	0	0	0
at AFA (9/26/09)*	1	4-2-6	0-0	0-0	0-0	0	0	0
vs. NMSU (10/3/09)*	1	3-2-5	0-0	0-0	0-0	0	0	0
vs. BYU (10/17/09)*	1	2-2-4	0.5-0	0-0	0-0	0	0	0
at CSU (10/24/09)*	1	2-0-2	1.0-5	1.0-5	0-0	0	1	0
vs. UNM (10/31/09)*	1	2-0-2	0-0	0-0	0-0	0	0	0
vs. TCU (11/7/09)*	1	4-1-5	0-0	0-0	0-0	0	0	0
vs. WYO (11/14/09)*	1	4-1-5	0-0	0-0	0-0	0	1	0
at UTAH (11/21/09)*	1	3-3-6	0-0	0-0	0-0	0	0	0

\* = Game started



### ▶ #99 ERNIE LAWSON

DL, 6-3, 270, Jr.-2L,  
Vallejo, Calif. (St. Patrick-St. Vincent HS)

■ **2009:** Starter at defensive tackle vs. UCLA with his only tackle being a sack for a loss of five yards ... Starter again against Southern Utah and Idaho ... Made three stops vs. the Vandals and two the following week at Air Force ... Forced his first career fumble, which was picked up and returned for a touchdown by teammate Dey Juan

Hemmings, in the win over New Mexico State ... Also had a tackle for a loss and three stops overall against the Aggies ... Two stops as a starter vs. BYU ... Two tackles with one for a loss of two yards against New Mexico ... Started against TCU and made two tackles ... Made three tackles with a sack versus Wyoming ... Earned the start at Utah, making three tackles, including one for a

#### ■ LAWSON'S CAREER STATISTICS

Career Statistics	G	UA-AT-TT	TFL-Yds.	Sacks	Int.	PBU	FF	FR
2007	12	9-8-17	0-0	0-0	0-0	2	0	0
2008	6	4-6-10	3.0-9	1.0-7	0-0	0	0	0
2009	11	14-7-21	5.5-19	2.0-9	0-0	0	1	0
<b>Totals</b>	29	27-21-48	8.5-28	3.0-16	0-0	2	1	0

## > SDSU UPDATED PLAYER PROFILES

**Career Highs:** Tackles: 4 at Air Force (11/17/07), at Utah (10/13/07); TFLs: 1.0, 5 times; Sacks: 1.0 vs. WYO (11/14/09), 1.0 at UCLA (9/5/09), vs. UNLV (11/22/08); FF: 1.0 vs. NMSU (10/3/09).

**2009 Highs:** Tackles: 3 at Utah (11/21/09), vs. NMSU (10/3/09), at Idaho (9/19/09); TFL: 1.0, 5 times; Sacks: 1.0 vs. WYO (11/14/09), 1.0 at UCLA (9/5/09); FF: 1.0 vs. NMSU (10/3/09).

### ■ LAWSON 2009 GAME-BY-GAME

	G	UA-AT-TT	TFL-Yds.	Sacks	Int.	PBU	FF	FR
at UCLA (9/5/09)*	1	1-0-1	1.0-5	1.0-5	0-0	0	0	0
vs. SUU (9/12/09)*	1	0-0-0	0-0	0-0	0-0	0	0	0
at Idaho (9/19/09)*	1	2-1-3	0-0	0-0	0-0	0	0	0
at AFA (9/26/09)*	1	1-1-2	0-0	0-0	0-0	0	0	0
vs. NMSU (10/3/09)*	1	2-1-3	1.0-2	0-0	0-0	0	1	0
vs. BYU (10/17/09)*	1	1-1-2	0-0	0-0	0-0	0	0	0
at CSU (10/24/09)*	1	0-0-0	0-0	0-0	0-0	0	0	0
vs. UNM (10/31/09)*	1	2-0-2	1.0-3	0-0	0-0	0	0	0
vs. TCU (11/7/09)*	1	1-1-2	0.5-3	0-0	0-0	0	0	0
vs. WYO (11/14/09)*	1	3-0-3	1.0-4	1.0-4	0-0	0	0	0
at UTAH (11/21/09)*	1	1-2-3	1.0-3	0-0	0-0	0	0	0

\* = Game started



### ▶ #14 RYAN LINDLEY

QB, 6-3, 205, So.-1L,  
Alpine, Calif. (El Capitan HS)

■ **2009:** SDSU's starting quarterback for the 12th time in his career against UCLA ... Threw for 238 yards with a pair of touchdowns, including a career-long 78-yard strike to Vincent Brown ... Accounted for three scores vs. Southern Utah, throwing two TDs and recording his second career rushing touchdown vs. Southern Utah ... Completed 20 of 30 attempts for 287 yards in the win over the Thunderbirds ... Missed part of the Idaho game due to injury, but still managed to throw for 200 yards, completing 21 of his 35 pass attempts with a touchdown ... Then season-best 25 completions on 41 attempts for 284 yards and two TDs at Air Force ... Lone TD pass vs. NMSU proved to be the game-winner in the fourth quarter ... Then season-best 298 passing yards (21-for-33) and three touchdowns against No. 18 BYU ... Career performance in leading SDSU to a 42-28 win at Colorado State, throwing for 459 yards (29-for-43) and a league-record six touchdowns to earn MWC co-POW honors ... The 459 yards are the most by a player in the MWC in 2009, rank 12th (tied) nationally and are 12th in school single-game history ... Another three-TD effort in leading the team to a win over New Mexico ... Threw for 164 yards and a TD against TCU ... Was 18-for-29 for 200 yards versus Wyoming ... Did not have a touchdown pass against the Cowboys, though, breaking a streak of 15 consecutive outings with at least one passing score (he missed the game in 2008 vs. AFA due to injury) ... First Aztec to pass for 2,000 yards in consecutive seasons since Billy Blanton (1995-96) ... Is currently 23rd nationally in passing (246.6) and is 42nd nationally in total offense per game (236.3) ... Is the ninth Aztec to throw for at least 5,000 yards in his career ... Has two career 400-yard passing games and five for 300 or more yards.

### ■ LINDLEY'S CAREER STATISTICS

Career Statistics	G	Att.	Com.	INT	Yds.	TDs	Eff.	Tot. Off.
2008	11	427	242	9	2,653	16	117.0	2,591
2009	11	392	214	14	2,713	22	124.1	2,599
<b>Totals</b>	<b>22</b>	<b>819</b>	<b>456</b>	<b>23</b>	<b>5,366</b>	<b>38</b>	<b>120.4</b>	<b>5,190</b>

**Career Highs:** Attempts: 59 at Notre Dame (9/6/08); Completions: 35 vs. UNLV (11/22/09); Passing Yards: 459 at CSU (10/24/09); Long Pass: 78 at UCLA (9/5/09); TDs Passing: 6 at CSU (10/24/09); TDs Rushing: 1 vs. S. Utah (9/12/09), at Notre Dame (9/6/08).

**2009 Highs:** Attempts: 45 at UCLA (9/5/09); Completions: 29 at CSU (10/24/09); Passing Yards: 459 at CSU (10/24/09); Long Pass: 78 at UCLA (9/5/09); TDs Passing: 6 at CSU (10/24/09).

### ■ LINDLEY 2009 GAME-BY-GAME

	Passing					Rushing		
	Att.	Com.	INT	Yds.	TDs	Att.	Yds.	TDs
at UCLA (9/5/09)*	45	18	3	238	2	0	0	0
vs. SUU (9/12/09)*	30	20	0	287	2	2	2	1
at Idaho (9/19/09)*	35	21	1	200	1	1	-10	0
at AFA (9/26/09)*	41	25	4	284	2	4	-28	0
vs. NMSU (10/3/09)*	27	7	1	123	1	2	-9	0
vs. BYU (10/17/09)*	33	21	1	298	3	1	-10	0
at CSU (10/24/09)*	29	43	0	459	6	1	-9	0
vs. UNM (10/31/09)*	38	22	0	253	3	5	-31	0
vs. TCU (11/7/09)*	34	16	2	164	1	0	0	0
vs. WYO (11/14/09)*	29	18	0	200	0	0	0	0
at UTAH (11/21/09)*	37	17	2	207	1	2	-19	0

\* = Game started



### ▶ #94 JEROME LONG

DL, 6-5, 265, So.-1L,  
Los Osos, Calif. (Los Osos HS)

■ **2009:** Tallied a sack for a loss of six yards in the opener with UCLA ... Reserve for second straight outing vs. Southern Utah, making one tackle ... Also had an assisted tackle at Idaho and at Air Force ... Two stops in the win over NMSU and a season-best four vs. BYU ... Contributed two tackles, including a half sack against New Mexico ... Had two tackles (one solo) versus TCU ... Made one stop against Wyoming ... Made a season-high five tackles at Utah.

### ■ LONG'S CAREER STATISTICS

Career Statistics	G	UA-AT-TT	TFL-Yds.	Sacks	Int.	PBU	FF	FR
2008	11	14-23-37	2.0-8	1.0-7	0-0	0	0	0
2009	11	11-10-21	1.5-8	1.5-8	0-0	0	0	0
<b>Totals</b>	<b>22</b>	<b>25-33-58</b>	<b>3.5-16</b>	<b>2.5-15</b>	<b>0-0</b>	<b>0</b>	<b>0</b>	<b>0</b>

**Career Highs:** Tackles: 9 at TCU (10/4/08); TFL: 1.0 at UCLA (9/5/09), at BYU (11/8/08), vs. CSU (10/25/08); Sacks: 1.0 at UCLA (9/5/09), at BYU (11/8/08).

**2009 Highs:** Tackles: 5 at Utah (11/21/09); TFL: 1.0 at UCLA (9/5/09); Sacks: 1.0 at UCLA (9/5/09).



### ▶ #74 MIKE MATAMUA

OL, 6-4, 290, So.-SQ,  
Kapolei, Hawaii (Kapolei HS)

■ **2009:** One of four Aztecs to earn a start in their first collegiate game on Sept. 5 at UCLA ... Started at left guard vs. both the Bruins, Southern Utah and Idaho ... Moved to starting left tackle the next five outings ... Played in each of the next two games, but did not play at Utah.



### ▶ #2 DAVION MAULDIN

DB, 5-10, 165, Sr.-1L,  
Compton, Calif. (Cimarron-Mem. HS/Cerritos JC)

■ **2009:** Made one tackle and returned a punt for three yards in the team's first game of the year at UCLA ... Missed the next three games due to injury, before returning as a reserve in the win vs. New Mexico State ... Made two tackles, including one for a loss of four yards, against the Aggies ... First start of the year at cornerback against BYU, accounting for a tackle and a PBU ... Returned six kickoffs for 160 yards, including a team season-long of 31 yards in the first half vs. the Cougars ... Second start at Colorado State with a tackle and one kick-off return ... Season-high six stops and one PBU in the win over New Mexico ... Also had four kickoff returns for 76 yards with a long of 24 vs. the Lobos ... Had career highs of eight returns and 151 yards against TCU and also had two tackles ... Made three tackles on defense against Wyoming, while returning one kickoff for 39 yards ... Made another start at Utah, recording five tackles (two solo) and a PBU ... Also returned four kickoffs for 87 yards.

## > SDSU UPDATED PLAYER PROFILES

### ■ MAULDIN'S CAREER STATISTICS

Career Statistics	G	UA-AT-TT	TFL-Yds.	Sacks	Int.	PBU	FF	FR
2008	9	10-0-10	1.0-1	0-0	0-0	0	0	0
2009	8	15-6-21	1.0-4	0-0	0-0	3	0	0
<b>Totals</b>	<b>17</b>	<b>25-6-31</b>	<b>2.0-5</b>	<b>0-0</b>	<b>0-0</b>	<b>3</b>	<b>0</b>	<b>0</b>

Kickoff Returns Att.	Yds.	TD	Avg.	Long
2008	26	588	1	22.6
2009	24	528	0	22.0
<b>Totals</b>	<b>50</b>	<b>1,116</b>	<b>1</b>	<b>22.3</b>

**Career Highs:** Tackles: 7 vs. CSU (10/25/08); TFL: 1.0 vs. NMSU (10/3/09), vs. CSU (10/25/08); KO Returns: 8 vs. TCU (11/7/09); KO Return Yards: 151 vs. TCU (11/7/09); Long KO Return: 93 vs. CSU (10/25/08); Punt Returns: 3 vs. UNLV (11/22/08); Punt Return Yards: 10 at Wyo. (11/1/08); Long Punt Return: 10 at Wyo. (11/1/08).

**2009 Highs:** Tackles: 6 vs. UNM (10/31/09); TFL: 1.0 vs. NMSU (10/3/09); KO Returns: 8 vs. TCU (11/7/09); KO Return Yards: 151 vs. TCU (11/7/09).



### ▶ #20 LEON MCFADDEN

DB, 5-10, 165, Fr.-HS, Bellflower, Calif. (St. John Bosco HS)

■ **2009:** Signed as a wide receiver, but converted to defensive back during fall camp ... One of two true freshmen to start against UCLA ... Earned the starting nod at left cornerback, making two tackles and adding a blocked extra point ... In his second start vs. Southern Utah, blocked another kick and returning it after a lateral for a defensive extra point ... Also added two stops against the T-Birds ... Two solo tackles as a starter at Idaho and a season-best five stops at Air Force ... Recorded his first career interception in the win over New Mexico State, returning it 39 yards to set up and SDSU field goal ... Came off the bench for the first time this season vs. BYU, logging only one solo tackle ... Starter at left cornerback at Colorado State and a reserve against UNM ... Also played against TCU and Wyoming ... Recorded his first career sack vs. Wyoming ... Had an assisted stop at Utah.

### ■ MCFADDEN'S CAREER STATISTICS

Career Statistics	G	UA-AT-TT	TFL-Yds.	Sacks	Int.	PBU	FF	FR
2009	11	17-8-25	1.0-5	1.0-5	1-39	0	0	0

**Career/2009 Highs:** Tackles: 5 at Air Force (9/26/09); INT: 1 vs. NMSU (10/3/09); Blocked Kick: 1 vs. S. Utah (9/12/09), at UCLA (9/5/09).

### ■ MCFADDEN GAME-BY-GAME

	G	UA-AT-TT	TFL-Yds.	Sacks	Int.	PBU	FF	FR
at UCLA (9/5/09)*	1	1-1-2	0-0	0-0	0	0	0	0
vs. SUU (9/12/09)*	1	2-0-2	0-0	0-0	0	0	0	0
at Idaho (9/19/09)*	1	2-0-2	0-0	0-0	0	0	0	0
at AFA (9/29/09)*	1	3-2-5	0-0	0-0	0	0	0	0
vs. NMSU (10/3/09)*	1	1-1-2	0-0	0-0	1-39	0	0	0
vs. BYU (10/14/09)*	1	1-0-1	0-0	0-0	0	0	0	0
at CSU (10/24/09)*	1	1-1-2	0-0	0-0	0	0	0	0
vs. UNM (10/31/09)*	1	2-1-3	0-0	0-0	0	0	0	0
vs. TCU (11/7/09)	1	3-1-4	0-0	0-0	0	0	0	0
vs. WYO (11/14/09)	1	1-0-1	1.0-5	1.0-5	0	0	0	0
at UTAH (11/21/09)	1	0-1-1	0-0	0-0	0	0	0	0

\* = Game started



### ▶ #34 JERRY MILLING

LB, 5-10, 215, Sr.-1L, Palmdale, Calif. (Palmdale HS)

■ **2009:** Team co-captain ... Played in his first outing since last September, starting at linebacker vs. UCLA ... Made four solo tackles, including a pair behind the line of scrimmage for a loss of four yards ... Five solo tackles in his second start of 2009 vs. Southern Utah ... Team-best eight stops with three behind the line of scrimmage at Idaho ... Also contributed his first career sack against the Vandals ... Then career-high 12 tackles at Air

Force, becoming the first Aztec in 2009 to reach double-figures ... Four solo efforts in the win vs. New Mexico State ... Improved his single-game best for tackles with 13 in the loss to No. 18 BYU ... Had a team-best six tackles in the win at Colorado State ... Had six tackles with a 0.5 TFL against TCU ... Added three spots versus Wyoming ... Made seven tackles at Utah ... Leads the team in tackles (69), unassisted tackles (40), assisted stops (29) and tackles for loss (6.5).

### ■ MILLING'S CAREER STATISTICS

Career Statistics	G	UA-AT-TT	TFL-Yds.	Sacks	Int.	PBU	FF	FR
2006	9	2-1-3	0-0	0-0	0-0	0	0	0
2007	5	12-3-15	0-0	0-0	0-0	0	0	0
2008	4	12-16-28	1.5-3	0-0	0-0	1	0	1-0
2009	11	40-29-69	6.5-18	0.5-4	0-0	0	0	0
<b>Totals</b>	<b>29</b>	<b>66-49-115</b>	<b>8-21</b>	<b>0.5-4</b>	<b>0-0</b>	<b>1</b>	<b>0</b>	<b>1-0</b>

**Career Highs:** Tackles: 13 vs. BYU (10/17/09); TFLs: 3.0 at Idaho (9/19/09); Sacks: 0.5 at Idaho (9/19/09); PBU: 1 vs. Idaho (9/27/08); FR: 1 at Notre Dame (9/6/08).

**2009 Highs:** Tackles: 13 vs. BYU (10/17/09); TFLs: 3.0 at Idaho (9/19/09); Sacks: 0.5 at Idaho (9/19/09).

### ■ MILLING 2009 GAME-BY-GAME

	G	UA-AT-TT	TFL-Yds.	Sacks	Int.	PBU	FF	FR
at UCLA (9/5/09)*	1	4-0-4	2.0-4	0-0	0-0	0	0	0
vs. SUU (9/12/09)*	1	5-0-5	0-0	0-0	0-0	0	0	0
at Idaho (9/19/09)*	1	3-5-8	3.0-10	0.5-4	0-0	0	0	0
at AFA (9/26/09)*	1	3-9-12	0-0	0-0	0-0	0	0	0
vs. NMSU (10/3/09)*	1	4-0-4	0-0	0-0	0-0	0	0	0
vs. BYU (10/17/09)*	1	9-4-13	0.5-1	0-0	0-0	0	0	0
at CSU (10/24/09)*	1	3-3-6	0-0	0-0	0-0	0	0	0
vs. UNM (10/31/09)*	1	1-0-1	0-0	0-0	0-0	0	0	0
vs. TCU (11/7/09)*	1	3-3-6	0.5-2	0-0	0-0	0	0	0
vs. WYO (11/14/09)*	1	3-0-3	0-0	0-0	0-0	0	0	0
at UTAH (11/21/09)*	1	2-5-7	0.5-1	0-0	0-0	0	0	0

\* = Game started



### ▶ #62 PETER NELSON

OL, 6-5, 295, Sr.-2L, St. Charles, Ill. (St. Charles HS)

■ **2009:** Started his 18th through 25th career games in the team's opening 11 contests at right tackle.



### ▶ #15 JOSE PEREZ

DB, 6-1, 180, Jr.-1L, Oceanside, Calif. (Oceanside HS)

■ **2009:** Earned the starting nod at cornerback in all but one game this year ... Made two tackles in the opener with the Bruins ... Had three stops against the Thunderbirds and contributed one and a PBU at Idaho ... Had one pass break-up against Air Force ... Three tackles in the win over New Mexico State ... Matched his career-high with five stops and one pass break-up vs. No. 18 BYU, starting at left cornerback ... Reserve vs. Colorado State, but still posted five tackles for the second game in a row ... Returned to the starting line-up against UNM, posting one solo tackle ... Earned the start against TCU and Wyoming and made two tackles in each game ... Had a tackle in the start at Utah.

### ■ PEREZ'S CAREER STATISTICS

Career Statistics	G	UA-AT-TT	TFL-Yds.	Sacks	Int.	PBU	FF	FR
2008	10	7-9-16	1.0-1	0-0	2-9	2	0	0
2009	11	18-7-25	0-0	0-0	0-0	3	0	0
<b>Totals</b>	<b>21</b>	<b>25-16-41</b>	<b>1.0-1</b>	<b>0-0</b>	<b>2-9</b>	<b>5</b>	<b>0</b>	<b>0</b>

**Career Highs:** Tackles: 5 at CSU (10/24/09), vs. BYU (10/17/09), vs. UNLV (11/22/08); INT: 1 vs. Utah (11/15/08), at Idaho (9/27/08); PBU: 1 vs. BYU (10/17/09), vs. Utah (11/15/08), at Idaho (9/27/08).

## > SDSU UPDATED PLAYER PROFILES

**2009 Highs:** **Tackles:** 5 at CSU (10/24/09), vs. BYU (10/17/09); **PBU:** 1 vs. BYU (10/17/09), at Air Force (9/26/09), at Idaho (9/19/09).

### ■ PEREZ 2009 GAME-BY-GAME

	G	UA-AT-TT	TFL-Yds.	Sacks	Int.	PBU	FF	FR
at UCLA (9/5/09)*	1	1-1-2	0-0	0-0	0-0	0	0	0
vs. SUU (9/12/09)*	1	1-2-3	0-0	0-0	0-0	0	0	0
at Idaho (9/19/09)*	1	1-0-1	0-0	0-0	0-0	1	0	0
at AFA (9/26/09)*	1	0-0-0	0-0	0-0	0-0	1	0	0
vs. NMSU (10/3/09)*	1	2-1-3	0-0	0-0	0-0	0	0	0
vs. BYU (10/17/09)*	1	4-1-5	0-0	0-0	0-0	1	0	0
at CSU (10/24/09)	1	3-2-5	0-0	0-0	0-0	0	0	0
vs. UNM (10/31/09)*	1	1-0-1	0-0	0-0	0-0	0	0	0
vs. TCU (11/7/09)*	1	2-0-2	0-0	0-0	0-0	0	0	0
vs. WYO (11/14/09)*	1	2-0-2	0-0	0-0	0-0	0	0	0
at UTAH (11/21/09)*	1	1-0-1	0-0	0-0	0-0	0	0	0

\* = Game started



### ▶ #22 ANDREW PRESTON

LB, 6-1, 215, Jr.-2L,  
Centennial, Colo. (Arapahoe HS)

■ **2009:** Reserve at linebacker in every game ... Had two solo tackles with one of those being for a loss of two yards at UCLA ... Tallied a team game-high seven tackles in the win over Southern Utah, including six solo efforts ... Made four tackles vs. Idaho and New Mexico State and three at Air Force ... Recorded five stops and a pass break-up vs. No. 18 BYU ... Second PBU of the year to go with a half tackle for loss at Colorado State ... Made his first sack of the season for a loss of 10 yards in the win over New Mexico ... Made four tackles (all solo) versus TCU ... Had six tackles (second most on the team) and a pass break-up against Wyoming ... Made six tackles at Utah, including 0.5 tackles for a loss.

### ■ PRESTON'S CAREER STATISTICS

Career Statistics	G	UA-AT-TT	TFL-Yds.	Sacks	Int.	PBU	FF	FR
2007	11	40-32-72	7.0-23	1.0-7	0-0	0	0	0
2008	12	48-34-82	3.5-12	1.0-9	0-0	1	1	0
2009	11	28-17-45	4.0-19	1.0-10	0-0	3	0	0
<b>Totals</b>	<b>34</b>	<b>116-83-199</b>	<b>14.5-54</b>	<b>3.0-26</b>	<b>0-0</b>	<b>4</b>	<b>1</b>	<b>0</b>

**Career Highs:** **Tackles:** 18 vs. Air Force (10/11/08); **TFL:** 2.0 at SJSU (9/13/08), at UNLV (11/10/07); **Sacks:** 1.0 at SJSU (9/13/08), vs. PSU (9/22/07); **PBU:** 1, four times; **FF:** 1 vs. UNLV (11/22/08).

**2009 Highs:** **Tackles:** 7 vs. S. Utah (9/12/09); **TFL:** 1.0 vs. UNM (10/31/09), at UCLA (9/5/09); **Sacks:** 1.0 vs. UNM (10/31/09); **PBU:** 1, four times.



### ▶ #69 ERIK QUINONES

OL, 6-3, 290, Fr.-RS,  
Canyon Lake, Calif. (Temescal Canyon HS)

■ **2009:** Saw his first career action as a reserve at left guard against BYU ... Made his first career starts at Colorado State and against New Mexico.



### ▶ #1 DEMARCO SAMPSON

WR, 6-2, 210, Sr.-2L,  
Chula Vista, Calif. (Castle Park HS)

■ **2009:** Was in the starting line-up for the first time in his career at UCLA, tallying four catches, including a spectacular one-handed grab, for 39 yards ... Starter again in the home opener with Southern Utah, posting then career bests in both receptions (5), receiving yards (64) and long reception (31 yards) ... Logged four catches for 36 yards as a starter at Idaho ... Fourth-straight start at Air Force, coming up with two catches for 32 yards in the loss ... Two catches for 34 yards, including a 24-yard effort in the win over New Mexico State ... First career multi-TD effort vs. No. 18 BYU, catching one score for seven yards and another for 36 yards

... Ended the night with five catches for 77 yards ... Breakout game of his career at Colorado State, logging 15 catches for 257 yards and three scores to help the team rally from a 14-point halftime deficit ... His 15 receptions are seventh in school history and eighth nationally this season, while his 257 yards set a MWC record in a league game and are the third-best in the nation in 2009 ... Tabled for MWC co-offensive player of the week award and was one of four up for AT&T All-America Football Player-of-the-Week honors ... The next week vs. UNM, posted his third-straight multi-TD game, logging seven catches for 56 yards and two scores ... His 4-yard grab in the endzone in the fourth quarter proved to be the game-winner ... Led the team with eight catches and 81 receiving yards against TCU ... Also had a TD catch, his fourth straight game with a TD reception ... Led the team again against Wyoming with five receptions and 50 yards ... Had four catches for a team-high 76 yards at Utah ... Is 40th nationally in receiving yards per game (72.91) and is second in the MWC in league-only outings (89.9/g).

### ■ SAMPSON'S CAREER STATISTICS

Career Statistics	Receiving				
	G	No.	Yds.	TD	Avg.
2005	12	6	60	1	10.0
2008	11	11	111	1	10.1
2009	11	59	802	8	13.6
<b>Totals</b>	<b>34</b>	<b>76</b>	<b>973</b>	<b>10</b>	<b>12.8</b>

**Career/2009 Highs:** **Receptions:** 14 at CSU (10/24/09); **Receiving Yards:** 257 at CSU (10/24/09); **Receiving TDs:** 3 at CSU (10/24/09); **Long Reception:** 38 at CSU (10/24/09).

### ■ SAMPSON 2009 GAME-BY-GAME

	Receiving			
	No.	Yds.	TD	Avg.
at UCLA (9/5/09)*	4	39	0	9.8
vs. SUU (9/12/09)*	5	64	0	12.8
at Idaho (9/19/09)*	4	36	0	9.0
at AFA (9/26/09)*	2	32	0	16.0
vs. NMSU (10/3/09)*	2	34	0	17.0
vs. BYU (10/17/09)*	5	77	2	15.4
at CSU (10/24/09)*	15	257	3	17.1
vs. UNM (10/31/09)*	7	56	2	8.0
vs. TCU (11/7/09)*	6	81	1	13.5
vs. WYO (11/14/09)*	5	50	0	10.0
at UTAH (11/21/09)*	4	76	0	19.0

\* = Game started



### ▶ #42 NICK SANDFORD

DB, 6-2, 210, Sr.-3L,  
Orange, Calif. (El Modena HS)

■ **2009:** Back in the starting line-up for the eighth time in his career at the Aztec position at UCLA ... Made five solo tackles and logged his first career sack for a loss of seven yards vs. the Bruins ... First career pick on the first offensive play of the game against Southern Utah ... One solo and one assisted tackle at Idaho ... Was a reserve at Air Force, making seven stops in the loss ... A starter in the win over New Mexico State, posting six tackles ... Followed that up with seven tackles against BYU ... Second career pick at CSU, setting up an Aztec touchdown ... Four solos and a PBU in the win over UNM ... Started against TCU and tied for the team lead with six tackles (four solos) ... Also started versus Wyoming, making three tackles ... Had four stops at Utah ... Is second on the team with 33 solo tackles and is third with 47 overall stops.

### ■ SANDFORD'S CAREER STATISTICS

Career Statistics	G	UA-AT-TT	TFL-Yds.	Sacks	Int.	PBU	FF	FR
2006	12	12-0-12	0-0	0-0	0-0	0	0	0
2007	6	4-1-5	0-0	0-0	0-0	0	0	0
2008	9	29-15-44	2.0-7	0-0	0-0	0	0	0
2009	11	33-14-47	1.5-7	1.0-7	2-33	1	0	0
<b>Totals</b>	<b>38</b>	<b>78-30-108</b>	<b>3.5-14</b>	<b>1.0-7</b>	<b>2-33</b>	<b>1</b>	<b>0</b>	<b>0</b>



## > SDSU UPDATED PLAYER PROFILES

**Career Highs:** Tackles: 10 at Wyoming (11/1/08), at SJSU (9/13/08); TFLs: 2.0 at Wyoming (11/1/08); Sacks: 1.0 at UCLA (9/5/09); INT: 1 at CSU (10/24/09), vs. S. Utah (9/12/09); PBU: 1 vs. UNM (10/31/09).

**2009 Highs:** Tackles: 7 vs. BYU (10/17/09), at AFA (9/26/09); TFLs: 1.0 at UCLA (9/5/09); Sacks: 1.0 at UCLA (9/5/09); INT: 1 at CSU (10/24/09), vs. S. Utah (9/12/09); PBU: 1 vs. UNM (10/31/09).

### ■ SANDFORD 2009 GAME-BY-GAME

	G	UA-AT-TT	TFL-Yds.	Sacks	Int.	PBU	FF	FR
at UCLA (9/5/09)*	1	5-0-5	1.0-7	1.0-7	0-0	0	0	0
vs. SUU (9/12/09)*	1	0-0-0	0-0	0-0	1-4	0	0	0
at Idaho (9/19/09)*	1	1-1-0	0-0	0-0	0-0	0	0	0
at AFA (9/26/09)	1	2-5-7	0-0	0-0	0-0	0	0	0
vs. NMSU (10/3/09)*	1	5-1-6	0-0	0-0	0-0	0	0	0
vs. BYU (10/17/09)*	1	6-1-7	0-0	0-0	0-0	0	0	0
at CSU (10/24/09)*	1	1-2-3	0.5-0	0-0	1-29	0	0	0
vs. UNM (10/31/09)*	1	4-0-4	0-0	0-0	0-0	1	0	0
vs. TCU (11/7/09)*	1	4-2-6	0-0	0-0	0-0	0	0	0
vs. WYO (11/14/09)*	1	3-0-3	0-0	0-0	0-0	0	0	0
at UTAH (11/21/09)*	1	2-2-4	0-0	0-0	0-0	0	0	0

\* = Game started



### ▶ #4 DOMINIQUE SANDIFER

WR, 6-0, 180, Fr.-RS,  
Gardena, Calif. (Beverly Hills HS)

■ **2009:** Has played in nine games this season ... First career catch at Air Force for six yards ... Had a pair of receptions against New Mexico State ... Three catches, including his first career TD (33-yarder), at Colorado State ... First career start in the win over New Mexico, making five grabs for a then career-high 70 yards, highlighted by a 30-yard catch ... Set career bests with seven receptions and 74 yards at Utah, including a 17-yard TD grab.

### ■ SANDIFER'S CAREER STATISTICS

Career Statistics	Receiving				
	G	No.	Yds.	TD	Avg.
2009	9	22	246	2	11.2

**Career/2009 Highs:** Receptions: 7 at Utah (11/21/09); Receiving Yards: 74 at Utah (11/21/09); Receiving TDs: 1 at Utah (11/21/09), at CSU (10/24/09); Long Reception: 33 at CSU (10/24/09).

### ■ SANDIFER 2009 GAME-BY-GAME

	Receiving			
	No.	Yds.	TD	Avg.
at UCLA (9/5/09)	DNP			
vs. SUU (9/12/09)	DNP			
at Idaho (9/19/09)	0	0	0	0.0
at AFA (9/26/09)	1	6	0	6.0
vs. NMSU (10/3/09)	2	21	0	10.5
vs. BYU (10/17/09)	0	0	0	0.0
at CSU (10/24/09)	3	48	1	16.0
vs. UNM (10/31/09)*	5	70	0	14.0
vs. TCU (11/7/09)*	0	0	0	0.0
vs. WYO (11/14/09)*	4	27	0	6.8
at UTAH (11/21/09)*	7	74	1	10.6

\* = Game started



### ▶ #40 ZACHARY SHAPIRO

DL, 6-2, 230, Sr.-1L,  
Claremont, Calif. (Claremont HS/Nevada)

■ **2009:** Back up at left end behind B.J. Williams ... Was a reserve against UCLA on both defense and special teams ... Only stop was a tackle for a loss of four yards vs. the Bruins ... Also had one stop in the win over Southern Utah ... Career-best four tackles in both road games with Idaho and Air Force ... Added a solo tackle for a loss against the Falcons ... First

career sack for a loss of 11 yards in the win over New Mexico State ... Had three tackles overall against the Aggies and also BYU ... Two assisted efforts at Colorado State.

### ■ SHAPIRO'S CAREER STATISTICS

Career Statistics	G	UA-AT-TT	TFL-Yds.	Sacks	Int.	PBU	FF	FR
2008	7	1-0-1	0-0	0-0	0-0	0	0	0
2009	11	8-10-18	3.0-16	1.0-11	0-0	0	0	0
Totals	18	9-10-19	3.0-16	1.0-11	0-0	0	0	0

**Career/2009 Highs:** Tackles: 4 at Air Force (9/26/09), at Idaho (9/19/09); TFL: 1.0 vs. NMSU (10/3/09), at Air Force (9/26/09), at UCLA (9/5/09); Sacks: 1.0 vs. NMSU (10/3/09).



### ▶ #85 D.J. SHIELDS

TE, 6-4, 240, Fr.-RS,  
Bonita, Calif. (Bonita Vista HS)

■ **2009:** Back up at fullback and tight end ... Reserve in all 11 contests ... Played in his first career contest at UCLA, but did not have a catch ... Also appeared on special teams ... Made his first career reception at Air Force for three yards ... Career-high two catches vs. Brigham Young for five yards ... First career start at TE in the win at CSU ... One reception for nine yards against New Mexico ... Matched his career high with two catches against Wyoming ... Also had a career-best 43 receiving yards.

### ■ SHIELDS' CAREER STATISTICS

Career Statistics	Receiving				
	G	No.	Yds.	TD	Avg.
2009	11	8	69	0	6.9

**Career/2009 Highs:** Receptions: 2 vs. WYO (11/14/09), vs. BYU (10/17/09); Receiving Yards: 43 vs. WYO (11/14/09); Long Reception: 28 vs. WYO (11/14/09).



### ▶ #56 JONATHAN SOTO

DL, 6-3, 260, Sr.-3L,  
West Covina, Calif. (Bishop Amat HS)

■ **2009:** Started in his 35th career game and made his 21st start in the opener with UCLA ... Had one solo tackle in the loss to the Bruins ... Saw his string of consecutive games snapped at 30, as he sat out the Southern Utah outing due to injury ... Returned as a reserve at Idaho, making one solo tackle, and at Air Force, tallying four stops ... Did not have a tackle against NMSU ... Had a sack for a loss of nine yards in the win at Colorado State ... Two stops vs. UNM, including a TFL ... Made two tackles against TCU ... Had three stops versus Wyoming, including two solo ... Had four stops (all assisted) at Utah.

### ■ SOTO'S CAREER STATISTICS

Career Statistics	G	UA-AT-TT	TFL-Yds.	Sacks	Int.	PBU	FF	FR
2005	10	9-2-11	0-0	0-0	0-0	0	0	0
2006								
			DNP-Redshirt					
2007	12	22-13-35	4.5-19	3.0-15	0-0	2	1	0
2008	12	27-30-57	4.5-14	2.5-10	0-0	0	1	0
2009	10	11-9-20	2.0-11	1.0-9	0-0	0	0	0
Totals	44	69-54-123	11.0-44	6.5-34	0-0	2	2	0

**Career Highs:** Tackles: 8 at TCU (10/4/08), vs. Cal Poly (8/30/08); TFL: 2.0 vs. Cal Poly (8/30/08); Sacks: 1.5 vs. Cal Poly (8/30/08); PBU: 1 vs. UNM (10/20/07), at CSU (10/6/07); FF: 1 vs. vs. Air Force (10/11/08), vs. PSU (9/22/07).


**2009 Highs:** Tackles: 4 at Air Force (9/26/09); TFL: 1.0 vs. UNM (10/31/09); at CSU (10/24/09); Sacks: 1.0 at CSU (10/24/09).

### ▶ #14 BRIAN STAHOVICH

P/K, 6-0, 170, So.-1L,  
Solana Beach, Calif. (Cathedral Catholic HS)

■ **2009:** Is currently ranked eighth nationally in punting average (44.09)

## > SDSU UPDATED PLAYER PROFILES



and second in the Mountain West ... Has 16 kicks of 50 or more yards (out of 55 attempts) in 2009 and 24 for his career ... Had eight punts for an average of 44.8 yards at UCLA ... Long punt vs. the Bruins was a 51-yarder and also had one drop inside the 20-yard line ... Had just two punts in the win over Southern Utah, booming one 50 yards and the other 41 yards ... Averaged 46.3 yards on three boots at Idaho with a long of 51 yards ... Booted two season-long 57-yard punts at Air Force and also added a pair of 56-yard efforts ... Punt average of 52.5 against the Falcons is fourth-best in Aztec single-game history and a career high ... Six punts, including three that were fair caught, with an average of 44.8 in the win over NMSU ... Two 50-yard punts vs. BYU and one at CSU ... MWC Player of the Week after dropping five of his seven punts inside the 20 in the win over New Mexico ... Also tallied a 59 and 50-yard vs. the Lobos ... Had eight punts for a 47.0 avg. at Utah with his first boot going for a career-long of 67 yards ... Three of his four four punts against the Utes were for at least 50 yards.

### ■ STAHOVICH'S CAREER STATISTICS

Career Statistics	G	No.	Yds.	Avg.	Long	TB	FC	I20	Blk.
2008	12	71	2,807	39.5	65	6	19	14	1
2009	11	55	2,425	44.1	67	7	12	10	0
<b>Totals</b>	<b>23</b>	<b>126</b>	<b>5,232</b>	<b>41.5</b>	<b>67</b>	<b>13</b>	<b>31</b>	<b>24</b>	<b>1</b>

**Career Highs:** Punts: 10 at TCU (10/4/08); Yards: 412 at San Jose State (9/13/08); Avg.: 52.5 (6-for-315) at Air Force (9/26/09); Long: 67 at Utah (11/21/09).

**2009 Highs:** Punts: 8 at Utah (11/21/09), at UCLA (9/5/09); Yards: 376 at Utah (11/21/09); Avg.: 52.5 (6-for-315) at Air Force (9/26/09); Long: 67 at Utah (11/21/09).



### ▶ #23 BRANDON SULLIVAN

RB, 5-11, 215, Jr.-2L,  
Poway, Calif. (Poway HS)

■ 2009: Had a team-best nine carries for 25 yards as a reserve vs. UCLA ... Also made one catch for four yards ... First career 100-yard rushing game against Southern Utah, posting 111 yards on 24 carries with a long of 18 yards ... Starter at Idaho, recording 10 carries for 31 yards, before missing the rest of the game due to injury ... Did not play against Air Force or New Mexico State ... Came back to score a one-yard TD vs. BYU ... Team's leading rusher at CSU, carrying 22 times for 65 yards, while also adding a pair of receptions ... Only RB to get a carry against UNM, matching his career best with 24 carries for 81 yards ... Also had a 23-yard reception in the win over the Lobos ... Gained 75 yards on 17 carries (4.4 ypg) against TCU and its No. 1 defense ... Got his second 100-yard rushing game of the season, recording 105 yards and a career-best two touchdowns on 18 carries versus Wyoming ... Rushed for 55 yards at Utah and now has 381 yards over his last five games (76.2 ypg), after rushing for just 168 yards over his first four contests (42.0 ypg) ... With the 55 yards, he is now at 954 for his career, just 46 short of the 1,000-yard mark.

### ■ SULLIVAN'S CAREER STATISTICS

Career Statistics	Rushing					Receiving			
	G	Att.	Yds.	TD	Avg.	No.	Yds.	TD	Avg.
2007	11	58	220	2	3.8	18	119	0	6.6
2008	8	48	185	1	3.9	21	205	2	9.8
2009	9	144	549	3	3.8	15	115	0	7.1
<b>Totals</b>	<b>28</b>	<b>250</b>	<b>954</b>	<b>6</b>	<b>3.8</b>	<b>54</b>	<b>439</b>	<b>2</b>	<b>8.1</b>

**Career Highs:** Carries: 24 vs. UNM (10/31/09), vs. S. Utah (9/12/09); Rushing Yards: 111 vs. S. Utah (9/12/09); Rushing TD: 2 vs. Wyoming (11/14/09); Long Rush: 28 vs. Wyoming (11/14/09); Receptions: 9 vs. Cal Poly (8/30/08); Receiving Yards: 68 at UNLV (11/10/07); Long Reception: 45 vs. Idaho (9/27/08); Long Kickoff Return: 17 vs. WSU (9/8/07).

**2009 Highs:** Carries: 24 vs. UNM (10/31/09), vs. S. Utah (9/12/09); Rushing Yards: 111 vs. S. Utah (9/12/09); Rushing TD: 2 vs. Wyoming (11/14/09); Long Rush: 28 vs. Wyoming (11/14/09); Receptions: 3 vs. S. Utah (9/12/09); Receiving Yards: 23 vs. UNM (10/31/09); Long Reception: 23 vs.

UNM (10/31/09).

### ■ SULLIVAN 2009 GAME-BY-GAME

	Rushing				Receiving		
	Att.	Yds.	TD	Avg.	No.	Yds.	TD Avg.
at UCLA (9/6/09)	9	25	0	2.8	1	4	0 4.0
vs. SUU (9/12/09)	24	111	0	4.6	3	19	0 6.3
at Idaho (9/19/09)*	10	31	0	3.1	1	9	0 9.0
at AFA (9/26/09)	DNP-INJ.						
vs. NMSU (10/3/09)	DNP-INJ.						
vs. BYU (10/17/09)	2	1	1	0.5	1	7	0 7.0
at CSU (10/24/09)	22	65	0	3.0	2	3	0 1.5
vs. UNM (10/31/09)*	24	81	0	3.4	1	23	0 23.0
vs. TCU (11/7/09)*	17	75	0	4.4	1	10	0 10.0
vs. WYO (11/14/09)*	18	105	2	5.8	4	24	0 6.0
at UTAH (11/21/09)*	18	55	0	3.1	1	16	0 16.0

\* = Game started



### ▶ #47 JACOB TAUANUU

DL, 6-1, 240, Jr.-RS,  
San Diego, Calif. (Helix HS/UAB)

■ 2009: Appeared in his first game in the Red & Black in the opener against UCLA ... Both of his stops vs. the Bruins were behind the line of scrimmage ... Also tallied a pass break-up ... Made good on his first career start, coming away with two sacks and a forced fumble vs. Southern Utah ... Starter again at Idaho, but had just one solo tackle ... Second start at Air Force ending up with a season-high six tackles and his second PBU ... Two solo efforts against NMSU and one vs. BYU ... Four tackles in the win over UNM with one for a loss ... Earned the start against TCU and made one stop ... Started and made two stops versus Wyoming.

### ■ TAUANUU'S CAREER STATISTICS

Career Statistics	G	UA-AT-TT	TFL-Yds.	Sacks	Int.	PBU	FF	FR
2009	11	17-5-22	5.0-16	2.0-13	0	2	0	0

**Career Highs:** Tackles: 6 at Air Force (9/26/09); TFL: 2.0 vs. S. Utah (9/12/09), at UCLA (9/5/09); PBU: 1 at Air Force (9/26/09), at UCLA (9/5/09); FF: 1 vs. S. Utah (9/12/09).



### ▶ #7 ALSTON UMUOLO

TE, 6-4, 245, Jr.-2L,  
Phoenix, Ariz. (Centennial HS)

■ 2009: Starter at tight end against UCLA, making two catches for 14 yards ... Started for second time in home opener with Southern Utah, logging one reception for 14 yards in the win ... Two grabs for 14 yards at Idaho and three for 20 yards at Air Force ... Starter vs. NMSU and BYU ... First touchdown since 2007 against the Cougars on a fourth-down passing play for six yards ... Also completed his second career pass in the first quarter for 24 yards to freshman Preston King, setting up the team's second TD of the afternoon ... Career-long 60-yard reception for a touchdown to secure the victory at Colorado State ... Third straight game with a TD, catching an 18-yard pass in the first half vs. UNM ... Ended the night with four catches for 38 yards against the Lobos ... Started and caught two passes for 23 yards against TCU ... Has two receptions for 18 yards at Utah.

### ■ UMUOLO'S CAREER STATISTICS

Career Statistics	Receiving				
	G	No.	Yds.	TD	Avg.
2007	11	6	67	1	11.2
2008	10	14	110	0	7.9
2009	11	19	219	3	11.5
<b>Totals</b>	<b>32</b>	<b>39</b>	<b>396</b>	<b>4</b>	<b>10.2</b>

**Career Highs:** Receptions: 8 vs. UNLV (11/22/08); Receiving Yards: 74 vs. UNLV (11/22/07); Receiving TD: 1, three times; Long Reception: 60 at CSU (10/24/09).

**2009 Highs:** Receptions: 4 vs. UNM (10/31/09); Receiving Yards: 60 at

## > SDSU UPDATED PLAYER PROFILES

CSU (10/24/09); Receiving TD: 1 vs. UNM (10/31/09), at CSU (10/24/09), vs. BYU (10/17/09); Long Reception: 60 at CSU (10/24/09).

### ■ UMUOLO 2009 GAME-BY-GAME

	Receiving			
	No.	Yds.	TD	Avg.
at UCLA (9/5/09)*	2	14	0	7.0
vs. SUU (9/12/09)*	1	14	0	14.0
at Idaho (9/19/09)	2	14	0	7.0
at AFA (9/26/09)*	3	20	0	6.7
vs. NMSU (10/3/09)*	0	0	0	0.0
vs. BYU (10/17/09)*	2	18	1	9.0
at CSU (10/24/09)*	1	60	1	60.0
vs. UNM (10/31/09)*	4	38	1	9.5
vs. TCU (11/7/09)*	2	23	0	11.5
vs. WYO (11/14/09)*	0	0	0	0.0
at UTAH (11/21/09)*	2	18	0	9.0

\* = Game started



### ▶ #18 ROBERTO WALLACE

WR, 6-4, 225, Sr.-2L,  
Oceanside, Calif. (Oceanside HS)

■ 2009: Caught three passes for 29 yards at UCLA as a reserve ... Starter vs. Southern Utah, making his first TD catch of the year on a 12-yard grab in the first quarter ... Ended up with three receptions for 42 yards ... Had a touchdown for the second straight week on a eight-yard catch in the second quarter at Idaho ... Finished the game with three receptions for 34 yards ... Three catches for 29 yards at Air Force and one grab for 11 yards vs. No. 18 BYU ... Season-best five catches and a career-high 70 receiving yards, including a 34-yarder to set up an SDSU TD, at Colorado State ... Three receptions for 47 yards against UNM ... Had two catches for 18 yards against TCU ... Caught three passes for a team-high 56 yards ... Two receptions for 21 yards at Utah.

### ■ WALLACE'S CAREER STATISTICS

Career Statistics	Receiving				
	G	No.	Yds.	TD	Avg.
2007	9	6	72	0	12.0
2008	11	31	405	1	13.1
2009	11	28	357	2	12.8
<b>Totals</b>	<b>31</b>	<b>65</b>	<b>834</b>	<b>3</b>	<b>12.8</b>

Career Highs: Receptions: 7 at Wyo. (11/1/08); Receiving Yards: 70 at CSU (10/24/09); TD Reception: 1 vs. S. Utah (9/12/09), vs. Cal Poly (8/30/08); Long Reception: 34 at CSU (10/24/09), at TCU (10/4/08).

2009 Highs: Receptions: 5, at CSU (10/24/09); Receiving Yards: 70 at CSU (10/24/09); TD Reception: 1 at Idaho (9/19/09), vs. S. Utah (9/12/09); Long Reception: 34 at CSU (10/24/09).

### ■ WALLACE 2009 GAME-BY-GAME

	Receiving			
	No.	Yds.	TD	Avg.
at UCLA (9/5/09)	3	29	0	9.7
vs. SUU (9/12/09)*	3	42	1	14.0
at Idaho (9/19/09)*	3	34	1	11.3
at AFA (9/26/09)	3	29	0	9.7
vs. NMSU (10/3/09)	0	0	0	0.0
vs. BYU (10/17/09)	1	11	0	11.0
at CSU (10/24/09)	5	70	0	14.0
vs. UNM (10/31/09)	3	47	0	15.7
vs. TCU (11/7/09)	2	18	0	9.0
vs. WYO (11/14/09)	3	56	0	18.7
at UTAH (11/21/09)*	2	21	0	10.5

\* = Game started



### ▶ #27 WILLIE WATTERS

FB, 6-2, 225, Sr.-SQ,  
Englewood, Colo. (Palomar JC/Cherry Creek HS)

■ 2009: Starter at fullback after moving over from the defensive side of the ball ... Played in his first game of 2009 as a starter vs. New Mexico State ... First career catch was for a five-yard touchdown against the Aggies ... Starter for the second straight week vs. BYU ... A reserve at CSU and a starter the next week vs. UNM ... Started against TCU and was a reserve at Utah.

### ■ WATTERS' CAREER STATISTICS

Career Statistics	Receiving				
	G	No.	Yds.	TD	Avg.
2009	7	1	5	1	5.0
<u>Career/2009 Highs</u> : <u>Receptions</u> : 1 vs. NMSU (10/3/09); <u>Receiving Yards</u> : 5 vs. NMSU (10/3/09); <u>Long Reception</u> : 5 vs. NMSU (10/3/09); <u>Receiving TD</u> : 1 vs. NMSU (10/3/09).					



### ▶ #9 DREW WESTLING

QB, 6-2, 210, Sr.-1L,  
Mission Viejo, Calif. (Aliso Niguel High/Southwestern JC)

■ 2009: Is the Aztecs' back-up at quarterback ... Did not see any action in the first games of the season at UCLA or vs. Southern Utah ... Season debut against Idaho, engineering a second-quarter touchdown drive ... Completed four of his six pass attempts for 41 yards, including his first career TD pass on a eight-yard play to Roberto Wallace ... Played in SDSU's loss to TCU, completing 1 of 3 passes for 23 yards.

### ■ WESTLING'S CAREER STATISTICS

Career Statistics	G	Att.	Com.	INT	Yds.	TDs	Eff.	Tot. Off.
2008	4	56	27	2	206	0	71.97	180
2009	2	9	5	0	64	1	152.0	67
<b>Totals</b>	<b>6</b>	<b>65</b>	<b>32</b>	<b>2</b>	<b>270</b>	<b>1</b>	<b>83.1</b>	<b>247</b>

Career Highs: Attempts: 35 vs. Air Force (10/11/08); Completions: 18 vs. Air Force (10/11/08); Passing Yards: 128 vs. Air Force (10/11/08); Long Pass: 34 at TCU (10/4/08); Passing TD: 1 at Idaho (9/19/09).



### ▶ #90 B.J. WILLIAMS

DE, 6-3, 240, Jr.-2L,  
Aurora, Colo. (Eaglecrest HS)

■ 2009: Starter at defensive end in the first three games ... Recovered a fumble deep in SDSU territory in the first half against UCLA ... Four tackles with one sack in the win over Southern Utah ... Had four stops for the second game in a row at Idaho ... Three tackles, including one for a loss, at Air Force ... Season-best five stops with a sack in the win over New Mexico State ... Five tackles for the second game in a row vs. No. 18 BYU ... Three stops and a half tackle for loss at Colorado State ... Combined for a sack in the win vs. UNM ... Had two tackles against TCU and one versus Wyoming ... Started and had two stops at Utah.

### ■ WILLIAMS' CAREER STATISTICS

Career Statistics	G	UA-AT-TT	TFL-Yds.	Sacks	Int.	PBU	FF	FR
2007	12	20-25-45	3.0-13	1.5-17	0-0	1	0	0
2008	11	36-38-74	10.5-31	3.5-19	0-0	0	0	2-10
2009	11	19-12-31	4.5-18	2.5-15	0-0	0	0	1-0
<b>Totals</b>	<b>34</b>	<b>75-75-150</b>	<b>18.0-62</b>	<b>7.5-51</b>	<b>0-0</b>	<b>1</b>	<b>0</b>	<b>3-10</b>

Career Highs: Tackles: 11 at BYU (11/8/08); TFL: at BYU (11/8/08); Sack: 1.0 at BYU (11/8/08), TCU (10/4/08), at SJSU (9/13/08), at UNLV (11/10/07); PBU: 1 vs. PSU (9/22/07); FR: 1 at UCLA (9/5/09), at BYU (11/8/08), vs. Air Force (10/11/08).

2009 Highs: Tackles: 5 vs. BYU (10/17/09), vs. NMSU (10/3/09); TFLs: 1.0 vs. NMSU (10/3/09), at Air Force (9/26/09), vs. S. Utah (9/12/09); Sacks: 1.0 vs. NMSU (10/3/09), vs. S. Utah (9/12/09); FR: 1 at UCLA (9/5/09).

## > SDSU UPDATED PLAYER PROFILES

### ■ WILLIAMS 2009 GAME-BY-GAME

	G	UA-AT-TT	TFL-Yds.	Sacks	Int.	PBU	FF	FR
at UCLA (9/5/09)*	1	0-0-0	0-0	0-0	0-0	0	0	1-0
vs. SUU (9/12/09)*	1	3-1-4	1.0-5	1.0-5	0-0	0	0	0
at Idaho (9/19/09)*	1	2-2-4	0.5-1	0-0	0-0	0	0	0
at AFA (9/26/09)*	1	1-2-3	1.0-1	0-0	0-0	0	0	0
vs. NMSU (10/3/09)*	1	3-2-5	1.0-8	1.0-8	0-0	0	0	0
vs. BYU (10/17/09)*	1	4-1-5	0-0	0-0	0-0	0	0	0
at CSU (10/24/09)*	1	2-1-3	0.5-1	0-0	0-0	0	0	0
vs. UNM (10/31/09)*	1	0-2-2	0.5-2	0.5-2	0-0	0	0	0
vs. TCU (11/7/09)*	1	1-1-2	0-0	0-0	0-0	0	0	0
vs. WYO (11/14/09)*	1	1-0-1	0-0	0-0	0-0	0	0	0
at UTAH (11/21/09)*	1	2-0-2	0-0	0-0	0-0	0	0	0

\* = Game started



### ▶ #52 MARCUS YARBROUGH

LB, 6-2, 235, Jr.-2L,  
San Diego, Calif. (Eastlake HS)

■ 2009: Back-up at middle linebacker ... Had two solo efforts and one pass break-up at UCLA ... One stop vs. Southern Utah and one at Idaho ... Tallied a pair of assisted stops against Air Force and New Mexico State ... First career tackles for a loss against BYU, ending the afternoon with four stops overall ... Two solos and a quarterback

hurry at CSU ... Best game of the year vs. New Mexico, posting seven tackles with two for a loss of nine yards in the win ... Had four tackles, including three solos, against TCU ... Made five stops, with four solos, versus Wyoming ... Had a career and season-high 10 tackles (four solo) at Utah.

### ■ YARBROUGH'S CAREER STATISTICS

Career Statistics	G	UA-AT-TT	TFL-Yds.	Sacks	Int.	PBU	FF	FR
2007	11	4-5-9	0-0	0-0	0-0	0	0	0
2008	10	17-11-28	0-0	0-0	0-0	0	0	0
2009	11	24-16-40	3.0-12	0-0	0-0	1	0	0
<b>Totals</b>	<b>32</b>	<b>45-32-77</b>	<b>3.0-12</b>	<b>0-0</b>	<b>0-0</b>	<b>1</b>	<b>0</b>	<b>0</b>

**Career/2009 Highs:** Tackles: 10 at Utah (11/21/09); TFL: 2.0 vs. UNM (10/31/09); PBU: 1 at UCLA (9/5/09).



### ▶ #88 LANE YOSHIDA

PK, 5-10, 190, Sr.-1L,  
Pinole, Calif. (Pinole Valley HS/Reedley JC)

■ 2009: SDSU's starting place-kicker, who also does kick-offs ... Made both extra-point attempts against UCLA, but had his only field goal try blocked ... First field goal of the year vs. Southern Utah from 31 yards, but had his second attempt hit the upright ... Made two 40-plus yard field goals in the same outing for the first time in his career, kicking a 46-yarder and a 47-yarder at Idaho ... Missed on a 54-yard attempt at Air Force ... Was 2-for-3 against New Mexico State, attempting and converting his first two kicks of under 30 yards this season ... Did not try a field goal against BYU ... Missed a 32-yard field goal at CSU ... Was 2-for-2 in field goal attempts against TCU, connecting on a 45 and 48-yarder ... Was 2-for-3 in field goal attempts versus Wyoming with his makes coming from 29 and 40 yards ...

### ■ YOSHIDA'S CAREER STATISTICS

Career Stats	FGM-A	Pct.	01-19	20-29	30-39	40-49	50-99	Lg.	Blk.
2008	8-12	.667	0-0	1-2	4-5	3-4	0-1	49	1
2009	9-15	.600	1-1	2-3	1-4	5-6	0-1	48	2
<b>Totals</b>	<b>17-27</b>	<b>.630</b>	<b>1-1</b>	<b>3-5</b>	<b>5-9</b>	<b>8-10</b>	<b>0-2</b>	<b>49</b>	<b>3</b>

**Career Highs:** Field Goals: 2, five times; Long Field Goal: 49 at BYU (11/8/08)

**2009 Highs:** Field Goals: 2, three times; Long Field Goal: 48 vs. TCU (11/7/09)

## Alphabetical

No.	Name	Pos.
67	Aken-Moleta, Ikaika	OL
26	Andrews, Marcus	DB
44	Andrews, Rob	LB
49	Autele, J.J.	DL
54	Barksdale, Demetrius	LB
47	Berhe, Nat	DB
12	Bernards, Jake	QB
58	Brewer, Aaron	LS
30	Brown, Davon	RB
80	Brown, Vincent	WR
9	Burris, Miles	LB
32	Camarda, Vincent	DB
16	Clark, Ryne	QB
13	Davis, Brandon	DB
17	Deakin, Doug	WR
41	DeMartinis, Tony	TE
84	Denso, Dylan	WR
60	Draheim, Tommie	OL
46	Driver, Jacob	LB
24	Edwards, Kwincy	DB
68	Emberate, Nik	OL
88	Escobar, Gavin	TE
11	Fantroy, Martrell	DB
73	Farr, Kellen	OL
16	Finkel, Bryan	LB
63	Gibbs, Larry	DL
50	Gordert, Chris	DL
65	Gordon, Japheth	OL
75	Grassilli, Leo	OL
1	Gregorio, Andy	DB
21	Gregorio, Robert	WR
79	Gunther, Kurtis	OL
37	Harris, Vaness	LB
43	Heers, Brice	FB
5	Hemmings, Dey Juan	DB
6	Henderson, Atiyyah	RB
89	Hewitt, Hunter	TE
4	Horn, Romeo	DB
97	Ikonne, Eric	DL
50	Iosefa, Trask	OL
71	Johnson, Alec	OL
81	Jones, Marven	WR
20	Kawulok, Matthew	TE
31	Kazee, Walter	RB
31	Ketchum, Logan	LB
2	King, Preston	RB
11	Kohn, Brandon	WR
35	Laolagi, Luke	LB
99	Lawson, Ernie	DL
23	Lemon, Gabe	DB
30	Lewis, Darryn	DB
14	Lindley, Ryan	QB
38	Lockett, Colin	DB
94	Long, Jerome	DL
29	Mack, Derek	DB
74	Matamua, Mike	OL
2	Mauldin, Davion	DB
20	McFadden, Leon	DB
78	Milholland, Brian	OL
32	Miller, Anthony	RB
51	Miller, Jimmy	OL
34	Milling, Jerry	LB
21	Moore, Aaron	DB
48	Moses, Eron	DL
62	Nelson, Peter	OL

## Numerical

No.	Name	Pos.	Ht.	Wt.	Yr.	Exp.	Hometown (High School/College)
1	Andy Gregorio	DB	5-9	190	Jr.	SQ	Rolling Hills, Calif. (Palos Verdes High)
1	DeMarco Sampson	WR	6-2	210	Sr.	2L	Chula Vista, Calif. (Castle Park High)
2	Davion Mauldin	DB	5-10	165	Sr.	1L	Compton, Calif. (Cimarron-Memorial High/Cerritos CC)
2	Preston King	RB	5-10	175	Fr.	HS	Rancho Santa Margarita, Calif. (Tesoro High)
3	Mekell Wesley	WR	5-10	180	Sr.	3L	Chandler, Ariz. (Hamilton High)
4	Romeo Horn	DB	6-0	190	Jr.	2L	Fresno, Calif. (Edison High)
4	Dominique Sandifer	WR	6-0	180	Fr.	RS	Gardena, Calif. (Beverly Hills High)
5	Dey Juan Hemmings	DB	5-11	190	Jr.	2L	San Bernardino, Calif. (Rialto High)
6	Atiyyah Henderson	RB	5-9	185	Sr.	3L	Rockledge, Fla. (Rockledge High)
7	Larry Parker	DB	5-11	175	So.	TR	San Diego, Calif. (St. Augustine High/Grossmont JC)
7	Alston Umuolo	TE	6-4	245	Jr.	2L	Phoenix, Ariz. (Centennial High)
9	Miles Burris	LB	6-2	235	So.	1L	Granite Bay, Calif. (Granite Bay High)
9	Drew Westling	QB	6-2	210	Sr.	1L	Mission Viejo, Calif. (Aliso Niguel HS/Southwestern JC)
10	Josh O'Brien	DB	6-4	215	Jr.	SQ	Del Mar, Calif. (Santa Fe Christian High)
11	Martrell Fantroy	DB	6-1	215	Jr.	1L	Las Vegas, Nev. (Bishop Gorman High)
11	Brandon Kohn	WR	5-11	200	Sr.	SQ	Fairfield, Calif. (Fairfield High/Contra Costa College)
12	Jake Bernards	QB	6-5	200	Fr.	HS	Valencia, Calif. (West Ranch High)
12	Darryn Lewis	DB	5-9	155	Jr.	1L	Elk Grove, Calif. (Franklin High)
13	Brandon Davis	DB	6-2	185	So.	1L	Oakland, Calif. (Castlemont High)
14	Ryan Lindley	QB	6-3	205	So.	1L	Alpine, Calif. (El Capitan High)
14	Brian Stahovich	P/K	6-0	175	So.	1L	Solana Beach, Calif. (Cathedral Catholic High)
15	Jose Perez	DB	6-1	180	Jr.	1L	Oceanside, Calif. (Point Loma High)
16	Ryne Clark	QB	6-2	190	Fr.	HS	Palm Desert, Calif. (Palm Desert High)
16	Bryan Finkel	LB	6-2	220	Sr.	SQ	South Tahoe, Calif. (South Tahoe High/Linfield College)
17	Doug Deakin	WR	6-0	180	Jr.	SQ	Oak Park, Calif. (Oak Park High)
17	Josh Wade	DB	6-0	180	Fr.	RS	San Diego, Calif. (Point Loma High)
18	Roberto Wallace	WR	6-4	225	Sr.	2L	Oceanside, Calif. (Oceanside High)
19	Jon Toledo	WR	6-3	215	Sr.	2L	Encinitas, Calif. (La Costa Canyon High)
20	Matthew Kawulok	TE	6-2	235	Sr.	3L	Boulder, Colo. (Monarch High)
20	Leon McFadden	DB	5-10	165	Fr.	HS	Bellflower, Calif. (St. John Bosco High)
21	Robert Gregorio	RB	5-10	165	Fr.	RS	Rolling Hills, Calif. (Palos Verdes High)
21	Aaron Moore	DB	6-0	190	Sr.	3L	Tampa, Fla. (Jefferson High)
22	Andrew Preston	LB	6-1	215	Jr.	2L	Centennial, Colo. (Arapahoe High)
23	Gabe Lemon	DB	5-10	175	Fr.	HS	Orange, Calif. (Lutheran High)
23	Brandon Sullivan	RB	5-11	215	Jr.	2L	Poway, Calif. (Poway High)
24	Kwincy Edwards	DB	5-11	175	Sr.	1L	Palmdale, Calif. (Palmdale High)
26	Marcus Andrews	DB	6-0	175	Fr.	HS	Los Angeles, Calif. (Crenshaw High)
27	Eric Pinkins	DB	6-3	180	Fr.	HS	Sacramento, Calif. (Inderkum High)
27	Willie Watters	FB	6-2	225	Sr.	SQ	Englewood, Colo. (Cherry Creek High/Palomar JC)
29	Derek Mack	DB	5-7	155	Fr.	RS	Spring Valley, Calif. (Otay Ranch High)
29	Bryan Shields	K/P	6-1	190	Jr.	SQ	Bonita, Calif. (Bonita Vista High/Utah State)
30	Davon Brown	RB	5-9	180	Jr.	2L	Torrance, Calif. (South High)
31	Walter Kazee	RB	5-9	175	Fr.	HS	San Bernardino, Calif. (Cajon High)
31	Logan Ketchum	LB	6-3	215	So.	SQ	Oak Park, Calif. (Oak Park High)
32	Vincent Camarda	DB	6-2	195	So.	SQ	San Diego, Calif. (Cathedral Catholic High)
32	Anthony Miller	RB	6-0	220	Fr.	HS	Dallas, Texas (Carter High)
33	Colin Shumate	LB	6-2	220	Fr.	RS	Las Vegas, Nev. (Las Vegas High)
34	Jerry Milling	LB	5-10	215	Sr.	1L	Palmdale, Calif. (Palmdale High)
35	Luke Laolagi	LB	6-1	225	Sr.	3L	Reseda, Calif. (Birmingham High)
36	Nick Tenhaeff	LB	6-2	205	Fr.	HS	Atascadero, Calif. (Atascadero High)
36	Chad Young	FB	5-11	250	Fr.	HS	La Verne, Calif. (Glendora High)
37	Vaness Harris	LB	6-2	215	Fr.	HS	Los Angeles, Calif. (Dorsey High)
37	James Simon	RB	5-7	175	So.	SQ	San Diego, Calif. (University City High)
38	Colin Lockett	DB	6-0	165	Fr.	HS	Diamond Bar, Calif. (Diamond Bar High)
40	Zachary Shapiro	DL	6-2	230	Sr.	1L	Claremont, Calif. (Claremont High/Nevada)
41	Tony DeMartinis	TE	6-5	255	Sr.	3L	Sun Valley, Calif. (Notre Dame High)
42	Nick Sandford	DB	6-2	210	Sr.	3L	Orange, Calif. (El Modena High)
43	Brice Heers	FB	5-11	215	Fr.	HS	Encinitas, Calif. (Santa Fe Christian High)
43	Ross Williams	DB	6-3	195	Fr.	RS	Rancho Santa Margarita, Calif. (Mission Viejo High)
44	Rob Andrews	LB	6-2	225	Fr.	RS	Pleasanton, Calif. (Foothill High)
45	Khalid Stevens	DB	5-11	200	Fr.	HS	Pacific Palisades, Calif. (Palisades High)
46	Jacob Driver	LB	6-2	210	Fr.	HS	Carlsbad, Calif. (La Costa Canyon High)
47	Nat Berhe	DB	5-10	160	Fr.	HS	Colton, Calif. (Colton High)
47	Jacob Tauanuu	DL	6-1	240	Jr.	RS	San Diego, Calif. (Helix High/UAB)
48	Eron Moses	DL	6-4	235	So.	SQ	Yorba Linda, Calif. (Esperanza High)

## Numerical

No.	Name	Pos.	Ht.	Wt.	Yr.	Exp.	Hometown (High School/College)
49	J.J. Autele	DL	6-1	245	So.	SQ	Waipahu, Hawaii (Punahou High)
50	Chris Gordert	LB	6-0	225	Fr.	RS	Honolulu, Hawaii (Mira Mesa High (Calif.))
50	Trask Iosefa	OL	6-0	290	Jr.	2L	Ewa Beach, Hawaii (Punahou High)
51	Jimmy Miller	OL	6-3	290	Fr.	RS	Denver, Colo. (J.K. Mullen High)
51	Isaac Sensabaugh	LB	6-0	200	Fr.	RS	Long Beach, Calif. (Long Beach Poly High)
52	Marcus Yarbrough	LB	6-2	235	Jr.	2L	San Diego, Calif. (Eastlake High)
53	Emilio Rivera	OL	6-4	295	So.	1L	Sylmar, Calif. (Sylmar High)
54	Demetrius Barksdale	LB	6-3	210	So.	SQ	San Diego, Calif. (University City High)
55	Neil Spencer	DL	6-2	265	So.	1L	Las Vegas, Nev. (Cimmarron-Memorial High)
56	Jonathan Soto	DL	6-3	260	Sr.	3L	West Covina, Calif. (Bishop Amat High)
58	Aaron Brewer	LS	6-5	215	So.	1L	Fullerton, Calif. (Troy High)
59	Garrett Riggio	DL	6-4	240	Fr.	HS	San Fernando, Calif. (Notre Dame Prep High (Ariz.))
60	Tommie Draheim	OL	6-4	290	So.	SQ	Lakeside, Calif. (El Capitan High)
62	Peter Nelson	OL	6-5	295	Sr.	2L	St. Charles, Ill. (St. Charles North High)
63	Larry Gibbs	DL	6-0	230	So.	HS	Riverside, Calif. (Riverside Ramona High)
65	Japheth Gordon	OL	6-3	260	Fr.	HS	Canyon Country, Calif. (Canyon High)
67	Ikaika Aken-Moleta	OL	6-2	295	Sr.	1L	Kapolei, Hawaii (Kapolei High)
68	Nik Embernate	OL	6-4	290	Fr.	HS	Yucaipa, Calif. (Yucaipa High)
69	Erik Quinones	OL	6-3	290	Fr.	RS	Canyon Lake, Calif. (Temescal Canyon High)
71	Alec Johnson	OL	6-3	300	Fr.	RS	Denver, Colo. (J.K. Mullen High)
72	Tom Rische	OL	6-4	290	Jr.	SQ	Fresno, Calif. (Bullard High)
73	Kellen Farr	OL	6-7	300	So.	1L	Mesa, Ariz. (Red Mountain High)
74	Mike Matamua	OL	6-4	290	So.	SQ	Kapolei, Hawaii (Kapolei High)
75	Leo Grassilli	OL	6-3	290	So.	SQ	Woodbridge, Va. (Hylton High)
77	Damian Shankle	OL	6-2	295	Sr.	SQ	Laguna Niguel, Calif. (Aliso Niguel High/Saddleback College)
78	Brian Milholland	OL	6-6	300	Fr.	RS	San Diego, Calif. (Helix High)
79	Kurtis Gunther	OL	6-8	285	So.	1L	Camarillo, Calif. (Adolfo Camarillo High)
80	Vincent Brown	WR	6-0	180	Jr.	2L	Rancho Cucamonga, Calif. (Rancho Cucamonga High)
81	Marven Jones	WR	6-4	205	Fr.	HS	San Diego, Calif. (Kearny High)
83	Osmond Nicholas	WR	6-3	195	Fr.	HS	Oceanside, Calif. (Oceanside High)
84	Dylan Denso	WR	6-2	205	Fr.	HS	Dana Point, Calif. (Dana Hills High)
85	D.J. Shields	TE	6-4	240	Fr.	RS	Bonita, Calif. (Bonita Vista High)
86	Michael Vandenkolk	WR	6-0	185	Fr.	TR	Carlsbad, Calif. (Carlsbad High/Washington State)
87	Javier Nicholas	WR	6-0	190	So.	HS	Oceanside, Calif. (Oceanside High)
88	Gavin Escobar	TE	6-6	210	Fr.	HS	Rancho Santa Margarita, Calif. (Santa Margarita Catholic High)
88	Lane Yoshida	K	5-10	190	Sr.	1L	Pinole, Calif. (Pinole Valley HS/Reedley College)
89	Hunter Hewitt	TE	6-5	235	Fr.	RS	Lafayette, Calif. (Acalanes High)
90	B.J. Williams	DL	6-3	240	Jr.	2L	Aurora, Colo. (Eaglecrest High)
91	Frederick Trujillo	DL	6-1	220	Fr.	RS	Albuquerque, N.M. (Highland High)
94	Jerome Long	DL	6-5	265	So.	1L	Los Osos, Calif. (Morro Bay High)
95	Michael Snead	DL	6-4	250	So.	SQ	Oakland, Calif. (Skyline High)
96	Greg Scott	DL	6-2	265	Fr.	RS	Torrance, Calif. (Bishop Montgomery High)
97	Eric Ikonne	DL	6-0	250	Jr.	1L	Dallas, Texas (Newman Smith High)
99	Ernie Lawson	DL	6-3	270	Jr.	2L	Vallejo, Calif. (St. Patrick-St. Vincent High)

## Alphabetical

No.	Name	Pos.
87	Nicholas, Javier	WR
83	Nicholas, Osmond	WR
10	O'Brien, Josh	DB
7	♦ Parker, Larry	DB
15	Perez, Jose	DB
27	♦ Pinkins, Eric	DB
22	Preston, Andrew	LB
69	Quinones, Erik	OL
59	Riggio, Garrett	DL
72	Rische, Tom	OL
53	Rivera, Emilio	OL
1	♦ Sampson, DeMarco	WR
42	Sandford, Nick	DB
4	♦ Sandifer, Dominique	WR
96	Scott, Greg	DL
51	♦ Sensabaugh, Isaac	LB
77	Shankle, Damian	OL
40	Shapiro, Zachary	DL
29	♦ Shields, Bryan	K/P
85	Shields, D.J.	TE
33	Shumate, Colin	LB
37	♦ Simon, James	RB
95	Snead, Michael	DL
56	Soto, Jonathan	DL
55	Spencer, Neil	DL
14	♦ Stahovich, Brian	P/K
45	Stevens, Khalid	DB
23	Sullivan, Brandon	RB
47	Tauanuu, Jacob	DL
36	♦ Tenhaeff, Nick	LB
19	Toledo, Jon	WR
91	Trujillo, Frederick	DL
7	♦ Umuolo, Alston	TE
86	Vandenkolk, Michael	WR
17	♦ Wade, Josh	DB
18	Wallace, Roberto	WR
27	♦ Watters, Willie	FB
3	Wesley, Mekell	WR
9	♦ Westling, Drew	QB
90	Williams, B.J.	DL
43	♦ Williams, Ross	DB
52	Yarbrough, Marcus	LB
88	Yoshida, Lane	K
36	♦ Young, Chad	FB

♦ - Duplicate Number

## The Coaching Staff

**Brady Hoke** (Ball State '82) Head Coach/Defensive Line, 1st season; **Al Borges** (Chico State '81) Offensive Coordinator, 1st season; **Rocky Long** (New Mexico '74), Defensive Coordinator, 1st season; **Jeff Hecklinski** (Western Illinois '97) Assistant Head Coach/Running Backs/Recruiting Coordinator, 1st season; **Dan Ferrigno** (San Francisco State '75) Tight Ends/Special Teams, 1st season; **Darrell Funk** (Colorado State '88) Offensive Line, 1st season; **LeCharls McDaniel** (Cal Poly '81) Wide Receivers, 9th season; **Brian Sipe** (San Diego State) Quarterbacks, 1st season; **Mark Smith** (Purdue '79) Linebackers, 1st season; **Tony White** (UCLA '02) Cornerbacks, 1st season; **Bob Lopez** (Illinois State '77) Director of Football Operations, 2nd season.

## Pronunciation Guide

<b>Ikaika Aken-Moleta</b>	ee-KYE-kuh A-kin MOW-let-uh
<b>J.J. Autele</b>	all-tell-EE
<b>Nat Berhe</b>	nat bur-HEY
<b>Davon Brown</b>	duh-VAUGHN
<b>Vincent Camarda</b>	cuh-MARD-uh
<b>Doug Deakin</b>	DEE-kin
<b>Tony DeMartinis</b>	dee-mar-TEE-niss
<b>Tommie Draheim</b>	DRAY-hime
<b>Martrell Fantroy</b>	MAR-trell fant-ROY
<b>Chris Gordert</b>	GORE-derf
<b>Leo Grassilli</b>	gruh-SILL-ee
<b>Andy/Robert Gregorio</b>	greh-gore-EE-o

<b>Japheth Gordon</b>	JAW-phet (like prophet)
<b>Atiyah Henderson</b>	uh-TEE-uh
<b>Eric Ikonne</b>	eye-CON-ee
<b>Trask Iosefa</b>	ee-o-SEF-uh
<b>Matthew Kawulok</b>	kuh-WALL-uk
<b>Walter Kazee</b>	KAY-zee
<b>Luke Laolagi</b>	Lao (Like now)-long-EE
<b>Mike Matamua</b>	mah-tah-MOO-uh
<b>Davion Mauldin</b>	dave-EE-on
<b>Eron Moses</b>	Aaron
<b>Erik Quinones</b>	KEEN-own-is
<b>Tom Rische</b>	rish-EE

<b>DeMarco Sampson</b>	duh-mark-O
<b>Brian Stahovich</b>	stuh-HOV-itch
<b>Khalid Stevens</b>	kuh-LEAD
<b>Jacob Tauanuu</b>	TAU-ah-new-OO
<b>Nick Tenhaeff</b>	tin-OFF
<b>Alston Umuolo</b>	ALL-stun OO-moo-o-low
<b>Mekell Wesley</b>	MUH-kell
<b>Marcus Yarbrough</b>	yar-BRO

**The Automated ScoreBook**  
**San Diego State Game Results (as of Nov 21, 2009)**  
**All games**

Date	Opponent	Score	Overall Record	Conference Record	Time	Attend
Sep 05, 2009	at UCLA	14-33 L	0- 1- 0	0- 0- 0	3:08	55761
Sep 12, 2009	SOUTHERN UTAH	W 35-19	1- 1- 0	0- 0- 0	2:57	42137
Sep 19, 2009	at Idaho	20-34 L	1- 2- 0	0- 0- 0	3:11	10324
* Sep 26, 2009	at Air Force	14-26 L	1- 3- 0	0- 1- 0	2:58	35929
Oct 03, 2009	NEW MEXICO STATE	W 34-17	2- 3- 0	0- 1- 0	3:10	21184
* Oct 17, 2009	#18 BRIGHAM YOUNG	28-38 L	2- 4- 0	0- 2- 0	3:16	30258
* Oct 24, 2009	at Colorado State	W 42-28	3- 4- 0	1- 2- 0	3:00	20631
* Oct 31, 2009	NEW MEXICO	W 23-20	4- 4- 0	2- 2- 0	3:29	12647
* Nov 07, 2009	#6 TCU	12-55 L	4- 5- 0	2- 3- 0	3:00	21708
* Nov 14, 2009	WYOMING	27-30 L	4- 6- 0	2- 4- 0	2:57	18851
* Nov 21, 2009	at #23 UTAH	7-38 L	4- 7- 0	2- 5- 0	2:52	44991

\* indicates conference game

Opponent	Score	-----FIRST DOWNS-----				---RUSHING---		-----PASSING-----			--TOTAL OFFENSE--		Return Yards	Turn-Overs
		Total	Rush	Pass	Pen	Number-Yards	Comp-Att-Int	Yards	Plays-Yards					
UCLA.....	14-33	11/19	3/9	6/10	2/0	18-39 / 38-144	18-45- 3 / 20-31- 2	238/215	63-277 / 69-359	189/152	3/3			
SOUTHERN UTAH.....	35-19	22/19	7/5	14/9	1/5	37-149 / 29-114	20-30- 0 / 15-29- 3	287/165	67-436 / 58-279	127/130	2/3			
Idaho.....	20-34	20/21	4/7	15/11	1/3	23-55 / 41-147	25-41- 1 / 17-30- 0	241/232	64-296 / 71-379	150/182	2/0			
Air Force.....	14-26	16/12	2/10	14/2	0/0	25-39 / 58-243	25-41- 4 / 3- 7- 0	284/51	66-323 / 65-294	50/155	6/0			
NEW MEXICO STATE....	34-17	13/15	3/9	8/4	2/2	31-108 / 47-88	8-28- 1 / 15-26- 2	144/146	59-252 / 73-234	115/162	1/4			
BRIGHAM YOUNG.....	28-38	16/27	2/11	11/15	3/1	16-20 / 52-166	22-34- 1 / 27-39- 0	322/346	50-342 / 91-512	160/162	1/0			
Colorado State.....	42-28	25/20	5/8	19/9	1/3	32-72 / 28-151	29-43- 0 / 14-28- 2	459/205	75-531 / 56-356	89/141	0/2			
NEW MEXICO.....	23-20	18/25	4/9	13/14	1/2	29-50 / 37-109	22-38- 0 / 27-52- 0	253/277	67-303 / 89-386	100/100	1/0			
TCU.....	12-55	16/28	4/16	9/12	3/0	25-92 / 53-312	17-37- 2 / 14-20- 0	187/239	62-279 / 73-551	184/110	4/0			
WYOMING.....	27-30	21/20	7/10	12/10	2/0	32-157 / 47-200	18-29- 0 / 16-22- 0	200/246	61-357 / 69-446	180/175	1/1			
UTAH.....	7-38	16/22	5/13	10/7	1/2	29-55 / 42-189	17-37- 2 / 15-29- 0	207/202	66-262 / 71-391	87/128	2/0			
Totals.....	256-338	194/228	46/107	131/103	17/18	297-836 / 472-1863	221-403-14/183-313- 9	2822/2324	700-3658/ 785-4187	1431/1597	23/13			

Note: Game totals are displayed in the format TEAM/OPPONENT for each category

**The Automated ScoreBook**  
**San Diego State Overall Team Statistics (as of Nov 21, 2009)**  
**All games**

<b>Team Statistics</b>	<b>SDSU</b>	<b>OPP</b>
<b>SCORING</b>	256	338
Points Per Game	23.3	30.7
<b>FIRST DOWNS</b>	194	228
Rushing	46	107
Passing	131	103
Penalty	17	18
<b>RUSHING YARDAGE</b>	836	1863
Yards gained rushing	1028	2156
Yards lost rushing	192	293
Rushing Attempts	297	472
Average Per Rush	2.8	3.9
Average Per Game	76.0	169.4
TDs Rushing	7	21
<b>PASSING YARDAGE</b>	2822	2324
Comp-Att-Int	221-403-14	183-313-9
Average Per Pass	7.0	7.4
Average Per Catch	12.8	12.7
Average Per Game	256.5	211.3
TDs Passing	24	14
<b>TOTAL OFFENSE</b>	3658	4187
Total Plays	700	785
Average Per Play	5.2	5.3
Average Per Game	332.5	380.6
<b>KICK RETURNS: #-Yards</b>	57-1125	47-1167
<b>PUNT RETURNS: #-Yards</b>	12-105	26-200
<b>INT RETURNS: #-Yards</b>	9-122	14-183
<b>KICK RETURN AVERAGE</b>	19.7	24.8
<b>PUNT RETURN AVERAGE</b>	8.8	7.7
<b>INT RETURN AVERAGE</b>	13.6	13.1
<b>FUMBLES-LOST</b>	16-9	12-4
<b>PENALTIES-Yards</b>	58-493	67-583
Average Per Game	44.8	53.0
<b>PUNTS-Yards</b>	56-2463	44-1840
Average Per Punt	44.0	41.8
Net punt average	37.9	37.6
<b>TIME OF POSSESSION/Game</b>	27:37	32:23
<b>3RD-DOWN Conversions</b>	65/151	81/172
3rd-Down Pct	43%	47%
<b>4TH-DOWN Conversions</b>	4/8	6/18
4th-Down Pct	50%	33%
<b>SACKS BY-Yards</b>	17-113	13-118
<b>MISC YARDS</b>	0	108
<b>TOUCHDOWNS SCORED</b>	32	40
<b>FIELD GOALS-ATTEMPTS</b>	9-15	20-25
<b>ON-SIDE KICKS</b>	0-0	0-0
<b>RED-ZONE SCORES</b>	(26-34) 76%	(37-43) 86%
<b>RED-ZONE TOUCHDOWNS</b>	(21-34) 62%	(27-43) 63%
<b>PAT-ATTEMPTS</b>	(27-30) 90%	(38-40) 95%
<b>ATTENDANCE</b>	146785	167636
Games/Avg Per Game	6/24464	5/33527
Neutral Site Games		0/0

<b>Score by Quarters</b>	<b>1st</b>	<b>2nd</b>	<b>3rd</b>	<b>4th</b>	<b>OT</b>	<b>Total</b>
San Diego State	42	79	63	72	0	256
Opponents	95	107	68	68	0	338



**The Automated ScoreBook**  
**San Diego State Overall Individual Statistics (as of Nov 21, 2009)**  
**All games**

<b>Rushing</b>	<b>gp</b>	<b>att</b>	<b>gain</b>	<b>loss</b>	<b>net</b>	<b>avg</b>	<b>td</b>	<b>lg</b>	<b>avg/g</b>
SULLIVAN, Brand	9	144	579	30	549	3.8	3	28	61.0
KAZEE, Walter	10	71	271	6	265	3.7	2	26	26.5
MILLER, Anthony	6	35	97	16	81	2.3	1	29	13.5
BROWN, Davon	11	15	39	8	31	2.1	0	12	2.8
KING, Preston	10	5	12	2	10	2.0	0	6	1.0
BROWN, Vincent	7	3	12	2	10	3.3	0	7	1.4
WESLEY, Mekell	5	1	3	0	3	3.0	0	3	0.6
WESTLING, Drew	2	1	3	0	3	3.0	0	0	1.5
SAMPSON, DeMarc	11	4	10	12	-2	-0.5	0	8	-0.2
LINDLEY, Ryan	11	18	2	116	-114	-6.3	1	1	-10.4
Total	11	297	1028	192	836	2.8	7	29	76.0
Opponents	11	472	2156	293	1863	3.9	21	53	169.4

<b>Passing</b>	<b>gp</b>	<b>effic</b>	<b>comp-att-int</b>	<b>pct</b>	<b>yds</b>	<b>td</b>	<b>lg</b>	<b>avg/g</b>
LINDLEY, Ryan	11	124.11	214-392-14	54.6	2713	22	78	246.6
WESTLING, Drew	2	151.96	5-9-0	55.6	64	1	23	32.0
BROWN, Davon	11	606.40	1-1-0	100.0	21	1	21	1.9
UMUOLO, Alston	11	301.60	1-1-0	100.0	24	0	24	2.2
Total	11	126.36	221-403-14	54.8	2822	24	78	256.5
Opponents	11	129.85	183-313-9	58.5	2324	14	44	211.3

<b>Receiving</b>	<b>gp</b>	<b>no.</b>	<b>yds</b>	<b>avg</b>	<b>td</b>	<b>lg</b>	<b>avg/g</b>
SAMPSON, DeMarc	11	59	802	13.6	8	38	72.9
BROWN, Vincent	7	45	778	17.3	6	78	111.1
WALLACE, Robert	11	28	357	12.8	2	34	32.5
SANDIFER, Domin	9	22	246	11.2	2	33	27.3
UMUOLO, Alston	11	19	219	11.5	3	60	19.9
SULLIVAN, Brand	9	15	115	7.7	0	23	12.8
SHIELDS, D.J.	11	8	69	8.6	0	28	6.3
KAZEE, Walter	10	8	68	8.5	0	27	6.8
KAWULOK, Matthe	6	4	55	13.8	1	32	9.2
KING, Preston	10	4	44	11.0	1	24	4.4
WESLEY, Mekell	5	3	22	7.3	0	11	4.4
BROWN, Davon	11	2	12	6.0	0	9	1.1
MILLER, Anthony	6	2	7	3.5	0	8	1.2
TOLEDO, Jon	11	1	23	23.0	0	23	2.1
WATTERS, Willie	7	1	5	5.0	1	5	0.7
Total	11	221	2822	12.8	24	78	256.5
Opponents	11	183	2324	12.7	14	44	211.3

<b>Punt Returns</b>	<b>no.</b>	<b>yds</b>	<b>avg</b>	<b>td</b>	<b>lg</b>
KING, Preston	10	69	6.9	0	42
BROWN, Vincent	1	33	33.0	0	33
MAULDIN, Davion	1	3	3.0	0	3
Total	12	105	8.8	0	42
Opponents	26	200	7.7	0	20

<b>Interceptions</b>	<b>no.</b>	<b>yds</b>	<b>avg</b>	<b>td</b>	<b>lg</b>
SANDFORD, Nick	2	33	16.5	0	29
LAOLAGI, Luke	2	27	13.5	0	27
CAMARDA, Vincen	2	17	8.5	0	17
HEMMINGS, Dey J	1	6	6.0	0	6
MCFADDEN, Leon	1	39	39.0	0	39
MOORE, Aaron	1	0	0.0	0	0
Total	9	122	13.6	0	39
Opponents	14	183	13.1	3	74

<b>Kick Returns</b>	<b>no.</b>	<b>yds</b>	<b>avg</b>	<b>td</b>	<b>lg</b>
MAULDIN, Davion	24	528	22.0	0	39
BROWN, Vincent	11	220	20.0	0	28
BROWN, Davon	8	160	20.0	0	46
KAZEE, Walter	5	85	17.0	0	25
DAVIS, Brandon	3	53	17.7	0	20
WESLEY, Mekell	2	45	22.5	0	23
HEWITT, Hunter	1	10	10.0	0	0
SHAPIRO, Zachar	1	10	10.0	0	10
YARBROUGH, Marc	1	1	1.0	0	1
KING, Preston	1	13	13.0	0	13
Total	57	1125	19.7	0	46
Opponents	47	1167	24.8	0	65

<b>Fumble Returns</b>	<b>no.</b>	<b>yds</b>	<b>avg</b>	<b>td</b>	<b>lg</b>
PARKER, Larry	1	65	65.0	0	65
HEMMINGS, Dey J	1	14	14.0	1	14
Total	2	79	39.5	1	65
Opponents	1	47	47.0	2	47

**The Automated ScoreBook**  
**San Diego State Overall Individual Statistics (as of Nov 21, 2009)**  
**All games**

Scoring	td	fg	PAT				dpx	saf	pts
			kick	rush	rcv	pass			
YOSHIDA, Lane	-	9-15	27-30	-	-	-	-	54	
SAMPSON, DeMarc	8	-	-	-	-	-	-	48	
BROWN, Vincent	6	-	-	-	-	-	-	36	
UMUOLO, Alston	3	-	-	-	-	-	-	18	
SULLIVAN, Brand	3	-	-	-	-	-	-	18	
SANDIFER, Domin	2	-	-	-	1	-	-	14	
KAZEE, Walter	2	-	-	-	-	-	-	12	
WALLACE, Robert	2	-	-	-	-	-	-	12	
KAWULOK, Matthe	1	-	-	-	-	-	-	6	
HEMMINGS, Dey J	1	-	-	-	-	-	-	6	
WATTERS, Willie	1	-	-	-	-	-	-	6	
MILLER, Anthony	1	-	-	-	-	-	-	6	
TEAM	-	-	-	-	-	-	3	6	
LINDLEY, Ryan	1	-	-	-	-	1-1	-	6	
KING, Preston	1	-	-	-	-	-	-	6	
MCFADDEN, Leon	-	-	-	-	-	-	1	2	
Total	32	9-15	27-30	-	1	1-1	1	3	256
Opponents	40	20-25	38-40	-	-	-	-	-	338

Total Offense	g	plays	rush	pass	total	avg/g
LINDLEY, Ryan	11	410	-114	2713	2599	236.3
SULLIVAN, Brand	9	144	549	0	549	61.0
KAZEE, Walter	10	71	265	0	265	26.5
MILLER, Anthony	6	35	81	0	81	13.5
WESTLING, Drew	2	10	3	64	67	33.5
BROWN, Davon	11	16	31	21	52	4.7
UMUOLO, Alston	11	1	0	24	24	2.2
BROWN, Vincent	7	3	10	0	10	1.4
KING, Preston	10	5	10	0	10	1.0
WESLEY, Mekell	5	1	3	0	3	0.6
SAMPSON, DeMarc	11	4	-2	0	-2	-0.2
Total	11	700	836	2822	3658	332.5
Opponents	11	785	1863	2324	4187	380.6

Field Goals	fg	pct.	01-19	20-29	30-39	40-49	50-99	lg	blk
YOSHIDA, Lane	9-15	60.0	1-1	2-3	1-4	5-6	0-1	48	2

FG Sequence	San Diego State	Opponents
UCLA	35	(49),(50)
Southern Utah	(31),34	(28),(49)
Idaho	(47),(46)	(29),(40),20,42
Air Force	54	45,(21),(48),(20),(41),35
New Mexico State	47,(23),(18)	(34)
Brigham Young	-	(44)
Colorado State	32	-
New Mexico	-	(35),37,(45)
TCU	(45),(48)	(25),(48)
Wyoming	(29),(40),28	(27),(27),(43)
UTAH	-	(47)

Punting	no.	yds	avg	lg	tb	fc	i20	50+	blk
STACHOVICH, Bria	55	2425	44.1	67	7	12	10	16	0
TEAM	1	38	38.0	38	0	0	1	0	1
Total	56	2463	44.0	67	7	12	11	16	1
Opponents	44	1840	41.8	60	4	16	20	6	0

Kickoffs	no.	yds	avg	tb	ob	retn	net	ydln
YOSHIDA, Lane	49	3092	63.1	2	0			
SHIELDS, Bryan	2	99	49.5	0	0			
Total	51	3191	62.6	2	0	24.8	38.9	31
Opponents	69	4276	62.0	10	1	19.7	42.8	27

Numbers in (parentheses) indicate field goal was made.

**The Automated ScoreBook**  
**San Diego State Overall Individual Statistics (as of Nov 21, 2009)**  
**All games**

<b>All Purpose</b>	<b>g</b>	<b>rush</b>	<b>rcv</b>	<b>pr</b>	<b>kr</b>	<b>ir</b>	<b>total</b>	<b>avg/g</b>
BROWN, Vincen	7	10	778	33	220	0	1041	148.7
SAMPSON, De	11	-2	802	0	0	0	800	72.7
SULLIVAN, Bran	9	549	115	0	0	0	664	73.8
MAULDIN, Davi	8	0	0	3	528	0	531	66.4
KAZEE, Walter	10	265	68	0	85	0	418	41.8
WALLACE, Rob	11	0	357	0	0	0	357	32.5
SANDIFER, Do	9	0	246	0	0	0	246	27.3
UMUOLO, Alsto	11	0	219	0	0	0	219	19.9
BROWN, Davon	11	31	12	0	160	0	203	18.5
KING, Preston	10	10	44	69	13	0	136	13.6
MILLER, Anthon	6	81	7	0	0	0	88	14.7
WESLEY, Mekel	5	3	22	0	45	0	70	14.0
SHIELDS, D.J.	11	0	69	0	0	0	69	6.3
KAWULOK, Matt	6	0	55	0	0	0	55	9.2
DAVIS, Brandon	10	0	0	0	53	0	53	5.3
MCFADDEN, Le	11	0	0	0	0	39	39	3.5
SANDFORD, Ni	11	0	0	0	0	33	33	3.0
LAOLAGI, Luke	11	0	0	0	0	27	27	2.5
TOLEDO, Jon	11	0	23	0	0	0	23	2.1
CAMARDA, Vinc	11	0	0	0	0	17	17	1.5
SHAPIRO, Zach	11	0	0	0	10	0	10	0.9
HEWITT, Hunter	6	0	0	0	10	0	10	1.7
HEMMINGS, De	10	0	0	0	0	6	6	0.6
WATTERS, Willi	7	0	5	0	0	0	5	0.7
WESTLING, Dre	2	3	0	0	0	0	3	1.5
YARBROUGH,	11	0	0	0	1	0	1	0.1
LINDLEY, Ryan	11	-114	0	0	0	0	-114	-10.4
<b>Total</b>	<b>11</b>	<b>836</b>	<b>2822</b>	<b>105</b>	<b>1125</b>	<b>122</b>	<b>5010</b>	<b>455.5</b>
<b>Opponents</b>	<b>11</b>	<b>1863</b>	<b>2324</b>	<b>200</b>	<b>1167</b>	<b>183</b>	<b>5737</b>	<b>521.5</b>

**The Automated ScoreBook**  
**San Diego State Overall Defensive Statistics (as of Nov 21, 2009)**  
**All games**

##	Defensive Leaders	gp	Tackles			tfl/yds	Sacks	Pass defense			Fumbles		blkd	
			ua	a	tot		no-yds	int-yds	brup	qbh	rcv-yds	ff	kick	saf
34	MILLING, Jerry	11	40	29	69	6.5-18	0.5-4	.	.	1	.	.	.	.
9	BURRIS, Miles	11	29	23	52	6.0-14	1.5-9	.	.	.	.	.	.	.
42	SANDFORD, Nick	11	33	14	47	1.5-7	1.0-7	2-33	1	.	.	.	.	.
35	LAOLAGI, Luke	11	30	16	46	1.5-5	1.0-5	2-27	.	.	.	2	.	.
22	PRESTON, Andrew	11	28	17	45	4.0-19	1.0-10	.	3	.	.	.	.	.
52	YARBROUGH, Marc	11	24	16	40	3.0-12	.	.	1	1	.	.	.	.
24	EDWARDS, Kwincy	10	30	10	40	2.0-2	.	.	3	1	.	.	.	.
11	FANTROY, Martre	8	15	19	34	.	.	.	1	.	.	.	.	.
13	DAVIS, Brandon	10	26	6	32	2.0-13	1.0-8	.	3	.	.	1	.	.
90	WILLIAMS, B.J.	11	19	12	31	4.5-18	2.5-15	.	.	.	1-0	.	.	.
12	LEWIS, Darryn	11	23	7	30	.	.	.	3	.	.	.	.	.
5	HEMMINGS, Dey J	10	23	5	28	3.0-8	.	1-6	.	.	1-14	.	.	.
15	PEREZ, Jose	11	18	7	25	.	.	.	3	.	.	.	.	.
0A	MCFADDEN, Leon	11	17	8	25	1.0-5	1.0-5	1-39	.	.	.	.	2	.
47	TAUANUU, Jacob	11	17	5	22	5.0-16	2.0-13	.	2	.	.	1	.	.
99	LAWSON, Ernie	11	14	7	21	5.5-19	2.0-9	.	.	.	.	1	.	.
2	MAULDIN, Davion	8	15	6	21	1.0-4	.	.	3	.	.	.	.	.
94	LONG, Jerome	11	11	10	21	1.5-8	1.5-8	.	.	.	.	.	.	.
56	SOTO, Jonathan	10	11	9	20	2.0-11	1.0-9	.	.	.	.	.	.	.
7A	PARKER, Larry	11	10	9	19	.	.	.	1	.	1-65	.	.	.
2D	CAMARDA, Vincen	11	12	7	19	.	.	2-17	2	.	.	.	.	.
40	SHAPIRO, Zachar	11	8	10	18	3.0-16	1.0-11	.	.	.	.	.	.	.
31	KETCHUM, Logan	8	7	7	14	.	.	.	.	.	.	.	.	.
21	MOORE, Aaron	8	7	3	10	.	.	1-0	3	.	.	.	.	.
54	BARKSDALE, Deme	10	6	3	9	1.0-7	.	.	.	.	1-0	.	.	.
49	AUTELE, J.J.	10	6	3	9	1.0-4	.	.	.	.	.	.	.	.
7C	PINKINS, Eric	6	9	.	9	.	.	.	.	.	.	.	.	.
17	WADE, Josh	11	8	1	9	.	.	.	1	.	.	.	.	.
58	BREWER, Aaron	11	4	.	4	.	.	.	.	.	.	.	.	.
2A	KING, Preston	10	1	2	3	.	.	.	.	.	.	.	.	.
20	KAWULOK, Matthe	6	2	.	2	.	.	.	.	.	.	.	.	.
63	GIBBS, Larry	3	2	.	2	1.0-2	.	.	.	.	.	.	.	.
44	ANDREWS, Rob	4	1	1	2	.	.	.	.	.	.	.	.	.
88	YOSHIDA, Lane	11	2	.	2	.	.	.	.	.	.	.	.	.
80	BROWN, Vincent	7	2	.	2	.	.	.	.	.	.	.	.	.
TM	TEAM	4	1	.	1	1.0-2	.	.	.	.	.	.	.	3
18	WALLACE, Robert	11	1	.	1	.	.	.	.	.	.	.	.	.
7	UMUOLO, Alston	11	.	1	1	.	.	.	1	.	.	.	.	.
19	TOLEDO, Jon	11	.	1	1	.	.	.	.	.	.	.	.	.
16	FINKEL, Bryan	10	1	.	1	.	.	.	.	.	.	.	.	.
4B	STAHOVICH, Bria	11	1	.	1	.	.	.	.	.	.	.	.	.
Total		11	514	274	788	57-210	17-113	9-122	31	3	4-79	5	2	3
Opponents		11	421	209	630	47-181	13-118	14-183	41	9	9-47	9	6	.

**The Automated ScoreBook**  
**San Diego State Team Game-by-Game (as of Nov 21, 2009)**  
**All games**

**TEAM STATISTICS**

Date	Opponent	Rushing				Receiving				Passing				Kick Returns				Punt Returns				tot off
		no.	yds	td	lg	no.	yds	td	lg	cmp-att-int	yds	td	lg	no.	yds	td	lg	no.	yds	td	lg	
Sep 05	at UCLA	18	39	0	8	18	238	2	78	18-45-3	238	2	78	7	142	0	27	1	3	0	3	277
Sep 12	SOUTHERN UTAH	37	149	2	18	20	287	2	32	20-30-0	287	2	32	6	123	0	28	0	0	0	0	436
Sep 19	at Idaho	23	55	0	12	25	241	2	36	25-41-1	241	2	36	5	105	0	25	2	45	0	42	296
Sep 26	at Air Force	25	39	0	29	25	284	2	32	25-41-4	284	2	32	1	18	0	18	2	32	0	33	323
Oct 03	NEW MEXICO STATE	31	108	1	26	8	144	2	50	8-28-1	144	2	50	3	51	0	20	2	5	0	3	252
Oct 17	BRIGHAM YOUNG	16	20	1	12	22	322	3	45	22-34-1	322	3	45	6	160	0	31	0	0	0	0	342
Oct 24	at Colorado State	32	72	0	13	29	459	6	60	29-43-0	459	6	60	4	51	0	25	1	9	0	9	531
Oct 31	NEW MEXICO	29	50	0	12	22	253	3	30	22-38-0	253	3	30	5	89	0	24	1	11	0	11	303
Nov 07	TCU	25	92	0	15	17	187	1	30	17-37-2	187	1	30	10	184	0	26	0	0	0	0	279
Nov 14	WYOMING	32	157	3	28	18	200	0	28	18-29-0	200	0	28	6	115	0	46	0	0	0	0	357
Nov 21	at UTAH	29	55	0	17	17	207	1	36	17-37-2	207	1	36	4	87	0	28	3	0	0	0	262
Opponents		297	836	7	29	221	2822	24	78	221-403-14	2822	24	78	57	1125	0	46	12	105	0	42	3658
Opponents		472	1863	21	53	183	2324	14	44	183-313-9	2324	14	44	47	1167	0	65	26	200	0	20	4187

Games played: 11  
 Avg per rush: 2.8  
 Avg per catch: 12.8  
 Pass efficiency: 126.36  
 Kick ret avg: 19.7  
 Punt ret avg: 8.8  
 All purpose avg/game: 455.5  
 Total offense avg/gm: 332.5

Date	Opponent	Tackles				Sacks no-yds	Fumble		Pass Defense			Blkd kick	PAT Attempts				pts		
		ua	a	total	tfl-yds		ff	fr-yds	int-yds	qbh	brup		kick	rush	rcv	saf			
Sep 05	at UCLA	52	8	60	12.0-34	3.0-18	1	1-0	2-44	0	5	1	2-2	0	0	0	0	0	14
Sep 12	SOUTHERN UTAH	38	18	56	5.0-23	4.0-22	1	0-0	3-4	0	4	1	4-4	0	0	1	35		
Sep 19	at Idaho	31	36	67	4.0-16	1.0-9	0	0-0	0-0	2	2	0	2-2	0	0	0	20		
Sep 26	at Air Force	31	64	95	3.0-4	0.0-0	0	0-0	0-0	0	3	0	0-1	0	0	1	14		
Oct 03	NEW MEXICO STATE	55	22	77	6.0-38	3.0-27	1	2-14	2-45	0	0	0	4-4	0	0	0	34		
Oct 17	BRIGHAM YOUNG	65	26	91	4.0-10	0.0-0	0	0-0	0-0	0	4	0	4-4	0	0	0	28		
Oct 24	at Colorado State	31	22	53	5.0-17	2.0-14	1	0-0	2-29	1	1	0	4-5	0	1	0	42		
Oct 31	NEW MEXICO	60	8	68	8.0-35	2.0-14	0	0-0	0-0	0	7	0	3-3	0	0	1	23		
Nov 07	TCU	55	14	69	3.0-14	0.0-0	0	0-0	0-0	0	1	0	0-1	0	0	0	12		
Nov 14	WYOMING	61	8	69	4.0-13	2.0-9	1	1-65	0-0	0	2	0	3-3	0	0	0	27		
Nov 21	at UTAH	35	48	83	3.0-6	0.0-0	0	0-0	0-0	0	2	0	1-1	0	0	0	7		
Opponents		514	274	788	57.0-210	17.0-113	5	4-79	9-122	3	31	2	27-30	0	1	3	256		
Opponents		421	209	630	47.0-181	13.0-118	9	9-47	14-183	9	41	6	38-40	0	0	0	338		

Date	Opponent	Punting										Field Goals			Kickoffs				
		no.	yds	avg	long	blkd	tb	fc	50+	i20	md-att	long	blkd	no.	yds	avg	tb	ob	
Sep 05	at UCLA	8	358	44.8	51	0	1	2	1	1	0-1	0	1	3	161	53.7	0	0	
Sep 12	SOUTHERN UTAH	2	91	45.5	50	0	1	0	1	0	1-2	31	0	6	370	61.7	0	0	
Sep 19	at Idaho	3	139	46.3	51	0	1	1	1	1	2-2	47	0	5	322	64.4	0	0	
Sep 26	at Air Force	6	315	52.5	57	0	1	1	4	1	0-1	0	0	2	131	65.5	1	0	
Oct 03	NEW MEXICO STATE	6	269	44.8	50	0	0	3	1	0	2-3	23	0	7	439	62.7	0	0	
Oct 17	BRIGHAM YOUNG	4	189	47.2	50	0	0	0	2	1	0-0	0	0	5	319	63.8	0	0	
Oct 24	at Colorado State	3	105	35.0	54	0	1	0	1	0	0-1	0	0	7	464	66.3	1	0	
Oct 31	NEW MEXICO	8	338	42.2	59	1	0	3	2	6	0-0	0	0	4	249	62.2	0	0	
Nov 07	TCU	6	220	36.7	45	0	1	1	0	0	2-2	48	0	4	225	56.2	0	0	
Nov 14	WYOMING	2	63	31.5	37	0	0	0	0	0	2-3	40	1	6	385	64.2	0	0	
Nov 21	at UTAH	8	376	47.0	67	0	1	1	3	1	0-0	0	0	2	126	63.0	0	0	
Opponents		56	2463	44.0	67	1	7	12	16	11	9-15	48	2	51	3191	62.6	2	0	
Opponents		44	1840	41.8	60	0	4	16	6	20	20-25	50	0	69	4276	62.0	10	1	

**The Automated ScoreBook**  
**San Diego State Opponent Game-by-Game (as of Nov 21, 2009)**  
**All games**

**OPPONENT STATISTICS**

Date	Opponent	Rushing				Receiving				Passing				Kick Returns				Punt Returns				tot off
		no.	yds	td	lg	no.	yds	td	lg	cmp-att-int	yds	td	lg	no.	yds	td	lg	no.	yds	td	lg	
Sep 05	at UCLA	38	144	2	31	20	215	1	34	20-31-2	215	1	34	2	98	0	65	3	25	0	14	359
Sep 12	SOUTHERN UTAH	29	114	1	46	15	165	1	33	15-29-3	165	1	33	6	126	0	29	1	4	0	4	279
Sep 19	at Idaho	41	147	3	53	17	232	0	29	17-30-0	232	0	29	5	108	0	26	0	0	0	0	379
Sep 26	at Air Force	58	243	0	26	3	51	0	44	3-7-0	51	0	44	1	32	0	32	3	29	0	13	294
Oct 03	NEW MEXICO STATE	47	88	0	14	15	146	2	30	15-26-2	146	2	30	7	140	0	27	3	22	0	15	234
Oct 17	BRIGHAM YOUNG	52	166	2	20	27	346	3	40	27-39-0	346	3	40	5	124	0	37	3	38	0	17	512
Oct 24	at Colorado State	28	151	2	24	14	205	2	40	14-28-2	205	2	40	6	141	0	33	0	0	0	0	356
Oct 31	NEW MEXICO	37	109	1	14	27	277	1	31	27-52-0	277	1	31	4	101	0	34	2	-1	0	0	386
Nov 07	TCU	53	312	5	30	14	239	2	44	14-20-0	239	2	44	3	94	0	39	3	16	0	8	551
Nov 14	WYOMING	47	200	2	33	16	246	1	31	16-22-0	246	1	31	6	162	0	42	2	13	0	9	446
Nov 21	at UTAH	42	189	3	17	15	202	1	44	15-29-0	202	1	44	2	41	0	21	6	54	0	20	391
San Diego State		472	1863	21	53	183	2324	14	44	183-313-9	2324	14	44	47	1167	0	65	26	200	0	20	4187
San Diego State		297	836	7	29	221	2822	24	78	221-403-14	2822	24	78	57	1125	0	46	12	105	0	42	3658

Games played: 11  
 Avg per rush: 3.9  
 Avg per catch: 12.7  
 Pass efficiency: 129.85  
 Kick ret avg: 24.8  
 Punt ret avg: 7.7  
 All purpose avg/game: 521.5  
 Total offense avg/gm: 380.6

Date	Opponent	Tackles			fll-yds	Sacks		Fumble		Pass Defense			Blkd kick	PAT Attempts				pts
		ua	a	total		no-yds	ff	fr-yds	int-yds	qbh	brup	kick		rush	rcv	saf		
Sep 05	at UCLA	38	4	42	5.0-9	0.0-0	0	0-0	3-29	0	7	1	3-4	0	0	0	0	33
Sep 12	SOUTHERN UTAH	44	20	64	2.0-6	0.0-0	0	2-0	0-0	0	1	0	1-2	0	0	0	19	
Sep 19	at Idaho	31	30	61	5.0-19	1.0-10	1	1-0	1-74	8	1	0	4-4	0	0	0	34	
Sep 26	at Air Force	32	36	68	7.0-30	3.0-24	2	2-47	4-47	0	2	1	2-2	0	0	0	26	
Oct 03	NEW MEXICO STATE	36	7	43	2.0-12	1.0-9	1	0-0	1-0	0	6	0	2-2	0	0	0	17	
Oct 17	BRIGHAM YOUNG	36	2	38	2.0-11	1.0-10	0	0-0	1-0	0	4	0	5-5	0	0	0	38	
Oct 24	at Colorado State	35	46	81	7.0-27	1.0-12	1	0-0	0-0	1	6	1	4-4	0	0	0	28	
Oct 31	NEW MEXICO	47	6	53	7.0-33	3.0-26	1	1-0	0-0	0	2	1	2-2	0	0	0	20	
Nov 07	TCU	44	8	52	3.0-10	1.0-8	2	2-0	2-0	0	6	1	7-7	0	0	0	55	
Nov 14	WYOMING	45	14	59	1.0-1	0.0-0	0	1-0	0-0	0	2	1	3-3	0	0	0	30	
Nov 21	at UTAH	33	36	69	6.0-23	2.0-19	1	0-0	2-33	0	4	0	5-5	0	0	0	38	
San Diego State		421	209	630	47.0-181	13.0-118	9	9-47	14-183	9	41	6	38-40	0	0	0	338	
San Diego State		514	274	788	57.0-210	17.0-113	5	4-79	9-122	3	31	2	27-30	0	1	3	256	

Date	Opponent	Punting									Field Goals			Kickoffs				
		no.	yds	avg	long	blkd	tb	fc	50+	i20	md-att	long	blkd	no.	yds	avg	tb	ob
Sep 05	at UCLA	5	194	38.8	45	0	1	2	0	2	2-2	50	0	7	454	64.9	0	0
Sep 12	SOUTHERN UTAH	1	33	33.0	33	0	0	1	0	0	2-2	49	0	6	381	63.5	0	0
Sep 19	at Idaho	2	95	47.5	55	0	0	0	1	1	2-4	40	0	6	386	64.3	1	0
Sep 26	at Air Force	7	319	45.6	52	0	0	4	2	3	4-6	48	0	6	420	70.0	5	0
Oct 03	NEW MEXICO STATE	5	224	44.8	59	0	0	1	1	2	1-1	34	0	4	268	67.0	1	0
Oct 17	BRIGHAM YOUNG	2	65	32.5	37	0	0	0	0	1	1-1	44	0	6	408	68.0	0	0
Oct 24	at Colorado State	4	177	44.2	60	0	1	2	1	2	0-0	0	0	5	307	61.4	1	0
Oct 31	NEW MEXICO	5	212	42.4	60	0	2	1	1	0	2-3	45	0	6	299	49.8	0	1
Nov 07	TCU	4	124	31.0	37	0	0	2	0	4	2-2	48	0	10	620	62.0	0	0
Nov 14	WYOMING	3	134	44.7	48	0	0	1	0	3	3-3	43	0	7	322	46.0	0	0
Nov 21	at UTAH	6	263	43.8	47	0	0	2	0	2	1-1	47	0	6	411	68.5	2	0
San Diego State		44	1840	41.8	60	0	4	16	6	20	20-25	50	0	69	4276	62.0	10	1
San Diego State		56	2463	44.0	67	1	7	12	16	11	9-15	48	2	51	3191	62.6	2	0

**The Automated ScoreBook**  
**San Diego State Red-Zone Results (as of Nov 21, 2009)**  
**All games**

**San Diego State Inside Opponent Red-Zone**

Date	Opponent	Score	Times In RZ	Times Scored	Total Pts	TDs	Rush TDs	Pass TDs	FGs Made	Failed to score inside RZ						
										FGA	Down	Int	Fumb	Half	Game	
Sep 05, 2009	at UCLA	L 14-33	3	1	7	1	0	1	0	1	0	1	0	0	0	0
Sep 12, 2009	SOUTHERN UTAH	W 35-19	6	4	24	3	2	1	1	1	0	0	1	0	0	0
Sep 19, 2009	at Idaho	L 20-34	1	1	7	1	0	1	0	0	0	0	0	0	0	0
Sep 26, 2009	at Air Force	L 14-26	1	1	6	1	0	1	0	0	0	0	0	0	0	0
Oct 03, 2009	NEW MEXICO STATE	W 34-17	4	4	20	2	1	1	2	0	0	0	0	0	0	0
Oct 17, 2009	BRIGHAM YOUNG	L 28-38	5	4	28	4	1	3	0	0	0	1	0	0	0	0
Oct 24, 2009	at Colorado State	W 42-28	3	2	13	2	0	2	0	1	0	0	0	0	0	0
Oct 31, 2009	NEW MEXICO	W 23-20	3	3	21	3	0	3	0	0	0	0	0	0	0	0
Nov 07, 2009	TCU	L 12-55	0	0	0	0	0	0	0	0	0	0	0	0	0	0
Nov 14, 2009	WYOMING	L 27-30	6	5	27	3	3	0	2	1	0	0	0	0	0	0
Nov 21, 2009	at UTAH	L 7-38	2	1	7	1	0	1	0	0	1	0	0	0	0	0
Totals			34	26	160	21	7	14	5	4	1	2	1	0	0	0
26 of 34 (76.5%)																

**Opponents Inside San Diego State Red-Zone**

Date	Opponent	Score	Times In RZ	Times Scored	Total Pts	TDs	Rush TDs	Pass TDs	FGs Made	Failed to score inside RZ						
										FGA	Down	Int	Fumb	Half	Game	
Sep 05, 2009	at UCLA	L 14-33	3	2	14	2	1	1	0	0	0	0	1	0	0	0
Sep 12, 2009	SOUTHERN UTAH	W 35-19	5	4	19	2	1	1	2	0	1	0	0	0	0	0
Sep 19, 2009	at Idaho	L 20-34	4	3	17	2	2	0	1	1	0	0	0	0	0	0
Sep 26, 2009	at Air Force	L 14-26	3	2	6	0	0	0	2	1	0	0	0	0	0	0
Oct 03, 2009	NEW MEXICO STATE	W 34-17	3	3	17	2	0	2	1	0	0	0	0	0	0	0
Oct 17, 2009	BRIGHAM YOUNG	L 28-38	5	5	35	5	2	3	0	0	0	0	0	0	0	0
Oct 24, 2009	at Colorado State	W 42-28	2	2	14	2	2	0	0	0	0	0	0	0	0	0
Oct 31, 2009	NEW MEXICO	W 23-20	4	3	17	2	1	1	1	1	0	0	0	0	0	0
Nov 07, 2009	TCU	L 12-55	5	5	31	4	4	0	1	0	0	0	0	0	0	0
Nov 14, 2009	WYOMING	L 27-30	5	4	20	2	1	1	2	0	0	0	1	0	0	0
Nov 21, 2009	at UTAH	L 7-38	4	4	28	4	3	1	0	0	0	0	0	0	0	0
Totals			43	37	218	27	17	10	10	3	1	0	2	0	0	0
37 of 43 (86.0%)																







**The Automated ScoreBook**  
**San Diego State Rushing/Receiving Game-by-Game (as of Nov 21, 2009)**  
**All games**

<b>RUSHING</b>	<b>No-Yds/TD</b>	<b>UCLA</b>	<b>SUU</b>	<b>IDAHO</b>	<b>AF</b>	<b>NMSU</b>	<b>BYU</b>	<b>CSU</b>	<b>UNM</b>	<b>TCU</b>	<b>WYO</b>	<b>UTAH</b>
SULLIVAN, Brand RB	144-549/3	9-25/0	24-111/0	10-31/0	DNP	DNP	2-1/1	22-65/0	24-81/0	17-75/0	18-105/2	18-55/0
KAZEE, Walter RB	71-265/2	2-13/0	3-15/0	4-12/0	DNP	22-101/1	9-28/0	5-11/0	-	5-14/0	13-52/1	8-19/0
MILLER, Anthony RB	35-81/1	7-1/0	7-18/1	DNP	15-59/0	4-3/0	DNP	DNP	DNP	2-0/0	DNP	-
BROWN, Davon RB	15-31/0	-	-	8-22/0	2--1/0	1-3/0	-	3-7/0	-	-	1-0/0	-
KING, Preston	5-10/0	DNP	-	-	4-9/0	-	1-1/0	-	-	-	-	-
BROWN, Vincent WR	3-10/0	-	-	-	-	-	2-12/0	1--2/0	DNP	DNP	DNP	DNP
WESTLING, Drew QB	1-3/0	DNP	DNP	-	DNP	DNP	DNP	DNP	DNP	1-3/0	DNP	DNP
WESLEY, Mekell WR	1-3/0	-	1-3/0	-	-	DNP	DNP	DNP	DNP	-	DNP	DNP
SAMPSON, DeMarc WR	4--2/0	-	-	-	-	2-10/0	1--12/0	-	-	-	-	1-0/0
LINDLEY, Ryan QB	18--114/1	-	2-2/1	1--10/0	4--28/0	2--9/0	1--10/0	1--9/0	5--31/0	-	-	2--19/0

<b>RECEIVING</b>	<b>No-Yds/TD</b>	<b>UCLA</b>	<b>SUU</b>	<b>IDAHO</b>	<b>AF</b>	<b>NMSU</b>	<b>BYU</b>	<b>CSU</b>	<b>UNM</b>	<b>TCU</b>	<b>WYO</b>	<b>UTAH</b>
SAMPSON, DeMarc WR	59-802/8	4-39/0	5-64/0	4-36/0	2-32/0	2-34/0	5-77/2	15-257/3	7-56/2	6-81/1	5-50/0	4-76/0
BROWN, Vincent WR	45-778/6	5-139/1	6-142/1	13-143/1	10-123/2	3-84/1	8-147/0	-	DNP	DNP	DNP	DNP
WALLACE, Robert WR	28-357/2	3-29/0	3-42/1	3-34/1	3-29/0	-	1-11/0	5-70/0	3-47/0	2-18/0	3-56/0	2-21/0
SANDIFER, Domin WR	22-246/2	DNP	DNP	-	1-6/0	2-21/0	-	3-48/1	5-70/0	-	4-27/0	7-74/1
UMUOLO, Alston TE	19-219/3	2-14/0	1-14/0	2-14/0	3-20/0	-	2-18/1	1-60/1	4-38/1	2-23/0	-	2-18/0
SULLIVAN, Brand RB	15-115/0	1-4/0	3-19/0	1-9/0	DNP	DNP	1-7/0	2-3/0	1-23/0	1-10/0	4-24/0	1-16/0
SHIELDS, D.J. TE	8-69/0	-	-	-	1-3/0	-	2-5/0	-	1-9/0	2-9/0	2-43/0	-
KAZEE, Walter RB	8-68/0	2-9/0	1-7/0	-	DNP	-	2-33/0	1-9/0	-	1-8/0	-	1-2/0
KAWULOK, Matthe TE	4-55/1	1-4/1	-	1-2/0	2-49/0	DNP	-	DNP	DNP	DNP	DNP	-
KING, Preston	4-44/1	DNP	-	-	-	-	1-24/0	1-3/1	1-10/0	1-7/0	-	-
TOLEDO, Jon WR	1-23/0	-	-	-	-	-	-	-	-	1-23/0	-	-
WESLEY, Mekell WR	3-22/0	-	-	-	3-22/0	DNP	DNP	DNP	DNP	-	DNP	DNP
BROWN, Davon RB	2-12/0	-	-	1-3/0	-	-	-	1-9/0	-	-	-	-
MILLER, Anthony RB	2-7/0	-	1--1/0	DNP	-	-	DNP	DNP	DNP	1-8/0	DNP	-
WATTERS, Willie FB	1-5/1	DNP	DNP	DNP	DNP	1-5/1	-	-	-	-	-	-

**The Automated ScoreBook**  
**San Diego State Passing Game-by-Game (as of Nov 21, 2009)**  
**All games**

<b>#14 LINDLEY, Ryan</b>	<b>Comp</b>	<b>Att</b>	<b>Int</b>	<b>Pct</b>	<b>Yards</b>	<b>TD</b>	<b>Long</b>	<b>Sacked</b>	<b>Effic</b>
UCLA	18	45	3	40.0	238	2	78	0-0	85.76
Southern Utah	20	30	0	66.7	287	2	32	0-0	169.03
Idaho	21	35	1	60.0	200	1	36	1-10	111.71
Air Force	25	41	4	61.0	284	2	32	3-24	115.75
New Mexico State	7	27	1	25.9	123	1	50	1-9	69.01
Brigham Young	21	33	1	63.6	298	3	45	1-10	163.43
Colorado State	29	43	0	67.4	459	6	60	1-12	203.15
New Mexico	22	38	0	57.9	253	3	30	3-26	139.87
TCU	16	34	2	47.1	164	1	30	0-0	85.52
Wyoming	18	29	0	62.1	200	0	28	0-0	120.00
UTAH	17	37	2	45.9	207	1	36	2-19	91.05
<b>TOTALS</b>	<b>214</b>	<b>392</b>	<b>14</b>	<b>54.6</b>	<b>2713</b>	<b>22</b>	<b>78</b>	<b>12-110</b>	<b>124.11</b>

<b>#9A WESTLING, Drew</b>	<b>Comp</b>	<b>Att</b>	<b>Int</b>	<b>Pct</b>	<b>Yards</b>	<b>TD</b>	<b>Long</b>	<b>Sacked</b>	<b>Effic</b>
Idaho	4	6	0	66.7	41	1	19	0-0	179.07
TCU	1	3	0	33.3	23	0	23	1-8	97.73
<b>TOTALS</b>	<b>5</b>	<b>9</b>	<b>0</b>	<b>55.6</b>	<b>64</b>	<b>1</b>	<b>23</b>	<b>1-8</b>	<b>151.96</b>

<b>#7 UMUOLO, Alston</b>	<b>Comp</b>	<b>Att</b>	<b>Int</b>	<b>Pct</b>	<b>Yards</b>	<b>TD</b>	<b>Long</b>	<b>Sacked</b>	<b>Effic</b>
Brigham Young	1	1	0	100.0	24	0	24	0-0	301.60
<b>TOTALS</b>	<b>1</b>	<b>1</b>	<b>0</b>	<b>100.0</b>	<b>24</b>	<b>0</b>	<b>24</b>	<b>0-0</b>	<b>301.60</b>

<b>#30 BROWN, Davon</b>	<b>Comp</b>	<b>Att</b>	<b>Int</b>	<b>Pct</b>	<b>Yards</b>	<b>TD</b>	<b>Long</b>	<b>Sacked</b>	<b>Effic</b>
New Mexico State	1	1	0	100.0	21	1	21	0-0	606.40
<b>TOTALS</b>	<b>1</b>	<b>1</b>	<b>0</b>	<b>100.0</b>	<b>21</b>	<b>1</b>	<b>21</b>	<b>0-0</b>	<b>606.40</b>



**The Automated ScoreBook**  
**San Diego State Game Superlatives (as of Nov 21, 2009)**  
**All games**

**INDIVIDUAL GAME HIGHS**

Rushes	24	SULLIVAN, Brand vs Southern Utah (Sep 12, 2009)
	24	SULLIVAN, Brand vs New Mexico (Oct 31, 2009)
Yards Rushing	111	SULLIVAN, Brand vs Southern Utah (Sep 12, 2009)
TD Rushes	2	SULLIVAN, Brand vs Wyoming (Nov 14, 2009)
Long Rush	29	MILLER, Anthony at Air Force (Sep 26, 2009)
Pass attempts	45	LINDLEY, Ryan at UCLA (Sep 05, 2009)
Pass completions	29	LINDLEY, Ryan at Colorado State (Oct 24, 2009)
Yards Passing	459	LINDLEY, Ryan at Colorado State (Oct 24, 2009)
TD Passes	6	LINDLEY, Ryan at Colorado State (Oct 24, 2009)
Long Pass	78	LINDLEY, Ryan at UCLA (Sep 05, 2009)
Receptions	15	SAMPSON, DeMarc at Colorado State (Oct 24, 2009)
Yards Receiving	257	SAMPSON, DeMarc at Colorado State (Oct 24, 2009)
TD Receptions	3	SAMPSON, DeMarc at Colorado State (Oct 24, 2009)
Long Reception	78	BROWN, Vincent at UCLA (Sep 05, 2009)
Field Goals	2	YOSHIDA, Lane at Idaho (Sep 19, 2009)
	2	YOSHIDA, Lane vs New Mexico State (Oct 03, 2009)
	2	YOSHIDA, Lane vs TCU (Nov 07, 2009)
	2	YOSHIDA, Lane vs Wyoming (Nov 14, 2009)
Long Field Goal	48	YOSHIDA, Lane vs TCU (Nov 07, 2009)
Punts	8	STAHOVICH, Bria at UCLA (Sep 05, 2009)
	8	STAHOVICH, Bria at UTAH (Nov 21, 2009)
Punting Avg	52.5	STAHOVICH, Bria at Air Force (Sep 26, 2009)
Long Punt	67	STAHOVICH, Bria at UTAH (Nov 21, 2009)
Long Punt Return	42	KING, Preston at Idaho (Sep 19, 2009)
Long Kickoff Return	46	BROWN, Davon vs Wyoming (Nov 14, 2009)
Tackles	13	MILLING, Jerry vs Brigham Young (Oct 17, 2009)
Sacks	2.0	TAUANUU, Jacob vs Southern Utah (Sep 12, 2009)
Tackles For Loss	3.0	MILLING, Jerry at Idaho (Sep 19, 2009)
Interceptions	1	CAMARDA, Vincen at UCLA (Sep 05, 2009)
	1	LAOLAGI, Luke at UCLA (Sep 05, 2009)
	1	MOORE, Aaron vs Southern Utah (Sep 12, 2009)
	1	LAOLAGI, Luke vs Southern Utah (Sep 12, 2009)
	1	SANDFORD, Nick vs Southern Utah (Sep 12, 2009)
	1	MCFADDEN, Leon vs New Mexico State (Oct 03, 2009)
	1	HEMMINGS, Dey J vs New Mexico State (Oct 03, 2009)
	1	CAMARDA, Vincen at Colorado State (Oct 24, 2009)
	1	SANDFORD, Nick at Colorado State (Oct 24, 2009)

**The Automated ScoreBook**  
**San Diego State Game Superlatives (as of Nov 21, 2009)**  
**All games**

**TEAM GAME HIGHS**

Rushes	37	vs Southern Utah (Sep 12, 2009)
Yards Rushing	157	vs Wyoming (Nov 14, 2009)
Yards Per Rush	4.9	vs Wyoming (Nov 14, 2009)
TD Rushes	3	vs Wyoming (Nov 14, 2009)
Pass attempts	45	at UCLA (Sep 05, 2009)
Pass completions	29	at Colorado State (Oct 24, 2009)
Yards Passing	459	at Colorado State (Oct 24, 2009)
Yards Per Pass	10.7	at Colorado State (Oct 24, 2009)
TD Passes	6	at Colorado State (Oct 24, 2009)
Total Plays	75	at Colorado State (Oct 24, 2009)
Total Offense	531	at Colorado State (Oct 24, 2009)
Yards Per Play	7.1	at Colorado State (Oct 24, 2009)
Points	42	at Colorado State (Oct 24, 2009)
Sacks By	4	vs Southern Utah (Sep 12, 2009)
First Downs	25	at Colorado State (Oct 24, 2009)
Penalties	9	at Idaho (Sep 19, 2009)
Penalty Yards	85	at Idaho (Sep 19, 2009)
Turnovers	6	at Air Force (Sep 26, 2009)
Interceptions By	3	vs Southern Utah (Sep 12, 2009)

**The Automated ScoreBook**  
**San Diego State Game Superlatives (as of Nov 21, 2009)**  
**All games**

**OPPONENT INDIVIDUAL GAME HIGHS**

Rushes	31	Smith, Seth, vs New Mexico State (Oct 03, 2009)
Yards Rushing	130	MOSURE, John, at Colorado State (Oct 24, 2009)
TD Rushes	2	D. Woolridge, at Idaho (Sep 19, 2009)
	2	DALTON, Andy, vs TCU (Nov 07, 2009)
	2	WIDE, Eddie, at UTAH (Nov 21, 2009)
Long Rush	53	D. Woolridge, at Idaho (Sep 19, 2009)
Pass attempts	52	PORTERIE, Donovan, vs New Mexico (Oct 31, 2009)
Pass completions	27	HALL, Max, vs Brigham Young (Oct 17, 2009)
	27	PORTERIE, Donovan, vs New Mexico (Oct 31, 2009)
Yards Passing	346	HALL, Max, vs Brigham Young (Oct 17, 2009)
TD Passes	3	HALL, Max, vs Brigham Young (Oct 17, 2009)
Long Pass	44	DIETZ, Connor, at Air Force (Sep 26, 2009)
	44	DALTON, Andy, vs TCU (Nov 07, 2009)
	44	WYNN, Jordan, at UTAH (Nov 21, 2009)
Receptions	8	JONES, Daryl, vs New Mexico (Oct 31, 2009)
Yards Receiving	106	CHRISTIAN, Ryan, vs TCU (Nov 07, 2009)
TD Receptions	2	CHRISTIAN, Ryan, vs TCU (Nov 07, 2009)
Long Reception	44	WARZEKA, Jonath, at Air Force (Sep 26, 2009)
	44	CHRISTIAN, Ryan, vs TCU (Nov 07, 2009)
	44	REED, David, at UTAH (Nov 21, 2009)
	44	BROOKS, Jereme, at UTAH (Nov 21, 2009)
Field Goals	4	SODERBERG, Erik, at Air Force (Sep 26, 2009)
Long Field Goal	50	Forbath, Kai, at UCLA (Sep 05, 2009)
Punts	7	GEYER, Brandon, at Air Force (Sep 26, 2009)
Punting Avg	47.5	Bobby Cowan, at Idaho (Sep 19, 2009)
Long Punt	60	KONTODIAKOS, Pe, at Colorado State (Oct 24, 2009)
	60	MILLER, Adam, vs New Mexico (Oct 31, 2009)
Long Punt Return	20	SMITHSON, Shaky, at UTAH (Nov 21, 2009)
Long Kickoff Return	65	Austin, Terrenc, at UCLA (Sep 05, 2009)
Tackles	11	PRETLOW, Colin, vs Southern Utah (Sep 12, 2009)
	11	MESSINA, Carmen, vs New Mexico (Oct 31, 2009)
Sacks	1.0	Jonah Sataraka, at Idaho (Sep 19, 2009)
	1.0	MEANS, Alex, at Air Force (Sep 26, 2009)
	1.0	MORALES, Myles, at Air Force (Sep 26, 2009)
	1.0	Fils, Pierre, vs New Mexico State (Oct 03, 2009)
	1.0	JORGENSEN, Jan, vs Brigham Young (Oct 17, 2009)
	1.0	BRISCOE, Kendal, vs New Mexico (Oct 31, 2009)
	1.0	MESSINA, Carmen, vs New Mexico (Oct 31, 2009)
	1.0	RAINEY, Johnath, vs New Mexico (Oct 31, 2009)
	1.0	DANIELS, Wayne, vs TCU (Nov 07, 2009)
	1.0	SYLVESTER, Stev, at UTAH (Nov 21, 2009)
	1.0	COX, Christian, at UTAH (Nov 21, 2009)
Tackles For Loss	3.0	SISSON, Mychal, at Colorado State (Oct 24, 2009)
Interceptions	3	Moore, Rahim, at UCLA (Sep 05, 2009)

**The Automated ScoreBook**  
**San Diego State Game Superlatives (as of Nov 21, 2009)**  
**All games**

**OPPONENT TEAM GAME HIGHS**

Rushes	58	at Air Force (Sep 26, 2009)
Yards Rushing	312	vs TCU (Nov 07, 2009)
Yards Per Rush	5.9	vs TCU (Nov 07, 2009)
TD Rushes	5	vs TCU (Nov 07, 2009)
Pass attempts	52	vs New Mexico (Oct 31, 2009)
Pass completions	27	vs Brigham Young (Oct 17, 2009)
	27	vs New Mexico (Oct 31, 2009)
Yards Passing	346	vs Brigham Young (Oct 17, 2009)
Yards Per Pass	11.9	vs TCU (Nov 07, 2009)
TD Passes	3	vs Brigham Young (Oct 17, 2009)
Total Plays	91	vs Brigham Young (Oct 17, 2009)
Total Offense	551	vs TCU (Nov 07, 2009)
Yards Per Play	7.5	vs TCU (Nov 07, 2009)
Points	55	vs TCU (Nov 07, 2009)
Sacks By	3	at Air Force (Sep 26, 2009)
	3	vs New Mexico (Oct 31, 2009)
First Downs	28	vs TCU (Nov 07, 2009)
Penalties	9	at Air Force (Sep 26, 2009)
Penalty Yards	77	vs Brigham Young (Oct 17, 2009)
Turnovers	4	vs New Mexico State (Oct 03, 2009)
Interceptions By	4	at Air Force (Sep 26, 2009)



**The Automated ScoreBook**  
**San Diego State Individual Season/Career Statistics (as of Nov 21, 2009)**  
**All games**

SEASON

CAREER

<b>Rushing</b>	gp	att	gain	loss	net	avg	td	lg	avg/g	gp	att	gain	loss	net	avg	td	lg	avg/g
SULLIVAN, Brand	9	144	579	30	549	3.8	3	28	61.0	28	250	1018	64	954	3.8	6	28	34.1
KAZEE, Walter	10	71	271	6	265	3.7	2	26	26.5	10	71	271	6	265	3.7	2	26	26.5
MILLER, Anthony	6	35	97	16	81	2.3	1	29	13.5	6	35	97	16	81	2.3	1	29	13.5
BROWN, Davon	11	15	39	8	31	2.1	0	12	2.8	25	29	73	21	52	1.8	1	12	2.1
KING, Preston	10	5	12	2	10	2.0	0	6	1.0	10	5	12	2	10	2.0	0	6	1.0
BROWN, Vincent	7	3	12	2	10	3.3	0	7	1.4	31	6	49	2	47	7.8	0	25	1.5
WESLEY, Mekell	5	1	3	0	3	3.0	0	3	0.6	35	18	88	4	84	4.7	1	14	2.4
WESTLING, Drew	2	1	3	0	3	3.0	0	0	1.5	6	17	22	45	-23	-1.4	1	5	-3.8
SAMPSON, DeMarc	11	4	10	12	-2	-0.5	0	8	-0.2	34	4	10	12	-2	-0.5	0	8	-0.1
LINDLEY, Ryan	11	18	2	116	-114	-6.3	1	1	-10.4	22	49	50	226	-176	-3.6	2	15	-8.0
Total	11	297	1028	192	836	2.8	7	29	76.0									
Opponents	11	472	2156	293	1863	3.9	21	53	169.4									

<b>Passing</b>	gp	effic	comp-att-int	pct	yds	td	lg	avg/g	gp	effic	comp-att-int	pct	yds	td	lg	avg/g
LINDLEY, Ryan	11	124.11	214-392-14	54.6	2713	22	78	246.6	22	120.41	456-819-23	55.7	5366	38	78	243.9
WESTLING, Drew	2	151.96	5-9-0	55.6	64	1	23	32.0	6	83.05	32-65-2	49.2	270	1	34	45.0
BROWN, Davon	11	606.40	1-1-0	100.0	21	1	21	1.9	25	606.40	1-1-0	100.0	21	1	21	0.8
UMUOLO, Alston	11	301.60	1-1-0	100.0	24	0	24	2.2	32	231.87	2-3-0	66.7	59	0	35	1.8
Total	11	126.36	221-403-14	54.8	2822	24	78	256.5								
Opponents	11	129.85	183-313-9	58.5	2324	14	44	211.3								

<b>Receiving</b>	gp	no.	yds	avg	td	lg	avg/g	gp	no.	yds	avg	td	lg	avg/g
SAMPSON, DeMarc	11	59	802	13.6	8	38	72.9	34	76	973	12.8	10	38	28.6
BROWN, Vincent	7	45	778	17.3	6	78	111.1	31	140	1758	12.6	13	78	56.7
WALLACE, Robert	11	28	357	12.8	2	34	32.5	31	65	834	12.8	3	34	26.9
SANDIFER, Domin	9	22	246	11.2	2	33	27.3	9	22	246	11.2	2	33	27.3
UMUOLO, Alston	11	19	219	11.5	3	60	19.9	32	39	396	10.2	4	60	12.4
SULLIVAN, Brand	9	15	115	7.7	0	23	12.8	28	54	439	8.1	2	45	15.7
SHIELDS, D.J.	11	8	69	8.6	0	28	6.3	11	8	69	8.6	0	28	6.3
KAZEE, Walter	10	8	68	8.5	0	27	6.8	10	8	68	8.5	0	27	6.8
KAWULOK, Matthe	6	4	55	13.8	1	32	9.2	36	31	354	11.4	1	32	9.8
KING, Preston	10	4	44	11.0	1	24	4.4	10	4	44	11.0	1	24	4.4
WESLEY, Mekell	5	3	22	7.3	0	11	4.4	35	20	208	10.4	0	39	5.9
BROWN, Davon	11	2	12	6.0	0	9	1.1	25	3	48	16.0	0	36	1.9
MILLER, Anthony	6	2	7	3.5	0	8	1.2	6	2	7	3.5	0	8	1.2
TOLEDO, Jon	11	1	23	23.0	0	23	2.1	27	3	35	11.7	0	23	1.3
WATTERS, Willie	7	1	5	5.0	1	5	0.7	8	1	5	5.0	1	5	0.6
Total	11	221	2822	12.8	24	78	256.5							
Opponents	11	183	2324	12.7	14	44	211.3							

<b>Total Offense</b>	g	plays	rush	pass	total	avg/g	g	plays	rush	pass	total	avg/g
LINDLEY, Ryan	11	410	-114	2713	2599	236.3	22	868	-176	5366	5190	235.9
SULLIVAN, Brand	9	144	549	0	549	61.0	28	250	954	0	954	34.1
KAZEE, Walter	10	71	265	0	265	26.5	10	71	265	0	265	26.5
MILLER, Anthony	6	35	81	0	81	13.5	6	35	81	0	81	13.5
WESTLING, Drew	2	10	3	64	67	33.5	6	82	-23	270	247	41.2
BROWN, Davon	11	16	31	21	52	4.7	25	30	52	21	73	2.9
UMUOLO, Alston	11	1	0	24	24	2.2	32	3	10	59	69	2.2
KING, Preston	10	5	10	0	10	1.0	10	5	10	0	10	1.0
BROWN, Vincent	7	3	10	0	10	1.4	31	6	47	0	47	1.5
WESLEY, Mekell	5	1	3	0	3	0.6	35	18	84	0	84	2.4
SAMPSON, DeMarc	11	4	-2	0	-2	-0.2	34	4	-2	0	-2	-0.1
Total	11	700	836	2822	3658	332.5						
Opponents	11	785	1863	2324	4187	380.6						

**The Automated ScoreBook**  
**San Diego State Individual Season/Career Statistics (as of Nov 21, 2009)**  
**All games**

SEASON

CAREER

Scoring	SEASON		PAT			PAT			CAREER			PAT			pts			
	td	fg	kick	rush	rcv	pass	dxp	saf	pts	td	fg	kick	rush	rcv		pass	dxp	saf
YOSHIDA, Lane	-	9-15	27-30	-	-	-	-	-	54	-	17-27	54-59	-	-	-	-	-	105
SAMPSON, DeMarc	8	-	-	-	-	-	-	-	48	10	-	-	-	-	-	-	60	
BROWN, Vincent	6	-	-	-	-	-	-	-	36	13	-	-	-	-	-	-	78	
UMUOLO, Alston	3	-	-	-	-	-	-	-	18	5	-	-	-	-	-	-	30	
SULLIVAN, Brand	3	-	-	-	-	-	-	-	18	8	-	-	-	-	-	-	48	
SANDIFER, Domin	2	-	-	-	1	-	-	-	14	2	-	-	-	1	-	-	14	
WALLACE, Robert	2	-	-	-	-	-	-	-	12	3	-	-	-	-	-	-	18	
KAZEE, Walter	2	-	-	-	-	-	-	-	12	2	-	-	-	-	-	-	12	
HEMMINGS, Dey J	1	-	-	-	-	-	-	-	6	1	-	-	-	-	-	-	6	
WATTERS, Willie	1	-	-	-	-	-	-	-	6	1	-	-	-	-	-	-	6	
KAWULOK, Matthe	1	-	-	-	-	-	-	-	6	1	-	-	-	-	-	-	6	
KING, Preston	1	-	-	-	-	-	-	-	6	1	-	-	-	-	-	-	6	
TEAM	-	-	-	-	-	-	-	3	6	-	-	-	-	-	-	-	-	
MILLER, Anthony	1	-	-	-	-	-	-	-	6	1	-	-	-	-	-	-	6	
LINDLEY, Ryan	1	-	-	-	-	1-1	-	-	6	2	-	-	-	-	1-2	-	12	
MCFADDEN, Leon	-	-	-	-	-	-	1	-	2	-	-	-	-	-	-	1	2	
Total	32	9-15	27-30	-	1	1-1	1	3	256									
Opponents	40	20-25	38-40	-	-	-	-	-	338									

Punt Returns						Punt Returns					
no.	yds	avg	td	lg	pts	no.	yds	avg	td	lg	pts
KING, Preston	10	69	6.9	0	42	10	69	6.9	0	42	
BROWN, Vincent	1	33	33.0	0	33	3	46	15.3	0	33	
MAULDIN, Davion	1	3	3.0	0	3	10	15	1.5	0	10	
Total	12	105	8.8	0	42						
Opponents	26	200	7.7	0	20						

Kick Returns						Kick Returns					
no.	yds	avg	td	lg	pts	no.	yds	avg	td	lg	pts
MAULDIN, Davion	24	528	22.0	0	39	50	1116	22.3	1	93	
BROWN, Vincent	11	220	20.0	0	28	36	767	21.3	0	49	
BROWN, Davon	8	160	20.0	0	46	15	282	18.8	0	46	
KAZEE, Walter	5	85	17.0	0	25	5	85	17.0	0	25	
DAVIS, Brandon	3	53	17.7	0	20	3	53	17.7	0	20	
WESLEY, Mekell	2	45	22.5	0	23	48	1020	21.2	1	89	
KING, Preston	1	13	13.0	0	13	1	13	13.0	0	13	
HEWITT, Hunter	1	10	10.0	0	0	1	10	10.0	0	0	
SHAPIRO, Zachar	1	10	10.0	0	10	1	10	10.0	0	10	
YARBROUGH, Marc	1	1	1.0	0	1	1	1	1.0	0	1	
Total	57	1125	19.7	0	46						
Opponents	47	1167	24.8	0	65						

Interceptions						Interceptions					
no.	yds	avg	td	lg	pts	no.	yds	avg	td	lg	pts
LAOLAGI, Luke	2	27	13.5	0	27	3	30	10.0	0	27	
CAMARDA, Vincen	2	17	8.5	0	17	2	17	8.5	0	17	
SANDFORD, Nick	2	33	16.5	0	29	2	33	16.5	0	29	
MCFADDEN, Leon	1	39	39.0	0	39	1	39	39.0	0	39	
HEMMINGS, Dey J	1	6	6.0	0	6	1	6	6.0	0	6	
MOORE, Aaron	1	0	0.0	0	0	6	46	7.7	1	28	
Total	9	122	13.6	0	39						
Opponents	14	183	13.1	3	74						

Fumble Returns						Fumble Returns					
no.	yds	avg	td	lg	pts	no.	yds	avg	td	lg	pts
HEMMINGS, Dey J	1	14	14.0	1	14	1	14	14.0	1	14	
PARKER, Larry	1	65	65.0	0	65	1	65	65.0	0	65	
Total	2	79	39.5	1	65						
Opponents	1	47	47.0	2	47						

**The Automated ScoreBook**  
**San Diego State Individual Season/Career Statistics (as of Nov 21, 2009)**  
**All games**

All Purpose	SEASON								CAREER							
	g	rush	rcv	pr	kr	ir	total	avg/g	g	rush	rcv	pr	kr	ir	total	avg/g
BROWN, Vincent	7	10	778	33	220	0	1041	148.7	31	47	1758	46	767	0	2618	84.5
SAMPSON, DeM	11	-2	802	0	0	0	800	72.7	34	-2	973	2	110	0	1083	31.9
SULLIVAN, Bran	9	549	115	0	0	0	664	73.8	28	954	439	0	66	0	1459	52.1
MAULDIN, Davio	8	0	0	3	528	0	531	66.4	18	0	0	15	1116	0	1131	62.8
KAZEE, Walter	10	265	68	0	85	0	418	41.8	10	265	68	0	85	0	418	41.8
WALLACE, Robe	11	0	357	0	0	0	357	32.5	31	0	834	0	0	0	834	26.9
SANDIFER, Dom	9	0	246	0	0	0	246	27.3	9	0	246	0	0	0	246	27.3
UMUOLO, Alston	11	0	219	0	0	0	219	19.9	32	10	396	0	0	0	406	12.7
BROWN, Davon	11	31	12	0	160	0	203	18.5	25	52	48	0	282	0	382	15.3
KING, Preston	10	10	44	69	13	0	136	13.6	10	10	44	69	13	0	136	13.6
MILLER, Anthony	6	81	7	0	0	0	88	14.7	6	81	7	0	0	0	88	14.7
WESLEY, Mekell	5	3	22	0	45	0	70	14.0	35	84	208	136	1020	0	1448	41.4
SHIELDS, D.J.	11	0	69	0	0	0	69	6.3	11	0	69	0	0	0	69	6.3
KAWULOK, Matt	6	0	55	0	0	0	55	9.2	36	0	354	0	35	0	389	10.8
DAVIS, Brandon	10	0	0	0	53	0	53	5.3	21	5	0	0	53	0	58	2.8
MCFADDEN, Le	11	0	0	0	0	39	39	3.5	11	0	0	0	0	39	39	3.5
SANDFORD, Nic	11	0	0	0	0	33	33	3.0	38	0	0	0	0	33	33	0.9
LAOLAGI, Luke	11	0	0	0	0	27	27	2.5	45	0	0	0	0	30	30	0.7
TOLEDO, Jon	11	0	23	0	0	0	23	2.1	27	0	35	0	0	0	35	1.3
CAMARDA, Vinc	11	0	0	0	0	17	17	1.5	11	0	0	0	0	17	17	1.5
HEWITT, Hunter	6	0	0	0	10	0	10	1.7	6	0	0	0	10	0	10	1.7
SHAPIRO, Zach	11	0	0	0	10	0	10	0.9	19	0	0	0	10	0	10	0.5
HEMMINGS, Dey	10	0	0	0	0	6	6	0.6	34	0	0	0	0	6	6	0.2
WATTERS, Willi	7	0	5	0	0	0	5	0.7	8	0	5	0	0	0	5	0.6
WESTLING, Dre	2	3	0	0	0	0	3	1.5	6	-23	0	0	0	0	-23	-3.8
YARBROUGH, M	11	0	0	0	1	0	1	0.1	32	0	0	0	1	0	1	0.0
LINDLEY, Ryan	11	-114	0	0	0	0	-114	-10.4	22	-176	0	0	0	0	-176	-8.0
Total	11	836	2822	105	1125	122	5010	455.5								
Opponents	11	1863	2324	200	1167	183	5737	521.5								

Field Goals	att	good	long	blkd	att	good	long	blkd
YOSHIDA, Lane	15	9	48	2	27	17	49	3
Total	15	9	48	2				
Opponents	25	20	50	0				

Punting	no.	yds	avg	lg	blk	no.	yds	avg	lg	blk
STAHOVICH, Bria	55	2425	44.1	67	0	126	5232	41.5	67	1
TEAM	1	38	38.0	38	1					
Total	56	2463	44.0	67	1					
Opponents	44	1840	41.8	60	0					

Kickoffs	no.	yds	avg	tb	ob	no.	yds	avg	tb	ob
YOSHIDA, Lane	49	3092	63.1	2	0	99	6261	63.2	4	0
SHIELDS, Bryan	2	99	49.5	0	0	2	99	49.5	0	0
Total	51	3191	62.6	2	0					
Opponents	69	4276	62.0	10	1					

