



# SAN DIEGO STATE

## FOOTBALL GAME NOTES

### >> ELITE COMPANY

San Diego State is one of eight teams in the country to have a winning record and have every victory come by a double digit margin. Those eight teams are (listed alphabetically): Louisville, Marshall, Miami (Fla.), Rice, San Diego State, Temple, Utah State and Wisconsin.

4 STRAIGHT BOWL APPEARANCES >> 19 CONFERENCE TITLES >> 2013 FAMOUS IDAHO POTATO BOWL CHAMPIONS

## SAN DIEGO STATE (5-4/4-2 MW) at BOISE STATE (7-2/4-1 MW)

SATURDAY, NOV. 15, 2014 >> ALBERTSONS STADIUM (36,387) >> BOISE, IDAHO

TIME: 8:15 P.M. MT / 7:15 P.M. PT >> FORECAST: 19 DEGREES, CLEAR SKIES, WINDS 3 MPH NNW

### GAME NO. 10

BOISE STATE



@BroncoSports

SAN DIEGO STATE



@GoAztecs

### TEAM INFORMATION

**2014 Record:** 7-2  
**MW (Mtn.) Record:** 4-1/T-2  
**Ranking (AP/Co.):** nr/rv  
**Sagarin/FPI Rating:** 37/41

#### OFFENSE

**Points:** 37.7 (16)  
**Total Yards:** 521.1 (8)  
**Rushing Yds.:** 208.4 (32)  
**Passing Yds.:** 312.7 (14)

#### DEFENSE

**Points:** 29.9 (87)  
**Total Yards:** 390.0 (60)  
**Rushing Yds.:** 156.8 (61)  
**Passing Eff.:** 121.25 (46)

**2014 Record:** 5-3  
**MW (West) Record:** 3-2/T-1  
**Ranking (AP/Co.):** nr/nr  
**Sagarin/FPI Rating:** 92/86

#### OFFENSE

**Points:** 23.6 (98)  
**Total Yards:** 390.6 (70)  
**Rushing Yds.:** 209.4 (31)  
**Passing Yds.:** 181.1 (105)

#### DEFENSE

**Points:** 20.2 (18)  
**Total Yards:** 343.6 (28)  
**Rushing Yds.:** 144.1 (45)  
**Passing Eff.:** 114.40 (33)

### INDIVIDUAL LEADERS

#### PASSING

**No. 9 Grant Hendrick**  
211-of-294 (71.8 pct.), 2,608 yards, 16 TD, 11 int.

#### RUSHING

**No. 27 Jay Ajayi**  
231 car., 1,162 yards, 14 TD, 5.0 ypc, 129.1 ypg

#### RECEIVING

**No. 11 Shane Williams-Rhodes**  
56 rec., 485 yards, 6 TD, 8.7 ypc, 53.9 ryppg

#### DEFENSE

**No. 20 Tanner Vallejo**  
56 tackles (32 solo), 9.5 TFL, 1.5 sacks, PBU, 2 FR

**No. 36 Tyler Gray**

47 tackles (26 solo), 2 Int., 2 FF

#### PASSING

**No. 18 Quinn Kaehler**  
120-of-206 (58.3 pct.), 1,483 yards, 7 TD, 8 int.

#### RUSHING

**No. 19 Donnel Pumphrey**  
183 car., 1,216 yards, 13 TD, 6.6 ypc, 135.1 ypg

#### RECEIVING

**No. 81 Eric Judge**  
18 rec., 338 yards, 2 TD, 18.8 ypc, 42.2 ryppg

#### DEFENSE

**No. 48 Josh Gavert**  
60 tackles (32 solo), 3.5 TFL, sack, PBU, Int., FR

**No. 14 Trey Lomax**

53 tackles (34 solo), FR

### SERIES BREAKDOWN

**Overall:** San Diego State, 2-1  
**Last Meeting:** Nov. 23, 2013 - at SDSU 34, Boise State 31 (overtime)  
**Streak:** SDSU, 2

**In San Diego:** Tied, 1-1  
**In Boise:** SDSU, 1-0

**Long vs. Boise State:** 2-3  
**Harsin vs. SDSU:** 0-0

### Conference Title Implications for Both Divisions on the Line When Aztecs and Broncos Meet Saturday Night in Boise

- San Diego State, tied for the lead in the MW West Division, travels to face Boise State, one-half game back of the lead in MW Mountain Division, on Saturday night in Boise, Idaho. Kickoff is set for 8:15 p.m. MT (7:15 p.m. PT) on ESPNU, and The Mighty 1090 and The Max 105.7 FM.
- The teams are meeting for the fourth time overall and the fourth consecutive season. The Aztecs have won the last two encounters - 21-19 in Boise (2012) and 34-31 (overtime) in San Diego (2013).
- Since Boise State joined the FBS ranks in 1996, San Diego State is one of only three schools with an active win streak of at least two games against the Broncos (Washington State (4), SDSU (2) and Arkansas (2)).
- Since Boise State joined the Mountain West in 2011, the Broncos (23-5) and Aztecs (20-8) have the most victories in MW play.
- Both teams have impressive home winning streaks. Boise State has won 11 consecutive home games (5th-longest active streak) and SDSU has won six straight at home (T-14th longest active streak).
- Boise State has won 11 straight home games (all by double-digits) and is 17-1 at home since Nov. 26, 2011. The Broncos' only defeat in that span was to San Diego State (21-19) on Nov. 3, 2012.
- The Broncos are 52-2 (.963) at home since 2006 with SDSU (2012) and TCU (2011) as the only two teams to win there over that span.
- San Diego State has won 10 consecutive games played in the Mountain time zone. That is the longest active streak in the nation, one-game ahead of TCU (9). SDSU's last loss in the time zone came on Oct. 9, 2010, prior to Rocky Long becoming SDSU's head coach.
- Since Oct. 23, 2010, San Diego State has won 14 road games, tied with Oklahoma State, UCF and UCLA for 18th place nationally.
- SDSU is 2-0 at Albertsons Stadium under Rocky Long, defeating Boise State in 2012 and Buffalo in the 2013 Famous Idaho Potato Bowl.
- SDSU is 13-6 since Sept. 28, 2013, the 28th-best record in FBS.

### Aztecs' Prolific D to Get Test from Broncos' Explosive Offense

- Saturday's game features an SDSU defense ranked among the nation's elite in total defense (28th, 1st MW) and scoring defense (18th, 2nd MW) against a Boise State unit that is first in the conference in scoring offense (16th) and total offense (8th).
- San Diego State has limited three of its last four opponents to 21 points or less. The Aztecs have won eight straight games and are 14-1 in last 15 games in which the opponent has scored less than 24 points.
- Boise State has scored 203 points in its last four games (50.8 ppg) and is averaging 30.7 ppg for the season. SDSU has not allowed more than 31 points in 10 straight games.
- SDSU has held five consecutive opponents to less than 400 yards of total offense for the first time since the final five games of the 2012 campaign.

### MW Top 2 Rushers - Pumphrey and Ajayi on Display

- SDSU's (209.4 rushing ypg) run game is paced by sophomore running back Donnel Pumphrey (183 att., 1,216 yds., 13 TD), who is seventh nationally in rushing yards per game (135.1), 10th in rushing TDs (13) and 14th in rushing yards per carry (6.64).
- #PumphitUp needs just 32 yards to become the 13th player in school history with 2,000 career rushing yards. Entering this week, only 39 active players have reached the 2K plateau, including just four sophomores.
- In his last four games, the Doak Walker Award candidate has 84 carries, 655 yards, 7.98 yards per carry, four touchdowns, and a 163.8 ryppg.
- Boise State's (208.4 rushing ypg) run game paced by Jay Ajayi (231 att., 1,162 yds., 14 TD), who is 11th nationally in rushing yards per game (127.3) and sixth in rushing TDs (14).

### BROADCAST INFORMATION

#### >> TELEVISION

##### ESPNU

**Channels:** Cox 1322/322, TW 399, DIRECTV 208, AT&T U-verse 605, Dish 141

Dave Lamont (play-by-play)  
Dan Hawkins (analyst)  
Major Howe (producer)



► This marks the third time in the last 12 games SDSU has appeared on ESPNU.

#### >> RADIO

The Mighty 1090 / The Max 105.7 FM

Ted Leitner (play-by-play)  
Chris Elio (analyst)  
Jeff Lasky (sidelines)  
Lee Eichelberger (producer)



### THE COACHES

#### BRYAN HARSIN

**Alma Mater:** Boise State, 1999

**At Boise State:** First Season

7-2 (.778)

**As a Head Coach:** Second Season

14-7 (.667)

#### ROCKY LONG

**Alma Mater:** New Mexico, 1974

**At San Diego State:** Fourth Season

30-18 (.625)

**As a Head Coach:** 15th Season

95-87 (.522)

### 2014 SCHEDULE

Date	Opponent (TV)	Time/Result
A.30	Northern Arizona (CBSSN)	W, 38-7
S.6	at (21/23) North Carolina (ESPNews)	L, 27-31
S.20	at Oregon State (FOX Sports 1)	L, 7-28
S.27	UNLV* (ESPN3)	W, 34-17
O.3	at Fresno State* (CBSSN)	L, 13-24
O.10	at New Mexico* (ESPNU)	W, 24-14
O.18	Hawaii** (CBSSN)	W, 20-10
N.1	at Nevada* (CBSSN)	L, 14-30
N.8	Idaho (ROOT Sports)	W, 35-21
N.15	at Boise State* (ESPNU)	8:15 p.m. MT
N.21	Air Force* (CBSSN)	6:30 p.m. PT
N.29	San José State* (CBSSN)	12:30 p.m. PT

\* - Mountain West game.

### WHAT'S INSIDE

Media Opportunities / Weekly Schedule	2
Schedule / Results	3
General Notes	3-15
SDSU-Boise State Series	8-10
#PumphitUp	16
SDSU Athletic Department Notes	18
SDSU Football Program Notes	19
Mountain West / Opponent Standings	20
Head Coach Rocky Long	21
Coaching Staff	22
Roster	23-24
Depth Chart	25
Recaps	26-30
Player Profiles	31-70
Statistics	71-85
Last Time it Happened	86-88



# SAN DIEGO STATE MEDIA AVAILABILITY: BOISE STATE GAME

10	MON	11	TUE	12	WED	13	THU	14	FRI	15	SAT	16	SUN
<p>No practice. All SDSU student-athlete features should take place this day.</p> <p><b>Game Notes Available</b></p>		<p><b>FINAL MEDIA DAY FOR STUDENT-ATHLETES</b></p> <p><b>SDSU Media Luncheon</b> 12:15 - Food 12:30 p.m. - Coach Long 12:45 p.m. - Student-Athletes</p> <p><b>Closed Practice</b></p> <p><b>Live News Conference</b> <b>News Conference Video</b> <b>News Conference Quotes</b></p>		<p><b>FINAL MEDIA DAY FOR COACHES</b></p> <p><b>Closed Practice</b></p> <p><b>5:30 p.m. (approximate) - Post-practice availability</b> for Coach Long and assistants</p> <p><b>7 p.m. - Rocky Long Radio Show</b> live on The Mighty 1090.</p> <p><b>Broadcast Flip Card</b></p>		<p><b>Closed Practice</b></p> <p>No media availability.</p> <p><b>10:30 p.m. - Aztec Football with Rocky Long</b> TV show debuts on FOX Sports San Diego.</p>		<p><b>Closed Practice</b></p> <p>No media availability.</p>		<p>San Diego State at Boise State - 8:15 p.m. MT (7:15 p.m. PT) (ESPN)</p> <p><b>Postgame News Conference</b> - San Diego State locker room is closed. Coach Long and selected players will be available following a brief cooling off period. Contact SDSU media relations personnel for details.</p> <p><b>Live: Game</b> <b>Live: Stats</b> <b>Game Stats</b> <b>Postgame Notes</b> <b>Postgame Quotes</b> <b>News Conference Archive</b> <b>Highlights</b></p>		<p>Coach Long available briefly on Sunday evening for outlets that cover SDSU on a regular basis. Contact SDSU Media Relations office for details.</p>	

Items in red are sent out to the media distribution list and are available on that day at GoAztecs.com.

## SDSU MEDIA RELATIONS

Phone: (619) 594-5547

Fax: (619) 582-6541

### Overnight Address:

Aztec Athletics Center, Suite 3014  
5302 55th Street  
San Diego, CA 92182-4309

Website: GoAztecs.com

Public Twitter: GoAztecs

Twitter (Media): twitter.com/AztecsPR

**Mike May\*** | Asst. AD/Media Relations Director

Office: (619) 594-5547 Cell: (619) 957-8372

E-Mail: mmay@mail.sdsu.edu

**Jamie McConeghy\*** | Assistant Media Relations Director

Office: (619) 594-4348 Cell: (607) 435-5577

E-Mail: jmcconeg@mail.sdsu.edu

**Jim Solien^** | Assistant Media Relations Director

Office: (619) 594-2576 Cell: (619) 341-9082

E-Mail: jsolien@mail.sdsu.edu

**Dave Kuhn** | Assistant Media Relations Director

Office: (619) 594-5242

E-Mail: dkuhn@mail.sdsu.edu

**Darin Wong** | Assistant Media Relations Director

Office: (619) 594-5548

E-Mail: dwong@mail.sdsu.edu

**Victoria Valencia** | Administrative Assistant

Office: (619) 594-5547

E-Mail: vvalencia@mail.sdsu.edu

**Eric Harding** | Media Relations Assistant

Office: (619) 594-5549

E-Mail: eharding@mail.sdsu.edu

**Jason Bott** | Coordinator of Multimedia Productions

Office: (619) 594-2428

E-Mail: jbott@mail.sdsu.edu

\* primary football contacts; ^ secondary contact

## Practice

All practices are closed to both the public and the media with the lone exception being the first 20 minutes of Tuesday and Wednesday's workouts (media only). Members of the media planning to attend Tuesday or Wednesday's practice will need to call the media relations office to be placed on a list to gain access to the practice fields.

Post-practice interview requests should be submitted to the San Diego State media relations office no later than 10 a.m. on the day of the potential interview. Other interview requests must be made at least 24 hours in advance.

## SDSU Teleconference

The Mountain West is not hosting a weekly coaches teleconference this season.

Contact the media relations office for more info.

## Rocky Long Radio Show

Once again this season, the weekly Rocky Long Radio Show will air live from 7-8 p.m. PT on The Mighty 1090.

## Aztec Football with Rocky Long TV Show

San Diego State football head coach Rocky Long and FOX Sports San Diego have announced a coaches show for the upcoming 2014 season. *Aztec Football with Rocky Long* will air each Thursday following live programming on FOX Sports San Diego.

The weekly show will give unprecedented access to the SDSU program and Long, the Mountain West's all-time leader in vic-

tories and two-time MW Coach of the Year. *Aztec Football with Rocky Long*, which will be hosted by Kris Budden and feature former San Diego State quarterback Kevin O'Connell as the analyst, will consist of player and coach features, behind the scenes footage, X's and O's with Long, a preview of the upcoming game, a recap of the last game and much more.

## Video Footage at Road Games

Video highlights and interview footage will once again be available to the media for all of San Diego State's road games. For more information, contact coordinator of multimedia productions Jason Bott at (619) 594-2428 or via e-mail at jbott@mail.sdsu.edu.

## CollegePressBox.com

CollegePressBox.com is the official media website for Mountain West football. Access and download weekly game notes, quotes, statistics, media guide headshots, logos and more for the conference and each of its 10 member schools throughout the season. Login information will be distributed by the conference office to accredited media or you can apply for a password by sending an e-mail to password@collegepressbox.com.

**Quest for #Win20 is Still on Track**

The 2014 San Diego State football program is looking to claim the 20th conference title in school history. Currently, the Aztecs are tied with Nevada atop the Western Division of the Mountain West with a 3-2 record. Nevada plays at Air Force Saturday morning (11 a.m. PT). If the Falcons defeat the Wolf Pack, the Aztecs will regain control of their own destiny in the race to the Western Division title.

Following Saturday's game at Boise State, SDSU will end its season with a pair of conference home games against Air Force and San Jose State.

San Diego State's 19th conference title came in 2012, Rocky Long's first head coach with SDSU. That season, the Aztecs responded from a conference opening loss at Fresno State with seven consecutive victories to earn a share of the league title. It marked SDSU's first league title since 1998, which was the school's final season in the Western Athletic Conference.

Below is a look at the Western Division standings.

**Mountain West / West Division Standings**

Team	W	L	Division Wins	Week 12	Week 13	Week 14
+Nevada	3	2	SDSU, SJSU, UH	@Air Force	Fresno St.	@UNLV
San Diego State	3	2	Hawai'i, UNLV	@Boise	Air Force	SJSU
Fresno State	3	3	SDSU, SJSU	bye	@Nevada	Hawai'i
San Jose State	2	3	UNLV	Hawai'i	@Utah St.	@SDSU
Hawai'i	1	4	-	@SJSU	UNLV	@Fresno
UNLV	1	5	Fresno	@BYU	@Hawai'i	Nevada

+ - team currently controls its own destiny. *Italic indicates team has a bye or plays a non-conference game.*

**So Much Better**

San Diego State, which has advanced to a school-record four consecutive bowl games, has overcome significant injuries and a challenging schedule (road games at two Power 5 Conference schools and tied for the second fewest home games to date (4)) to show remarkable improvement in head coach Rocky Long's fourth season on The Mesa. The record may be similar to last season, but examples of the improvement are all around.

Many of the most dramatic statistical changes can be found in the right column, including the SDSU defense being ranked 18th in scoring defense (20.2 ppg) and 28th in total defense (343.6 yards).

Below is a look at point differential through nine games from the past few seasons. Through nine games, San Diego State has a scoring margin improvement of 64 points compared to last season despite owning the same record as a season ago. Last season through nine games, SDSU had four victories by seven points or less. This season, SDSU has zero, winning each game by at least a 10-point margin.

**San Diego State Year-By-Year Comparison**

Category	2013	2014
Record Through 9 Games	5-4	5-4
Through 9 Gms., Record In Gms. Decided By 7 Pts. Or Less	4-2	0-1
Scoring Margin	-34	+30
Number of Home Games Played	5	4
MW Record Through 9 Overall Games	4-1	3-2
MW Scoring Margin	+16	+10
Final Record	8-5	

**NATIONAL LEADERS**

■ Individual Rushing Yards Per Game / 2014 Season

Rk.	Player	G	Yds.	RYG
1.	Melvin Gordon, Wisconsin	9	1,501	166.8
2.	Tevin Coleman, Indiana	9	1,371	152.3
3.	Devon Johnson, Marshall	8	1,203	150.4
4.	James Conner, Pittsburgh*	9	1,342	149.1
5.	Javion Franklin, Western Michigan	9	1,330	147.8
6.	Ameer Abdullah, Nebraska	9	1,250	138.9
7.	Donnel Pumphrey, SDSU*	9	1,216	135.1
8.	Duke Johnson, Miami (Fla.)	9	1,213	134.8
9.	David Cobb, Minnesota	9	1,205	133.9
10.	Cameron Artis-Payne, Auburn	9	1,190	132.2

\* - indicates player is a sophomore

**IMPROVEMENT: 2014 vs. 2013**













■ San Diego State NCAA Rankings From 2014 & 2013

Offense Categories	2013 (Rk.)	2014 (Rk.)
Tackles For Loss Allowed	6.31 (76)	4.67 (23)
3rd Down Conversion	40.8 (57)	44.5 (29)
Rushing Offense	166.6 (68)	209.4 (31)
Fumbles Lost	16 (120)	6 (44)
Sacks Allowed	2.31 (82)	2.00 (57)

Defense Categories	2013 (Rk.)	2014 (Rk.)
Scoring Defense	31.7 (92)	20.2 (18)
Total Defense	386.2 (53)	343.6 (28)
Passes Intercepted	8 (98)	10 (29)
Passing Yards Allowed	254.8 (98)	199.4 (28)
Team Passing Eff. Defense	135.35 (86)	114.40 (33)
First Downs Allowed	266 (64)	171 (33)
Tackles For Loss	5.8 (71)	6.2 (54)

Other Categories	2013 (Rk.)	2014 (Rk.)
Punt Return Defense	7.92 (66)	5.92 (43)
Turnover Margin	-0.85 (117)	-0.33 (86)
Kick Return Defense	22.35 (86)	20.94 (70)
Fewest Penalties	88 (102)	58 (72)
Fewest Penalty Yards	768 (101)	541 (79)

**2014 SAN DIEGO STATE SCHEDULE / RESULTS**

Date	Opponent	Site	TV	Time/Result	Series	Note
Aug. 30	 NORTHERN ARIZONA Lumberjacks	San Diego, Calif. Qualcomm Stadium	CBSSN	W, 38-7	SDSU, 3-0	SDSU leads 24-0 at halftime, wins 1st opener since '11; Pumphrey: 19 att., 111 yds., 2 TD
Sept. 6	 at North Carolina Tar Heels	Chapel Hill, N.C. Kenan Stadium	ESPNews	L, 27-31	UNC, 2-0	SDSU outgains UNC, 509-394, but has 3 INTs; Pumphrey: 17 att., 100 yds, 2TD; Kaehler: 341 yds
Sept. 20	 at Oregon State Beavers	Corvallis, Ore. Reser Stadium	FOX Sports 1	L, 7-28	OSU, 3-2	OSU scores final 28 points, holds SDSU to just 215 total yards; Pumphrey: 103 AP yds
Sept. 27	 UNLV Rebels	San Diego, Calif. Qualcomm Stadium	ESPN3	W, 34-17	SDSU, 15-9	SDSU scores 21 in 2Q to lead 28-10, at half; Pumphrey: CH's of 22 att., 167 yds. & 4 TD
Oct. 3	 at Fresno State Bulldogs	Fresno, Calif. Bulldog Stadium	CBSSN	L, 13-24	SDSU, 27-23-4	SDSU down 4 w/ball in FS territory in 4Q Defense limits FSU to 315 yards; SH 9 TFL
Oct. 10	 at New Mexico Lobos	Albuquerque, N.M. University Stadium	ESPNU	W, 24-14	SDSU, 25-15	Rocky Long 3-0 as a HC vs. former team; Pumphrey: 20 att., 246 yds., 2 TDs
Oct. 18	 HAWAII Rainbow Warriors	San Diego, Calif. Qualcomm Stadium	CBSSN	W, 20-10	SDSU, 18-9-2	Aztecs rush for 283 yards (Pumphrey 182) Def. limits UH to 264 yards, forced 3 TO
Nov. 1	 at Nevada Wolf Pack	Reno, Nev. Mackey Stadium	CBSSN	L, 14-30	SDSU, 4-2	SDSU led 14-13 entering the 4th quarter Aztecs limit UN to 338 total yards
Nov. 8	 IDAHO Vandals	San Diego, Calif. Qualcomm Stadium	ROOT Sports/ FSSD	W, 35-21	SDSU, 3-2	Kaehler: 14-of-22, 249 yards, 3 TDs, 0 Int. SDSU outscores Idaho 21-7 after the half
Nov. 15	 at Boise State Broncos	Boise, Idaho Albertsons Stadium	ESPNU	8:15 p.m. MT	SDSU, 2-1	SDSU is first team to defeat BSU in two straight years since Wash. St. (2000-01)
Nov. 21	 AIR FORCE Falcons	San Diego, Calif. Qualcomm Stadium	CBSSN	6:30 p.m. PT	AFA, 19-13	Aztecs have won four straight in series and four of last five in San Diego
Nov. 29	 SAN JOSÉ STATE Spartans	San Diego, Calif. Qualcomm Stadium	CBSSN	12:30 p.m. PT	SJSU, 19-16-2	SDSU snaps three-game slide vs. SJSU in '13 after rallying with 22 pts in 4th qtr

**SDSU SERIES VS. BOISE STATE**

■ **The Series**

Series: San Diego State, 2-1  
 Home: 1-1, Away: 1-0  
 Qualcomm Stadium/Jack Murphy/SD: 1-1  
 MW Era: 2-1  
 Longest SDSU Win Streak: 2 (2012-current)  
 Longest BSU Win Streak: 1 (2011)

Date	Location (Opp. NR)	Score
<b>Mountain West Era</b>		
N.19.11	H - Qualcomm Stadium (10)	L 35-52
N.3.12	A - Bronco Stadium (19)	W 21-19
N.23.13	H - Qualcomm Stadium	W-ot 34-31
N.15.14	A - Albertsons Stadium	

■ **SDSU vs. Idaho Schools**

	W	L	T	Last Meeting
Boise State	2	1	0	W-ot, 34-31 (2013)
Idaho	3	2	0	W, 35-21 (2014)
Idaho State	1	0	0	W, 38-21 (2004)
<b>TOTALS</b>	<b>6</b>	<b>3</b>	<b>0</b>	

**CURRENT SDSU PLAYERS VS. BSU**

Rushing	Att.	Yds.	Avg.	TD
Donnel Pumphrey	12	24	2.0	0
Quinn Kaehler	5	-17	-3.6	0

Passing	A-C-I	Yds.	TD	Eff.
Quinn Kaehler	37-23-1	288	2	139.98

Receiving	No.	Yds.	Avg.	TD
Ezell Ruffin	4	59	14.8	0
Donnel Pumphrey	4	29	7.3	0
Adam Roberts	2	11	5.5	1

Kickoff Returns	No.	Yds.	Avg.	TD
Brandon Porter	1	6	6.0	0

Punt Returns	No.	Yds.	Avg.	TD
N/A				

Defense	S-A-T	Other
Jake Fely	8-2-10	1.0 TFL
Cody Galea	2-5-7	
Derek Largent	3-3-6	1.0 SCK, 1.0 TFL
Dontrell Onuoha	4-1-5	
Sam Meredith	3-1-4	
Jon Sanchez	1-3-4	
Pierre Romain	1-2-3	
Alex Barrett	2-0-2	2.0 TFL, 1.0 SCK
Damontae Kazee	2-0-2	1.0 TFL, 1 PBU
J.J. Whittaker	2-0-2	2 INT, 2 PBU
Stan Sedberry	1-1-2	
Robert Craighead	1-0-1	
Josh Gavert	1-0-1	
Seamus McMorrow	1-0-1	
Brandon Porter	1-0-1	
Adam Roberts	1-0-1	

Punting	No.	Yds.	Avg.	Long
Joel Alesi	7	252	37.4	50
Seamus McMorrow	3	151	50.3	52

Kicking	FG-FGA	Long	PAT-PATA
Seamus McMorrow	0-0	N/A	2-2

**Defensive Unit Operating in Rarefied Air**

Rocky Long predicted prior to the season that the defensive unit would improve as the year went on and that unit is proving him correct.

Last Saturday against Idaho, the Aztecs held the Vandals to 21 points and 186 passing yards, well below their season averages. It also marked the fifth consecutive game an Aztec opponent has failed to reach the 400-yard plateau and the ninth time in the last 10 games.

The previous week, the San Diego State defense limited Nevada's high-powered offense to 338 total yards, 76 yards below its season average entering the game. It was the lowest offensive output for the Wolf Pack in a conference home game since Nov. 25, 2006.

San Diego State leads the Mountain West in total defense (339.1) and is second in scoring defense (20.2). In addition, the Aztecs rank among the top 30 nationally in both categories (18th in scoring defense and 28th in total defense). Only 22 schools nationally rank among the top 30 in both categories.

Below is a game-by-game look at the accomplishments of the Aztec defense.

**Opponent Note**

NAU	Total offense 312 yds.; Season low for points (7), total offense, passing offense (188)
at UNC	Total offense 394 yds.; Since '12 only BC (2013), Va. Tech (2014) and SDSU have held UNC to < 400 yds. at home
at OSU	Total offense 372 yds.; Lowest output in a non-conference game since Texas in 2012 Alamo Bowl
UNLV	Scored 99 points in last four games (24.8), but only had 17 against SDSU
at Fresno St.	Total offense 315 yds.; Lowest offensive output in a home game since 2011
at UNM	Total offense 263 yds.; Lowest output since Sept. 15, 2012 (Texas Tech); Lowest conference output since 2011
Hawai'i	Total offense 264 yds; Only 6th time since '96 that UH had < 265 yds. offense, 3+ TOs and < 13 first downs
at Nevada	Limited the Wolf Pack to 338 yards of offense, fewest in a conference home game since 2006
Idaho	Held to 379 total yards & 186 passing yards; 1st time in 2014 held to < 400 total offense & < 200 passing offense

**Owning the Line of Scrimmage**

San Diego State has been sensational on the line of scrimmage this season. One tangible demonstration of the domination is how the Aztecs have been running the ball and defending the run this season.

SDSU is one of just 18 schools to rank among the top 45 in both rushing offense and rushing defense this season. The Aztecs are 31st in rushing offense at 209.4 yards per game and 45th in rushing defense, allowing 144.1 yards per contest.

Below is the list of teams that are among the top 45 in both categories, along with their record and Associated Press national ranking entering the week.

Air Force (7-2)	Alabama (8-1, No. 4)	Auburn (7-2, No. 9)
Baylor (8-1, No. 6)	Boston College (6-4)	Florida (5-3)
Miami (Fla.) (6-3)	Michigan State (7-2, No. 12)	Minnesota (7-2)
Mississippi State (9-0, No. 1)	Nebraska (8-1, No. 11)	Ohio State (8-1, No. 8)
Oklahoma (6-3)	Rice (6-3)	<b>San Diego State (5-4)</b>
TCU (8-1, No. 5)	Toledo (6-3)	Wisconsin (7-2, No. 22)

The 18 schools above have a combined record of 124-38 (76.5 percent) and nine of the 18 teams appear in this week's Associated Press Top 25 poll. SDSU, Air Force, Rice and Toledo are the only four teams in the top 40 of both stats not from a "Power 5" Conference.

**Making The Mountains Our Home**

Despite calling the Pacific time zone home, San Diego State has made a living out of winning in the Mountain time zone. The Aztecs carry a 10-game winning streak in games played in the time zone into Saturday's contest at Boise State. That is the longest active win streak in the nation.

The Aztecs have not dropped a game in the time zone since the Brady Hoke-led squad dropped a 24-21 decision to former Mountain West member Brigham Young on Oct. 9, 2010. Astute college football fans may remember that game for the nickname "Replaygate" that many dubbed that game following a controversial ruling of a fumble which was not overturned following a look at the replay.

Since that time, SDSU has won 10 straight contests in the time zone, including a perfect record of 8-0 since Rocky Long took over as head coach prior to the 2011 season.

**Longest Active Win Streaks In Mountain Time Zone**

Rk.	Team	Streak	Date Started	Next MTZ Game
1.	San Diego State	10	Oct. 23, 2010	at Boise State, Nov. 15, 2014
2.	TCU	9	Oct. 10, 2009	none in 2014
3.	Arizona State	7	Dec. 31, 2004	none in 2014
	Colorado State	5	Sept. 13, 2014	at Air Force, Nov. 28, 2014

Here is a look at the current 10-game winning streak in the Mountain time zone for the Aztecs. Of the 10 victories, eight have occurred in conference play and another was the 2013 Famous Idaho Potato Bowl game played in Boise.

**Longest Active Win Streaks In Mountain Time Zone**

Date	Opponent	Score	Game Time Temp.
O.23.10	at New Mexico*	W, 30-20	58
O.30.10	at Wyoming*	W, 48-38	56
O.13.11	at Air Force*	W, 41-27	64
N.12.11	at Colorado State*	W, 18-15	58
N.3.12	at Boise State*	W, 21-19	56
N.24.12	at Wyoming*	W, 42-28	51
S.28.13	at New Mexico State	W, 26-16	73
O.10.13	at Air Force*	W, 27-20	50
D.21.13	vs. Buffalo (Boise, Idaho)	W, 49-24	30
O.10.14	at New Mexico*	W, 24-14	58

\* - indicates Mountain West game. + - indicates 2013 Famous Idaho Potato Bowl (Boise, Idaho).

**Securing Victory Early**

Last season, San Diego State tied an FBS record by playing four overtime games and winning three times in the extra session. This season, SDSU has not needed the extra period and has left little to chance. In its five victories, SDSU has won each contest by double digits, including this past Saturday when the Aztecs defeated Idaho, 35-21.

By winning each game by at least 10 points, San Diego State is in pretty select company. San Diego State is one of eight schools in the country to own a winning record, with every victory coming by double figures. That list is Louisville, Marshall, Miami (Fla.), Rice, San Diego State, Temple, Utah State and Wisconsin.

**Injury Update**

San Diego State is expected to play Saturday with the services of four student-athletes who have either missed time recently or played at less than 100 percent due to injury.

- **WR Ezell Ruffin** - *The Significance:* Last season had the most receiving yards (1,136) by an Aztec non senior in the Mountain West era (since 1999). He is, by far, the most experienced wide receiver on the team. *The Injury:* Broken collarbone in the third quarter at North Carolina on Sept. 6, and had surgery on Sept. 8. *The Prognosis:* Saw his first action against Nevada after missing five consecutive games (hurt in the contest at North Carolina on Sept. 6). He caught three passes for 21 yards in the game at Nevada and followed that up with a team-high tying four catches for 86 yards a touchdown last Saturday against Idaho.
- **LB Jake Fely** - *The Significance:* Potential candidate for Mountain West Defensive Player of the Year, is a two-time MW defensive player of the week recipient. He is the only Rocky Long coached player in the last four seasons to record two forced fumbles, two fumble recoveries, 10 tackles for loss and 90 total tackles in a single season. *The Injury:* Had surgery on his neck in August. *The Prognosis:* Had not played a down entering the Nevada game. Played 26 snaps against the Wolf Pack and was very active, tying for team-high honors with six tackles. Last Saturday he only saw action in the first half, but recorded four tackles, a tackle for loss and broke up a pass.
- **LB Derek Largent** - *The Significance:* Rocky Long has referred to Largent as the biggest, strongest and fastest linebacker SDSU currently has. In 2012, he joined Kirk Morrison and J.J. Whittaker as one of three Aztec defensive players to earn all-conference accolades in his first season in the program. *The Injury:* Went to the hospital at 4 a.m. PT on Sept. 27 and had his appendix removed later in the day. *The Prognosis:* Saw limited action against Hawai'i but was on the field for 31 snaps at Nevada and contributing with four tackles. Last week against Idaho he had four tackles as well.
- **QB Quinn Kaehler** - *The Significance:* Started 15 straight games at QB and led the NCAA last season with six fourth quarter/overtime come-from-behind scoring drives until he missed the game at Fresno State on Oct. 3. He was the only eligible Aztec quarterback to throw a pass in a game prior to that week. *The Injury:* Suffered an AC joint sprain late in the Sept. 27 victory over UNLV. *The Prognosis:* Missed one game (at Fresno State), played one half of one game in which he threw three passes (at New Mexico) and played less than 100 percent against Hawai'i. He completed his first five passes of the game at Nevada, finishing 21-of-36 for 189 yards and a touchdown. Posted the best game of his career last week against Idaho, going 14-of-22, for 249 yards, a career-high tying three touchdowns and no interceptions. His passing efficiency rating was a career-best 203.71.

**Bullet Notes - Offense**

- **Bob Toledo** is in his second season as offensive coordinator at San Diego State. He has 39 years of coaching experience, including 18 as a head coach and 16 as an offensive coordinator.
- San Diego State suffered through some significant injuries on offense this season. Senior wide receiver **Ezell Ruffin**, a preseason member of the Biletnikoff Award Watch List, broke his collarbone in the second quarter of SDSU's second game of the season at North Carolina. He had surgery the following Monday (Sept. 8) and returned to play two weeks ago at Nevada. Senior quarterback **Quinn Kaehler** is less than 100 percent after suffering an AC joint sprain against UNLV. He missed all of the game at Fresno State (an SDSU loss) and the first half of the game at New Mexico. He is playing at less than 100 percent.
- Although the Aztecs rank 70th in total offense per game (390.6), a truer measure of the unit's efficiency can be found by looking at total offense produced per play. SDSU averages 7.4 scrimmage yards per play to rank 37th nationally.
- The Aztecs are 5-1 this year and 29-8 in the Rocky Long era when scoring just 20 or more points.
- SDSU finished +1 in the turnover category vs. Idaho and has now won 11 consecutive games and 15 of the last 16 when having

**BOISE ST. SCHEDULE (7-2, 4-1 MW)**

Aug. 28	vs. Mississippi	L, 13-35
Sept. 6	Colorado State*	W, 37-24
Sept. 13	at Connecticut	W, 38-31
Sept. 20	Louisiana	W, 34-9
Sept. 27	at Air Force*	L, 14-28
Oct. 4	at Nevada*	W, 51-46
Oct. 17	Fresno State*	W, 37-27
Oct. 24	Brigham Young	W, 55-30
Nov. 8	at New Mexico*	W, 60-49
<b>Nov. 15</b>	<b>San Diego State*</b>	<b>8:15 p.m. MT</b>
Nov. 22	at Wyoming*	TBA
Nov. 29	Utah State*	TBA

**TEAM COMPARISON (2014)**

(National rankings in parentheses) (as of Nov. 9)

Category	San Diego State	Boise State
Record	5-4	7-2
Conference	3-2	4-1
Scoring Offense	23.56 (98)	37.67 (16)
Scoring Defense	20.22 (18)	29.89 (87)
Scoring Differential	+3.34	+7.78
Rushing Offense	209.44 (31)	210.22 (32)
Passing Offense	181.11 (105)	312.67 (14)
Total Offense	390.56 (70)	522.89 (8)
Passing Efficiency	111.97 (105)	155.19 (16)
Rushing Defense	144.11 (45)	156.78 (61)
Passing Defense	199.44 (28)	233.22 (74)
Total Defense	343.56 (28)	390.00 (60)
Passing Eff. Defense	114.40 (33)	121.25 (46)
Net Punting	34.76 (107)	37.27 (67)
Punt Returns	10.06 (38)	10.00 (39)
Kickoff Returns	19.50 (93)	18.85 (110)
Punt Return Def.	5.92 (43)	9.18 (86)
Kick Return Def.	20.94 (70)	21.27 (74)
Interceptions Thrown	11 (90)	12 (101)
Fumbles Lost	6 (44)	6 (44)
Passes Intercepted	10 (29)	14 (8)
Fumbles Recovered	4 (97)	5 (83)
Turnovers Lost	17 (55)	18 (88)
Turnovers Gained	14 (70)	19 (20)
Turnover Margin	-0.33 (86)	+0.11 (54)
Sacks	2.22 (60)	2.78 (27)
Tackles for Loss	6.22 (54)	7.56 (15)
Sacks Allowed	2.00 (57)	2.00 (57)
TFL Allowed	4.67 (23)	6.78 (97)
First Downs Off.	174 (95)	234 (15)
First Downs Def.	171 (33)	164 (22)
3rd Down Conv. %	44.54 (29)	44.12 (33)
4th Down Conv. %	33.33 (108)	47.06 (72)
3D Conv. % Def.	39.53 (68)	37.23 (41)
4D Conv. % Def.	53.85 (75)	40.00 (28)
Fewest Penalties	6.44 (75)	7.33 (103)
Fewest Penalties Yds.	60.11 (87)	62.78 (95)
Red Zone Offense	75.86 (102)	85.71 (47)
Red Zone Defense	92.00 (118)	83.87 (82)
Time of Possession	30:42 (47)	32:23 (19)

**SDSU IN THE RANKINGS (2014)**

Category.....	Pct./No.	NCAA	MW
Rushing Offense.....	209.44	31	3
Passing Offense.....	181.11	105	10
Total Offense.....	390.56	70	8
Scoring Offense.....	23.56	98	9
Passing Efficiency.....	111.97	105	11
Rushing Defense.....	144.11	45	3
Passing Defense.....	199.44	28	2
Total Defense.....	343.56	28	1
Scoring Defense.....	20.22	18	2
Passing Efficiency Defense.....	114.40	33	3
Net Punting.....	34.76	107	11
Punt Returns.....	10.06	38	3
Kickoff Returns.....	19.50	93	9
Turnover Margin.....	-0.33	86	8
Fumbles Recovered.....	4	97	11
Passes Intercepted.....	10	29	3
Fumbles Lost.....	6	44	4
Interceptions Thrown.....	11	90	8
Turnovers Gained.....	14	70	5
Turnovers Lost.....	17	75	7
Fewest Penalties.....	6.44	75	9
Fewest Yards Penalized.....	60.11	87	10
Punt Return Yardage Def.....	5.92	43	5
Kickoff Return Yardage Def.....	20.94	70	8
Sacks.....	2.22	60	5
Tackles for Loss.....	6.22	54	4
Sacks Allowed.....	2.00	57	6
Tackles for Loss Allowed.....	4.67	23	1
3rd Down Conversion Pct.....	44.54	29	3
4th Down Conversion Pct.....	33.33	108	10
3rd Down Defense.....	39.53	68	5
4th Down Defense.....	53.85	75	6
Time of Possession.....	30:42	47	8
First Downs.....	174	95	10
Opponent First Downs.....	171	33	4
Field Goal Percentage.....	76.92	48	5
Red Zone Offense.....	75.86	102	10
Red Zone Defense.....	92.00	118	12
PAT Kicking.....	100.00	1	1

**LONG'S ERA DEFENSIVE SCORING PLAYS**

<b>2013</b>
J.J. Whittaker..... 18-yd INT vs. Boise State (N.23) (TD)
<b>2012</b>
Everett Beed..... 52-yd FR vs. Air Force (N.10) (TD)
Leon McFadden... 96-yd INT at Fresno State (S.29) (TD)
Eric Pinkins..... 32-yd INT at Fresno State (S.29) (TD)
Leon McFadden... 28-yd INT vs. North Dakota (S.15) (TD)
<b>2010</b>
Jerome Long..... FR in end zone after Rob Andrews' FF ..... at TCU (N.13) (Safety)
<b>2009</b>
Luke Laolagi..... 55-yd INT at UNLV (N.28) (TD)
Dey Juan Hemmings... 14-yd FR after Ernie Lawson's FF ..... vs. New Mexico State (O.3) (TD)
Team..... QB fell in end zone vs. So. Utah (S.12) (Safety)

- less turnovers than its opponent. San Diego State is also 101-17 in its DI era when owning at least a +2 in turnover margin.
- The Aztecs has won six straight games when owning a better starting field position than their opponent and is 25-6 in the Rocky Long era with a better average starting mark.
  - SDSU has gone 99 games without suffering a shutout (Nov. 18, 2006, at TCU), which is the third-longest active streak among current Mountain West schools (Air Force at 265 and Boise State at 220).
  - San Diego State has scored 261 points in its last 10 games (26.1 ppg) and 314 points in its last 12 contests (26.2 ppg). The Aztecs have scored 27 or more points in 12 of their last 18 games.
  - The Aztecs are 26-3 in their Division I era (since 1969) when reaching 283 rushing yards.
  - SDSU won its 12th straight game when rushing for at least 200 yards and the 14th of its last 15. San Diego State is 3-0 this year when eclipsing 200 rushing yards and 20-2 in the Rocky Long era.
  - San Diego State outrushed its opponent by 438 yards over the two-game stretch from Oct. 10-18 (193 vs. Hawai'i and 245 at New Mexico), its largest margin over a two-game span in its DI history.
  - SDSU has a 100-yard rusher in 14 of its past 19 games and has a total of 16, 100-yard efforts during that span. San Diego State is 5-1 this year and 25-7 in the Rocky Long era when it has at least one 100-yard rusher.
  - The Aztecs have 134 rushing touchdowns since the beginning of the 2010 season (61 games), which ranks 23rd in the nation over that span. SDSU had just 134 (113th nationally) rushing scores over their previous 11 years (1999-2009) in the Mountain West.
  - SDSU has won seven straight contests when rushing for at least three scores.
  - Over the last 49 games, the SDSU has 74 passing touchdowns and just 43 interceptions.
  - San Diego State has 35 interceptions over its last 36 games.
  - After being held without a rushing touchdown against Fresno State, San Diego State has rushed for seven touchdowns in the last four games. The Aztecs have now rushed for at least one touchdown in 19 of the last 20 games, and have 22 rushing touchdowns in their last 10 games and 37 rushing touchdowns in their last 16 contests.
  - SDSU ran its streak of games with at least one touchdown to 22 (every game since the beginning of the 2013 season when Bob Toledo took over as offensive coordinator) and extended its streak of scoring to 99 games (dating back to the 10th game of the 2006 campaign).
  - San Diego State is averaging 209.4 rushing yards per game in 2014 to rank 31st in the country. San Diego State has rushed for at least 135 yards in each of the last 10 games, clearing 200 yards in four of those contests. For the season, SDSU is averaging 5.5 yards per carry to rank 18th in the country.
  - Sophomore RB Donnel Pumphrey has rushed for 1,216 yards through his first nine games of the season and surpassed 1K for the season in the first quarter of the game at Nevada. he became the 15th player, and sixth sophomore, in school history to record a 1,000-yard rushing season. On the season, the Las Vegas native is tied for seventh in rushing yards per game (135.1), 10th in the nation in rushing touchdowns (13), 14th in rushing yards per carry (6.64), 20th in all-purpose yards per game (142.78) and 27th in points per game (8.7). Since the beginning of the 2013 season, Pumphrey ranks among the national leaders among current players in the following categories: 10th in yards per rush (6.4), 14th in rushing yards (1,968) and 15th in rushing touchdowns (21).
  - San Diego State returns six starters on the offensive side of the ball from the 2013 season, including senior quarterback Quinn Kaehler, senior wide receiver Ezell Ruffin, senior left tackle Terry Poole and junior right guard Darrell Greene.
  - Three SDSU offensive players made their first career start in the 2014 opener - junior tight end Robert Craighead, junior fullback Dakota Gordon and junior right tackle Pearce Slater. Since then, Aztecs to log their first career start have included junior wide receivers Larry Clark and Jemond Hazely, junior center Lenicio Noble, sophomore wide receiver Lloyd Mills, sophomore tight end Daniel Brunskill and true freshman quarterback Nick Bawden. Altogether, 18 different players have started on offense for SDSU.
  - On the offensive line, two San Diego State student-athletes scheduled to start have at least 20 starts under their belt. At left tackle, Terry Poole, who started 12 games at right tackle a year ago, is in his senior campaign and now has 21 career starts. At right guard, junior Darrell Greene has 21 career starts, all at RG and has played in 23 career games. The most experienced lineman of the group is senior center Zach Dilley. Dilley has played in 26 career games and 20 starts (13 at right tackle, five at left guard and two at center). Dilley, however, is currently backing up Lenicio Noble.

**Bullet Notes - Defense**

- San Diego State leads the Mountain West in total defense (343.6) and is second in the conference in scoring defense (20.2). In addition, the Aztecs rank among the top 30 nationally in both categories (18th in scoring defense and 28th in total defense). Only 22 schools nationally rank among the top 30 in both categories.
- San Diego State had eight first-time starters on defense in the season opener. That is the highest total for either side of the ball (offense or defense) by any team in the country.
- SDSU has allowed just 182 points through nine games this season (20.2 ppg, tied for 18th nationally). Last season through nine games, SDSU had allowed 291 points.
- San Diego State has won 22 straight games when keeping its opponent to 17 or less points and 16 straight when holding the opposition to 15 or less first downs.
- San Diego State has not allowed more than 401 yards in total offense in 13 of the last 14 games. Since Nov. 9, 2013, SDSU's 345.4 yards allowed per game ranks 19th nationally.
- San Diego State is allowing 144.1 rushing yards a game this season to rank 45th nationally. The Aztecs are allowing only 3.8 yards per rush which is the 42nd-best total nationally.

- SDSU has 56 tackles for loss and 20 sacks through eight games this season. Remarkably, the Aztecs have had 20 different players record a tackle for loss and 12 different players record a sack in 2014.
- The Aztecs have allowed 2,570 yards rushing on 736 carries (3.49 avg.) over their last 20 games (since Sept. 21, 2013). Over that stretch, the SDSU defense ranks 14th in rush average (3.49) and 17th in rushing yards per game (128.5).
- San Diego State has allowed a total of 4,825 rushing yards over its last 37 games (130.40).
- Since Mountain West competition started for San Diego State (Sept. 27, last six games), the Aztecs' passing defense ranks in a tie for 10th in touchdowns (5), tie for 11th in completion percentage (50.3), 12th in touchdown-to-interception ratio (0.71), 13th in pass efficiency (103.6), 16th in touchdown percentage (2.9), tie for 21st in interceptions (7), 22nd in yards per game (178.2) and 23rd in interception percentage (4.0).
- On the season, SDSU's pass defense is ranked among the top 25 in touchdowns (T-5th, 7), touchdown-to-interception percentage (8th, 0.70), touchdown percentage (8th, 2.7) and interception percentage (23rd, 3.8).
- San Diego State allowed just seven points to Northern Arizona in the season opener. It was the fewest points allowed by the Aztecs since they defeated Army, 42-7, on Sept. 8, 2012.
- In the opener, SDSU held Northern Arizona to a 102.83 passing efficiency rating. That was the lowest allowed by the Aztecs since limiting Brigham Young to an 85.22 rating in the 2012 Poinsettia Bowl. It also snapped a 13-game streak in which San Diego State allowed a passing touchdown. Recently, the Aztecs have held opponents under a 100 passing efficiency rating in four straight games (85.76 at Fresno State, 90.10 at New Mexico, 99.73 vs. Hawai'i and 85.23 at Nevada) for the first time since 2003 - Aug. 30-Sept. 20).
- Cody Galea is slated to make his 32nd consecutive start Saturday, the longest active streak on the team.
- Josh Gavert is slated to play in his 49th straight game on Saturday, the longest active streak on the team.
- Senior defensive back J.J. Whittaker, who is on the Thorpe Watch List for best defensive back, had three interceptions and 11 passes broken up in the final 10 games of last season. He is fifth on the squad this season with 45 stops, and had a career-high 11 tackles at Oregon State and intercepted is first pass of the season Oct. 3 at Fresno State.
- Fourth-year SDSU head coach Rocky Long is once again serving as defensive coordinator. This is his sixth season as the DC for the Aztecs. Since the beginning of 2009, when Long took over as defensive coordinator, the Aztecs rank 34th nationally and first among MW teams that have been in the league the last five seasons in yards per rush allowed (3.8) and 33rd nationally in scrimmage yards per touch (6.5).
- In the last three-plus seasons (since 2011), SDSU has held its opponent to less than 100 yards rushing 19 times.
- SDSU returns four starters on the defensive side of the ball from 2013 in senior defensive end Dontrell Onuoha, senior middle linebacker Cody Galea, senior linebacker Josh Gavert and senior cornerback J.J. Whittaker. Gavert didn't start the first three games due to injury, but started for Derek Largent after Largent's emergency appendectomy on Sept. 26 and started again the past four contests (five overall, including the Sept. 27 game).
- In addition, senior linebacker Cody Galea made his first nine career starts at that position (previous 24 starts came at defensive end) this season.
- As previously mentioned, eight defensive players made their first career start in the 2014 opener - junior defensive end Jon Sanchez, sophomore defensive tackle Alex Barrett, sophomore cornerback Damontae Kazee, sophomore Aztec (safety) Na'im McGee, sophomore linebacker Calvin Munson, sophomore linebacker Micah Seau, sophomore Warrior (safety) Malik Smith and redshirt freshman Warrior (safety) Trey Lomax. Altogether, 14 different players have started on defense for SDSU.

**Bullet Notes - Special Teams**

- The area in which San Diego State showed the most improvement this season has been in special teams.
- Below is a look comparing the 2013 special-team rankings with those from this season.

Category	2013 Number (NR)	2014 Number (NR)
PAT Percentage	86.7 (121)	100.0 (1)
Punt Return	11.16 (32)	10.06 (38)
Punt Return Defense	7.92 (66)	5.92 (43)
FG Percentage	50.0 (118)	76.9 (48)
Kickoff Return Defense	22.35 (86)	20.94 (70)
Kickoff Return	21.04 (71)	19.50 (93)

NR - indicates national ranking

- According to ESPN's Team Efficiencies, San Diego State has the 49th-ranked special teams.
- The Aztecs ended the 2013 campaign by missing their final eight field goal attempts, but in 2014, behind junior Donny Hageman, SDSU is 10-for-13 on FGA in 2014 (San Diego State's opponents are 7-for-12).
- San Diego State has scored four non-offensive touchdowns in its last 12 games (three punt returns and one interception return). Since Nov. 23, 2013, the Aztecs four non-offensive touchdowns ranks 29th nationally.
- Lloyd Mills returned a fourth-quarter punt 67 yards for a touchdown in the opening game. The sophomore scored on the fifth collegiate touch of his career (had four previous punt returns and a rush prior to the TD). It gave the Aztecs their third punt return for touchdown over the previous four games (now that is three punt returns for touchdowns in 10 games). In fact, since Nov. 23 of last season only 11 teams in the country have returned multiple punts to touchdowns - San Diego State (3), Utah (3), Utah State (3), Auburn (2), Georgia (2), Middle Tennessee (2), Nebraska (2), North Carolina (2), Oregon (2), Stanford (2) and USC (2).
- The place-kicking game looked much improved through the first half of the year. Junior transfer Donny Hageman converted all 26 of his extra-point attempts (something the Aztecs were just 39-of-45 a year ago) and is 10-for-13 in field goal attempts

**SDSU INDIVIDUAL RANKINGS (2014)**

(Top 100 overall) (ties included in rankings)

<b>Rushing Yards Per Game</b>	
7. Donnel Pumphrey.....	135.1
<b>Punt Return Touchdowns</b>	
9. Lloyd Mills.....	1
<b>Rushing Touchdowns</b>	
10. Donnel Pumphrey.....	10
<b>Rushing Yards Per Carry</b>	
14. Donnel Pumphrey.....	6.64
84. Chase Price.....	4.81
<b>Punt Return Average</b>	
19. Lloyd Mills.....	11.2
<b>All-Purpose Yards Per Game</b>	
22. Donnel Pumphrey.....	142.78
<b>Points Per Game</b>	
27. Donnel Pumphrey.....	8.7
<b>Passing Yards Per Completion</b>	
48. Quinn Kaehler.....	12.36
<b>Kick Return Average</b>	
48. Rashaad Penny.....	23.9
<b>Field Goal Percentage</b>	
50. Donny Hageman.....	76.9
<b>Field Goals Per Game</b>	
54. Donny Hageman.....	1.11
<b>Passing Yards Per Attempt</b>	
57. Quinn Kaehler.....	7.20
<b>Completion Percentage</b>	
68. Quinn Kaehler.....	58.3
<b>Pass Efficiency</b>	
76. Quinn Kaehler.....	122.2
<b>Passing Yards Per Game</b>	
79. Quinn Kaehler.....	185.4
<b>Completions Per Game</b>	
85. Quinn Kaehler.....	15.00
<b>Total Offense</b>	
95. Quinn Kaehler.....	175.3

## SDSU UNDER ROCKY LONG

Category	2014	Long Era	Streak
Overall Record	5-4	30-18	W1
Mountain West Record	3-2	20-8	L1
Home Record	4-0	17-8	W6
Road Record	1-4	12-9	L1
Neutral Record	0-0	1-1	W1
Overtime	0-0	4-1	W2
Gms Dec. by 3 Pts or Less	0-0	5-2	W3
Gms Dec. by 7 Pts or Less	0-1	11-5	L1

## SCORING

Scoring - first to score	4-2	19-9	W1
Leading - after 1 qtr	4-1	18-4	W1
Leading - at halftime	4-2	17-4	L1
Leading - after 3 qtr	5-2	23-5	W1
Scoring - 20 or more points	5-1	29-8	W4
Scoring - 30 or more points	3-0	20-5	W9
Scoring - 40 or more points	0-0	9-1	W4

## OFFENSE

Total Offense - 500+ yds	0-1	5-3	L2
Total Offense - 400+ yds	4-1	21-7	W4
Passing - 300+ yds	0-1	0-5	L5
Rushing - 200+ yds	3-0	20-2	W12
First Downs - 20+	2-1	22-9	W1
3rd Down Conv. - 50 pct.+	3-0	14-2	W4
Turnovers - 2 or fewer	4-1	25-7	W3
Field Position - 30 or better	4-2	23-6	W1
Field Position - 25 or better	4-4	26-13	W1
Play Call - 50 pct.+ rushing	5-1	29-8	W3

## DEFENSE

Allowing 24 points or less	5-1	21-3	W3
Allowing 17 points or less	4-0	13-0	W22
Total Offense - <=300 yds.	2-0	10-1	W4
Passing - <= 150 yds.	1-2	10-3	L1
Rushing - <= 100 yds	1-1	9-6	W1
First Downs - <= 15	3-0	11-0	W16
3rd Down Conv. - <= 33 pct.	4-1	18-1	W1
Turnovers - forced 3 or more	1-0	9-4	W3
Field Position - <=25	3-0	16-4	W4
Field Position - <=20	1-0	1-0	N/A
Defense Scores Points	0-0	3-1	W2

## COMPARISON

SDSU more Rushing Yards	4-3	21-10	W2
SDSU more Return Yards	1-3	14-11	L3
SDSU fewer Turnovers	3-0	20-3	W11
SDSU more Time of Poss.	2-2	17-9	W1
SDSU more 1st D. and ToP	1-1	13-5	W1
SDSU better Avg. Field Pos	4-0	25-6	W6
SDSU adv. in TO and AFP	2-0	16-2	W5
SDSU ST (KR/PR) Score	1-0	6-1	W1

## INDIVIDUAL

Rusher - 100+ Yards	5-1	25-7	W4
Passer - 300+ Yards	0-1	0-5	L5
Receiver - 100+ Yards	1-0	10-4	W3
100+ Rusher, 300+ Passer	0-1	0-3	L3

(SDSU was 8-for-16 last season). He has made three field goals from more than 40 yards out. He ended a 337-day field goal drought for SDSU by converting a 48-yard attempt in the second quarter against NAU. SDSU did not successfully make a FG in the final nine games of the 2013 campaign. During that period, all 124 other FBS schools made a field goal. The highest total during that period was Arizona State with 20, while Purdue only made one. The Aztecs were 0-for-7 during the nine-game drought.

## Program Notes

- San Diego State has advanced to four consecutive bowl games. The Aztecs join Stanford as the only football teams in California - FBS or NFL - to advance to the postseason in each of the past four seasons.
- SDSU is one of 29 schools to play in a bowl game each of the last four seasons, which is the longest streak in the Mountain West. San Diego State and Boise State are the only two current Mountain West schools to reach a bowl game in 2010, 2011, 2012 and 2013.
- With bowl game appearances in a school-record four straight seasons, the Aztecs have equaled their total number of bowls played in the 41 prior seasons (1969 through 2009).
- Between 2000-09, SDSU was 38-80 (.322) and owned the nation's 106th-best winning percentage. Since 2010, San Diego State is 39-22 (.639) and owns the nation's 31st-best winning percentage.
- Since the beginning of the 2010 campaign, San Diego State has posted a 39-22 record (.639). The only teams in the state of California with a better record during that span are Stanford (51-12) and USC (41-20).
- With 39 wins in their last 61 games (39-22 since the beginning of the 2010 campaign), the Aztecs have equaled their win total from the previous 119 games (39-80).
- The 34 wins over the previous four seasons (9 in 2010, 8 in 2011, 9 in 2012 and 8 in 2013) are the most in a 4-year period at San Diego State since 1974-77 (36 wins).
- Since the beginning of 2010, the Aztecs have won 39 games. That is more than any school has a member of the Mountain West during that time (Boise State (38) is second, Air Force (31) is third).
- San Diego State defeated Boise State in consecutive seasons (2012 and 2013), becoming the first team to accomplish that since Washington State did it in 2000 and 2001.
- SDSU owns 19 conference championships, but the 2012 Mountain West title was the school's first since claiming the 1998 Western Athletic Conference Pacific Division championship.

## The Series: Boise State

- San Diego State and Boise State will meet for the fourth time on Saturday with San Diego State owning a 2-1 advantage in the series.
- This marks the fourth consecutive season in which the teams have played, all as members of the Mountain West.
- San Diego State has won each of the last two encounters, a 21-19 decision in Boise in 2012 and 34-31 overtime victory in San Diego last season.
- Since Boise State entered the FBS ranks in 1996, the Broncos have only lost consecutive meetings to a program nine times. In addition, the Aztecs' current streak of two consecutive wins is the second-longest active win streak against the Broncos. Below is a look all nine opponents to record multiple wins against Boise State.

## Longest Win Streaks vs. Boise State (since 1996)

Rk.	Team	Victories	Span
1.	Washington State	4 (ACTIVE)	Sept. 27, 1997 - current
2.	Louisiana Tech	3	Oct. 25, 1997 - Nov. 3, 2001
3.	Nevada	3	Oct. 12, 1996 - Oct. 31, 1998
4.	San Diego State	2 (ACTIVE)	Nov. 3, 2012 - current
	Arkansas	2 (ACTIVE)	Sept. 16, 2000 - current
	North Texas	2	Oct. 10, 1998 - Oct. 16, 1999
	Hawai'i	2	Sept. 22, 1996 - Sept. 18, 1999
	Utah State	2	Oct. 19, 1996 - Nov. 1, 1997
	Central Michigan	2	Aug. 31, 1996 - Sept. 13, 1997

- The Aztecs are 6-3 all-time vs. Div. I schools that call the state of Idaho home. SDSU is 1-0 against Idaho State (2004), 3-2 in contests with Idaho (including last Saturday's 35-21 win) and 2-1 against Boise State.
- SDSU's Rocky Long is facing Boise State for the sixth time as a head coach. Long was 0-2 vs. the Broncos while he was at the helm of New Mexico, dropping contests in Boise (20-9) in 1999 and in Albuquerque (31-14) in 2000 prior to facing Boise State each of the last three seasons. Long is 2-3 lifetime against the Broncos.
- This marks the third time San Diego State has played at Albertsons Stadium/Bronco Stadium. In addition to the 21-19 victory on Nov. 3, 2012, the Aztecs also claimed a 49-24 win over Buffalo in the 2013 Famous Idaho Potato Bowl.
- The last time a team defeated Boise State in three consecutive seasons was Nevada in 1996, 1997 and 1998.
- Current San Diego State student-athlete career stats against Boise State can be found in the left column on page four.



**SDSU vs. Boise State - Division I Era Meetings**

Date	Site	Result	SD		BS		Total			Rushing		Passing		Te.	Att.			
			Rk	Rk	FD	FD	Yds	Yds	TOs	-TOs	Yds	Yds	Yds			Yds		
N.19.11	H - Qualcomm	L	35	52	-	10	24	26	470	497	3	2	120	131	350	366	62	52,256
N.3.12	A - Bronco	W	21	19	-	19	14	18	269	276	1	1	164	112	105	164	56	36,084
N.23.13	H - Qualcomm	W-ot	34	31	-	-	19	16	349	297	3	2	61	95	288	202	58	33,161

San Diego State number is listed first. Rk. - Indicates Associated Press national ranking.

**San Diego State vs. Boise State - Connections**

- Boise State offensive coordinator Mike Sanford was a graduate assistant coach for rival UNLV from 2005-06. Meanwhile San Diego State assistant head coach Jeff Horton was head coach at UNLV from 1994-98.
- Boise State associate head coach Kent Riddle was an assistant coach at Colorado from 2006-10, where he worked with current SDSU director of football operations Jashon Sykes. Sykes was Colorado's director of on-campus recruiting (2007-08) and assistant operations director and coordinator of football relations (2009-10) after a four-year playing career with the Buffaloes (1997-2001).
- Ten Aztecs attended the same high school as Boise State players.
- Boise State has five players who are from San Diego County.
- The Broncos have three players who call Los Angeles home, including defensive back Cleshawn Page, who attended Dorsey High with Aztecs' Billy Vaughn Jr., and Josh Hill.

**SDSU vs. Boise State - Player Connections**

San Diego State	Hometown/High School	Boise State
OL Austin Maass	Mission Viejo, Calif./Mission Viejo HS	WR Sean Modster
WR Andrew Schuurs		
DL Jon Sanchez	Murrieta, Calif./Vista Murrieta HS	K Tyler Rausa
K/P John Baron II	Temecula, Calif./Chaparral HS	RB Skyler Seibold
WR Craig Knaus	Torrance, Calif./West HS	LB Mat Boesen
DB Patrick Lucas	La Quinta, Calif./La Quinta HS	WR Taylor Pope
DL Dontrell Onuoha (Indio, Calif.)		
DB Billy Vaughn Jr.	Los Angeles, Calif./Dorsey HS	DB Cleshawn Page
WR Josh Hill		
K/P John McGrory (Santa Margarita, Calif.)	Santa Margarita HS	RB Jeremy McNichols
		RB Ryan Wolpin (Trabuco Canyon, Calif.)
WR Mikah Holder (Oceanside HS)	Oceanside, Calif.	WR Troy Ware (Vista HS)
DL Kenny Galea'I (Oceanside HS)		
DB J.J. Whittaker (Oceanside HS)		
LB Jake Fely (Oceanside HS)		
R Kene Anighbogu (Helix HS)	San Diego, Calif.	OL Andres Preciado (Mar Vista HS)
DB David Lamar (Madison HS)		DL David Moe (Kearny HS)
K/P Seamus McMorrow (St. Augustine HS)		Mario Yakoo (Steele Canyon HS)
DB Kevin Campano (Scripps Ranch HS)		
LB Fred Melifonwu (Lincoln HS)		
OL Devin Tomlinson (Madison HS)		
WR Eric Judge (San Diego HS)		
DB Trey Lomax (Mira Mesa HS)		
DL Christian Heyward (Point Loma HS)		
WR Jabril Clewis (Patrick Henry HS)		
LB Zach Brown (Patrick Henry HS)		
LB Micah Seau (Bishop's High)	Spring Valley, Calif.	DB Chancellor James (Steele Canyon HS)
DL Malcolm Jackson (Mount Miguel HS)		
WR Ezell Ruffin (Wilson HS)	Long Beach, Calif.	RB Jeremy McNichols (Santa Margarita HS)
		WR Rick Smith (Long Beach Poly HS)
WR Paul Pitts III (Los Osos HS)	Rancho Cucamonga, Calif.	OL Archie Lewis (Rancho Cucamonga HS)
DB Pierre Romain (Crenshaw HS)	Los Angeles, Calif.	WR Chaz Anderson (Loyola HS)
RB Marcus Stamps (Jefferson HS)		DB Bryan Douglas (Narbonne HS)
DB Kevin Walcott (Washington Prep HS)		
OL Pearce Slater (Taft High)		
LB Cody Galea (Franklin HS)	Elk Grove, Calif.	DL Robert Ash (Consumnes Oaks HS)
TE Adam Roberts (Coronado HS)	El Paso, Texas	RB Jack Fields (Americas HS)
OL Alex Anderson (Saguaro HS)	Scottsdale, Ariz.	TE Jake Roh (Chaparral HS)
FB Sal Jeppi (Archbishop Curley HS)	Baltimore, Md.	QB Thomas Stuart (Calvert hall College HS)

**LONG'S ERA SPECIAL TEAMS SCORING PLAYS**

**2014**

Lloyd Mills .....67-yd PR vs. Northern Arizona (A.30) (TD)

**2013**

Tim Vizzi .....71-yd PR at UNLV (N.30) (TD)  
 Tim Vizzi .....41-yd PR vs. Boise State (N.23) (TD)  
 Team .....Fumbled punt out of end zone (O.4) (Safety)  
 Sam Meredith.....PAT block; David Lamar returned for .....def. PAT at New Mexico State (S.28) (2 pts.)

**2012**

Colin Lockett.....100-yd KOR at Boise State (N.3) (TD)  
 Colin Lockett .....96-yd KOR vs. Army (S.8) (TD)

**2011**

Brandon Davis.....98-yd KOR at Air Force (O.13) (TD)  
 Colin Lockett .....94-yd KOR vs. Cal Poly (S.3) (TD)

**2009**

Demetrius Barksdale .....Tackled punter .....vs. New Mexico (O.31) (Safety)  
 Team .....Fumbled punt out of end zone (S.26) (Safety)  
 Leon McFadden.....PAT block/return vs. So. Utah (S.12) (2 pts.)

**CAREER START CHART**

Most Career Starts (Off/Def)	'10	'11	'12	'13	'14	Total
Cody Galea, DL	RS	0	9	13	9	31
Adam Roberts, FB		-	0	8	13	9
Jake Fely, LB	RS	13	13	4	0	30
Sam Meredith, DL		-	0	13	6	6
J.J. Whittaker, CB	RS	-	-	13	9	22
Darrell Greene, OL		-	RS	0	12	9
Terry Poole, OL		-	-	RS	12	9
Ezell Ruffin, WR	RS	0	4	12	4	20
Zach Dilley, OL	RS	0	13	5	2	20
Quinn Kaehler, QB		-	-	-	11	7
Josh Gavert, LB	RS	0	1	9	6	16
Dontrell Onuoha, DL	RS	1	4	7	3	15
Jordan Smith, OL		-	RS	1	13	0
Nico Siragusa, OL		-	-	RS	1	9
Donnel Pumphrey, RB		-	-	-	1	9
Alex Barrett, DL		-	-	RS	0	9
Damontae Kazee, CB		-	-	RS	0	9
Jon Sanchez, DL		-	-	RS	0	9
Calvin Munson, LB		-	-	-	0	9
Malik Smith, WAR		-	-	-	0	9
Trey Lomax, WAR		-	-	-	RS	9
Na'im McGee, AZ		-	-	-	-	9
Pearce Slater, OL		-	-	-	-	9
Derek Largent, LB		-	-	6	1	2
Lenicio Noble, OL		-	-	-	RS	7
Dakota Gordon, FB		-	-	-	-	7
Eric Judge, WR		-	-	RS	1	4
Robert Craighead, TE		-	RS	0	0	3
Jemond Hazely, WR		-	RS	0	0	3
Lloyd Mills, WR		-	-	RS	0	2
Daniel Brunskill, TE		-	-	RS	0	2
Larry Clark, WR		-	RS	0	0	2
Nick Bawden, QB		-	-	-	-	2
Micah Seau, LB		-	-	RS	0	1

**STARTING/GAMES PLAYED STREAKS**

Consecutive Starts	Streak
Jeff Overbaugh, LS	35
Cody Galea, LB (22 starts have come at DE)	31
Joel Alesi, P	22
Adam Roberts, FB (13 starts have come at TE)	22
J.J. Whittaker, DB	22

Consecutive Games Played	Streak
Josh Gavert, LB	48
Cody Galea, LB (31 games have come at DE)	40
Adam Roberts, FB (27 games have come at TE)	36
Jeff Overbaugh, LS	35
Pierre Romain, DB	35
Jon Sanchez, DL	35

**AZTECS IN THE NFL (as of Nov. 9)**

(According to ESPN.com)

**CURRENT NFL TEAM SDSU LETTERS**

**DALLAS COWBOYS**

Gavin Escobar, TE 2010-11-12

**DENVER BRONCOS**

Aaron Brewer, LS 2008-09-10-11

Ronnie Hillman, RB 2010-11

**INDIANAPOLIS COLTS**

Lance Louis, G 2004-05, 07-08

**NEW YORK GIANTS**

Nat Berhe, S 2010-11-12-13

**OAKLAND RAIDERS**

Vincent Brown, WR 2007-08-09-10

Miles Burris, LB 2008-09-10-11

Brice Butler, WR 2012

**SAN DIEGO CHARGERS**

Ryan Lindley, QB 2008-09-10-11

**SAN FRANCISCO 49ERS**

Leon McFadden, DB 2009-10-11-12

Kassim Osgood, WR 2002

**SEATTLE SEAHAWKS**

Heath Farwell, LB 2002-03-04

Eric Pinkins, DB 2009, 11-12-13

**Last Meeting: Boise State**

San Diego State 34, Boise State 30 (overtime)  
Nov. 23, 2013 | Qualcomm Stadium

**SAN DIEGO** - Quinn Kaehler threw a 10-yard touchdown pass to Colin Lockett just inside the right pylon to give San Diego State a 34-31, overtime win over Boise State at Qualcomm Stadium.

It was the second straight overtime game and fourth of the season for the Aztecs. The four overtime games are the most in the FBS and tied for the most in FBS history.

Boise State had taken a 31-28 lead in overtime when Dan Goodale, who missed a 43-yard field goal as time expired in regulation, made a 35-yarder on the Broncos' first possession of extra time.

SDSU then used three straight Adam Muema rushes for 15 yards to get to the BSU 10. After Donnel Pumphrey was stopped for no gain on 1st and 10, Kaehler found Lockett in the corner of the end zone for the game-winner.

San Diego State trailed 28-21 late in the fourth quarter until Tim Vizzi returned a punt 41 yards for a touchdown with 4:04 left. It was the Aztecs' first punt return for a touchdown since Kyle Conerly had an 87-yard TD return in 2002 vs. UNLV.

SDSU jumped out to a 7-0 lead with 4:15 left in the first quarter, putting together a 12-play, 70-yard drive over 6:48, culminating with a 2-yard run by Muema.

Boise State wasted no time tying the game up as Bryan Douglas returned a kickoff 100 yards for a touchdown.

San Diego State took back the lead on its first drive of the second quarter when Kaehler found Adam Roberts for a 3-yard touchdown strike.

The Broncos tied it again midway through the third quarter on Jay Ajayi's 31-yard touchdown run, and then got the ball right back after the Aztecs fumbled a kick return. BSU took advantage of the short 24-yard field as Grant Hedrick found Shane Williams-Rhodes with a 12-yard touchdown pass, giving Boise State its first lead of the game at 21-14 with 5:02 left in the third quarter.

SDSU got all the way to the Bronco 4 to kick off the fourth quarter, but was unable to convert a 4th down, giving the ball back to BSU. On a 3rd and 6, however, J.J. Whittaker intercepted Hedrick's pass and returned it 18 yards to tie the game back up at 21-21. It was Whittaker's second interception of the game.

Boise State recaptured the lead at 28-21 when Hedrick hooked up with Matt Miller with a 10-yard pass with 8:02 left in the fourth quarter.

On the ensuing drive, San Diego State got to the Bronco 39, but Kaehler's deep pass was intercepted by Donte Deayon at the 1. BSU gained eight yards on a pair of rushes, but Hedrick was sacked by Nick Tenhaeff on a 3rd and 2, Tenhaeff's second of the game. That set up Vizzi's game-tying 41-yard punt return for a touchdown.

Kaehler finished 23-for-37 for 288 yards and two touchdowns, against one interception to lead the Aztecs.

Ajayi rushed for 103 yards and a touchdown on 22 attempts to pace Boise State.

SDSU won its fourth consecutive game and improved to 7-1 over the last eight games. The win guaranteed San Diego State its fourth consecutive winning season for the first time since the 1974-77 campaigns.

It was the seventh straight game the Aztecs played that was decided by seven or less points, which is the longest streak in the country.

SDSU also became the first team to beat the Broncos in consecutive seasons since Washington State did it in 2000 and 2001.

**Last Time Out**

San Diego State 35, Idaho 21

>> Nov. 8, 2014 >> Qualcomm Stadium >> San Diego, Calif.

**SAN DIEGO** – Quinn Kaehler tied a career high with three touchdown passes as San Diego State pulled away in a 35-21 victory over Idaho Saturday at Qualcomm Stadium.



**SDSU-BOISE STATE**

Nov. 23, 2013 | Qualcomm Stadium | San Diego, Calif.

Attendance: 33,161 | Weather: Mostly cloudy, 58 degrees, Winds calm

	1	2	3	4	OT	Total
Boise State	7	0	14	7	3	- 31
San Diego State	7	7	0	14	6	- 34

**SCORING SUMMARY**

UH - Iosefa 5-yard run (Hadden kick)	(1:14, 1st)
SDSU - Muema 2-yard run (McMorrow kick)	(4:15 - 1st)
BSU - Douglas 100-yard kickoff return (Goodale kick)	(4:01 - 1st)
SDSU - Roberts 3-yard pass from Kaehler (McMorrow kick)	(10:26 - 2nd)
BSU - Ajayi 31-yard run (Goodale kick)	(6:33 - 3rd)
BSU - Williams-Rhodes 12-yard pass from Hedrick (Goodale kick)	(5:02 - 3rd)
SDSU - Whittaker 18-yard interception (Feer kick)	
BSU - Matt Miller 10-yard pass from Hedrick (Goodale kick)	(8:02 - 4th)
SDSU - Vizzi 41-yard punt return (Feer kick)	(4:04 - 4th)
BSU - Goodale 35-yard field goal	(OT)
SDSU - Lockett 10-yard pass from Kaehler	(OT)

**TEAM STATS**

	Boise State	San Diego State
First Downs	16	19
Rushes-Yards	34-95	45-61
Passing Yards	202	288
C-A-I	21-36-2	23-38-1
Total Offense	70-297	83-349
Fumbles-Lost	0-0	2-2
Penalties-Yards	5-38	3-30
Possession Time	23:18	36:42
Turnovers	2	3
Average Field Position	BSU 34	SDSU 26

**INDIVIDUAL STATS**

**Rushing (Atts.-Yards-TDs):** BSU: Ajayi 22-103-1; Bertoli 1-5-0; Demas 1-2-0; Hedrick 10-(-15)-0. SDSU: Muema 24-46-1; Pumphrey 12-24-0; Young 3-9-0; Team 1-(-1)-0; Kaehler 5-(-17)-0.  
**Passing (Att.-Comp.-Int., Yards, TDs):** BSU: Hedrick 35-21-2, 202, 2; Miller 1-0-0, 0, 0. SDSU: Kaehler 37-23-1, 288, 2; Pumphrey 1-0-1, 0, 0.  
**Receiving (No.-Yards-TDs):** BSU: Miller 8-80-1; Williams-Rhodes 6-40-1; Moore 4-11-0; Ajayi 2-55-0; Burks 1-16-0. SDSU: Muema 5-34-0; Denso 4-78-0; Ruffin 4-59-0; Pumphrey 4-29-0; Lockett 3-61-1; Roberts 2-11-1; Vizzi 1-16-0.

Donnel Pumphrey added 142 yards on the ground with one touchdown, while Chase Price scored on a 5-yard run.

Eric Judge (4 receptions, 107 yards, 1 touchdown) and Ezell Ruffin (4 receptions, 86 yards, 2 touchdowns) combined for eight catches, 193 receiving yards and three scores as Kaehler was an efficient 14-for-22 for 249 yards and the three touchdowns.

Tied at 14 at halftime, Kaehler hit Judge on a 58-yard slant for the go-ahead touchdown, then Price scored on a 5-yard run on the Aztecs' (5-4) ensuing drive to take a 28-14 lead.

The Vandals (1-8) responded when Chad Chalich found a wide-open Joshua McCain for a 51-yard score and bring UI to within seven at 28-21.

After forcing SDSU to a 3 and out, it appeared Idaho would take the lead on its next drive after if got the ball all the way to the San Diego State 7. On a 3rd and 2, however, the Aztecs' Alex Barrett knocked the ball out of running back Jerrel Brown's hands and Josh Gavert pounced on it to give SDSU the ball back.

San Diego State took advantage, utilizing an 11-play, 86-yard drive over 5:24, culminating with a 28-yard strike from Kaehler to Ruffin.

The Vandals got into Aztecs' territory, but were unable to convert a 3rd and 2 after Gavert sacked quarterback Matt Linehan for a 7-yard loss. SDSU followed by forcing a Linehan incomplete pass on the fourth down try.

San Diego State used the legs of Pumphrey to set up a field goal try on its next possession, but Donny Hageman missed from 37 yards. On the drive, Pumphrey rushed five times for 41 yards.

UI tried to mount a last-ditch effort, but could get no closer than its own 38, giving the win to the Aztecs.

Each team scored on its opening two possessions, first SDSU with an 8-play, 65-yard drive over 3:32 and ending with a 24-yard Kaehler-to-Ruffin hookup.

Idaho responded with an impressive 14-play, 75-yard drive over 6:28 to tie it when Elihaa Penny scored from two yards out.

Pumphrey finished what he started in San Diego State's second drive with a 5-yard touchdown. On the drive, which was 10 plays and 75 yards over 4:33, Pumphrey rushed six times for 38 yards, while Kaehler was 3-for-4 for 37 yards through the air.

The Vandals tied it up once again when Chalich snuck in from 13 yards out, finishing out a 13-play, 77-yard drive over 4:42.

From there, both defenses settled down and it would be nine drives later until the next point was scored - Judge's 58-yard pass from Kaehler. The drive just took three plays and 51 seconds over 64 yards.

The Aztecs scored again on their next drive (9 plays, 61 yards, 4:28) as Kaehler (4-for-5, 60 yards) drove them down before Price scored from five yards out.

UI responded with the 51-yard TD pass from Chalich to McCain on a drive that utilized five plays and 77 yards over 2:15.

It would stay 28-21 until Barrett's key forced fumble and SDSU's ensuing touchdown drive to seal the win.

Pumphrey got his 142 yards and one touchdown on a career-high 26 carries, averaging 5.5 yards per attempt. It was his sixth, 100-yard game of the season and ninth of his career. Price added 33 yards and a touchdown on six carries.

Judge had his first 100-yard receiving game, while Ruffin recorded his second career multi-touchdown game.

Kaehler, meanwhile, set a career high with a 203.71 pass efficiency rating and improved to 12-6 as the team's starter quarterback.

Gavert led the way for the defense with nine tackles, a sack, a tackle for loss and a fumble recovery, while Na'im McGee tied for the team lead with nine stops. Barrett recorded eight tackles, 1.5 TFL and a forced fumble, and Cody Galea tied a career high with six tops and added a career-best 2.0 TFL.

San Diego State won its sixth straight home game, its longest streak since the 1996-97 seasons and improved to 27-0 in its Division I era (since 1969) when owning a +11 margin in average field position (SDSU 35, Idaho 22). Additionally, the Aztecs finished +1 in turnover margin and won their 11th straight game when having fewer turnovers than their opponent.



**SDSU-IDAHO**

Nov. 8, 2014 | Qualcomm Stadium | San Diego, Calif.  
Attendance: 46,293 | Weather: Warm, 85 degrees, wind 1 mph nw

	1	2	3	4	Total
Idaho	7	7	7	0	21
San Diego State	14	0	14	7	35

**SCORING SUMMARY**

SDSU - Ruffin 24-yard pass from Kaehler (Hageman kick)	(11:28, 1st)
IDAHO - Penny 2-yard run (Rehkov kick)	(5:00, 1st)
SDSU - Pumphrey 2-yard run (Hageman kick)	(0:27, 1st)
IDAHO - Chalich 13-yard run (Rehkov kick)	(10:45, 2nd)
SDSU - Judge 58-yard pass from Kaehler (Hageman kick)	(9:57, 3rd)
SDSU - Price 5-yard run (Hageman kick)	(3:50, 3rd)
IDAHO - McCain 51-yard pass from Chalich (Rehkov kick)	(1:35, 3rd)
SDSU - Ruffin 28-yard pass from Kaehler (Hageman kick)	(5:32, 4th)

**TEAM STATS**

	Idaho	San Diego State
First Downs	26	18
Rushes-Yards	49-193	39-156
Passing Yards	186	249
C-A-I	17-33-0	14-22-0
Total Offense	82-379	61-405
Fumbles-Lost	1-1	0-0
Penalties-Yards	4-30	4-51
Possession Time	31:34	28:26
Turnovers	1	0
Average Field Position	IDAHO 22	SDSU 35

**INDIVIDUAL STATS**

**Rushing (Atts.-Yards-TDs):** IDAHO: Penny 22-90-1; Chalich 8-67-1; Brown 16-36-0; Rehkov 1-4-0; McCain 1-3-0; Linehan 1-(-7)-0. SDSU: Pumphrey 26-142-1; Price 6-33-1; Gordon 1-1-0; Stamps 1-0-0; Kaehler 5-(-20)-0.  
**Passing (Att.-Comp.-Int., Yards, TDs):** IDAHO: Chalich 22-11-0, 145, 1; Linehan 11-6-0, 41, 0. SDSU: Kaehler 22-14-0, 249, 3.  
**Receiving (No.-Yards-TDs):** IDAHO: McCain 7-101-1; Montgomery 3-37-0; Watson 3-19-0; Sannon 2-15-0; Podrabsky 2-14-0. SDSU: Judge 4-107-1; Ruffin 4-86-2; Mills 2-29-0; Roberts 2-18-0; Hazely 1-6-0; Pumphrey 1-3-0.

**GEOGRAPHICAL BREAKDOWN**

**California (84)**

Joel Alesi, Drew Anderson, Kene Anigbogu, Derek Babiash, John Baron II, Nick Bawden, Zach Brown, Daniel Brunskill, Donavin Buck, Luke Bussey, Kevin Campano, Christian Chapman, Larry Clark, Jabril Clewis, Hunter Christensen, Robert Craighead, Zach Dilley, Ryan Dunn, Chase Favreau, Jake Fely, Cody Galea, Kenny Galea'i, Josh Gavert, Dakota Gordon, Darrell Greene, Donny Hageman, Jemond Hazely, Jay Henderson, Christian Heyward, T.J. Hickman, Josh Hill, Chris Hokokian, Mikah Holder, Scott Hoover, Grant Huffman, Malcolm Jackson, Eric Judge, Quinn Kaehler, Damontae Kazee, Craig Knaus, David Lamar, Derek Largent, Trey Lomax, Patrick Lucas, Austin Maass, Chase Markham, Kendrick Mathis, Na'im McGee, John McGrory, Seamus McMorro, Fred Melifonwu, Sam Meredith, Kwayde Miller, Kalan Montgomery, Damon Moore, Dontrell Onuoha, Rashaad Penny, Paul Pitts III, Terry Poole, Chase Price, Lucky Radley, Julian Rochelin, Jake Rodrigues, Paul Rodriguez, Pierre Romain, Ezell Ruffin, Joe Salcedo, Jon Sanchez, Andrew Schuurs, Micah Seau, Nico Siragusa, Pearce Slater, Jordan Smith, Malik Smith, Marcus Stamps, Cory Stowell, Devin Tomlinson, Billy Vaughn, Jr., Kevin Walcott, William Walker, David Wells, Parker Wells, J.J. Whittaker, Marcus Young

**Nevada (5)**

Garrett Corbett, Noble Hall, Tyler Morris, Lenicio Noble, Donnel Pumphrey

**Arizona (4)**

Alex Anderson, Alex Barrett, Lloyd Mills, Antonio Rosales

**Texas (4)**

Devante Davis, Kameron Kelly, Sergio Phillips, Adam Roberts

**Georgia (2)**

Christian Cumberlander, Daryl Dunlap

**Alaska (1)**

Jeff Overbaugh

**Colorado (1)**

Arthur Flores

**Florida (1)**

Darryl Richardson

**Hawaii (1)**

Dakota Turner

**Illinois (1)**

Jordan Watson

**Louisiana (1)**

Brandon Porter

**Maryland (1)**

Sal Jeppi

**Mississippi (1)**

Fred Trevillion

**Missouri (1)**

Calvin Munson

**New Mexico (1)**

Stan Sedberry

**Washington (1)**

Aaron Boesch

**Rocky Long, 4th Season As Head Coach and 6th At San Diego State**

■ Rocky Long is in his fourth season as San Diego State's head coach, his sixth season with the Aztecs and his 15th season as a

## SAN DIEGO STATE 2014 ACCOLADES

**PROJECTED CONFERENCE FINISH**

- 1st (West Division) - *Lindy's*
- 2nd (West Division) - Mountain West Media
- 2nd (West Division) - *Phil Steele*
- 3rd (West Division) - *The Sporting News*
- 3rd (West Division) - *USA Today*

**PROJECTED BOWL (as of Nov. 10)**

- New Orleans Bowl vs. Louisiana-Monroe - *USA Today*
- New Mexico Bowl vs. Rice - *Sporting News*
- New Orleans Bowl vs. Arkansas State - *CBS Sports*
- Idaho Bowl vs. Central Michigan - *ESPN's Brett McMurphy*
- Poinsettia Bowl vs. Navy - *ESPN's Mark Schlabach*
- New Orleans Bowl vs. Louisiana-Lafayette - *Phil Steele*
- New Mexico Bowl vs. Houston - *College Football News*

**GAMES TO WATCH**

- San Diego State at Oregon State - *Lindy's*
- San Diego State at Fresno State - *Lindy's*
- San Diego State at Fresno State - *USA Today*
- San Diego State at Boise State - *Lindy's*

**JOEL ALESI**

- \* Ray Guy Award Watch List
- \* Mountain West Special Teams Player of the Week (Sept. 29)

**ALEX BARRETT**

- \* Midseason all-MW second team - *Phil Steele*

**JAKE FELY**

- \* Preseason all-MW second team - *Athlon Sports, Lindy's, Phil Steele*
- \* CFPA Linebacker Trophy Watch List
- \* Player to Watch - *Lindy's*

**DARRELL GREENE**

- \* Preseason all-MW fourth team - *Phil Steele*

**CHRISTIAN HEYWARD**

- \* Preseason all-MW fourth team - *Phil Steele*
- \* MW Newcomer of the Year - *Lindy's*
- \* SDSU's Top Newcomer - *Lindy's*

**QUINN KAEHLER**

- \* Player to Watch - *Lindy's*

**DAMONTAE KAZEE**

- \* Midseason all-MW first team - *Phil Steele*
- \* SDSU's Emerging Star - *Lindy's*

**ROCKY LONG**

- \* Best MW Interview - *The Sporting News*

**SAM MEREDITH**

- \* Preseason all-MW second team - *Athlon Sports*

**LLOYD MILLS**

- \* Midseason all-MW first team (PR) - *Phil Steele*
- \* CFPA Punt Performer of the Week (Sept. 1)
- \* CFPA Honorable-Mention Specialist of the Week (Sept. 8)

head coach.

- Long, a two-time Mountain West Coach of the Year, is the all-time winningest coach in league history. He owns 92 career Mountain West wins (95 total), 14 more than TCU's Gary Patterson in second place. Amazingly, Long's 92 career MW wins are 36 more than the next active coach, Air Force's Troy Calhoun (56).
- Long has guided San Diego State to three bowl games in his first three seasons. His three bowl appearances while leading SDSU is tied with Don Coryell for the most in school history.
- Long is one of 20 coaches in the country to guide his current team to a bowl game in each of his first three seasons.
- With bowl game appearances in a school-record four straight seasons, the Aztecs have equaled their total number of bowls played in the 41 prior seasons (1969 through 2009).
- Between 2000-09, SDSU was 38-80 (.322) and owned the nation's 106th-best winning percentage. Since 2010, San Diego State is 39-22 (.639) and owns the nation's 31st-best winning percentage.
- Since the beginning of the 2010 campaign, San Diego State has posted a 39-22 record (.639). The only teams in the state of California with a better record during that span are Stanford (51-12) and USC (41-20).
- With 39 wins in their last 61 games (39-22 since the beginning of the 2010 campaign), the Aztecs have equaled their win total from the previous 119 games (39-80).
- Long's 29 wins in through his eighth game of his fourth season as the head coach at SDSU are tied for the second most in school history. Below is a look at the most victories recorded at this point through four seasons.

**Most Victories Through The First Eight Games Of The Fourth Season As SDSU Head Coach**

Rk.	Name	Seasons	Victories	4th season, 10th game result
1.	Claude Gilbert	1973-76	33	def. at Long Beach State, 10-3
2.	Rocky Long	2011-14	30	
	Don Coryell	1961-64	30	lost at San Jose State, 15-20
4.	Al Luginbill	1989-92	25	lost at Fresno State, 41-45
5.	Ted Tollner	1994-97	23	def. San Jose State, 48-21

**#PumphItUp**

Now in his sophomore season, Donnel Pumphrey has established himself as one of the top running backs in the nation.

Through nine games, the Doak Walker Award candidate has rushed for 1,216 yards with a 6.6 yards per carry average and 13 rushing touchdowns. In addition, he is third on the team with 14 catches for 69 yards. He has six, 100-yard rushing games, three, 150-yard contests and a 200-yard rushing game this season.

Pumphrey ranks among the national leaders this season in rushing yards per game (7th, 135.1), rushing touchdowns (T-10th, 14), rushing yards per carry (14th, 6.64), points per game (27th (T-12th among non-kickers), 8.67) and all-purpose yards per game (20th, 142.78).

Pumphrey has rushed for at least 142 yards in three of his last four games and has a rushing touchdown in seven of nine games this season.

Against Hawai'i on Oct. 18, Pumphrey rushed for 182 yards and a touchdown on a career-high 25 attempts, averaging 7.3 yards per carry. It was his second-highest total in school history.

At New Mexico on Oct. 10, Pumphrey took over the game, rushing for a career high 246 yards on 20 carries with two touchdowns. Despite SDSU starting a true freshman at quarterback and with little threat of the pass (SDSU completed five passes for 73 yards on the evening), the sophomore put on a remarkable show, posting the 13th-biggest rushing game in school history and the 13th most by an FBS player this season.

Earlier this year, he posted one of the best games of his career, with 22 carries, 167 rushing yards and a career-high four touchdowns against his hometown team, UNLV.

In the game against Oregon State, Pumphrey passed 1,000 rushing yards for his career on just his 168th career carry in his 16th career game (just fourth career start). His current totals are: 1,741 rushing yards and 20 rushing touchdowns in his career and a 6.5 yards per carry average.

Pumphrey rushed for 752 yards and compiled 234 yards receiving as a freshman in 2013. He found the end zone 10 times (eight rushing, two receiving) and averaged more than six yards a rush. He compiled three 100-yard rushing efforts and saw action in all 13 games for the Aztecs.

He is one of just 12 players in San Diego State history to record three consecutive 100-yard rushing games, joining Jim Allison, Marshall Faulk, Michael Franklin, George Jones, Ronnie Hillman, Jonas Lewis, Adam Muema, Larry Ned, Wayne Pittman, David Turner and T.C. Wright.

He was the first Aztec freshman with three consecutive 100-yard rushing games since Pro Football League Hall of Famer Marshall Faulk in 1991.

Pumphrey ranked among the top college true freshman running backs in the country last season.

**Pumphrey At A Glance**

► San Diego State is 8-1 when Pumphrey rushes for at least 100 yards and 10-3 in games in which he has at least one rushing touchdown.

► On 168 career first down rushes, the sophomore has 1,106 yards (6.6 ypc) and 10 rushing touchdowns.

► He has 15 career carries on third down and two yards or less. Those 15 carries have resulted in 108 yards (7.2 ypc).

► Owns 47 career rushes of 10 yards or more, including 30 through nine games this season.

- He was one of just two freshmen in the country (19 players overall) to rush for at least 750 yards and record 230 yards receiving. He is the only Aztec ever to accomplish that as a freshman.
- Pumphrey, who started just one game, ranked sixth among true freshmen nationally in rushing yards (752).  
*Pumphrey's two-page spread can be found on pages 16-17 of the notes, while the complete bio can be found on pages 59-60*

**SDSU Career Rushing Yards**

Rk.	Name	Yds.	To Pass
1.	Marshall Faulk	4,589	2,622
---	---	---	---
8.	Wayne Pittman	2,363	396
9.	Chris Hardy	2,341	374
10.	David Turner	2,234	267
11.	Paul Hewitt	2,056	89
12.	Lynell Hamilton	2,052	85
13.	Donnel Pumphrey	1,968	--

**SDSU Career Rushing TDs**

Rk.	Name	TD	To Tie
1.	Marshall Faulk	57	36
2.	Ronnie Hillman	36	15
	Larry Ned	36	15
4.	Adam Muema	34	13
	George Jones	34	13
6.	Paul Hewitt	28	7
7.	Chris Hardy	22	1
8.	Donnel Pumphrey	21	--

**SDSU Career 100-Yd. Rushing Gms.**

Rk.	Name	No.	To Tie
1.	Marshall Faulk	23	14
---	---	---	---
7.	Norm Nygaard	11	2
	David Turner	11	2
9.	Donnel Pumphrey	9	--
	Chris Hardy	9	
	Lynell Hamilton	8	
	Paul Hewitt	8	
	Wayne Pittman	8	

complete chart on page 106 of the media guide

complete chart on page 106 of the media guide

complete chart on page 108 of the media guide

**Ruffin Climbing Charts**



After exploding on the season a year ago, Ezell Ruffin entered his senior campaign on the preseason Biletnikoff Award Watch List. Against North Carolina, he caught two passes for 64 yards before exiting the game with a broken collarbone. He had surgery on Sept. 8 and was expected to miss 4-to-6 weeks, but returned on Nov. 1 for the Nevada game.

A native of Long Beach, Calif., Ruffin entered his junior season (in 2013) with 17 career receptions. Last season, he led the team with 68 catches for 1,136 yards and three touchdowns. He produced three consecutive 100-yard receiving games, and had four 100-yard games in 2013 and five career games in which he has hit the century plateau.

His play down the stretch last season made noise nationally and he's still had a strong season in just 10 quarters of action, making nine catches for 138 yards, averaging 15.3 yards per grab and a team-high 46.0 yards per game. Five of his nine catches resulted in a San Diego State first down.

- In his last 14 games, Ruffin has 69 receptions for 1,098 yards.
- His 68 catches in 2013 are 45 more than all of his 2012 season.
- Ruffin has at least a catch in his last 17 games and has multiple receptions in 16 straight games since the start of the 2013 campaign.
- Over his career, Ruffin has 98 catches for 1,679 yards. Ruffin cleared the 1,000-yard plateau in receiving yardage on the first offensive play from scrimmage against New Mexico (Nov. 2, 2013), when he caught a 75-yard touchdown pass.  
*Ruffin's complete bio can be found on pages 62-64 of the notes.*

**Quinn Kaehler Enters Second Season As Starting QB**



A year ago at this time, Quinn Kaehler had worked his way to second on the depth chart, a walk-on firmly behind a returning starter at the quarterback position. But the Pleasant Hill, Calif., native entered the Ohio State game (the second of the 2013 season) on the fourth series and started the final 11 contests of the season.

Kaehler shook off the rust from off-season surgery to complete 120-of-206 passes (58.3 percent) this year for 1,483 yards and seven touchdowns. He has a quarterback rating of 122.17. He suffered an injury late in the game against UNLV, did not play at Fresno State and played only the second half at New Mexico on Oct. 10, attempting only three passes (one completion for 10 yards). He came back to start against Hawai'i on Oct. 18, where he was 13-for-24 for 174 yards and a touchdown, and again at Nevada (21-for-36, 189 yards, 1 TD).

He is coming off his best game of the season and one of the best of his career, completing 14-of-22 passes for 249 yards, three touchdowns and no interceptions in the victory over Idaho.

Over his 18 career starts, Kaehler has posted an 12-6 record with 25 touchdowns to 15 interceptions those starts. When other Aztec quarterbacks have started over the past two seasons, they are 1-3 with one touchdown and nine picks.

He had a 14-game streak of consecutive games with at least 200 yards passing broken at Oregon State. It was the third longest-active streak in the nation, behind Marshall's Rakeem Cato (31) and Oregon State's Sean Mannion (15).

He ended his junior campaign by going 232-of-389 (59.6 percent) for 3,007 yards with 19 touchdowns and nine interceptions. His quarterback rating was a very respectable 136.06.

Among the national leaders in 2013, Kaehler ranked 29th in passing yards per game (250.6), 32nd in pass completions per game (19.33), 36th in passing yards per completion (12.96), 46th in total offense per game (241.5) and 49th in passing touchdowns (19).

Notes on Kaehler's season in 2013:

- He became the ninth Aztec to throw for 3,000 yards in a season and the first since Ryan Lindley in 2011, despite not starting

**SDSU 2014 ACCOLADES (cont'd)**

**CALVIN MUNSON**

\* Midseason all-MW second team - Phil Steele

**TERRY POOLE**

\* Midseason all-MW first team - Phil Steele  
 \* Preseason all-MW first team - The Sporting News  
 \* Preseason all-MW second team - Athlon Sports, Lindy's, Phil Steele

**DONNEL PUMPHREY**

\* Doak Walk Award Watch List  
 \* Preseason all-MW team - Mountain West Media  
 \* Midseason all-MW first team - Phil Steele  
 \* Preseason all-MW first team - Athlon Sports  
 \* Preseason all-MW second team - Lindy's  
 \* SDSU's Preseason MVP - Lindy's  
 \* Two-time Mountain West Offensive Player of the Week (Sept. 29 & Oct. 13)  
 \* Two-time CFPA Honorable Mention Running Back Performer of the Week (Sept. 29 & Oct. 13)

**ADAM ROBERTS**

\* Earl Campbell Tyler Rose Award Watch List (Ties to State of Texas, Performance, Tenacity)

**EZELL RUFFIN**

\* Biletnikoff Award Watch List  
 \* Preseason all-MW second team - Lindy's, Phil Steele  
 \* Preseason all-MW third team - Athlon Sports  
 \* CFPA Wide Receiver Trophy Watch List  
 \* Player to Watch - Lindy's

**JORDAN SMITH**

\* Rimington Trophy Fall Watch List

**MARCUS STAMPS**

\* Preseason all-MW third team - Phil Steele

**J.J. WHITTAKER**

\* Jim Thorpe Award Watch List  
 \* Preseason all-MW team - Mountain West Media  
 \* Preseason all-MW first team - Athlon Sports, Lindy's, Phil Steele, The Sporting News

**SAN DIEGO STATE COACHING STAFF**

**On The Field:**

Rocky Long, head coach/defensive coordinator  
 Jeff Horton, assistant head coach/running backs  
 Bob Toledo, offensive coordinator  
 Zach Arnett, linebackers  
 Danny Gonzales, safeties  
 LeCharis McDaniel, wide receivers  
 Mike Schmidt, offensive line  
 Adam Hall, strength & conditioning

**In The Press Box:**

Osia Lewis, defensive line  
 Brian Sipe, quarterbacks  
 Tony White, cornerbacks/recruiting coordinator

the first two games.

- His 59.6 percent completion rate was the second highest for an Aztec starter since Kevin O'Connell completed 62.1 percent of his passes in 2005.
- He had thrown for more than 200 yards in 14 straight games, the longest streak for an Aztec player in more than 18 seasons and the third-longest active streak in the nation before the streak was snapped Sept. 20 at Oregon State.
- He is 11-5 as a starter in his career. That is a 68.8 winning percentage and he is 5-3 as a starter away from home.  
*Kaehler's complete bio can be found on pages 44-45 of the notes.*

### Looking Back at 2013 Highlights

- San Diego State capped an 8-win campaign with a 49-24 victory over Buffalo in the Famous Idaho Potato Bowl.
- San Diego State finished with a 6-2 conference record and sole possession of second place in the West Division of the Mountain West.
- The Aztecs played eight games that were decided by seven points or less. That figure tied with UCF and Georgia for the most games in the FBS in 2013. SDSU is an impressive 6-2 in those contests and has won its last four contests decided by seven points or less.
- San Diego State tied an FBS record by playing in four overtime games in a single season. The Aztecs posted a 3-1 record in those contests.
- SDSU rallied from a fourth quarter deficit to win five times last season. That was the highest total in FBS in 2013, one ahead of Auburn, Troy and UCF.
- San Diego State rallied from a 14-point or greater deficit to win three games in 2013. That is the highest total in FBS play in 2013, one ahead of Duke, Northern Illinois, SMU and UNLV.
- The Aztecs have won their last nine games played in the Mountain time zone (including earlier this year at New Mexico), which is the longest active win streak in the time zone.
- SDSU won four road games in 2013 to tie for the eighth-highest win total in the country.
- San Diego State became the first team since 2010 and just the 19th team since 1980 to overcome an 0-3 start to reach a bowl game. The Aztecs became just the sixth team in the last 33 seasons, to win a bowl game after opening a campaign 0-3.

### A Remarkable Season

In a number of different ways, the 2013 San Diego State team put together one of the most remarkable seasons not only in school history, but in the nation. From losing its first three games of the season, to rallying from fourth quarter deficits a national-best five times to win games to playing in an FBS record four overtime games, the 2013 San Diego State football team will go down as one of the most remarkable squads in the program history.

Here are a few of the many amazing things the group accomplished.

### STARTING 0-3

Starting with three consecutive losses, which has typically been fatal for teams looking to advance to postseason play. Of the 488 teams that opened play 0-3 since 1980, only 19 advanced to bowl play (including 2013 SDSU) and only 31 have posted a winning record (including 2013 SDSU). Below are a few more tidbits.

- Of those 488 teams, only 19 (including 2013 San Diego State) have won at least seven games, only seven have won eight contests and no team since 1980 that opened 0-3 went onto win at least nine games. Below is the most wins by a team that opened 0-3 during the past 34 seasons:

8 - San Diego State, 2013	8 - Nevada, 2009	8 - Rutgers, 2008	8 - North Carolina, 2001	8 - Ball State, 1996	8 - Air Force, 1994
8 - Brigham Young, 1991	8 - Penn State, 1983				
7 - Western Kentucky, 2011	7 - FIU, 2010	7 - Rice, 2006	7 - North Texas, 2004		
7 - UCF, 2002	7 - San Diego State, 1998	7 - North Carolina, 1998	7 - Alabama, 1990		
7 - Georgia Tech, 1989	7 - Texas A&M, 1988	7 - Hawai'i, 1984			

- San Diego State became the 19th team in that group of 488 to open 0-3 and advance to a bowl game. The last team to do it was in 2010, when Florida International advanced to the Little Caesars Pizza Bowl. Below is the list of teams in the past 34 seasons to advance to a bowl game after opening 0-3.

2013 - San Diego State	Famous Idaho Potato Bowl	2010 - FIU	Little Caesars Pizza Bowl
2009 - Nevada	Hawaii Bowl	2008 - Rutgers	Papa John's.com Bowl
2008 - Memphis	St. Petersburg Bowl	2006 - Rice	New Orleans Bowl
2004 - North Texas	New Orleans Bowl	2004 - Marshall	Fort Worth Bowl
2001 - North Texas	New Orleans Bowl	2001 - North Carolina	Peach Bowl
1998 - San Diego State	Las Vegas Bowl	1998 - North Carolina	Las Vegas Bowl
1996 - Ball State	Las Vegas Bowl	1991 - Brigham Young	Holiday Bowl
1990 - Alabama	Fiesta Bowl	1988 - Michigan State	Gator Bowl
1986 - Colorado	Bluebonnet Bowl	1983 - Penn State	Aloha Bowl
1983 - Mississippi	Independence Bowl		

- San Diego State was one of 12 FBS teams to open 0-3 in 2013. The other 11 teams went a combined 15-117, with no other team winning more than three games. Below is a list of teams that opened 0-3, along with their final record.

San Diego State, 8-5	Connecticut, 3-9	New Mexico State, 2-10	South Florida, 2-10
Temple, 2-10	FIU, 1-11	Hawai'i, 1-11	Idaho, 1-11
Massachusetts, 1-11	Southern Miss., 1-11	Western Michigan, 1-11	Miami (Ohio), 0-12

### FOUR OVERTIME GAMES

San Diego State played in overtime games in two of its final four, three times in its final seven games, four in its final nine and five of its last 19 games (entering 2014).

Among the notables concerning the extra frame:

- San Diego State tied the FBS record for most overtime games in a season (4). The Aztecs share the record with 2004 Northwestern, 2008 Buffalo and 2012 Louisiana-Monroe. Oddly, all four teams, including the 2013 San Diego State team, have posted a 3-1 overtime record in the four extra session games.
- 2013 marked the second time in school history that the Aztecs have played in consecutive overtime games. During the 1998 campaign, San Diego State played back-to-back overtime contests with wins at New Mexico (36-33) on Oct. 17 and against Utah (21-20) on Oct. 24.
- SDSU has now played in five overtime games over its last 22 games after playing in four over its previous 183 contests.

## SEVEN POINTS OR LESS

San Diego State played in eight games decided by seven points or less in 2013. That figure tied for the FBS high last season with Georgia and UCF. Below is a look at the teams that played the most games decided by seven points or less this season, with their record in those games.

Rk.	Team	Gms.	RIG	Overall Record
1.	San Diego State	8	6-2	8-5
	UCF	8	7-1	11-2
	Georgia	8	4-4	8-5

In 2013, the Aztecs played in seven consecutive games decided by seven points or less. That is the longest such stretch by any team in the country this season. SDSU was a remarkable 6-1 in those games during this stretch. That winning percentage of 85.7 percent ties the 2006 Maryland team for the best winning percentage during a streak of at least seven straight games decided by seven points or less since 1980.

## COMEBACKS

Last season, San Diego State proved that no deficit is too large to overcome. Five times the Aztecs have used a fourth-quarter rally to win a game and three times SDSU has overcome at least a 14-point deficit to claim victory.

How common is that? Glad you asked.

- San Diego State led the country with five fourth quarter comebacks in 2013. In fact, only Auburn, Troy and UCF had as many as four comebacks in the final quarter.
- The Aztecs led the country by overcoming a deficit of at least 14 points in three of its 2013 wins. Only Duke, Northern Illinois, SMU and UNLV rallied from a two touchdown deficit twice last season.
- SDSU posted a fourth-quarter rally to win each of its past three regular-season victories: at San José State (trailed by 11, won 34-30), at Hawai'i (trailed by seven, won 28-21 in overtime), Boise State (trailed by seven, won 34-31).
- Following the San José State game when San Diego State rallied from an 11-point deficit in the fourth quarter to win, the Aztecs improved to 5-174-2 (.033) when trailing by 11 or more in the fourth quarter.

## SDSU Names Team Captains for 2014 Season

San Diego State head football coach Rocky Long has announced that seniors Sam Meredith, Terry Poole, Ezell Ruffin and J.J. Whittaker have been named captains for the upcoming 2014 season. The quartet was selected in a vote by their teammates on Aug. 22.

Meredith, a defensive end from La Mesa, Calif., had 16 tackles, two tackles for loss, two fumble recoveries, a sack, a pass breakup and a blocked kick last year, while battling injuries throughout the season. Meredith, who started six times and played in eight of the team's 13 games, was an honorable-mention all-Mountain West pick and the team's defensive player of the year in 2012 as a true sophomore. Over his career, Meredith has 56 tackles, 8.5 TFL, three fumble recoveries, two sacks and two PBUs across 33 games and 19 starts. He is a preseason second-team selection by *Athlon Sports*.

Poole, an offensive tackle from Monterey, Calif., started all 12 games he appeared in last year as a junior, his first as an Aztec. He became one of just two SDSU players to be named to both the 2013 all-Mountain West team (honorable mention) and to the MW Fall All-Academic Team. Poole, who will move to left tackle after playing right tackle last year, allowed just two sacks in 492 dropbacks (0.4 percent) in 2013. He has already racked up the preseason accolades, including first-team recognition from *Sporting News*, and second-team honors from *Athlon Sports*, *Lindy's Sports* and *Phil Steele's College Football Preview* magazine.

Ruffin, a wide receiver from Long Beach, Calif., led San Diego State last year with 68 catches and 1,136 yards to go along with three touchdowns. The 1,136 yards were the most by an Aztec senior in the history of the MW (since 1999) and are the 10th most among in the nation among the returning FBS players. Ruffin went onto be named a MW honorable-mention selection and the team's co-offensive player of the year. Ruffin, who has 85 career receptions, 1,455 yards and three touchdowns, is on the 2014 Biletnikoff Award Watch List (top collegiate wide receiver), and has been named a preseason all-MW second-team pick by *Lindy's Sports* and *Phil Steele*, and a third-team honoree by *Athlon Sports*.

Whittaker, a cornerback from Oceanside, Calif., racked up 32 tackles (24 solos), 11 pass breakups, three interceptions, a forced fumble and two tackles for loss in his first 13 career starts and appearances. An honorable-mention all-MW selection, he ranked fifth in the league with 1.08 passes defended (PBUs + INTs) per game (14 total). Whittaker was named the MW Defensive Player of the Week on Nov. 25, 2013 after recording two interceptions against Boise State on Nov. 23, including one for a touchdown. He also had five PBUs against Nevada on Oct. 4, which was tied for the second most in a game in the country last year and the second most in a game in program history. Whittaker, who is on the Jim Thorpe Award Watch List (best defensive back), has been named a preseason all-conference selection by the MW media, and is a first-team pick by *Athlon Sports*, *Lindy's Sports*, *Phil Steele* and *Sporting News*.

## Aztecs Picked Second in Mountain West Division

The San Diego State football team has been picked to finish second in the West Division of the Mountain West in the 2014 preseason poll, the league announced Tuesday in Las Vegas. The poll is voted on by media representatives who cover the conference.

The second-place prediction matches the Aztecs' highest in the 16-year history of the league (also in 2013), although this is the second year of the two divisions in the MW. SDSU was picked to finish third in 1999 and 2004, and averaged a predicted finish of 6.5 from 2005-12.

San Diego State matched its prediction last year, taking second in the West with a 6-2 MW mark. In 2012, the Aztecs were picked fifth, but went onto finish in a three-way tie for first with Boise State and Fresno State en route to its 19th conference championship. SDSU has ended up at or better than its projected finish in five straight seasons and eight times over the past nine years.

San Diego State garnered 172 points, just two shy of two-time defending champion Fresno State's 174. Both the Aztecs and the Bulldogs picked up 15 first-place votes apiece, while Nevada had the other three and had 130 points for third in the West Division. UNLV (95), San José State (87) and Hawai'i (35) rounded out the West.

SDSU received 15 first-place votes after earning just seven total over the previous 15 preseason polls. The only other time San Diego State received multiple first-place votes in the poll was in the MW inaugural season of 1999 when it had four first-place votes. The Aztecs had one first-place vote apiece in 2001, 2012 and 2013.

Boise State paced the Mountain Division with 183 points, including 20 first-place votes. Utah State came in second with 176 and 12 first-place votes and Colorado State was third with 135 and the other first-place vote. Wyoming (90), New Mexico (56) and Air Force (53) were picked fourth, fifth and sixth, respectively, in the Mountain Division.

SDSU is the only school to play road games against the predicted winners of each division (Boise State and Fresno State). Additionally, San Diego State plays at Nevada, the team picked right behind the Aztecs in the preseason poll.

# DONNEL PUMPHREY

#PumphItUp

Running Back ■ 5-9, 170 ■ So.-11  
Las Vegas, Nev. (Canyon Springs High)

- \* 2014 Doak Walker Award Watch List
- \* 2014 Preseason All-Mountain West
- \* Two-time MW Offensive Player of the Week in 2014

One year after becoming the only freshman in school history and one of just two in the country to record at least 750 rushing yards and 230 receiving yards, Donnel Pumphrey has picked up where he left off, posting 1,216 yards through his first nine games of 2014 ... Ranks seventh in the nation in rushing yards per game (135.11), tied for 10th in rushing touchdowns (13), 14th in rushing yards per carry (6.64), 20th in all-purpose yards per game (142.78) and tied for 27th in points per game (8.67) (T-12th among non-kickers).

## PUMPHREY HIGHLIGHTS

- Career: 9, 100-Yard Rushing Games, 4, 150-Yard Rushing Games, 1, 200-Yard Rushing Game
- Season: 6, 100-Yard Rushing Games, 3, 150-Yard Rushing Games, 1, 200-Yard Rushing Game
- 5 Career Games With Multiple Rushing Touchdowns, Including 3 Or More Twice
- 4 Rushing Touchdowns vs. UNLV Are Tied For The 4th Most In FBS Play This Year
- 246 Rushing Yards At New Mexico Are The 13th Most In Program History And 13th Most In FBS This Year

■ 93-Yard Run vs. UNLV Was Tied For The Third-Longest Rushing Play In School History (2nd In DI Era) And Is The 3rd Longest In The Nation This Year

### PUMPHREY GAME-BY-GAME

2013	Att.	Yds.	TD	Rec.	Yds.	TD
Eastern Illinois	7	25	0	3	17	0
at 3/2 Ohio State	3	18	0	1	18	0
Oregon State	4	10	0	3	53	1
at New Mexico State	19	167	3	1	-2	0
Nevada	11	112	1	0	0	0
at Air Force	17	117	1	2	43	1
15/18 Fresno State	12	37	0	1	18	0
New Mexico	5	14	0	1	9	0
at San Jose State	10	78	1	1	18	0
at Hawai'i	10	61	1	2	21	0
Boise State	12	24	0	4	29	0
at UNLV	13	87	1	3	10	0
vs. Buffalo	2	2	0	0	0	0

2014	Att.	Yds.	TD	Rec.	Yds.	TD
Northern Arizona	19	111	2	1	31	0
at 21/23 No. Carolina	17	100	2	5	18	0
at Oregon State	17	89	1	2	14	0
UNLV	22	167	4	2	-3	0
at Fresno State	24	94	0	0	0	0
at New Mexico	20	246	2	1	7	0
Hawai'i	25	182	1	1	-4	0
at Nevada	13	85	0	1	3	0
Idaho	26	142	1	1	3	0
at Boise State						
Air Force						
San Jose State						



### SDSU RECORD WITH PUMPHREY

Career Games Played/Games Started	22/10
SDSU Record	13-9
<b>Rushing Touchdowns In a Game (SDSU Record)</b>	
1: 8 times (6-2)	1 or more: 13 times (10-3)
2: 3 times (2-1)	2 or more: 5 times (4-1)
3: 1 time (1-0)	3 or more: 2 times (2-0)
4: 1 time (1-0)	
<b>Rushing Yards In a Game (SDSU Record)</b>	
100-Yard Games:	9 (8-1)
150-Yard Games:	4 (4-0)
200-Yard Games:	1 (1-0)



ACTIVE CAREER NCAA DIVISION I LEADERS

**RUSHING YARDS PER CARRY (min. 1,500 yds & 85.0 RYPG)**

Rk.	Name, School	Cl.	GP	YPC
1.	Melvin Gordon, Wisconsin	Jr.	40	7.88
2.	Kareem Hunt, Toledo	So.	18	7.22
3.	Tevin Coleman, Indiana	Jr.	30	7.02
4.	Duke Johnson, Miami	Jr.	29	6.97
5.	Kevin Ellison, Georgia Southern	Jr.	21	6.78

7. **Donnel Pumphrey, SDSU** So. 22 6.39

**POINTS PER GAME AMONG NON-KICKERS (min. 20 GP & 136 pts)**

Rk.	Name, School	Cl.	GP	PPG
1.	Kenneth Dixon, Louisiana Tech	Jr.	32	9.75
2.	Marcus Cox, Appalachian State	So.	21	9.71
3.	Keenan Reynolds, Navy	Jr.	33	9.52
4.	Todd Gurley, Georgia	Jr.	29	8.90
5.	Jay Ajayi, Boise State	Jr.	33	7.27

T-12. **Donnel Pumphrey, SDSU** So. 21 6.27

**CARRIES PER GAME (min. 1,500 yards & 85.0 RYPG)**

Rk.	Name, School	Cl.	GP	CPG
1.	Marcus Cox, Appalachian State	So.	21	19.00
2.	Aaron Jones, UTEP	So.	17	18.82
3.	Jahwan Edwards, Ball State	Sr.	45	18.24
4.	Jordan Howard, UAB	So.	21	17.95
5.	James Connor, Pittsburgh	So.	21	17.43

15. **Donnel Pumphrey, SDSU** So. 22 14.00

**RUSHING YARDS PER GAME (min. 1,500 yards)**

Rk.	Name, School	Cl.	GP	YPG
1.	Todd Gurley, Georgia	Jr.	29	108.52
2.	Duke Johnson, Miami	Jr.	29	106.21
3.	Marcus Cox, Appalachian State	So.	21	103.00
4.	James Connor, Pittsburgh	So.	21	101.95
5.	Aaron Jones, UTEP	So.	17	99.82

13. **Donnel Pumphrey, SDSU** So. 22 89.45

2014 NCAA LEADERS

**RUSHING YARDS PER GAME**

Rk.	Name, School	Cl.	Yds.	YPG
1.	Melvin Gordon, Wisconsin	Jr.	1,501	166.78
2.	Tevin Coleman, Indiana	Jr.	1,371	152.33
3.	Devin Johnson, Marshall	Jr.	1,203	150.38
4.	James Connor, Pittsburgh	So.	1,342	149.11
5.	Jarvion Franklin, Western Michigan	Fr.	1,330	147.78

7. **Donnel Pumphrey, SDSU** So. 1,216 135.11

**RUSHING TOUCHDOWNS**

Rk.	Name, School	Cl.	GP	TD
1.	Jarvion Franklin, Western Michigan	Fr.	9	22
2.	Melvin Gordon, Wisconsin	Jr.	9	19
3.	Ameer Abdullah, Nebraska	Sr.	9	17
4.	James Conner, Pittsburgh	So.	9	17
5.	Devon Johnson, Marshall	Jr.	8	15

T-10. **Donnel Pumphrey, SDSU** So. 9 13

**RUSHING YARDS PER CARRY (min. 10 rushes per game)**

Rk.	Name, School	Cl.	Yds.	YPC
1.	Jhurrell Pressley, New Mexico	Jr.	872	9.18
2.	Devon Johnson, Marshall	Jr.	1,203	8.78
3.	Elijah McGuire, La.-Lafayette	So.	912	8.00
4.	Duke Johnson, Miami	Jr.	1,213	7.68
5.	Melvin Gordon, Wisconsin	Jr.	1,501	7.58

14. **Donnel Pumphrey, SDSU** So. 1,216 6.64

**ALL-PURPOSE YARDS PER GAME**

Rk.	Name, School	Cl.	Yds.	YPG
1.	Ameer Abdullah, Nebraska	Sr.	1,691	187.89
2.	Melvin Gordon, Wisconsin	Jr.	1,584	176.00
3.	Jay Ajayi, Boise State	Jr.	1,564	173.78
4.	Tevin Coleman, Indiana	Jr.	1,503	167.00
5.	Duke Johnson, Miami	Jr.	1,486	165.11

20. **Donnel Pumphrey, SDSU** So. 1,285 142.78

SDSU RECORD BOOK

**YARDS RUSHING/CAREER**

Rk.	Name, Seasons	Yards
1.	Marshall Faulk, 1991-92-93	4,589
2.	Larry Ned, 1998-99-00-01	3,462
3.	Ronnie Hillman, 2010-11	3,243
4.	Adam Muema, 2011-12-13	2,852
5.	Jonas Lewis, 1996-97-98-99	2,843
6.	George Jones, 1995-96	2,810
7.	Norm Nygaard, 1952-53-54	2,619
8.	Wayne Pittman, 1991-92-93-94	2,363
9.	Chris Hardy, 1983-84-85-86	2,341
10.	David Turner, 1976-77	2,234
11.	Paul Hewitt, 1987-88	2,056
12.	Lynell Hamilton, 2003-05-06-07	2,052

13. **Donnel Pumphrey, 2013-14** 1,968

**100-YARD RUSHING GAMES/CAREER**

Rk.	Name, Seasons	Games
1.	Marshall Faulk, 1991-92-93	23
2.	Ronnie Hillman, 2010-11	15
3.	Adam Muema, 2011-12-13	14
4.	George Jones, 1995-96	14
5.	Larry Ned, 1998-99-00-01	13

T-9. **Donnel Pumphrey, 2013-14** 9

**150-YARD RUSHING GAMES/CAREER**

Rk.	Name, Seasons	Games
1.	Marshall Faulk, 1991-92-93	16
2.	Ronnie Hillman, 2010-11	12
3.	George Jones, 1995-96	8
4.	Larry Ned, 1998-99-00-01	7
5.	Norm Nygaard, 1952-53-54	6

7. **Donnel Pumphrey, 2013-14** 4

**RUSHING TOUCHDOWNS/CAREER**

Rk.	Name, Seasons	TD
1.	Marshall Faulk, 1991-92-93	57
2.	Ronnie Hillman, 2010-11	36
3.	Larry Ned, 1998-99-00-01	36
4.	Adam Muema, 2011-12-13	34
5.	George Jones, 1995-96	34
6.	Paul Hewitt, 1987-88	28

T-8. **Donnel Pumphrey, 2013-14** 21

PUMPHREY VS. AZTEC GREATS - SOPHOMORE YR

Marshall Faulk (1992)	Carries	Yards	TD
USC	27	220	3
at Brigham Young	25	299	3
at (11) UCLA	23	118	1
at New Mexico*	25	200	2
UTEP*	30	156	1
Air Force* (1K)	29	129	0
at Colorado State*	18	60	0
at Wyoming*	33	127	0
(23) Hawai'i*	43	300	4
Fresno State*	1	21	1
(1) Miami (Fla.)		injured	
9 Games Into Soph. Yr.:	253	1,609	14
22 Games Into Career:	484	3,195	36

Ronnie Hillman (2011)	Carries	Yards	TD
Cal Poly	28	189	2
at Army	17	117	2
Washington State	32	191	4
at (21) Michigan	21	109	0
TCU	20	55	0
at Air Force	27	172	2
Wyoming (1K)	25	224	2
New Mexico	29	141	1
at Colorado State	24	80	0
Boise State	3	8	0
at UNLV	32	192	2
Fresno State	29	178	4
Louisiana-Lafayette	24	55	0
9 Games Into Soph. Yr.:	223	1,278	13
22 Games Into Career:	485	2,810	40

SDSU RECORD BOOK (CONTINUED)

**OVERALL TOUCHDOWNS/CAREER**

Rk.	Name, Seasons	TD
1.	Marshall Faulk, 1991-92-93	62
2.	Ronnie Hillman, 2010-11	38
3.	Adam Muema, 2011-12-13	36
4.	George Jones, 1995-96	34
5.	Paul Hewitt, 1987-88	34

T-10. **Donnel Pumphrey, 2013-14** 23

**YARDS RUSHING/SEASON**

Rk.	Name, Season	Yards
1.	George Jones, 1995	1,842
2.	Ronnie Hillman, 2011	1,711
3.	Marshall Faulk, 1992	1,630
4.	Marshall Faulk, 1991	1,586
5.	Larry Ned, 2001	1,549
6.	Ronnie Hillman, 2010	1,532
7.	Marshall Faulk, 1993	1,530
8.	Adam Muema, 2012	1,458
9.	David Turner, 1977	1,252
10.	Adam Muema, 2013	1,244

11. **Donnel Pumphrey, 2014** 1,216

**YARDS RUSHING/SOPHOMORE**

Rk.	Name, Seasons	Yards
1.	Ronnie Hillman, 2011	1,711
2.	Marshall Faulk, 1992	1,630
3.	Adam Muema, 2012	1,458
4.	Donnel Pumphrey, 2014	1,216
5.	Jonas Lewis, 1997	1,021

T-9. **Donnel Pumphrey, 2014** 6

**100-YARD RUSHING GAMES/SEASON**

Rk.	Name, Season	Games
1.	Ronnie Hillman, 2011	9
2.	George Jones, 1995	9
3.	Marshall Faulk, 1992	8
4.	Marshall Faulk, 1991	8
5.	Adam Muema, 2012	7
6.	Marshall Faulk, 1993	7
7.	David Turner, 1977	7
8.	Jim Allison, 1964	7
9.	Donnel Pumphrey, 2014	6
10.	Adam Muema, 2013	6
11.	Ronnie Hillman, 2010	6
12.	Larry Ned, 2001	6
13.	Tony Allen, 1979	6

T-8. **Donnel Pumphrey, 2014** 6

PUMPHREY VS. AZTEC GREATS - SOPHOMORE YR

Adam Muema (2012)	Carries	Yards	TD
at Washington	11	32	1
Army	15	98	1
North Dakota	13	124	1
San Jose State	25	202	1
at Fresno State	13	64	2
Hawai'i	20	77	1
Colorado State	14	105	2
at Nevada	13	47	0
UNLV	21	143	0
at Boise State (1K)	25	127	1
Air Force	15	81	2
at Wyoming	26	255	4
Brigham Young	26	103	0
9 Games Into Soph. Yr.:	145	892	9
22 Games Into Career:	323	1,918	19

Donnel Pumphrey (2014)	Carries	Yards	TD
Northern Arizona	19	11	2
at North Carolina	17	100	2
at Oregon State	17	89	1
UNLV	22	167	4
at Fresno State	24	94	0
at New Mexico	20	246	2
Hawai'i	25	182	1
at Nevada	13	85	0
Idaho	26	142	1
at Boise State			
Air Force			
San Jose State			
9 Games Into Soph. Yr.:	183	1,216	13
22 Games Into Career:	308	1,968	21

# SAN DIEGO STATE ATHLETIC DEPARTMENT

## NATIONAL RANKINGS

### ■ Highest Combined Football and Men's Basketball Winning Percentage Since the Start of 2010-11 Season

Rk.	School	W	L	Pct.
1.	Ohio State	157	40	79.7%
2.	Louisville	165	49	77.1%
3.	<b>San Diego State</b>	<b>153</b>	<b>49</b>	<b>75.7%</b>
4.	Florida	155	54	74.2%
5.	Oregon	153	54	73.9%
6.	Michigan State	153	55	73.6%
7.	Wisconsin	150	56	72.8%
8.	Syracuse	150	57	72.5%
9.	Duke	145	57	71.8%
10.	Arizona	147	59	71.4%
11.	Missouri	141	58	70.9%
12.	North Carolina	144	61	70.2%
13.	Brigham Young	143	61	70.1%
14.	Florida State	142	61	70.0%
15.	Cincinnati	139	60	69.8%
16.	Kansas State	135	61	68.9%
17.	Baylor	141	64	68.8%
18.	Michigan	142	65	68.6%
19.	Alabama	136	64	68.0%
20.	Notre Dame	133	63	67.9%

### ■ Mountain West Championships, Since the Start of 2012-13 Season\*

Rk.	School	Championships
1.	<b>San Diego State</b>	<b>21</b>
2.	New Mexico	11
3.	Fresno State	5
4.	Boise State	4
5.	Colorado State	3
	UNLV	3
7.	all others	0

\* - Includes only sports in which San Diego State competes.

### ■ SDSU Conference Championships / 2014-15 Season

Women's Soccer (regular season)

Women's Soccer (tournament)

### ■ SDSU Conference Championships / 2013-14 Season

Baseball (tournament)

Men's Basketball (regular season)

Women's Soccer (regular season)

Women's Soccer (tournament)

Softball

Outdoor Track & Field

Water Polo (regular season)

### ■ SDSU Conference Championships / 2012-13 Season

Baseball (tournament)

Women's Basketball (regular season)

Football

Women's Soccer (regular season)

Women's Soccer (tournament)

Indoor Track & Field

Outdoor Track & Field

Softball

Swimming & Diving

Men's Tennis (regular season)

Women's Tennis (regular season)

Volleyball



## Aztecs Rising

Over the past several seasons, San Diego State has established itself as one of the premier athletic programs in the country.

- Since 2010, **SDSU** has had nine different programs finish an NCAA championship in the top 25 — Men's Basketball, Women's Basketball, Men's Golf, Women's Soccer, Softball, Women's Indoor and Outdoor Track and Field (three times).
- Since 2010, **SDSU** has had six teams finish in the top 10 at the NCAA championship — Men's Basketball (twice), Women's Basketball, Men's Golf, Women's Soccer, Women's Outdoor Track and Field.
- In each of the last three years, **SDSU** has enjoyed its best point-total in the Learfield Sports Director's Cup, including the 2013-14 season.
- In 2013, **SDSU's** average home football attendance increased by 2,300 fans. It marked the third time in the last four years that **SDSU's** increase in average home attendance ranked among the national leaders (6th in 2010, 9th in 2011, 30th in 2013).
- **SDSU** is one of 11 schools nationally to play in the last five NCAA men's basketball tournaments. No other California or Mountain West school can make that claim.
- Over the last seasons, a total of 13 **SDSU** coaches have received conference coach of the year honors.
- **SDSU** set a school record with a department average of 980 in the Academic Progress Report (APR) released in May 2014 by the NCAA. Among those programs that scored record multi-year APR figures were football, men's basketball and baseball.

## 2014-15 Update

- Cross Country — The Aztecs most recently competed at the Mountain West Championships on Oct. 31 and ended the morning with a 10th-place finish out of 11 teams. Despite the results, sophomore Elaine Ribeiro was once again the Aztecs' top runner for the fifth time in all five races she's competed, placing 39th out of 88 runners. The NCAA West Regional Championships are set for Nov. 14 at the Stanford Golf Course in Stanford, Calif.
- Women's Soccer (15-4-2; 9-2 Mountain West) — After capturing their third consecutive regular season Mountain West Championship, the Aztecs won their third straight tournament crown by beating second-seeded Wyoming, 1-0, in overtime on Saturday. The Aztecs are now 15-4-2 and will find out where they will play in the NCAA tournament, which will be announced Monday at 1:30 p.m. PT. Kelsey Booth leads the team in scoring with 21 points on seven goals and seven assists.
- Men's Soccer (7-11; 1-8 Pac-12) — The Aztecs kicked off the 2014 season with six straight home matches. San Diego State lost its opener, 1-0, to Cal State Bakersfield, but won five straight games, including wins over No. 25 Clemson and No. 19 Denver. **SDSU** is 1-8 in Pac-12 play and will play its last regular-season game away at UCLA on Nov. 16. David Olsen leads **SDSU** in scoring with seven goals, while Farrayah Bass and Jeff Rhodes tie for second with three goals.
- Volleyball (11-13; 6-7 Mountain West) - The Aztecs were picked fourth in the MW preseason poll. The season has been a series of streaks as **SDSU**, most recently losing back-to-back road games at Air Force and New Mexico. At 11-13 overall and 6-7 in Mountain West play, the Aztecs have five regular season matches left on the schedule, including home contests against San Jose State and Nevada this weekend at Aztec Court.

# SAN DIEGO STATE FOOTBALL

## INSIDE THE NUMBERS

### ■ California Schools Football Winning Percentage / Since Fall of 2010

Rk.	School	W	L	Pct.	Bowls
1.	Stanford	51	12	81.0	4
2.	USC	41	20	67.2	2
3.	<b>San Diego State</b>	<b>39</b>	<b>22</b>	<b>63.9</b>	<b>4</b>
4.	UCLA	37	26	58.7	3
5.	Fresno State	36	26	58.1	3
6.	San José State	26	33	44.1	1
7.	California	21	37	36.2	1

### ■ Most Coaching Victories Through First Three Seasons / San Diego State

Rk.	School	Wins	Seasons
1.	<b>Rocky Long</b>	<b>25</b>	<b>2011-12-13</b>
	Claude Gilbert	25	1973-74-75
3.	Don Coryell	22	1961-62-63
4.	Ted Tollner	20	1994-95-96
	Al Luginbill	20	1989-90-91

### ■ All-Time Mountain West Coaching Victories

Rk.	School	Wins
1.	<b>Rocky Long</b>	<b>92</b>
2.	Gary Patterson	77
3.	Sonny Lubick	59
4.	Kyle Whittingham	57
5.	Troy Calhoun	56
	Bronco Mendenhall	56

### ■ Current Mountain West Coaching Victories (counts only wins while at an MW school)

Rk.	School	Wins
1.	<b>Rocky Long</b>	<b>92</b>
2.	Troy Calhoun	56
3.	Tim DeRuyter	24
4.	Jim McElwain	21
5.	Bobby Hauck	15

### ■ NFL Draft Picks Since 2011 / California Schools

Rk.	School	Number
1.	USC	19
2.	Stanford	17
3.	California	16
4.	UCLA	12
5.	<b>San Diego State</b>	<b>11</b>
6.	Fresno State	6
7.	San José State	3
8.	Cal Poly	1

### ■ NFL Draft Picks Since 2011 / Mountain West Schools

Rk.	School	Number
1.	Boise State	13
2.	<b>San Diego State</b>	<b>11</b>
3.	Nevada	10
4.	Utah State	8
5.	Fresno State	6
6.	Hawai'i	4
7.	San José State	3
	Wyoming	3
9.	Colorado State	2
10.	Air Force	0
	New Mexico	0
	UNLV	0



Under the direction of fourth-year head coach Rocky Long, San Diego State has made a dramatic turnaround.

■ SDSU is one of 29 schools nationally to appear in bowl games each of the last four seasons. San Diego State is one of only two California schools to appear in four consecutive bowl games (Stanford) and is one of only two current Mountain West schools to appear in bowl games in 2010, 2011, 2012 and 2013 (Boise State).

■ With a bowl game in a school-record four straight years, the Aztecs have equaled their total number of bowls played in the previous 41 seasons from 1969-2009.

■ Long's impact has been felt almost immediately, first as the defensive coordinator in 2009-10 and then as the head coach since 2011. SDSU went without a winning season for the 10 straight years from 2000-09 when it won 32.2 percent of its games and owned one of the nation's worst records. Below is a look at the dramatic turnaround.

Time	W-L (Pct.)	NCAA Rk.	Bowl Gms.	Winning Seasons
2000-09 (Previous 10 Seasons)	38-80 (.322)	106	0	0
Since 2010	39-22 (.639)	31	4	4

■ San Diego State owns a 39-22 record over the past four-plus seasons. Prior to the 2010 campaign, it took the Aztecs 119 games to compile 39 wins (39-80).

■ The 34 victories from 2010-13 is the highest win-total over a four-year span since the Aztecs went 36-7-1 from 1974-77.

SDSU is 1 of 5 schools to play in 4 straight bowl games and earn an NCAA men's basketball berth in each of the last 5 years.



SDSU is 1 of 5 schools to win a bowl game and advance to the Sweet 16 of the NCAA men's hoops tournament in 2013-14.





# MOUNTAIN WEST

## 2014 MW Standings

### West Division

	MW	Pct.	Overall	Pct.
Nevada	3-2	.600	6-3	.667
<b>San Diego State</b>	<b>3-2</b>	<b>.600</b>	<b>5-4</b>	<b>.556</b>
Fresno State	3-3	.500	4-6	.400
San José State	2-3	.400	3-6	.333
Hawai'i	1-4	.200	2-8	.200
UNLV	1-5	.167	2-8	.200

### Mountain Division

	MW	Pct.	Overall	Pct.
Colorado State	5-1	.833	9-1	.900
Boise State	4-1	.800	7-2	.779
Utah State	4-1	.800	7-3	.700
Air Force	3-2	.600	7-2	.778
Wyoming	2-4	.333	4-6	.400
New Mexico	1-4	.200	3-6	.333

### This Week in the Mountain West

#### Saturday, Nov. 15

Nevada at Air Force, 11 a.m. PT	ROOT Sports/MWVN
New Mexico at Utah State, 1 p.m. PT	ESPNews
Hawai'i at San José State, 1:30 p.m. PT	Oceanic TWC/MWVN
UNLV at Brigham Young, 4 p.m. PT	ESPNU
<b>San Diego State at Boise State, 7:15 p.m. PT</b>	<b>ESPNU</b>

#### Friday, Nov. 21

<b>Air Force at San Diego State, 6:30 p.m. PT</b>	<b>CBSN</b>
San José State at Utah State, 6:30 p.m. PT	ESPNU2

#### Saturday, Nov. 22

New Mexico at Colorado State, 10:30 a.m. PT	ROOT Sports/MWVN
UNLV at Hawai'i, 8 p.m. PT	Oceanic TWC/MWVN
Utah State at Boise State, TBD	ESPN Networks
Nevada at UNLV, TBD	ESPN Networks

### Mountain West Bowl Tie-Ins

<b>R+L Carriers New Orleans Bowl</b>	<b>vs. Sun Belt</b>
Dec. 20 ESPN 10 a.m. CT	New Orleans, La.

<b>Gildan New Mexico Bowl</b>	<b>vs. C-USA</b>
Dec. 20 ESPN 12:20 p.m. MT	Albuquerque, N.M.

<b>Las Vegas Bowl</b>	<b>vs. Pac-12</b>
Dec. 20 ABC 12:30 p.m. PT	Las Vegas, Nev.

<b>Famous Idaho Potato Bowl</b>	<b>vs. MAC</b>
Dec. 20 ESPN 3:45 p.m. MT	Boise, Idaho

<b>SDCC Union Poinsettia Bowl</b>	<b>vs. Navy</b>
Dec. 23 ESPN 6:30 p.m. PT	San Diego, Calif.

<b>Sheraton Hawai'i Bowl</b>	<b>vs. C-USA</b>
Dec. 24 ESPN 3 p.m. HT	Honolulu, Hawaii

## Charting the Opponents

### Northern Arizona (7-3, 5-1 Big Sky)

<b>A.30 at San Diego State</b>	<b>L, 7-38</b>
S.6 at Abilene Christian	W, 27-21
S.13 New Mexico Highlands	W, 62-23
S.20 at South Dakota	L, 21-28
S.27 Cal Poly*	W, 38-35
0.4 at Northern Colorado*	L, 17-24
0.18 at Portland State*	W, 21-17
0.25 Eastern Washington*	W, 28-27
N.1 at Weber State*	W, 29-22
N.8 UC Davis*	W, 23-21
N.15 at North Dakota*	Noon CT
N.22 Southern Utah*	2 p.m. MT

### UNLV (2-8, 1-5 MW)

A.29 at Arizona	L, 13-58
S.6 Northern Colorado	W, 13-12
S.13 Northern Illinois	L, 34-48
S.20 at Houston	L, 14-47
<b>S.27 at San Diego State*</b>	<b>L, 17-34</b>
0.4 at San José State*	L, 10-33
0.10 Fresno State*	W, 30-27 (ot)
0.25 at Utah State*	L, 20-34
N.1 New Mexico*	L, 28-31
N.8 Air Force*	L, 21-48
N.15 at Brigham Young	5 p.m. MT
N.22 at Hawai'i*	6 p.m. HT
N.29 Nevada	TBA

### Hawai'i (2-8, 1-4 MW)

A.30 Washington	L, 16-17
S.6 Oregon State	L, 31-38
S.13 Northern Iowa	W, 27-24
S.20 at Colorado	L, 12-21
0.4 at Rice	L, 14-28
0.11 Wyoming*	W, 38-28
<b>O.18 at San Diego State*</b>	<b>L, 10-20</b>
0.25 Nevada*	L, 18-26
N.1 Utah State*	L, 14-34
N.8 at Colorado State*	L, 22-49
N.15 at San José State*	1:30 p.m. PT
N.22 UNLV*	6 p.m. HT
N.29 at Fresno State	4 p.m. PT

### Boise State (7-2, 4-1 MW)

A.28 vs. Ole Miss	L, 13-35
S.6 Colorado State*	W, 37-24
S.13 at Connecticut	W, 38-21
S.20 Louisiana	W, 34-9
S.27 at Air Force*	L, 14-28
0.4 at Nevada*	W, 51-46
0.17 Fresno State*	W, 37-27
0.24 Brigham Young	W, 55-30
N.8 at New Mexico*	W, 60-49
<b>N.16 San Diego State*</b>	<b>8:15 p.m. MT</b>
N.22 at Wyoming*	TBA
N.29 Utah State*	TBA

### North Carolina (4-5, 2-3 ACC)

A.30 Liberty	W, 56-29
<b>S.6 San Diego State</b>	<b>W, 31-27</b>
S.20 at East Carolina	L, 41-70
S.27 at Clemson*	L, 35-50
0.4 Virginia Tech*	L, 17-34
0.11 at Notre Dame	L, 43-50
0.18 Georgia Tech*	W, 48-43
0.25 at Virginia*	W, 28-27
N.1 at Miami*	L, 20-47
N.15 Pittsburgh*	12:30 p.m. ET
N.20 at Duke*	7:30 p.m. ET
N.29 North Carolina State*	TBA

### Fresno State (4-6, 3-3 MW)

A.30 at USC	L, 13-52
S.6 at Utah	L, 27-59
S.13 Nebraska	L, 19-55
S.20 Southern Utah	W, 56-16
S.26 at New Mexico*	W, 35-24
<b>O.3 San Diego State*</b>	<b>W, 24-13</b>
0.10 at UNLV*	L, 27-30
0.17 at Boise State*	L, 27-37
N.1 Wyoming*	L, 17-45
N.8 San José State*	W, 38-24
N.22 at Nevada*	TBA
N.29 Hawai'i*	4 p.m. PT

### Nevada (6-3, 3-2 MW)

A.30 Southern Utah	W, 28-19
S.5 Washington State	W, 24-13
S.13 at Arizona	L, 28-35
S.27 at San José State*	W, 21-10
0.4 Boise State*	L, 46-51
0.11 Colorado State*	L, 24-31
0.18 at Brigham Young	W, 42-35
0.26 at Hawai'i*	W, 26-18
<b>N.1 San Diego State*</b>	<b>W, 30-14</b>
N.15 at Air Force*	Noon MT
N.22 Fresno State*	TBA
N.29 at UNLV*	TBA

### Air Force (7-2, 3-2 MW)

A.30 Nicholls State	W, 44-16
S.6 at Wyoming*	L, 13-17
S.13 at Georgia State	W, 48-38
S.27 Boise State*	W, 28-14
0.4 Navy	W, 30-21
0.11 at Utah State*	L, 16-34
0.18 New Mexico*	W, 35-31
N.1 at Army	W, 23-6
N.8 at UNLV*	W, 48-21
N.15 Nevada*	Noon MT
<b>N.21 at San Diego State*</b>	<b>6:30 p.m. PT</b>
N.28 Colorado State*	1:30 p.m. MT

### Oregon State (4-5, 1-5 Pac-12)

A.30 Portland State	W, 29-14
S.6 at Hawai'i	W, 38-30
<b>S.20 San Diego State</b>	<b>W, 28-7</b>
S.27 at USC*	L, 10-35
0.4 at Colorado*	W, 36-31
0.16 Utah*	L, 23-29 (2 ot)
0.25 at Stanford*	L, 14-38
N.1 California*	L, 31-45
N.8 Washington State*	L, 32-39
N.15 Arizona State*	7:45 p.m. PT
N.22 at Washington*	TBA
N.29 Oregon*	TBA

### New Mexico (3-6, 1-4 MW)

A.30 UTEP	L, 24-31
S.6 Arizona State	L, 23-58
S.20 at New Mexico State	W, 38-35
S.26 Fresno State*	L, 24-35
0.4 at UTSA	W, 21-9
<b>O.10 San Diego State*</b>	<b>L, 14-24</b>
0.18 at Air Force*	L, 31-35
N.1 at UNLV*	W, 31-28
N.8 Boise State*	L, 49-60
N.15 at Utah State*	8:15 p.m. MT
N.22 at Colorado State*	11:30 a.m. MT
N.29 Wyoming*	1 p.m. MT

### Idaho (1-8, 1-5 Sun Belt)

A.30 at Florida	Suspended
S.6 at Louisiana-Monroe*	L, 31-38
S.13 Western Michigan	L, 33-45
S.20 at Ohio	L, 24-36
S.27 South Alabama*	L, 10-34
0.4 at Texas State*	L, 30-35
0.11 at Georgia Southern*	L, 24-47
0.18 New Mexico State*	W, 29-17
N.1 Arkansas State*	L, 28-44
<b>N.8 at San Diego State</b>	<b>L, 21-35</b>
N.15 Troy*	2 p.m. PT
N.29 at Appalachian State*	TBA

### San José State (3-6, 2-3 MW)

A.28 North Dakota	W, 42-10
S.6 at Auburn	L, 13-59
S.20 at Minnesota	L, 7-24
S.27 Nevada*	L, 10-21
0.4 UNLV*	W, 33-10
0.18 at Wyoming*	W, 27-20 (ot)
0.25 at Navy	L, 31-41
N.1 Colorado State*	L, 31-38
N.8 at Fresno State*	L, 24-38
N.15 Hawai'i*	1:30 p.m. PT
N.21 at Utah State*	7:30 p.m. MT
<b>N.30 at San Diego State</b>	<b>12:30 p.m. PT</b>

**LONG'S SITUATIONAL RECORD**

<b>Overall</b>	<b>95-87</b>
at San Diego State	30-18
at New Mexico	65-69
<b>Home</b>	<b>56-37</b>
San Diego, Calif.	17-8
Albuquerque, N.M.	39-29
<b>Road</b>	<b>38-46</b>
at San Diego State	12-9
<b>Neutral</b>	<b>1-4</b>
Scoring 41+ Points	23-1
Scoring 20+ Points	89-32
Allowing 20- Points	49-12
<b>Conference Games</b>	<b>61-49</b>
MW Games	60-42
3-Point or Closer	20-14
7-Point or Closer	40-31

**THE LONG FACTOR**

Below is a look at the two seasons prior to Rocky Long joining the SDSU staff, the next two seasons in which he served as the Aztecs' defensive coordinator and the last three-plus seasons in which he is the head coach (and defensive coordinator):

<b>Category</b>	<b>2007-08</b>	<b>09-10</b>	<b>11-14</b>
Record	6-18	13-12	30-18
MW Record	3-13	7-9	20-8
Opp. PPG	35.8	26.1	25.8
Opp. Total Offense/G	479.5	367.3	374.9

**BOWL GAMES AS A COACH**

**San Diego State**

- 2013 Famous Idaho Potato Bowl
- 2012 Poinsettia Bowl
- 2011 New Orleans Bowl
- 2010 Poinsettia Bowl

**New Mexico**

- 2007 New Mexico Bowl
- 2006 New Mexico Bowl
- 2004 Emerald Bowl
- 2003 Las Vegas Bowl
- 2002 Las Vegas Bowl

**UCLA**

- 1998 Cotton Bowl

**MOUNTAIN WEST VICTORIES**

<b>Rk.</b>	<b>Name, Team</b>	<b>Wins</b>
1.	Rocky Long, UNM-SDSU*	92
2.	Gary Patterson, TCU	77
3.	Sonny Lubick, Colorado State	59
4.	Kyle Whittingham, Utah	57
5.	Troy Calhoun, Air Force*	55
	Bronco Mendenhall, Brigham Young	56

Includes all victories while team was in the league since the inception of the MW.

\* - indicates current active coach in the MW



**ROCKY LONG**

**Two-Time Mountain West Conference Coach of the Year (2002 and 2012)**

**Fourth Season As San Diego State Head Coach (30-18) | Sixth Season At San Diego State 15th Season As Head Coach (95-87)**

**DID YOU KNOW?**

- Was one of four NCAA players who visited U.S. servicemen in Vietnam in the summer of 1971, spending two weeks visiting different U.S. bases
- Bobby Knight paid Long a home visit and recruited the two-sport athlete to play basketball at Army
- Left New Mexico as the all-time leading rusher (2,071 yards) and threw just 23 interceptions in 30 career games

**COACHING HIGHLIGHTS**

- Has the most all-time victories in the Mountain West with 92.
- Was named the Mountain West Coach of the Year in 2002 and again in 2012.
- In his 15th season as a head coaching experience and has spent 17-plus seasons as a defensive coordinator.

**AT SAN DIEGO STATE**

- Became San Diego State's 18th head football coach on Jan. 12, 2011.
- Was the defensive coordinator at SDSU from 2009-10.
- In 2012, led the Aztecs to a share of the Mountain West title at 7-1. It was San Diego State's 19th conference title, first Mountain West championship and first league title since 1998. The Aztecs were picked fifth in the preseason poll.

**COACHING PRIOR TO SAN DIEGO STATE**

- Compiled a school-record 65 victories and led the Lobos to five bowl game appearances in his final seven seasons. His teams were bowl eligible in seven of his last eight campaigns.
- In his final nine seasons in Albuquerque, Long's defensive units ranked among the top 30 in fewest yards allowed six times and among the top 40 against the rush every year. In both 2001 and 2003, New Mexico's defense ranked fifth nationally in fewest rushing yards allowed per game.
- While at New Mexico, he coached 13 players selected in the NFL Draft, 10 players who earned All-America honors and had a MWC-high 34 first-team all-conference selections since 2003.
- Prior to accepting the head coaching position at New Mexico, Long served as defensive coordinator for 12 seasons at three different schools. He was the defensive coordinator for two years under Bob Toledo at UCLA in 1996-97, for five seasons at Oregon State from 1991-95, and for five campaigns at Wyoming from 1981-85.
- Also served as an assistant coach at TCU, with the CFL's British Columbia team and started his career at New Mexico as a graduate assistant coach in 1972.

**PLAYING EXPERIENCE:**

- Originally a defensive back, Long became a three-year starter at quarterback for the Lobos from 1969-71. He earned team most valuable player honors and was the Western Athletic Conference Offensive Player of the Year as a senior.
- Long played professionally in the CFL with British Columbia in 1972-73 and 1975-76. He also competed in the World Football League with the Detroit Wheels in 1974.
- Attended Alta Loma High School in Alta Loma, Calif.

**Rocky Long Head Coaching Record**

Year	Record	League	Finish	Home	Away	Neutral	Bowl Game
1998	New Mexico 3-9	1-7	7th, WAC	2-4	1-5		
1999	New Mexico 4-7	3-4	T-5th, MW	3-3	1-4		
2000	New Mexico 5-7	3-4	T-5th, MW	3-3	2-4		
2001	New Mexico 6-5	4-3	T-3rd, MW	4-2	2-3		
2002	New Mexico 7-7	5-2	2nd, MW	5-1	2-5	0-1	Las Vegas Bowl, UCLA (L, 13-27)
2003	New Mexico 8-5	5-2	2nd, MW	5-2	3-2	0-1	Las Vegas Bowl, Oregon State (L, 14-55)
2004	New Mexico 7-5	5-2	2nd, MW	3-2	4-2	0-1	Emerald Bowl, Navy (L, 19-34)
2005	New Mexico 6-5	4-4	T-4th, MW	2-3	4-2		
2006	New Mexico 6-7	4-4	5th, MW	3-5	3-2		New Mexico Bowl, San José State (L, 12-20)
2007	New Mexico 9-4	5-3	T-3rd, MW	6-1	3-3		New Mexico Bowl, Nevada (W, 23-0)
2008	New Mexico 4-8	2-6	T-6th, MW	3-3	1-5		
<b>UNM TOTALS</b>	<b>65-69</b>	<b>41-41</b>		<b>39-29</b>	<b>26-37</b>	<b>0-3</b>	<b>1-4</b>
Year	Record	League	Finish	Home	Away	Neutral	Bowl Game
2011	San Diego State 8-5	4-3	4th, MW	4-3	4-1	0-1	New Orleans Bowl, La.-Lafayette (L, 30-32)
2012	San Diego State 9-4	7-1	T-1st, MW	6-2	3-2		Poinsettia Bowl, Brigham Young (L, 6-23)
2013	San Diego State 8-5	6-2	2nd, MW-West	3-3	4-2	1-0	Famous Idaho Potato Bowl, Buffalo (W, 49-24)
2014	San Diego State 5-4	3-2		4-0	1-4	0-0	
<b>SDSU TOTALS</b>	<b>30-18</b>	<b>20-8</b>		<b>17-8</b>	<b>12-9</b>	<b>1-1</b>	<b>1-2</b>
<b>OVERALL TOTALS</b>	<b>95-87</b>	<b>61-49</b>		<b>56-37</b>	<b>38-46</b>	<b>1-4</b>	<b>2-6</b>

# AZTEC COACHING STAFF



## Rocky Long

FIELD

### HC/Def. Coord., 4th Year (New Mexico '74)

- Named SDSU's head coach on Jan. 12, 2011, after serving two seasons as the defensive coordinator.
- Has 13 years of head coaching experience (New Mexico, 1998-2008) and 16 years service as a defensive coordinator (San Diego State, 2009-; UCLA, 1996-97; Oregon State, 1991-95; Wyoming, 1981-85).
- Owns the most victories of any Mountain West head coach in the league's history. Was named the league's coach of the year in 2002 and in 2012.



## Jeff Horton

FIELD

### Asst. HC/RBs, 4th Year (Nevada '81)

- Spent the final five games of 2011 as the interim head coach at Minnesota, leading the Gophers to a 2-3 record (team was 1-6 before his promotion) with victories over bowl-bound Illinois and Iowa.
- Also had head coaching stints at UNLV (1994-98) and Nevada (1993).
- Started his collegiate coaching career in 1984 as a graduate assistant at Minnesota under legendary head coach Lou Holtz.



## Bob Toledo

FIELD

### Off. Coordinator, 2nd Year (San Francisco St. '68)

- Bob Toledo has 38 years of coaching experience, including 18 years as a head coach and 15 years as an offensive coordinator.
- Notable pupils include running backs Matt Forte and Skip Hicks, quarterbacks Cade McNown and Chris Miller, wide receivers J.J. Stokes and Butch Johnson and offensive linemen Jonathan Ogden and Richmond Webb.
- His teams have been to 13 bowl games, including seven of the traditional New Year's Day bowls.



## Zach Arnett

FIELD

### Linebackers, 4th Year (New Mexico '09)

- Was promoted to linebackers coach in the spring of 2014 after spending three years as a defensive graduate assistant.
- Played collegiately for four seasons at New Mexico under current San Diego State head coach Rocky Long.
- Served as a team captain for the Lobos as a senior in 2008, helping UNM rank 36th nationally in rushing defense.
- Also excelled in the classroom, earning first-team Academic All-America honors in 2008.



## Danny Gonzales

FIELD

### Safeties, 4th Year (New Mexico '98)

- Previously worked with SDSU head coach Rocky Long at New Mexico as a defensive graduate assistant (1999-02), a video coordinator (2003-05) and a special teams/safeties coach (2005-08).
- Coached Lobo place-kicker John Sullivan to consensus All-America honors in 2007.
- Earned three letterwinners as a punter and safety at UNM, where he won the Chuck Cummings Memorial Award for morale and spirit.



## Osia Lewis

BOX

### Defensive Line, 4th Year (Oregon St. '86)

- Worked along side SDSU head coach Rocky Long at UNM from 2003-07 as the defensive coordinator.
- Also spent time as a defensive coordinator at UTEP (2008-09) and the Hartford Colonials of the United Football League (2010).
- Has coached in the Mountain West, Conference USA, Big Ten and Pac-10, and has been on the sidelines in seven bowl games.
- Earned all-conference honors at Oregon State as a senior in 1985.



## LeCharls McDaniel

FIELD

### WR/Special Teams, 14th Year (Cal Poly '81)

- In his third stint at SDSU, having coached the wide receivers (2002, 2006-current), running backs (2005) and secondary/special teams (1994-96).
- Has also coached at Oregon State (STs/TEs), Cal (STs), Washington Redskins (STs), Phoenix Cardinals (WRs), Cal Poly (Sec/STs), San Diego Chargers (Asst. STs) and Hartnell College (Sec).
- Honorable mention All-American as a senior cornerback in 1980.



## Mike Schmidt

FIELD

### Offensive Line, 3rd Year (San Diego St. '09)

- A 2009 graduate of San Diego State, who served as a graduate assistant coach in 2010 and 2011.
- Helped SDSU to back-to-back-to-back bowl games from 2011-13.
- A former walk-on on the defensive line, who earned four letters at SDSU from 2005-08 as an offensive lineman.
- Was a team captain as a senior.
- Led Madison High School to a pair of Harbor League championships.



## Brian Sipe

BOX

### Quarterbacks, 6th Year (San Diego State)

- Played for legendary SDSU coach Don Coryell and was the Aztecs' leading passer in '70 and '71. In '70, he directed SDSU to a 9-2 record as the Aztecs spent eight weeks ranked among the nation's top 20.
- As a junior, he was an honorable mention All-American by the AP after throwing for 2,618 yards and 23 TDs.
- In 1980, he earned league MVP honors and was named first-team all-pro, leading the Browns to an 11-5 record.



## Tony White

BOX

### Cornerbacks/Recruiting, 6th Year (UCLA '02)

- Came to San Diego State after spending 2008 alongside current Aztec head coach Rocky Long at New Mexico. White was in charge of the Lobos' linebackers.
- In 2008, White coached two honorable mention all-conference linebackers in Zach Arnett and Herbert Felder.
- Was a three-year starter and four-year letterman at outside linebacker for UCLA from 1997-2000.

## SAN DIEGO STATE ROSTER

Alphabetical			Numerical							
No.	Name	Pos.	No.	Name	Pos.	Ht.	Wt.	Yr.	Exp.	Hometown (High School/College)
77	Alesi, Joel	P	2	Christian Cumberlander	DB	6-3	205	Fr.	RS	West Point, Ga. (Jireh Prep (Mathews, N.C.))
63	Anderson, Alex	OL	3	Ezell Ruffin	WR	6-1	210	Sr.	2L	Long Beach, Calif. (Woodrow Wilson High)
16	• Anderson, Drew	QB	4	Lucky Radley	RB	5-9	185	Sr.	TR	Inglewood, Calif. (Taft High/Univ. of Utah)
11	• Anigbogu, Kene	DB	5	Chase Favreau	WR	6-1	200	Fr.	RS	Huntington Beach, Calif. (Edison High)
31	Babiash, Derek	DB	6	Jake Rodrigues	QB	6-3	215	So.	TR	Rocklin, Calif. (Whitney High/Univ. of Oregon)
29	• Baron II, John	K/P	7	J.J. Whittaker	DB	5-10	180	Sr.	1L	Oceanside, Calif. (Oceanside High)
58	Barrett, Alex	DL	9	Stan Sedberry	QB	6-2	210	Jr.	2L	Albuquerque, N.M. (La Cueva High)
15	• Bawden, Nick	QB	10	Christian Chapman	QB	6-0	180	Fr.	HS	Carlsbad, Calif. (Carlsbad High)
87	Boesch, Aaron	TE	11	Kene Anigbogu	DB	6-4	205	So.	RS	San Diego, Calif. (Helix High/Southwestern College)
59	• Brown, Zach	LB	12	Malik Smith	DB	6-0	185	So.	1L	Compton, Calif. (Dominguez High)
89	Brunskill, Daniel	TE	13	Jabril Clewis	WR	6-2	200	Fr.	HS	San Diego, Calif. (Patrick Henry High)
40	Buck, Donavin	LB	13	Pierre Romain	DB	5-8	165	Jr.	2L	Los Angeles, Calif. (Crenshaw High)
38	• Bussey, Luke	DB	14	Trey Lomax	DB	5-11	185	Fr.	RS	San Diego, Calif. (Mira Mesa High)
43	• Campano, Kevin	DB	15	Nick Bawden	QB	6-3	225	Fr.	HS	Los Gatos, Calif. (Los Gatos High)
10	Chapman, Christian	QB	15	Fred Trevillion	DB	6-2	190	Fr.	HS	Brookhaven, Miss. (Brookhaven High)
61	Christensen, Hunter	LS	16	Drew Anderson	QB	6-3	205	Fr.	HS	Orinda, Calif. (Miramonte High)
80	Clark, Larry	WR	16	David Lamar	DB	6-2	185	Sr.	2L	San Diego, Calif. (Madison High)
13	• Clewis, Jabril	WR	17	Seamus McMorrow	K/P	5-11	195	Jr.	2L	San Diego, Calif. (St. Augustine High)
67	Corbett, Garrett	OL	18	Quinn Kaehler	QB	6-4	215	Sr.	1L	Pleasant Hill, Calif. (California High/Diablo Valley College)
94	Craighead, Robert	TE	18	Brandon Porter	DB	5-11	195	So.	1L	Waggaman, La. (John Curtis High)
2	Cumberlander, Christian	DB	19	Donnel Pumphrey	RB	5-9	170	So.	1L	Las Vegas, Nev. (Canyon Springs High)
36	• Davis, Devante	LB	20	Rashaad Penny	RB	5-11	200	Fr.	HS	Norwalk, Calif. (Norwalk High)
64	Dilley, Zach	OL	21	Na'im McGee	DB	6-0	200	So.	TR	Oakland, Calif. (Saint Mary's High/Diablo Valley College)
49	• Dunlap, Daryl	LB	22	Kalan Montgomery	DB	6-1	185	Fr.	RS	Compton, Calif. (Dominguez High)
53	• Dunn, Ryan	LB/DE	22	Chase Price	RB	5-8	200	Jr.	2L	Diamond Bar, Calif. (Diamond Ranch High)
5	Favreau, Chase	WR	23	Damontae Kazez	DB	5-11	180	So.	1L	San Bernardino, Calif. (Cajon High)
42	Fely, Jake	LB	24	Billy Vaughn, Jr.	DB	6-1	180	Fr.	RS	Los Angeles, Calif. (Dorsey High)
70	Flores, Arthur	OL	26	Marcus Stamps	RB	6-1	210	Fr.	RS	Los Angeles, Calif. (Jefferson High)
47	Galea, Cody	LB	27	Kameron Kelly	WR	6-2	190	Fr.	HS	Murphy, Texas (Wylie High)
96	Galea'i, Kenny	DL	29	John Baron II	K/P	5-11	175	Fr.	HS	Temecula, Calif. (Chaparral High)
62	Galbreath, Zach	DL	29	Marcus Young	WR	6-1	185	Fr.	HS	Moreno Valley, Calif. (Rancho Verde High)
48	Gavert, Josh	LB	30	T.J. Hickman	DB	6-0	190	Jr.	1L	Riverside, Calif. (Martin Luther King High)
46	• Gordon, Dakota	FB	30	Scott Hoover	WR	6-2	190	Fr.	RS	San Juan Capistrano, Calif. (San Juan Hills High)
72	Greene, Darrell	OL	31	Derek Babiash	DB	6-1	175	So.	TR	Poway, Calif. (Poway High/Univ. of Arizona)
59	• Hageman, Donny	K/P	31	William Walker	RB	5-10	190	Fr.	HS	Perris, Calif. (Citrus High)
95	Hall, Noble	DL	32	Kendrick Mathis	DB	6-0	195	So.	1L	Ventura, Calif. (Buena High)
86	Hazely, Jemond	WR	33	Damon Moore	DL	6-4	230	Fr.	HS	Novato, Calif. (San Marin High))
46	• Henderson, Jay	LB	34	Parker Wells	FB	5-10	230	Fr.	RS	Las Flores, Calif. (Tesoro High)
92	Heyward, Christian	DL	34	Cory Stowell	DB	6-1	185	Fr.	HS	Newport Beach, Calif. (Newport Harbor High)
30	• Hickman, T.J.	DB	35	Sal Jeppi	FB	5-9	215	Fr.	HS	Baltimore, Md. (Archbishop Curley High)
49	• Hill, Josh	WR	35	Kevin Walcott	DB	5-11	180	Fr.	RS	Los Angeles, Calif. (Washington Prep High)
38	• Hokokian, Chris	FB	36	Devante Davis	LB	6-2	210	Jr.	TR	Dallas, Texas (Lincoln High/Tyler College)
85	Holder, Mikah	WR	36	Craig Knaus	WR	6-2	200	Fr.	HS	Torrance, Calif. (West High)
30	• Hoover, Scott	WR	37	Patrick Lucas	DB	6-0	180	Fr.	HS	La Quinta, Calif. (La Quinta High)
51	Huffman, Grant	LB	38	Luke Bussey	DB	5-11	180	Fr.	HS	Granite Bay, Calif. (Granite Bay High)
93	Jackson, Malcolm	DL	38	Chris Hokokian	FB	6-1	235	Jr.	SQ	Fresno, Calif. (Clovis North High)
35	• Jeppi, Sal	FB	39	Chase Markham	DL	6-2	245	Fr.	HS	Redlands, Calif. (Redlands East Valley High)
81	Judge, Eric	WR	40	Donavin Buck	LB	6-5	205	Fr.	HS	Brawley, Calif. (Brawley Union High)
18	• Kaehler, Quinn	QB	41	Dakota Turner	DL	6-3	235	Fr.	RS	Mililani, Hawaii (Mililani High)
23	Kazez, Damontae	DB	42	Jake Fely	LB	5-10	215	Jr.	2L	Oceanside, Calif. (Oceanside High)
27	Kelly, Kameron	WR	43	Kevin Campano	DB	5-10	170	Sr.	SQ	San Diego, Calif. (Scripps Ranch High/Baker University)
36	• Knauss, Craig	WR	43	John McGrory	K/P	6-2	180	Fr.	RS	Rancho Santa Margarita, Calif. (Santa Margarita High)
16	• Lamar, David	DB	44	Adam Roberts	FB	6-3	235	Sr.	3L	El Paso, Texas (Coronado High)
50	Largent, Derek	LB	45	Fred Melifonwu	LB	6-5	235	Fr.	RS	San Diego, Calif. (Lincoln High)
14	Lomax, Trey	DB	45	Andrew Schuurs	WR	6-5	200	Fr.	HS	Mission Viejo, Calif. (Mission Viejo High)
37	Lucas, Patrick	DB	46	Dakota Gordon	FB	5-10	235	Jr.	TR	Clovis, Calif. (Clovis High/Fresno City College)
74	Maass, Austin	OL	46	Jay Henderson	LB	6-2	205	Fr.	LB	Phelan, Calif. (Serrano High)
39	Markham, Chase	DL	47	Cody Galea	LB	6-3	255	Sr.	3L	Elk Grove, Calif. (Franklin High)
32	Mathis, Kendrick	DB	48	Josh Gavert	LB	6-2	215	Sr.	3L	Lakewood, Calif. (Mayfair High)
21	McGee, Na'im	DB	49	Daryl Dunlap	LB	6-2	220	Fr.	HS	LaGrange, Ga. (Troup High)
43	• McGrory, John	K/P	49	Josh Hill	WR	6-0	175	Fr.	HS	Los Angeles, Calif. (Dorsey High)
17	McMorrow, Seamus	K/P	50	Derek Largent	LB	6-4	240	Sr.	2L	Hermosa Beach, Calif. (Mira Costa High/El Camino College)
45	• Melifonwu, Fred	LB	51	Grant Huffman	LB	6-1	195	Fr.	HS	Escondido, Calif. (San Pasqual High)
98	Meredith, Sam	DL	52	Tyler Morris	LB	6-3	215	Fr.	RS	Henderson, Nev. (Foothill High)
75	Miller, Kwayde	OL	53	Ryan Dunn	LB/DE	6-3	205	Fr.	TR	Alamo, Calif. (San Ramon Valley High/Univ. of Arizona)

Numerical

No.	Name	Pos.	Ht.	Wt.	Yr.	Exp.	Hometown (High School/College)
53	Lenicio Noble	OL	6-2	285	Jr.	RS	Las Vegas, Nev. (Cheyenne High/Phoenix CC)
54	Calvin Munson	LB	6-1	235	So.	1L	St. Charles, Mo. (Francis Howell High)
55	Micah Seau	LB	6-3	260	So.	1L	Spring Valley, Calif. (Bishop's High)
56	Nico Siragusa	OL	6-5	325	So.	1L	Chula Vista, Calif. (Mater Dei Catholic High)
58	Alex Barrett	DL	6-3	260	So.	1L	Mesa, Ariz. (Desert Ridge High)
59	Zach Brown	LB	6-3	250	Fr.	HS	San Diego, Calif. (Patrick Henry High)
59	Donny Hageman	K/P	6-1	170	Jr.	TR	Covina, Calif. (Damien High/Mt. San Antonio College)
60	Jeff Overbaugh	LS	6-2	235	Jr.	2L	Anchorage, Alaska (Service High)
61	Hunter Christensen	LS	6-2	200	So.	SQ	Carlsbad, Calif. (La Costa Canyon High)
62	Zach Galbreath	DL			Fr.	HS	
63	Alex Anderson	OL	6-5	290	Fr.	HS	Scottsdale, Ariz. (Saguaro High)
64	Zach Dilley	OL	6-5	295	Sr.	2L	Sun City, Calif. (Paloma Valley High)
65	Sergio Phillips	DL	6-2	285	Fr.	HS	DeSoto, Texas (DeSoto High)
66	Antonio Rosales	OL	6-4	295	Fr.	RS	Tucson, Ariz. (Tucson Magnet High)
67	Garrett Corbett	OL	6-5	315	Sr.	2L	Sparks, Nev. (Reed High)
68	Devin Tomlinson	OL	6-4	295	Fr.	RS	San Diego, Calif. (Madison High)
69	Paul Rodriguez	OL	6-7	295	Jr.	1L	San Bernardino, Calif. (San Geronimo High)
70	Arthur Flores	OL	6-5	305	So.	SQ	Denver, Colo. (J.K. Mullen High)
71	Pearce Slater	OL	6-7	335	Jr.	TR	Los Angeles, Calif. (Taft High/El Camino College)
72	Darrell Greene	OL	6-4	315	Jr.	2L	Oakley, Calif. (Freedom High)
73	Jordan Smith	OL	6-5	285	Jr.	2L	Redlands, Calif. (Redlands High)
74	Austin Maass	OL	6-4	285	So.	SQ	Mission Viejo, Calif. (Mission Viejo High)
75	Kwayde Miller	OL	6-7	310	So.	SQ	Ramona, Calif. (Ramona High)
77	Joel Alesi	P	6-0	235	Sr.	2L	El Cajon, Calif. (Christian High)
78	Joe Salcedo	OL	6-7	280	Fr.	HS	Santa Barbara, Calif. (Bishop Diego High)
79	Terry Poole	OL	6-5	310	Sr.	1L	Seaside, Calif. (Seaside High/Monterey Peninsula College)
80	Larry Clark	WR	6-4	210	Jr.	1L	Venice, Calif. (Venice High)
81	Eric Judge	WR	6-1	190	So.	1L	San Diego, Calif. (San Diego High)
82	Lloyd Mills	WR	5-10	165	So.	SQ	Chandler, Ariz. (Chandler High)
83	Paul Pitts III	WR	6-0	190	Jr.	SQ	Rancho Cucamonga, Calif. (Las Osos High)
84	Darryl Richardson	TE	6-5	240	Fr.	RS	Seffner, Fla. (Armwood High)
85	Mikah Holder	WR	6-0	175	Fr.	HS	Oceanside, Calif. (Oceanside High)
86	Jemond Hazely	WR	6-1	190	Jr.	1L	Corona, Calif. (Santiago High)
87	Aaron Boesch	TE	6-5	250	Jr.	SQ	Oak Harbor, Wash. (Oak Harbor High/Santa Monica College)
88	David Wells	TE	6-5	250	Fr.	RS	Clovis, Calif. (Clovis North High)
89	Daniel Brunskill	TE	6-5	250	So.	1L	Valley Center, Calif. (Valley Center High)
90	Julian Rochelin	DL	6-5	215	Fr.	HS	Woodland Hills, Calif. (El Camino Real High)
91	Jordan Watson	DL	6-5	285	Fr.	RS	Chicago, Ill. (Hales Franciscan High)
92	Christian Heyward	DL	6-3	300	Jr.	TR	San Diego, Calif. (Point Loma High/USC)
93	Malcolm Jackson	DL	6-3	275	So.	SQ	Spring Valley, Calif. (Mount Miguel High)
94	Robert Craighead	TE	6-3	265	Jr.	2L	Lakeside, Calif. (El Capitan High)
95	Noble Hall	DL	6-3	230	Fr.	HS	Las Vegas, Nev. (Valley High)
96	Kenny Galea'i	DL	6-1	280	Sr.	1L	Oceanside, Calif. (Oceanside High)
97	Dontrell Onuoha	DL	6-2	290	Sr.	3L	Indio, Calif. (La Quinta High)
98	Sam Meredith	DL	6-4	290	Sr.	3L	La Mesa, Calif. (Helix High)
99	Jon Sanchez	DL	6-2	260	Jr.	2L	Murrieta, Calif. (Vista Murrieta High)

Alphabetical

No.	Name	Pos.
82	Mills, Lloyd	WR
22	• Montgomery, Kalan	DB
33	Moore, Damon	DL
52	Morris, Tyler	LB
54	Munson, Calvin	LB
53	• Noble, Lenicio	OL
97	Onuoha, Dontrell	DL
60	Overbaugh, Jeff	LS
20	Penny, Rashaad	RB
65	Phillips, Sergio	OL
83	Pitts III, Paul	WR
79	Poole, Terry	WR
18	• Porter, Brandon	DB
22	• Price, Chase	RB
19	Pumphrey, Donnel	RB
4	Radley, Lucky	RB
84	Richardson, Darryl	TE
44	Roberts, Adam	FB
90	Rochelin, Julian	DL
6	Rodrigues, Jake	QB
69	Rodriguez, Paul	OL
13	Romain, Pierre	DB
66	Rosales, Antonio	OL
3	Ruffin, Ezell	WR
78	Salcedo, Joe	OL
99	Sanchez, Jon	DL
45	• Schuurrs, Andrew	WR
55	Seau, Micah	LB
9	Sedberry, Stan	DB
56	Siragusa, Nico	OL
71	Slater, Pearce	OL
73	Smith, Jordan	OL
12	Smith, Malik	DB
26	Stamps, Marcus	RB
34	• Stowell, Cory	DB
68	Tomlinson, Devin	OL
15	• Trevillion, Fred	DB
41	Turner, Dakota	DL
24	Vaughn, Jr., Billy	DB
35	• Walkott, Kevin	DB
31	Walker, William	RB
91	Watson, Jordan	DL
88	Wells, David	TE
34	• Wells, Parker	FB
7	Whittaker, J.J.	DB
29	• Young, Marcus	WR

• - Duplicate Number

THE COACHING STAFF

**Rocky Long** (New Mexico '74) Head Coach/Defensive Coordinator, 4th season as head coach at SDSU/6th overall; **Jeff Horton** (Nevada '81) Assistant Head Coach/Running Backs, 4th season; **Bob Toledo** (San Francisco State '68) Offensive Coordinator, 2nd season; **Zach Arnett** (New Mexico '09) Linebackers, 1st season/4th overall; **Danny Gonzales** (New Mexico '98) Safeties, 4th season; **Osia Lewis** (Oregon State '86) Defensive Line, 4th season; **LeCharls McDaniel** (Cal Poly '81) Wide Receivers, 14th season; **Mike Schmidt** (San Diego State '09) Offensive Line, 3rd season; **Brian Sipe** (San Diego State) Quarterbacks, 6th season; **Tony White** (UCLA '02) Cornerbacks/Recruiting Coordinator, 6th season; **Kevin McGarry** (USD '79) Director of Player Personnel, 1st season/4th overall; **Adam Hall** (San Diego State '05) Strength & Conditioning, 3rd season; **Jashon Sykes** (Colorado '02) Director of Football Operations, 2nd season; **Doug Deakin** (San Diego State '10) Graduate Assistant, 3rd season; **Dorian Keller** (USD '08) Graduate Assistant, 3rd season; **Jake Laudenslayer** (Cal Lutheran '11) Graduate Assistant, 1st season; **Chris Jurek** (Cincinnati '09) Assistant Strength & Conditioning, 4th season

PRONUNCIATION GUIDE

No. 3 <b>Ezell</b> Ruffin	ee-ZELL	No. 47 <b>Cody Galea</b>	GALLEY-ah	No. 96 <b>Kenny Galea'i</b>	Nah-lee-ah-ee
No. 11 <b>Kene Anigbogu</b>	KEY-nay annie-BOGO	No. 48 <b>Josh Gavert</b>	GAV-ert	No. 97 <b>Dontrell Onuoha</b>	ON-know-ah
No. 21 <b>Na'im</b> McGee	NYE-eem	No. 59 <b>Donny Hageman</b>	HAIG-men		
No. 22 <b>Kalan</b> Montgomery	KAY-len	No. 72 <b>Darrell</b> Greene	duh-RELL		
No. 38 <b>Chris Hokokian</b>	ho-KO-key-an	No. 75 <b>Kwayde</b> Miller	KWAYD		
No. 42 <b>Jake Fely</b>	FEE-lee	No. 77 <b>Joel Alesi</b>	uh-LEE-see	<b>Osia</b> Lewis	OH-say
No. 43 <b>Kevin Campano</b>	cam-PONNO	No. 78 <b>Joe Salcedo</b>	sal-SAY-do	<b>LeCharls</b> McDaniel	luh-CHARLES
No. 45 <b>Fred Melifonwu</b>	mel-ah-FON-woo	No. 86 <b>Jemond Hazely</b>	juh-MOND haze-UH-lee	<b>Jashon</b> Sykes	JAY-shawn



## SDSU DEPTH CHART vs. BOISE STATE

Players in red are returning starters from the 2013 season. Underlined players are newcomers or freshmen who redshirted last year.

## OFFENSE

LEFT TACKLE (LT)	GP	GS
<b>79 Terry Poole, 6-5, 310, Sr.*</b>	<b>21</b>	<b>21</b>
67 Garrett Corbett, 6-5, 315, Sr.**	20	0

LEFT GUARD (LG)	GP	GS
56 Nico Siragusa, 6-5, 325, So.*	22	10
69 Paul Rodriguez, 6-7, 295, Jr.*	13	0

CENTER (C)	GP	GS
<u>53 Lenicio Noble, 6-2, 285, Jr.-RS</u>	<u>7</u>	<u>7</u>
64 Zach Dilley, 6-5, 295, Sr.**	26	20

RIGHT GUARD (RG)	GP	GS
<b>72 Darrell Greene, 6-4, 315, Jr.**</b>	<b>24</b>	<b>21</b>
<b>73 Jordan Smith, 6-5, 285, Jr.**</b>	<b>34</b>	<b>14</b>

RIGHT TACKLE (RT)	GP	GS
71 Pearce Slater, 6-7, 335, Jr.-TR	9	9
75 Kwayde Miller, 6-7, 310, So.-SQ	2	0

WIDE RECEIVER (Z)	GP	GS
<b>3 Ezell Ruffin, 6-1, 210, Sr.**</b>	<b>29</b>	<b>20</b>
80 Larry Clark, 6-4, 210, Jr.*	17	2

RUNNING BACK (TB)	GP	GS
19 Donnel Pumphrey, 5-9, 170, So.*	22	10
22 Chase Price, 5-8, 200, Jr.**	32	0
<u>26 Marcus Stamps, 6-1, 210, Fr.-RS</u>	<u>9</u>	<u>0</u>

QUARTERBACK (QB)	GP	GS
<b>18 Quinn Kaehler, 6-4, 215, Sr.-11</b>	<b>20</b>	<b>18</b>
<u>15 Nick Bawden, 6-3, 225, Fr.-HS</u>	<u>4</u>	<u>2</u>

FULLBACK (FB)	GP	GS
<b>44 Adam Roberts, 6-3, 235, Sr.***</b>	<b>45</b>	<b>30</b>
46 Dakota Gordon, 5-10, 235, Jr.-TR	9	7

TIGHT END (TE)	GP	GS
89 Daniel Brunskill, 6-5, 250, So.*	22	2
88 David Wells, 6-5, 250, Fr.-RS	8	0

WIDE RECEIVER (X)	GP	GS
82 Lloyd Mills, 5-10, 165, So.-SQ	10	2
81 Eric Judge, 6-1, 190, So.*	21	5
86 Jemond Hazely, 6-1, 190, Jr.*	19	3

## SPECIAL TEAMS

PUNTER (P)	GP	GS
<b>77 Joel Alesi, 6-0, 235, Sr.**</b>	<b>24</b>	<b>24</b>
17 Seamus McMorrow, 5-11, 195, Jr.**	30	0

PLACEKICKER (PK)	GP	GS
59 Donny Hageman, 6-1, 170, Jr.-TR	9	9
17 Seamus McMorrow, 5-11, 195, Jr.**	30	5

KICKOFFS (KO)	GP	GS
<b>17 Seamus McMorrow, 5-11, 195, Jr.**</b>	<b>30</b>	<b>30</b>
59 Donny Hageman, 6-1, 170, Jr.-TR	9	0

HOLDER (H)	GP	GS
61 Hunter Christensen, 6-2, 200, So.-SQ	10	9
77 Joel Alesi, 6-0, 235, Sr.**	24	0

## DEFENSE

DEFENSIVE END (DE)	GP	GS
99 Jon Sanchez, 6-2, 260, Jr.**	35	9
92 Christian Heyward, 6-3, 300, Jr.-TR	12	0

DEFENSIVE TACKLE (DT)	GP	GS
58 Alex Barrett, 6-3, 260, So.*	21	9
<b>97 Dontrell Onuoha, 6-2, 290, Sr.***</b>	<b>33</b>	<b>15</b>

DEFENSIVE END (DE)	GP	GS
98 Sam Meredith, 6-4, 290, Sr.***	42	25
<u>41 Dakota Turner, 6-3, 235, Fr.-RS</u>	<u>8</u>	<u>0</u>

LINEBACKER (LB)	GP	GS
<b>48 Josh Gavert, 6-2, 215, Sr.***</b>	<b>48</b>	<b>16</b>
50 Derek Largent, 6-4, 240, Sr.**	31	9

MIDDLE LINEBACKER (MLB)	GP	GS
<b>47 Cody Galea, 6-3, 255, Sr.***</b>	<b>44</b>	<b>31</b>
<u>45 Fred Melifonwu, 6-5, 235, Fr.-RS</u>	<u>9</u>	<u>0</u>

LINEBACKER (LB)	GP	GS
54 Calvin Munson, 6-1, 235, So.*	20	9
42 Jake Fely, 5-10, 215, Jr.**	35	30

CORNERBACK (CB)	GP	GS
<b>7 J.J. Whittaker, 5-10, 180, Sr.*</b>	<b>22</b>	<b>22</b>
16 David Lamar, 6-2, 185, Sr.**	34	0

WARRIOR (WAR)	GP	GS
12 Malik Smith, 6-0, 185, So.*	21	9
<u>15 Fred Trevillion, 6-2, 190, Fr.-TR</u>	<u>8</u>	<u>0</u>

AZTEC (AZ)	GP	GS
21 Na'im McGee, 6-0, 200, So.-TR	9	9
18 Brandon Porter, 5-11, 195, So.*	19	0

WARRIOR (WAR)	GP	GS
<u>14 Trey Lomax, 5-11, 185, Fr.-RS</u>	<u>9</u>	<u>9</u>
32 Kendrick Mathis, 6-0, 195, So.*	6	0

CORNERBACK (CB)	GP	GS
23 Damontae Kazee, 5-11, 180, So.*	21	9
<u>24 Billy Vaughn, Jr., 6-1, 180, Fr.-RS</u>	<u>10</u>	<u>0</u>

## START CHART

Offense	2014	Streak	Career
Adam Roberts, FB	9	22	30
Darrell Greene, OL	9	21	21
Terry Poole, OL	9	20	21
Ezell Ruffin, WR	4	2	20
Zach Dilley, OL	2	0	20
Quinn Kaehler, QB	7	3	18
Jordan Smith, OL	0	0	14
Donnel Pumphrey, RB	9	9	10
Nico Siragusa, OL	9	9	10
Pearce Slater, OL	9	9	9
Lenicio Noble, OL	7	7	7
Dakota Gordon, FB	7	6	7
Eric Judge, WR	5	0	6
Jemond Hazely, WR	3	0	3
Robert Craighead, TE	3	0	3
Lloyd Mills, WR	2	1	2
Larry Clark, WR	2	0	2
Nick Bawden, QB	2	0	2
Daniel Brunskill, TE	2	0	2

Defense	2014	Streak	Career
Cody Galea, LB	9	31	31
Jake Fely, LB	0	0	30
Sam Meredith, DL	6	3	25
J.J. Whittaker, CB	9	22	22
Dontrell Onuoha, DL	3	0	15
Josh Gavert, LB	6	6	15
Derek Largent, LB	2	0	9
Alex Barrett, DL	9	9	9
Domontae Kazee, CB	9	9	9
Trey Lomax, WAR	9	9	9
Na'im McGee, AZ	9	9	9
Calvin Munson, LB	9	9	9
Jon Sanchez, DL	9	9	9
Malik Smith, WAR	9	9	9
Micah Seau, LB	1	0	1

Specialists	2014	Streak	Career
Jeff Overbaugh, LS	9	35	35
Seamus McMorrow, KO	9	9	30
Joel Alesi, P	9	22	24
Hunter Christensen, H	9	9	9
Donny Hageman, PK	9	9	9
Lloyd Mills, PR	9	9	9
Rashaad Penny, KOR	9	9	9
Seamus McMorrow, PK	0	0	5
Eric Judge, KOR	0	0	1

Most Career Starts (Off/Def)	'10	'11	'12	'13	'14	Total
Cody Galea, DL	RS	0	9	13	9	31
Adam Roberts, FB	-	0	8	13	9	30
Jake Fely, LB	RS	13	13	4	0	30
Sam Meredith, DL	-	0	13	6	6	25
J.J. Whittaker, CB	RS	-	-	13	9	22
Darrell Greene, OL	-	RS	0	12	9	21
Terry Poole, OL	-	-	RS	12	9	21
Ezell Ruffin, WR	RS	0	4	12	4	20
Zach Dilley, OL	RS	0	13	5	2	20
Quinn Kaehler, QB	-	-	-	11	7	18
Josh Gavert, LB	RS	0	1	9	6	16
Dontrell Onuoha, DL	RS	1	4	7	3	15
Jordan Smith, OL	-	RS	1	13	0	14
Nico Siragusa, OL	-	-	RS	1	9	10
Donnel Pumphrey, RB	-	-	-	1	9	10
Alex Barrett, DL	-	-	RS	0	9	9
Damontae Kazee, CB	-	-	RS	0	9	9
Jon Sanchez, DL	-	-	RS	0	9	9
Calvin Munson, LB	-	-	-	0	9	9
Malik Smith, WAR	-	-	-	0	9	9
Trey Lomax, WAR	-	-	-	RS	9	9
Na'im McGee, AZ	-	-	-	-	9	9
Pearce Slater, OL	-	-	-	-	9	9
Derek Largent, LB	-	-	6	1	2	9
Lenicio Noble, OL	-	-	-	RS	7	7
Dakota Gordon, FB	-	-	-	-	7	7
Eric Judge, WR	-	-	RS	1	4	5
Robert Craighead, TE	-	RS	0	0	3	3
Jemond Hazely, WR	-	RS	0	0	3	3
Lloyd Mills, WR	-	-	RS	0	2	2
Daniel Brunskill, TE	-	-	RS	0	2	2
Larry Clark, WR	-	RS	0	0	2	2
Nick Bawden, QB	-	-	-	-	2	2
Micah Seau, LB	-	-	RS	0	1	1

**GAME 1** Aug. 30 • Qualcomm Stadium (30,761)  
**vs. Northern Arizona**

**SAN DIEGO** - Donnell Pumphrey ran for 111 yards and two touchdowns in San Diego State's 38-7 victory over Northern Arizona in its 2014 opener on Aug. 30 at Qualcomm Stadium.

Quinn Kaehler passed for 205 yards and a touchdown, completing 18 of 29 attempts, for the Aztecs, who scored the first 24 points of the game.

After punting on its opening drive, SDSU forced the Lumberjacks into a 3-and-out and got the ball back with 11:58 left in the first. Pumphrey completed San Diego State's 9-play, 63-yard drive with a 1-yard touchdown run to put the home team on the board.

After NAU punted again on its next possession, the Aztecs mounted a 7-play, 88-yard drive to go up, 14-0. The drive was highlighted by four straight first down plays - a 14-yard pass from Kaehler to Eric Judge, a 15-yard strike from Kaehler to Ezell Ruffin, a 33-yard reverse handoff to Lloyd Mills and a 21-yard scamper by Chase Price. Price finished off the drive with a 1-yard touchdown run on 3rd and goal.

Northern Arizona tried to answer after getting all the way to the SDSU 30, thanks to a 50-yard catch and run by Alex Holmes from Kyren Poe on a 2nd and 15. San Diego State stood tall, however, and forced the Lumberjacks into a 45-yard field goal attempt. On the try, Alex Barrett reached up and swatted the kick down to keep NAU off the scoreboard.

On the ensuing possession, the Aztecs got into field goal range of their own, thanks in part to a Northern Arizona pass interference call and a 33-yard run by Pumphrey. Donny Hageman then split the upright from 48 yards to put SDSU up, 17-0. It was the first field goal make by San Diego State since Sept. 28, 2013 vs. New Mexico State.

Hageman later looked to make it four straight scores for the Aztecs, but his 46-yard attempt went wide left, giving the ball back to the Lumberjacks.

After being forced to punt once again, NAU's fourth out of its five possessions (the other was the blocked field goal), SDSU got the ball back with 1:42 left in the second quarter. Kaehler was perfect on the ensuing drive, completing all five of his passes for 75 yards, ending with a 2-yard toss to a wide open Robert Craighead and giving San Diego State a 24-0 advantage at the half.

Northern Arizona finally got on the scoreboard with 6:36 left in the third quarter as Jahn rumbled in from 1-yard out, capping a 9-play, 74-yard drive.

The Lumberjacks appeared to gain the momentum after the touchdown after they forced the Aztecs into a 3-and-out, and getting all the way to the SDSU 38. Kyren Poe's pass on a 3rd and 5, however, was picked off by Calvin Munson and returned 64 yards to the NAU 1.

Pumphrey didn't waste any time as he scored on the very first play, putting San Diego State back up by 24 at 31-7.

Northern Arizona got the ball back, but was forced into its third 3-and-out of the game. The Aztecs' Lloyd Mills then took the punt 67 yards to seal the win for the home team. It was SDSU's third punt return for a touchdown in four games.

San Diego State improved to 47-40-5 all-time in season-opening games, including a 19-6-1 mark in its Division I era (since 1969) when the opener is at home.

The 31-point margin of victory was the Aztecs' largest since beating Hawai'i by 38 (52-14) on Oct. 6, 2012.

Kaehler extended his streak of 200-yard passing games to 13, the longest streak by a SDSU quarterback since at least 1996.

Price added 45 yards on the ground and also caught two balls for 22 yards, while Judge (5 receptions, 51 yards) and Ruffin (4 receptions, 53 yards) combined for nine catches and 104 yards.

Malik Smith led the San Diego State defense with seven tackles and three pass breakups in his first career start, while Trey Lomax and J.J. Whittaker contributed six stops apiece.

The seven points allowed were the fewest against the Aztecs since a 42-7 win over Army on Sept. 8, 2012.

	1	2	3	4	- Total
Northern Arizona	0	0	7	0	- 7
San Diego State	14	10	7	7	- 38

**SCORING SUMMARY**

SDSU - Pumphrey 1-yard run (Hageman kick)	9 plays, 63 yards, 3:55 (8:03 - 1st)
SDSU - Price 1-yard run (Hageman kick)	7 plays, 88 yards, 3:19 (1:29 - 1st)
SDSU - Hageman 48-yard field goal	5 plays, 38 yards, 1:28 (13:19 - 2nd)
SDSU - Craighead 2-yard pass from Kaehler (Hageman kick)	5 plays, 75 yards, 1:13 (0:29 - 2nd)
NAU - Jahn 1-yard run (Hawkins kick)	9 plays, 74 yards, 3:36 (6:36 - 3rd)
SDSU - Pumphrey 1-yard run (Hageman kick)	1 play, 1 yard, 0:05 (0:45 - 3rd)
SDSU - Mills 67-yard punt return (Hageman kick)	(13:41 - 4th)

**INDIVIDUAL STATS**

**Rushing (Atts.-Yards-TDs):** NAU: Jahn 18-62-1; Jounti 7-50-0; Elijah Marks 1-10-0; Kyren Poe 6-3-0; Nick Butler 1-0-0; Paige 3-(-1)-0. SDSU: Pumphrey 19-11-2; Price 11-45-1; Mills 1-33-0; Stamps 2-14-0; Radley 2-1-0; Hokokian 1-1-0; Kaehler 1-(-11)-0.

**Passing (Att.-Comp.-Int., Yards, TDs):** NAU: Poe 28-15-1, 188, 0. SDSU: Kaehler 29-18-1, 205, 1.

**Receiving (No.-Yards-TDs):** NAU: Holmes 5-106-0; Jahn 5-33-0; Umodu 2-25-0; Butler 1-13-0; Gardner 1-6-0; Butler 1-5-0. SDSU: Judge 5-51-0; Ruffin 4-53-0; Price 2-22-0; Pumphrey 1-31-0; Pitts 1-18-0; Gordon 1-9-0; Hazely 1-7-0; Roberts 1-7-0; Radley 1-5-0; Craighead 1-2-1.

TEAM STATS	NAU	SDSU
First Downs	14	25
Rushes-Yards	36-124	37-194
Passing Yards	188	205
C-A-I	15-28-1	18-29-1
Total Offense	64-312	66-399
Fumbles-Lost	0-0	1-0
Penalties-Yards	4-50	5-29
Possession Time	30:05	29:55
Turnovers	1	1
Average Field Pos.	NAU 28	SDSU 31

**GAME 2** Sept. 6 • Kenan Stadium (58,000)  
**at No. 21/23 North Carolina**

**CHAPEL HILL, N.C.** - San Diego State held a pair of double-digit second-half leads at No. 21/23 North Carolina, but couldn't hold on in a 31-27 loss on Sept. 6.

Quinn Kaehler threw for a career-high 341 yards and a touchdown, and Donnell Pumphrey recorded his second straight 100-yard rushing game with 100 yards and two touchdowns on 17 attempts, but the Tar Heels scored on four straight possessions over the final two quarters and stopped the Aztecs' last drive.

Down, 31-27, with four minutes left, Kaehler used a 12-play, 72-yard drive to get SDSU all the way down to the UNC 3-yard line. His 1st and goal attempt from the 3, however, was intercepted by a diving Tim Scott in the corner of the end zone to end the game in favor of North Carolina.

After the Tar Heels took Kaehler's first interception back 100 yards for a score early in the second quarter, San Diego State bounced back with a quick three-play 75-yard drive, highlighted by a 19-yard gain by Pumphrey and a 56-yard touchdown strike from Kaehler to Eric Judge.

The Aztecs got the ball back on the Tar Heels' next drive as Alex Barrett deflected Mitch Trubisky's pass attempt on the third play of the drive into the hands of Jon Sanchez, who returned it six yards to the UNC 41. Five players later, Pumphrey punched it in from 12 yards to put SDSU up, 14-7, at halftime.

At the half, San Diego State had piled up 244 yards to North Carolina's 108, while dominating the time of possession by almost nine minutes (19:16 to 10:44).

After Thomas Moore missed a field goal, the Aztecs stretched their lead to 14 at 21-7 when Pumphrey's 3-yard TD run completed a 7-play, 76-yard drive.

The Tar Heels responded with a long 14-play, 65-yard drive over 4:26 with a 11-yard touchdown pass from Marquise Williams to Quinshad David to get within seven points at 21-14 with 4:40 remaining in the third quarter.

Donny Hageman made it 24-14 with a 49-yard field goal early in the fourth quarter in a drive that ate up 5:44 of clock time.

UNC, however, took hardly any time at all to answer as Williams connected on a 91-yard pass to Mack Hollins and make it a one-possession game once again at 24-21.

Kaehler got SDSU into scoring position on the team's ensuing drive, thanks to a 27-yard pass to Robert Craighead and a 24-yard strike to Dakota Gordon, but had to settle for a 40-yard field goal by Hageman.

North Carolina used an 8-play, 80-yard drive, culminating in a 2-yard rushing TD by Elijah Hood, to take just its second lead of the game with 8:01 left in the fourth quarter.

It appeared the Tar Heels were going to put the game out of reach as Brian Walker intercepted Kaehler on the SDSU 40 and returned it 26 yards to the 14-yard line. The San Diego State defense, however, stood tall and kept UNC to a 23-yard field goal and slim 4-point lead (31-27).

The Aztecs got all the way to the 3-yard line where Scott made the diving interception and sealed the win for North Carolina.

SDSU outgained the Tar Heels, 509-394 for the game, including a 341-263 advantage in the air. San Diego State also held an edge in rushing yards (168-131), time of possession (37:26-22:34) and first downs (23-20), but its three interceptions led to a touchdown, field goal and kneel down.

Chase Price complimented Pumphrey's 100 yards with 71 on 16 carries.

Judge had three catches for a career-high 94 yards and a touchdown, while Larry Clark and Gordon each had three receptions for 42 yards.

Trey Lomax had a career- and game-high 10 tackles to pace the Aztec defense, while J.J. Whittaker and Na'im McGee added career-high marks of seven tackles apiece.

Despite the loss, SDSU had a second half lead vs. a top-25 non-conference opponent on the road for the first time since Sept. 18, 2004 at No. 17/17 Michigan.

	1	2	3	4	- Total
San Diego State	0	14	7	6	- 27
No. 21/23 North Carolina	0	7	7	17	- 31

**SCORING SUMMARY**

UNC - Walker 100-yard interception return (Moore kick)	(10:52 - 2nd)
SDSU - Judge 56-yard pass from Kaehler (Hageman kick)	3 plays, 75 yards, 1:14 (9:38 - 2nd)
SDSU - Pumphrey 12-yard run (Hageman kick)	5 plays, 29 yards, 1:36 (7:08 - 2nd)
SDSU - Pumphrey 3-yard run (Hageman kick)	7 plays, 76 yards, 3:15 (9:13 - 3rd)
UNC - Davis 11-yard pass from Williams (Weiler kick)	14 plays, 65 yards, 4:26 (4:40 - 3rd)
SDSU - Hageman 49-yard field goal	10 plays, 43 yards, 5:37 (14:03 - 4th)
UNC - Hollins 91-yard pass from Williams (Weiler kick)	1 play, 91 yards, 0:11 (13:45 - 4th)
SDSU - Hageman 40-yard field goal	7 plays, 52 yards, 3:15 (10:30 - 4th)
UNC - Hood 2-yard run (Weiler kick)	8 plays, 80 yards, 2:24 (8:01 - 4th)
UNC - Weiler 23-yard field goal	4 plays, 8 yards, 1:44 (4:00 - 4th)

**INDIVIDUAL STATS**

**Rushing (Atts.-Yards-TDs):** SDSU: Pumphrey 17-100-2; Price 16-71-0; Team 1-(-1)-0; Kaehler 1-(-2)-0. UNC: Williams 12-63-0; Logan 8-33-0; Hoold 6-26-1; Morris 5-9-0; Switzer 1-1-0; Team 1-(-1)-0. **Passing (Att.-Comp.-Int., Yards, TDs):** SDSU: Kaehler 29-23-3, 341, 1. UNC: Williams 29-20-0, 255, 2; Trubisky 2-1-1, 8, 0.

**Receiving (No.-Yards-TDs):** SDSU: Pumphrey 5-18-0; Judge 3-94-1; Clark 3-42-0; Gordon 3-42-0; Ruffin 2-64-0; Craighead 2-33-0; Mills 2-22-0; Roberts 2-21-0; Pitts 1-5-0. UNC: Switzer 6-62-0; Davis 5-48-1; Singleton 3-29-0; Hollins 2-110-1; Logan 2-9-0; Tabb 1-5-0; Hood 1-1-0; Howard 1-(-1)-0.

TEAM STATS	SDSU	UNC
First Downs	23	20
Rushes-Yards	35-168	33-131
Passing Yards	341	263
C-A-I	23-39-3	21-31-1
Total Offense	74-509	64-394
Fumbles-Lost	0-0	1-0
Penalties-Yards	9-65	5-37
Possession Time	37:26	22:34
Turnovers	3	1
Average Field Pos.	SDSU 25	UNC 28

**GAME 3**

Sept. 20 • Reser Stadium (41,399)

**at Oregon State**

**CORVALLIS, Ore.** - Sean Mannion threw for 275 yards as Oregon State scored the final 28 points of the game in a 28-7 win over San Diego State on Sept. 20.

The Aztecs were outgained, 372-215, over the game and were behind on time of possession by almost 11 minutes (35:27-24:33). Additionally, the Beavers held a 25-11 advantage in first downs and ran 18 more plays (67-49).

Donnel Pumphrey led SDSU once again with 89 rushing yards on 17 carries (5.2 avg.) and the team's lone touchdown.

San Diego State jumped out to a 7-0 lead on its opening 8-play, 75-yard drive. The Aztecs began the game with a 36-yard rush by Lloyd Mills to get all the way to the OSU 34-yard line. After an incomplete pass on a flea flicker, Pumphrey went to work with four straight carries for 27 yards. Quarterback Quinn Kaehler found Mills on a 5-yard completion to set up a 1st and goal on the 2, before Pumphrey finished the drive and gave SDSU its lone lead of the game.

After forcing Oregon State to punt, San Diego State got the ball back but had to punt after going 3 and out. On Joel Alesi's punt, however, the Beavers' Victor Bolden fumbled the return and Pierre Romain pounced on it to give the Aztecs the ball back on OSU's 38.

SDSU, however, would give it right back after Kaehler took a sack and, after a timeout, was picked off by Steven Nelson.

Oregon State then put together a 12-play, 70-yard drive, ending with a 12-yard TD run by Terron Ward, to tie it up at 7-7.

Each team exchanged punts until San Diego State used a 19-yard pass from Kaehler to Mills and a 15-yard run by Pumphrey to get to the Beaver 33-yard line. The Aztecs, however, drew two delay of game penalties and Kaehler was sacked for a loss of nine yards to get out of field goal range.

OSU responded with a 8-play, 88-yard drive to close the half with another Ward touchdown, this time from two yards out, to take a 14-7 lead.

Oregon State scored on each of its first two possessions in the second half (making it three straight overall), first a 5-yard TD run by Storm Woods and then a 2-yard scamper by Woods, to put the game out of reach.

SDSU, which allowed multiple rushing touchdowns for the first time in eight contests, had gone 14 straight games without suffering consecutive defeats before Sept. 20.

Kaehler was 14-for-26 for 106 yards and two interceptions in the loss for San Diego State. Kaehler, who dropped to 9-5 all-time as the team's starting quarterback, had his streak of 14 consecutive games with 200 yards passing snapped. The streak was the longest by an Aztec since at least 1996 and the third-longest active streak in the nation.

Making his first career start in place of injured Biletnikoff Award candidate Ezell Ruffin, Mills had career highs of three receptions, 35 receiving yards and 36 rushing yards, while adding two punt returns for 22 yards.

Trey Lomax, who came into the weekend ranked in a tie for fourth nationally among freshmen with 8.0 tackles per game, had a career-high 11 stops for SDSU, while J.J. Whittaker also set a career high with 11 tackles (eight solo).

The San Diego State defense forced two fumbles (Cody Galea and Sam Meredith) and recovered their first (Pierre Romain) of the season. Malik Smith also added his first career interception.

Mannion's 275 passing yards gave him 11,339 for his career, pulling him in front of Derek Anderson atop the Oregon State career list. He was 24-for-31 for the 275 yards and no touchdowns with one interception.

Woods rushed for 52 yards on 11 carries (4.7 avg.) for the Beavers and Ward had 50 yards on 15 attempts (3.3 avg.), and each running back scored two touchdowns apiece.

Hunter Jarmon had five receptions for 76 yards, while Ward added five catches for 35 yards. OSU improved to 3-0 for the fifth time since 1999.

	1	2	3	4	-	Total
San Diego State	7	0	0	0	-	7
Oregon State	7	7	14	0	-	28

**SCORING SUMMARY**

SDSU - Pumphrey 2-yard run (Hageman kick) 8 plays, 75 yards, 3:33 (11:27, 1st)  
 OSU - Ward 12-yard run (Romaine kick) 12 plays, 70 yards, 6:27 (0:05, 1st)  
 OSU - Ward 2-yard run (Romaine kick) 8 plays, 88 yards, 4:09 (0:27, 2nd)  
 OSU - Woods 5-yard run (Romaine kick) 11 plays, 75 yards, 5:02 (9:58, 3rd)  
 OSU - Woods 2-yard run (Romaine kick) 11 plays, 75 yards, 5:44 (1:16, 3rd)

**INDIVIDUAL STATS**

**Rushing (Atts.-Yards-TDs):** SDSU: Pumphrey 17-89-1; Mills 1-36-0; Gordon 1-4-0; Price 1-0-0; Kaehler 3-(-20)-0. OSU: Woods 11-52-2; Ward 11-50-2; Brown 5-7-0; Bolden 1-5-0; Mannion 4-(-17)-0.

**Passing (Att.-Comp.-Int., Yards, TDs):** SDSU: Kaehler 26-14-2, 106, 0. OSU: Mannion 31-24-1, 275, 0.

**Receiving (No.-Yards-TDs):** SDSU: Mills 3-35-0; Judge 2-15-0; Pumphrey 2-14-0; Price 2-5-0; Gordon 2-(-1)-0; Hazely 1-28-0; Roberts 1-6-0; Clark 1-4-0. OSU: Jarmon 5-76-0; Ward 5-35-0; Mullaney 3-46-0; Bolden 2-21-0; Hamlett 2-20-0; Ortiz 2-14-0; Woods 2-8-0; Dockery 1-49-0; Anderson 1-4-0; Smith 1-2-0.

TEAM STATS	SDSU	OSU
First Downs	11	25
Rushes-Yards	23-109	36-97
Passing Yards	106	275
C-A-I	14-26-2	24-31-1
Total Offense	49-215	67-372
Fumbles-Lost	0-0	3-1
Penalties-Yards	9-65	7-52
Possession Time	24:33	35:27
Turnovers	2	2
Average Field Pos.	SDSU 28	OSU 30

**GAME 4**

Sept. 27 • Qualcomm Stadium (28,005)

**vs. UNLV**

**SAN DIEGO** - San Diego State began its quest for a 20th conference title with a 34-17 victory over UNLV Saturday night at Qualcomm Stadium.

Donnel Pumphrey rushed for a career-high tying 167 yards, including 107 yards in the first half, and a career-best four rushing touchdowns as the Aztecs won their 14th game in their last 16 league outings.

Pumphrey, who also set a career high with 22 attempts, averaging 7.6 yards per carry, posted his third 100-yard rushing game in four contests on the year as SDSU posted its largest margin of victory (17 points) in a MW game since a 19-point win over Air Force on Nov. 10, 2012.

It was the Rebels who got on the scoreboard first as they got into good field position after forcing San Diego State to a 3-and-out on its opening possession. Aztecs' Joel Alesi punted it 44 yards to Jay Mitchell at the UNLV 39, who returned it 48 yards to set up 1st and 10 on the 13. The SDSU defense, however, stood tall and held the Rebels to a 22-yard field goal by Jonathan Leiva.

San Diego State wasted no time answering as Pumphrey took the first play of the team's second drive 71 yards to the end zone to put the Aztecs on top, 7-3.

After the two teams exchanged punts, UNLV drove 88 yards on seven plays, ending with a 44-yard touchdown pass from Blake Decker to Devonte Boyd. It would be the Rebels' final lead of the game (10-7), however, as SDSU scored 24 unanswered points to break open a close contest, including three straight touchdowns by Pumphrey.

Pumphrey, a Las Vegas, Nev., native, scored on runs from one yard, three yards and one yard, the latter coming with 11 seconds left in the half. San Diego State had started with the ball with just 0:43 left on its own 15. Quarterback Quinn Kaehler got the Aztecs down the field in a hurry, though, with a 24-yard completion to Larry Clark, a 15-yard pass to Mikah Holder two plays later and a 45-yard strike to Lloyd Mills two plays after that down to the 1-yard line. After calling a timeout, Pumphrey attempted to throw his first touchdown pass, but his attempt to Daniel Brunskill fell to the turf. On the very next play, Pumphrey pounded it across the end zone to put SDSU up, 28-10, at intermission.

Neither team scored in the third quarter, but UNLV did threaten on its opening possession. The Rebels got to its own 47 after a 15-yard pass from Decker to Anthony Williams. After a 3-yard sack by Alex Barrett that pushed UNLV back to the 44, Decker was picked off by Calvin Munson at the San Diego State 22.

The Rebels got the ball back later in the quarter, but Leiva's 43-yard field goal attempted hit the right goal post, keeping the score at 28-10 after three quarters.

The Aztecs put together a long 13-play, 67-yard drive to get to the UNLV 7-yard line. Donny Hageman then nailed a 24-yard field goal to put SDSU up by 21 at 31-10, its largest lead of the game.

The Rebels answered with a 7-play, 80-yard march, ending with a Decker 2-yard plunge.

San Diego State, however, once again grounded up clock time, using 5:29 on 66 yards over 11 plays before Hageman made a 31-yard field goal for the final points of the game.

Kaehler completed 16 of 27 passing attempts for 209 yards, his 15th 200-yard game over the past 16 contests, while Clark set career highs of four receptions and 71 yards.

Barrett had two of the Aztecs' six sacks on the night, the program's most since recording six at Wyoming on Nov. 24, 2012, while Josh Gavert tied his career high with 11 tackles in his first start of the year.

SDSU went without a turnover for the first time since Nov. 2, 2013 vs. New Mexico and picked off two passes for the first time since Nov. 23, 2013 at Boise State.

San Diego State finished with a .500 or better September (2-2) for the first time since 2011.

**SCORING SUMMARY**

UNLV - Leiva 22-yard field goal 4 plays, 8 yards, 1:15 (12:10, 1st)  
 SDSU - Pumphrey 71-yard run (Hageman kick) 1 play, 71 yards, 0:15 (11:55, 1st)  
 UNLV - Boyd 44-yard pass from Decker (Leiva kick) 7 plays, 88 yards, 2:32 (4:17, 1st)  
 SDSU - Pumphrey 1-yard run (Hageman kick) 9 plays, 71 yards, 4:56 (14:21, 2nd)  
 SDSU - Pumphrey 3-yard run (Hageman kick) 4 plays, 57 yards, 2:39 (3:04, 2nd)  
 SDSU - Pumphrey 1-yard run (Hageman kick) 7 plays, 85 yards, 0:32 (0:11, 2nd)  
 SDSU - Hageman 24-yard field goal 13 plays, 67 yards, 7:01 (13:37, 4th)  
 UNLV - Decker 2-yard run (Leiva kick) 7 plays, 80 yards, 2:50 (10:47, 4th)  
 SDSU - Hageman 31-yard field goal 11 plays, 66 yards, 5:29 (5:18, 4th)

**INDIVIDUAL STATS**

**Rushing (Atts.-Yards-TDs):** UNLV: Whitely 13-40-0; Decker 19-38-1; Naufohu 6-31-0. SDSU: Pumphrey 22-167-4; Mills 1-36-0; Price 13-35-0; Gordon 4-19-0; Hazely 1-5-0; Roberts 1-2-0; Kaehler 1-(-7)-0.

**Passing (Att.-Comp.-Int., Yards, TDs):** UNLV: Decker 31-18-2, 346, 1; Team 2-0-0, 0, 0. SDSU: Kaehler 27-16-0, 209, 0; Pumphrey 1-0-0, 0, 0.

**Receiving (No.-Yards-TDs):** UNLV: Boyd 4-86-1; Whitely 4-38-0; Sullivan 3-76-0; Mataele 2-43-0; Barnhill 2-31-0; Keys 1-38-0; Phillips 1-19-0; Williams 1-15-0. SDSU: Clark 4-71-0; Holder 3-33-0; Hazely 3-27-0; Pumphrey 2-(-3)-0; Mills 1-45-0; Roberts 1-16-0; Price 1-14-0; Brunskill 1-6-0.

TEAM STATS	UNLV	SDSU
First Downs	26	25
Rushes-Yards	38-109	43-257
Passing Yards	346	209
C-A-I	18-33-2	16-28-0
Total Offense	71-455	71-466
Fumbles-Lost	0-0	0-0
Penalties-Yards	8-72	6-66
Possession Time	26:31	33:29
Turnovers	2	0
Average Field Pos.	UNLV 24	SDSU 24

**GAME 5**

**Oct. 3 • Bulldog Stadium (33,928)**

**at Fresno State**

**FRESNO, Calif.** - San Diego State held Fresno State to 315 yards of total offense, forced two turnovers and had nine tackles for loss, but it was not enough as the Bulldogs pulled away late for a 24-13 victory at Bulldog Stadium in Fresno, Calif.

FS forced three Aztec turnovers, converting them into 14 points in its 1,000th game in program history. Fresno State got on the scoreboard first when Kody Kroening converted a 37-yard field goal with 8:18 left in the first quarter. The Bulldogs got 40 of their 43 yards on the 8-play drive on the ground, including 27 by Martezee Waller and 13 from quarterback Brian Burrell.

FS got the ball right back when Kyrie Wilson forced SDSU true freshman Nick Bowden to fumble the ball after a 7-yard gain. Fresno State then put together a 10-play, 67-yard drive over 4:19, ending with a Brandon Cornette 1-yard touchdown run on 4th and goal. The key play of the drive was a 49-yard pass from Burrell to Josh Harper on a 3rd and 12 from its own 31-yard line.

San Diego State finally got on the scoreboard just 1:16 into the second quarter when Donny Hageman split the uprights on a 24-yard field goal attempt. The Aztecs grounded and pounded their way to the field goal, gaining all 60 of their yards on the ground on the 11-play drive that ate up 4:15 of clock time. Running back Donnel Pumphrey had 33 of the 60 yards on the drive, while fullback Dakota Gordon had the other 27.

The SDSU defense settled down and forced the Bulldogs to two straight 3 and outs, but gave the ball back to FS after a punt. With 3:24 left in the half, Burrell drove FS to the San Diego State 21 to set up a field goal attempt with just five seconds remaining. Kroening's 38-yard attempt, however, was blocked by Sam Meredith, the second of his career.

After both teams traded punts to start the second half, Fresno State's Burrell was stripped by Calvin Munson and Trey Lomax scooped up the loose ball and returned it 10 yards to the Bulldog 24. The Aztecs, however, were only able to cash in on a field goal and Hageman's 36-yarder closed the gap to 10-6.

FS responded with a 11-play, 81-yard drive over 5:23, thanks in part to three SDSU penalties (two on fourth down, one on third down), concluding with Josh Quezada's 2-yard touchdown run. It appeared San Diego State would get out of trouble early in the drive, but Daniel Brunskill was whistled for roughing the kicker on 4th and 8. Aztec head coach Rocky Long challenged the play and, even though replays showed Brunskill's fingers deflecting the ball, which went just 23 yards, the call on the field stood, resulting in a first down and SDSU losing a timeout.

San Diego State answered with a 14-play, 79-yard drive over 7:27, culminating with a 5-yard touchdown pass from Bowden to Adam Roberts. It was the first of his career by Bowden, who was 4-for-6 for 45 yards on the drive after going 3-for-11 for 18 yards on his previous nine drives. The touchdown brought the Aztecs back to within four at 17-13.

SDSU got the ball right back after forcing another 3 and out. San Diego State got into Fresno State territory, but Bowden was picked off Donovan Lewis on the fifth play of the drive.

The Aztecs then forced the Bulldogs to punt and would get one more chance to try to take their first lead of the game. Bowden, however, was picked off once again at the SDSU 12 and returned five yards. Waller later scored on a 5-yard rush to give FS the 24-13 lead.

San Diego State got the ball back and got into Fresno State territory again, but Bowden was sacked and Lencio Noble drew a false start penalty to set up a 4th and 16 on its own 44. Bowden's pass to Larry Clark was incomplete, giving the ball back to the Bulldogs, who ran out the clock and seal the win.

Pumphrey rushed for 94 yards on a career-high 24 attempts, while Gordon added a career-high 42 yards on six carries.

Bowden, who became just the second Aztec to ever start a game at quarterback as a true freshman and the first to do it without having ever attempting a pass, finished 9-for-24 for 84 yards, a touchdown and two interceptions. He added 36 yards on the ground on eight rushes (4.5 avg.).

Clark had three of the team's nine catches for 30 yards.

Munson posted a career-high 12 tackles (previous best was six) with a career-high 3.0 tackles for loss, a sack and his first career forced fumble. Josh Gavert added seven tackles, while J.J. Whittaker recorded his first interception of the season and fourth of his career.

	1	2	3	4	- Total
San Diego State	0	3	3	7	- 13
Fresno State	10	0	7	7	- 24

**SCORING SUMMARY**

FS - Kroening 37-yard field goal	8 plays, 43 yards, 3:03 (8:18, 1st)
FS - Connette 1-yard run (Kroening kick)	10 plays, 67 yards, 4:24 (4:24, 1st)
SDSU - Hageman 24-yard field goal	11 plays, 60 yards, 4:05 (13:44, 2nd)
SDSU - Hageman 36-yard field goal	4 plays, 5 yards, 1:22 (8:11, 3rd)
FS - Quezada 2-yard run (Kroening kick)	11 plays, 81 yards, 5:15 (2:49, 3rd)
SDSU - Roberts 5-yard pass from Bowden (Hageman kick)	14 plays, 79 yards, 7:21 (10:20, 4th)
FS - Waller 5-yard run (Kroening kick)	3 plays, 7 yards, 0:48 (3:26, 4th)

**INDIVIDUAL STATS**

**Rushing (Atts.-Yards-TDs):** SDSU: Pumphrey 24-94-0; Gordon 6-42-0; Bowden 8-36-0; Price 7-14-0. FS: Waller 16-67-1; Burrell 14-51-0; Connette 7-40-1; Quezada 6-14-1.

**Passing (Att.-Comp.-Int., Yards, TDs):** SDSU: Bowden 24-9-2, 84, 1. FS: Burrell 28-14-1, 143, 0.

**Receiving (No.-Yards-TDs):** SDSU: Clark 3-30-0; Mills 2-18-0; Roberts 2-12-1; Hazely 1-15-0; Price 1-9-0. FS: Harper 5-76-0; Waller 3-3-0; Watson 2-16-0; Quezada 2-11-0; Scott 1-32-0; Peck 1-5-0.

TEAM STATS	SDSU	FS
First Downs	17	16
Rushes-Yards	45-186	43-172
Passing Yards	84	143
C-A-I	9-24-2	14-28-1
Total Offense	69-270	71-314
Fumbles-Lost	2-1	1-1
Penalties-Yards	7-64	4-37
Possession Time	30:50	29:10
Turnovers	3	2
Average Field Pos.	SDSU 31	FS 31

**GAME 6**

**Oct. 10 • University Stadium (19,497)**

**at New Mexico**

**ALBUQUERQUE, N.M.** - Donnel Pumphrey rushed for a career-high 246 yards and two touchdowns and Chase Price added 141 yards and a score to lead San Diego State to a 24-14 win at New Mexico on Oct. 10.

Pumphrey and Price helped the Aztecs rush for 397 yards, the eighth most in single-game history (third most in SDSU's Division I history), and lead San Diego State to the win in Rocky Long's first game as head coach at his alma mater.

Long, the all-time winningest coach in the Mountain West, who coached at New Mexico from 1998-08 and graduated from UNM in 1974, has now been on the winning sideline in each of the last 13 times the two teams have played (2001-08 as head coach with the Lobos, 2009-10 as defensive coordinator with the Aztecs and 2011, 2013-14 as the head coach at SDSU).

Pumphrey got his 246 yards on 20 attempts (12.3 avg.) with 93 of them coming on a touchdown run in the third quarter. It was the true sophomore's fourth 100-yard game of the season (in six contests) and seventh of his career. The 246 yards were the 13th most in a game in school history.

Price rumbled for 141 yards on 17 carries (8.3 avg.) for his first 100-yard game of his career. He became the 74th player in school history to rush for at least 100 yards in a game.

It was the 18th time in school history that San Diego State had multiple 100-yard rushers, where the Aztecs are 17-1 in those occasions.

SDSU wasted no time on its opening drive, taking it 70 yards on 14 plays over 6:29 before Donny Hageman nailed a 25-yard field goal. It was the seventh straight make for Hageman, who improved to 8-for-9 on the year on field goal tries. True freshman Nick Bowden, making his second career start, got San Diego State out of a jam with a 15-yard run on a third and 12 and later connected on a 43-yard strike to Eric Judge on a 3rd and 15, the longest pass of his short career. Bowden would go on to become just the second Aztec true freshman to start at quarterback in a SDSU victory.

The score would remain 3-0 until early in the second quarter when Pumphrey took San Diego State's first play 49 yards for the score with 11:37 left in the half.

New Mexico answered Pumphrey's rushing touchdown with a quick 5-play, 75-yard drive over 1:17, culminating with a 45-yard pass from Lamar Jordan to Carlos Wiggins with 10:20 to play.

The Wiggins' grab would be the final score of the first half as the Aztecs held onto a 10-7 lead.

After forcing a punt to start the second half, SDSU took another 10-point lead when Price scored on a 27-yard touchdown run. The drive, which went 56 yards in just three plays over 0:36, was led by quarterback Quinn Kaehler, who entered the game in the beginning of the third quarter.

The Lobos responded with a 13-play, 75-yard drive over 6:29, ending with a 1-yard run by Teriyon Gipson to bring the game back to three points at 17-14.

San Diego State, however, would seal the game when Pumphrey took the second play of the drive 93 yards for the score. The 93-yard rush was the second longest in the Aztecs' Division I era (since 1999) and the third-longest rushing play in program history.

SDSU was unable to put the game out of reach as it committed four turnovers in the fourth quarter, including three straight plays and four times in six snaps. UNM, however, never got into San Diego State's side of the field en route to its fifth consecutive loss to the Aztecs.

SDSU won its 10th consecutive game in the Mountain time zone, the longest active streak in the nation, and won for the 15th time in the past 18 contests.

San Diego State finished the game with a 245-yard advantage in rushing (397-152), its fifth-largest advantage in the Division I era. New Mexico came into the weekend ranked fourth in the nation at 322.40 yards per game.

Josh Gavert led the Aztec defense with 11 tackles, including 0.5 tackles for loss, and his first interception of the season (third of career). Calvin Munson added eight stops and 1.0 TFL, while J.J. Whittaker and Na'im McGee came up with six tackles apiece.

	1	2	3	4	- Total
San Diego State	3	7	14	0	- 24
New Mexico	0	7	7	0	- 14

**SCORING SUMMARY**

SDSU - Hageman 25-yard field goal	14 plays, 70 yards, 6:24 (8:36, 1st)
SDSU - Pumphrey 49-yard run (Hageman kick)	1 play, 49 yards, 0:10 (11:37, 2nd)
UNM - Wiggins 45-yard pass from Jordan (Rogers kick)	5 plays, 75 yards, 1:17 (10:20, 2nd)
SDSU - Price 27-yard run (Hageman kick)	3 plays, 56 yards, 0:36 (11:23, 3rd)
UNM - Gipson 1-yard run (Rogers kick)	13 plays, 75 yards, 6:24 (4:59, 3rd)
SDSU - Pumphrey 93-yard run (Hageman kick)	2 plays, 93 yards, 0:55 (3:59, 3rd)

**INDIVIDUAL STATS**

**Rushing (Atts.-Yards-TDs):** SDSU: Pumphrey 20-246-2; Price 17-141-1; Bowden 3-7-0; Gordon 4-5-0; Team 2-(-2)-0. UNM: Jordan 6-52-0; Pressley 11-45-0; Gipson 14-33-1; Anaya 2-26-0; Wiggins 1-4-0; Gautsche 3-0-0; Team 1-(-8)-0.

**Passing (Att.-Comp.-Int., Yards, TDs):** SDSU: Bowden 13-4-0, 63, 0; Kaehler 3-1-1, 10, 0; Favreau 1-0-1, 0, 0. UNM: Jordan 18-8-1, 97, 1; Gautsche 6-3-0, 14, 0.

**Receiving (No.-Yards-TDs):** SDSU: Judge 2-50-0; Price 1-10-0; Pumphrey 1-7-0; Clark 1-6-0. UNM: Pressley 3-21-0; Gipson 3-17-0; Duncan 2-11-0; Wiggins 1-45-1; Magnant 1-12-0; Anaya 1-5-0.

TEAM STATS	SDSU	UNM
First Downs	19	15
Rushes-Yards	46-397	38-152
Passing Yards	73	111
C-A-I	5-17-2	11-24-1
Total Offense	63-470	62-263
Fumbles-Lost	3-2	2-0
Penalties-Yards	10-102	6-57
Possession Time	27:49	32:11
Turnovers	4	1
Average Field Pos.	SDSU 33	UNM 20

GAME 7

Oct. 18 • Qualcomm Stadium (35,686)

vs. HAWAI'I

**SAN DIEGO** - Donnel Pumphrey ran for 182 yards and a touchdown and Quinn Kaehler added 174 yards in the air in his first start in three games to lead San Diego State past Hawai'i, 20-10, and into sole possession of first place in the West Division of the Mountain West on Oct. 18 at Qualcomm Stadium.

The Aztecs outgained the Rainbow Warriors, 457-264, including a massive 283-90 edge on the ground. SDSU also forced three UH turnovers, while committing one, and held an almost 13-minute time of possession advantage (36:07-23:53).

San Diego State took its opening drive 86 yards on 10 plays, culminating with a 10-yard rushing touchdown by Pumphrey. The Aztecs showed its game plan early as 83 of the 86 yards were on the ground on the opening drive, which lasted 5:16, highlighted by a 34-yard run by Marcus Stamps.

After forcing a 3 and out, SDSU put together another 10-play drive, this time ending in a 36-yard field goal by Donny Hageman. It was Hageman's eighth straight field goal make.

San Diego State would take a 10-0 lead into the second quarter as it had 100 more yards (128-28) than Hawai'i after the break.

The Rainbow Warriors caught a break early in the second quarter when Scott Harding's rugby punt was misplayed by the Aztecs and recovered by Quinto Pedraza. The SDSU defense, however, held UH to a field goal attempt, which was missed by Tyler Hadden from 39 yards out.

It appeared San Diego State would go into halftime with a 10-0 lead, but a Hail Mary by Hawai'i's Ikaika Woolsey was caught by Marcus Kemp in the end zone with just five seconds left on a 3rd and 15, bringing the visitors to within three at 10-7 after two quarters.

The Aztecs tacked on another score in the third quarter as they marched 92 yards on nine plays over 4:56 before Kaehler connected on a 26-yard touchdown strike to Lloyd Mills. On the scoring drive, SDSU's second longest of the season in terms of yards, Kaehler was 4-for-4 for 71 yards, connecting three times with Mills (39 yards) and once to Larry Clark (32 yards). San Diego State would hold its 17-10 lead into the fourth quarter.

The Aztecs got into the red zone early in the fourth, but Hageman's 31-yard field goal attempt missed wide left.

SDSU's defense ended the game in style, however, forcing three Rainbow Warrior turnovers over their final four plays, including two by Malik Smith (interception and fumble recovery) and one by Damontae Kazee (interception).

In between, Pumphrey broke 100 yards for the game with a 47-yard rush and Hageman added a 23-yard field goal to close out the scoring.

San Diego State ran its home winning streak to five games, its longest since another five-game home winning streak from Oct. 9, 1998-Sept. 4, 1999 (17 seasons), and improved to 16-3 over its last 19 conference games.

The Aztecs' 283 rushing yards came against a team that was allowing just 125.83 per game, good enough for 36th in the nation. SDSU improved to 3-0 on the year and 20-2 in the Rocky Long era with 12 straight wins when rushing for at least 200 yards.

It was San Diego State's third consecutive game in which fewer than 40 points were scored by both teams, the first time that has happened since 2004 (Oct. 9-23).

Pumphrey set a career high with 25 carries en route to his fifth 100-yard rushing game of the season and eighth of his career. The 182 yards were the second most of his career.

Kaehler finished the game with 174 yards and a touchdown, completing 13 of 24 passes in his first start since the UNLV game. He improved to 11-5 all-time as the Aztecs' starting quarterback.

Mills had a career-high four catches for 42 yards and a touchdown, while Chase Favreau (42 yards) and Clark (32) each hauled in long grabs.

Na'im McGee had a team and career-high eight tackles, while Calvin Munson chipped in with seven stops and a tackle for loss. Smith had one tackle, and the fumble recovery and interception.

	1	2	3	4	-	Total
Hawai'i	0	7	3	0	-	10
San Diego State	10	0	7	3	-	20

SCORING SUMMARY

SDSU - Pumphrey 10-yard run (Hageman kick)	10 plays, 86 yards, 5:16 (9:44, 1st)
SDSU - Hageman 36-yard field goal	10 plays, 28 yards, 4:12 (3:08, 1st)
UH - Kemp 39-yard pass from Woolsey	8 plays, 66 yards, 1:00 (0:05, 2nd)
SDSU - Mills 26-yard pass from Kaehler	9 plays, 92 yards, 4:56 (5:32, 3rd)
UH - Hadden 25-yard field goal	16 plays, 70 yards, 5:18 (0:14, 3rd)
SDSU - Hageman 23-yard field goal	6 plays, 61 yards, 3:11 (6:33, 4th)

INDIVIDUAL STATS

**Rushing (Atts.-Yards-TDs):** UH: Lakalaka 16-58-0; Saint Juste 6-32-0; Woolsey 3-0-0. SDSU: Pumphrey 25-182-1; Price 12-41-0; Stamps 2-38-0; Gordon 3-20-0; Kaehler 3-4-0; Team 2-(-2)-0.

**Passing (Att.-Comp.-Int., Yards, TDs):** UH: Woolsey 31-17-2, 174, 1; SDSU: Kaehler 24-13-0, 174, 1.

**Receiving (No.-Yards-TDs):** UH: Kemp 6-58-1; Pedraza 4-47-0; Harding 4-30-0; Pu'u 3-26-0; Vele 1-3-0. SDSU: Mills 4-42-1; Favreau 1-42-0; Clark 1-32-0; Judge 1-19-0; Mikah Holder 1-12-0; Jemond Hazely 1-10-0; Gordon 1-8-0; Craighead 1-7-0; Roberts 1-6-0; Pumphrey 1-(-4)-0.

TEAM STATS

	UH	SDSU
First Downs	12	19
Rushes-Yards	25-90	47-283
Passing Yards	174	174
C-A-I	17-31-2	13-24-0
Total Offense	56-264	71-457
Fumbles-Lost	1-1	2-1
Penalties-Yards	7-40	4-44
Possession Time	23:53	36:07
Turnovers	3	1
Average Field Pos.	UH 26	SDSU 30

GAME 8

Nov. 1 • Mackay Stadium (20,508)

at Nevada

**RENO, Nev.** - Don Jackson ran for a career-high 124 yards and a touchdown, James Butler added 103 yards and a score and Nevada forced three turnovers to help the Wolf Pack down San Diego State, 30-14, Saturday night in Reno, Nev.

The win moved Nevada (6-3, 3-2 Mountain West) into a tie with the Aztecs (4-4, 3-2 MW) atop the conference's West Division.

SDSU led, 14-10, at halftime, but the Wolf Pack outscored San Diego State, 20-0, after the break to pick up their third consecutive comeback win. Nevada scored 29 straight to beat Brigham Young, 42-35, in Provo, Utah, on Oct. 18 and rattled off 26 unanswered points in a 26-18 win at Hawai'i on Oct. 25.

Each team exchanged punts to start the game with the Aztecs taking advantage in their return when Lloyd Mills took Alex Boy's 56-yard punt back 53 yards to put SDSU at the Wolf Pack's 34. After a 7-yard pass from Quinn Kaehler to Ezell Ruffin and a 10-yard run by Donnel Pumphrey, Pumphrey fumbled after a 7-yard gain to give the ball back to Nevada.

The Wolf Pack failed to capitalize as Christian Heyward sacked quarterback Cody Fajardo on a 3rd and 8, giving the ball back to San Diego State on a punt.

The Aztecs took advantage this time, using a 7-play, 55-yard drive over 3:45, ending with a 1-yard touchdown rush by Chase Price.

Nevada got into good field position, taking a kickoff 55 yards back to the SDSU 39-yard line. The San Diego State defense, however, held the Wolf Pack to a field goal, the first of three by Brent Zuzo.

On the visitor team's first drive of the second quarter, Kaehler was picked off by Nevada's J. McNeal on 3rd and 10 and returned back yards to set up the Wolf Pack once again deep inside Aztec territory. After a no-gain, Fajardo found Richy Turner out on the slot, who ran it 20 yards into the end zone to put Nevada up, 10-7.

After two more punts by each team, SDSU tried to put together one last drive to close the half. The drive, which was 77 yards over seven plays and took just 2:12, saw Kaehler go 4-for-6 for 67 yards, ending with an acrobatic, juggling 21-yard catch by Jemond Hazely. It was the first career TD reception by Hazely, helping San Diego State take a 14-13 lead into intermission.

The second half wasn't as kind for the Aztecs as they went fumble (Pumphrey's second of the game after coming into it with just two lost over 269 career attempts), punt, punt, punt, punt and turnover on downs to close the game.

The Wolf Pack, meanwhile, got a 25-yard field goal by Zuzo in the third quarter, a 24-yarder in the fourth, and rushing scores by Butler (43 yards) and Jackson (1 yard) to finish the 30-14 victory.

Pumphrey rushed for 85 yards on 13 attempts, averaging 6.5 yards per carry, and broke 1,000 yards for the season in the process. He became the 15th Aztec to rush for 1,000 yards in a season (20th occasion overall) and the 13th in SDSU's Division I era (since 1969).

San Diego State now was a 1,000-yard rusher in five straight seasons (2010-14) for the first time since 1991-95. The Aztecs had just three 1,000-yard rushers over the 14 years in between (1996-2009).

Price added 58 yards on just eight attempts (7.2 avg.) and had career highs of four catches and 28 yards. Kaehler passed for 189 yards, going 21-for-36 with a touchdown and an interception.

Three SDSU players - Hazely (3 rec., 31 yds., TD), Mills (3 rec., 52 yds.) and Daniel Brunskill (3 rec., 19 yds.) - joined Price in posting career highs in receiving yards, while Ezell Ruffin, playing his first game since breaking his collarbone at No. 21/23 North Carolina on Sept. 6, had three grabs for 21 yards. Adam Roberts also posted season highs with three receptions and 33 yards.

On the defensive side of the ball, Jake Fely and Na'im McGee each had six tackles to pace San Diego State. It was Fely's first game since Sept. 28, 2013 at New Mexico State (399 days in between). Heyward added career highs in tackles (5), tackles for loss (2.0) and sacks (1.0, tied), while Jon Sanchez had three stops (all solo), a career-best 2.0 TFL and his first sack of the season.

	1	2	3	4	-	Total
San Diego State	7	7	0	0	-	14
Nevada	3	7	3	17	-	30

SCORING SUMMARY

SDSU - Price 1-yard run (Hageman kick)	7 plays, 55 yards, 3:37 (2:39, 1st)
NEV - Zuzo 37-yard field goal	7 plays, 20 yards, 2:09 (0:22, 1st)
NEV - Turner 20-yard pass from Fajardo (Zuzo kick)	2 plays, 20 yards, 0:44 (14:06, 2nd)
SDSU - Hazely 21-yard pass from Kaehler	7 plays, 77 yards, 2:12 (1:15, 2nd)
NEV - Zuzo 25-yard field goal	13 plays, 58 yards, 5:28 (9:32, 3rd)
NEV - Zuzo 24-yard field goal	9 plays, 45 yards, 5:00 (11:42, 4th)
NEV - Butler 43-yard run (Zuzo kick)	5 plays, 65 yards, 2:36 (7:06, 4th)
NEV - Jackson 1-yard run (Zuzo kick)	6 plays, 65 yards, 2:26 (1:40, 4th)

INDIVIDUAL STATS

**Rushing (Atts.-Yards-TDs):** SDSU: Pumphrey 13-85-0; Price 8-58-1; Penny 1-21-0; Gordon 1-0-0; Mills 1-(-2)-0; Ruffin 1-(-2)-0; Kaehler 4-(-25)-0. NEV: Jackson 20-124-1; Butler 15-103-1; Fajardo 10-4-0; Team 2-(-2)-0.

**Passing (Att.-Comp.-Int., Yards, TDs):** SDSU: Kaehler 24-13-0, 189, 1. NEV: Fajardo 24-10-1, 109, 1.

**Receiving (No.-Yards-TDs):** SDSU: Price 4-28-0; Mills 3-52-0; Roberts 3-33-0; Hazely 3-31-1; Ruffin 3-21-0; Brunskill 3-19-0; Pumphrey 1-3-0; Judge 1-2-0. NEV: Richardson 4-41-0; Turner 3-49-0; Gipson 3-19-0.

TEAM STATS

	SDSU	NEV
First Downs	17	17
Rushes-Yards	29-135	47-229
Passing Yards	189	109
C-A-I	21-36-1	10-24-1
Total Offense	65-324	71-338
Fumbles-Lost	3-2	0-0
Penalties-Yards	4-55	5-44
Possession Time	27:39	32:21
Turnovers	3	1
Average Field Pos.	SDSU 31	NEV 36

GAME 9

Nov. 8 • Qualcomm Stadium (46,293)

vs. Idaho

**SAN DIEGO** - Quinn Kaehler tied a career high with three touchdown passes as San Diego State pulled away in a 35-21 victory over Idaho at Qualcomm Stadium on Nov. 8.

Donnel Pumphrey added 142 yards on the ground and a touchdown, while Chase Price had a 5-yard touchdown run.

Eric Judge (4 receptions, 107 yards, 1 touchdown) and Ezell Ruffin (4 receptions, 86 yards, 2 touchdowns) combined for eight catches, 193 receiving yards and three scores as Kaehler was an efficient 14-for-22 for 249 yards and the three touchdowns.

Tied at 14 at halftime, Kaehler hit Judge on a 58-yard slant for the go-ahead touchdown, then Price scored on a 5-yard run on the Aztecs' (5-4) ensuing drive to take a 28-14 lead.

The Vandals (1-8) responded when Chad Chalich found a wide-open Joshua McCain for a 51-yard score and bring UI to within seven at 28-21.

After forcing SDSU to a 3 and out, it appeared Idaho would take the lead on its next drive after it got the ball all the way to the San Diego State 7. On a 3rd and 2, however, the Aztecs' Alex Barrett knocked the ball out of running back Jerrel Brown's hands and Josh Gavert pounced on it to give SDSU the ball back.

San Diego State took advantage, utilizing an 11-play, 86-yard drive over 5:24, culminating with a 28-yard strike from Kaehler to Ruffin.

The Vandals got into Aztecs' territory, but were unable to convert a 3rd and 2 after Gavert sacked Matt Linehan for a 7-yard loss. SDSU followed by forcing a Linehan incomplete pass on the fourth down try.

San Diego State used the legs of Pumphrey to set up a field goal try on its next possession, but Donny Hageman missed from 37 yards. On the drive, Pumphrey rushed five times for 41 yards.

UI tried to mount a last-ditch effort, but could get no closer than its own 38, giving the win to the Aztecs.

Each team scored on its opening two possessions, first SDSU with an 8-play, 65-yard drive over 3:32 and ending with a 24-yard Kaehler-to-Ruffin hookup.

Idaho responded with an impressive 14-play, 75-yard drive over 6:28 to tie it when Elijah Penny scored from two yards out.

Pumphrey finished what he started in San Diego State's second drive with a 5-yard touchdown. On the drive, which was 10 plays and 75 yards over 4:33, Pumphrey rushed six times for 38 yards, while Kaehler was 3-for-4 for 37 yards through the air.

The Vandals tied it up once again when Chalich snuck in from 13 yards out, finishing out a 13-play, 77-yard drive over 4:42.

From there, both defenses settled down and it would be nine drives later until the next point was scored - Judge's 58-yard pass from Kaehler. The drive just took three plays and 51 seconds over 64 yards.

The Aztecs scored again on their next drive (9 plays, 61 yards, 4:28) as Kaehler (4-for-5, 60 yards) drove them down before Price scored from five yards out.

UI responded with the 51-yard TD pass from Chalich to McCain on a drive that utilized five plays and 77 yards over 2:15.

It would stay 28-21 until Barrett's key forced fumble and SDSU's ensuing touchdown drive to seal the win.

Pumphrey got his 142 yards on a career-high 26 carries, averaging 5.5 yards per attempt. It was his sixth, 100-yard game of the season and ninth of his career. Price added 33 yards on six carries.

Judge had his first 100-yard receiving game, while Ruffin recorded his second career multi-TD game. Kaehler, meanwhile, set a career high with a 203.71 pass efficiency rating.

Gavert led the way for the defense with nine tackles, a sack, a tackle for loss and a fumble recovery, while Na'im McGee tied for the team lead with nine stops. Barrett recorded eight tackles, 1.5 TFL and a forced fumble, and Cody Galea tied a career high with six tops and added a career-best 2.0 TFL.

San Diego State won its sixth straight home game, its longest streak since the 1996-97 seasons.

	1	2	3	4	-	Total
Idaho	7	7	7	0	-	21
San Diego State	14	0	14	7	-	35

SCORING SUMMARY

SDSU - Ruffin 24-yard pass from Kaehler (Hageman kick)	8 plays, 65 yards, 3:32 (11:28, 1st)
IDAHO - Penny 2-yard run (Rehkov kick)	14 plays, 75 yards, 6:28 (5:00, 1st)
SDSU - Pumphrey 2-yard run (Hageman kick)	10 plays, 75 yards, 4:33 (0:27, 1st)
IDAHO - Chalich 13-yard run (Rehkov kick)	13 plays, 77 yards, 4:42 (10:45, 2nd)
SDSU - Judge 58-yard pass from Kaehler (Hageman kick)	3 plays, 64 yards, 0:51 (9:57, 3rd)
SDSU - Price 5-yard run (Hageman kick)	9 plays, 61 yards, 4:28 (3:50, 3rd)
IDAHO - McCain 51-yard pass from Chalich (Rehkov kick)	5 plays, 77 yards, 2:15 (1:35, 3rd)
SDSU - Ruffin 28-yard pass from Kaehler (Hageman kick)	11 plays, 86 yards, 5:24 (5:32, 4th)

INDIVIDUAL STATS

**Rushing (Atts.-Yards-TDs):** IDAHO: Penny 22-90-1; Chalich 8-67-1; Brown 16-36-0; Rehkov 1-4-0; McCain 1-3-0; Linehan 1-(-7)-0. SDSU: Pumphrey 26-142-1; Price 6-33-1; Gordon 1-1-0; Stamps 1-0-0; Kaehler 5-(-20)-0.

**Passing (Att.-Comp.-Int., Yards, TDs):** IDAHO: Chalich 22-11-0, 145, 1; Linehan 11-6-0, 41, 0. SDSU: Kaehler 22-14-0, 249, 3.

**Receiving (No.-Yards-TDs):** IDAHO: McCain 7-101-1; Montgomery 3-37-0; Watson 3-19-0; Sannon 2-15-0; Podrabsky 2-14-0. SDSU: Judge 4-107-1; Ruffin 4-86-2; Mills 2-29-0; Roberts 2-18-0; Hazely 1-6-0; Pumphrey 1-3-0.

TEAM STATS	IDAHO	SDSU
First Downs	26	18
Rushes-Yards	49-193	39-156
Passing Yards	186	249
C-A-I	17-33-0	14-22-0
Total Offense	82-379	61-405
Fumbles-Lost	1-1	0-0
Penalties-Yards	4-30	4-51
Possession Time	31:34	28:26
Turnovers	1	0
Average Field Pos.	IDAHO 22	SDSU 35

# AZTEC PLAYER NOTES

## #77 JOEL ALESI (uh-LEE-see)

**Punter • Senior • 6-0 • 235 • El Cajon, Calif. • Christian HS**

- **At San Diego State:** In his fifth season with the program, although 2012 marked his onfield debut ... Is listed as the starting punter for the 23rd consecutive game heading into the Boise State contest ... A consistent punter, who earned his way to the starting position for the opening game each of the past three seasons (2012-14) ... Has 100 career punts, averaging 38.94 yards per punt ... The 38.94 yards per punt ranks 10th in SDSU history ... Only has three touchbacks in 100 career punts and only 25 have been returned ... Originally a walk-on, who was given a scholarship after this year's fall camp (Aug. 22).
- **2014 (Senior):** Is on the Ray Guy Award Watch List, which goes out to the top collegiate punter in the country ... Also is a Bursworth Trophy nominee, which goes out to a collegiate player who began his career as a walk-on and has shown outstanding performance on the field ... Has punted 41 times for 1,544 yards (37.66 avg.) ... Only 13 have been returned, 17 have landed inside the 20, six inside the 10, two inside the 5 and 13 have been fair caught ... Only one of his 41 punts has resulted in a touchback and just four have been returned for positive yardage ... vs. Northern Arizona (Aug. 30) ... Was the starter against Northern Arizona for the third consecutive season opener, punting three times for 105 yards (35.00 avg.) without allowing a return ... One of the three attempts was inside the 20 and another was fair caught ... at No. 21/23 North Carolina (Sept. 6) ... Punted four times for 173 yards (43.25 avg.) at No. 21/23 North Carolina with a long of 50 yards ... Finished with a net of 43.75 as three of the punts were returned for a total of minus-2 yards ... The other was fair caught at the 8-yard line ... at Oregon State (Sept. 20) ... Punted a season-high six times for 199 yards (33.17 avg.) at Oregon State with a long of 44 yards ... Two of the six punts ended up inside the 20-yard line and two were returned for minus (-1) yard ... vs. UNLV (Sept. 27) ... Had a solid outing vs. UNLV, earning MW Special Teams Player-of-the-Week honors ... Punted five times for 191 yards for a 38.2 average ... Three of his five punts landed inside the 20-yard line and only one was returned ... Two of the five punts pinned the Rebels inside the 6 (3-yard line and 5-yard line), two were fair caught and none of the five went for a touchback ... at Fresno State (Oct. 3) ... Punted five times for a season-high 216 yards at Fresno State, averaging 43.2 yards per punt ... wo of his five punts were inside the 20 and only two were returned for a total of four yards (2.0 avg.) ... Finished with a net average of 42.4 ... at New Mexico (Oct. 10) ... Had four punts for 169 yards at New Mexico, posting an average of 42.3 ... Three of the four punts landed inside the 20, including one at 12, 9 and 4-yard line ... Two of the four were fair caught and only one was returned for minus-1 yard ... Finished with a net average of 42.5 ... vs. Hawai'i (Oct. 18) ... Had four punts for 131 yards vs. Hawai'i, averaging 32.8 yards per boot ... Only one was returned for four yards, while two were fair caught ... Landed one inside the 20 with a long of 46 yards ... at Nevada (Nov. 1) ... Tied his season high with six punts for 215 yards (35.8 avg.) at Nevada ... Two were inside the 20 and two were fair caught ... Two of the six punts were returned, one for no goal and one for 28 yards ... vs. Idaho (Nov. 8) ... Had four punts for 145 yards (36.2 avg.), including a long of 45 yards vs. Idaho ... Two of the punts were inside the 20 and only one was returned, but for a 3-yard loss ... Had his first touchback of the year, which came in the ninth game and his 38th punt of the year.
- **2013 (Junior):** Was on the Ray Guy Award Watch List ... Punted 53 times for 2,089 yards (39.42 avg.) ... Out of his 53 punts, 17 were inside the 20, seven inside the 10 and two inside the 5 ... Twenty-one (21) of his 53 punts were fair caught and nine went for 50-plus yards ... Only 12 of his 53 punts were returned ... If you took away his 10 punts inside the opponents' territory, he would have averaged 40.74 yards per attempt (43-for-1,752) ... Punted five times in the opener vs. Eastern Illinois for 232 yards, averaging 46.4 yards per attempt ... Three of his five punts landed inside the 10-yard line, including one at the 1 ... Had a career-high seven punts for a career-high 249 yards at No. 3/2 Ohio State ... Only one of the seven punts were returned (10 yards) and four were fair caught ... Punted three times for 100 yards vs. Oregon State ... None of the punts were returned as one was downed, one was out-of-bounds and one was fair caught ... One of his punts ended up inside the 20 ... Punted three times for 133 yards (44.3 avg.) at New Mexico State ... Had a long of 50, one was fair caught and only one was returned for six yards, giving him a then season-high 42.3 net average ... Had a solid day against Nevada, punting four times for 201 yards, averaging 50.3 yards per attempt ... An impressive three of his four punts went for 50-plus yards, including a long of 54 yards ... Two of his punts finished inside the 20-yard line and the 10-yard line, including the final one on the 1-yard line to pin Nevada with 23 seconds left in regulation and the game tied at 44 ...

Ended up posting a net punt average of 46.5 ... Was named the MW Special Teams Player of the Week on Oct. 7 for his play, and also a CFPA Honorable Mention Performer of the Week ... Punted two times for 102 yards, averaging a career-high 51.0 yards per punt at Air Force ... Ended up setting a season high and tying a career-high with a 56-yard punt ... One of his two punts ended up inside the 20 and neither was returned ... Ended up setting a career high with a 51.0 net average ... Was named a CFPA Honorable Mention Performer of the Week for the second straight week ... Punted five times for 204 yards and a 40.8 average vs. No. 15/18 Fresno State ... Three of his five punts were fair caught and two were inside the opponents' 20-yard line ... His fourth attempt ended up being a touchback, snapping his streak of 33 straight punts without a touchback to start his career ... None of his five attempts were returned ... Had two punts for 73 yards against New Mexico, averaging 36.5 per attempt ... Ended up with the same net punt average as one was fair caught and the other was returned, but for zero yards ... Was called upon to punt four times at San José State for 131 yards, averaging 32.8 yards per boot ... None of the four punts were returned and two were fair caught ... Also recorded his first career tackle ... Had a busy day at Hawai'i, tying a career high with seven punts for 238 yards (34.0 avg.) ... Also tied a career high with three punts inside the 20, including one in the 10, and added a 51-yarder ... Tied a career high once again with seven punts vs. Boise State for a career-high 262 yards and a 37.4 average ... Three of the seven punts landed inside the 20, tying a career high ... Posted a long of 50 yards ... Was called upon for three punts for 127 yards (42.3 avg.) at UNLV with a long of 48 yards ... Two of the three punts were inside the 20 ... Punted only one time for 37 yards in SDSU's win against Buffalo at the Famous Idaho Potato Bowl in Boise.

- **2012 (Sophomore):** Saw action at the punter position in two games for the Aztecs ... Posted a 43.50 punt average, which would have ranked 19th in the country if he had enough attempts to qualify (75 percent of games played, 3.6 punts per game) ... Four of his six punts were fair caught, none of the six were returned ... Logged his first career playing time in the opener at Washington ... Punted two times for 98 yards (49.0 avg.), including a career-long 56-yarder ... Neither punt against the Huskies was returned ... Punted four times for 163 yards (40.8 avg.) against San José State ... Three of his four attempts were fair caught and none were returned ... In games in which he did not punt, he was listed second on the depth chart behind Seamus McMorrow.
- **2011 (Freshman):** Did not play in his second season at SDSU.
- **2010 (Redshirt):** Joined the squad during the fall camp and ended up using his redshirt campaign.
- **High School:** Member of the football team for three years at Christian High School, where he punted and also played defensive line and tight end ... Averaged over 44 yards per kick in 2009, highlighted by a long of 70 yards ... Scored three career TDs on an interception, blocked punt and fumble recovery ... Named the Patriots' Special Teams MVP his final campaign ... An all-academic selection, who also competed in track and field four years ... League champion and sixth at CIFs in the discus as a junior.
- **Personal:** Born Feb. 3, 1992, in El Cajon, Calif. ... Son of Thomas and Kathleen Alesi ... Father, Thomas, attended SDSU, as did his grandfather and several aunts and uncles ... Sister, Rachel, is on the Aztec track & field team ... Majoring in exercise and nutritional sciences.

### Alesi's Career Statistics

Season	GP	GS	No.	Yds.	Avg.	Net	TB	FC	I20	50+	Lg.
2011	0	0	0	0	0	0	0	0	0	0	0
2012	2	2	6	261	43.5	43.5	0	4	1	1	56
2013	13	13	53	2,089	39.4	36.3	2	21	17	9	56
2014	9	9	41	1,544	37.7	35.3	1	13	17	1	50
<b>Career</b>	<b>24</b>	<b>24</b>	<b>101</b>	<b>3,894</b>	<b>38.9</b>	<b>36.0</b>	<b>3</b>	<b>38</b>	<b>35</b>	<b>11</b>	<b>56</b>

**Career Highs:** Punts: 7 vs. Boise State (11/23/13), at Hawai'i (11/16/13), at Ohio State (9/7/13); Yards: 262 vs. Boise State (11/23/13); Avg. (min. 2 attempts): 51.0 (2-for-102) at Air Force (10/10/13); Net Avg. (min. 2 attempts): 51.0 at Air Force (10/10/13); Fair Caught: 4 at Ohio State (9/7/13); Inside 20: 3, 5 times; Long: 56 at Air Force (10/10/13), at Washington (9/1/12).

**2014 Highs:** Punts: 6 at Nevada (11/1/14), at Oregon State (9/20/14); Yards: 216 at Fresno State (10/3/14); Avg. (min. 2 attempts): 43.3 (4-for-173) at North Carolina (9/6/14); Fair Caught: 2, 4 times; Net Avg. (min. 2 attempts): 43.8 at North Carolina (9/6/14); Inside 20: 3 at New Mexico (10/10/14), vs. UNLV (9/27/14); Long: 50 at North Carolina (9/6/14).

**Alesi's Career Game-by-Game**

Date	Opponent	GP	GS	No.	Yds.	Avg.	Net	TB	FC	I20	Lg
S.1.12	at Washington	1	*	2	98	49.0	49.0	0	1	0	56
S.22.12	San José State	1	*	4	163	40.8	40.8	0	3	1	48
A.31.13	Eastern Illinois	1	*	5	232	46.4	34.4	0	2	3	54
S.7.13	at 3/2 Ohio State	1	*	7	249	35.6	34.1	0	4	0	44
S.21.13	Oregon State	1	*	3	100	33.3	33.3	0	1	1	39
S.28.13	at New Mexico State	1	*	3	133	44.3	42.3	0	1	0	50
O.4.13	Nevada*	1	*	4	201	50.3	46.5	0	0	2	54
O.10.13	at Air Force*	1	*	2	102	51.0	51.0	0	2	1	56
O.26.13	15/18 Fresno State*	1	*	5	204	40.8	36.8	1	3	2	46
N.2.13	New Mexico*	1	*	2	73	36.5	36.5	0	1	0	39
N.9.13	at San José State*	1	*	4	131	32.8	32.8	0	2	0	38
N.16.13	at Hawai'i*	1	*	7	238	34.0	32.7	0	2	3	51
N.23.13	Boise State*	1	*	7	262	37.4	32.6	1	2	3	50
N.30.13	at UNLV*	1	*	3	127	42.3	41.0	0	1	2	48
D.21.13	vs. Buffalo&	1	*	1	37	37.0	29.0	0	0	0	37
A.30.14	Northern Arizona	1	*	3	105	35.0	35.0	0	1	1	48
S.6.14	at 21/23 No. Carolina	1	*	4	173	43.3	43.8	0	1	1	50
S.20.14	at Oregon State	1	*	6	199	33.2	33.3	0	1	2	44
S.27.14	UNLV*	1	*	5	191	38.2	28.6	0	2	3	45
O.3.14	at Fresno State*	1	*	5	216	43.2	42.4	0	2	2	49
O.10.14	at New Mexico*	1	*	4	169	42.3	42.5	0	2	3	46
O.18.14	Hawai'i*	1	*	4	131	32.8	31.8	0	2	1	46
N.1.14	at Nevada*	1	*	6	215	35.8	31.2	0	2	2	49
N.8.14	Idaho	1	*	4	145	36.3	32.0	1	0	2	45

**Bold** indicates season high. **GS** - \* in this category indicates the player was on the field the first time San Diego State was in the punt formation. \* - Mountain West Game. & - 2013 Famous Idaho Potato Bowl (Bronco Stadium; Boise, Idaho).

**#58 ALEX BARRETT****Defensive Line • Sophomore • 6-3 • 260 • Mesa, Ariz. • Desert Ridge HS**

- **At San Diego State:** Physical defender who added bulk and strength to his frame in his red-shirt season and played more as the 2013 season went on ... Is listed as the starting defensive tackle for the 10th straight game heading into Saturday's game at Boise State.
- **2014 (Sophomore):** Was named to the Mountain West midseason second team by Phil Steele ... Has started all nine of the team's games this year, making 37 tackles (21 solo), 9.0 tackles for loss, three sacks, three pass breakups, five quarterback hurries and a blocked kick ... Leads the team in TFL and quarterback hurries, and is tied for tops in sacks ... **Ranks eighth in the MW and fourth among defensive linemen with 1.00 tackles for loss per game** ... Is also tied for sixth in tackles per game (4.1) among defensive linemen ... **vs. Northern Arizona (Aug. 30)** ... Made his first career start in the opener vs. Northern Arizona, making five tackles and 2.5 tackles for loss, while added his first career blocked kick ... **at No. 21/23 North Carolina (Sept. 6)** ... Had another good all-around game in another start at No. 21/23 North Carolina, recording three tackles (two solo), 1.0 TFL, his first two career PBUs and two quarterback hurries ... The first PBU was deflected to Jon Sanchez, who intercepted the pass and ran it six yards ... The play set up a 12-yard touchdown run by Donnell Pumphrey, giving SDSU its first lead of the game ... **at Oregon State (Sept. 20)** ... Started for a third straight game at Oregon State, recording five tackles ... **vs. UNLV (Sept. 27)** ... Had another big game vs. UNLV, making three tackles (all solo), a career-high-tying two sacks and two tackles for loss ... **at Fresno State (Oct. 3)** ... Came up with four tackles (three solo) and a game-high two quarterback hurries at Fresno State in another start ... **at New Mexico (Oct. 10)** ... Had two solo stops and a quarterback hurry at New Mexico ... **vs. Hawai'i (Oct. 18)** ... Made two tackles (one solo), including a 5-yard sack (and TFL) and his third pass breakup of the season vs. Hawai'i ... **at Nevada (Nov. 1)** ... Started again at Nevada, where he recorded five tackles (three solo) and a TFL ... The five stops were tied for the third most on the team ... **vs. Idaho (Nov. 8)** ... Set a career high with eight tackles (three solo), 1.5 tackles for loss and a forced fumble in another start vs. Idaho ... Had already set a career high with six in the first half ... The eight tackles ranked third on the team and tied for fourth in the game.
- **2013 (Freshman):** Played well off the bench over 12 games in limited snaps, posting 15 tackles (eight solo), 5.0 tackles for loss and 3.0 sacks ... The three sacks were tied for second on the team, while the 5.0 TFL ranked sixth ... Did not play in the opener vs. Eastern Illinois ... Logged his first career collegiate appearance at No. 3/2 Ohio State without recording a stat ...

Played off the bench again vs. Oregon State without cracking the stat sheet ... Made his first career tackle, a solo stop, at New Mexico State ... Came off the bench again vs. Nevada without making the stat sheet ... Had a breakout game at Air Force with starter Cody Galea battling a flu, finishing with two sacks for 16 yards and four tackles (three solos) ... The 2.0 sacks were the most by an Aztec since Everett Beed recorded 2.0 sacks at Wyoming on Nov. 24, 2012 ... The 2.0 TFL were also a season high ... Made one stop off the bench vs. No. 15/18 Fresno State ... Played against New Mexico without recording a stat ... Made two tackles with 1.0 TFL at San José State ... Made one assisted tackle off the bench at Hawai'i ... In his first game listed at No. 2 on the depth chart at defensive tackle rather than third at defensive line, he had two tackles (both solo), both for a loss and a 4-yard sack vs. Boise State ... Played again at defensive tackle off the bench at UNLV and tied a season high with four tackles ... Played against Buffalo in the Famous Idaho Potato Bowl, but did not record a stat.

- **2012 (Redshirt):** Redshirted his first season at SDSU.
- **High School:** Two-time first-team all-state selection at Desert Ridge High School ... First-team all-region on defense and East Valley all-region on both sides of the ball as a junior ... Was named his team's outstanding offensive lineman in 2009 and 2011 ... Tabbed to the all-Arizona Super 25 his senior campaign and also was rated the 32nd-best recruit in the state of Arizona by *ESPN* ... Two-star defensive lineman by Rivals.com, who earned a *Scouts, Inc.* grade of 73 ... Also lettered in track, finishing second in the state last year in the shot put ... Was Desert Ridge's MVP in track on two occasions.
- **Personal:** Born March 6, 1994, in Yuma, Ariz. ... Son of Elena and Audry Barrett ... Has two younger brothers ... Also drew interest from Fresno State, Army, Arizona State, New Mexico, Air Force, Montana, Northern Colorado and San José State ... Is majoring in criminal justice.

**Barrett's Career Statistics**

Season	GP	GS	UA	A	TT	TFL	Sk	Int.	PBU	FF	FR
2013	12	0	8	7	15	5.0	3.0	0	0	0	0
2014	9	9	21	16	37	9.0	3.0	0	3	1	0
<b>Career</b>	<b>21</b>	<b>9</b>	<b>29</b>	<b>23</b>	<b>52</b>	<b>14.0</b>	<b>6.0</b>	<b>0</b>	<b>3</b>	<b>1</b>	<b>0</b>

**Career Highs:** Tackles: 8 vs. Idaho (11/8/14); Tackles For Loss: 2.5 vs. Northern Arizona (8/30/14); Sacks: 2.0 vs. UNLV (9/27/14), at Air Force (10/10/13); Passes Broken Up: 2 at North Carolina (9/6/14); Forced Fumbles: 1 vs. Idaho (11/8/14); Blocked Kicks: 1 vs. Northern Arizona (8/30/14).

**2014 Highs:** Tackles: 8 vs. Idaho (11/8/14); Tackles For Loss: 2.5 vs. Northern Arizona (8/30/14); Sacks: 2.0 vs. UNLV (9/27/14); Passes Broken Up: 2 at North Carolina (9/6/14); Forced Fumbles: 1 vs. Idaho (11/8/14); Blocked Kicks: 1 vs. Northern Arizona (8/30/14).

**Barrett's Career Game-by-Game**

Date	Opponent	GP	GS	UA	A	TT	TFL	Sk	Int.	PBU	FF	FR	
A.31.13	Eastern Illinois			---Did Not Play---									
S.7.13	at 3/2 Ohio State	1	0	0	0	0	0.0	0.0	0	0	0	0	
S.21.13	Oregon State	1	0	0	0	0	0.0	0.0	0	0	0	0	
S.28.13	at New Mexico State	1	0	1	0	1	0.0	0.0	0	0	0	0	
O.4.13	Nevada*	1	0	0	0	0	0.0	0.0	0	0	0	0	
O.10.13	at Air Force*	1	0	3	1	4	2.0	2.0	0	0	0	0	
O.26.13	15/18 Fresno State*	1	0	0	1	1	0.0	0.0	0	0	0	0	
N.2.13	New Mexico*	1	0	0	0	0	0.0	0.0	0	0	0	0	
N.9.13	at San José State*	1	0	1	1	2	1.0	0.0	0	0	0	0	
N.16.13	at Hawai'i*	1	0	0	1	1	0.0	0.0	0	0	0	0	
N.23.13	Boise State*	1	0	2	0	2	2.0	1.0	0	0	0	0	
N.30.13	at UNLV*	1	0	1	3	4	0.0	0.0	0	0	0	0	
D.21.13	vs. Buffalo&	1	0	0	0	0	0.0	0.0	0	0	0	0	
A.30.14	Northern Arizona	1	1	3	2	5	2.5	0.0	0	0	0	0	
S.6.14	at 21/23 No. Carolina	1	1	2	1	3	1.0	0.0	0	2	0	0	
S.20.14	at Oregon State	1	1	1	4	5	0.0	0.0	0	0	0	0	
S.27.14	UNLV*	1	1	3	0	3	2.0	2.0	0	0	0	0	
O.3.14	at Fresno State*	1	1	3	1	4	0.0	0.0	0	0	0	0	
O.10.14	at New Mexico*	1	1	2	0	2	0.0	0.0	0	0	0	0	
O.18.14	Hawai'i*	1	1	1	1	2	1.0	1.0	0	1	0	0	
11.1.14	at Nevada*	1	1	3	2	5	1.0	0.0	0	0	0	0	
11.8.14	Idaho	1	1	3	5	8	1.5	0.0	0	0	1	0	

**Bold** indicates season high. \* - Mountain West game. & - 2013 Famous Idaho Potato Bowl (Bronco Stadium; Boise, Idaho).



#15 NICK BAWDEN

Quarterback • TR-Freshman • 6-3 • 225 • Los Gatos, Calif. • Los Gatos HS

• **At San Diego State:** Enrolled in SDSU in January and practiced with the team in the spring season ... Mobile and tough with a good quarterback IQ ... Worked up from fourth on the depth chart after spring drills to the backup to senior Quinn Kaehler heading into the 2014 opener ... Is now listed as the backup heading into the Boise State game after starting for an injured Quinn Kaehler for two straight games at Fresno State and New Mexico ... Became the second true freshman to start at quarterback in SDSU's Division I history and first since Spencer Brinton did it at Hawai'i on Oct. 25, 1997, and was the first to start a game having never thrown a pass prior to his first start ... Also became the first San Diego State true freshman, and the second in school history (Spencer Brinton in 1997), to start at quarterback in an Aztec win ... Only 12 FBS true freshmen had started at quarterback this season with just seven earning the start without previously throwing a pass in college (as of Oct. 3).

- **2014 (True Freshman):** Is one of eight Aztec true freshmen to see action in a game this season and is the only one to earn a start ... Has thrown for 147 yards on the year, going 13-for-37 for a touchdown and two interceptions ... Also has rushed 11 times for 43 yards (3.9 avg.) ... If you take away the three times he has been sacked, he has 63 rushing yards eight attempts (7.9 avg.) ... **vs. Northern Arizona (Aug. 30)** ... Came off the bench to play the final series in the opening win vs. Northern Arizona, but did not throw a pass ... **at No. 21/23 North Carolina (Sept. 6)** ... Was on the travel squad to No. 21/23 North Carolina, but did not appear in the game ... **at Oregon State (Sept. 20)** ... Also was on the travel squad to Oregon State, but did not log any snaps ... **vs. UNLV (Sept. 27)** ... Played in the team's final drive vs. UNLV, but only handed the ball off ... **at Fresno State (Oct. 3)** ... Became the second true freshman to start a game at quarterback and first without previously throwing a pass at Fresno State ... Was 9-for-24 for 84 yards with one touchdown and two interceptions ... Also rushed for 36 yards on eight attempts, averaging 4.5 yards per carry ... If you took away the two times he was sacked, those rushing numbers go to 48 yards on six attempts (8.0 avg.) ... Was the 39th player to make his quarterback starting debut for the Aztecs in the Division I era (since 1969) ... **at New Mexico (Oct. 10)** ... Became the second SDSU true freshman in school history (Spencer Brinton in 1997) to start at quarterback in an Aztec win at New Mexico ... Was 4-for-13 for 63 yards with no touchdowns and no interceptions, playing only the first half ... Also carried three times for seven yards (twice for 15 yards if you take away the 8-yard sack) ... Had a career-long 43-yard pass in the first quarter to Eric Judge ... **vs. Hawai'i (Oct. 18)** ... Suited up at home against Hawai'i, but did not play in the game ... **at Nevada (Nov. 1)** ... Was the back-up to Quinn Kaehler once again at Nevada, but did not see any action ... **vs. Idaho (Nov. 8)** ... Backed up Kaehler once again at quarterback vs. Idaho, but did not see the field.
- **High School:** Completed 107-of-197 passes (54.3 percent) for 1,622 yards and 14 touchdowns with eight interceptions as a senior at Los Gatos High ... Also rushed for 189 yards on 39 attempts (4.9 avg.) with one touchdown ... Passed for 1,636 yards and 12 touchdowns as a junior ... Rated as a three-star recruit by *Scout.com* and was picked as the 67th-best quarterback ... Also was a three-star recruit by *ESPN.com* with a scout grade of 77, a three-star recruit by 247sports with a grade of 82 and a two-star recruit by *Rivals.com*.
- **Personal:** Born June 22, 1996, in Los Gatos, Calif. ... Son of Rick and Kimberly Bawden ... Was also offered a scholarship from Eastern Washington, while drawing interest from Arkansas, California, Fresno State, Harvard, San José State, Utah and Washington ... Is majoring in business administration with a concentration as a management entrepreneur.

Bawden's Career Statistics

Season	Passing							Rushing				
	GP	GS	Att.	Cmp.	Pct.	Int.	TD	Yds.	Rtg.	Att.	Yds.	TD
2014	4	2	37	13	35.1	2	1	147	66.62	11	43	0
<b>Career</b>	<b>4</b>	<b>2</b>	<b>37</b>	<b>13</b>	<b>35.1</b>	<b>2</b>	<b>1</b>	<b>147</b>	<b>66.62</b>	<b>11</b>	<b>43</b>	<b>0</b>

**Career/2014 Highs:** Attempts: 24 at Fresno State (10/3/14); Completions: 9 at Fresno State (10/3/14); Passing Yards: 84 at Fresno State (10/3/14); Long Pass: 43 at New Mexico (10/10/14); Passing Touchdowns: 1 at Fresno State (10/3/14); Completion Pct. (min. 12 att.): 37.50 (9-for-24) at Fresno State (10/3/14); Efficiency Rating: 71.48 at New Mexico (10/10/14); Carries: 8 at Fresno State (10/3/14); Rushing Yards: 36 at Fresno State (10/3/14); Long Rush: 15 at New Mexico (10/10/14).

Bawden's Career Game-by-Game

Date	Opponent	GP	GS	Att.	Cmp.	Pct.	Int.	TD	Yds.	Rtg.
A.30.14	Northern Arizona	1	0	0	0	0.0	0	0	0	0.00
S.6.14	at 21/23 No. Carolina									---
S.20.14	at Oregon State									---
S.27.14	UNLV*	1	0	0	0	0.0	0	0	0	0.00
O.3.14	at Fresno State*	1	1	24	9	37.5	2	1	84	63.98
O.10.14	at New Mexico*	1	1	13	4	30.8	0	0	63	71.48
O.18.14	Hawai'i*									---
N.1.14	at Nevada*									---
N.8.14	Idaho									---

**Bold indicates season high.** \* - Mountain West game.

#89 DANIEL BRUNSKILL

Tight End • Sophomore • 6-5 • 250 • Valley Center, Calif. • Valley Center HS

- **At San Diego State:** Made the switch from offensive line to tight end for the 2013 season and played well as a blocking tight end ... A good blocker, who continues to get better at catching the ball ... Is slated to start at tight end at Boise State ... A walk-on.
- **2014 (Sophomore):** Played in all nine games this season with starts in two contests, making four catches for 25 yards ... **vs. Northern Arizona (Aug. 30)** ... Came off the bench to play against Northern Arizona, but did not record a stat ... **at No. 21/23 North Carolina (Sept. 6)** ... Saw time at No. 21/23 North Carolina, but did not find the stat sheet ... **at Oregon State (Sept. 20)** ... Logged playing time at Oregon State without recording a stat ... **vs. UNLV (Sept. 27)** ... Made his first career catch, a 6-yarder, vs. UNLV ... **at Fresno State (Oct. 3)** ... Made his first career start at Fresno State without finding the stat sheet ... **at New Mexico (Oct. 10)** ... Started for the second straight game at New Mexico, but did not record a stat ... **vs. Hawai'i (Oct. 18)** ... Came off the bench against Hawai'i without recording a stat ... **at Nevada (Nov. 1)** ... Had a big game off the bench at Nevada, setting career highs in receptions (3), receiving yards (19) and a career-long catch (12) ... **vs. Idaho (Nov. 8)** ... Played once again off the bench against Idaho without finding the stat sheet.
- **2013 (Freshman):** Played in all 13 games as a redshirt freshman without recording a stat ... Saw action mainly as the blocking tight end ... Played in his first collegiate game in the opener vs. Eastern Illinois ... Also logged action at Ohio State, vs. Oregon State, at New Mexico State, vs. Nevada, at Air Force, vs. Fresno State, vs. New Mexico, at San José State, at Hawai'i, vs. Boise State, at UNLV and against Buffalo in the Famous Idaho Potato Bowl.
- **2012 (Redshirt):** Used his redshirt season in his first year on The Mesa.
- **High School:** A two-year letterwinner at Valley Center High ... Selected first-team all-CIF, first-team all-Valley League, first-team all-North County and second-team all-state as a senior ... Was a team captain as a senior ... Also played volleyball, lacrosse and was on the wrestling team.
- **Personal:** Born Jan. 27, 1994, in San Diego, Calif. ... Son of Michael and Susan Brunskill ... Graduated from Valley Center High with a 3.83 grade point average ... Is majoring in civil engineering.

Brunskill's Career Statistics

Season	GP	GS	Rec.	Yds.	Avg.	Long	TD
2013	13	0	0	0	0.0	0	0
2014	9	2	4	25	6.3	12	0
<b>Career</b>	<b>22</b>	<b>2</b>	<b>4</b>	<b>25</b>	<b>6.3</b>	<b>12</b>	<b>0</b>

**Career/2014 Highs:** Receptions: 3 at Nevada (11/1/14); Receiving Yards: 19 at Nevada (11/1/14); Long Reception: 12 at Nevada (11/1/14).

Brunskill's Career Game-by-Game

Date	Opponent	GP	GS	No.	Yds.	Avg.	Lg.	TD	TD Lengths
A.31.13	Eastern Illinois	1	0	0	0	0.0	0	0	
S.7.13	at 3/2 Ohio State	1	0	0	0	0.0	0	0	
S.21.13	Oregon State	1	0	0	0	0.0	0	0	
S.28.13	at New Mexico State	1	0	0	0	0.0	0	0	
O.4.13	Nevada*	1	0	0	0	0.0	0	0	
O.10.13	at Air Force*	1	0	0	0	0.0	0	0	
O.26.13	15/18 Fresno State*	1	0	0	0	0.0	0	0	

N.2.13	New Mexico*	1	0	0	0	0.0	0	0
N.9.13	at San Jose State*	1	0	0	0	0.0	0	0
N.16.13	at Hawai'i*	1	0	0	0	0.0	0	0
N.23.13	Boise State*	1	0	0	0	0.0	0	0
N.30.13	at UNLV*	1	0	0	0	0.0	0	0
D.21.13	vs. Buffalo&	1	0	0	0	0.0	0	0
A.30.14	Northern Arizona	1	0	0	0	0.0	0	0
S.6.14	at 21/23 No. Carolina	1	0	0	0	0.0	0	0
S.20.14	at Oregon State	1	0	0	0	0.0	0	0
S.27.14	UNLV*	1	0	1	6	6.0	6	0
O.3.14	at Fresno State*	1	1	0	0	0.0	0	0
O.10.14	at New Mexico*	1	1	0	0	0.0	0	0
O.18.14	Hawai'i*	1	0	0	0	0.0	0	0
N.1.14	at Nevada*	1	0	3	19	6.3	12	0
N.8.14	Idaho	1	0	0	0	0.0	0	0

**Bold** indicates season high. \* - Mountain West game. & - 2013 Famous Idaho Potato Bowl (Bronco Stadium; Boise, Idaho).

## #80 LARRY CLARK

**Wide Receiver • Junior • 6-4 • 210 • Venice, Calif. • Venice HS**

- **At San Diego State:** Tall wideout with good hands ... Has good speed and is able to break tackles ... Saw time as a receiver last season after mainly being used on special teams the previous year ... Is listed as the backup 'Z' wide receiver heading into the Boise State game after earning his first two career starts this season.
- **2014 (Junior):** Has played in eight games with two starts, posting 13 receptions for 185 yards (14.2 avg.) ... Also has two pooch kick returns for 12 yards (6.0 avg.) ... **vs. Northern Arizona (Aug. 30)** ... Played on special teams and at wide receiver in the opener with Northern Arizona ... Returned two pooch kickoffs for 12 yards (6.0 avg.), but did not have a catch ... **at No. 21/23 North Carolina (Sept. 6)** ... Came off the bench at No. 21/23 North Carolina, where he had three receptions and 42 yards ... **at Oregon State (Sept. 20)** ... Saw time again off the bench at Oregon State, making a 4-yard catch ... **vs. UNLV (Sept. 27)** ... Earned his first career start vs. UNLV and made the most of it with career highs of four receptions and 71 yards ... **at Fresno State (Oct. 3)** ... Had a team-high three receptions for 30 yards (10.0 avg.) off the bench at Fresno State ... **at New Mexico (Oct. 10)** ... Made a 6-yard grab in a reserve role at New Mexico ... **vs. Hawai'i (Oct. 18)** ... Made his second career start vs. Hawai'i and had a season-long 32-yard catch ... **at Nevada (Nov. 1)** ... Played in a reserve role at Nevada without finding the stat sheet ... **vs. Idaho (Nov. 8)** ... Also didn't make a catch in the Idaho game.
- **2013 (Sophomore):** Played in eight games in a reserve role, making three catches for 51 yards (17.0 avg.) ... The 17.0 average per catch led the team ... Also had a 15-yard kick return on a pooch attempt ... Dressed, but did not see action in the opener vs. Eastern Illinois ... Saw some time on special teams and at wide receiver at No. 3/2 Ohio State ... Had his first career two catches for 18 yards (9.0 avg.) ... Each were 9-yard grabs ... The two receptions were tied for third on the team, while the 18 yards were tied for fourth ... Played on special teams against Oregon State ... Came off the bench and caught a career-long 33-yarder at New Mexico State ... Logged playing time against Nevada without cracking the stat sheet ... Saw time off the bench at Air Force without recording a stat ... Came off the bench against No. 15/18 Fresno State and returned a pooch kick for 15 yards ... Did not play in the New Mexico game ... Traveled to San José State, but did not see action ... Was on the travel squad once again at Hawai'i without playing ... Suited up for the Boise State game, but did not play in the contest ... Logged playing time at UNLV without finding the stat sheet ... Saw action in the Famous Idaho Potato Bowl vs. Buffalo without recording a stat.
- **2012 (Freshman):** Was on the travel squad for a few games, but never saw action on the field.
- **2011 (Redshirt):** Redshirted his first season on The Mesa, after suffering an injury during fall camp.
- **High School:** Was a three-star recruit by *Rivals.com* ... A two-star recruit by *ESPN.com*, who received a *Scouts, Inc.* grade of 68 ... Boasted a 325-pound squat and 295-pound bench press out of high school ... Earned first-team all-league honors from 2008-10 ... Was a first-team all-city section pick in 2010 and a second-team winner in 2009 ... Had 37 receptions for 703 yards and nine touchdowns as a junior.
- **Personal:** Born May 8, 1993, in Santa Monica, Calif. ... Son of Yancy and Anita Clark ... Received an offer from Idaho in the recruiting process, and considered Nevada, Fresno State, New

Mexico State, UNLV and UCLA ... Is majoring in social science.

## Clark's Career Statistics

### Offense

Season	GP	GS	Rec.	Yds.	Avg.	Long	TD
2013	8	0	3	51	17.0	33	0
2014	9	2	13	185	14.2	32	0
<b>Career</b>	<b>17</b>	<b>3</b>	<b>16</b>	<b>236</b>	<b>14.8</b>	<b>33</b>	<b>0</b>

**Career Highs:** Receptions: 4 vs. UNLV (9/27/14); Receiving Yards: 71 vs. UNLV (9/27/14); Long Reception: 33 at New Mexico State (9/28/13); Kick Returns: 2 vs. Northern Arizona (8/30/14); Kick Return Yards: 15 vs. Fresno State (10/26/13); Long Kick Return: 15 vs. Fresno State (10/26/13).

**2014 Highs:** Receptions: 4 vs. UNLV (9/27/14); Receiving Yards: 71 vs. UNLV (9/27/14); Long Reception: 32 vs. Hawai'i (10/18/14); Kick Returns: 2 vs. Northern Arizona (8/30/14); Kick Return Yards: 12 vs. Northern Arizona (8/30/14); Long Kick Return: 8 vs. Northern Arizona (8/30/14).

## Clark's Career Game-by-Game

Date	Opponent	GP	GS	No.	Yds.	Avg.	Lg.	TD	TD Lengths
A.31.13	Eastern Illinois								---
S.7.13	at 3/2 Ohio State	1	0	2	18	9.0	9	0	
S.21.13	Oregon State	1	0	0	0	0.0	0	0	
S.28.13	at New Mexico State	1	0	1	33	33.0	33	0	
O.4.13	Nevada*	1	0	0	0	0.0	0	0	
O.10.13	at Air Force*	1	0	0	0	0.0	0	0	
O.26.13	15/18 Fresno State*	1	0	0	0	0.0	0	0	
N.2.13	New Mexico*								---
N.9.13	at San Jose State*								---
N.16.13	at Hawai'i*								---
N.23.13	Boise State*								---
N.30.13	at UNLV*	1	0	0	0	0.0	0	0	
D.21.13	vs. Buffalo&	1	0	0	0	0.0	0	0	
A.30.14	Northern Arizona	1	0	0	0	0.0	0	0	
S.6.14	at 21/23 No. Carolina	1	0	3	42	14.0	0	0	
S.20.14	at Oregon State	1	0	1	4	4.0	4	0	
S.27.14	UNLV*	1	1	4	71	17.8	29	0	
O.3.14	at Fresno State*	1	0	3	30	10.0	18	0	
O.10.14	at New Mexico*	1	0	1	6	6.0	6	0	
O.18.14	Hawai'i*	1	1	1	32	32.0	32	0	
N.1.14	at Nevada*	1	0	0	0	0.0	0	0	
N.8.14	Idaho	1	0	0	0	0.0	0	0	

**Bold** indicates season high. \* - Mountain West game. & - 2013 Famous Idaho Potato Bowl (Bronco Stadium; Boise, Idaho).

## #94 ROBERT CRAIGHEAD

**Tight End • Junior • 6-3 • 265 • Lakeside, Calif. • El Capitan HS**

- **At San Diego State:** A versatile player who switched sides of the ball in each of his first three seasons at San Diego State ... Started as tight end in 2011 where he worked behind 2013 NFL second round draft pick Gavin Escobar ... Switched to the defensive side of the ball prior to the 2012 campaign and saw action on the defensive line in eight games ... Moved back over to the offensive side of the ball and the tight end position for his sophomore campaign and now junior season, where he is listed third on the depth chart heading into Saturday at Boise State.
- **2014 (Junior):** Has played in all nine games with his first three career starts ... Has four catches for 42 yards (10.5 avg.) and a 2-yard touchdown ... **vs. Northern Arizona (Aug. 30)** ... Made his first collegiate start at tight end, making a 1-yard touchdown catch ... **at No. 21/23 North Carolina (Sept. 6)** ... Tied a career high with two receptions and set a career-high with 33 receiving yards in another start at No. 21/23 North Carolina, including a career-long 27-yard grab ... **at Oregon State (Sept. 20)** ... Made the start again at Oregon State, but did not find the stat sheet ... **vs. UNLV (Sept. 27)** ... Came off the bench for the first time of the season vs. UNLV, but didn't record a stat ... **at Fresno State (Oct. 3)** ... Played off the bench at Fresno State without recording a stat ... **at New Mexico (Oct. 10)** ... Came off the bench for the second straight contest at New Mexico without finding the stat

sheet ... vs. Hawai'i (Oct. 18) ... Came up with a 7-yard catch off the bench against Hawai'i ... at Nevada (Nov. 1) ... Played off the bench at Nevada, but did not record a stat ... vs. Idaho (Nov. 8) ... Logged statless time off the bench vs. Idaho without making a stat.

- **2013 (Sophomore):** Played in all 13 games off the bench with five catches for 32 yards (6.4 avg.) ... Played his first collegiate game at tight end in the opener vs. Eastern Illinois without a stat ... Came off the bench again at No. 3/2 Ohio State and made his first two career catches for 21 yards (10.5 avg.) ... The 21 yards ranked third on the team, while the two receptions were tied for third ... Played against Oregon State, but did not record a stat ... Had an 8-yard reception off the bench at New Mexico State ... Played in the Nevada game without making the stat sheet ... Tied a career high with two grabs for six yards at Air Force in a reserve role ... Played vs. No. 15/18 Fresno State without making it on the stat sheet ... Logged snaps vs. New Mexico, but didn't record a stat ... Played again off the pine at San José State without recording a stat ... Did not record a stat at Hawai'i, but did get playing time ... Played in another game vs. Boise State, but did not find the stat sheet ... Played in the regular season finale at UNLV without making a stat ... Came off the bench vs. Buffalo in the Famous Idaho Potato Bowl, but did record a stat.
- **2012 (Freshman):** Switched from offense to defense prior to the 2012 campaign ... Played on the defensive line in a reserve role in eight contests during the conference title run ... Saw action in five home games and five Mountain West contests during the campaign ... The Aztecs were 7-1 in games that he appeared in, winning the final seven contests of the season ... Logged his first ever playing time in the opener at Washington, but did not record a stat ... Played in the contest against Army but did not record a stat ... Also played vs. North Dakota ... Played vs. Hawai'i without making the stat sheet ... Had his first career tackle vs. Colorado State ... Did not play at Nevada ... Had his first solo stop vs. UNLV ... Had a solo tackle at Boise State ... Played vs. Air Force, but did not record a stat ... Played at Wyoming without recording a stat ... Did not play in the finale vs. Brigham Young.
- **2011 (Redshirt):** Redshirted his first season at SDSU ... Worked with the tight ends.
- **High School:** Was a two-star recruit by *Rivals.com* ... Named to the CIF San Diego Section team his senior season ... Had 26 receptions for 366 yards and a touchdown as a senior ... Recorded 40 receptions for 516 yards and six touchdowns as a junior ... Earned all-East County offensive first-team honors in both his junior and senior seasons ... A two-time all-league selection ... Garnered 2010 all-San Diego section offensive first-team honors from the *Union-Tribune* ... Served as a two-time captain for the Vaqueros ... His team won three consecutive Grossmont North League championships ... Also played basketball, earning the most improved player award as a sophomore and the coaches award as a junior.
- **Personal:** Born April 21, 1993, in Lakeside, Calif. ... Son of Kimberly and John Craighead ... Attended the same high school as former Aztecs Ryan Lindley and Tommie Draheim ... Chose SDSU over Arizona, Boise State, California and Minnesota ... Is majoring in criminal justice.

**Craighead's Career Statistics**

**Defense**

Season	GP	GS	UA	A	TT	TFL	Sk	Int.	PBU	FF	FR
2012	8	0	2	1	3	0.0	0.0	0	0	0	0
<b>Career</b>	<b>8</b>	<b>0</b>	<b>2</b>	<b>1</b>	<b>3</b>	<b>0.0</b>	<b>0.0</b>	<b>0</b>	<b>0</b>	<b>0</b>	<b>0</b>

**Career Highs:** Tackles: 1 at Boise State (11/3/12), vs. UNLV (10/27/12), vs. Hawai'i (10/13/12).

**2014 Highs:**

**Offense**

Season	GP	GS	Rec.	Yds.	Avg.	Long	TD
2013	13	0	5	32	6.4	17	0
2014	9	3	4	42	10.5	27	1
<b>Career</b>	<b>22</b>	<b>3</b>	<b>9</b>	<b>74</b>	<b>8.2</b>	<b>27</b>	<b>1</b>

**Career Highs:** Receptions: 2 at North Carolina (9/6/14), Air Force (10/10/13), at Ohio State (9/7/13); Receiving Yards: 33 at North Carolina (9/6/14); Receiving Touchdowns: 1 vs. Northern Arizona (8/30/14); Long Reception: 27 at North Carolina (9/6/14).

**2014 Highs:** Receptions: 2 at North Carolina (9/6/14); Receiving Yards: 33 at North Carolina (9/6/14); Receiving Touchdowns: 1 vs. Northern Arizona (8/30/14); Long Reception: 27 at North Carolina (9/6/14).

**Craighead's Career Game-by-Game**

Date	Opponent	GP	GS	UA	A	TT	TFL	Sk.	Int.	PBU	FF	FR
S.1.12	at Washington	1	0	0	0	0	0.0	0.0	0	0	0	0
S.8.12	Army	1	0	0	0	0	0.0	0.0	0	0	0	0

S.15.12	North Dakota	1	0	0	0	0	0.0	0.0	0	0	0	0
S.22.12	San José State	--- Did Not Play ---										
S.29.12	at Fresno State*	--- Did Not Play ---										
O.6.12	Hawai'i*	1	0	0	0	0	0.0	0.0	0	0	0	0
O.13.12	Colorado State*	1	0	0	1	1	0.0	0.0	0	0	0	0
O.20.12	at Nevada*	--- Did Not Play ---										
O.27.12	UNLV*	1	0	1	0	1	0.0	0.0	0	0	0	0
N.3.12	at 19/14 Boise State*	1	0	1	0	1	0.0	0.0	0	0	0	0
N.10.12	Air Force*	--- Did Not Play ---										
N.24.12	at Wyoming*	1	0	0	0	0	0.0	0.0	0	0	0	0
D.20.12	vs. Brigham Young^	--- Did Not Play ---										

Date	Opponent	GP	GS	No.	Yds.	Avg.	Lg.	TD	TD Lengths
A.31.13	Eastern Illinois	1	0	0	0	0.0	0	0	
S.7.13	at 3/2 Ohio State	1	0	2	21	10.5	17	0	
S.21.13	Oregon State	1	0	0	0	0.0	0	0	
S.28.13	at New Mexico State	1	0	1	8	8.0	8	0	
O.4.13	Nevada*	1	0	0	0	0.0	0	0	
O.10.13	at Air Force*	1	0	2	3	1.5	6	0	
O.26.13	15/18 Fresno State*	1	0	0	0	0.0	0	0	
N.2.13	New Mexico*	1	0	0	0	0.0	0	0	
N.9.13	at San José State*	1	0	0	0	0.0	0	0	
N.16.13	at Hawai'i*	1	0	0	0	0.0	0	0	
N.23.13	Boise State*	1	0	0	0	0.0	0	0	
N.30.13	at UNLV*	1	0	0	0	0.0	0	0	
D.21.13	vs. Buffalo&	1	0	0	0	0.0	0	0	
A.30.14	Northern Arizona	1	1	1	2	2.0	2	1	2
S.6.14	at 21/23 No. Carolina	1	1	2	33	17.5	27	0	
S.20.14	at Oregon State	1	1	0	0	0.0	0	0	
S.27.14	UNLV*	1	0	0	0	0.0	0	0	
O.3.14	at Fresno State*	1	0	0	0	0.0	0	0	
O.10.14	at New Mexico*	1	0	0	0	0.0	0	0	
O.18.14	Hawai'i*	1	0	1	7	7.0	0	0	
N.1.14	at Nevada*	1	0	0	0	0.0	0	0	
N.8.14	Idaho	1	0	0	0	0.0	0	0	

**Bold** indicates season high. \* - Mountain West game. ^ - 2012 San Diego County Credit Union Poinsettia Bowl (Qualcomm Stadium; San Diego, Calif.). & - 2013 Famous Idaho Potato Bowl (Bronco Stadium; Boise, Idaho).

**#64 ZACH DILLEY (dill-EE)  
Offensive Line • Senior • 6-5 • 295 • Sun City, Calif. • Paloma Valley HS**

- **At San Diego State:** Following a redshirt season (2010) and a season in which he did not see game action (2011), Dilley started all 13 games at right tackle for the Mountain West champions in 2013 ... Battled various injuries in 2013, playing in 10 games with five starts ... Can play any position on the line ... Is listed as backup center for the eighth straight game after starting the first two of the season ... **Has 20 career starts on the offensive line.**
- **2014 (Senior):** Started the first two games on the season at center and has played in three overall ... Made his first career start at center in the opener vs. Northern Arizona ... Followed with another start at No. 21/23 North Carolina ... Was on the travel squad to Oregon State, but did not see any action as he was battling a sore back ... Also didn't play vs. UNLV ... Played on snap at right guard for Darrell Greene at Fresno State ... Was on the travel squad at New Mexico, but didn't get into the game ... Also didn't play vs. Hawai'i ... Made the trip to Nevada, but did not play ... Sued up vs. Idaho, but did not see any time.
- **2013 (Junior):** Played in 10 games with a start at right tackle and four at left guard ... Did not play in the opener vs. Eastern Illinois ... Started at right tackle at Ohio State and ended up making a tackle on punt coverage ... Came off the bench on special teams vs. Oregon State, and again at New Mexico State, vs. Nevada, at Air Force and vs. Fresno State ... Earned his second start of the season and first-ever start at left guard vs. New Mexico ... Followed with another start there at San José State and again at Hawai'i ... Also started there vs. Boise State, but left after injuring his knee ... Missed the UNLV game with a knee injury ... Missed the Famous Idaho Potato Bowl vs. Buffalo because of the same injury.
- **2012 (Sophomore):** Started all 13 games for San Diego State at right tackle after entering the season never having played a college game ... Earned his first career start and playing time at Washington in the opening game at right tackle ... Followed with starts vs. Army, against

North Dakota, vs. San José State, at Fresno State, vs. Hawai'i, against Colorado State, at Nevada, vs. UNLV, at Boise State, vs. Air Force at Wyoming and against Brigham Young in the Poinsettia Bowl.

- **2011 (Freshman):** Did not play in his second season at SDSU.
- **2010 (Redshirt):** Did not play his first year on campus.
- **High School:** Received third-team 2009 all-state accolades by *CalHSports.com*, while playing at Paloma Valley High School in Menifee, Calif. ... First-team all-CIF and two-time first-team all-league for the Wildcats ... Named to the Riverside all-area first team as a senior ... Selected for the 2010 Inland Empire All-Star Classic football game ... Three-star recruit by *Rivals.com* ... Rated as the 59th-best prospect nationally at his position by *Rivals.com* ... Listed as the No. 3 offensive tackle prospect in the state of California by *Rivals.com* ... Earned a Scouts, Inc. grade of 73 on *ESPN.com* ... Also lettered in basketball as a senior.
- **Personal:** Born Dec. 12, 1991, in Wildomar, Calif. ... Son of Donald and Rosalie Dilley ... His mother played college volleyball ... Also recruited by Cal, Washington, UNLV and UTEP ... Is a social science major.

**Dilley's Career Statistics**

Season	GP	GS
2011	0	0
2012	13	13
2013	10	5
2014	3	2
<b>Career</b>	<b>26</b>	<b>20</b>

**Dilley's Career Game-by-Game**

Date	Opponent	GP	GS/POS
S.1.12	at Washington	1	RT
S.8.12	Army	1	RT
S.15.12	North Dakota	1	RT
S.22.12	San José State	1	RT
S.29.12	at Fresno State*	1	RT
O.6.12	Hawai'i*	1	RT
O.13.12	Colorado State*	1	RT
O.20.12	at Nevada*	1	RT
O.27.12	UNLV*	1	RT
N.3.12	at 19/14 Boise State*	1	RT
N.10.12	Air Force*	1	RT
N.24.12	at Wyoming*	1	RT
D.20.12	vs. Brigham Young^	1	RT
A.31.13	Eastern Illinois	--- Did Not Play ---	
S.7.13	at 3/2 Ohio State	1	RT
S.21.13	Oregon State	1	
S.28.13	at New Mexico State	1	
O.4.13	Nevada*	1	
O.10.13	at Air Force*	1	
O.26.13	Fresno State*	1	
N.2.13	New Mexico*	1	LG
N.9.13	at San José State*	1	LG
N.16.13	at Hawai'i*	1	LG
N.23.13	Boise State*	1	LG
N.30.13	at UNLV*	--- DNP - Injured ---	
D.21.13	vs. Buffalo&	--- DNP - Injured ---	
A.30.14	Northern Arizona	1	C
S.6.14	at 21/23 No. Carolina	1	C
S.20.14	at Oregon State	--- DNP - Injured ---	
S.27.14	UNLV*	--- DNP ---	
O.3.14	at Fresno State*	1	
O.10.14	at New Mexico*	--- DNP ---	
O.18.14	Hawai'i*	--- DNP ---	
N.1.14	at Nevada*	--- DNP ---	
N.8.14	Idaho	--- DNP ---	

\* - Mountain West game. ^ - 2012 San Diego County Credit Union Poinsettia Bowl (Qualcomm Stadium; San Diego, Calif.). & - 2013 Famous Idaho Potato Bowl (Bronco Stadium; Boise, Idaho).

**#42 JAKE FELY**

(Fee-LEE)

**Linebacker • Junior • 5-10 • 215 • Oceanside, Calif. • Oceanside HS**

- **At San Diego State:** Possibly the best defensive player in the Mountain West, when healthy ... Tough and aggressive linebacker with a great motor ... Is in his fifth year in the program, but is listed as a junior after the NCAA awarded him another year because of injuries ... Is one of four Aztecs from Oceanside High School ... Started 30 consecutive games at middle linebacker before breaking his right foot against New Mexico State on Sept. 28, 2013, which sidelined him for the rest of the year ... Then missed all of spring and most of this season with a neck injury before finally suiting up Nov. 1 at Nevada ... Is listed as the backup to Calvin Munson at right outside linebacker heading into the Boise State game ... Has led SDSU in tackles in eight games over his career.
- **2014 (Junior):** Was named to the preseason all-MW team by *Athlon Sports*, *Lindy's Sports* and *Phil Steele Magazine* ... Also was deemed a "Player to Watch" by Lindy's ... Earned a spot on the CFPA Linebacker Trophy Watch List ... Missed the first seven games of the season with a neck injury, before making his debut on Nov. 1 at Nevada ... It was the first time he played in a game in 399 days (since Sept. 28, 2013) after missing 16 straight contests ... Has 10 tackles (5 solo), a pass breakup and 0.5 tackles for loss in two games off the bench this year ... vs. Northern Arizona (Aug. 30) ... Missed the opener after missing most of the spring with a neck injury ... at No. 21/23 North Carolina (Sept. 6) ... Did not travel for the No. 21/23 North Carolina game ... at Oregon State (Sept. 20) ... Did not travel again to Oregon State ... vs. UNLV (Sept. 27) ... Missed the conference opener at home vs. UNLV ... at Fresno State (Oct. 3) ... Also didn't travel to Fresno State ... at New Mexico (Oct. 10) ... Was not on the travel squad to New Mexico ... vs. Hawai'i (Oct. 18) ... Was not cleared to play against Hawai'i ... at Nevada (Nov. 1) ... Made his 2014 debut in the team's eighth game at Nevada ... It was his first action in 399 days (since Sept. 28, 2013) ... Made six tackles (three solo) in the game, which tied for the team lead, despite only being on a limited snap count ... vs. Idaho (Nov. 8) ... Played for a second straight game off the bench and had four tackles (two solo), a PBU and 0.5 tackles for loss.
- **2013 (Junior):** Was named to the Bednarik Award Watch List (Defensive Player of the Year) and Lombardi Award Watch List (Top Lineman) ... Also was named a preseason first-team selection by the Mountain West media, *Athlon Sports*, *Phil Steele* and *Sporting News* ... Finished with 20 tackles with 15 solo stops ... Also had 1.5 TFL, one sack and a PBU ... Started for the 27th straight game in the opener vs. Eastern Illinois, leading SDSU with eight tackles (all solos) ... Started again at No. 3/2 Ohio State, tying for second on the team with six tackles (four solos) ... Earned another start at middle linebacker vs. Oregon State and had one assisted tackle and a PBU ... Started for the 30th straight game at middle linebacker at New Mexico State, making five tackles with 1.5 tackles for a 10 yards of loss, including a 9-yard sack, before breaking his right foot early in the second quarter and missing the rest of the game ... Missed the Nevada game because of his broken foot, but did watch from the sidelines after having surgery just two days earlier ... Missed another game at Air Force ... Did not play again vs. Fresno State ... Missed a fourth straight game vs. New Mexico ... Did not play at San José State ... Did not travel once again to Hawai'i ... Did not play once again vs. Boise State ... Was not on the travel squad in the regular season finale at UNLV.
- **2012 (Sophomore):** Named a second-team all-Mountain West selection ... Voted the team's Defensive Player of the Year ... Started all 13 games at middle linebacker for San Diego State and now has a consecutive games started streak at 26 ... Led the team in tackles for loss (11.5), sacks (7), forced fumbles (2) and tied for team-high honors in unassisted tackles (68) ... Was second on the squad in total tackles (90) and fumble recoveries (2) ... Among Mountain West teams, Fely ranked fourth in sacks (7), sixth in tackles for loss (11.5) and 14th in tackles per game (6.9) ... Had a team-high 73 tackles in San Diego State's nine victories, including four times with 10 or more tackles ... Joined Kirk Morrison (2004) and Joe Martin (2006) as the only San Diego State defensive players to earn multiple Mountain West Conference defensive player-of-the-week honors in the same season ... Became just the second Aztec player in the last 15 seasons and the only player coached by Rocky Long since 2000 to record at least two fumble recoveries, two forced fumbles, 10 tackles for loss and 90 total tackles in the same season ... One of 10 players to start every game during the 2012 campaign, including just five total on the defensive side of the ball (Nat Berhe, Leon McFadden, Sam Meredith and Jordan Thomas) ... Started the opener at Washington as the middle linebacker and had seven tackles, including four solo and 1.0 for a loss ... Made five stops (all solo) vs. Army as a starter, including a 4-yard sack ... Against North Dakota had two tackles, a sack and his first career PBU ... Had three stops vs. San José State ... Made three tackles, including a sack, and added his first career fumble recovery at Fresno State ... Had six tackles (five solo), which tied for the most on the team against Hawai'i ... Was named the Mountain West Defensive Player of the Week on Oct. 15 for his play against Colorado State, where he set career highs in tackles (13), TFL (3.5) and

sacks (2.0), while adding a fumble recovery ... The 3.5 tackles for loss were the most since Miles Burris had 3.5 vs. UNLV on Nov. 27, 2010 ... Also was named one of two CFPA National Defensive Performers of the Week and one of two CFPA National Linebackers of the Week ... Had nine tackles at Nevada with 0.5 TFL ... Made 11 stops, 2.0 sacks, 2.0 TFL and forced a fumble vs. UNLV en route to earning MW Defensive Player-of-the-Week accolades ... Had seven tackles at Boise State, including a TFL ... Had another double-digit tackle game vs. Air Force, making 10 stops and forcing a fumble ... Made 10 tackles (seven solo) with 0.5 TFL at Wyoming ... Recorded four tackles, all of which were solo stops, and added his second PBU of the season vs. Brigham Young in the Poinsettia Bowl.

- **2011 (Freshman):** Started all 13 contests at middle linebacker ... Made 58 tackles, including 5.5 for a loss, while also tying for the team lead in fumbles forced with three ... Tabbed the squad's outstanding freshman ... First career start against Cal Poly, tying for the team lead in tackles with six, including one for a loss, while adding a forced fumble ... Forced a fumble for the second outing in a row, while also tallying a career-high eight stops in the victory at Army ... Tied for the team lead in tackles with seven against Washington State, including a career-best 2.5 for a loss and a sack ... Forced his third fumble of the season in the third quarter of the Michigan game, while also adding three tackles ... Was in on five stops against TCU ... Had two tackles at Air Force ... Made four stops, including a TFL vs. Wyoming ... Had three tackles, including a sack against New Mexico ... Made three stops at Colorado State, against Boise State and at UNLV ... Had five tackles vs. both Fresno State and Louisiana-Lafayette.
- **2010 (Redshirt):** Played both special teams and on defense as a true freshman ... Logged minutes in three games, but ultimately redshirted after getting injured in practice following the Missouri contest ... Both of his tackles were for a loss, including a nine-yard sack in the opener with Nicholls.
- **High School:** First-team all-CIF San Diego Section as a senior at Oceanside High ... His prep team was No. 1 in the state during his senior season and was ranked nationally ... Was a three-time all-league selection ... Named Hall of Champions Athlete of the Month in September 2009 ... Also earned letters in wrestling and baseball ... Named MVP of his 2007 baseball team and was the 2008 defensive player of the year on his football team.
- **Personal:** Born March 2, 1992, in Oceanside, Calif. ... Son of Cindy and Silva Fely, Jr. ... His mother, grandmother and aunt all attended SDSU ... Also considered attending BYU, Colorado State, Nevada, Wyoming and UNLV ... Is studying criminal justice.

### Fely's Career Statistics

Season	GP	GS	UA	A	TT	TFL	Sk	Int.	PBU	FF	FR
2010	3	0	1	1	2	1.5	1.0	0	0	0	0
2011	13	13	30	28	58	5.5	1.5	0	0	3	0
2012	13	13	68	22	90	11.5	7.0	0	2	2	2
2013	4	4	15	5	20	1.5	1.0	0	1	0	0
2014	2	0	5	5	10	0.5	0.0	0	1	0	0
<b>Career</b>	<b>35</b>	<b>30</b>	<b>119</b>	<b>61</b>	<b>180</b>	<b>20.5</b>	<b>10.5</b>	<b>0</b>	<b>4</b>	<b>5</b>	<b>2</b>

**Career Highs:** Tackles: 13 vs. Colorado State (10/13/12); Tackles For Loss: 3.5 vs. Colorado State (10/13/12); Sacks: 2.0 vs. UNLV (10/27/12), vs. Colorado State (10/13/12); Passes Broken Up: 1, four times; Forced Fumbles: 1, five times; Fumble Recoveries: 1 vs. Colorado State (10/13/12) at Fresno State (9/29/12).

**2014 Highs:** Tackles: 6 at Nevada (11/1/14); Tackles For Loss: 0.5 vs. Idaho (11/8/14); Passes Broken Up: 1 vs. Idaho (11/8/14).

### Fely's Career Game-by-Game

Date	Opponent	GP	GS	UA	A	TT	TFL	Sk.	Int.	PBU	FF	FR
S.4.10	Nicholls State	1	0	1	1	2	1.5	1.0	0	0	0	0
S.11.10	at New Mexico State	1	0	0	0	0	0.0	0.0	0	0	0	0
S.18.10	at --/25 Missouri	1	0	0	0	0	0.0	0.0	0	0	0	0
S.25.10	Utah State	--- Did Not Play - Injured ---										
O.9.10	at Brigham Young*	--- Did Not Play - Injured ---										
O.16.10	23/23 Air Force*	--- Did Not Play - Injured ---										
O.23.10	at New Mexico*	--- Did Not Play - Injured ---										
O.30.10	at Wyoming*	--- Did Not Play - Injured ---										
N.6.10	Colorado State*	--- Did Not Play - Injured ---										
N.13.10	at 3/3 TCU*	--- Did Not Play - Injured ---										
N.20.10	25/24 Utah*	--- Did Not Play - Injured ---										
N.27.10	UNLV*	--- Did Not Play - Injured ---										
D.23.10	vs. Navy^^	--- Did Not Play - Injured ---										
S.3.11	Cal Poly	1	1	4	2	6	1.0	0.0	0	0	1	0

S.10.11	at Army	1	1	3	5	8	0.0	0.0	0	0	1	0
S.17.11	Washington State	1	1	4	3	7	2.5	1.0	0	0	0	0
S.24.11	at 22/21 Michigan	1	1	2	2	4	0.0	0.0	0	0	1	0
O.8.11	TCU*	1	1	1	4	5	0.0	0.0	0	0	0	0
O.13.11	at Air Force*	1	1	1	1	2	0.0	0.0	0	0	0	0
O.29.11	Wyoming*	1	1	3	1	4	1.0	0.0	0	0	0	0
N.5.11	New Mexico*	1	1	1	2	3	0.5	0.5	0	0	0	0
N.12.11	at Colorado State*	1	1	2	1	3	0.0	0.0	0	0	0	0
N.19.11	10/11 Boise State*	1	1	2	1	3	0.0	0.0	0	0	0	0
N.26.11	at UNLV*	1	1	2	1	3	0.0	0.0	0	0	0	0
D.3.11	Fresno State*	1	1	4	1	5	0.0	0.0	0	0	0	0
D.17.11	vs. La.-Lafayette`	1	1	1	4	5	0.5	0.0	0	0	0	0
S.1.12	at Washington	1	1	4	3	7	1.0	0.0	0	0	0	0
S.8.12	Army	1	1	5	0	5	1.0	1.0	0	0	0	0
S.15.12	North Dakota	1	1	2	0	2	1.0	1.0	0	1	0	0
S.22.12	San José State	1	1	3	0	3	0.0	0.0	0	0	0	0
S.29.12	at Fresno State*	1	1	2	1	3	1.0	1.0	0	0	0	1
O.6.12	Hawai'i*	1	1	5	1	6	0.0	0.0	0	0	0	0
O.13.12	Colorado State*	1	1	9	4	13	3.5	2.0	0	0	0	1
O.20.12	at Nevada*	1	1	8	1	9	0.5	0.0	0	0	0	0
O.27.12	UNLV*	1	1	8	3	11	2.0	2.0	0	0	1	0
N.3.12	at 19/14 Boise State*	1	1	6	1	7	1.0	0.0	0	0	0	0
N.10.12	Air Force*	1	1	5	5	10	0.0	0.0	0	0	1	0
N.24.12	at Wyoming*	1	1	7	3	10	0.5	0.0	0	0	0	0
D.20.12	vs. Brigham Young^	1	1	4	0	4	0.0	0.0	0	1	0	0
A.31.13	Eastern Illinois	1	1	8	0	8	0.0	0.0	0	0	0	0
S.7.13	at 3/2 Ohio State	1	1	4	2	6	0.0	0.0	0	0	0	0
S.21.13	Oregon State	1	1	0	1	1	0.0	0.0	0	1	0	0
S.28.13	at New Mexico State	1	1	3	2	5	1.5	1.0	0	0	0	0
O.4.13	Nevada*	--- Did Not Play - Injured ---										
O.10.13	at Air Force*	--- Did Not Play - Injured ---										
O.26.13	15/18 Fresno State*	--- Did Not Play - Injured ---										
N.2.13	New Mexico*	--- Did Not Play - Injured ---										
N.9.13	at San José State*	--- Did Not Play - Injured ---										
N.16.13	at Hawai'i*	--- Did Not Play - Injured ---										
N.23.13	Boise State*	--- Did Not Play - Injured ---										
N.30.13	at UNLV*	--- Did Not Play - Injured ---										
D.21.13	vs. Buffalo&	--- Did Not Play - Injured ---										
A.30.14	Northern Arizona	--- Did Not Play - Injured ---										
S.6.14	at 21/23 No. Carolina	--- Did Not Play - Injured ---										
S.20.14	at Oregon State	--- Did Not Play - Injured ---										
S.27.14	UNLV	--- Did Not Play - Injured ---										
O.3.14	at Fresno State*	--- Did Not Play - Injured ---										
O.10.14	at New Mexico*	--- Did Not Play - Injured ---										
O.18.14	Hawai'i*	--- Did Not Play - Injured ---										
N.1.14	at Nevada*	1	0	3	3	6	0.0	0.0	0	0	0	0
N.8.14	Idaho*	1	0	2	2	4	0.5	0.0	0	1	0	0

**Bold** indicates season high. \* - Mountain West game. & - 2013 Famous Idaho Potato Bowl (Bronco Stadium; Boise, Idaho). ^ - 2012 San Diego County Credit Union Poinsettia Bowl (Qualcomm Stadium; San Diego, Calif.). ` - 2011 L+R Carrier New Orleans Bowl.

## #47 CODY GALEA

(Galley-ah)

**Linebacker • Senior • 6-3 • 255 • Elk Grove, Calif. • Franklin HS**

- **At San Diego State:** A two-year starter at defensive end who moved to linebacker in the spring and for this senior season in 2014, his fifth year in the program ... Is listed as the starting middle linebacker heading into the Boise State contest ... Has played in 44 career games with 31 consecutive starts (22 at right defensive end, last nine at middle linebacker) ... Has seen action in 40 consecutive games ... His 31 straight starts is the longest active streak on the team (not including specialists) as is his 31 overall starts, while the 40 consecutive games played is the second-longest streak ... Quick and agile defender.
- **2014 (Senior):** Has 29 tackles (21 solo), 4.5 TFL, 3.0 sacks, one forced fumble, a pass breakup and four quarterback hurries in nine starts this season ... The three sacks are tied for the team lead, as are his one forced fumble ... **vs. Northern Arizona (Aug. 30)** ... Started

for the 23rd consecutive game in the opener with Northern Arizona, but for the first time in college at linebacker ... Had two solo stops in SDSU's win ... **at No. 21/23 North Carolina (Sept. 6)** ... Started again at middle linebacker at No. 21/23 North Carolina, where he had two assisted stops ... **at Oregon State (Sept. 20)** ... Had a huge game at Oregon State, setting a career high with six tackles (three solo) to go along with 1.5 TFL, a sack and forced fumble ... The forced fumble was the second of his career ... **vs. UNLV (Sept. 27)** ... Made four stops (all solo), including a sack and a TFL vs. UNLV ... The four solo stops were tied for the second most on the team ... **at Fresno State (Oct. 3)** ... Started once again at Fresno State, where he had three solo stops, his first career PBU and a quarterback hurry ... **at New Mexico (Oct. 10)** ... Came up with two tackles (one solo) in a start at New Mexico ... **vs. Hawai'i (Oct. 18)** ... Made two solo stops in a start against Hawai'i and added a game-high-tying two quarterback hurries ... **at Nevada (Nov. 1)** ... Had another start at Nevada, where he contributed two solo tackles ... **vs. Idaho (Nov. 8)** ... Posted a big game vs. Idaho, tying a career high with six tackles (four solo) to go along with a career-best two TFL and the third sack of his career.

● **2013 (Junior):** Had a career-high 36 tackles (21 solo), along with 3.5 tackles for loss, a sack, a forced fumble and two fumble recoveries in 13 starts ... The 36 stops were the most among all SDSU defensive linemen ... Was one of four Aztecs (Dylan Denso, Josh Gavert and Eric Pinkins) with at least one forced fumble and one fumble recovery on the year ... Started the opener vs. Eastern Illinois at right defensive end for the 10th straight game, recording two solo tackles ... Had three solo tackles at No. 3/2 Ohio State ... Started again vs. Oregon State without recording a stat ... Had a good all-around game in another start at New Mexico State, tying a career high with four tackles to go along with a sack, a TFL and his first career forced fumble ... Made a solo stop in a start vs. Nevada ... Had four assisted tackles and recovered his first career fumble at Air Force ... Had three solo stops in another start vs. No. 15/18 Fresno State ... Had three tackles (all assisted) in a start vs. New Mexico ... Made a 1-yard tackle for loss in another start at San José State ... Had a career-high five tackles (four solo) in a start at Hawai'i ... Came up with four tackles (two solo) in another start vs. Boise State ... Had two stops in the regular season finale at UNLV ... Had four tackles, including a career-high 1.5 tackles for loss vs. Buffalo in the Famous Idaho Potato Bowl ... Also recovered his second fumble of the season.

● **2012 (Sophomore):** Saw action in all 13 games and started the final nine games of the season ... Recorded 22 tackles, including 13 solo stops, with 3.5 tackles for loss and 2.5 sacks ... The 22 stops were the second highest total among the defensive line (Sam Meredith, 36) and his 2.5 quarterback sacks led the unit and ranked fifth overall among the defensive unit ... Came off the bench in the opener at Washington to record two tackles, including a 6-yard sack ... Played against Army, but did not record a stat ... Chipped in with an assisted sack against North Dakota ... Had a solo stop vs. San José State ... Earned his first-ever start at Fresno State and had a tackle and 0.5 TFL ... Started again vs. Hawai'i and had a career-high three stops ... Made his third straight start vs. Colorado State and had a solo tackle ... Started again at Nevada and tied his career best with three tackles ... Logged his fifth straight start against UNLV and made two stops ... Started at Boise State and had two assisted tackles ... Had a career-high four tackles (which resulted in just two yards) with 0.5 TFL vs. Air Force ... Also returned a short kickoff nine yards to give the Aztecs quality field position ... Made two stops in another start at Wyoming, including an 8-yard sack ... Saw action in his second consecutive bowl game, but did not record a stat against Brigham Young in the Poinsettia Bowl.

● **2011 (Freshman):** Participated in nine contests, including each of the last five ... Totaled six tackles, including two for a loss and a sack ... Logged his first snaps against Cal Poly, making a tackle for a five-yard loss ... Also played at Army, against Washington State and at Michigan, but did not record a stat ... Had a tackle in back-to-back games at Colorado State and at home vs. Boise State ... Made two tackles, including his first career sack, at UNLV ... Had a stop against Fresno State ... Played but did not log a stat in the bowl game.

● **2010 (Redshirt):** Did not play as a true freshman.

● **High School:** Three-year starting varsity linebacker at Franklin High ... Two-time all-Delta Valley Conference honoree ... An honorable mention all-metro selection after breaking the school record with 134 total tackles as a junior (2008) ... Led the league in solo tackles with 79 over 10 games and recorded 25 tackles-for-loss ... Also had 17 pressures, four sacks and a pair of blocked PATs ... As a senior, finished with 102 tackles and three sacks ... Member of the Sacramento All-Star squad that played in the Holiday Classic in Sacramento vs. the East Bay All-Stars ... Holds a Franklin High School record with 244 career tackles ... Also a two-time conference wrestling champion and the 2009 sub-section champ at 215 pounds.

● **Personal:** Born Jan. 10, 1992, in Elk Grove, Calif. ... Son of Paul and Elizabeth Galea ... Had offers from Nevada, Army, Sacramento State and UC Davis ... Majoring in criminal justice.

### Galea's Career Statistics

Season	GP	GS	UA	A	TT	TFL	Sk	Int.	PBU	FF	FR
2011	9	0	2	4	6	2.0	1.0	0	0	0	0
2012	13	9	13	9	22	3.5	2.5	0	0	0	0
2013	13	13	21	15	36	3.5	1.0	0	0	1	2
2014	9	9	21	8	29	4.5	3.0	0	1	1	0
<b>Career</b>	<b>44</b>	<b>31</b>	<b>57</b>	<b>36</b>	<b>93</b>	<b>13.5</b>	<b>7.5</b>	<b>0</b>	<b>1</b>	<b>2</b>	<b>2</b>

**Career Highs:** Tackles: 6 vs. Idaho (11/8/14), at Oregon State (9/20/14); Tackles For Loss: 2.0 vs. Idaho (11/8/14); Sacks: 1.0, 7 times; Passes Broken Up: 1 at Fresno State (10/3/14); Forced Fumbles: 1 at Oregon State (9/20/14), at New Mexico State (9/28/13); Fumble Recoveries: 1 vs. Buffalo (12/21/13), at Air Force (10/10/13).

**2014 Highs:** Tackles: 6 vs. Idaho (11/8/14), at Oregon State (9/20/14); Tackles For Loss: 2.0 vs. Idaho (11/8/14); Sacks: 1.0 vs. Idaho (11/8/14), vs. UNLV (9/27/14), at Oregon State (9/20/14); Passes Broken Up: 1 at Fresno State (10/3/14); Forced Fumbles: 1 at Oregon State (9/20/14).

### Galea's Career Game-by-Game

Date	Opponent	GP	GS	UA	A	TT	TFL	Sk.	Int.	PBU	FF	FR
S.3.11	Cal Poly	1	0	1	0	1	1.0	0.0	0	0	0	0
S.10.11	at Army	1	0	0	0	0	0.0	0.0	0	0	0	0
S.17.11	Washington State	1	0	0	0	0	0.0	0.0	0	0	0	0
S.24.11	at 22/21 Michigan	1	0	0	0	0	0.0	0.0	0	0	0	0
0.8.11	TCU*	--- Did Not Play ---										
0.13.11	at Air Force*	--- Did Not Play ---										
0.29.11	Wyoming*	--- Did Not Play ---										
N.5.11	New Mexico*	--- Did Not Play ---										
N.12.11	at Colorado State*	1	0	0	1	1	0.0	0.0	0	0	0	0
N.19.11	10/11 Boise State*	1	0	0	1	1	0.0	0.0	0	0	0	0
N.26.11	at UNLV*	1	0	1	1	2	1.0	1.0	0	0	0	0
D.3.11	Fresno State*	1	0	0	1	1	0.0	0.0	0	0	0	0
D.17.11	vs. La.-Lafayette`	1	0	0	0	0	0.0	0.0	0	0	0	0
S.1.12	at Washington	1	0	1	1	2	1.0	1.0	0	0	0	0
S.8.12	Army	1	0	0	0	0	0.0	0.0	0	0	0	0
S.15.12	North Dakota	1	0	0	1	1	0.5	0.5	0	0	0	0
S.22.12	San José State	1	0	1	0	1	0.0	0.0	0	0	0	0
S.29.12	at Fresno State*	1	1	0	1	1	0.5	0.0	0	0	0	0
0.6.12	Hawai'i*	1	1	3	0	3	0.0	0.0	0	0	0	0
0.13.12	Colorado State*	1	1	1	0	1	0.0	0.0	0	0	0	0
0.20.12	at Nevada*	1	1	2	1	3	0.0	0.0	0	0	0	0
0.27.12	UNLV*	1	1	2	0	2	0.0	0.0	0	0	0	0
N.3.12	at 19/14 Boise State*	1	1	0	2	2	0.0	0.0	0	0	0	0
N.10.12	Air Force*	1	1	1	3	4	0.5	0.0	0	0	0	0
N.24.12	at Wyoming*	1	1	2	0	2	1.0	1.0	0	0	0	0
D.20.12	vs. Brigham Young^	1	1	0	0	0	0.0	0.0	0	0	0	0
A.31.13	Eastern Illinois	1	1	2	0	2	0.0	0.0	0	0	0	0
S.7.13	at 3/2 Ohio State	1	1	3	0	3	0.0	0.0	0	0	0	0
S.21.13	Oregon State	1	1	0	0	0	0.0	0.0	0	0	0	0
S.28.13	at New Mexico State	1	1	2	2	4	1.0	1.0	0	0	1	0
0.4.13	Nevada*	1	1	1	0	1	0.0	0.0	0	0	0	0
0.10.13	at Air Force*	1	1	0	4	4	0.0	0.0	0	0	0	1
0.26.13	15/18 Fresno State*	1	1	3	0	3	0.0	0.0	0	0	0	0
N.2.13	New Mexico*	1	1	0	3	3	0.0	0.0	0	0	0	0
N.9.13	at San José State*	1	1	1	0	1	1.0	0.0	0	0	0	0
N.16.13	at Hawai'i*	1	1	4	1	5	0.0	0.0	0	0	0	0
N.23.13	Boise State*	1	1	2	2	4	0.0	0.0	0	0	0	0
N.30.13	at UNLV*	1	1	1	1	2	0.0	0.0	0	0	0	0
D.21.13	vs. Buffalo&	1	1	2	2	4	1.5	0.0	0	0	0	1
A.30.14	Northern Arizona	1	1	2	0	2	0.0	0.0	0	0	0	0
S.6.14	at 21/23 No. Carolina	1	1	0	2	2	0.0	0.0	0	0	0	0
S.20.14	at Oregon State	1	1	3	3	6	1.5	1.0	0	0	1	0
S.27.14	UNLV	1	1	4	0	4	1.0	1.0	0	0	0	0
0.3.14	at Fresno State*	1	1	3	0	3	0.0	0.0	0	1	0	0
0.10.14	at New Mexico*	1	1	1	1	2	0.0	0.0	0	0	0	0
0.18.14	Hawai'i*	1	1	2	0	2	0.0	0.0	0	0	0	0

N.1.14 at Nevada*	1	1	2	0	2	0.0	0.0	0	0	0	0
N.8.14 Idaho	1	1	4	2	<b>6</b>	<b>2.0</b>	<b>1.0</b>	0	0	0	0

**Bold** indicates season high. \* - Mountain West game. ` - 2011 L+R Carrier New Orleans Bowl (Mercedes-Benz Superdome; New Orleans, La.). ^ - 2012 San Diego County Credit Union Poinsettia Bowl (Qualcomm Stadium; San Diego, Calif.). & - 2013 Famous Idaho Potato Bowl (Bronco Stadium; Boise, Idaho).

## #48 JOSH GAVERT

### Linebacker • Senior • 6-2 • 215 • Lakewood, Calif. • Mayfair HS

- **At San Diego State:** A fifth-year player in the program, who has played in all 48 games over the past three-plus seasons, including starts in 16 contests ... The 48 straight games played is the longest streak on the team ... Is listed as the starter at left outside linebacker heading into the Boise State game ... A smart player with good instincts ... Has led SDSU in tackles in seven games over his career.
- **2014 (Senior):** Missed most of fall camp, but still came back to play in the opener ... Has played in all nine games with starts in the last six, making 60 tackles (32 solo) with 3.5 TFL, a sack, an interception, a fumble recovery, a pass breakup and two quarterback hurries ... The 60 tackles lead the team, despite starting just six times this year ... Also leads the team in rushing tackles (46) ... **vs. Northern Arizona (Aug. 30)** ... Played in the opener in a reserve role, making three solo tackles ... It was his 40th consecutive game played, the longest streak on the team ... **at No. 21/23 North Carolina (Sept. 6)** ... Came off the bench again at No. 21/23 North Carolina and had four tackles (two solo) and a PBU ... **at Oregon State (Sept. 20)** ... Had a good game at Oregon State, recording eight tackles (three solo) and chipping in with 0.5 TFL ... The eight stops were the third most in the game ... **vs. UNLV (Sept. 27)** ... Made his first start of the year for an injured Derek Largent and had a game-high 11 tackles (eight solo) ... The 11 stops tied a career high ... **at Fresno State (Oct. 3)** ... Started for the second straight game at Fresno State, where he had seven tackles (five solo) and a tackle for loss ... The seven stops ranked second on the team and fourth in the game ... **at New Mexico (Oct. 10)** ... Started again at New Mexico, where he had a team-high 11 tackles (three solo), 0.5 tackles for loss and his first interception of the season ... It was the second time of the season he led the team in tackles and the sixth time of his career ... The 11 stops also tied a career high ... **vs. Hawai'i (Oct. 18)** ... Made five tackles (three solo) in his fourth straight start and 46th straight game against Hawai'i ... **at Nevada (Nov. 1)** ... Came up with two stops (one solo) and 0.5 tackles for loss at Nevada in a fifth straight start ... **vs. Idaho (Nov. 8)** ... Had another solid outing vs. Idaho with nine tackles (four solo), a sack, a tackle for loss and a fumble recovery ... The nine tackles tied Na'im McGee for first on the team ... The fumble recovery was his first of the year and third of his career, while the sack was the first of the season and eighth of his career.
- **2013 (Junior):** Had 68 tackles in 13 games with nine starts ... Also had 6.0 tackles for loss, 3.0 sacks, three pass breakups, an interception, a forced fumble and a fumble recovery for 42 yards ... Was third on the team in tackles for loss (6.0) and fourth in overall tackles (68) ... Was one of three Aztecs (Cody Galea and Eric Pinkins) with at least one forced fumble and one fumble recovery ... Set career highs in tackles (68), TFL (6.0), sacks (3.0) and PBUs (2) ... Had one assisted tackle as a reserve in the opener vs. Eastern Illinois ... Recorded two assisted stops at No. 3/2 Ohio State in a reserve role ... Had a solid game off the bench against Oregon State, registering a tackle, forced fumble and a tackle for a 12-yard loss ... Had a huge game at New Mexico State in a reserve role, making seven tackles (tied for the team lead), a career-high 1.5 tackles for a loss and a sack ... Made his second career start vs. Nevada, logging nine tackles (seven solo), a TFL and a 42-yard fumble return ... Started again at Air Force and had his first double-digit tackle game with 10 stops ... Made five tackles in another start vs. No. 15/18 Fresno State to go along with a sack, a TFL and a PBU ... Had a good all-around game in another start vs. New Mexico, recording five tackles, 0.5 tackles for loss and a PBU ... Came up with four assisted tackles in a start at San José State ... Had a career-high 11 tackles (eight solo) and his first interception of the season (and second of his career) at Hawai'i ... Had one tackle in a start vs. Boise State ... Had a good game in the regular season finale at UNLV, making five tackles (four solos) and a 6-yard sack (and TFL) ... Tied a team high with seven tackles and a pass breakup vs. Buffalo in the Famous Idaho Potato Bowl.
- **2012 (Sophomore):** Played in all 13 games with his first career start ... Had 24 tackles, including 4.0 TFL, two sacks, a forced fumble, fumble recovery and interception ... One of only two players on the team to record a forced fumble, fumble recovery and interception in 2012 (Derek Largent) ... Had two stops off the bench in the season opener at Washington ... Had four tackles against Army and his first career interception ... Recorded a tackle for loss against North Dakota ... Saw action vs. San José State, but did not record a stat ... Earned his first

career start at Fresno State and had a career-high seven tackles, including 0.5 TFL ... Made two tackles and recovered his first career fumble off the bench vs. Hawai'i ... Gavert recovered the ball at the Warrior 39-yard line and the Aztecs went on to convert a field goal ... Recorded three solo stops vs. Colorado State ... Did not record a stat at Nevada ... Played vs. UNLV without making a stat ... Logged time at Boise State without recording a stat ... Made two stops vs. Air Force, while adding a sack and the first forced fumble of his career ... The forced fumble came in Falcons territory and was converted into an SDSU touchdown ... Had two tackles and 0.5 TFL at Wyoming ... Recorded his second sack of the season, which resulted in a 12-yard loss and took Brigham Young out of field goal range on a fourth-quarter drive in the Poinsettia Bowl.

- **2011 (Freshman):** Was a reserve in all 13 games ... Contributed eight tackles with two of those being sacks ... Played in his first game of his career in the opener against Cal Poly ... Also saw time at Army ... Made his first career stop vs. Washington State ... Played at Michigan, but did not record a stat ... Made a career-best two tackles in back-to-back Mountain West games against TCU and at Air Force ... Logged snaps in each of the next four contests vs. Wyoming, New Mexico, at Colorado State and against Boise State ... Had his first career sack and tackle for loss at UNLV ... Followed that up with a 10-yard sack vs. Fresno State ... Assisted on a tackle in the bowl game in New Orleans.
- **2010 (Redshirt):** Utilized his redshirt campaign.
- **High School:** Four-year varsity letterman and three-year starter at Mayfair High School ... As a senior, totaled 138 tackles (13.8 tackles per game, 85 solo, 53 assists) to lead the Suburban League ... Had a school-record 25 tackles in a single contest ... First-team all-conference his final year ... During his junior campaign, totaled 58 tackles and 2.5 sacks ... A three-star prospect by Rivals.com ... Also competed in the 100 and 200 meters for the track team ... Was a scholar-athlete at Mayfair.
- **Personal:** Born Aug. 22, 1992, in Fountain Valley, Calif. ... Son of Pepe and Carlene Gavert ... Cousin, Ronald Kennedy Jr., plays cornerback at Arizona State ... Picked SDSU over the likes of Colorado, Arizona State and Idaho State ... Graduated in May with a degree in criminal justice and is now working on a master's degree.

### Gavert's Career Statistics

Season	GP	GS	UA	A	TT	TFL	Sk	Int.	PBU	FF	FR
2011	13	0	5	3	8	2.0	2.0	0	0	0	0
2012	13	1	18	6	24	4.0	2.0	1	0	1	1
2013	13	9	34	34	68	6.0	3.0	1	3	1	1
2014	9	6	32	28	60	3.5	1.0	1	1	0	1
<b>Career</b>	<b>48</b>	<b>16</b>	<b>89</b>	<b>71</b>	<b>160</b>	<b>15.5</b>	<b>8.0</b>	<b>3</b>	<b>4</b>	<b>2</b>	<b>3</b>

**Career Highs:** Tackles: 11 at New Mexico (10/10/14), vs. UNLV (9/27/14), at Hawai'i (11/16/13); Tackles For Loss: 1.5 at New Mexico State (9/28/13); Sacks: 1.0, 7 times; Interceptions: 1 at New Mexico (10/10/14), at Hawai'i (11/16/13), vs. Army (9/8/12); Passes Broken Up: 1 vs. Buffalo (12/21/13), vs. New Mexico (11/2/13), vs. Fresno State (10/26/13); Forced Fumbles: 1 vs. Oregon State (9/21/13), vs. Air Force (11/10/12); Fumble Recoveries: 1 vs. Idaho (11/8/14), vs. Nevada (10/4/13), vs. Hawai'i (10/6/12).

**2014 Highs:** Tackles: 11 at New Mexico (10/10/14), vs. UNLV (9/27/14); Tackles For Loss: 1.0 vs. Idaho (11/8/14), at Fresno State (10/3/14); Sacks: 1.0 vs. Idaho (11/8/14); Interceptions: 1 at New Mexico (10/10/14); Passes Broken Up: 1 at North Carolina (9/6/14); Fumble Recoveries: 1 vs. Idaho (11/8/14).

### Gavert's Career Game-by-Game

Date	Opponent	GP	GS	UA	A	TT	TFL	Sk	Int.	PBU	FF	FR
S.3.11	Cal Poly	1	0	0	0	0	0.0	0.0	0	0	0	0
S.10.11	at Army	1	0	0	0	0	0.0	0.0	0	0	0	0
S.17.11	Washington State	1	0	1	0	1	0.0	0.0	0	0	0	0
S.24.11	at 22/21 Michigan	1	0	0	0	0	0.0	0.0	0	0	0	0
0.8.11	TCU*	1	0	1	1	2	0.0	0.0	0	0	0	0
0.13.11	at Air Force*	1	0	1	1	2	0.0	0.0	0	0	0	0
0.29.11	Wyoming*	1	0	0	0	0	0.0	0.0	0	0	0	0
N.5.11	New Mexico*	1	0	0	0	0	0.0	0.0	0	0	0	0
N.12.11	at Colorado State*	1	0	0	0	0	0.0	0.0	0	0	0	0
N.19.11	10/11 Boise State*	1	0	0	0	0	0.0	0.0	0	0	0	0
N.26.11	at UNLV*	1	0	1	0	1	<b>1.0</b>	<b>1.0</b>	0	0	0	0
D.3.11	Fresno State*	1	0	1	0	1	<b>1.0</b>	<b>1.0</b>	0	0	0	0
D.17.11	vs. La.-Lafayette`	1	0	0	1	1	0.0	0.0	0	0	0	0
S.1.12	at Washington	1	0	1	1	2	0.0	0.0	0	0	0	0
S.8.12	Army	1	0	3	1	4	0.0	0.0	1	0	0	0

S.15.12	North Dakota	1	0	1	0	1	<b>1.0</b>	0.0	0	0	0	0
S.22.12	San José State	1	0	0	0	0	0.0	0.0	0	0	0	0
S.29.12	at Fresno State*	1	1	<b>6</b>	<b>1</b>	<b>7</b>	0.5	0.0	0	0	0	0
O.6.12	Hawai'i*	1	0	1	1	2	0.0	0.0	0	0	0	1
O.13.12	Colorado State*	1	0	3	0	3	0.0	0.0	0	0	0	0
O.20.12	at Nevada*	1	0	0	0	0	0.0	0.0	0	0	0	0
O.27.12	UNLV*	1	0	0	0	0	0.0	0.0	0	0	0	0
N.3.12	at 19/14 Boise State*	1	0	0	0	0	0.0	0.0	0	0	0	0
N.10.12	Air Force*	1	0	1	1	2	<b>1.0</b>	<b>1.0</b>	0	0	<b>1</b>	0
N.24.12	at Wyoming*	1	0	1	1	2	0.5	0.0	0	0	0	0
D.20.12	vs. Brigham Young^	1	0	1	0	1	<b>1.0</b>	<b>1.0</b>	0	0	0	0
A.31.13	Eastern Illinois	1	0	0	1	1	0.0	0.0	0	0	0	0
S.7.13	at 3/2 Ohio State	1	0	0	2	2	0.0	0.0	0	0	0	0
S.21.13	Oregon State	1	0	1	0	1	0.0	0.0	0	0	<b>1</b>	0
S.28.13	at New Mexico State	1	0	2	5	7	<b>1.5</b>	<b>1.0</b>	0	0	0	0
O.4.13	Nevada*	1	1	7	2	9	1.0	0.0	0	0	0	1
O.10.13	at Air Force*	1	1	3	7	10	0.0	0.0	0	0	0	0
O.26.13	15/18 Fresno State*	1	1	2	3	5	1.0	<b>1.0</b>	0	<b>1</b>	0	0
N.2.13	New Mexico*	1	1	2	3	5	0.5	0.0	0	<b>1</b>	0	0
N.9.13	at San José State*	1	1	0	4	4	0.0	0.0	0	0	0	0
N.16.13	at Hawai'i*	1	1	<b>8</b>	<b>3</b>	<b>11</b>	0.0	0.0	<b>1</b>	0	0	0
N.23.13	Boise State*	1	1	1	0	1	0.0	0.0	0	0	0	0
N.30.13	at UNLV*	1	1	4	1	5	1.0	<b>1.0</b>	0	0	0	0
D.21.13	vs. Buffalo&	1	1	4	3	7	0.0	0.0	0	<b>1</b>	0	0
A.30.14	Northern Arizona	1	0	3	0	3	0.0	0.0	0	0	0	0
S.6.14	at 21/23 No. Carolina	1	0	2	2	4	0.0	0.0	0	<b>1</b>	0	0
S.20.14	at Oregon State	1	0	3	3	6	0.5	0.0	0	0	0	0
S.27.14	UNLV*	1	1	<b>8</b>	<b>3</b>	<b>11</b>	0.0	0.0	0	0	0	0
O.3.14	at Fresno State*	1	1	5	2	7	<b>1.0</b>	0.0	0	0	0	0
O.10.14	at New Mexico*	1	1	3	<b>8</b>	<b>11</b>	0.5	0.0	<b>1</b>	0	0	0
O.18.14	Hawai'i*	1	1	3	2	5	0.0	0.0	0	0	0	0
N.1.14	at Nevada*	1	1	1	1	2	0.5	0.0	0	0	0	0
N.8.14	Idaho	1	1	4	5	9	<b>1.0</b>	<b>1.0</b>	0	0	0	1

**Bold** indicates season high. \* - Mountain West game. & - 2013 Famous Idaho Potato Bowl (Bronco Stadium; Boise, Idaho). ^ - 2012 San Diego County Credit Union Poinsettia Bowl (Qualcomm Stadium; San Diego, Calif.). ' - 2011 L+R Carrier New Orleans Bowl.

## #46 DAKOTA GORDON

**Fullback • Junior • 5-10 • 235 • Clovis, Calif. • Fresno City College**

- **At San Diego State:** Hard-nosed, physical player who is not afraid of contact ... Walk-on, who joined SDSU in the spring 2014 after transferring from Fresno City College ... Is listed as the backup to senior Adam Roberts heading into Saturday's game at Boise State.
- **2014 (Sophomore):** Has played in all nine games on the season, starting seven times - the opener, all five Mountain West games and vs. Idaho ... Has 20 carries for 91 yards (4.6 avg.) and seven catches for 58 yards (8.3 avg.) ... None of his 20 carries have been for a loss ... **vs. Northern Arizona (Aug. 30)** ... Earned the start in the opener vs. Northern Arizona, where he had a 9-yard catch, his first at the Division I level ... **at No. 21/23 North Carolina (Sept. 6)** ... Came off the bench at No. 21/23 North Carolina, where he had a career-high three catches for a career-high 42 yards ... Included in the 42 yards was a career-long 24-yard grab ... The three catches tied for the second most on the team, while the 42 yards tied for third ... **at Oregon State (Sept. 20)** ... Came off the bench again at Oregon State, where he had two catches for minus (-1) yard and attempted his first career rush, a 4-yarder ... **vs. UNLV (Sept. 27)** ... Made his second career start vs. UNLV, carrying four times for 19 yards (4.8 avg.), including an 11-yard run ... **at Fresno State (Oct. 3)** ... Had another good game in another start at Fresno State, rushing for a career-high 42 yards on a career-best six attempts (7.0 avg.) ... **at New Mexico (Oct. 10)** ... Had his third straight start at New Mexico, carrying four times for five yards ... **vs. Hawai'i (Oct. 18)** ... Carried three times for 20 yards (6.7 avg.) and added a 8-yard catch in his fourth consecutive start vs. Hawai'i ... **at Nevada (Nov. 1)** ... Earned the start once again at Nevada, where he had one rush for no yards ... **vs. Idaho (Nov. 8)** ... Made another start vs. Idaho and had a 1-yard rush.
- **2012-13 (At Fresno City College):** Played two years at Fresno City College, helping the Rams win the 2013 North Valley regular season title and a share of the 2012 title ... Earned all-conference honors as a running back/fullback in 2013, rushing for 243 yards and three

touchdowns on 37 carries (6.6 avg.) ... Also added 13 receptions for 153 yards and two scores ... Carried seven times for 35 yards (5.0 avg.) in 2012 and had three catches for 36 yards.

- **High School:** Played his prep ball at Clovis High School, earning all-Valley League DI honors as a senior ... Also was the team MVP ... Over his two years, rushed for 604 yards and six touchdowns on 104 carries (5.8 avg.) to go along with a 24-yard reception ... Also wrestled and was on the track & field team ... Finished second at the 2012 CIF State Championships as a 197-pounder ... Also was an all-league, all-valley, all-masters and all-state pick as a wrestler ... A scholar-athlete.
- **Personal:** Born April 12, 1994, in Clovis, Calif. ... Son of Kelvin and Gina Olivas ... Majoring in economics.

## Gordon's Career Statistics

Season	GP	Rushing					Receiving					
		GS	Att.	Yds.	TD	Lg. 100+	No.	Yds.	Avg.	TD	Lg.	
2014	9	7	20	91	0	21	0	7	58	8.3	0	24
<b>Career</b>	<b>9</b>	<b>7</b>	<b>20</b>	<b>91</b>	<b>0</b>	<b>21</b>	<b>0</b>	<b>7</b>	<b>58</b>	<b>8.3</b>	<b>0</b>	<b>24</b>

**Career/2014 Highs:** **Carries:** 6 at Fresno State (10/3/14); **Rushing Yards:** 42 at Fresno State (10/3/14); **Long Rush:** 21 at Fresno State (10/3/14); **Receptions:** 3 at North Carolina (9/6/14); **Receiving Yards:** 42 at North Carolina (9/6/14); **Long Reception:** 24 at North Carolina (9/6/14).

## Gordon's Career Game-by-Game

Date	Opponent	GP	GS	Rushing			Receiving			
				Att.	Yds.	Avg.	TD	No.	Yds.	TD
A.30.14	Northern Arizona	1	1	0	0	0.0	0	1	9	0
S.6.14	at 21/23 No. Carolina	1	0	0	0	0.0	0	<b>3</b>	<b>42</b>	0
S.20.14	at Oregon State	1	0	1	4	4.0	0	2	-1	0
S.27.14	UNLV*	1	1	4	19	4.8	0	0	0	0
O.3.14	at Fresno State*	1	1	<b>6</b>	<b>42</b>	<b>7.0</b>	0	0	0	0
O.10.14	at New Mexico*	1	1	4	5	1.3	0	0	0	0
O.18.14	Hawai'i*	1	1	3	20	6.7	0	1	8	0
N.1.14	at Nevada*	1	1	1	0	0.0	0	0	0	0
N.8.14	Idaho	1	1	1	1	1.0	0	0	0	0

**Bold** indicates season high. \* - Mountain West game.

## #72 DARRELL GREENE

(duh-RELL)

**Offensive Line • Junior • 6-4 • 315 • Oakley, Calif. • Freedom HS**

- **At San Diego State:** A big body who worked from a backup at right guard after the 2013 spring drills to a starter entering the Ohio State game in the second contest of the 2013 season, where he has remained since ... Is listed once again as the starter at right guard heading into the Boise State contest ... Has started each of the past 21 games.
- **2014 (Junior):** Was named to the Mountain West preseason fourth team by Phil Steele ... Has started all eight games for the Aztecs at right guard ... Made this 13th consecutive start at right guard in the opener vs. Northern Arizona ... Started again at No. 21/23 North Carolina, at Oregon State, against UNLV, at Fresno State, at New Mexico, against Hawai'i, Nevada and vs. Idaho.
- **2013 (Sophomore):** Played in all 13 games with 12 consecutive starts to end the season ... Came off the bench to play at right guard in the second half in the opener vs. Eastern Illinois ... Earned his first career start the following week at Ohio State ... Also added tackle on an Aztec turnover ... Started again at right guard vs. Oregon State, at New Mexico State, vs. Nevada, at Air Force, vs. Fresno State, against New Mexico, at San José State, at Hawai'i, vs. Boise State, at UNLV and vs. Buffalo ... Also had one tackle on an Aztec turnover.
- **2012 (Freshman):** Played in two games in his first non-redshirt season ... Playing time came against Army and Hawai'i.
- **2011 (Redshirt):** Redshirted his first season with the Aztecs.
- **High School:** A two-star recruit by *Rivals.com* ... Received Bay Valley Athletic League first-team honors his senior season ... Recognized by the BVAL as the league's top lineman in 2010 ... Also played basketball for the Falcons, leading the team in rebounds his senior season on his way to all-league honors ... Bay Area "Cream of the Crop" team selection
- **Personal:** Born Oct. 29, 1992, in Decatur, Ga. ... Son of Jacqueline and Johnnie Greene ... Father, Johnnie, played college football ... Picked the Aztecs over Fresno State, Nevada, Utah, Washington State, San José State and Sacramento State ... Majoring in social science.



**Greene's Career Statistics**

Season	GP	GS
2012	2	0
2013	13	12
2014	9	9
<b>Career</b>	<b>24</b>	<b>21</b>

**Greene's Career Game-by-Game**

Date	Opponent	GP	GS/POS
S.8.12	Army	1	
O.6.12	Hawai'i*	1	
A.31.13	Eastern Illinois	1	
S.7.13	at No. 3/2 Ohio State	1	RG
S.21.13	Oregon State	1	RG
S.28.13	at New Mexico State	1	RG
O.4.13	Nevada	1	RG
O.10.13	at Air Force*	1	RG
O.26.13	15/18 Fresno State*	1	RG
N.2.13	New Mexico*	1	RG
N.9.13	at San José State*	1	RG
N.16.13	at Hawai'i*	1	RG
N.23.13	Boise State*	1	RG
N.30.13	at UNLV*	1	RG
D.21.13	vs. Buffalo&	1	RG
A.30.14	Northern Arizona	1	RG
S.6.14	at 21/23 No. Carolina	1	RG
S.20.14	at Oregon State	1	RG
S.27.14	UNLV*	1	RG
O.3.14	at Fresno State*	1	RG
O.10.14	at New Mexico*	1	RG
O.18.14	Hawai'i*	1	RG
N.1.14	at Nevada*	1	RG
N.8.14	Idaho	1	RG

\* - Mountain West game. & - 2013 Famous Idaho Potato Bowl (Bronco Stadium; Boise, Idaho).

**#59 DONNY HAGEMAN**

**Kicker • Junior • 6-1 • 170 • Covina, Calif. • Mt. San Antonio College**

- **At San Diego State:** Joined the Aztecs in the fall and ended up winning the kicking (field goals/PATs) job ... Is expected to be the team's placekicker for the 10th straight game at Idaho this Saturday ... Has a powerful, accurate leg.
- **2014 (Junior):** Played in all nine games, starting as the placekicker ... Is 10-for-13 on field goal attempts and 26-for-26 on PATs ... Made eight straight field goal tries from Sept. 6-Oct. 18 ... Ranks second on the team with 56 points ... His 6.22 points per game are eighth in the league among kickers ... Ranks sixth in the league in field goal percentage (76.9) and tied for 50th in the nation ... Also has 1.11 field goals per game, which ranks sixth in the MW ... Has a 49-yarder and a 48-yarder, SDSU's longest field goal makes since 2010 ... **vs. Northern Arizona (Aug. 30)** ... Made his SDSU debut in the opener vs. Northern Arizona ... Hit a 48-yard field goal in second quarter, which was the team's first field goal make since Sept. 28, 2013 ... Every other team in the country had made one over that span except for the Aztecs ... The 48-yard field goal was SDSU's longest since Abel Perez hit a 53-yarder vs. UNLV on Nov. 27, 2010 ... Later missed a 46-yarder, but was perfect (5-for-5) on PAT tries ... **at No. 21/23 North Carolina (Sept. 6)** ... Was a perfect 2-for-2 on field goal tries and made all three of his PATs ... Connected on a 49-yarder and a 40-yarder in the fourth quarter ... The first put SDSU up, 24-14, and the second gave the Aztecs a 27-21 lead ... The 49-yard field goal make was a career long and the program's longest since Abel Perez hit a 53-yarder vs. UNLV on Nov. 27, 2010 ... It's also tied for the 22nd longest in the country this season ... Was named a CFPA Honorable Mention Specialist of the Week for his play in the UNC game ... **at Oregon State (Sept. 20)** ... Was the team's placekicker once again at Oregon State, where he made the only extra-point try of the day for SDSU ... **vs. UNLV (Sept. 27)** ... Was 2-for-2 on field goal attempts (24 yards and 31 yards) and 4-for-4 in PAT's ... **at Fresno State (Oct. 3)** ... Accounted for seven of SDSU's 13 points at Fresno State, going 2-for-2 on field goal attempts and 1-for-1 in PAT's ... The made field goals were from 24 and 36 yards ... **at New Mexico (Oct. 10)** ... Made his seventh straight field goal, a 25-yarder, at New Mexico ... Also was 3-

for-3 on PAT's ... **vs. Hawai'i (Oct. 18)** ... Was 2-for-3 in field goal attempts against Hawai'i and made both of his PAT tries ... Made a 36-yarder in the first quarter to put SDSU up, 10-0 ... Had his streak of consecutive field goal makes snapped at eight with a miss in the fourth quarter from 31 yards ... Started a new streak with a 23-yarder later in the fourth ... **at Nevada (Nov. 1)** ... Was 2-for-2 in PAT's without attempting a field goal at Nevada ... **vs. Idaho (Nov. 8)** ... Made all five PAT's against Idaho, but missed a 36-yard field goal in the fourth quarter.

- **2012-13 (At Mt. SAC):** Played two years at Mt. San Antonio College, where he was a first-team all-Central Conference kicker and punter ... Was the recipient of the Outstanding Specialist Award as a sophomore ... Made 19-of-20 field goal attempts and 54-of-56 PAT's for 111 points ... Had a long field goal of 43 yards ... Also served as punter for the Mounties, recording 35 punts for an average of 42.4 yards ... Had a long punt of 66 yards and landed 12 inside the opponents 20-yard-line ... Also competed in track & field at Mt. SAC.
- **High School:** Was an all-Sierra League and all-area punter at Damien High in La Verne, Calif. ... Also played soccer in high school, and was the Sierra League Champion and CIF qualifier in 110 and 300 hurdles ... A scholar-athlete ... Received two stars from *Rivals.com*.
- **Personal:** Born Feb. 17, 1993, in Covina, Calif. ... Son of Don and Lisa Hageman ... Also had an offer from Indiana State, and received interest from New Mexico, Temple, Washington and Washington State ... Undecided in a major.

**Hageman's Career Statistics****Kicking**

Season	GP	GS	FGM	FGA	Pct.	01-19	20-29	30-39	40-49	50+	Lg.	Blk.
2014	9	9	10	13	76.9	0-0	4-4	3-5	3-4	0	49	0
<b>Career</b>	<b>9</b>	<b>9</b>	<b>10</b>	<b>13</b>	<b>76.9</b>	<b>0-0</b>	<b>4-4</b>	<b>3-5</b>	<b>3-4</b>	<b>0</b>	<b>49</b>	<b>0</b>

**Career/2014 Highs:** Points: 10 vs. UNLV (9/27/14); Field Goals: 2, 4 times; Long Field Goal: 49 at North Carolina (9/6/14).

**Hageman's Career Game-by-Game****Kicking**

Date	Opponent	GP	GS	PATs		FGs			
				Md.	Att.	Md.	Att.	Long	Blkd.
A.30.14	Northern Arizona	1	*	5	5	1	2	48	0
S.6.14	at 21/23 No. Carolina	1	*	3	3	2	2	49	0
S.20.14	at Oregon State	1	*	1	1	0	0	0	0
S.27.14	UNLV*	1	*	4	4	2	2	31	0
O.3.14	at Fresno State*	1	*	1	1	2	2	36	0
O.10.14	at New Mexico*	1	*	3	3	1	1	25	0
O.18.14	Hawai'i*	1	*	2	2	2	3	36	0
N.1.14	at Nevada*	1	*	2	2	0	0	0	0
N.8.14	Idaho	1	*	5	5	0	1	0	0

**Bold** indicates season high. \* - Mountain West game. GS - in this category indicates the player was on the field the first time San Diego State was in the field goal formation.

**#86 JEMOND HAZELY**

**Wide Receiver • Junior • 6-1 • 190 • Corona, Calif. • Santiago HS**

- **At San Diego State:** Inside slot receiver, who adds depth to the wide receiver corps ... Has played in 19 games over his career with three starts ... Is listed as the No. 3 at the 'X' receiver spot heading into this weekend's game.
- **2014 (Junior):** Has played in all nine games this season with three starts ... Has 11 catches for 124 yards (11.3 avg.), including a 12-yard touchdown ... Is one of six players with at least one receiving touchdown ... Also has a 5-yard rush ... **vs. Northern Arizona (Aug. 30)** ... Played in the opener off the bench vs. Northern Arizona, where he had one catch for seven yards ... **at No. 21/23 North Carolina (Sept. 6)** ... Logged time at No. 21/23 North Carolina, but did not find the stat sheet ... **at Oregon State (Sept. 20)** ... Saw more playing time at Oregon State with Ezell Ruffin out with an injury ... Had a career-long 28-yard catch ... **vs. UNLV (Sept. 27)** ... Made his first career start vs. UNLV, setting a career high with three receptions and 27 yards (9.0 avg.) ... Also added a 5-yard rushing attempt ... **at Fresno State (Oct. 3)** ... Started again at Fresno State, where he had a 15-yard grab ... **at New Mexico (Oct. 10)** ... Started for a third straight game at New Mexico, but did not find the stat sheet ... **vs. Hawai'i (Oct. 18)** ... Had a 10-yard reception in a reserve role vs. Hawai'i ... **at Nevada (Nov. 1)** ... Had a big game off the bench at Nevada, making three catches for 31 yards (10.3 avg.), including a 21-yard acrobatic, juggling catch ... It was the first touchdown

of his career ... The 31 receiving yards were also a career high, while the three receptions tied a career best ... **vs. Idaho (Nov. 8)** ... Made a 6-yard reception in a reserve role vs. Idaho.

- **2013 (Sophomore):** Logged four appearances on the season, including the first three games vs. Eastern Illinois, No. 3/2 Ohio State and Oregon State ... Also played in the finale vs. Buffalo in the Famous Idaho Potato Bowl.
- **2012 (Freshman):** Played in six games, mainly on special teams ... Also added a 5-yard run vs. Hawaii ... Other appearances came vs. Army, at Fresno State, vs. Colorado State, at Nevada and vs. UNLV.
- **2011 (Redshirt):** Redshirted his first season with the Aztecs.
- **High School:** Was rated as an all-region prospect by *prepstar.com*, their third-highest possible rating ... A first-team all-league selection each of his final two seasons, converting to wide receiver from quarterback ... Had 59 receptions for 686 yards and one touchdown in 2010 ... Had a 12-yard punt return average and a 22-yard kick return average ... As a junior, had 44 receptions for 695 yards and six touchdowns ... Had seven receptions three times that year, eclipsing the 100-yard plateau twice ... Also played basketball and ran track at Santiago.
- **Personal:** Born July 25, 1993, in Corona, Calif. ... Son of Derrick and Sherrie Hazely ... Also was recruited by New Mexico State, San José State and Washington State ... Is majoring in social science.

**Hazely's Career Statistics**

Season	Rushing							Receiving					
	GP	GS	Att.	Yds.	Avg.	TD	Lg.	100+	No.	Yds.	Avg.	TD	Lg.
2012	6	0	1	5	5.0	0	5	0	0	0	0.0	0	0
2013	4	0	0	0	0.0	0	0	0	0	0	0.0	0	0
2014	9	3	1	5	5.0	0	5	0	11	124	11.3	1	28
<b>Career</b>	<b>19</b>	<b>3</b>	<b>2</b>	<b>10</b>	<b>5.0</b>	<b>0</b>	<b>5</b>	<b>0</b>	<b>11</b>	<b>124</b>	<b>11.3</b>	<b>1</b>	<b>28</b>

**Career Highs:** Receptions: 3 at Nevada (11/1/14), vs. UNLV (9/27/14); Receiving Yards: 31 at Nevada (11/1/14); Receiving Touchdowns: 1 at Nevada (11/1/14); Long Reception: 28 at Oregon State (9/20/14); Carries: 1 vs. UNLV (9/27/14), vs. Hawai'i (10/6/12); Rushing Yards: 5 vs. UNLV (9/27/14), vs. Hawai'i (10/6/12); Long Rush: 5 vs. UNLV (9/27/14), vs. Hawai'i (10/6/12).

**2014 Highs:** Receptions: 3 at Nevada (11/1/14), vs. UNLV (9/27/14); Receiving Yards: 31 at Nevada (11/1/14); Receiving Touchdowns: 1 at Nevada (11/1/14); Long Reception: 28 at Oregon State (9/20/14); Carries: 1 vs. UNLV (9/27/14); Rushing Yards: 5 vs. UNLV (9/27/14); Long Rush: 5 vs. UNLV (9/27/14).

**Hazely's Career Game-by-Game**

Receiving													
Date	Opponent	GP	GS	No.	Yds.	Avg.	Lg.	TD	TD	Lengths			
S.1.12	at Washington	--- Did Not Play ---											
S.8.12	Army	1	0	0	0	0.0	0	0					
S.15.12	North Dakota	--- Did Not Play ---											
S.22.12	San José State	--- Did Not Play ---											
S.29.12	at Fresno State*	1	0	0	0	0.0	0	0					
O.6.12	Hawai'i*	1	0	0	0	0.0	0	0					
O.13.12	Colorado State*	1	0	0	0	0.0	0	0					
O.20.12	at Nevada*	1	0	0	0	0.0	0	0					
O.27.12	UNLV*	1	0	0	0	0.0	0	0					
N.3.12	at 19/14 Boise State*	--- Did Not Play ---											
N.10.12	Air Force*	--- Did Not Play ---											
N.24.12	at Wyoming*	--- Did Not Play ---											
D.20.12	vs. Brigham Young^	--- Did Not Play ---											
A.31.13	Eastern Illinois	1	0	0	0	0.0	0	0					
S.7.13	at 3/2 Ohio State	1	0	0	0	0.0	0	0					
S.21.13	Oregon State	1	0	0	0	0.0	0	0					
S.28.13	at New Mexico State	--- Did Not Play ---											
O.4.13	Nevada*	--- Did Not Play ---											
O.10.13	at Air Force*	--- Did Not Play ---											
O.26.13	15/18 Fresno State*	--- Did Not Play ---											
N.2.13	New Mexico*	--- Did Not Play ---											
N.9.13	at San José State*	--- Did Not Play ---											
N.16.13	at Hawai'i*	--- Did Not Play ---											
N.23.13	Boise State*	--- Did Not Play ---											
N.30.13	at UNLV*	--- Did Not Play ---											

D.21.13	vs. Buffalo*	1	0	0	0	0.0	0	0					
A.30.14	Northern Arizona	1	0	1	7	7.0	7	0					
S.6.14	at 21/23 No. Carolina	1	0	0	0	0.0	0	0					
S.20.14	at Oregon State	1	0	1	28	28.0	28	0					
S.27.14	UNLV*	1	1	3	27	9.0	13	0					
O.3.14	at Fresno State*	1	1	1	15	15.0	15	0					
O.10.14	at New Mexico*	1	1	0	0	0.0	0	0					
O.18.14	Hawai'i*	1	0	1	10	10.0	10	0					
N.1.14	at Nevada*	1	0	3	31	10.3	21	1					21
N.8.14	Idaho	1	0	1	6	6.0	6	0					

**Bold indicates season high.** \* - Mountain West game. ^ - 2012 San Diego County Credit Union Poinsettia Bowl (Qualcomm Stadium; San Diego, Calif.) & - 2013 Famous Idaho Potato Bowl (Bronco Stadium; Boise, Idaho).

**#92 CHRISTIAN HEYWARD**

**Defensive Line • Junior • 6-3 • 300 • Point Loma, Calif. • USC**

- **At San Diego State:** Big body, who signed with the Aztecs in February 2014 ... Missed most of fall camp with an injury sustained in the summer ... Is expected to backup left defensive end to Jon Sanchez for the Boise State contest.
- **2014 (Junior):** Played in last seven games after missing the first two with an injury ... Has 12 tackles (six solo) on the season, to go along with two sacks, three tackles for loss, a pass breakup and two quarterback hurries ... **vs. Northern Arizona (Aug. 30)** ... Did not play in the opener vs. Northern Arizona after suffering an injury in the summer ... **at No. 21/23 North Carolina (Sept. 6)** ... Did not travel for the game at No. 21/23 North Carolina ... **at Oregon State (Sept. 20)** ... Suited up for the first time as an Aztec at Oregon State ... Logged snaps off the bench, but did not record a stat ... **vs. UNLV (Sept. 27)** ... Made his first tackle as an Aztec against UNLV ... **at Fresno State (Oct. 3)** ... Made one tackle, a 1-yard sack (and TFL), at Fresno State and also had a PBU ... The sack, TFL & PBU were all the first of his career ... **at New Mexico (Oct. 10)** ... Came up with two tackles at New Mexico ... **vs. Hawai'i (Oct. 18)** ... Played off the pine vs. Hawai'i without recording a stat ... **at Nevada (Nov. 1)** ... Had arguably the best game of his collegiate career at Nevada, making a career-high five tackles (three solo), 2.0 tackles for loss and a sack ... The 2.0 TFL were also a career best ... **vs. Idaho (Nov. 8)** ... Made three stops off the bench vs. Idaho.
- **2011-12 (at USC):** Played in five games at USC ... Logged appearances in five games as a redshirt freshman in 2012, where he had three tackles and a fumble recovery ... Sat out the 2011 campaign as a redshirt with the Trojans before undergoing shoulder surgery.
- **High School:** Received all-CIF San Diego Section distinction and earned Western League Defensive Player of the Year honors as a senior at Point Loma High after logging 86 tackles, eight sacks and three fumble recoveries ... Landed on three prep All-America squads, including SuperPrep, PrepStar and Under Armour ... Was also named to numerous honors lists, including ESPNU 150, Rivals 100, SuperPrep all-Farwest, PrepStar all-West, Orange County Register Fab 15 second team, MaxPreps all-state second team, Cal-Hi Sports all-state medium schools first team and Tacoma News Tribune Western 100 ... Made 66 tackles and nine sacks as junior in 2009 to go with six deflections, three forced fumbles and two fumble recoveries ... Out of high school was a four-star recruit by Rivals.com, Scout.com, ESPN.com and 247sports.com ... Was rated as the sixth-best defensive tackle in the 2011 class by Rivals, eighth-best by 247sports, ninth best by ESPN and 20th best by Scout ... Overall was ranked 94th by Rivals, 102nd by 247sports and 11th by ESPN ... Received a grade of 95 by 247sports and 81 by ESPN.
- **Personal:** Originally picked USC out of high school over offers from Arizona, Arizona State, Arkansas, Boise State, California, Colorado State, Miami (Fla.), Nebraska, Oklahoma State, Oregon, Oregon State, SDSU, Stanford, UCLA, USC, Utah, Washington and Washington State ... Is majoring in public administration.

**Heyward's Career Statistics**

\*at USC

Season	GP	GS	UA	A	TT	TFL	Sk	Int.	PBU	FF	FR
2012*	5	0	1	2	3	0.0	0.0	0	0	0	1
2014	7	0	6	6	12	3.0	2.0	0	1	0	0
<b>Career</b>	<b>12</b>	<b>0</b>	<b>7</b>	<b>8</b>	<b>15</b>	<b>3.0</b>	<b>2.0</b>	<b>0</b>	<b>1</b>	<b>0</b>	<b>1</b>

**Career Highs:** Tackles: 5 at Nevada (11/1/14); Tackles For Loss: 2.0 at Nevada (11/1/14); Sacks: 1.0 at Nevada (11/1/14), at Fresno State (10/3/14); Passes Broken Up: 1 at Fresno State (10/3/14); Fumble Recoveries: 1 vs. Hawai'i (9/1/12).

**2014 Highs:** Tackles: 5 at Nevada (11/1/14); Tackles For Loss: 2.0 at Nevada (11/1/14); Sacks: 1.0 at Nevada (11/1/14), at Fresno State (10/3/14); Passes Broken Up: 1 at Fresno

State (10/3/14).

**Heyward's Career Game-by-Game**

Date	Opponent	GP	GS	UA	A	TT	TFL	Sk.	Int.	PBU	FF	FR
9.1.12	Hawai'i	1	0	0	0	0	0.0	0.0	0	0	0	1
9.8.12	at Syracuse	1	0	0	1	0	0.0	0.0	0	0	0	0
9.15.12	at Stanford#	1	0	0	0	0	0.0	0.0	0	0	0	0
9.22.12	California#	1	0	0	0	0	0.0	0.0	0	0	0	0
10.20.12	Colorado#	1	0	1	1	2	0.0	0.0	0	0	0	0
A.30.14	Northern Arizona	--- Did Not Play - Injured ---										
S.6.14	at 21/23 No. Carolina	--- Did Not Play - Injured ---										
S.20.14	at Oregon State	1	0	0	0	0	0.0	0.0	0	0	0	0
S.27.14	UNLV*	1	0	0	1	1	0.0	0.0	0	0	0	0
O.3.14	at Fresno State*	1	0	1	0	1	1.0	1.0	0	1	0	0
O.10.14	at New Mexico*	1	0	1	1	2	0.0	0.0	0	0	0	0
O.18.14	Hawai'i*	1	0	0	0	0	0.0	0.0	0	0	0	0
N.1.14	at Nevada*	1	0	3	2	5	2.0	1.0	0	0	0	0
N.8.14	Idaho	1	0	1	2	3	0.0	0.0	0	0	0	0

**Bold** indicates season high. # - Pac-12 game. \* - Mountain West game.

**#85 MIKAH HOLDER**

**Wide Receiver • TR-Freshman • 6-0 • 185 • Oceanside, Calif. • Oceanside HS**

- **At San Diego State:** An athletic, playmaking true freshman, who worked into the playing mix with injuries to starters Ezell Ruffin and Eric Judge ... Is listed third on the depth chart at the 'Z' wide receiver heading into the Boise State contest, but still could see action ... **Brother, King**, lettered at SDSU from 2011-13 at cornerback.
- **2014 (Freshman):** Has played in six games as a true freshman, making four catches for 45 yards (11.3 avg.) ... **vs. Northern Arizona (Aug. 30)** ... Was on the travel squad, but did not see action vs. Northern Arizona ... **at No. 21/23 North Carolina (Sept. 6)** ... Did not make the trip to No. 21/23 North Carolina ... **at Oregon State (Sept. 20)** ... Was on the travel squad to Oregon State, but did not appear in the game ... **vs. UNLV (Sept. 27)** ... Played in his first career collegiate game vs. UNLV, making three catches for 33 yards (11.0 avg.) ... The three grabs were tied for the second most on the team ... **at Fresno State (Oct. 3)** ... Played at Fresno State without recording a stat ... **at New Mexico (Oct. 10)** ... Played again at New Mexico, but did not find the stat sheet ... **vs. Hawai'i (Oct. 18)** ... Made a 12-yard grab off the bench against Hawai'i ... **at Nevada (Nov. 1)** ... Played again at Nevada but did not record a stat ... **vs. Idaho (Nov. 8)** ... Saw time against Idaho without making a stat.
- **High School:** Played at nearby Oceanside High School, which had five alumni on the 2013 Aztec squad ... Recorded team highs of 41 receptions for 1,229 yards and 11 touchdowns as a senior in 2013 ... Also recorded 29 total tackles and one passes defended on defense ... Had 42 catches for 825 yards and 11 touchdowns as a junior in 2012 ... Is a three-star recruit by *Rivals.com*, *Scout.com*, *ESPN.com* and *247sports.com* ... Received a grade of 87 by *247sports* and 75 by *ESPN* ... Finished as the 85th-best receiver in the 2014 class.
- **Personal:** Picked SDSU over offers from Arizona, Brigham Young, Idaho, Nevada, San José State, Utah and Yale ... Majoring in social science.

**Holder's Career Statistics**

Season	GP	GS	Rec.	Yds.	Avg.	Long	TD
2014	6	0	4	45	11.3	15	0
<b>Career</b>	<b>6</b>	<b>0</b>	<b>4</b>	<b>45</b>	<b>11.3</b>	<b>15</b>	<b>0</b>

**Career/2014 Highs:** Receptions: 3 vs. UNLV (9/27/14); Receiving Yards: 33 vs. UNLV (9/27/14); Long Reception: 15 vs. UNLV (9/27/14).

**Holder's Career Game-by-Game**

Date	Opponent	GP	GS	No.	Yds.	Avg.	Lg.	TD	TD Lengths	
A.30.14	Northern Arizona	--- Did Not Play ---								
S.6.14	at 21/23 No. Carolina	--- Did Not Play ---								
S.20.14	at Oregon State	--- Did Not Play ---								
S.27.14	UNLV*	1	0	3	33	11.0	15	0		
O.3.14	at Fresno State*	1	0	0	0	0.0	0	0		
O.10.14	at New Mexico*	1	0	0	0	0.0	0	0		

O.18.14	Hawai'i*	1	0	1	12	12.0	12	0
N.1.14	at Nevada*	1	0	0	0	0.0	0	0
N.8.14	Idaho	1	0	0	0	0.0	0	0

**Bold** indicates season high. \* - Mountain West game.

**#81 ERIC JUDGE**

**Wide Receiver • Sophomore • 6-1 • 190 • San Diego, Calif. • San Diego HS**

- **At San Diego State:** Good route-runner, who saw more playing time as the season wore on last year ... Has good hands ... Missed the UNLV contest with a hyperextended knee and played through the injury the following few games. Appears to be fully healed after the bye week ... Is listed as the backup 'X' wide receiver for the Boise State contest.
- **2014 (Sophomore):** Has played in eight games with four starts, missing the UNLV game with an injury ... Leads the Aztecs in catches (18), receiving yards (338) and catch average (18.8, min. 2 rec.), and is tied for first in touchdown catches (2) ... **vs. Northern Arizona (Aug. 30)** ... Came off the bench in the opener vs. Northern Arizona and made a team-high five catches for 51 yards (10.2 avg.) ... **at No. 21/23 North Carolina (Sept. 6)** ... Had three catches for 94 yards and a touchdown in his second career start at No. 21/23 North Carolina ... The 94 yards were the most on the team and the second most in the game ... The touchdown was a 56-yard catch from Quinn Kaehler in the second quarter which tied the game up at 7-7 ... **at Oregon State (Sept. 20)** ... Made two catches for 15 yards (7.5 avg.) in another start at Oregon State ... **vs. UNLV (Sept. 27)** ... Missed the UNLV game after a knee injury earlier in the week ... **at Fresno State (Oct. 3)** ... Came back to play at Fresno State off the bench, but did not make a catch ... Had a tackle on an Aztec turnover ... **at New Mexico (Oct. 10)** ... Had two catches for 50 yards in a reserve role at New Mexico, including a 43-yard grab ... **vs. Hawai'i (Oct. 18)** ... Started for the third time of the year against Hawai'i, making a 19-yard catch ... **at Nevada (Nov. 1)** ... Made a second straight start at Nevada and had a 2-yard grab ... **vs. Idaho (Nov. 8)** ... Had a huge game against Idaho, coming up with four catches for a career-high 107 yards and a touchdown ... Became the 81st player in school history to record a 100-yard receiving game (318th occasion overall) ... The touchdown, a career-long 58-yard grab, was his second of the season and fifth of his career.
- **2013 (Freshman):** Played in all 13 games with one start without recording a stat until the Nevada contest (game No. 5) ... Had 13 receptions for 218 yards (16.8 avg.) and three receiving touchdowns ... The 16.8 catch average led the team (min. 5 catches) ... Also had a 6-yard rush and returned five kickoffs for 113 yards (22.6 avg.) ... The 22.6 kick return average ranked second on the team ... His three receiving touchdowns were tied with Adam Roberts and Ezell Ruffin for second on the squad ... Came off the bench in the opener vs. Eastern Illinois, but did not record a stat ... Played again off the bench at No. 3/2 Ohio State without making a stat ... Came off the bench against Oregon State, but did not get on the stat sheet ... Played once again at New Mexico State without a stat ... Had a breakout game vs. Nevada, earning his first start with Colin Lockett going down with an injury ... Ended up with six receptions for 54 yards (9.0 avg.) and two touchdowns ... The final touchdown in overtime clinched the win for the Aztecs ... Caught one pass off the bench at Air Force, which ended up being a 44-yard touchdown ... The score put SDSU up, 6-0 (the Aztecs missed the PAT) and the 44-yard catch was the longest of his career ... Also returned a kickoff a career-long 35 yards ... Had two receptions off the bench for 51 yards (25.5 avg.), including a long of 30 yards, vs. No. 15/18 Fresno State ... Had a 3-yard catch and his first career rush, a 6-yarder, vs. New Mexico ... Logged playing time at San José State without making the stat sheet ... Saw time at Hawai'i, but did not record a stat ... Saw time again vs. Boise State without finding the stat sheet ... Had a 21-yard reception at UNLV, his first catch since the New Mexico game four contests before ... Posted two catches for 45 yards vs. Buffalo in the Famous Idaho Potato Bowl, including a 37-yard grab.
- **2012 (Redshirt):** Redshirted as a true freshman.
- **High School:** Played locally at San Diego High on both sides of the ball ... Had three games with 100 or more yards receiving as a senior, highlighted by 178 yards and three touchdowns against Clairemont High ... Also added 435 yards and two touchdowns on the ground last season ... On defense during his senior year, tallied 26 tackles along with two interceptions ... Ran the 100-meter with a time of 10.8 in 2010 ... Earned a *Scouts, Inc.* grade of 45 and was a three-star recruit by *Scout.com*.
- **Personal:** Born July 28, 1993, in San Diego, Calif. ... Son of Ravheedah Potter ... Also considered UCLA, Air Force and Fresno State ... Undecided on a major.

**Judge's Career Statistics**

Season	Rushing							Receiving					
	GP	GS	Att.	Yds.	Avg.	TD	Lg.	100+	No.	Yds.	Avg.	TD	Lg.
2013	13	1	1	6	6.0	0	0	0	13	218	16.8	3	44
2014	8	4	0	0	0.0	0	0	0	18	338	18.8	2	58
<b>Career</b>	<b>21</b>	<b>5</b>	<b>1</b>	<b>6</b>	<b>6.0</b>	<b>0</b>	<b>0</b>	<b>0</b>	<b>31</b>	<b>556</b>	<b>17.9</b>	<b>5</b>	<b>58</b>

**Career Highs:** Carries: 1 vs. New Mexico (11/2/13); Rushing Yards: 6 vs. New Mexico (11/2/13); Long Rush: 6 vs. New Mexico (11/2/13); Receptions: 6 vs. Nevada (10/4/13); Receiving Yards: 107 vs. Idaho (11/8/14); Receiving Touchdowns: 2 vs. Nevada (10/4/13); Long Reception: 58 vs. Idaho (11/8/14); Kick Returns: 4 vs. Nevada (10/4/13); Kick Return Yards: 78 vs. Nevada (10/4/13); Long Kick Return: 35 at Air Force (10/10/13).

**2014 Highs:** Receptions: 5 vs. Northern Arizona (8/30/14); Receiving Yards: 107 vs. Idaho (11/8/14); Receiving Touchdowns: 1 vs. Idaho (11/8/14), at North Carolina (9/6/14); Long Reception: 58 vs. Idaho (11/8/14)

**Judge's Career Game-by-Game**

Receiving												
Date	Opponent	GP	GS	No.	Yds.	Avg.	Lg.	TD	TD Lengths			
A.31.13	Eastern Illinois	1	0	0	0	0.0	0	0				
S.7.13	at 3/2 Ohio State	1	0	0	0	0.0	0	0				
S.21.13	Oregon State	1	0	0	0	0.0	0	0				
S.28.13	at New Mexico State	1	0	0	0	0.0	0	0				
O.4.13	Nevada*	1	1	6	54	9.0	18	2	5, 13			
O.10.13	at Air Force*	1	0	1	44	44.0	44	1	44			
O.26.13	15/18 Fresno State*	1	0	2	51	25.5	30	0				
N.2.13	New Mexico*	1	0	1	3	3.0	3	0				
N.9.13	at San José State*	1	0	0	0	0.0	0	0				
N.16.13	at Hawai'i*	1	0	0	0	0.0	0	0				
N.23.13	Boise State*	1	0	0	0	0.0	0	0				
N.30.13	at UNLV*	1	0	1	21	21.0	21	0				
D.21.13	vs. Buffalo&	1	0	2	45	22.5	37	0				
A.30.14	Northern Arizona	1	0	5	51	10.2	14	0				
S.6.14	at 21/23 No. Carolina	1	1	3	94	31.3	56	1	56			
S.20.14	at Oregon State	1	1	2	15	7.5	9	0				
S.27.14	UNLV*	--- Did Not Play - Injured ---										
O.3.14	at Fresno State*	1	0	0	0	0.0	0	0				
O.10.14	at New Mexico*	1	0	2	50	25.0	43	0				
O.18.14	Hawai'i*	1	1	1	19	19.0	19	0				
N.1.14	at Nevada*	1	1	1	2	2.0	2	0				
N.8.14	Idaho	1	0	4	107	26.8	58	1	58			

**Bold** indicates season high. \* - Mountain West game. & - 2013 Famous Idaho Potato Bowl (Bronco Stadium, Boise, Idaho).

**#18 QUINN KAEHLER (KAY-ler)**

**Quarterback • Senior • 6-4 • 215 • Pleasant Hill, Calif. • Diablo Valley College**

- **At San Diego State:** Joined the Aztecs for the 2013 spring drills as a walk-on ... Was named the starter for the Oregon State game at team's weekly press conference on Sept. 10, 2013 and started again the final 10 contests of the year, and the first four games this season and the last three ... Missed the Fresno State game and was expected to miss the New Mexico contest with a sprained shoulder, but came back to play in the second half and the following week vs. Hawai'i ... Is 12-6 as the starting quarterback over his career, passing for 20 touchdowns against four interceptions in the wins (SDSU is 1-3 over the past two years when he doesn't start) ... Has six career game-winning drives (an offensive scoring drive in the fourth quarter or overtime that put the winning team ahead for the last time), all last year, which is tied for the third most in the country among active FBS players ... An accurate passer who can throw on the run ... Had a streak of 14 straight games with at least 200 passing yards snapped at Oregon State on Sept. 20, which is the longest streak by an Aztec since at least 1996 (last 18 seasons) and was the third-longest active streak in the nation (FBS).
- **2014 (Senior):** Was named a player to watch by *Lindy's* ... Is 120-for-206 for 1,483 yards and seven touchdowns against eight interceptions on the season ... Has a 122.17 passing efficiency rating ... Has been battling an injury to his throwing shoulder for the past seven weeks (hurt it Sept. 27 vs. UNLV) that limits his practice reps ... Ranks eighth in the MW in passing yards per game (185.38), despite only playing the second half at New Mexico and attempting

just three passes ... **vs. Northern Arizona (Aug. 30)** ... Started for the 12th consecutive game in the opener vs. Northern Arizona, where he was 18-for-29 for 205 yards and a touchdown with one interception ... Completed a pass to 10 different receivers, including a 2-yard TD pass to Robert Craighead ... **at No. 21/23 North Carolina (Sept. 6)** ... Passed for a career-high 341 yards and a touchdown at No. 21/23 North Carolina, completing 23 of 39 attempts with three interceptions ... The touchdown was a 56-yard strike to Eric Judge ... Had five passes for at least 20 yards in all, including a long of 59 yards to Ezell Ruffin ... Threw a pass to nine different receivers ... **at Oregon State (Sept. 20)** ... Had his streak of 14 games with at least 200 yards passing snapped at Oregon State, where he was 14-for-26 for 106 yards, no touchdowns and two interceptions ... At the time, that was the third-longest active streak in the country ... **vs. UNLV (Sept. 27)** ... Was 16-for-27 for 209 yards against UNLV, breaking 200 yards for the 15th time in 16 games ... Did not throw for a touchdown or an interception ... **at Fresno State (Oct. 3)** ... Did not travel to Fresno State after spraining his throwing shoulder late in the previous game vs. UNLV ... **at New Mexico (Oct. 10)** ... Was expected to miss the New Mexico game with the same throwing shoulder injury, but made the travel squad late in the week ... Ended up playing the whole second half off the bench, going 1-for-3 for 10 yards and an interception ... **vs. Hawai'i (Oct. 18)** ... Started for the first time in three weeks (since Sept. 27) against Hawai'i, going 13-for-24 for 174 yards and a touchdown without throwing an interception ... Completed a pass to 10 different receivers and completed seven of his final 10 attempts in the game ... **at Nevada (Nov. 1)** ... Threw for 189 yards and a touchdown at Nevada, going 21-for-36 with an interception ... Started out the game going 5-for-5 ... **vs. Idaho (Nov. 8)** ... Had one of the best games of his career vs. Idaho, going 14-for-22 for 249 passing yards and three touchdowns with no interceptions ... Established a career-high 203.71 passing efficiency rating, SDSU's highest since Ryan Katz had a 228.58 vs. North Dakota on Sept. 25, 2012 ... The three passing touchdowns tied a career high (also at Air Force and vs. Nevada in 2013) ... The touchdowns passes came from 58 yards (Eric Judge), 28 yards (Ezell Ruffin) and 24 (Ruffin).

- **2013 (Junior):** Played in 12 games in his first year of Division I football, starting the final 11, and throwing for 3,007 yards and 19 touchdowns ... Became the ninth Aztec in program history (13th time overall) to pass for 3,000 yards in a season ... Was 232-for-389 (59.6 percent) with a 136.06 passing efficiency ... Also added a rushing touchdown ... Had six game-winning drives (see above for definition), which led the nation (next highest was three) ... Ranked 29th in the country in passing yards per game (250.6), despite not playing in the opener and coming off the bench at No. 3/2 Ohio State ... Also ranked 32nd in completions per game (19.33), 36th in passing yards per completion (12.96) and 46th in total offense per game (241.5) ... Threw for at least 200 yards in all 12 appearances and two or more touchdown passes in seven games ... Had just six interceptions over his final 323 passing attempts of the season. In three of those interceptions, the ball hit an Aztec receiver first ... Was named the team's Co-Offensive Player of the Year and was also named to the MW Fall All-Academic Team ... Did not play vs. Eastern Illinois, but was listed as the backup to Adam Dingwell ... Came off the bench after three series at No. 3/2 Ohio State, going 22-for-36 (61.1 percent) for 216 yards and a touchdown ... Also threw an interception, but owned a 115.12 passing efficiency ... Completed his first career Division I five passes in the game ... Led the Aztecs to their first passing touchdown of the season in the third quarter, going 4-for-4 for 55 yards and a 2-yard touchdown pass to Chad Young ... Became just the second walk-on quarterback in the country to start a game (Texas Tech's Baker Mayfield) in the Oregon State contest ... Made the most of it, passing for 251 yards and two touchdowns, while going 16-for-25 and a 158.74 pass efficiency rating ... It was one of the best debuts by an Aztec starting quarterback in program history ... The 30 points scored were the most in a SDSU starting quarterback debut since Sept. 5, 1997, when Kevin McKechnie led the Aztecs to a 45-31 win vs. Navy ... Other impressive feats by: 16 completions were the most since Oct. 11, 2008, when Drew Westling had 18 vs. Air Force; 251 yards were the most since Aug. 30, 2008, when Ryan Lindley threw for 352 vs. Cal Poly; 158.74 pass efficiency rating was the highest since Sept. 5, 1997, when Kevin McKechnie had a 291.82; 64.0 completion percentage was the highest since Sept. 5, 1997, when Kevin McKechnie had an 80.0 ... Passed for 229 yards in another start at New Mexico State, completing 22-of-34 passes ... Threw for 286 yards vs. Nevada ... Completed 23-of-32 passes with a career-best three touchdowns ... Finished with a passing efficiency of 177.89 ... Was named a Manning Award Star of the Week on Oct. 7 for his effort ... Threw for 249 yards and tied a career-high with three touchdown passes at Air Force ... Was 15-for-26 in the game, connecting on touchdown passes of 62, 44 and 20 yards ... Had his streak of 77 passes without an interception snapped in the second quarter ... Threw for a career-high 337 yards vs. No. 15/18 Fresno State, going 21-for-39, to become the 24th quarterback in school history with a 300-yard passing game ... It was the most by an Aztec quarterback since Ryan Lindley threw for 350 vs. Boise State on Nov. 19, 2011 and was the 84th most in a game in school history ... His

121.30 pass efficiency rating was higher than Fresno State's Heisman candidate Derek Carr (116.90) ... Threw for 201 yards against New Mexico, going 16-for-21 with two touchdowns and no interceptions ... Ended up setting a career high in completion percentage (76.19) ... The 188.02 pass efficiency rating was the highest by an Aztec quarterback since Ryan Katz posted a 228.58 vs. North Dakota on Sept. 15, 2012 ... Both touchdown strikes went to Ezell Ruffin, the first on a 75-yard pass on the opening play of the game and the second on a 24-yarder in the third quarter ... Passed for 235 yards (18-for-31) with two touchdowns and one interception at San José State ... Threw for 265 yards with a touchdown in SDSU's win at Hawai'i ... Was 23-for-37 for 288 yards and two touchdowns (and one interception) against Boise State ... The biggest pass came on the final play of the game, when he found Colin Lockett near the right pylon from 10 yards for the game winner in overtime ... Started the game 6-for-6 for 73 yards ... Passed for 239 yards and a touchdown (also two interceptions) at UNLV, posting career highs of 24 completions and 46 attempts ... Was 15-for-28 for 211 yards, two touchdowns and no interceptions vs. Buffalo in the Famous Idaho Potato Bowl ... Also had his first career rushing touchdown, a career-long 29 yarder in the first quarter.

- **2011-12 (at Diablo Valley College):** Played two years at Diablo Valley College from 2011-12, captaining his 2012 squad ... In 2012 was 309-for-511 (60.5 percent) for 4,044 yards and 38 touchdowns against 12 interceptions en route to being named the Mid-Eastern Conference MVP.
- **High School:** Threw for 1,538 yards and seven touchdowns as a senior at California High School ... Also rushed for 79 yards and two touchdowns ... Was 9-for-10 for 262 yards and two touchdowns in a game vs. Livermore ... Played in five games as a junior, completing 10-of-15 passes for 151 yards.
- **Personal:** Born July 11, 1992, in Alameda, Calif. ... Son of Kim and Bob Kaehler ... Majoring in finance.

#### Kaehler's Career Statistics

Season	GP	GS	Passing					Rushing				
			Att.	Cmp.	Pct.	Int.	TD	Yds.	Rtg.	Att.	Yds.	TD
2013	12	11	389	232	59.6	9	19	3,007	136.06	49	-109	1
2014	8	7	206	120	58.3	8	7	1,483	122.17	18	-81	0
<b>Career</b>	<b>20</b>	<b>18</b>	<b>595</b>	<b>352</b>	<b>59.2</b>	<b>17</b>	<b>26</b>	<b>4,490</b>	<b>131.25</b>	<b>67</b>	<b>-190</b>	<b>1</b>

**Career Highs:** Attempts: 46 at UNLV (11/30/13); Completions: 24 at UNLV (11/30/13); Passing Yards: 341 at North Carolina (9/6/14); Long Pass: 80 vs. Oregon State (9/21/13); Passing Touchdowns: 3 vs. Idaho (11/8/14), at Air Force (10/10/13), vs. Nevada (10/4/13); Completion Pct. (min. 12 att.): 76.19 (16-for-21) vs. New Mexico (11/2/13); Efficiency Rating: 203.71 vs. Idaho (11/8/14); Carries: 9 at Ohio State (9/7/13); Rushing Yards: 12 at Air Force (10/10/13); Long Rush: 29 vs. Buffalo (12/21/13); Rushing Touchdowns: 1 vs. Buffalo (12/21/13).

**2014 Highs:** Attempts: 39 at North Carolina (9/6/14); Completions: 23 at North Carolina (9/6/14); Passing Yards: 341 at North Carolina (9/6/14); Long Pass: 59 at North Carolina (9/6/14); Passing Touchdowns: 3 vs. Idaho (11/8/14); Completion Pct. (min. 12 att.): 63.63 (14-for-22) vs. Idaho (11/8/14); Efficiency Rating: 203.71 vs. Idaho (11/8/14); Carries: 5 vs. Idaho (11/8/14); Rushing Yards: 4 vs. Hawai'i (10/18/14); Long Rush: 13 vs. Hawai'i (10/18/14).

#### Kaehler's Career Game-by-Game

Passing		GP	GS	Att.	Cmp.	Pct.	Int.	TD	Yds.	Rtg.	
Date	Opponent										
A.31.13	Eastern Illinois	--- Did not play ---									
S.7.13	at 3/2 Ohio State	1	0	36	22	61.1	1	1	216	115.12	
S.21.13	Oregon State	1	1	25	16	64.0	2	2	251	158.74	
S.28.13	at New Mexico State	1	1	34	22	64.7	0	0	229	121.28	
O.4.13	Nevada*	1	1	32	23	71.9	0	3	286	177.89	
O.10.13	at Air Force*	1	1	26	15	57.7	1	3	249	168.52	
O.26.13	15/18 Fresno State*	1	1	39	21	53.9	1	0	337	121.30	
N.2.13	New Mexico*	1	1	21	16	76.2	0	2	201	188.02	
N.9.13	at San José State*	1	1	31	18	58.1	1	2	235	136.58	
N.16.13	at Hawai'i*	1	1	34	17	50.0	0	1	265	125.18	
N.23.13	Boise State*	1	1	37	23	62.2	1	2	288	139.98	
N.30.13	at UNLV*	1	1	46	24	52.2	2	1	239	94.30	
D.21.13	vs. Buffalo&	1	1	28	15	53.6	0	2	211	140.44	
A.30.14	Northern Arizona	1	1	29	18	62.1	1	1	205	125.93	
S.6.14	at 21/23 No. Carolina	1	1	39	23	59.0	3	1	341	125.50	

S.20.14	at Oregon State	1	1	26	14	53.9	1	0	106	72.71	
S.27.14	UNLV*	1	1	27	16	59.3	0	0	209	124.28	
O.3.14	at Fresno State*	--- Did Not Play - Injured ---									
O.10.14	at New Mexico*	1	0	3	1	33.3	1	0	10	-5.33	
O.18.14	Hawai'i*	1	1	24	13	54.2	0	1	174	128.82	
N.1.14	at Nevada*	1	1	36	21	58.3	1	1	189	106.04	
N.8.14	Idaho	1	1	22	14	63.6	0	3	249	203.71	

**Bold indicates season high.** \* - Mountain West game. & - 2013 Famous Idaho Potato Bowl (Bronco Stadium; Boise, Idaho).

## #23 DAMONTAE KAZEE

(KAY-zee)

Cornerback • Sophomore • 5-11 • 180 • San Bernardino, Calif. • Cajon HS

- **At San Diego State:** Has earned playing time at one of the two cornerback spots after red-shirting the 2012 season, his first on campus ... Big playmaker, who always seems to be in the right place at the right time ... Is listed as the starting right cornerback heading into the Boise State game ... Has 10 PBUs over his past six games after recording just two over his first 15 games of his career.
- **2014 (Sophomore):** Was named to the Mountain West midseason first team by Phil Steele ... Was named the team's emerging star by *Lindy's Sports* ... Has started all nine games for SDSU, making 37 tackles (24 solo), with a team-high 10 pass breakups, an interception, 2.0 TFL and a quarterback hurry ... Ranks second in the MW and tied for 30th in the nation with 1.22 passes defended (INT + PBU) per game ... vs. Northern Arizona (Aug. 30) ... Made his first career start in the opener vs. Northern Arizona, registering four tackles (three solo) ... at No. 21/23 North Carolina (Sept. 6) ... Started again at No. 21/23 North Carolina, where he made four tackles (three solo), including one for a 1-yard loss ... at Oregon State (Sept. 20) ... Had one assisted tackle in another start at Oregon State ... vs. UNLV (Sept. 27) ... Earned another start vs. UNLV, where he had four tackles (three solo) and a career-high three PBUs ... at Fresno State (Oct. 3) ... Had a season-high five tackles (all solo) at Fresno State to go along with a PBU ... at New Mexico (Oct. 10) ... Tied his season high with another five tackles (four solo) and two pass breakups at New Mexico ... The two PBUs were a game-high ... vs. Hawai'i (Oct. 18) ... Had another good game against Hawai'i, making a season-high six tackles, a game-high-tying two PBUs and his second career interception ... at Nevada (Nov. 1) ... Came up with five tackles (three solo), including a 2-yard loss, and a PBU in an eighth straight start at Nevada ... vs. Idaho (Nov. 8) ... Had three stops (one solo) and another pass breakup in a start against Idaho, and added a quarterback hurry.
- **2013 (Freshman):** Played in each of the first seven games off the bench, making impact plays in almost every contest, before missing the New Mexico game with concussion-like symptoms ... Returned for the San José State game and the following contests at Hawai'i, vs. Boise State, UNLV and vs. Buffalo in the Famous Idaho Potato Bowl ... Had 41 tackles (28 solo), four forced fumbles, 3.0 TFL, two pass breakups, an interception, a sack and a blocked kick ... Led the MW and was tied for 10th (first among freshmen) in the nation in forced fumbles per game (0.33) (four total) ... The four forced fumbles were tied for fourth all-time at SDSU and the most since current Oakland Raider Miles Burris had four in 2010 ... Had the most tackles (41) on the team of any player without a start (next highest was 22) ... Made his collegiate debut in the opener vs. Eastern Illinois and had four tackles (all solo) and a forced fumble ... The four tackles tied King Holder for the most among all cornerbacks ... Had another solid outing off the bench at No. 3/2 Ohio State, making six tackles (all solos) with a one-handed interception ... The six solos were the most by either team ... The interception was the first by an Aztec this season and came at the SDSU 21-yard line ... Came off the bench against Oregon State and have five tackles and a forced fumble ... Made three tackles in a reserve role at New Mexico State ... Came off the bench in fine fashion vs. Nevada, making four stops (three solo) with a sack, tackle for loss and forced fumble ... Made two tackles off the bench at Air Force ... Had five stops and a tackle for loss vs. No. 15/18 Fresno State ... Missed the New Mexico game with concussion-like symptoms ... Had a solid all-around game in the win at San José State with two tackles, along with his first career pass breakup and blocked kick ... The blocked kick in the fourth quarter was arguably the biggest play of the game for SDSU, as it kept the Spartans from taking a 26-12 lead and allowed Nat Berhe to return the loose ball 56 yards ... Donnel Pumphrey then followed with a 34-yard touchdown run, bringing the Aztecs to within three points at 23-20 ... Made three stops (two solo) with a forced fumble at Hawai'i ... Came up with two tackles (both solo), a tackle for loss and a pass breakup vs. Boise State ... Had two solo stops off the bench in the team's loss at UNLV ... Came up with three stops in a reserve role vs. Buffalo in the Famous Idaho Potato Bowl.

- **2012 (Redshirt):** Utilized his redshirt season.
- **High School:** Three-time all-CIF athlete who played both sides of the ball at Cajon High in San Bernardino, Calif. ... Helped the Cowboys to a 9-2 overall record in 2011, including a 6-1 mark in league play ... Recorded 27 tackles, two interceptions and a forced fumble on defense during his senior year ... On offense, he scored four touchdowns on the ground and caught another four touchdowns through the air ... *Scouts, Inc.* rated him as a three-star recruit and gave him a grade of 75 ... In high school, he lettered in football, basketball and track.
- **Personal:** Born June 5, 1993, in San Bernardino, Calif. ... Son of Latrease and Walter Kazez ... Has three brothers and two sisters ... Brother, Walter, was a four-year running back for the Aztecs from 2009-12 ... Also considered Arizona and Washington State ... Majoring in criminal justice.

**Kazez's Career Statistics**

Season	GP	GS	UA	A	TT	TFL	Sk	Int.	PBU	FF	FR
2013	12	0	28	13	41	3.0	1.0	1	2	4	0
2014	9	9	24	13	37	2.0	0.0	1	10	0	0
<b>Career</b>	<b>21</b>	<b>9</b>	<b>52</b>	<b>26</b>	<b>78</b>	<b>6.0</b>	<b>1.0</b>	<b>2</b>	<b>12</b>	<b>4</b>	<b>0</b>

**Career Highs:** Tackles: 10 at Ohio State (9/7/13); Tackles For Loss: 1.0, 5 times; Sacks: 1.0 vs. Nevada (10/4/3); Interceptions: 1 vs. Hawai'i (10/18/14), at Ohio State (9/7/13); Passes Broken Up: 3 vs. UNLV (9/27/14); Forced Fumbles: 1, 4 times; Blocked Kicks: 1 at San José State (11/9/13).

**2014 Highs:** Tackles: 6 vs. Hawai'i (10/18/14); Tackles For Loss: 1.0 at Nevada (11/1/14), at North Carolina (9/6/14); Interceptions: 1 vs. Hawai'i (10/18/14); Passes Broken Up: 3 vs. UNLV (9/27/14).

**Kazez's Career Game-by-Game**

Date	Opponent	GP	GS	UA	A	TT	TFL	Sk.	Int.	PBU	FF	FR
A.31.13	Eastern Illinois	1	0	4	0	4	0.0	0.0	0	0	1	0
S.7.13	at 3/2 Ohio State	1	0	6	0	6	0.0	0.0	1	0	0	0
S.21.13	Oregon State	1	0	3	2	5	0.0	0.0	0	0	1	0
S.28.13	at New Mexico State	1	0	1	2	3	0.0	0.0	0	0	0	0
O.4.13	Nevada*	1	0	3	1	4	1.0	1.0	0	0	1	0
O.10.13	at Air Force*	1	0	1	1	2	0.0	0.0	0	0	0	0
O.26.13	15/18 Fresno State*	1	0	3	2	5	1.0	0.0	0	0	0	0
N.2.13	New Mexico*	--- Did Not Play - Injured ---										
N.9.13	at San José State*	1	0	0	2	2	0.0	0.0	0	1	0	0
N.16.13	at Hawai'i*	1	0	2	1	3	0.0	0.0	0	0	1	0
N.23.13	Boise State*	1	0	2	0	2	1.0	0.0	0	1	0	0
N.30.13	at UNLV*	1	0	2	0	2	0.0	0.0	0	0	0	0
D.21.13	vs. Buffalo&	1	0	1	2	3	0.0	0.0	0	0	0	0
A.30.14	Northern Arizona	1	1	3	1	4	0.0	0.0	0	0	0	0
S.6.14	at 21/23 No. Carolina	1	1	3	1	4	1.0	0.0	0	0	0	0
S.20.14	at Oregon State	1	1	0	1	1	0.0	0.0	0	0	0	0
S.27.14	UNLV*	1	1	3	1	4	0.0	0.0	0	3	0	0
O.3.14	at Fresno State*	1	1	5	0	5	0.0	0.0	0	1	0	0
O.10.14	at New Mexico*	1	1	4	1	5	0.0	0.0	0	2	0	0
O.18.14	Hawai'i*	1	1	2	4	6	0.0	0.0	1	2	0	0
N.1.14	at Nevada*	1	1	3	2	5	1.0	0.0	0	1	0	0
N.8.14	Idaho	1	1	1	2	3	0.0	0.0	0	1	0	0

**Bold** indicates season high. \* - Mountain West game. & - 2013 Famous Idaho Potato Bowl (Bronco Stadium; Boise, Idaho).

**#27 KAMERON KELLY**

Warrior • TR-Freshman • 6-2 • 190 • Murphy, Texas • Wylie High

- **At San Diego State:** An athletic, true freshman, who came to SDSU as an "athlete" ... Worked into the two-deep heading into the Fresno State game as the backup to Trey Lomax at one of the two Warrior spots, where he remained for three straight contests, before having surgery on a leg for compartment syndrome late after the Hawai'i game on Oct. 18 ... Is expected to miss the rest of the season.
- **2014 (Freshman):** Has played in six games as a true freshman, making one tackle and blocking a punt ... Is one of eight true freshmen to see action this year ... Also sees time on special teams, lately as a kick returner, where he has returned five kicks for 131 yards (26.2 avg.) ... The 26.2 average leads the team, as does his long of 56 yards ... **vs. Northern Ari-**

**zona (Aug. 30)** ... Did not play in the opener vs. Northern Arizona ... **at No. 21/23 North Carolina (Sept. 6)** ... Came off the bench in his first collegiate appearance at No. 21/23 North Carolina, but did not record a stat ... **at Oregon State (Sept. 20)** ... Logged his first career tackle on special teams at Oregon State ... **vs. UNLV (Sept. 27)** ... Played again against UNLV, blocking a punt, SDSU's lone blocked punt of the season ... **at Fresno State (Oct. 3)** ... Logged time on special teams at Fresno State, where he returned a kick 56 yards, the longest by an Aztec this season ... **at New Mexico (Oct. 10)** ... Played again at New Mexico and had a 13-yard kick return ... **vs. Hawai'i (Oct. 18)** ... Logged time again against Hawai'i, returning a kick for 25 yards ... Was taken out late in the game with a leg injury ... Later was diagnosed with compartment syndrome and was operated on early the next day (Oct. 19), ending his season ... **at Nevada (Nov. 1)** ... Did not travel to the Nevada contest ... **vs. Idaho (Nov. 8)** ... Did not suit up against Idaho.

- **High School:** A three-year letterwinner at Wylie High School in Murphy, Texas ... Named the 4A Region II District 13 Player of the Year after racking up 4,000 all-purpose yards ... An academic all-state selection ... Completed 56-of-96 passes (58.3 percent) for 841 yards with five touchdowns as a senior ... Led the Pirates to a 9-5 overall record and an appearance in the 4A D1 Quarterfinals ... Also rushed for 568 yards and 13 touchdowns on 86 carries and caught 59 passes for 950 yards and 11 scores ... Recorded seven interceptions on defense ... Lettered in basketball and track & field as well ... Is a three-star recruit by *Scout.com*, and a two-star recruit by both *Rivals.com* and *247sports.com* ... 247sports gave him a grade of 75.

- **Personal:** Born Aug. 19, 1996, in Round Rock, Texas ... Son of Curley Kelly and Toni Milburn and stepson of Joseph Milburn and Millie Kelly ... Chose SDSU over offers from Alabama A&M, Alabama State, Florida A&M, Grambling, Houston Baptist, Kent State, Lamar, Louisiana-Monroe, Navy, Northern Colorado, Prairie View A&M, Sam Houston State, South Dakota State, Stephen F. Austin, Texas Southern and Texas Tech ... Undecided on a major.

**Kelly's Career Statistics**

**Defense**

Season	GP	GS	UA	A	TT	TFL	Sk	Int.	PBU	FF	FR
2014	6	0	0	1	1	0.0	0.0	0	0	0	0
<b>Career</b>	<b>6</b>	<b>0</b>	<b>0</b>	<b>1</b>	<b>1</b>	<b>0.0</b>	<b>0.0</b>	<b>0</b>	<b>0</b>	<b>0</b>	<b>0</b>

**Career/2014 Highs:** Tackles: 1 at Oregon State (9/20/14); Blocked Punts: 1 vs. UNLV (9/27/14).

**Kick Returns**

Season	GP	GS	No.	Yds.	Avg.	Long	TD	All-Purpose	
								Total Yds/Gm.	
2014	6	3	5	131	26.2	56	0	131	21.8
<b>Career</b>	<b>6</b>	<b>3</b>	<b>5</b>	<b>131</b>	<b>26.2</b>	<b>56</b>	<b>0</b>	<b>131</b>	<b>21.8</b>

**Career/2014 Highs:** Kick Returns: 2 vs. UNLV (9/27/14); Long Kick Return: 56 at Fresno State (10/3/14); Kick Return Yards: 56 at Fresno State (10/3/14).

**Kelly's Career Game-by-Game**

**Defense**

Date	Opponent	GP	GS	UA	A	TT	TFL	Sk.	Int.	PBU	FF	FR
A.30.14	Northern Arizona	--- Did Not Play ---										
S.6.14	at 21/23 No. Carolina	1	0	0	0	0	0.0	0.0	0	0	0	0
S.20.14	at Oregon State	1	0	0	1	1	0.0	0.0	0	0	0	0
S.27.14	UNLV*	1	0	0	0	0	0.0	0.0	0	0	0	0
O.3.14	at Fresno State*	1	0	0	0	0	0.0	0.0	0	0	0	0
O.10.14	at New Mexico*	1	0	0	0	0	0.0	0.0	0	0	0	0
O.18.14	Hawai'i*	1	0	0	0	0	0.0	0.0	0	0	0	0
N.1.14	at Nevada*	--- Did Not Play - Injured ---										
N.8.14	Idaho	--- Did Not Play - Injured ---										

**Kick Returns**

Date	Opponent	GP	GS	No.	Yds.	Avg.	Lg.	TD	TD Lengths	
A.30.14	Northern Arizona	--- Did Not Play ---								
S.6.14	at 21/23 No. Carolina	1		0	0	N/A	0	0		
S.20.14	at Oregon State	1		0	0	N/A	0	0		
S.27.14	UNLV*	1		2	37	18.5	25	0		
O.3.14	at Fresno State*	1	*	1	56	56.0	56	0		
O.10.14	at New Mexico*	1	*	1	13	13.0	13	0		
O.18.14	Hawai'i*	1	*	1	25	25.0	25	0		
N.1.14	at Nevada*	--- Did Not Play - Injured ---								
N.8.14	Idaho	--- Did Not Play - Injured ---								

**Bold** indicates season high. \* - Mountain West game. GS - in this category indicates the player was on the field the first time when San Diego State was in the kick return formation.

**#16 DAVID LAMAR**

**Cornerback • Senior • 6-2 • 185 • San Diego, Calif. • Madison HS**

- **At San Diego State:** A San Diego native that started his career at wide receiver (2010 and 2011) before moving to defensive back prior to his sophomore season ... Enters the Boise State game as the backup to all-conference pick J.J. Whittaker ... Has seen action in every Aztec game except one over the past three seasons (2012-14).
- **2014 (Senior):** Played in eight of the team's nine games off the bench ... Has one solo tackle ... vs. Northern Arizona (Aug. 30) ... Played in the opener in a reserve role, but did not find the stat sheet ... at No. 21/23 North Carolina (Sept. 6) ... Saw action again at No. 21/23 North Carolina, but did not make the stat sheet ... at Oregon State (Sept. 20) ... Made one solo tackle off the bench at Oregon State ... vs. UNLV (Sept. 27) ... Played again vs. UNLV without recording a stat ... at Fresno State (Oct. 3) ... Played at Fresno State, but did not record a stat ... at New Mexico (Oct. 10) ... Was on the travel squad at New Mexico, but did not play, snapping his streak of playing in 31 straight games ... vs. Hawai'i (Oct. 18) ... Logged time off the pine vs. Hawai'i, but did not find the stat sheet ... at Nevada (Nov. 1) ... Played at Nevada without making the stat sheet ... vs. Idaho (Nov. 8) ... Logged time again vs. Idaho, but did not record a stat.
- **2013 (Junior):** Played in all 13 games off the bench, posting 15 tackles (13 solo), two pass breakups and a tackle for loss ... Played in the opener vs. Eastern Illinois, but did not record a stat ... Played again off the bench at No. 3/2 Ohio State without recording a stat ... Had a career-high four tackles and his first-ever tackle for loss against Oregon State ... Made one solo stop at New Mexico State and returned an Aggie PAT for two points the other way ... The two points were the first of the game for the Aztecs, who trailed, 16-0, at the time and went onto win 26-16 ... Was credited with two solo tackles and his first career PBU vs. Nevada ... Made two tackles at Air Force ... Registered one tackle with a PBU vs. No. 15/18 Fresno State ... Came up with one tackle off the bench vs. New Mexico ... Had two solo stops at San José State ... Made a solo tackle off the bench at Hawai'i ... Did not record a stat in an appearance off the bench vs. Boise State ... Made one solo stop at UNLV ... Played against Buffalo in the Famous Idaho Potato Bowl without finding the stat sheet.
- **2012 (Sophomore):** Played in all 13 games during the 2012 campaign, with a majority of his game time coming on special teams ... Had six tackles (all solo) ... Played in his first-ever game in the opener at Washington ... Followed with his first career tackle vs. Army ... Had another tackle against North Dakota ... Played against San José State, but did not record a stat ... Made a tackle at Fresno State ... Had a season-high three tackles vs. Hawai'i, his first as a backup on the depth chart ... Logged playing time against Colorado State, at Nevada, vs. UNLV, at Boise State, vs. Air Force, at Wyoming and vs. Brigham Young without a stat.
- **2011 (Freshman):** Did not play as a redshirt freshman.
- **2010 (Redshirt):** Did not compete in his first year on campus.
- **High School:** Garnered first-team offense all-Central League accolades his final two years and second-team accolades as a sophomore at Madison High School ... Led his squad in receptions (25), yards (493) and touchdowns (6) ... On the defensive side of the ball, had 30 tackles (20 solo) and five pass breakups ... As a junior, tallied a squad-best 21 receptions for 496 yards and 10 touchdowns ... Grabbed a team-high 21 catches for 295 yards and three scores as a sophomore ... The Warhawks boasted a 30-6 record and three Central League titles over his three seasons ... A three-star signee by *Rivals.com* ... Earned a *Scouts, Inc.* grade of 74 on ESPN.com ... Also excelled in both basketball (averaged 20 points, 10 rebounds and seven steals per game) and track and field (11.25 for 100 meters) at Madison.
- **Personal:** Born Jan. 25, 1991, in San Diego, Calif. ... Son of Steve Billingslea and Tiffany Reynolds ... Picked the Aztecs over Colorado State, Montana State, Nevada and Utah State ... Majoring in social science.

**Lamar's Career Statistics**

Season	GP	GS	UA	A	TT	TFL	Sk	Int.	PBU	FF	FR
2012	13	0	6	0	6	0.0	0.0	0	0	0	0
2013	13	0	13	2	15	1.0	0.0	0	2	0	0
2014	8	0	1	0	1	0.0	0.0	0	0	0	0
<b>Career</b>	<b>34</b>	<b>0</b>	<b>20</b>	<b>2</b>	<b>22</b>	<b>1.0</b>	<b>0.0</b>	<b>0</b>	<b>2</b>	<b>0</b>	<b>0</b>

**Career Highs:** Tackles: 4 vs. Oregon State (9/21/13); Tackles For Loss: 1.0 vs. Oregon State (9/21/13); Passes Broken Up: 1 vs. Fresno State (10/26/13), vs. Nevada (10/4/13).

**2014 Highs:** Tackles: 1 at Oregon State (9/20/14).

**Lamar's Career Game-by-Game**

Date	Opponent	GP	GS	UA	A	TT	TFL	Sk.	Int.	PBU	FF	FR
S.1.12	at Washington	1	0	0	0	0	0.0	0.0	0	0	0	0
S.8.12	Army	1	0	1	0	1	0.0	0.0	0	0	0	0
S.15.12	North Dakota	1	0	1	0	1	0.0	0.0	0	0	0	0
S.22.12	San José State	1	0	0	0	0	0.0	0.0	0	0	0	0
S.29.12	at Fresno State*	1	0	1	0	1	0.0	0.0	0	0	0	0
O.6.12	Hawai'i*	1	0	3	0	3	0.0	0.0	0	0	0	0
O.13.12	Colorado State*	1	1	0	1	1	0.5	0.0	0	1	0	0
O.20.12	at Nevada*	1	0	0	0	0	0.0	0.0	0	0	0	0
O.27.12	UNLV*	1	0	0	0	0	0.0	0.0	0	0	0	0
N.3.12	at 19/14 Boise State*	1	0	0	0	0	0.0	0.0	0	0	0	0
N.10.12	Air Force*	1	0	0	0	0	0.0	0.0	0	0	0	0
N.24.12	at Wyoming*	1	0	0	0	0	0.0	0.0	0	0	0	0
D.20.12	vs. Brigham Young^	1	0	0	0	0	0.0	0.0	0	0	0	0
A.31.13	Eastern Illinois	1	0	0	0	0	0.0	0.0	0	0	0	0
S.7.13	at 3/2 Ohio State	1	0	0	0	0	0.0	0.0	0	0	0	0
S.21.13	Oregon State	1	0	3	1	4	1.0	0.0	0	0	0	0
S.28.13	at New Mexico State	1	0	1	0	1	0.0	0.0	0	0	0	0
O.4.13	Nevada*	1	0	2	0	2	0.0	0.0	0	1	0	0
O.10.13	at Air Force*	1	0	1	1	2	0.0	0.0	0	0	0	0
O.26.13	15/18 Fresno State*	1	0	1	0	1	0.0	0.0	0	1	0	0
N.2.13	New Mexico*	1	0	1	0	1	0.0	0.0	0	0	0	0
N.9.13	at San José State*	1	0	2	0	2	0.0	0.0	0	0	0	0
N.16.13	at Hawai'i*	1	0	1	0	1	0.0	0.0	0	0	0	0
N.23.13	Boise State*	1	0	0	0	0	0.0	0.0	0	0	0	0
N.30.13	at UNLV*	1	0	1	0	1	0.0	0.0	0	0	0	0
D.21.13	vs. Buffalo&	1	0	0	0	0	0.0	0.0	0	0	0	0
A.30.14	Northern Arizona	1	0	0	0	0	0.0	0.0	0	0	0	0
S.6.14	at 21/23 No. Carolina	1	0	0	0	0	0.0	0.0	0	0	0	0
S.20.14	at Oregon State	1	0	1	0	1	0.0	0.0	0	0	0	0
S.27.14	UNLV*	1	0	0	0	0	0.0	0.0	0	0	0	0
O.3.14	at Fresno State*	1	0	0	0	0	0.0	0.0	0	0	0	0
O.10.14	at New Mexico*	--- Did Not Play ---										
O.18.14	Hawai'i*	1	0	0	0	0	0.0	0.0	0	0	0	0
N.1.14	at Nevada*	1	0	0	0	0	0.0	0.0	0	0	0	0
N.8.14	Idaho	1	0	0	0	0	0.0	0.0	0	0	0	0

**Bold** indicates season high. \* - Mountain West game. ^ - 2012 San Diego County Credit Union Poinsettia Bowl (Qualcomm Stadium; San Diego, Calif.). & - 2013 Famous Idaho Potato Bowl (Bronco Stadium; Boise, Idaho).

**#50 DEREK LARGENT**

**Linebacker • Senior • 6-4 • 240 • Hermosa Beach, Calif. • El Camino College**

- **At San Diego State:** Big linebacker who exploded onto the scene in his first season on campus in 2012 ... Played in all 13 games in 2012 and started the final six contests for the Mountain West champions ... Battled injuries in 2013 and was healthy after a solid spring campaign ... Focused on baseball during his prep career and did not join the football squad until his junior campaign, not seeing action until his senior year ... Was slated as a starter at outside linebacker entering the UNLV game, but came down with appendicitis the night before missed three straight games ... A two-time Mountain West Fall All-Academic Team selection (2012-13).
- **2014 (Senior):** Has played in six games on the season with starts in two, missing the other three with about of appendicitis ... Has 21 tackles (12 solo), including a 5-yard sack (and a 5-yard tackle for loss) and three quarterback hurries ... Was out three weeks after having his appendix taken out on Sept. 27 ... vs. Northern Arizona (Aug. 30) ... Came off the bench in the opener vs. Northern Arizona after battling a hamstring injury through most of fall camp ... Ended up making two tackles, including a 5-yard sack, which also goes down as a TFL ... at No. 21/23 North Carolina (Sept. 6) ... Earned the start at No. 21/23 North Carolina, his first since the 2013 opener vs. Eastern Illinois (Aug. 31), and had six tackles (three solo) and a quarterback hurry ... at Oregon State (Sept. 20) ... Made three tackles in a second straight start at Oregon State ... vs. UNLV (Sept. 27) ... Was supposed to start vs. UNLV, but had a bout with appendicitis and had surgery to remove his appendix ... at Fresno State (Oct. 3) ... Missed the Fresno State game because of appendicitis ... at New Mexico (Oct.

10) ... Did not travel again to New Mexico ... vs. Hawai'i (Oct. 18) ... Came up with two solo tackles against Hawai'i in his first game since Sept. 20 at Oregon State ... at Nevada (Nov. 1) ... Had four stops with three of them solo at Nevada in a reserve role ... vs. Idaho (Nov. 8) ... Came up with another four tackles (two solo) and a quarterback hurry off the bench vs. Idaho.

- **2013 (Junior):** Was a preseason second-team MW selection by *Athlon Sports* and a third-team pick by *Phil Steele* ... Started one game and played in 12 total, registering 32 tackles, 4.0 TFL, a sack and a forced fumble ... Started the opener vs. Eastern Illinois and made three tackles (two solos) before a knee injury sidelined him early in the first half ... Missed the No. 3/2 Ohio State game a knee injury ... Came back to play at Oregon State, but left early after injuring his knee again ... Logged playing time off the bench at New Mexico State, making two stops (0.5 TFL) ... Had his best game of the season vs. Nevada, finishing with a career-high 10 tackles off the bench ... Also added a career-best 2.5 TFL, a sack (tied career high) and a forced fumble (tied career high) ... The sack and fumble in the third quarter was picked up by teammate Josh Gavert and returned 48 yards, which set up an Adam Muema rushing score ... Made three tackles off the bench in the win at Air Force ... Came up with an assisted tackle off the bench against Fresno State ... Made four tackles off the pine vs. New Mexico ... Had four stops (two solo) in a reserve role at San José State ... Came up with four tackles (all solo), including a 2-yard tackle for loss at Hawai'i ... Had an assisted tackle off the pine vs. Boise State ... Played in the UNLV game, but did not record a stat ... Logged time against Buffalo in the Famous Idaho Potato Bowl without finding the stat sheet.
- **2012 (Sophomore):** Named an all-Mountain West honorable-mention selection ... Played his way into having a major impact in his first year on campus ... Saw action in all 13 games and started the final six contests at linebacker ... Ranked among the team leaders in every defensive statistical category, including first in fumble recoveries (3), second in assisted tackles (61), sacks (6.5), forced fumbles (1), third in tackles for loss (9.5), interceptions (2), fourth in total tackles (61) and fifth in unassisted tackles (38) and passes broken up (3) ... Among conference players, he ranked third in fumbles recovered (3), fifth in sacks (6.5), 15th in tackles for loss (9.5), and 43rd in tackles per game (4.7) ... One of only two players on the team to record a forced fumble, fumble recovery and an interception in 2012 (Josh Gavert) ... Recorded a sack in six games, including three of the final four contests and four of the last six games of the season ... Was one of only six players to start a game without ever having appeared in an San Diego State game prior to the season (Brice Butler, Zach Dilley, Ryan Katz, Ezell Ruffin and Jordan Smith) ... Made a statement in his first Division I game at Washington, recording five tackles, including an 11-yard sack ... Had another solid outing against Army with five tackles (four solo), 1.0 TFL and his first career fumble recovery ... Two of his stops were for no yards or lost yards ... Made four stops vs. North Dakota along with a game-high 2.0 TFL and 0.5 sacks ... His four tackles resulted in a loss of 12 yards ... Had two tackles vs. San José State ... Made three stops at Fresno State ... Came up with three tackles (all solo), a 14-yard sack, a fumble recovery and his first career pass breakup vs. Hawai'i ... Had a season-high eight tackles and the first two interceptions of his career vs. Colorado State ... He became the first Aztec with two interceptions in a game since Larry Parker had two vs. Washington State on Sept. 17, 2011 ... For his efforts, was named a honorable-mention CFP National Linebacker of the Week ... Earned his first career start at Nevada and had five tackles, including 1.5 TFL and 1.0 sacks ... Made three stops and had a PBU vs. UNLV ... Had five tackles, including a 2-yard sack, in a start at Boise State ... The Broncos did not gain more than two yards on any of the plays that Largent was involved in ... Tied his season high with eight stops and a 6-yard sack vs. Air Force ... His eight tackles resulted in a total of 21 yards for the Falcons (2.6 yards per play) ... Had six tackles, a sack, a TFL, a forced fumble, a fumble recovery and a PBU at Wyoming ... Made four tackles, including three solo stops against Brigham Young at the Poinsettia Bowl.
- **2011 (at El Camino College):** Played one year at El Camino College ... Helped the Warriors to an 8-2 regular-season record and a berth in the playoffs in 2011 ... Earned first-team all-Northern Conference honors after finishing second on the team with 65 tackles, including 7.5 for a loss, 1.5 sacks and two fumble recoveries.
- **High School:** Played his prep ball at Mira Costa High ... Had 44 tackles as a senior en route to being named the Bay League Defensive Player of the Year ... Also averaged 24.5 yards per reception with a team-high three touchdowns as a tight end ... Focused on baseball in high school and did not join the football squad until his junior campaign and did not see playing time until his senior year in high school.
- **Personal:** Born Feb. 12, 1993, in Torrance, Calif ... Son of David and Kimberly Largent ... Majoring in business management with a concentration in management.

### Largent's Career Statistics

Season	GP	GS	UA	A	TT	TFL	Sk	Int.	PBU	FF	FR
2012	13	6	38	23	61	9.5	6.5	2	3	1	3
2013	12	1	20	12	32	4.0	1.0	0	0	1	0
2014	6	2	12	8	20	1.0	1.0	0	0	0	0
<b>Career</b>	<b>31</b>	<b>9</b>	<b>70</b>	<b>43</b>	<b>113</b>	<b>14.5</b>	<b>8.5</b>	<b>2</b>	<b>3</b>	<b>2</b>	<b>3</b>

**Career Highs:** Tackles: 10 vs. Nevada (10/4/13); Tackles For Loss: 2.5 vs. Nevada (10/4/13); Sacks: 1.0, eight times; Interceptions: 2 vs. Colorado State (10/13/12); Passes Broken Up: 1 at Wyoming (11/24/12), vs. UNLV (10/27/12), vs. Hawai'i (10/6/12); Forced Fumbles: 1 vs. Nevada (10/4/13), at Wyoming (11/24/12); Fumble Recoveries: 1 at Wyoming (11/24/12), vs. Hawai'i (10/6/12), vs. Army (9/8/12).

**2014 Highs:** Tackles: 6 at North Carolina (9/6/14); Tackles For Loss: 1.0 vs. Northern Arizona (8/30/14); Sacks: 1.0 vs. Northern Arizona (8/30/14).

### Largent's Career Game-by-Game

Date	Opponent	GP	GS	UA	A	TT	TFL	Sk.	Int.	PBU	FF	FR
S.1.12	at Washington	1	0	2	3	5	1.0	1.0	0	0	0	0
S.8.12	Army	1	0	4	1	5	1.0	0.0	0	0	0	1
S.15.12	North Dakota	1	0	2	2	4	2.0	0.5	0	0	0	0
S.22.12	San José State	1	0	2	0	2	0.0	0.0	0	0	0	0
S.29.12	at Fresno State*	1	0	2	1	3	0.0	0.0	0	0	0	0
O.6.12	Hawai'i*	1	0	3	0	3	1.0	1.0	0	1	0	1
O.13.12	Colorado State*	1	0	5	3	8	0.0	0.0	2	0	0	0
O.20.12	at Nevada*	1	1	3	2	5	1.5	1.0	0	0	0	0
O.27.12	UNLV*	1	1	1	2	3	0.0	0.0	0	1	0	0
N.3.12	at 19/14 Boise State*	1	1	3	2	5	1.0	1.0	0	0	0	0
N.10.12	Air Force*	1	1	4	4	8	1.0	1.0	0	0	0	0
N.24.12	at Wyoming*	1	1	4	2	6	1.0	1.0	0	1	1	1
D.20.12	vs. Brigham Young^	1	1	3	1	4	0.0	0.0	0	0	0	0
A.31.13	Eastern Illinois	1	1	2	1	3	0.0	0.0	0	0	0	0
S.7.13	at 3/2 Ohio State	--- Did Not Play - Injured ---										
S.21.13	Oregon State	1	0	0	0	0	0.0	0.0	0	0	0	0
S.28.13	at New Mexico State	1	0	1	1	2	0.5	0.0	0	0	0	0
O.4.13	Nevada*	1	0	8	2	10	2.5	1.0	0	0	1	0
O.10.13	at Air Force*	1	0	2	1	3	0.0	0.0	0	0	0	0
O.26.13	15/18 Fresno State*	1	0	0	1	1	0.0	0.0	0	0	0	0
N.2.13	New Mexico*	1	0	1	3	4	0.0	0.0	0	0	0	0
N.9.13	at San José State*	1	0	2	2	4	0.0	0.0	0	0	0	0
N.16.13	at Hawai'i*	1	0	4	0	4	1.0	0.0	0	0	0	0
N.23.13	Boise State*	1	0	0	1	1	0.0	0.0	0	0	0	0
N.30.13	at UNLV*	1	0	0	0	0	0.0	0.0	0	0	0	0
D.21.13	vs. Buffalo&	1	0	0	0	0	0.0	0.0	0	0	0	0
A.30.14	Northern Arizona	1	0	1	1	2	1.0	1.0	0	0	0	0
S.6.14	at 21/23 No. Carolina	1	1	3	3	6	0.0	0.0	0	0	0	0
S.20.14	at Oregon State	1	1	1	2	3	0.0	0.0	0	0	0	0
S.27.14	UNLV*	--- Did Not Play - Injured ---										
O.3.14	at Fresno State*	--- Did Not Play - Injured ---										
O.10.14	at New Mexico*	--- Did Not Play - Injured ---										
O.18.14	Hawai'i*	1	0	2	0	2	0.0	0.0	0	0	0	0
N.1.14	at Nevada*	1	0	3	1	4	0.0	0.0	0	0	0	0
N.8.14	Idaho	1	0	2	2	4	0.0	0.0	0	0	0	0

**Bold indicates season high.** \* - Mountain West game. ^ - 2012 San Diego County Credit Union Poinsettia Bowl (Qualcomm Stadium; San Diego, Calif.) & - 2013 Famous Idaho Potato Bowl (Bronco Stadium; Boise, Idaho).

## #14 TREY LOMAX

**Warrior • RS-Freshman • 5-11 • 185 • San Diego, Calif. • Mira Mesa HS**

- **At San Diego State:** Fantastic athlete, who was also recruited to play baseball at San Diego State ... Is slated as one of the two starting Warriors in Rocky Long's 3-3-5 defense after a 2013 redshirt season ... Has led SDSU in tackles in two of the nine games he has appeared in over his career (all this season).
- **2014 (Freshman):** Has played and started in his first nine career games this season ... Ranks second on the team with 53 tackles and first with 34 solo stops ... Also has three tackles for



loss, a sack, two PBU's and a 10-yard fumble recovery ... **vs. Northern Arizona (Aug. 30)** ... Made his first career start in his first career appearance in the opener vs. Northern Arizona ... Came up with six tackles, including four solo stops ... The six tackles were tied for second on the team ... **at No. 21/23 North Carolina (Sept. 6)** ... Had a game-high 10 tackles (seven solo) at North Carolina ... The seven solo stops also were a game high ... **at Oregon State (Sept. 20)** ... Made a career-high 11 stops (six solo) at Oregon State ... The 11 stops tied J.J. Whittaker for the most of either team ... **vs. UNLV (Sept. 27)** ... Made five tackles (four solo) with his first career sack and tackle for loss in the MW opener vs. UNLV ... **at Fresno State (Oct. 3)** ... Had another good game in his fifth straight start at Fresno State, recording four tackles (two solo), a 3-yard TFL and his first career fumble recovery, which he returned 10 yards ... **at New Mexico (Oct. 10)** ... Logged another start at New Mexico, where he had three solo stops, a TFL and his first career pass breakup ... **vs. Hawai'i (Oct. 18)** ... Came up with three tackles (two solo) in a start against Hawai'i ... **at Nevada (Nov. 1)** ... Made five tackles (three solo) in an eighth consecutive start at Nevada ... **vs. Idaho (Nov. 8)** ... Recorded six stops (three solo) and added a PBU in a start at Warrior vs. Idaho.

- **2013 (Redshirt):** Gained valuable practice experience in his redshirt season, working behind five senior safeties, including 2014 NFL Draft picks Nat Berhe and Eric Pinkins.
- **High School:** Local prospect from Mira Mesa High School ... Two-time first-team all-Eastern League selection and 2012 offensive MVP ... A two-year captain ... As a junior in 2011, had 109 tackles (82 solo) and four pass deflections as a defensive back, while scoring four times and passing for another four scores as a running back, wide receiver and quarterback ... A three-star recruit with a scout grade of 72 by ESPN ... A two-star recruit by both *Rivals.com* and *Scout.com* ... 247Sports.com gave him an 85 and ranked him as the 78th-best safety in the country ... Hit .341 in 2012 for the Marauders with 22 runs, 16 RBIs and 10 stolen bases ... A two-time first-team all-league pick in baseball and team captain in 2012.
- **Personal:** Born Dec. 5, 1994, in San Diego, Calif. ... Son of Phillip and Jamie Lomax ... Picked SDSU over Arizona State, Oregon State and Washington State, and also had interest from Cincinnati, Oregon, Tennessee, UCLA, USC and Washington ... Is majoring in business administration with a focus in marketing.

**Lomax's Career Statistics**

Season	GP	GS	UA	A	TT	TFL	Sk	Int.	PBU	FF	FR
2014	9	9	34	19	53	3.0	1.0	0	2	0	1
<b>Career</b>	<b>9</b>	<b>9</b>	<b>34</b>	<b>19</b>	<b>53</b>	<b>3.0</b>	<b>1.0</b>	<b>0</b>	<b>2</b>	<b>0</b>	<b>1</b>

**Career/2014 Highs:** Tackles: 11 at Oregon State (9/21/14); Tackles For Loss: 1.0 at New Mexico (10/10/14), at Fresno State (10/3/14), vs. UNLV (9/27/14); Sacks: 1.0 vs. UNLV (9/27/14); Passes Broken Up: 1 vs. Idaho (11/8/14), at New Mexico (10/10/14); Fumble Recoveries: 1 at Fresno State (10/3/14).

**Lomax's Career Game-by-Game**

Date	Opponent	GP	GS	UA	A	TT	TFL	Sk.	Int.	PBU	FF	FR
A.30.14	Northern Arizona	1	1	4	2	6	0.0	0.0	0	0	0	0
S.6.14	at 21/23 No. Carolina	1	1	7	3	10	0.0	0.0	0	0	0	0
S.20.14	at Oregon State	1	1	6	5	11	0.0	0.0	0	0	0	0
S.27.14	UNLV*	1	1	4	1	5	1.0	1.0	0	0	0	0
O.3.14	at Fresno State*	1	1	2	2	4	1.0	0.0	0	0	0	1
O.10.14	at New Mexico*	1	1	3	0	3	1.0	0.0	0	1	0	0
O.18.14	Hawai'i*	1	1	2	1	3	0.0	0.0	0	0	0	0
N.1.14	at Nevada*	1	1	3	2	5	0.0	0.0	0	0	0	0
N.8.14	Idaho	1	1	3	3	6	0.0	0.0	0	1	0	0

**Bold indicates season high.** \* - Mountain West game.

**#32 KENDRICK MATHIS**

**Warrior • Sophomore • 6-0 • 195 • Ventura, Calif. • Buena HS**

- **At San Diego State:** Speedy defensive back ... Was listed at No. 3 at one of the Warrior positions after spring ball, but is now slated to back up Trey Lomax for the third straight weekend at Boise State ... Also can return kicks.
- **2014 (Sophomore):** Has played in two games off the bench on the year, making one tackle ... **vs. Northern Arizona (Aug. 30)** ... Did not play in the opener against Northern Arizona ... **at No. 21/23 North Carolina (Sept. 6)** ... Did not travel to play No. 21/23 North Carolina ... **at Oregon State (Sept. 20)** ... Also did not suit up at Oregon State ... **vs. UNLV (Sept. 27)** ... Did not play vs. UNLV ... **at Fresno State (Oct. 3)** ... Did not travel to Fresno State ... **at New Mexico (Oct. 10)** ... Was not on the travel roster to New Mexico ... **vs.**

**Hawai'i (Oct. 18)** ... Did not see any action against Hawai'i ... **at Nevada (Nov. 1)** ... Made his first appearance of the season at Nevada on special teams, including as one of the team's two kick returners, but did not record a stat ... **vs. Idaho (Nov. 8)** ... Played again vs. Idaho, making his first career tackle, an assisted stop.

- **2013 (Freshman):** Moved up the depth chart throughout the season and ended up playing in four of the final five games off the bench ... Logged his first playing time at San José State ... Also saw time at Hawai'i, vs. Boise State and at UNLV.
- **2012 (Redshirt):** Redshirted his first year at SDSU, where he was named an offensive co-scout player of the year.
- **High School:** Played both sides of the ball at Buena High in Ventura, Calif. ... Tallied 36 tackles along with six interceptions and a forced fumble as a senior ... Rushed for 10 touchdowns and scored at least one touchdown in eight of the team's 10 games on the year ... Three-star recruit by *Scout.com*, who earned a Scouts, Inc. grade of 72 ... Ranked No. 78 in ESPN's top recruits from California list.
- **Personal:** Born Jan. 8, 1994, in Ventura, Calif. ... Son of Reece and Karie Mathis ... Has a brother and two sisters ... Aunt, Amelia, played soccer at UCLA ... Also considered Oregon, Hawai'i, Utah and Washington State ... Is majoring in criminal justice.

**Mathis' Career Statistics**

Season	GP	GS	UA	A	TT	TFL	Sk	Int.	PBU	FF	FR
2013	4	0	0	0	0	0.0	0.0	0	0	0	0
2014	2	0	0	1	1	0.0	0.0	0	0	0	0
<b>Career</b>	<b>6</b>	<b>0</b>	<b>0</b>	<b>1</b>	<b>1</b>	<b>0.0</b>	<b>0.0</b>	<b>0</b>	<b>0</b>	<b>0</b>	<b>0</b>

**Career/2014 Highs:** Tackles: 1 vs. Idaho (11/8/14).

**Mathis' Career Game-by-Game**

Date	Opponent	GP	GS	UA	A	TT	TFL	Sk.	Int.	PBU	FF	FR
N.9.13	at San José State*	1	0	0	0	0	0.0	0.0	0	0	0	0
N.16.13	at Hawai'i*	1	0	0	0	0	0.0	0.0	0	0	0	0
N.23.13	Boise State*	1	0	0	0	0	0.0	0.0	0	0	0	0
N.30.13	at UNLV*	1	0	0	0	0	0.0	0.0	0	0	0	0
A.30.14	Northern Arizona	--- Did Not Play ---										
S.6.14	at 21/23 No. Carolina	--- Did Not Play ---										
S.20.14	at Oregon State	--- Did Not Play ---										
S.27.14	UNLV*	--- Did Not Play ---										
O.3.14	at Fresno State*	--- Did Not Play ---										
O.10.14	at New Mexico*	--- Did Not Play ---										
O.18.14	Hawai'i*	--- Did Not Play ---										
N.1.14	at Nevada*	1	0	0	0	0	0.0	0.0	0	0	0	0
N.8.14	Idaho	1	0	0	1	1	0.0	0.0	0	0	0	0

**Bold indicates season high.** \* - Mountain West game.

**#21 NA'IM MCGEE**

**(NYE-eem)**

**Aztec • Sophomore • 6-0 • 220 • Oakland, Calif. • Diablo Valley College**

- **At San Diego State:** Diablo Valley College transfer who joined SDSU in January 2014 for the spring campaign ... Finished spring drills as the starter at the Aztec spot in Rocky Long's 3-3-5 defense, replacing three-year starter and current New York Giant Nat Berhe ... **Has led the team in tackles three times over his career (in just nine games).**
- **2013 (Sophomore):** Has started and played in his first nine career Division I games ... Has 52 tackles (32 solo) on the season with 1.0 tackles for loss for a total of four yards and two quarterback hurries ... The 52 stops rank in a tie for third on the team, while the 32 solos are tied for second ... **vs. Northern Arizona (Aug. 30)** ... Made five tackles, including three of the solo variety, in the opener vs. Northern Arizona ... It was his first collegiate start and game played at the Division I level ... Also added a 4-yard TFL ... **at No. 21/23 North Carolina (Sept. 6)** ... Came up with seven tackles (five solo) at No. 21/23 North Carolina, which tied J.J. Whittaker for second on the team ... **at Oregon State (Sept. 20)** ... Made four tackles (three solo) in a third straight start at Oregon State ... **vs. UNLV (Sept. 27)** ... Had three tackles (two solo) in another start vs. UNLV ... **at Fresno State (Oct. 3)** ... Made four stops (three solo) in his fifth consecutive start at Fresno State ... **at New Mexico (Oct. 10)** ... Had six stops (two solo) in another start at New Mexico ... The six tackles were tied for the third most on the team ... **vs. Hawai'i (Oct. 18)** ... Had a team-high eight tackles (five solo) in a seventh straight start against Hawai'i ... **at Nevada (Nov. 1)** ... Recorded six tackles (five solo) to tie for the team lead at Nevada ... **vs. Idaho (Nov. 8)** ... Had a career-

high nine tackles (four solo) against Idaho ... The nine tackles tied Josh Gavert for the team lead and ranked in a tie for second in the game ... Also added his second quarterback hurry of the year.

- **2013 (At Diablo Valley College):** A first-team all-conference selection in his lone season at Diablo Valley College ... Had 32 tackles (20 solos), four interceptions and a fumble recovery for a touchdown ... Was recruited by Brigham Young, Nevada, San José State and Wyoming out of DVC.
- **High School:** Twice earned All-America honors at Saint Mary's High, where he won three letters ... Was also named all-state and all-area ... Was an all-Tri-City Athletic League selection and Defensive Player of the Year ... Led the team in tackles in two consecutive seasons as a free safety at St. Mary's High ... Was inducted into the Stockton (Calif.) Athletic Hall of Fame ... Was a three-star recruit by *Rivals.com* and a two-star recruit by *247sports.com* ... Received a grade of 77 by *247sports* ... Also lettered in basketball in high school.
- **Personal:** Born April 22, 1995, in Oakland, Calif. ... Son of Danita McGee ... Chose San Diego State over Nevada, San José State and Wyoming ... Is majoring in business management with specialization in entrepreneur management.

### McGee's Career Statistics

Season	GP	GS	UA	A	TT	TFL	Sk	Int.	PBU	FF	FR
2014	9	9	32	20	52	1.0	0.0	0	0	0	0
<b>Career</b>	<b>9</b>	<b>9</b>	<b>32</b>	<b>20</b>	<b>52</b>	<b>1.0</b>	<b>0.0</b>	<b>0</b>	<b>0</b>	<b>0</b>	<b>0</b>

**Career/2014 Highs:** Tackles: 9 vs. Idaho (11/8/14); Tackles For Loss: 1.0 vs. Northern Arizona (8/30/14).

### McGee's Career Game-by-Game

Date	Opponent	GP	GS	UA	A	TT	TFL	Sk.	Int.	PBU	FF	FR
A.30.14	Northern Arizona	1	1	3	2	6	1.0	0.0	0	0	0	0
S.6.14	at 21/23 No. Carolina	1	1	5	2	7	0.0	0.0	0	0	0	0
S.20.14	at Oregon State	1	1	3	1	4	0.0	0.0	0	0	0	0
S.27.14	UNLV*	1	1	2	1	3	0.0	0.0	0	0	0	0
O.3.14	at Fresno State*	1	1	3	1	4	0.0	0.0	0	0	0	0
O.10.14	at New Mexico*	1	1	2	4	6	0.0	0.0	0	0	0	0
O.18.14	Hawai'i*	1	1	5	3	8	0.0	0.0	0	0	0	0
N.1.14	at Nevada*	1	1	5	1	6	0.0	0.0	0	0	0	0
N.8.14	Idaho	1	1	4	5	9	0.0	0.0	0	0	0	0

**Bold indicates season high.** \* - Mountain West game.

## #17 SEAMUS MCMORROW (SHAY-miss)

**Kicker/Punter • Junior • 5-11 • 195 • San Diego, Calif. • St. Augustine HS**

- **At San Diego State:** Local product who took over punting and kickoff responsibilities as a true freshman in 2012 ... Is expected to kick off this weekend again vs. Idaho ... Has enormous power as demonstrated by his 64 touchbacks in 161 kickoffs (39.75 percent), averaging 62.6 yards per attempt ... Also is an athletic tackler with 12 for his career.
- **2014 (Junior):** Has played in all nine of the team's games as the kickoff specialist ... Has kicked off 45 times for 2,843 yards (63.2 avg.) with 13 touchbacks ... Also has seven tackles on special teams ... The seven tackles are the second most on the kickoff unit (Brandon Porter, 9) and the second most among all special teams units (Porter, 10) ... Also has attempted one rugby punt, which went for 13 yards ... **vs. Northern Arizona (Aug. 30)** ... Earned the start in the opener as the team's kickoff guy, booting seven times for 444 yards (63.4 avg.) with two touchbacks ... Also added two solo tackles on the kickoff unit ... **at No. 21/23 North Carolina (Sept. 6)** ... Kicked off again at No. 21/23 North Carolina, averaging 63.2 yards per boot on six attempts (379 yards) with one kickoff ... Also came up with a pair of tackles once again (one solo) ... **at Oregon State (Sept. 20)** ... Was perfect in two kickoffs at Oregon State, posting two touchbacks and a 65.0 average (130 yards) ... **vs. UNLV (Sept. 27)** ... Kicked off seven times for 436 yards (62.3 avg.) with one touchback vs. UNLV ... Also added a solo tackle on the kickoff unit ... **at Fresno State (Oct. 3)** ... Booted four balls for 255 yards (63.8 avg.) at Fresno State ... Also had two solo tackles on the kickoff unit ... **at New Mexico (Oct. 10)** ... Kicked off five times for 331 yards, averaging a career-high 66.2 yards per boot with three touchbacks ... Ended the night with a 73-yard kickoff after a penalty on SDSU's previous touchdown had him boot it from the teams own 20-yard line ... **vs. Hawai'i (Oct. 18)** ... Kicked off five times for 131 yards (63.0 avg.) with one touchback against Hawai'i ... **at Nevada (Nov. 1)** ... Kicked off three times for 178 yards at Nevada, averaging 59.3 yards per boot ... One was a touchback, while another went out of bounds ... Also attempted

his first punt of the season and first since Sept. 28, 2013 at New Mexico State, but the rugby boot went just 13 yards ... **vs. Idaho (Nov. 8)** ... Kicked off six times for 375 yards against Idaho, averaging 62.5 yards per attempt ... Two of the six kickoffs were touchbacks.

- **2013 (Sophomore):** Played in 10 games, kicking off 48 times for 2,969 yards (61.9 avg.) and 18 touchbacks, punting three times for 118 yards (39.3 avg.), going 18-for-20 on PAT's and 0-for-4 on field goal attempts ... Battled injuries late in the season, mainly the ankle of his plant foot ... Also had two tackles on kickoffs ... Did not play in the opener vs. Eastern Illinois ... Made his 2013 debut at No. 3/2 Ohio State, kicking off twice for 129 yards (64.5 avg.), including a touchback to begin the second half ... Started as the kickoff specialist vs. Oregon State, booting seven balls for 430 yards (61.4 avg.) with two touchbacks ... Also came in to punt two times in the second half for 83 yards (41.5 avg.), with one inside the 20 ... Averaged 62.6 yards per kickoff at New Mexico (5-for-313) and also punted once for 35 yards, which landed inside the 20 of the Aggies ... Kicked off seven times for 441 yards against Nevada, averaging 63.0 yards per kickoff ... Four of the seven kickoffs were touchbacks ... Was plenty busy at Air Force, kicking off five times (all touchbacks) for 325 yards and a perfect 65.0 average ... Also came in later in the game and was 1-for-2 in PAT chances ... Kicked off four times for 252 yards (63.0 avg.) with a touchback at No. 15/18 Fresno State ... Also successfully attempted an onside kick, which Tim Vizzi recovered in the fourth quarter ... Was 4-for-4 in PAT's, but missed two field goals, including the game-winner with three seconds left in regulation, which was blocked ... Averaged 58.5 yards per kickoff on six attempts (351 yards) vs. New Mexico, including one touchback ... Also was a perfect 5-for-5 on PAT tries and made a tackle on a kickoff ... Was busy at San José State, going 2-for-3 on PAT's, 0-for-2 on field goal attempts and kicking off six times for 357 yards (59.5 avg.) ... Made all four of his PAT's at Hawai'i and kicked off four times for 243 yards (60.8 avg.) with one touchback ... Was 2-for-2 in PAT opportunities against Boise State and kicked off twice for 128 yards (64.0 avg.) before an injury sidelined him for the better half of the game ... Missed the UNLV game with an ankle injury on his non-kicking foot ... Traveled with the team for the Famous Idaho Potato Bowl vs. Buffalo, but did not play because of the injured ankle.
- **2012 (Freshman):** Earned the team's Outstanding Freshman Award ... Punted 41 times for an average of 41.7 yards to rank seventh in the Mountain West and 48th nationally ... His 33 touchbacks led the league ... Despite playing home games at sea level, nearly half of his kickoffs went for touchbacks (33 of 68) ... He averaged 46.0 yards per punt in San Diego State's five road games ... Eight of his 14 punts on the road went for 50 or more yards ... Also finished with three tackles (two solo) ... Did not play in the opener at Washington ... Took all the kickoffs and punts in the home opener vs. Army ... Averaged 62.6 yards per kickoff on seven attempts and had three touchbacks ... Punted four times for a 36.5 average ... Averaged 62.5 yards per kickoff on eight attempts against North Dakota with six going for touchbacks ... Also punted twice for 96 yards (48.0 avg.), including a 51-yard boot and one inside the 20 ... Did not suit up against San José State ... Returned to action at Fresno State, punting five times for 220 yards (44.0 avg.), including a 50- and 51-yarder ... Also kicked off seven times with two touchbacks ... Punted a season-high six times for 228 yards (38.0 avg.) vs. Hawai'i and averaged 61.2 yards per kickoff ... Had a good all-around game vs. Colorado State, averaging a then career-long 63.7 yards per kickoff with four touchbacks and punting once for 37 yards, which landed at the Rams' 8-yard line ... Had maybe his best all-around game at Nevada, punting four times for 210 yards and a career-high 52.5 average ... All four of his punts were 50 or more yards, including a career-long 56-yarder ... Two of his punts were inside the 20, a career-high mark ... Also kicked off six times with four of them going for a touchback ... Was honored as a honorable-mention CFPA National Punter of the Week ... Punted three times for 144 yards (44.3 avg.), including two inside the 20-yard line, which tied a career high, against UNLV ... Also kicked off five times with two for touchbacks ... Punted three times for 151 yards (50.3 avg.) at Boise State, including two inside the 20 and two for at least 50 yards ... Was picked once again as a honorable-mention CFPA National Punter of the Week ... Also averaged a then career-high 64.8 yards per kickoff on four attempts ... Had a busy day vs. Air Force, punting five times for 182 yards (36.4 avg.) and kickoff off five times for 325 yards and a perfect 65.0 average ... Four of his five kickoffs were touchbacks ... Punted twice for 63 yards (31.5 avg.) at Wyoming ... Also had five of his seven kickoffs not returned for a touchback ... Punted a career-high six times for a 40.7-yard average against Brigham Young in the Poinsettia Bowl ... Two of his boots went for more than 50 yards ... Had three kickoffs in the game, two of which went for touchbacks.
- **High School:** Lettered a nearby St. Augustine High School in San Diego ... Connected on all three of his field-goal attempts at the Prepstar California Classic All-Star Game, including a game-winning 45-yarder as time expired ... Special teams MVP and CIF kicker of the year during his senior year ... Three-star recruit by *Scouts, Inc.* and earned a grade of 75 ... Ranked No. 22 in *ESPN's* 2012 list of top 100 prep kickers.

• **Personal:** Born Feb. 4, 1994, in San Diego, Calif. ... Son of Marian and Jerry McMorrow ... Also played three years of soccer at St. Augustine High ... Sister, Siobhan, plays soccer at Concordia University ... Also recruited by Auburn, Arizona, Boise State, Army, Fresno State, Nevada and Cal Poly ... Is majoring in social science.

**McMorrow's Career Statistics**

**Kicking**

Season	GP	GS	FGM	FGA	Pct.	01-19	20-29	30-39	40-49	50+	Lg.	Blk.
2012	11	0	0	0	N/A	0-0	0-0	0-0	0-0	0	0	0
2013	10	5	0	4	0.0	0-0	0-0	0-3	0-1	0	0	2
2014	9	0	0	0	N/A	0-0	0-0	0-0	0-0	0	0	0
<b>Career</b>	<b>30</b>	<b>5</b>	<b>0</b>	<b>4</b>	<b>0.0</b>	<b>0-0</b>	<b>0-0</b>	<b>0-3</b>	<b>0-1</b>	<b>0</b>	<b>0</b>	<b>2</b>

**Kickoffs**

Season	GP	GS	No.	Yds.	Avg.	TB	OB
2012	11	11	68	4,268	62.8	33	2
2013	10	10	48	2,969	61.9	18	3
2014	9	9	45	2,843	63.2	13	1
<b>Career</b>	<b>30</b>	<b>30</b>	<b>161</b>	<b>10,080</b>	<b>62.6</b>	<b>64</b>	<b>6</b>

**Punting**

Season	GP	GS	No.	Yds.	Avg.	Lg.	TB	FC	50+	I20
2012	11	11	41	1,710	41.7	56	7	9	13	13
2013	10	0	3	118	39.4	42	0	0	0	2
2014	9	0	1	13	13.0	13	0	0	0	0
<b>Career</b>	<b>30</b>	<b>11</b>	<b>45</b>	<b>1,841</b>	<b>40.9</b>	<b>56</b>	<b>7</b>	<b>9</b>	<b>13</b>	<b>15</b>

**Career Highs:** Points: 5 vs. New Mexico (11/2/13); Kickoffs: 9 vs. Hawai'i (10/6/12); Touchbacks (KO): 6 vs. North Dakota (9/15/12); Kickoff Avg. (More than 1 att.): 66.2 (5-for-331) at New Mexico (10/10/14); Punts: 6 vs. Brigham Young (12/20/12), vs. Hawai'i (10/6/12); Punt Yards: 244 vs. Brigham Young (12/20/12); Punt Avg. (More than 1 att.): 52.5 (4-for-210) at Nevada (10/20/12); Punt Long: 56 vs. UNLV (10/27/12), at Nevada (10/20/12).

**2014 Highs:** Kickoffs: 7 vs. UNLV (9/27/14), vs. Northern Arizona (8/30/14); Touchbacks (KO): 3 at New Mexico (10/10/14); Kickoff Avg. (More than 1 att.): 66.2 (5-for-331) at New Mexico (10/10/14); Punts: 1 at Nevada (11/1/14); Punt Yards: 13 at Nevada (11/1/14); Punt Avg. (More than 1 att.): N/A; Long: 13 at Nevada (11/1/14).

**McMorrow's Career Game-by-Game**

**Kicking**

Date	Opponent	GP	GS	PATs		FGs					
				Md.	Att.	Md.	Att.	Long	Blkd.		
A.31.13	Eastern Illinois			--- Did Not Play ---							
S.7.13	at 3/2 Ohio State	1		0	0	0	0	0	0	0	
S.21.13	Oregon State	1		0	0	0	0	0	0	0	
S.28.13	at New Mexico State	1		0	0	0	0	0	0	0	
O.4.13	Nevada*	1		0	0	0	0	0	0	0	
O.10.13	at Air Force*	1		1	2	0	0	0	0	0	
O.26.13	15/18 Fresno State*	1	*	4	4	0	2	0	1		
N.2.13	New Mexico*	1	*	5	5	0	0	0	0		
N.9.13	at San José State*	1	*	2	3	0	2	0	1		
N.16.13	at Hawai'i*	1	*	4	4	0	0	0	0		
N.23.13	Boise State*	1	*	2	2	0	0	0	0		
N.30.13	at UNLV*	--- Did Not Play - Injured ---									
D.21.13	vs. Buffalo&	--- Did Not Play - Injured ---									
A.30.13	Northern Arizona	1		0	0	0	0	0	0		
S.6.14	at 21/23 No. Carolina	1		0	0	0	0	0	0		
S.20.14	at Oregon State	1		0	0	0	0	0	0		
S.27.14	UNLV*	1		0	0	0	0	0	0		
O.3.14	at Fresno State*	1		0	0	0	0	0	0		
O.10.14	at New Mexico*	1		0	0	0	0	0	0		
O.18.14	Hawai'i*	1		0	0	0	0	0	0		
N.1.14	at Nevada*	1		0	0	0	0	0	0		
N.8.14	Idaho	1		0	0	0	0	0	0		

**Kickoffs**

Date	Opponent	GP	GS	No.	Yds.	Avg.	TB	OB
S.1.12	at Washington	--- Did Not Play ---						
S.8.12	Army	1	*	7	438	62.6	3	0
S.15.12	North Dakota	1	*	8	500	62.5	6	0
S.22.12	San José State	--- Did Not Play ---						
S.29.12	at Fresno State*	1	*	7	435	62.1	2	0
O.6.12	Hawai'i*	1	*	9	551	61.2	0	0
O.13.12	Colorado State*	1	*	7	446	63.7	4	0
O.20.12	at Nevada*	1	*	6	357	59.5	4	0
O.27.12	UNLV*	1	*	5	302	60.4	2	1
N.3.12	at 19/14 Boise State*	1	*	4	259	64.8	1	0
N.10.12	Air Force*	1	*	5	325	65.0	4	0
N.24.12	at Wyoming*	1	*	7	452	64.6	5	1
D.20.12	vs. Brigham Young^	1	*	3	193	64.3	2	0
A.31.13	Eastern Illinois	--- Did Not Play ---						
S.7.13	at 3/2 Ohio State	1	*	2	129	64.5	1	0
S.21.13	vs. Oregon State	1	*	7	430	61.4	2	1
S.28.13	at New Mexico State	1	*	5	313	62.6	3	1
O.4.13	Nevada*	1	*	7	441	63.0	4	0
O.10.13	at Air Force*	1	*	5	325	65.0	5	0
O.26.13	15/18 Fresno State*	1	*	4	252	63.0	1	0
N.2.13	New Mexico*	1	*	6	351	58.5	1	0
N.9.13	at San José State*	1	*	6	357	59.5	0	0
N.16.13	at Hawai'i*	1	*	4	243	60.8	1	1
N.23.13	Boise State*	1	*	2	128	64.0	0	0
N.30.13	at UNLV*	--- Did Not Play - Injured ---						
D.21.13	vs. Buffalo&	--- Did Not Play - Injured ---						
A.30.14	Northern Arizona	1	*	7	444	63.4	2	0
S.6.14	at 21/23 No. Carolina	1	*	6	379	62.3	1	0
S.20.14	at Oregon State	1	*	2	130	65.0	2	0
S.27.14	UNLV*	1	*	7	436	62.3	1	0
O.3.14	at Fresno State*	1	*	4	255	63.8	0	0
O.10.14	at New Mexico*	1	*	5	331	66.2	3	0
O.18.14	Hawai'i*	1	*	5	315	63.0	1	0
N.1.14	at Nevada*	1	*	3	178	59.3	1	1
N.8.14	Idaho*	1	*	6	375	62.5	2	0

**Punting**

Date	Opponent	GP	GS	No.	Yds.	Avg.	Net	TB	FC	I20	Lg	
S.1.12	at Washington	--- Did Not Play ---										
S.8.12	at Army	1	*	4	146	36.5	31.8	1	2	1	42	
S.15.12	North Dakota	1	*	2	96	48.0	48.0	0	2	1	51	
S.22.12	San José State	--- Did Not Play ---										
S.29.12	at Fresno State*	1	*	5	220	44.0	41.4	0	1	1	51	
O.6.12	Hawai'i*	1	*	6	228	38.0	30.3	1	0	1	50	
O.13.12	Colorado State*	1	*	1	37	37.0	30.0	0	0	1	37	
O.20.12	at Nevada*	1	*	4	210	52.5	41.5	1	0	2	52	
O.27.12	UNLV*	1	*	3	133	44.3	37.7	1	1	2	56	
N.3.12	at 19/14 Boise State*	1	*	3	151	50.3	45.0	0	0	2	52	
N.10.12	Air Force*	1	*	5	182	36.4	28.4	2	3	1	47	
N.24.12	at Wyoming*	1	*	2	63	31.5	31.5	0	0	1	25	
D.20.12	vs. Brigham Young^	1	*	6	244	40.7	34.5	1	0	0	53	
A.31.13	Eastern Illinois	--- Did Not Play ---										
S.7.13	at 3/2 Ohio State	1		0	0.0	0.0	0.0	0	0	0	0	
S.21.13	Oregon State	1		2	83	41.5	53.0	0	0	1	42	
S.28.13	at New Mexico State	1		1	35	35.0	35.0	0	0	1	35	
O.4.13	Nevada*	1		0	0	0.0	0.0	0	0	0	0	
O.10.13	at Air Force*	1		0	0	0.0	0.0	0	0	0	0	
O.26.13	15/18 Fresno State*	1		0	0	0.0	0.0	0	0	0	0	
N.2.13	New Mexico*	1		0	0	0.0	0.0	0	0	0	0	
N.9.13	at San José State*	1		0	0	0.0	0.0	0	0	0	0	
N.16.13	at Hawai'i*	1		0	0	0.0	0.0	0	0	0	0	
N.23.13	Boise State*	1		0	0	0.0	0.0	0	0	0	0	
N.30.13	at UNLV*	--- Did Not Play - Injured ---										

D.21.13 vs. Buffalo&		--- Did Not Play - Injured ---									
A.30.14	Northern Arizona	1	0	0	0.0	0.0	0	0	0	0	0
S.6.14	at 21/23 No. Carolina	1	0	0	0.0	0.0	0	0	0	0	0
S.20.14	at Oregon State	1	0	0	0.0	0.0	0	0	0	0	0
S.27.14	UNLV*	1	0	0	0.0	0.0	0	0	0	0	0
O.3.14	at Fresno State*	1	0	0	0.0	0.0	0	0	0	0	0
O.10.14	at New Mexico*	1	0	0	0.0	0.0	0	0	0	0	0
O.18.14	Hawai'i*	1	0	0	0.0	0.0	0	0	0	0	0
N.1.14	at Nevada*	1	1	13	13.0	13.0	0	0	0	0	0
O.18.14	Idaho	1	0	0	0.0	0.0	0	0	0	0	0

**Bold** indicates season high. \* - Mountain West game. ^ - 2012 San Diego County Credit Union Poinsettia Bowl (Qualcomm Stadium; San Diego, Calif.). & - 2013 Famous Idaho Potato Bowl (Bronco Stadium; Boise, Idaho). GS - \* in this category indicates the player was on the field the first time San Diego State was in the punt/PAT/FG/KO formation.

**#45 FRED MELIFONWU** (mel-ah-FON-woo)  
**Linebacker • RS-Freshman • 6-5 • 235 • San Diego, Calif. • Lincoln High**

- **At San Diego State:** Originally a defensive end in high school, who moved to linebacker when he arrived at SDSU ... Quick and strong player with long arms ... Is listed as the backup at middle linebacker to senior Cody Galea heading into the Boise State game.
- **2014 (Freshman):** Has played in the team's only nine games, the first of his career ... Has six tackles (five solo), including 2.5 tackles for loss for 20 yards, two sacks for 19 yards and a quarterback hurry ... The two sacks are tied for third on the team ... **vs. Northern Arizona (Aug. 30)** ... Played in his first career game in the opener vs. Northern Arizona off the bench ... Had a good all-around day with four tackles (three solo), 1.5 tackles for loss and a 7-yard sack ... **at No. 21/23 North Carolina (Sept. 6)** ... Saw time off the bench at No. 21/23 North Carolina without finding the stat sheet ... **at Oregon State (Sept. 20)** ... Had another good game off the bench at Oregon State with two solo tackles, including a 12-yard sack (and TFL) ... **vs. UNLV (Sept. 27)** ... Saw time against UNLV off the bench, but did not record a stat ... **at Fresno State (Oct. 3)** ... Played off the bench at Fresno State without recording a stat ... **at New Mexico (Oct. 10)** ... Saw time again off the bench at New Mexico, but didn't find the stat sheet ... **vs. Hawai'i (Oct. 18)** ... Played off the pine again vs. Hawai'i without making the stat sheet ... **at Nevada (Nov. 1)** ... Logged time off the bench at Nevada without finding his name on the stat sheet ... **vs. Idaho (Nov. 8)** ... Also played off the pine vs. Idaho, but did not record a stat.
- **2013 (Redshirt):** Utilized his redshirt season, where he was named the team's defensive co-scout player of the year.
- **High School:** Also played tight end at local Lincoln High School ... Had 81 tackles, 10.5 sacks, four forced fumbles and one fumble recovery as a senior, helping the Hornets to a 10-3 record and a San Diego Section CIF Division III championship ... This was a year after Lincoln was 2-9-1 ... A three-star recruit by *Rivals.com* and *247Sports.com* ... Received a grade of 88 by *247Sports*, and was rated as the 25th-best weakside defensive end in the nation and 61st-best recruit overall in California ... Was ranked 130th among all defensive ends by *Scout.com* ... Also starred at basketball at Lincoln.
- **Personal:** Picked the Aztecs after visiting Nevada and San José State ... Also received offers from Colorado, Colorado State, Hawai'i, New Mexico, New Mexico State, Washington, Washington State and Weber State, while drawing interest from Arizona State, Boise State, California, Missouri, Ohio, Oregon, Oregon State, South Alabama, UCLA, USC, Utah and Wisconsin ... Is majoring in social science.

**Melifonwu's Career Statistics**

Season	GP	GS	UA	A	TT	TFL	Sk	Int.	PBU	FF	FR
2014	9	0	5	1	6	2.5	2.0	0	0	0	0
<b>Career</b>	<b>9</b>	<b>0</b>	<b>5</b>	<b>1</b>	<b>6</b>	<b>2.5</b>	<b>2.0</b>	<b>0</b>	<b>0</b>	<b>0</b>	<b>0</b>

**Career/2014 Highs:** Tackles: 4 vs. Northern Arizona (8/30/14); Tackles For Loss: 1.5 vs. Northern Arizona (8/30/14); Sacks: 1.0 at Oregon State (9/20/14). vs. Northern Arizona (8/30/14).

**Melifonwu's Career Game-by-Game**

Date	Opponent	GP	GS	UA	A	TT	TFL	Sk.	Int.	PBU	FF	FR
A.30.14	Northern Arizona	1	0	3	1	4	1.5	1.0	0	0	0	0
S.6.14	at 21/23 No. Carolina	1	0	0	0	0	0.0	0.0	0	0	0	0
S.20.14	at Oregon State	1	0	2	0	2	1.0	1.0	0	0	0	0

S.27.14	UNLV*	1	0	0	0	0	0.0	0.0	0	0	0	0
O.3.14	at Fresno State*	1	0	0	0	0	0.0	0.0	0	0	0	0
O.10.14	at New Mexico*	1	0	0	0	0	0.0	0.0	0	0	0	0
O.18.14	Hawai'i*	1	0	0	0	0	0.0	0.0	0	0	0	0
N.1.14	at Nevada*	1	0	0	0	0	0.0	0.0	0	0	0	0
N.8.14	Idaho	1	0	0	0	0	0.0	0.0	0	0	0	0

**Bold** indicates season high. \* - Mountain West game.

**#98 SAM MEREDITH**

**Defensive Line • Senior • 6-4 • 290 • La Mesa, Calif. • Helix HS**

- **At San Diego State:** An aggressive athlete who shows good speed for his size ... Earned honorable mention All-Mountain West honors as a true sophomore in 2012 and was voted the team's defensive lineman of the year by the coaching staff ... Played in 24 straight games with starts in 19 consecutive contests before an injury (torn labrum) forced him to come off the bench against Fresno State in 2013 ... The injury saw him miss the spring season ... Has 25 career starts, including six this year at right defensive end.
- **2014 (Senior):** Selected a team captain by his teammates ... Was named to the preseason all-Mountain West second team by *Athlon Sports* ... Is currently battling a shoulder injury ... Has played in all nine games, including a start in six contests ... Has 16 tackles (10 solo), 2.5 tackles for loss, a sack, a pass breakup, a forced fumble, a blocked field goal and a quarterback hurry ... **vs. Northern Arizona (Aug. 30)** ... Made two tackles in a reserve role in the opener vs. Northern Arizona ... Also added 0.5 TFL and was one of three Aztecs with a PBU ... **at No. 21/23 North Carolina (Sept. 6)** ... Made one assisted stop and added a quarterback hurry at No. 21/23 North Carolina ... **at Oregon State (Sept. 20)** ... Earned his first start of the season at Oregon State and first since Oct. 10, 2013 at Air Force ... Came up big with four tackles (three solo), a career-high 2.0 tackles for loss, a sack and his first career forced fumble ... **vs. UNLV (Sept. 27)** ... Had two solo tackles vs. UNLV in another start ... **at Fresno State (Oct. 3)** ... Blocked his second career field goal attempt and made an assisted tackle in another start at Fresno State ... **at New Mexico (Oct. 10)** ... Came off the bench at New Mexico and didn't record a stat ... **vs. Hawai'i (Oct. 18)** ... Made one solo stop in his fourth start of the year vs. Hawai'i ... **at Nevada (Nov. 1)** ... Came up with three solo tackles in a start at Nevada ... **vs. Idaho (Nov. 8)** ... Started again vs. Idaho and had two assisted tackles.
- **2013 (Junior):** Was a preseason second-team all-MW pick by *Athlon Sports* and *Phil Steele* ... Was expected to have surgery on his torn labrum on Nov. 13, but decided to play through the pain and returned at Hawai'i on Nov. 16 ... Wasn't able to play against Boise State, however, and went under surgery on Nov. 27 ... Had six starts on the season and played in eight of the 11 games overall, recording 16 tackles, with 2.0 tackles for loss, two fumble recoveries, a sack, a pass breakup and a blocked kick ... The two fumble recoveries were tied for the 34th most in the nation ... Started the opener at nose tackle vs. Eastern Illinois, but did not record a stat ... Started again at No. 3/2 Ohio State without making a stat ... Started vs. Oregon State and came up with two tackles (both solo), a TFL and a fumble recovery ... Tied a career high with five tackles in another start at New Mexico State ... Also had a PBU and blocked an extra point, which allowed David Lamar to return it for two points ... Started once again vs. Nevada and had three tackles and a fumble recovery ... The recovery came when Damontae Kazez sacked the Wolf Pack quarterback Cody Fajardo in the third quarter, leading to a Tim Vizzi rushing touchdown ... Made three assisted stops in another start at Air Force ... Saw his streak of 19 straight starts come to an end vs. No. 15/18 Fresno State because of a shoulder injury, but did log a solo stop off the bench ... Missed the New Mexico game with the same shoulder injury that made him miss the start vs. Fresno State, ending his consecutive game played streak at 24 ... Did not travel to San José State because of the lingering shoulder surgery, which was expected to cause him to undergo surgery on Nov. 13 ... Instead he decided to play through the pain and played at Hawai'i, making two tackles off the bench, including a 1-yard sack ... It was his first sack of the season and second of his career ... Was not able to play against Boise State because of his shoulder injury and elected to undergo surgery ... Was not on the travel squad at UNLV, having undergone surgery earlier in the week ... Traveled with the team to Boise, Idaho, for the Famous Idaho Potato Bowl, but did not play due to the injury.
- **2012 (Sophomore):** Named an all-Mountain West honorable-mention selection ... Named San Diego State's Defensive Lineman of the Year ... Started (at defensive tackle) and played in all 13 games in 2012 ... One of 10 players to start every game, one of only five on the defensive side of the ball and one of two defensive lineman (Jordan Thomas) ... One of seven players to record a tackle in every game ... Started his first career game in the opener at Washington, making two assisted tackles ... Started again vs. Army and had one solo tackle ... Had

three tackles and his first career sack vs. North Dakota ... Recorded three stops again vs. San José State ... Had three tackles for a third straight game at Fresno State and also registered a career-high 1.5 TFL ... Made two stops vs. Hawai'i ... Had a then career-high four tackles, including 1.0 TFL vs. Colorado State ... Made two stops with 1.0 TFL at Nevada ... Had one tackle vs. UNLV ... Made three tackles at Boise State ... Had a career-high five tackles and his first career fumble recovery vs. Air Force ... Made two tackles and picked up his first career PBU at Wyoming ... Tied a career-high with five stops against Brigham Young in the Poinsettia Bowl, all of the solo variety, including one for a loss.

- **2011 (Freshman):** Played in 12 games but did not start a contest ... Played behind second-team all-Mountain West Conference performer Jerome Long ... Logged four tackles (all solo) with one TFL ... One of four true freshmen to play in the opener vs. Cal Poly, coming in as a reserve in the second half ... Played, but did not log a stat for the second consecutive outing at Army ... First career tackle in the win over Washington State ... Only stop at Michigan was for a loss of 2 yards ... One solo effort in the loss to TCU ... Was a reserve at Air Force, vs. Wyoming and vs. New Mexico ... Did not play at Colorado State ... Made one tackle against Boise State ... Played, but did not record a stat against UNLV ... Logged snaps against Fresno State the following game ... Saw playing time in the New Orleans Bowl, but did not record a stat.
- **High School:** A three-star signee by *Rivals.com* ... A three-star recruit by *ESPN.com* who received a *Scouts, Inc.* grade of 77 and is listed as the No. 45 tight end recruit ... Earned all-CIF defensive line honors, recording six sacks through 10 games as a senior ... Named East County League Defensive Player of the Year and *Prep Pigskin Report* lineman of the year ... As a junior, was an East County first-team selection as both a tight end and defensive end ... Also saw action at Helix as an offensive lineman ... Lettered in basketball and track.
- **Personal:** Born Jan. 31, 1993, in Honolulu, Hawaii ... Son of Rachel and Sam Meredith ... Cousin is Trask Iosefa, who was a four-year starting center at SDSU from 2007-10 ... Chose the Aztecs over Stanford, Brigham Young, Arizona and Utah ... Is majoring in social science.

**Meredith's Career Statistics**

Season	GP	GS	UA	A	TT	TFL	Sk	Int.	PBU	FF	FR
2011	12	0	4	0	4	1.0	0.0	0	0	0	0
2012	13	13	21	15	36	5.5	1.0	0	1	0	1
2013	8	6	7	9	16	2.0	1.0	0	1	0	2
2014	9	6	10	6	16	2.5	1.0	0	1	1	0
<b>Career</b>	<b>42</b>	<b>25</b>	<b>42</b>	<b>30</b>	<b>72</b>	<b>11.0</b>	<b>3.0</b>	<b>0</b>	<b>3</b>	<b>1</b>	<b>3</b>

**Career Highs:** Tackles: 5 at New Mexico State (9/28/13), vs. Brigham Young (12/20/12), vs. Air Force (11/10/12); Tackles For Loss: 2.0 at Oregon State (9/20/14); Sacks: 1.0 at Oregon State (9/20/14), at Hawai'i (11/16/13), vs. North Dakota (9/15/12); Passes Broken Up: 1 vs. Northern Arizona (8/30/14), at New Mexico State (9/28/13), at Wyoming (11/24/12); Forced Fumbles: 1 at Oregon State (9/20/14); Fumble Recoveries: 1 vs. Nevada (10/4/13), vs. Oregon State (9/21/13), vs. Air Force (11/10/12); Blocked Kicks: 1 at Fresno State (10/3/14), at New Mexico State (9/28/13).

**2014 Highs:** Tackles: 4 at Oregon State (9/20/14); Tackles For Loss: 2.0 at Oregon State (9/20/14); Sacks: 1.0 at Oregon State (9/20/14); Forced Fumbles: 1 at Oregon State (9/20/14); Passed Broken Up: 1 vs. Northern Arizona (8/30/14); Blocked Kicks: 1 at Fresno State (10/3/14).

**Meredith's Career Game-by-Game**

Date	Opponent	GP	GS	UA	A	TT	TFL	Sk	Int.	PBU	FF	FR
S.3.11	Cal Poly	1	0	0	0	0	0.0	0.0	0	0	0	0
S.10.11	at Army	1	0	0	0	0	0.0	0.0	0	0	0	0
S.17.11	Washington State	1	0	1	0	1	0.0	0.0	0	0	0	0
S.24.11	at 22/21 Michigan	1	0	1	0	1	1.0	0.0	0	0	0	0
0.8.11	TCU*	1	0	1	0	1	0.0	0.0	0	0	0	0
0.13.11	at Air Force*	1	0	0	0	0	0.0	0.0	0	0	0	0
0.29.11	Wyoming*	1	0	0	0	0	0.0	0.0	0	0	0	0
N.5.11	New Mexico*	1	0	0	0	0	0.0	0.0	0	0	0	0
N.12.11	at Colorado State*	--- Did Not Play - Injured ---										
N.19.11	10/11 Boise State*	1	0	1	0	1	0.0	0.0	0	0	0	0
N.26.11	at UNLV*	1	0	0	0	0	0.0	0.0	0	0	0	0
D.3.11	Fresno State*	1	0	0	0	0	0.0	0.0	0	0	0	0
D.17.11	vs. La.-Lafayette`	1	0	0	0	0	0.0	0.0	0	0	0	0
S.1.12	at Washington	1	1	0	2	2	0.0	0.0	0	0	0	0
S.8.12	Army	1	1	1	0	1	0.0	0.0	0	0	0	0
S.15.12	North Dakota	1	1	1	2	3	1.0	1.0	0	0	0	0
S.22.12	San José State	1	1	2	1	3	0.0	0.0	0	0	0	0

S.29.12	at Fresno State*	1	1	2	1	3	1.5	0.0	0	0	0	0
0.6.12	Hawai'i*	1	1	2	0	2	0.0	0.0	0	0	0	0
0.13.12	Colorado State*	1	1	2	2	4	1.0	0.0	0	0	0	0
0.20.12	at Nevada*	1	1	2	0	2	1.0	0.0	0	0	0	0
0.27.12	UNLV*	1	1	0	1	1	0.0	0.0	0	0	0	0
N.3.12	at 19/14 Boise State*	1	1	2	1	3	0.0	0.0	0	0	0	0
N.10.12	Air Force*	1	1	2	3	5	0.0	0.0	0	0	0	1
N.24.12	at Wyoming*	1	1	0	2	2	0.0	0.0	0	1	0	0
D.20.12	vs. Brigham Young^	1	1	5	0	5	1.0	0.0	0	0	0	0
A.31.13	Eastern Illinois	1	1	0	0	0	0.0	0.0	0	0	0	0
S.7.13	at 3/2 Ohio State	1	1	0	0	0	0.0	0.0	0	0	0	0
S.21.13	Oregon State	1	1	2	0	2	1.0	0.0	0	0	0	1
S.28.13	at New Mexico State	1	1	2	3	5	0.0	0.0	0	1	0	0
0.4.13	Nevada*	1	1	1	2	3	0.0	0.0	0	0	0	1
0.10.13	at Air Force*	1	1	0	3	3	0.0	0.0	0	0	0	0
0.26.13	15/18 Fresno State*	1	0	1	0	1	0.0	0.0	0	0	0	0
N.2.13	New Mexico*	--- Did Not Play - Injured ---										
N.9.13	at San José State*	--- Did Not Play - Injured ---										
N.16.13	at Hawai'i*	1	0	1	0	1	1.0	1.0	0	0	0	0
N.23.13	Boise State*	--- Did Not Play - Injured ---										
N.30.13	at UNLV*	--- Did Not Play - Injured ---										
D.21.13	vs. Buffalo&	--- Did Not Play - Injured ---										
A.30.14	Northern Arizona	1	0	1	1	2	0.5	0.0	0	1	0	0
S.6.14	at 21/23 No. Carolina	1	0	0	1	1	0.0	0.0	0	0	0	0
S.20.14	at Oregon State	1	1	3	1	4	2.0	1.0	0	0	1	0
S.27.14	UNLV*	1	1	2	0	2	0.0	0.0	0	0	0	0
0.3.14	at Fresno State*	1	1	0	1	1	0.0	0.0	0	0	0	0
0.10.14	at New Mexico*	1	0	0	0	0	0.0	0.0	0	0	0	0
0.18.14	Hawai'i*	1	1	1	0	1	0.0	0.0	0	0	0	0
N.1.14	at Nevada*	1	1	3	0	3	0.0	0.0	0	0	0	0
N.8.14	Idaho	1	1	0	2	2	0.0	0.0	0	0	0	0

**Bold** indicates season high. \* - Mountain West game. ` - 2011 L+R Carrier New Orleans Bowl (Mercedes-Benz Stadium; New Orleans, La.). ^ - 2012 San Diego County Credit Union Poinsettia Bowl (Qualcomm Stadium; San Diego, Calif.). & - 2013 Famous Idaho Potato Bowl (Bronco Stadium; Boise, Idaho).

**#82 LLOYD MILLS**

**Wide Receiver • Sophomore • 5-10 • 165 • Chandler, Ariz. • Chandler HS**

- **At San Diego State:** Speedy, explosive receiver with good hands ... Is listed as the 'Z' widestout starter for the second straight heading into the Boise State contest ... Is also the team's main punt returner.
- **2014 (Sophomore):** Was named to the Mountain West midseason first team by Phil Steele as a punt returner ... Has played in the team's only nine games as a punt returner and wide receiver ... Has 17 catches for 243 yards (14.3 avg.) and a touchdown, and four rushes for 103 yards (25.8 avg.) ... Also has all but two of SDSU's 18 punt returns, returning 16 for 179 yards (11.2 avg.), including a 67-yard touchdown ... Is one of 38 players in the nation with a punt return for a touchdown this season ... Ranks second in the MW and 19th in the nation in punt return average (11.2) ... Has six plays from scrimmage (three rushing, three receiving) that have gone for at least 20 yards, which ranks second on the team ... **vs. Northern Arizona (Aug. 30)** ... Played in the opener as a wide receiver and as the team's punt returner ... Had a 33-yard rush, which was the longest attempt of the game and the first of his career ... Also returned four punts for 85 yards (21.2 avg.), including a 67-yard touchdown in the fourth quarter ... That was SDSU's third punt return for a touchdown over a four-game stretch (dating back to last year) and the seventh special teams touchdown by the Aztecs in the Rocky Long head coaching era (since 2011) ... Was one of only 10 players with a punt return for a touchdown in the opening week of FBS play ... Was named a CFPA Punt Returner of the Week for his efforts ... **at No. 21/23 North Carolina (Sept. 6)** ... Had his first two career catches for 22 yards (11.0 avg.) at No. 21/23 North Carolina ... Also returned a punt two yards ... **at Oregon State (Sept. 20)** ... Made his first career start at wide receiver at Oregon State and took advantage with three catches and 25 yards (11.7 avg.) ... Also set a career high with 36 rushing yards, all coming on a career-long 36-yard attempt ... Also returned two punts for 22 yards (11.0 avg.) ... **vs. UNLV (Sept. 27)** ... Caught a 45-yard pass and had a 36-yard rush off the bench against UNLV, averaging 40.5 yards per play on the night ... The 45-yard reception

was a career long and the 36-yard attempt tied a career long ... **at Fresno State (Oct. 3)** ... Caught two passes for 18 yards (9.0 avg.) off the bench at Fresno State ... Also returned three punts for minus-3 yards ... **at New Mexico (Oct. 10)** ... Came off the bench again at New Mexico, where he returned two punts for 14 yards (7.0 avg.) ... **vs. Hawai'i (Oct. 18)** ... Had four receptions for 42 yards against Hawai'i, including a 26-yard touchdown ... The four catches were a career and team high, while the 42 yards were three off his career high ... The touchdown was his first career receiving score and second overall (also had a punt return for a touchdown in the opener vs. NAU) ... **at Nevada (Nov. 1)** ... Had another big game off the bench at Nevada, catching three passes for a career-high and game-high 52 yards (17.3 avg.) ... Also returned three punts for 55 yards (18.3 avg.), including a long of 53 yards ... Added a rush that was a 2-yard loss ... **vs. Idaho (Nov. 8)** ... Made his second career start at wide receiver vs. Idaho and had two catches for 29 yards ... Also had a 4-yard punt return.

- **2013 (Freshman):** Played in one game as a freshman, coming off the bench without recording a stat vs. Nevada.
- **2012 (Redshirt):** Redshirted as a true freshman.
- **High School:** Ranked No. 18 in the 2011 *MaxPreps.com* Arizona football player rankings for receivers ... Scored eight touchdowns last year in helping the Wolves go 8-4 overall and 3-2 in league play ... 2011 all-Arizona Division 1 team by the Arizona Republic ... Member of the National Honors Society and was a distinguished scholar ... The 55th-ranked recruit out of the state of Arizona by ESPN ... Earned a Scouts, Inc. grade of 69.
- **Personal:** Born Feb. 3, 1994, in Chandler, Ariz. ... Son of Clarence and Janice Mills ... Has three brothers and an older sister ... Was also recruited by Colorado, Northern Arizona, Montana and Air Force ... Is majoring in criminal justice.

**Mills' Career Statistics**

**Receiving**

Season	GP	GS	Rec.	Yds.	Avg.	Long	TD	Rec/Gm	Yds/Gm.
2013	1	0	0	0	0.0	0	0	0.0	0.0
2014	9	2	17	243	14.3	45	1	1.9	27.0
<b>Career</b>	<b>10</b>	<b>2</b>	<b>17</b>	<b>243</b>	<b>14.3</b>	<b>45</b>	<b>1</b>	<b>1.7</b>	<b>24.3</b>

**Punt Returns**

Season	GP	GS	No.	Yds.	Avg.	Long	TD	All-Purpose Total Yds/Gm.
2013	1	0	0	0	0.0	0	0	0.0
2014	9	9	16	179	11.2	67	1	525
<b>Career</b>	<b>10</b>	<b>9</b>	<b>16</b>	<b>179</b>	<b>11.2</b>	<b>67</b>	<b>1</b>	<b>525</b>

**Rushing**

Season	GP	GS	Att.	Yds.	TD	Avg.	Long	Yds/Gm
2013	1	0	0	0	0	0.0	0	0.0
2014	9	2	4	103	0	25.8	36	11.4
<b>Career</b>	<b>10</b>	<b>2</b>	<b>4</b>	<b>103</b>	<b>0</b>	<b>25.8</b>	<b>36</b>	<b>10.3</b>

**Career/2014 Highs:** Receptions: 4 vs. Hawai'i (10/18/14); Receiving Yards: 45 at Nevada (11/1/14); Receiving Touchdowns: 1 vs. Hawai'i (10/18/14); Long Reception: 45 vs. UNLV (9/27/14); Carries: 1, 4 times; Rushing Yards: 36 vs. UNLV (9/27/14), at Oregon State (9/20/14); Long Rush: 36 vs. UNLV (9/27/14), at Oregon State (9/20/14); Punt Returns: 4 vs. Northern Arizona (8/30/14); Punt Return Yards: 85 vs. Northern Arizona (8/30/14); Punt Return Touchdowns: 1 vs. Northern Arizona (8/30/14); Long Punt Return: 67 vs. Northern Arizona (8/30/14).

**Mills' Career Game-by-Game**

**Receiving**

Date	Opponent	GP	GS	No.	Yds.	Avg.	Lg.	TD	TD Lengths
0.4.13	Nevada*	1	0	0	0	0.0	0	0	
A.30.14	Northern Arizona	1	0	0	0	0.0	0	0	
S.6.14	at 21/23 No. Carolina	1	0	2	22	11.0	17	0	
S.20.14	at Oregon State	1	1	3	35	11.7	19	0	
S.27.14	UNLV*	1	0	1	45	<b>45.0</b>	<b>45</b>	0	
0.3.14	at Fresno State*	1	0	2	18	9.0	12	0	
0.10.14	at New Mexico*	1	0	0	0	0.0	0	0	
0.18.14	Hawai'i*	1	0	4	42	10.5	26	1	<b>26</b>
N.1.14	at Nevada*	1	0	3	52	17.3	23	0	
N.8.14	Idaho	1	1	2	29	14.5	19	0	

**Punt Returns**

Date	Opponent	GP	GS	No.	Yds.	Avg.	Lg.	TD	TD Lengths
A.30.14	Northern Arizona	1	*	4	85	21.3	67	1	<b>67</b>
S.6.14	at 21/23 No. Carolina	1	*	1	2	2.0	2	0	
S.20.14	at Oregon State	1	*	2	22	11.0	15	0	
S.27.14	UNLV*	1	*	0	0	N/A	0	0	
0.3.14	at Fresno State*	1	*	3	-3	-1.0	0	0	
0.10.14	at New Mexico*	1	*	2	14	7.0	9	0	
0.18.14	Hawai'i*	1	*	0	0	N/A	0	0	
N.1.14	at Nevada*	1	*	3	55	18.3	53	0	
N.8.14	Idaho	1	*	1	4	4.0	4	0	

**Bold** indicates season high. \* - Mountain West game. GS - \* in this category the player was on the field the first time San Diego State was in the punt return formation.

**#54 CALVIN MUNSON**

**Linebacker • Sophomore • 6-1 • 235 • St. Charles, Mo. • Francis Howell HS**

- **At San Diego State:** Worked his way up from special teams to seeing time at middle linebacker as a true freshman last year ... Is a big, strong tackler ... Is listed as starting right outside linebacker after fall drills ... Was drafted with the 935th overall pick in the 31st round of the MLB Draft by the St. Louis Cardinals in June ... Has led the Aztecs in tackles once over his career.
- **2014 (Sophomore):** Was named to the Mountain West midseason second team by Phil Steele ... Has started and played in all nine games this season as a true sophomore ... Has 52 tackles (30 solo), including 7.5 tackles for loss, two interceptions for 90 yards, two sacks, a forced fumble and two quarterback hurries ... Has an interception long of 64 yards, which is the 22nd longest in FBS this season ... Is ranked in a tie for ninth in the MW with 0.22 interceptions per game ... His 90 interception return yards are the 22nd most in the country ... Is tied for the team lead in interceptions, and forced fumbles, and is second in TFL and tied for third in tackles ... Numbers over the first three games: 13 tackles, 1.5 TFL, 0.0 sacks, 1 INT, 0 FF. Numbers over the past six games (five of them MW contests): 39 tackles, 6.0 TFL, 2.0 sacks, 1 INT, 1 FF ... **vs. Northern Arizona (Aug. 30)** ... Made his first career start in the opener vs. Northern Arizona, where he had two tackles, 0.5 TFL and a 64-yard interception ... The 64-yard interception return, which was the longest in Division I for the first week of play, got SDSU to the 1-yard line, where Donnel Pumphrey punched it in from a yard out ... Both the interception and the 0.5 TFL were the first of his career ... **at No. 21/23 North Carolina (Sept. 6)** ... Had five stops (three solo) and a career-high 1.0 tackles for loss at No. 21/23 North Carolina ... **at Oregon State (Sept. 20)** ... Came up with six tackles (one solo) at Oregon State ... **vs. UNLV (Sept. 27)** ... Had five tackles (four solo), his first career sack and a 26-yard interception against UNLV ... **at Fresno State (Oct. 3)** ... Had a career game at Fresno State, making a career-high 12 tackles (seven solo), a career-best 3.0 tackles for loss, a sack and his first career forced fumble ... The 12 tackles were the most by an Aztec this season and was the first time he led the team in tackles over his career ... His previous best was six heading into the game ... **at New Mexico (Oct. 10)** ... Started for a sixth straight game at New Mexico, making eight tackles (five solo) with 1.0 tackles for loss ... The eight tackles ranked second on the team and were the fourth most in the game ... **vs. Hawai'i (Oct. 18)** ... Came up with seven tackles (five solo) in another start against Hawai'i along with a tackle for loss ... The seven stops ranked second on the team ... **at Nevada (Nov. 1)** ... Made his eighth straight start at Nevada and had two solo tackles ... **Idaho (Nov. 8)** ... Had a five-tackle game vs. Idaho in another start and added his first two quarterback hurries.
- **2013 (Freshman):** Played in 11 games as a true freshman, registering four tackles (three solo) ... Saw time on special teams and as a middle linebacker ... Did not play in the opener vs. Eastern Illinois ... Was on the travel roster to No. 3/2 Ohio State, but did not play ... Saw his first career action on special teams vs. Oregon State ... Logged playing time vs. New Mexico State without recording a stat ... Played again vs. Nevada, but did not find the stat sheet ... Saw time at Air Force without making a stat ... Played vs. No. 15/18 Fresno State without finding the stat sheet ... Played again against New Mexico with more time at middle linebacker, but did not record a stat ... Saw time again at special teams and MLB at San José State without making a stat ... Had his first three career tackles (two solo) at Hawai'i ... Played again vs. Boise State, but did not make a stat ... Saw time in the regular season finale at UNLV without finding the stat sheet ... Made one solo tackle in a reserve role vs. Buffalo in the Famous Idaho Potato Bowl.
- **High School:** A linebacker, who was named the GAC South defensive player of the year after making an eye-popping 193 tackles, nine sacks and three interceptions as a senior in 2012 ... The 193 tackles were the most in the greater St. Louis area ... Named a first-team all-state se-

lection as a senior and earned second-team honors as a junior ... As a senior, was chosen as the defensive state player of the year by both the coaches and media ... Was a two-time first-team all-league selection ... Also saw some time as a wildcat-formation quarterback, where he rushed for 150 yards and four scores ... Helped lead Francis Howell to a 12-2 record as a team captain in 2012, where it was Missouri Class 6 runner-ups ... The Vikings also were 9-4 in 2011, advancing to the Class 6 semifinals for the first time, and 10-2 in 2010... Is a two-star recruit by both *Rivals.com* and *Scout.com* ... Also was ranked as the 98th-best middle linebacker by *Scout.com* ... A three-star athlete who also played basketball and baseball and can throw in the low 90s as a right-handed pitcher ... As a senior, led Francis Howell to a Missouri Class 5 state title and a 33-5 record, going 9-0 on the mound with a 0.64 ERA and 74 strikeouts and hitting .434 with nine home runs and 46 RBIs ... As a junior, went 4-4 with a 1.34 ERA, while striking out 56 in 57 2/3 innings ... Was drafted with the 935th overall pick in the 31st round of the MLB Draft by the St. Louis Cardinals in June ... A team captain in both football and baseball.

● **Personal:** Born Dec. 27, 1994, in Beaverton, Ore. ... Son of Kristen and Kurt Munson ... Father, Kurt, was a defensive lineman at Oregon State ... Was also recruited by Ohio and Toledo, and received more scholarship offers from Missouri State, Murray State, Tennessee-Martin and Southern Illinois ... Received more interest from Arizona State, California, Illinois, Iowa and Missouri ... Also considered Wyoming, Hawai'i and Fresno State ... Is majoring in business administration with a focus in marketing.

**Munson's Career Statistics**

Season	GP	GS	UA	A	TT	TFL	Sk	Int.	PBU	FF	FR
2013	11	0	3	1	4	0.0	0.0	0	0	0	0
2014	9	9	30	22	52	7.5	2.0	2	0	1	0
<b>Career</b>	<b>20</b>	<b>9</b>	<b>33</b>	<b>23</b>	<b>56</b>	<b>7.5</b>	<b>2.0</b>	<b>2</b>	<b>0</b>	<b>1</b>	<b>0</b>

**Career/2014 Highs:** Tackles: 12 at Fresno State (10/3/14); Tackles For Loss: 3.0 at Fresno State (10/3/14); Sacks: 1.0 at Fresno State (10/3/14), vs. UNLV (9/27/14); Interceptions: 1 vs. UNLV (9/27/14), vs. Northern Arizona (8/30/14); Forced Fumbles: 1 at Fresno State (10/3/14).

**Munson's Career Game-by-Game**

Date	Opponent	GP	GS	UA	A	TT	TFL	Sk.	Int.	PBU	FF	FR
A.31.13	Eastern Illinois			--- Did Not Play ---								
S.7.13	at 3/2 Ohio State			--- Did Not Play ---								
S.21.13	Oregon State	1	0	0	0	0	0.0	0.0	0	0	0	0
S.28.13	at New Mexico State	1	0	0	0	0	0.0	0.0	0	0	0	0
O.4.13	Nevada*	1	0	0	0	0	0.0	0.0	0	0	0	0
O.10.13	at Air Force*	1	0	0	0	0	0.0	0.0	0	0	0	0
O.26.13	15/18 Fresno State*	1	0	0	0	0	0.0	0.0	0	0	0	0
N.2.13	New Mexico*	1	0	0	0	0	0.0	0.0	0	0	0	0
N.9.13	at San José State*	1	0	0	0	0	0.0	0.0	0	0	0	0
N.16.13	at Hawai'i*	1	0	2	1	3	0.0	0.0	0	0	0	0
N.23.13	Boise State*	1	0	0	0	0	0.0	0.0	0	0	0	0
N.30.13	at UNLV*	1	0	0	0	0	0.0	0.0	0	0	0	0
D.21.13	vs. Buffalo&	1	0	1	0	1	0.0	0.0	0	0	0	0
A.30.14	Northern Arizona	1	1	1	1	2	0.5	0.0	1	0	0	0
S.6.14	at 21/23 No. Carolina	1	1	3	2	5	1.0	0.0	0	0	0	0
S.20.14	at Oregon State	1	1	1	5	6	0.0	0.0	0	0	0	0
S.27.14	UNLV*	1	1	4	1	5	1.0	1.0	1	0	0	0
O.3.14	at Fresno State*	1	1	7	5	12	3.0	1.0	0	0	1	0
O.10.14	at New Mexico*	1	1	5	3	8	1.0	0.0	0	0	0	0
O.18.14	Hawai'i*	1	1	5	2	7	1.0	0.0	0	0	0	0
N.1.14	at Nevada*	1	1	2	0	2	0.0	0.0	0	0	0	0
N.8.14	Idaho	1	1	2	3	5	0.0	0.0	0	0	0	0

**Bold** indicates season high. \* - Mountain West game. & - 2013 Famous Idaho Potato Bowl (Bronco Stadium; Boise, Idaho).

**#53 LENICIO NOBLE (luh-KNEE-see-oh)**  
**Offensive Line • Junior • 6-2 • 285 • Las Vegas, Nev. • Phoenix CC**

- **At San Diego State:** Junior college transfer who joined SDSU in the spring of 2013 ... Is listed as the starting center at Boise State for the eighth straight week.
- **2014 (Junior):** Has played in seven games, all starts at center over the past seven contests

... Dressed, but did not see any action in the opener vs. Northern Arizona ... Was on the travel squad to North Carolina, but did not see any action ... Made his first career Division I start in his first career game at center at Oregon State ... Started again vs. UNLV, at Fresno State, at New Mexico, against Hawai'i, at Nevad and vs. Idaho.

- **2013 (Redshirt):** Redshirted his first year at SDSU, but was on the traveling squad for a few games.
- **2011-12 (at Phoenix CC):** Was a second-team all-Western States Football League (WSFL) pick as a sophomore in 2012 and a first-team all-Arizona Community College Athletic Conference (ACCAC) selection ... A three-star recruit by ESPN with a scout grade of 73 ... Received a 76 by 247Sports ... Received two stars from *Rivals.com*, *Scout.com* and *247Sports.com* ... 247Sports rated him as the 13th-best offensive guard in the nation and 28th overall in Arizona.
- **High School:** Played his high school ball at Cheyenne High School in Las Vegas, Nev.
- **Personal:** Born June 25, 1993, in Las Vegas, Nev ... Son of Earnest James and Genevieve Batiste ... Majoring in social science.

**Noble's Career Statistics**

Season	GP	GS
2014	7	7
<b>Career</b>	<b>7</b>	<b>7</b>

**Noble's Career Game-by-Game**

Date	Opponent	GP	GS/POS
A.30.14	Northern Arizona	---	Did Not Play ---
S.6.14	at 21/23 No. Carolina	---	Did Not Play ---
S.20.14	at Oregon State	1	C
S.27.14	UNLV*	1	C
O.3.14	at Fresno State*	1	C
O.10.14	at New Mexico*	1	C
O.18.14	Hawai'i*	1	C
N.1.14	at Nevada*	1	C
N.8.14	Idaho	1	C

\* - Mountain West game.

**#97 DONTRELL ONUOHA (On-know-ah)**  
**Defensive Line • Senior • 6-2 • 290 • Indio, Calif. • La Quinta HS**

- **At San Diego State:** Excellent athlete who runs well and has given the Aztecs much needed depth on the defensive line ... Is in his fifth year in the program and the senior has played in 33 games and made 15 starts on the field ... Sat out the spring season with an injury, but started at right defensive end in the first two games and again at New Mexico ... Is expected to back up Alex Barrett at defensive tackle against Boise State after battling arm injuries this season ... Has switched back and forth between defensive end (2011-12, 2014) and defensive tackle (2013) over his career ... Is the only Aztec who has at least one start in each of the past four years (one in 2011, four in 2012, seven in 2013 and three in 2014).
- **2014 (Senior):** Has played in all eight games this season with starts in the first two and later at New Mexico ... Has 17 tackles (seven solo), two tackles for loss, a sack, an interception and two quarterback hurries on the year ... **vs. Northern Arizona (Aug. 30)** ... Made the start at right defensive end in the opener vs. Northern Arizona, where he contributed two assisted stops ... **at No. 21/23 North Carolina (Sept. 6)** ... Had two solo tackles and a quarterback hurry at No. 21/23 North Carolina ... **at Oregon State (Sept. 20)** ... Made one assisted stop off the bench at Oregon State ... **vs. UNLV (Sept. 27)** ... Played again vs. UNLV without finding the stat sheet ... **at Fresno State (Oct. 3)** ... Had arguably the best game of the season with three tackles, including a 5-yard sack (and TFL) ... **at New Mexico (Oct. 10)** ... Had a season-high four tackles (three solo) and a 3-yard tackle for loss in a start at New Mexico ... **vs. Hawai'i (Oct. 18)** ... Came off the bench vs. Hawai'i, making one solo tackle ... **at Nevada (Nov. 1)** ... Had an assisted tackle and had his first career interception at Nevada ... **vs. Idaho (Nov. 8)** ... Made three assisted stops in a reserve role vs. Idaho.
- **2013 (Junior):** Played in all 13 games with seven straight starts to close the season ... Had 26 tackles, 1.5 tackles for loss and a pass breakup ... Made on tackle in a reserve role in the opener vs. Eastern Illinois ... Came off the bench again at No. 3/2 Ohio State and had an assisted tackle ... Saw playing time vs. Oregon State without making it to the stat sheet ... Played again at New Mexico State, but didn't record a stat ... Saw time off the bench vs. Nevada without recording a stat ... Had two solo tackles, including a TFL, in the Aztec win at Air Force

... Earned his first start of the season vs. No. 15.18 Fresno State, along with his first ever at defensive tackle, first overall since Sept. 22, 2012 vs. San José State and sixth of his career ... Ended up with two tackles and his first career PBU ... Came up with assisted stops in another start at defensive tackle vs. New Mexico ... Had a career-high six tackles (three solo) in a third straight start at San José State ... Made four stops and 0.5 TFL in a fourth consecutive start at Hawai'i ... Finished with three tackles (two solo) against Boise State in another start ... Recorded three stops in a sixth straight start at UNLV ... Made two solo tackles in another start vs. Buffalo in the Famous Idaho Potato Bowl.

- 2012 (Sophomore): Slated as the starter at defensive end and made the start in each of the first four games of the season ... Left the squad for approximately three weeks for personal reasons ... Although he returned to the team, he did not play following the game at Fresno State (Sept. 29) and missed the rest of the season ... Had nine tackles with seven resulting in gains of one yard or less for the opposition ... Made his second career start in the season opener at Washington, logging three assisted tackles ... Recorded three tackles for the second consecutive week vs. Army ... Once again earned the start vs. North Dakota and had two unassisted stops ... Credited with a solo tackle on a running play that resulted in no gain vs. San José State, making his fourth consecutive start of the season ... Did not play against Fresno State, Hawai'i, Colorado State, Nevada, UNLV, Boise State, Air Force, Wyoming and Brigham Young in the Poinsettia Bowl.
• 2011 (Freshman): Made 13 tackles (10 solo) ... Had two tackles for a loss for seven yards and recorded a 6-yard sack ... Had his first tackle in his first collegiate game vs. Cal Poly, coming off the bench ... Traveled, but did not play at Army ... Second action of the season came against TCU, posting his second career tackle ... Had a season-high five tackles at Air Force, and added two tackles for a loss (his first of his career) and his first sack ... Had two stops vs. Wyoming ... Recorded two tackles vs. New Mexico ... Logged action at Colorado State ... Had two stops in another start vs. Boise State before leaving with an injury ... Missed the final three games (at UNLV, vs. Fresno State and vs. Louisiana-Lafayette) with an injured back.
• 2010 (Redshirt): Redshirted as a true freshman.
• High School: Helped La Quinta High, under head coach Dan Armstrong, to three league titles and one runner-up finish over his four seasons ... Was a three-time all-league selection and two-time all-CIF pick ... Named the league's lineman of the year ... Two-year captain ... A three-star recruit according to Rivals.com.
• Personal: Born Feb. 12, 1992, in Long Beach, Calif ... Son of Debbie Woods and Carl Walker ... Chose San Diego State over Colorado, Fresno State, Nevada, New Mexico State and UNLV ... Is majoring in social science.

Onuoha's Career Statistics

Table with 13 columns: Season, GP, GS, UA, A, TT, TFL, Sk, Int, PBU, FF, FR. Rows include 2011, 2012, 2013, 2014, and Career totals.

Career Highs: Tackles: 6 at San José State (11/9/13); Tackles For Loss: 2.0 at Air Force (10/13/11); Sacks: 1.0 at Fresno State (10/3/14), at Air Force (10/13/11); Interceptions: 1 at Nevada (11/1/14); Pass Breakups: 1 vs. Fresno State (10/26/13).

2014 Highs: Tackles: 4 at New Mexico (10/10/14); Tackles For Loss: 1.0 at New Mexico (10/10/14), at Fresno State (10/3/14); Sacks: 1.0 at Fresno State (10/3/14); Interceptions: 1 at Nevada (11/1/14).

Onuoha's Career Game-by-Game

Table with 13 columns: Date, Opponent, GP, GS, UA, A, TT, TFL, Sk, Int, PBU, FF, FR. Rows list game dates and opponents from 2011 to 2014.

Statistical table for Boise State players, columns include Name, Opponent, GP, GS, UA, A, TT, TFL, Sk, Int, PBU, FF, FR. Rows list players like S.1.12, S.8.12, S.15.12, etc.

Bold indicates season high. \* - Mountain West game. ^ - 2011 L+R Carrier New Orleans Bowl (Mercedes-Benz Stadium; New Orleans, La.). - 2012 San Diego County Credit Union Poinsettia Bowl (Qualcomm Stadium; San Diego, Calif.). & - 2013 Famous Idaho Potato Bowl (Bronco Stadium; Boise, Idaho).

#20 RASHAD PENNY

Running Back • TR-Freshman • 5-11 • 200 • Norwalk, Calif. • Norwalk HS

- At San Diego State: Speedy back, who is one of eight true freshmen to see action this year ... Is the team's main kick returner in his first season on The Mesa.
• 2014 (True Freshman): Has played in all nine games as the team's main kick returner ... Has returned 11 kicks for 263 yards (23.9 avg.) with a long of 45 yards ... The 23.9 average ranks second in the Mountain West and 48th in the nation ... Also has a 21-yard rush ... vs. Northern Arizona (Aug. 30) ... Was one of three true freshmen to see action in the opener vs. Northern Arizona ... Did not record a stat as both kickoffs were poached ... at No. 21/23 North Carolina (Sept. 6) ... Returned his first career kickoff at North Carolina, taking it back 11 yards ... at Oregon State (Sept. 20) ... Had a 19-yard kick return at Oregon State ... vs. UNLV (Sept. 27) ... Had a 15-yard kick return in the MW opener vs. UNLV ... at Fresno State (Oct. 3) ... Had the best kick return game of his career at Fresno State, returning a career-high three kicks for a career-best 67 yards (career-high 22.3 avg.) ... Included in the three returns was a career long of 33 yards. ... at New Mexico (Oct. 10) ... Was back to return kicks once again at New Mexico, but did not have the chance to return any ... vs. Hawai'i (Oct. 18) ... Started as the team's kick returner vs. Hawai'i, but did not return any kicks ... at Nevada (Nov. 1) ... Had arguably his best outing of the year at Nevada, when he returned a career-high four kicks for a career-best 110 yards, including a career-long 45-yarder ... Also had his first career carry for 21 yards ... Finished with a game-high 131 all-purpose yards ... Idaho (Nov. 8) ... Returned one kickoff for 41 yards against Idaho.
• High School: A three-time letterwinner at Norwalk High School in Norwalk, Calif. ... Rushed



for 2,504 yards and 41 touchdowns on 216 carries as a senior ... Also caught 21 passes for 665 yards and 10 touchdowns ... Racked up 3,416 all-purpose yards ... Rushed for 1,872 yards and 30 touchdowns as a junior and 747 yards and nine scores as a sophomore ... Over his career, amassed 5,124 rushing yards on 496 carries (10.33 avg.) ... Scored 103 touchdowns, including 80 on the ground ... Made 68 tackles on defense as a senior and 90 overall ... Was named the Suburban League MVP as a senior, while earning first-team all-Suburban League honors his final three years ... Named first-team all-state ... Received three stars from *Rivals.com*, *Scout.com*, *ESPN.com* and *247sports.com* ... Scout ranked him as the 42nd-best running back in the 2014 class, while 247sports had him 63rd ... Earned a grade of 84 by 247sports and a scout grade of 73 by ESPN.

- **Personal:** Born Feb. 2, 1996, in Norwalk, Calif. ... Son of Robert and Desiree Taplin ... Picked SDSU over offers from Boise State, Colorado State, Fresno State, Nevada, San José State and Utah State ... Also drew interest from Alabama, Notre Dame, Oregon, Tennessee, UCLA, Utah and Washington, among others ... Undecided on major.

**Penny's Career Statistics**

**Kick Returns**

Season	GP	GS	No.	Yds.	Avg.	Long	TD	All-Purpose	
								Total Yds/Gm.	
2014	9	9	11	263	23.9	45	0	284	31.6
<b>Career</b>	<b>9</b>	<b>9</b>	<b>11</b>	<b>263</b>	<b>23.9</b>	<b>45</b>	<b>0</b>	<b>284</b>	<b>31.6</b>

**Career/2014 Highs:** Carries: 1 at Nevada (11/1/14); Rushing Yards: 21 at Nevada (11/1/14); Long Rush: 21 at Nevada (11/1/14); Kick Returns: 4 at Nevada (11/1/14); Long Kick Return: 45 at Nevada (11/1/14); Kick Return Yards: 110 at Nevada (11/1/14).

**Penny's Career Game-by-Game**

**Kick Returns**

Date	Opponent	GP	GS	No.	Yds.	Avg.	Lg.	TD	TD Lengths
A.30.14	Northern Arizona	1	*	0	0	0.0	0	0	
S.6.14	at 21/23 No. Carolina	1	*	1	11	11.0	11	0	
S.20.14	at Oregon State	1	*	1	19	19.0	19	0	
S.27.14	UNLV*	1	*	1	15	15.0	15	0	
O.3.14	at Fresno State*	1	*	3	67	22.3	33	0	
O.10.14	at New Mexico*	1	*	0	0	0.0	0	0	
O.18.14	Hawai'i*	1	*	0	0	0.0	0	0	
N.1.14	at Nevada*	1	*	4	110	27.5	45	0	
N.8.14	Idaho	1	*	1	41	41.0	41	0	

*Bold indicates season high. \* - Mountain West game. GS - \* in this category the player was on the field the first time San Diego State was in the kick return formation.*

**#79 TERRY POOLE (POOL)**

**Offensive Line • Senior • 6-5 • 310 • Seaside, Calif. • Monterey Peninsula College**

- **At San Diego State:** Made the move to the blind side at left tackle this year after starting all 12 games he appeared in last year at right tackle ... Big lineman with good technique ... Has three-plus years of collegiate experience, playing two years at Monterey Peninsula College from 2010-11, redshirting his first season at SDSU (2012) and starting last year ... Has started all 21 games he has appeared in over his DI career.
- **2014 (Senior):** Was named to the Mountain West midseason first team by Phil Steele ... Was a preseason all-Mountain West first-team selection by *Sporting News*, and a second-team pick by *Athlon Sports*, *Lindy's* and *Phil Steele* ... Has started all nine games this season ... Started the opener vs. Northern Arizona for the first time at left tackle ... Started again at left tackle at No. 21/23 North Carolina, at Oregon State, at Oregon State, against UNLV, at Fresno State, at New Mexico, against Hawai'i, at Nevada and vs. Idaho.
- **2013 (Junior):** Named a honorable-mention all-MW performer ... Also was a MW Fall All-Academic Team pick ... Started all 12 games he appeared in ... Allowed just two sacks in 492 dropbacks (0.4 percent) ... Earned the start at right tackle in the opener vs. Eastern Illinois ... It was his first Division I start and appearance ... Was on the travel squad for the Ohio State game, but did not play ... Came back to start against Oregon State, again at New Mexico State, vs. Nevada, at Air Force, vs. Fresno State, vs. New Mexico, at San José State, at Hawai'i, vs. Boise State, at UNLV and against Buffalo in the Famous Idaho Potato Bowl.
- **2012 (Redshirt):** Utilized his redshirt season after transferring from Monterey Peninsula College.
- **2010-11 (at Monterey Peninsula College):** Transfer from Monterey Peninsula CC ... Big and athletic with good movement ... Rated as a two-star recruit by *Rivals.com* ... Earned first-

team Region III All-California as a sophomore, leading the Lobos to a 7-4 record.

- **High School:** Played his high school ball at Seaside in Seaside, Calif. ... Also played basketball in high school.
- **Personal:** Born Feb. 27, 1992, in Seaside, Calif. ... Son of Manuela and Terry Poole Sr. ... Picked SDSU over Fresno State, Middle Tennessee State and San José State ... Is majoring in criminal justice.

**Poole's Career Statistics**

Season	GP	GS
2013	12	12
2014	9	9
<b>Career</b>	<b>21</b>	<b>21</b>

**Poole's Career Game-by-Game**

Date	Opponent	GP	GS/POS
A.31.13	Eastern Illinois	1	RT
S.7.13	at 3/2 Ohio State	--- Did Not Play ---	
S.21.13	Oregon State	1	RT
S.28.13	at New Mexico State	1	RT
O.4.13	Nevada*	1	RT
O.10.13	at Air Force*	1	RT
O.26.13	15/18 Fresno State*	1	RT
N.2.13	New Mexico*	1	RT
N.9.13	at San José State*	1	RT
N.16.13	at Hawai'i*	1	RT
N.23.13	Boise State*	1	RT
N.30.13	at UNLV*	1	RT
D.21.13	vs. Buffalo&	1	RT
A.30.14	Northern Arizona	1	LT
S.6.14	at 21/23 No. Carolina	1	LT
S.20.14	at Oregon State	1	LT
S.27.14	UNLV*	1	LT
O.3.14	at Fresno State*	1	LT
O.10.14	at New Mexico*	1	LT
O.18.14	Hawai'i*	1	LT
N.1.14	at Nevada*	1	LT
N.8.14	Idaho	1	LT

*\* - Mountain West game. & - 2013 Famous Idaho Potato Bowl (Bronco Stadium; Boise, Idaho).*

**#18 BRANDON PORTER**

**Aztec • Sophomore • 5-11 • 195 • Waggaman, La. • John Curtis HS**

- **At San Diego State:** Saw playing time as a true freshman last year, mainly on special teams ... Did work himself into the two-deep for the Famous Idaho Potato Bowl game, where he backed up three-time all-MW pick and senior Nat Berhe at the Aztec position ... Is listed as the backup to Na'im McGee at the Aztec spot after fall camp, where he has been splitting reps in recent games.
- **2014 (Sophomore):** Has played in SDSU's nine games off the bench, mostly on special teams, but gradually seeing more playing time as a safety in Rocky Long's 3-3-5 defense ... Has 25 tackles (19 solo) and a tackle for loss on the season ... The 19 solos are the most on the team among non-starters ... Leads the team with 10 tackles on special teams, including a team-best nine on the kickoff unit ... vs. Northern Arizona (Aug. 30) ... Had four tackles off the bench, all solo ... The four solo stops were the most on the team among non-starters and tied for the second most overall ... at No. 21/23 North Carolina (Sept. 6) ... Had two solo tackles off the bench at No. 21/23 North Carolina ... at Oregon State (Sept. 20) ... Played at Oregon State without finding the stat sheet ... vs. UNLV (Sept. 27) ... Had arguably his best game of his brief career with six tackles (three solo) off the bench against UNLV ... The six tackles were the second most on the team and tied for the fourth most in the game ... at Fresno State (Oct. 3) ... Came up with five stops (four solo) and his first career tackle for loss at Fresno State ... at New Mexico (Oct. 10) ... Played off the bench once again at New Mexico, but did not find the stat sheet ... vs. Hawai'i (Oct. 18) ... Made two stops (one solo) off the pine against Hawai'i ... at Nevada (Nov. 1) ... Had one solo tackle off the bench at Nevada ... vs. Idaho (Nov. 8) ... Had a good game against Idaho with five tackles (four solo) vs. Idaho.

- **2013 (Freshman):** Appeared in 10 of the team's 13 games, almost all on special teams ... Has two stops on the year, both solo ... Did not dress or play in the opener vs. Eastern Illinois ... Was on the travel roster to No. 3/2 Ohio State, but did not play in a game ... Suited up again vs. Oregon State, but did not come into the game ... Saw his first collegiate action at New Mexico State on special teams without recording a stat ... Played again against Nevada, but did not find the stat sheet ... Was a member on special teams again at Air Force ... Made his first career tackle, a solo stop, vs. No. 15/18 Fresno State ... Did not record a stat on special teams vs. New Mexico ... Played at San José State off the pine without making the stat sheet ... Saw playing time at Hawai'i, but did not record a stat ... Made one tackle on special teams vs. Boise State ... Logged special teams plays without making a stat ... Played again off the bench vs. Buffalo in the Famous Idaho Potato Bowl without finding the stat sheet.
- **High School:** Saw time in his senior year at John Curtis High in Waggaman, La., as a running back on offense, strong safety against passing teams and linebacker versus running squads ... Helped the Patriots go 40-2 over his three seasons, including back-to-back 14-0 campaigns and state championships in 2011 and 2012 ... An honorable-mention all-state selection ... Also was an all-district and all-metro pick ... Over his career, had 93 tackles, nine passes defended, five interceptions and two fumble recoveries on defense and five rushing touchdowns on offense ... A two-star recruit by *Rivals.com*, *Scout.com* and *247Sports.com* ... Rated as the No. 163 outside linebacker in the country of all the incoming recruits and 94th of all recruits in the state of Louisiana ... Got a 77 rating by *247Sports* ... Competed on the track and field team, where he helped the Patriots to indoor (4x200) and outdoor (4x100) relay titles.
- **Personal:** Born Jan. 9, 1995, in Marrero, La. ... Mother is Trina Williams ... Received scholarship offers from Minnesota, New Mexico and UTEP ... Full name is Brandon Shane Porter ... Had other recruiting offers from McNeese State and North Texas ... Also drew interest from Colorado, Louisiana Lafayette, Louisiana Monroe and Northwestern ... Is majoring in social work.

**Porter's Career Statistics**

Season	GP	GS	UA	A	TT	TFL	Sk	Int.	PBU	FF	FR
2013	10	0	2	0	2	0.0	0.0	0	0	0	0
2014	9	0	19	6	25	1.0	0.0	0	0	0	0
<b>Career</b>	<b>19</b>	<b>0</b>	<b>21</b>	<b>6</b>	<b>27</b>	<b>1.0</b>	<b>0.0</b>	<b>0</b>	<b>0</b>	<b>0</b>	<b>0</b>

**Career/2014 Highs:** Tackles: 6 vs. UNLV (9/27/14); Tackles For Loss: 1.0 at Fresno State (10/3/14).

**Porter's Career Game-by-Game**

Date	Opponent	GP	GS	UA	A	TT	TFL	Sk.	Int.	PBU	FF	FR
A.31.13	Eastern Illinois	--- Did Not Play ---										
S.7.13	at 3/2 Ohio State	--- Did Not Play ---										
S.21.13	Oregon State	--- Did Not Play ---										
S.28.13	at New Mexico State	1	0	0	0	0	0.0	0.0	0	0	0	0
O.4.13	Nevada*	1	0	0	0	0	0.0	0.0	0	0	0	0
O.10.13	at Air Force*	1	0	0	0	0	0.0	0.0	0	0	0	0
O.26.13	15/18 Fresno State*	1	0	1	0	1	0.0	0.0	0	0	0	0
N.2.13	New Mexico*	1	0	0	0	0	0.0	0.0	0	0	0	0
N.9.13	at San José State	1	0	0	0	0	0.0	0.0	0	0	0	0
N.16.13	at Hawai'i*	1	0	0	0	0	0.0	0.0	0	0	0	0
N.23.13	Boise State*	1	0	1	0	1	0.0	0.0	0	0	0	0
N.30.13	at UNLV*	1	0	0	0	0	0.0	0.0	0	0	0	0
D.21.13	vs. Buffalo&	1	0	0	0	0	0.0	0.0	0	0	0	0
A.30.14	Northern Arizona	1	0	4	0	4	0.0	0.0	0	0	0	0
S.6.14	at 21/23 No. Carolina	1	0	2	0	2	0.0	0.0	0	0	0	0
S.20.14	at Oregon State	1	0	0	0	0	0.0	0.0	0	0	0	0
S.27.14	UNLV*	1	0	3	3	6	0.0	0.0	0	0	0	0
O.3.14	at Fresno State*	1	0	4	1	5	1.0	0.0	0	0	0	0
O.10.14	at New Mexico*	1	0	0	0	0	0.0	0.0	0	0	0	0
O.18.14	Hawai'i*	1	0	1	1	2	0.0	0.0	0	0	0	0
N.1.14	at Nevada*	1	0	0	0	0	0.0	0.0	0	0	0	0
N.8.14	Idaho	1	0	4	1	5	0.0	0.0	0	0	0	0

**Bold** indicates season high. \* - Mountain West game. & - 2013 Famous Idaho Potato Bowl (Bronco Stadium; Boise, Idaho).

**#22 CHASE PRICE**

**Running Back • Junior • 5-8 • 200 • Diamond Bar, Calif. • Diamond Ranch HS**

- **At San Diego State:** An elusive runner with a good blend of speed and power, who plays bigger than his 5-8 height ... Ended the 2012 campaign as the backup to Adam Muema at running back ... Is now the backup to Donnel Pumphrey heading into the Boise State game this weekend.
- **2014 (Junior):** Has played in all nine games as the team's No. 2 rusher on the year ... Has carried 91 times for 438 yards (4.8 avg.) and four touchdowns ... Also has 11 catches for 88 yards (8.0 avg.) ... Ranks second on the team in rushing attempts, rushing yards, rushing touchdowns and overall touchdowns (4), and is third in points (24) ... **vs. Northern Arizona (Aug. 30)** ... Carried 11 times for 45 yards (4.1 avg.) with a touchdown in the opener vs. Northern Arizona ... The 1-yard touchdown put SDSU up, 13-0, and was the eventual game-winning score in the 38-7 win ... Also had two catches for 22 yards ... **at No. 21/23 North Carolina (Sept. 6)** ... Had a career game at No. 21/23 North Carolina, running for 71 yards on 16 carries (4.4 avg.) ... Ended up setting then career bests in attempts (16), rushing yards (71) and a long rush (29) ... **at Oregon State (Sept. 20)** ... Came off the bench once again at Oregon State, making two catches for five yards and carrying once for no gain ... **vs. UNLV (Sept. 27)** ... Carried 13 times for 35 yards (2.7 avg.) off the pine vs. UNLV and added a 14-yard catch ... **at Fresno State (Oct. 3)** ... Had seven rushing attempts for 15 yards (2.0 avg.) at Fresno State in a reserve role ... Also had a 9-yard catch ... **at New Mexico (Oct. 10)** ... Had a breakout game at New Mexico, rushing for a career-high 141 yards and a touchdown on a career-best 17 attempts (8.3 avg.) ... It was his first 100-yard rushing game and the 74th player to accomplish the feat in program history ... The touchdown was the second of the year and the third of his career ... Also added a 10-yard catch ... **vs. Hawai'i (Oct. 18)** ... Ran for 41 yards on 12 carries (3.4 avg.) in a reserve role vs. Hawai'i ... **at Nevada (Nov. 1)** ... Had another good game off the bench at Nevada, carrying it eight times for 58 yards and a touchdown, averaging 7.2 yards per rush ... Also set career highs with four catches and 28 receiving yards ... **vs. Idaho (Nov. 8)** ... Had 33 rushing yards on six carries (5.5 avg.) with another touchdown against Idaho ... The touchdown, a 5-yarder, was the eventual game-winning score in SDSU's 35-21 win.
- **2013 (Sophomore):** Rushed for 78 yards on 17 carries (4.6 avg.) in 10 games off the bench ... Also had three catches for five yards ... Missed three games with an a/c sprain in his left shoulder that happened in the Oregon State game ... Came off the bench in the opener vs. Eastern Illinois, rushing six times for 25 yards ... Also added a 3-yard reception ... Came off the bench again at No. 3/2 Ohio State and carried five times for 22 yards (4.4 avg.) ... Also had a career-high two catches for two yards ... Rushed three times for 32 yards (10.7 avg.) against Oregon State with a long of 18 yards until a shoulder injury sidelined him for the majority of the game ... Missed the New Mexico State game with a shoulder injury ... Also missed the Nevada game with the shoulder injury ... Missed the Air Force contest with the same shoulder injury ... Was cleared for the No. 15/18 Fresno State game and played on special teams ... Played on special teams again vs. New Mexico ... Saw time on special teams at San José State and was also in the backfield for a few snaps ... Played again on special teams at Hawai'i ... Also played against Boise State ... Got his first carry since the Oregon State game (Sept. 21, third contest of the season) at UNLV for a 1-yard rush ... Also saw time on special teams ... Carried two times for -2 yards in the Famous Idaho Potato Bowl vs. Buffalo.
- **2012 (Freshman):** Got good experience as a freshman as he was one of 36 student-athletes to see action in all 13 games after redshirting the 2011 season ... Had 114 rushing yards on 29 carries and one touchdown ... Played in the opener at Washington in his first career game, but did not record a stat ... Logged playing time against Army, carrying eight times for 43 yards (5.4 avg.) ... Saw action vs. North Dakota, San José State and at Fresno State, but did not record a stat ... Rushed for 22 yards on a career-high nine carries vs. Hawai'i and scored his first-ever touchdown ... Played on special teams vs. Colorado State, at Nevada, UNLV, at Boise State and vs. Air Force ... Had 41 rushing yards on seven carries at Wyoming, including a career-long 19-yarder.
- **2011 (Redshirt):** Utilized his redshirt season.
- **High School:** A two-star recruit by *Rivals.com* ... Received a *Scouts, Inc.* grade of 72 on *ESPN.com* ... A four-year letterman for the Panthers ... A first-team all-Miramonte League selection and first-team all-Valley pick as a senior ... Rushed for over 2,000 yards and 18 touchdowns during his Diamond Ranch High School career ... Ran for 215 yards and three touchdowns against league rival Diamond Bar, winning *ESPN.com* L.A. South athlete-of-the-week honors ... Compiled 388 total yards and scored four touchdowns in a 35-28 double-overtime win against Walnut ... Price's AAU basketball team took third at nationals in Orlando, Fla. ... A scholar-athlete who also played baseball at DRHS.
- **Personal:** Born June 24, 1993, in La Habra, Calif. ... Son of Theresa and Ricky Price ... Comes

from an athlete-rich family as his dad played football at Utah and was drafted by the L.A. Express, uncle, Lenny Randle, played professional baseball, his cousin, Tyus Edney, was a former UCLA basketball standout and his cousin, Daryl Smith, plays professional football ... Describes San Diego State as his dream school ... Also recruited by Oregon, Utah, Idaho, Cal Poly and Columbia ... Is majoring in sociology.

**Price's Career Statistics**

Season	GP	GS	Rushing				Receiving					
			Att.	Yds.	TD	Lg. 100+	No.	Yds.	Avg.	TD	Lg.	
2012	13	0	29	114	1	19	0	1	-2	-2.0	0	-2
2013	10	0	17	78	0	18	0	3	5	1.7	0	5
2014	9	0	91	438	4	29	1	11	88	8.0	0	14
<b>Career</b>	<b>32</b>	<b>0</b>	<b>137</b>	<b>630</b>	<b>5</b>	<b>29</b>	<b>1</b>	<b>15</b>	<b>91</b>	<b>6.1</b>	<b>0</b>	<b>14</b>

**Career Highs:** Carries: 17 at New Mexico (10/10/14); Rushing Yards: 141 at New Mexico (10/10/14); Rushing Touchdowns: 1, 5 times; Long Rush: 29 at North Carolina (9/6/14); Receptions: 4 at Nevada (11/1/14); Receiving Yards: 28 at Nevada (11/1/14); Long Reception: 14 vs. UNLV (9/27/14), vs. Northern Arizona (8/30/14).

**2014 Highs:** Carries: 17 at New Mexico (10/10/14); Rushing Yards: 141 at New Mexico (10/10/14); Rushing Touchdowns: 1, 4 times; Long Rush: 29 at North Carolina (9/6/14); Receptions: 4 at Nevada (11/1/14); Receiving Yards: 28 at Nevada (11/1/14); Long Reception: 14 vs. UNLV (9/27/14), vs. Northern Arizona (8/30/14).

**Price's Career Game-by-Game**

Date	Opponent	GP	GS	Rushing				Receiving				
				Att.	Yds.	Avg.	TD	No.	Yds.	TD		
S.1.12	at Washington	1	0	0	0	0.0	0	0	0	0	0	
S.8.12	Army	1	0	8	43	5.4	0	0	0	0	0	
S.15.12	North Dakota	1	0	0	0	0.0	0	0	0	0	0	
S.22.12	San José State	1	0	0	0	0.0	0	0	0	0	0	
S.29.12	at Fresno State*	1	0	0	0	0.0	0	0	0	0	0	
O.6.12	Hawai'i*	1	0	9	22	2.4	1	0	0	0	0	
O.13.12	Colorado State*	1	0	0	0	0.0	0	0	0	0	0	
O.20.12	at Nevada*	1	0	0	0	0.0	0	0	0	0	0	
O.27.12	UNLV*	1	0	0	0	0.0	0	0	0	0	0	
N.3.12	at 19/14 Boise State*	1	0	0	0	0.0	0	0	0	0	0	
N.10.12	Air Force*	1	0	0	0	0.0	0	0	0	0	0	
N.24.12	at Wyoming*	1	0	7	41	5.9	0	0	0	0	0	
D.20.12	vs. Brigham Young^	1	0	5	8	1.6	0	1	-2	0	0	
A.31.13	Eastern Illinois	1	0	6	25	4.2	0	1	3	0	0	
S.7.13	at 3/2 Ohio State	1	0	5	22	4.4	0	2	2	0	0	
S.21.13	Oregon State	1	0	3	32	10.7	0	0	0	0	0	
S.28.13	at New Mexico State	--- Did Not Play - Injured ---										
O.4.13	Nevada*	--- Did Not Play - Injured ---										
O.10.13	at Air Force*	--- Did Not Play - Injured ---										
O.26.13	15/18 Fresno State*	1	0	0	0	0.0	0	0	0	0	0	
N.2.13	New Mexico*	1	0	0	0	0.0	0	0	0	0	0	
N.9.13	at San José State*	1	0	0	0	0.0	0	0	0	0	0	
N.16.13	at Hawai'i*	1	0	0	0	0.0	0	0	0	0	0	
N.23.13	Boise State*	1	0	0	0	0.0	0	0	0	0	0	
N.30.13	at UNLV*	1	0	1	1	1.0	0	0	0	0	0	
D.21.13	vs. Buffalo&	1	0	2	-2	-2.0	0	0	0	0	0	
A.30.14	Northern Arizona	1	0	11	45	4.1	1	2	22	0	0	
S.6.14	at 21/23 No. Carolina	1	0	16	71	4.4	0	0	0	0	0	
S.20.14	at Oregon State	1	0	1	0	0.0	0	2	5	0	0	
S.27.14	UNLV*	1	0	13	35	2.7	0	1	14	0	0	
O.3.14	at Fresno State*	1	0	7	14	2.0	0	1	9	0	0	
O.10.14	at New Mexico*	1	0	17	141	8.3	1	1	10	0	0	
O.18.14	Hawai'i*	1	0	12	41	3.4	0	0	0	0	0	
N.1.14	at Nevada*	1	0	8	58	7.2	1	4	28	0	0	
N.8.14	Idaho	1	0	6	33	5.5	1	0	0	0	0	

**Bold** indicates season high. \* - Mountain West game. ^ - 2012 San Diego County Credit Union Poinsettia Bowl (Qualcomm Stadium; San Diego, Calif.). & - 2013 Famous Idaho Potato Bowl (Bronco Stadium; Boise, Idaho).

**#19 DONNEL PUMPHREY**

**Running Back • Sophomore • 5-9 • 170 • Las Vegas, Nev. • Canyon Springs HS**

• **For two-page spread on Donnel Pumphrey, go to pages 16-17.**

• **At San Diego State:** Shifty, speedy back who saw plenty of playing time last year in the backfield as a true freshman ... Can go outside and inside, and is a dangerous threat to break free for the long run ... Has great hands ... Is not afraid of contact ... Can also return punts and kicks ... Is listed as the starter at running back heading into Boise State game for the 10th straight week ... SDSU is 10-3 over his career when he scores at least one rushing touchdown and 8-1 when he reaches 100 rushing yards ... Has nine career 100-yard rushing games, which ranks in a tie for ninth all-time at San Diego State, in just 22 career games ... Has five career games with multiple rushing touchdowns and six overall with multiple scores ... Has 1,968 yards over his career, which ranks 13th in school history.

• **2014 (Sophomore):** Has been named to the Doak Walker Award Watch List, which goes out to the top running back in the country ... Was named to the Mountain West midseason first team by Phil Steele ... Also named to the preseason all-Mountain West team by the MW media, as well as a first-team pick by *Athlon Sports* and a second-team selection by *Lindy's Sports* ... Also was deemed SDSU's Most Valuable Player and a player to watch by *Lindy's Sports* ... Has started all nine of the team's games this season ... Has 1,216 rushing yards on 183 attempts (6.6 avg.) with 13 touchdowns ... The 1,216 yards rank 11th in SDSU's single-season history ... Is the 15th Aztec to rush for 1,000 yards in a season (20th occasion overall), the 13th in their DI era (18th occasion overall) and sixth sophomore in school history ... Reached 1,000 yards on the year in his eighth game, which is tied for the fifth-fewest games played to reach 1,000 yards in school history ... Also has 14 catches for 69 yards (4.9 avg.) ... Has six, 100-yard rushing games (T-9th in SDSU single-season history) on the year with the other three games going for 89, 94 and 85 ... Ranks seventh in the nation in rushing yards per game (135.11), tied for 10th in rushing touchdowns (13), 14th in rushing yards per carry (6.64), 20th in all-purpose yards per game (142.78) and tied for 27th in points per game (8.67) (T-12th among non-kickers) ... **vs. Northern Arizona (Aug. 30)** ... Had a solid debut vs. Northern Arizona in his second career start, rushing for a game-high 111 yards and two touchdowns on 19 attempts (5.8 avg.) ... It was the fourth 100-yard rushing game of his career and the 14th by an Aztec in a season opener in program history ... Also added a team-long and career-long 31-yard catch ... **at No. 21/23 North Carolina (Sept. 6)** ... Rushed for an even 100 yards on 17 carries (5.9 avg.) with two touchdowns at No. 21/23 North Carolina ... Also led the team with a career-high five receptions for 18 yards ... It was his second straight 100-yard rushing game ... **at Oregon State (Sept. 20)** ... Rushed for 89 yards and a touchdown on 17 carries (5.2 avg.) at Oregon State in a third straight start ... The 89 yards put him over 1,000 for his career in his 16th career game, despite only starting four times ... Also had two receptions for 14 yards ... **vs. UNLV (Sept. 27)** ... Had a big game against UNLV, rushing 22 times and a career-high four touchdowns and 167 yards, averaging 7.6 yards per carry ... He had 107 yards and all four of his touchdowns in the first half as SDSU raced out to a 28-10 lead ... The four rushing touchdowns (and four overall scores) were the most by an Aztec player since Adam Muema had four at Wyoming on Nov. 24, 2012, tied for the fifth most in a game in school history, tied for the fifth most in a game in Mountain West history and tied for the fourth most in a game in FBS play this season ... Also had two catches (for -(-3) yards) ... Was named the Mountain West Offensive Player of the Week for his efforts and also a CFPA Honorable Mention Running Back Performer of the Week ... **at Fresno State (Oct. 3)** ... Rushed for 94 yards on 24 attempts (3.9 avg.) at Fresno State and did not make a catch for the first time on the season ... **at New Mexico (Oct. 10)** ... Had a career game at New Mexico, rushing for a career-high 246 yards and two touchdowns on 20 attempts, averaging 12.3 yards per carry ... The 246 yards rank as the 13th most in program history, most since Adam Muema ran for 255 at Wyoming on Nov. 24, 2012 and the 13th most in the nation this year ... He became the 19th player in school history with a 200-yard rushing game (40th time overall) ... Had a 93-yard rushing touchdown, which is tied for the third-longest rushing play in program history, tied for the second longest in its Division I era (since 1969) and third longest in the nation this year ... Also added a 7-yard reception ... Was named the MW Offensive Player of the Week for the second time in three weeks for his performance, along with honorable mention accolades as a CFPA Running Back Performer of the Week ... **vs. Hawai'i (Oct. 18)** ... Rushed for 182 yards and a touchdown on 25 attempts, averaging 7.3 yards per carry, vs. Hawai'i ... The 182 yards were his second most in a game ... **at Nevada (Nov. 1)** ... Rushed for 85 yards on 13 attempts, averaging 6.5 yards per carry, at Nevada ... Broke 1,000 yards in his eighth game, which is tied for the fifth-fewest games played to reach 1,000 yards in school history ... Also added a 3-yard reception ... **vs. Idaho (Nov. 8)** ... Rushed for 142 yards and a touchdown on a career-high 26 attempts against Idaho, averaging 5.5 yards per attempt ... It was his sixth, 100-yard rushing game of the year (in nine contests) and ninth of

his career (in 22 games) ... The touchdown was his 13th of the season and 21st of his career (also 13th overall touchdown on the year and 23rd of his career) ... Also had a 3-yard reception.

- 2013 (Freshman):** Was named to the College Football News all-Freshman Team as an honorable-mention pick ... Was picked as a midseason third-team all-MW selection by Phil Steele ... Played in all 13 games with one start as a true freshman ... Was second on the team with 752 rushing yards on 125 carries (6.0 avg) ... Ranked 12th in the nation among freshmen with 57.8 yards per game ... Also had eight rushing touchdowns and 10 overall touchdowns, both of which ranked second on the team ... The eight rushing touchdowns were the sixth most among freshmen in the country ... Was the first Aztec freshman with 100 or more yards in three straight games since Marshall Faulk in 1991 when he did it against New Mexico State (Sept. 28), Nevada (Oct. 4) and Air Force (Oct. 10) ... Had 22 catches for 234 yards (10.6 avg.) and two touchdowns and returned four kickoffs for 63 yards (15.8 avg.) ... The 752 rushing yards were the sixth-most ever among Aztec freshmen ... Was one of only two freshmen in the nation (and 19 players overall) with at least 750 rushing yards and 230 receiving yards ... Of his 151 touches, 32 (21.2 percent) resulted in a gain of at least 10 yards, while 10 (6.7 percent) ended with a touchdown ... Played in the opener as a true freshman vs. Eastern Illinois ... Was all over the field, rushing for 25 yards on seven carries (3.6 avg.), catching three passes for 17 yards (5.7 avg.) and returning three kickoffs for 43 yards ... Carried three times for 18 yards (6.0 avg.) at No. 3/2 Ohio State with a 14-yarder and added an 18-yard reception ... Also returned a kickoff for 20 yards ... Had three catches out of the backfield for 53 yards and his first career touchdown against Oregon State ... Also carried four times for 10 yards ... Had a breakout game at New Mexico State, rushing for a career-high 167 yards on 19 attempts (8.8 avg.) and three touchdowns ... He became the 73rd different Aztec with a 100-yard rushing game ... The 167 yards were the 11th most in a game nationally by a freshman and the most by an Aztec freshman since Ronnie Hillman had 228 yards in the 2010 Poinsettia Bowl ... His three rushing touchdowns were also tied for the fifth most in the country by a freshman ... Also set a career high with 19 attempts and added a career-long 43-yard run ... Was named a CPA honorable mention running back performer of the week for his efforts ... Posted his second consecutive 100-yard rushing game vs. Nevada with 11 carries for 112 yards and a touchdown ... He became the first Aztec freshman to rush for more than 100 yards in consecutive games since Ronnie Hillman did it in the final two contests of 2010 ... Also had a career-long 72-yard run ... Had 117 yards and a touchdown on 17 attempts (6.9 avg.) at Air Force, including the game-winning 10-yard touchdown on a 3rd and goal from the 10 with 1:39 left in the fourth quarter ... He became the first Aztec freshman with 100 or more yards in three straight games since Marshall Faulk in 1991 and the first Aztec with three straight 100-yard rushing games since Ronnie Hillman in 2011 ... Also had two catches for 43 yards and a touchdown, including a career-long tying 23-yard grab ... Carried 12 times for 37 yards against No. 15/18 Fresno State and also had one reception for 18 yards ... Rushed five times for 14 yards in the win vs. New Mexico State ... Also had a 9-yard catch ... Had a good all-around game off the bench at San José State, rushing 10 times for 78 yards (7.8 avg.) with a touchdown and adding an 18-yard reception ... Ran 10 times for 61 yards and a touchdown at Hawai'i and caught two passes for 21 yards ... Ran 12 times for a hard 24 yards vs. Boise State ... Also had a career-high four catches for 29 yards ... Attempted his first pass, which was incomplete to Colin Lockett ... Earned his first career start at UNLV in his hometown, posting team highs of 13 attempts and 87 yards (6.7 avg.) with one touchdown ... Also made three catches for 10 yards ... Carried twice off the bench for two yards vs. Buffalo at the Famous Idaho Potato Bowl.

- High School:** Speedy running back for Canyon Springs High School in Las Vegas, Nev. ... Was named the Gatorade Nevada Player of the Year in 2012 after rushing for 1,491 yards on 160 carries (9.3 avg.) and 19 touchdowns ... A first-team all-state pick in 2012 and a second-team selection in 2011 by the *Las Vegas Review-Journal* ... A two-time Sunrise Region MVP ... Also was named the Northeast League's Most Valuable Offensive Player ... Ran for 347 yards and five touchdowns on just 10 carries in a win over Foothill ... Ran for 4,152 yards and 49 touchdowns on 494 attempts (8.40 avg.) over his career at Canyon Springs High School ... Also had 29 receptions for 524 yards (27.6 avg.) and five touchdowns and two kickoff returns for a touchdown ... A three-star recruit by *Rivals.com* and ESPN, and a two-star recruit by *Scout.com* and *247Sports.com* ... Earned a grade of 78 by 247Sports and a scout grade of 72 by ESPN ... As an all-purpose back, was ranked fourth in Nevada by *Rivals* and 48th by 247Sports ... As a running back, was listed as No. 121 by ESPN (No. 5 in Nevada) and No. 146 by Scout ... Was also a member of the track and field team, where he was state runner-up in the 100 and 200 meters as a junior.

- Personal:** Born Dec. 6, 1994, in North Las Vegas, Nev. ... Son of Donnel Pumphrey, Sr. and Regina Padua ... Also took an official visit to UNLV and received offers from Colorado, Duke, Nevada and Utah ... Also received recruiting interest from Arizona, Boise State, Oklahoma,

Oregon, San José State and Utah State ... Is majoring in communication.

**Pumphrey's Career Statistics**

Season	GP	GS	Rushing				Receiving					
			Att.	Yds.	TD	Lg. 100+	No.	Yds.	Avg.	TD	Lg.	
2013	13	1	125	752	8	72	3	22	234	10.6	2	23
2014	9	9	183	1,216	13	93	6	14	69	4.9	0	31
<b>Career</b>	<b>22</b>	<b>10</b>	<b>308</b>	<b>1,968</b>	<b>21</b>	<b>93</b>	<b>9</b>	<b>36</b>	<b>303</b>	<b>8.4</b>	<b>2</b>	<b>31</b>

**Career Highs:** Carries: 26 vs. Idaho (11/8/14); Rushing Yards: 246 at New Mexico (10/10/14); Long Rush: 93 at New Mexico (10/10/14); Rushing Touchdowns: 4 vs. UNLV (9/27/14); Receptions: 5 at North Carolina (9/6/14); Receiving Yards: 53 vs. Oregon State (9/21/13); Receiving Touchdowns: 1 at Air Force (10/10/13), vs. Oregon State (9/21/13); Long Reception: 31 vs. Northern Arizona (8/30/14); Kickoff Returns: 3 vs. Eastern Illinois (8/31/13); Kickoff Return Yards: 43 vs. Eastern Illinois (8/31/13); Longest Kickoff Return: 28 vs. Eastern Illinois (8/31/13).

**2014 Highs:** Carries: 26 vs. Idaho (11/8/14); Rushing Yards: 246 at New Mexico (10/10/14); Long Rush: 93 at New Mexico (10/10/14); Rushing Touchdowns: 4 vs. UNLV (9/27/14); Receptions: 5 at North Carolina (9/6/14); Receiving Yards: 31 vs. Northern Arizona (8/30/14); Long Reception: 31 vs. Northern Arizona (8/30/14).

**Pumphrey's Career Game-by-Game**

Date	Opponent	GP	GS	Rushing				Receiving		
				Att.	Yds.	Avg.	TD	No.	Yds.	TD
A.31.13	Eastern Illinois	1	0	7	25	3.57	0	3	17	0
S.7.13	at 3/2 Ohio State	1	0	3	18	6.00	0	1	18	0
S.21.13	Oregon State	1	0	4	10	2.50	0	3	53	1
S.28.13	at New Mexico State	1	0	19	167	8.79	3	1	-2	0
O.4.13	vs. Nevada*	1	0	11	112	10.18	1	0	0	0
O.10.13	at Air Force*	1	0	17	117	6.88	1	2	43	1
O.26.13	15/18 Fresno State*	1	0	12	37	3.33	0	1	18	0
N.2.13	New Mexico*	1	0	5	14	2.80	0	1	9	0
N.9.13	at San José State*	1	0	10	78	7.80	1	1	18	0
N.16.13	at Hawai'i**	1	0	10	61	6.10	1	2	21	0
N.23.13	Boise State*	1	0	12	24	2.00	0	4	29	0
N.30.13	at UNLV*	1	1	13	87	6.69	1	3	10	0
D.21.13	vs. Buffalo&	1	0	2	2	1.00	0	0	0	0
A.30.14	Northern Arizona	1	1	19	111	5.84	2	1	31	0
S.6.14	at 21/23 No. Carolina	1	1	17	100	5.88	2	5	18	0
S.20.14	at Oregon State	1	1	17	89	5.24	1	2	14	0
S.27.14	UNLV*	1	1	22	167	7.59	4	2	-3	0
O.3.14	at Fresno State*	1	1	24	94	3.92	0	0	0	0
O.10.14	at New Mexico*	1	1	20	246	12.30	2	1	7	0
O.18.14	Hawai'i**	1	1	25	182	7.28	1	1	-4	0
N.1.14	at Nevada*	1	1	13	85	6.54	0	1	3	0
N.8.14	Idaho	1	1	26	142	5.46	1	1	3	0

**Bold indicates season high.** \* - Mountain West game. & - 2013 Famous Idaho Potato Bowl (Bronco Stadium; Boise, Idaho).

**#44 ADAM ROBERTS**

**Fullback • Senior • 6-3 • 235 • El Paso, Texas • Coronado HS**

- At San Diego State:** A good blocker and reliable pass catcher ... Moved from tight end to fullback for 2011, returned to tight end in 2012-13, but is now back at fullback, where he will be the starter once again at Nevada.. Has played in 45 career games and made 30 starts now in his fourth season without redshirting a year ... Is a two-time MW Fall All-Academic Team (2012-13) honoree.

- 2014 (Senior):** Is on the Earl Campbell Tyler Rose Award Watch List, which goes to an offensive player born in Texas, graduated from a Texas High School or played at a Texas-based junior college or four year college, and who demonstrates integrity, performance, teamwork, sportsmanship, drive, community and tenacity ... Has started the team's nine games this season for the Aztecs at fullback ... Has 13 catches for 119 yards on the year, averaging 9.2 yards per reception ... Also has one rush for two yards ... vs. **Northern Arizona (Aug. 30)** ... Made his first career start at fullback in the opener vs. Northern Arizona, which was his 22nd start overall (previous 21 came at tight end) ... Had a 7-yard catch ... **at No. 21/23 North Carolina**

(Sept. 6) ... Had two catches for 21 yards (10.5 avg.) in another start at No. 21/23 North Carolina ... **at Oregon State (Sept. 20)** ... Had a 6-yard grab in another start at Oregon State ... **vs. UNLV (Sept. 27)** ... Made a 16-yard catch vs. UNLV in another start at fullback ... Also carried once for two yards ... **at Fresno State (Oct. 3)** ... Had two catches for 12 yards (6.0 avg.), including a 5-yard touchdown (his first on the season) at Fresno State ... **at New Mexico (Oct. 10)** ... Started once again at New Mexico State, but did not record a stat ... **vs. Hawai'i (Oct. 18)** ... Made the start against Hawai'i, where he had a 6-yard reception ... **at Nevada (Nov. 1)** ... Had a good game in another start at Nevada, setting season bests in catches (3), receiving yards (33) and long reception (19) ... **vs. Idaho (Nov. 8)** ... Made two catches for 18 yards (9.0 avg.) against Idaho.

• **2013 (Junior):** Started all 13 games at tight end, setting career highs with 20 receptions, 217 yards (10.9 avg.) and three touchdowns ... Started the opener at tight end vs. Eastern Illinois, but did not produce a stat ... Started again at No. 3/2 Ohio State and had a 17-yard grab, his first of the season and fifth of his career ... Started once again vs. Oregon State and had a 23-yard catch ... Had two receptions for 12 yards (6.0 avg.) in another start at New Mexico State ... Had a career game in a start vs. Nevada, setting career bests in receptions (4) and receiving yards (80) ... Also had a career-long 36-yard grab ... The 80 yards led the team, while the four catches was tied for second ... Was named a CFPA Tight End Honorable Mention Performer of the Week on Oct. 7 for his play ... Earned another start at Air Force without registering a stat ... Made three catches for 20 yards against No. 15/18 Fresno State ... Started for an eighth time of the season against New Mexico without recording a stat ... Had two catches for 11 yards at San José State, including a 1-yard touchdown reception in the fourth quarter that brought SDSU within three at 30-27 ... Made a 3-yard catch at Hawai'i ... Had two catches for 11 yards against Boise State, including a 3-yard touchdown in the second quarter that put SDSU up, 14-7 ... Started in the regular season finale at UNLV, catching three passes for 29 yards ... Had a long catch of 18 yards ... Caught a 11-yard touchdown pass vs. Buffalo in the Famous Idaho Potato Bowl in another start.

• **2012 (Sophomore):** Played in all 13 games and started eight contests ... Was also listed as the back-up fullback on the depth chart ... Has two catches for 19 yards and a touchdown ... Played in the opener at Washington, but did not record a stat ... Earned his first career start in the home opener against Army ... Caught a 13-yard pass vs. North Dakota, his first reception of the season and second of his career ... Started again vs. San José State, at Fresno State, against Hawai'i and Colorado State, but did not record a stat ... Caught the game-winning 2-point conversion in overtime of SDSU's come-from-behind 39-38 victory at Nevada ... Started again vs. UNLV without a stat ... Logged time at Boise State, but did not make a stat ... Made the start vs. Air Force without recording a stat ... Started at Wyoming and had a 6-yard touchdown catch, the first of his career ... Caught a 4-yard pass against Brigham Young in the Poinsettia Bowl.

• **2011 (Freshman):** Played in 10 games as a true freshman, only missing games vs. Fresno State and Wyoming ... Carried once for 3 yards and had one catch for no gain ... Also had three special teams tackles ... Spent most of the time on special teams ... Logged playing time in the opener vs. Cal Poly, playing on special teams ... Also played at Army without recording a stat ... Had a special teams tackle vs. Washington State ... Played vs. TCU and at Air Force without recording a stat ... Carried once for 3 yards against New Mexico ... Registered time on special teams without recording a stat at Colorado State ... Had solo special teams tackles in back-to-back games vs. Boise State and at UNLV ... His first career reception came in the New Orleans Bowl.

• **High School:** A two-star signee by *Rivals.com* at Coronado High in El Paso, Texas ... Received a *Scouts, Inc.* grade of 71 and was listed as the No. 72 tight end recruit ... Earned first-team all-district and all-city honors in each of his final two years (2009-10) ... Caught 23 passes for 457 yards and four touchdowns in 2010 ... Also rushed 14 times for 66 yards and a score ... As a junior, had 18 receptions for 291 yards and four TDs.

• **Personal:** Born Sept. 28, 1992, in El Paso, Texas ... Son of Gina and Craig Roberts ... Picked SDSU over New Mexico, UTEP, New Mexico State and Texas State ... Is majoring in public administration.

**Roberts' Career Statistics**

Season	GP	GS	Rec.	Yds.	Avg.	Long	TD	Rec/Gm	Yds/Gm.
2011	10	0	1	0	0.0	0	0	0.1	0.0
2012	13	8	3	23	7.7	13	1	0.2	1.8
2013	13	13	20	217	10.9	36	3	1.5	16.7
2014	9	9	13	119	9.2	19	1	1.4	13.2
<b>Career</b>	<b>45</b>	<b>30</b>	<b>37</b>	<b>359</b>	<b>9.7</b>	<b>36</b>	<b>5</b>	<b>0.8</b>	<b>8.0</b>

**Career Highs:** Carries: 1 vs. UNLV (9/27/14), vs. New Mexico (11/5/11); Rushing Yards: 3

vs. New Mexico (11/5/11); Long Rush: 3 vs. New Mexico (11/5/11); Receptions: 4 vs. Nevada (10/4/13); Receiving Yards: 80 vs. Nevada (10/4/13); Receiving Touchdowns: 1, 5 times; Long Reception: 36 vs. Nevada (10/4/13).

**2014 Highs:** Carries: 1 vs. UNLV (9/27/14); Rushing Yards: 2 vs. UNLV (9/27/14); Long Rush: 2 vs. UNLV (9/27/14); Receptions: 3 at Nevada (11/1/14); Receiving Yards: 33 at Nevada (11/1/14); Long Reception: 19 at Nevada (11/1/14); Receiving Touchdowns: 1 at Fresno State (10/3/14).

**Roberts' Career Game-by-Game Receiving**

Date	Opponent	GP	GS	No.	Yds.	Avg.	Lg.	TD	TD Lengths
S.3.11	Cal Poly	1	0	0	0	0.0	0	0	
S.10.11	at Army	1	0	0	0	0.0	0	0	
S.17.11	Washington State	1	0	0	0	0.0	0	0	
S.24.11	at 22/21 Michigan	--- Did Not Play ---							
O.8.11	TCU*	1	0	0	0	0.0	0	0	
O.13.11	at Air Force*	1	0	0	0	0.0	0	0	
O.29.11	Wyoming*	--- Did Not Play ---							
N.5.11	New Mexico*	1	0	0	0	0.0	0	0	
N.12.11	at Colorado State*	1	0	0	0	0.0	0	0	
N.19.11	10/11 Boise State*	1	0	0	0	0.0	0	0	
N.26.11	at UNLV*	1	0	0	0	0.0	0	0	
D.3.11	Fresno State*	--- Did Not Play ---							
D.17.11	vs. La.-Lafayette`	1	0	1	0	0.0	0	0	
S.1.12	at Washington	1	0	0	0	0.0	0	0	
S.8.12	Army	1	1	0	0	0.0	0	0	
S.15.12	North Dakota	1	0	1	13	13.0	13	0	
S.22.12	San José State	1	1	0	0	0.0	0	0	
S.29.12	at Fresno State*	1	1	0	0	0.0	0	0	
O.6.12	Hawai'i*	1	1	0	0	0.0	0	0	
O.13.12	Colorado State*	1	1	0	0	0.0	0	0	
O.20.12	at Nevada*	1	0	0	0	0.0	0	0	
O.27.12	UNLV*	1	1	0	0	0.0	0	0	
N.3.12	at 19/14 Boise State*	1	0	0	0	0.0	0	0	
N.10.12	Air Force*	1	1	0	0	0.0	0	0	
N.24.12	at Wyoming*	1	1	1	6	6.0	6	1	6
D.20.12	vs. Brigham Young^	1	0	1	4	4.0	4	0	
A.31.13	Eastern Illinois	1	1	0	0	0.0	0	0	
S.7.13	at 3/2 Ohio State	1	1	1	17	17.0	17	0	
S.21.13	Oregon State	1	1	1	23	23.0	23	0	
S.28.13	at New Mexico State	1	1	2	12	6.0	11	0	
O.4.13	Nevada*	1	1	4	80	20.0	36	0	
O.10.13	at Air Force*	1	1	0	0	0.0	0	0	
O.26.13	15/18 Fresno State*	1	1	3	20	6.7	11	0	
N.2.13	New Mexico*	1	1	0	0	0.0	0	0	
N.9.13	at San José State*	1	1	2	11	5.5	10	1	1
N.16.13	at Hawai'i*	1	1	1	3	3.0	3	0	
N.23.13	Boise State*	1	1	2	11	5.5	8	1	3
N.30.13	at UNLV*	1	1	3	29	9.7	18	0	
D.21.13	vs. Buffalo&	1	1	1	11	11.0	11	1	11
A.30.14	Northern Arizona	1	1	1	7	7.0	7	0	
S.6.14	at 21/23 No. Carolina	1	1	2	21	10.5	11	0	
S.20.14	at Oregon State	1	1	1	6	6.0	6	0	
S.27.14	UNLV*	1	1	1	16	16.0	16	0	
O.3.14	at Fresno State*	1	1	2	12	6.0	7	1	5
O.10.14	at New Mexico*	1	1	0	0	0.0	0	0	
O.18.14	Hawai'i*	1	1	1	6	6.0	6	0	
N.1.14	at Nevada*	1	1	3	33	11.0	19	0	
N.8.14	Idaho	1	1	2	18	9.0	13	0	

**Bold** indicates season high. \* - Mountain West game. ` - 2011 L+R Carrier New Orleans Bowl (Mercedes-Benz Stadium; New Orleans, La.). ^ - 2012 San Diego County Credit Union Poinsettia Bowl (Qualcomm Stadium; San Diego, Calif.). & - 2013 Famous Idaho Potato Bowl (Bronco Stadium; Boise, Idaho).

#3 EZELL RUFFIN (EE-zell)

Wide Receiver • Senior • 6-1 • 210 • Long Beach, Calif. • Woodrow Wilson HS

- **At San Diego State:** Highly touted wideout who is very athletic ... Excellent combination of speed and hands ... Had a solid first season in 2012 after not playing his first two years (redshirt in 2010 and did not play in 2011) and was even better last season (2013) ... Has five career 100-yard receiving games, which is tied for 23rd all-time at SDSU ... Has a catch in 18 straight games he has played and two or more receptions in 17 straight, both which are the longest streaks on the team ... Has led the team in receiving yards in a game 11 times over his career and in catches on 11 occasions ... Broke his collarbone after a 59-yard catch at North Carolina on Sept. 6, but returned to start and play at Nevada on Nov. 1.
- **2014 (Senior):** Is on the Biletnikoff Award Watch List, which goes to the nation's most outstanding receiver ... Is also on the preseason all-Mountain West second team by *Lindy's Sports* and *Phil Steele*, and a third-team pick by *Athlon Sports* ... Is deemed a player to watch by *Lindy's* and is also on CFP's Wide Receiver Trophy Watch List ... Started the team's first two games before suffering a broken collarbone early in the third quarter at No. 21/23 North Carolina ... Returned to start in his first game back at Nevada on Nov. 1 ... Has 13 catches for 224 yards, averaging 17.2 yards per reception ... Leads the team with 56.0 average yards per game ... Nine of his 13 catches have been for first down ... SDSU averaged 273.0 passing yards per game before he got hurt, which ranked in a tie for 49th in the nation. The Aztecs averaged just 129.2 yards per game after until he returned (Nov. 1) (121st in the nation) ... **vs. Northern Arizona (Aug. 30)** ... Started the opener vs. Northern Arizona and had four catches for a team-high 53 yards (13.3 avg.) ... All four catches were first-down grabs ... **at No. 21/23 North Carolina (Sept. 6)** ... Had two catches for 64 yards at No. 21/23 North Carolina, before exiting in the third quarter after a 59-yard reception with a broken collarbone ... **at Oregon State (Sept. 20)** ... Did not travel to Oregon State after having surgery on the broken collarbone on Sept. 8 ... **vs. UNLV (Sept. 27)** ... Also did not play vs. UNLV ... **at Fresno State (Oct. 3)** ... Also missed the Fresno State contest ... **at New Mexico (Oct. 10)** ... Did not travel to New Mexico ... **vs. Hawai'i (Oct. 18)** ... Was not cleared to play against Hawai'i ... **at Nevada (Nov. 1)** ... Had three catches for 21 yards at Nevada in his first appearance since Sept. 6 ... Earned the start as well ... Also carried once, but it was for a 2-yard loss ... **vs. Idaho (Nov. 8)** ... Had four receptions for a season-high 86 yards and two touchdowns in his second game back since breaking his collarbone at No. 21/23 North Carolina on Sept. 6 ... The touchdowns were his first two of the season and he now has five for his career ... It was his second career multiple touchdown game (also Nov. 2, 2013 vs. New Mexico).
- **2013 (Junior):** Was named an honorable-mention all-MW pick by the league's coaches and selected media ... Also was a midseason third-team all-MW pick by *Phil Steele* ... Was on the Biletnikoff Award Watch List, given annually the top collegiate wide receiver ... Led the team with 68 catches, 1,136 yards (16.7 avg.), and tied for second with three receiving touchdowns ... Became the 20th Aztec with a 1,000-yard season (22nd instance overall) and first since 2010 ... The 1,136 yards were the most by an Aztec non-senior in the history of the MW (since 1999) ... A whopping 43 of his 68 catches were for first down ... Also had eight rushing attempts ... Ranked sixth in the MW and 29th in the nation in receiving yards per game (87.4) ... Ranked second in the MW and is fourth nationally in receiving average (16.7) (min. 68 catches) ... Started the opener vs. Eastern Illinois, catching four balls for 91 yards ... Led the team with a 22.8 average yards per catch, was second with 91 yards and tied for second with four receptions ... Had a long of 49 yards from Adam Dingwell, which was the team's longest play of the game ... Also attempted his first pass of his career, which was incomplete ... Had six catches for a game-high 80 yards at No. 3/2 Ohio State ... The six receptions tied Lockett for the most on the team ... Averaged 13.3 yards per catch, which was the highest average on the team for players with multiple receptions ... Caught two passes for 27 yards (13.5 avg.) against Oregon State ... Both receptions came in the fourth quarter ... Also threw an incomplete pass ... Caught eight balls for 101 yards at New Mexico State, including a 39-yard grab ... It was his second career 100-yard game (also Sept. 8, 2012 vs. Army) and the 313th 100-yard game in school history ... Had four receptions for 70 yards (17.5 avg.) in the win vs. Nevada ... Included in the four receptions was a 36-yarder ... Had game highs of six catches and 108 yards and his first career touchdown in SDSU's come-from-behind win at Air Force ... The 62-yard touchdown catch (also a career-long grab) brought the Aztecs within a point at 20-19 in the fourth quarter, but SDSU missed the extra point ... It was his second 100-yard receiving game of the year and third of his career ... Had a career game vs. No. 15/18 Fresno State, tallying career bests in receptions (10) and receiving yards (181) for an 18.1 average ... It was his third 100-yard receiving game of the season and fourth of his career ... The 181 yards were the most since Vincent Brown had 184 vs. No. 25 Utah on Nov. 20, 2010 and were the 39th most in program history ... Finished with seven catches for 165 yards and two touchdowns in SDSU's win over New Mexico ... It was his third straight 100-yard receiving game (tied for eighth all-time at

- SDSU), fourth 100-yard game this year and fifth of his career (tied for 23rd all-time at SDSU) ... Went over 1,000 yards receiving for his career with his first catch, a career-long 75-yard pass from Quinn Kaehler ... Had his first career two-touchdown game ... Caught three passes for 25 yards in the win at San José State ... Just missed another 100-yard receiving game at Hawai'i with 99 yards on four catches and a 24.8 average ... Caught four passes for 59 yards in the Aztec win vs. Boise State ... The 59 yards moved him past the 1,000-yard plateau for the season, the 20th Aztec to do so ... Had five receptions for 55 yards off the bench at UNLV ... Had a game-high five catches for 75 yards vs. Buffalo in the Famous Idaho Potato Bowl ... Also set a career high with three rushing attempts for a season-high seven yards.
- **2012 (Sophomore):** Had 17 receptions for 319 yards (18.8 average per catch) ... The 18.8 average was the highest by an Aztec since current San Diego Charger Vincent Brown averaged 19.6 yards per catch in 2011 ... Fourteen of his 17 catches (82.4 percent) went for a first down ... Played in 12 of the team's 13 games, starting four times, including the Poinsettia Bowl vs. Brigham Young ... Earned his first career start and played in his first career game in the team's opener at Washington ... Didn't make a catch, but did have a 9-yard rush ... Had a breakout game against Army with five receptions for 132 yards ... All five catches were for a first down ... He became the 80th player in program history to record a 100-yard game ... Started again vs. North Dakota and had a 2-yard rush ... Caught an 11-yard pass off the bench vs. San José State ... Had two catches for 40 yards, including a 37-yarder, at Fresno State despite playing with a broken hand ... Had team highs of four receptions and 43 yards against Hawai'i and added a 10-yard rush ... Did not play vs. Colorado State ... Returned to action at Nevada and had a 30-yard catch late in the fourth quarter that led to Chance Marden's game-tying field goal ... Played vs. UNLV without a stat ... Played again at Boise State without recording a stat ... Grabbed three balls for 36 yards vs. Air Force ... Played at Wyoming, but did not record a catch ... Had a 27-yard catch against Brigham Young in the Poinsettia Bowl.
- **2011 (Freshman):** Did not play in his second season at SDSU.
- **2010 (Redshirt):** Initially moved to running back during preseason camp, but moved back to wideout before the season got underway ... Ultimately ended up using his redshirt campaign.
- **High School:** Competed on both offense and defense during his time at Wilson High, lettering four times ... Caught 21 passes for 301 yards and four TDs, while gaining 758 yards on the ground and scoring 12 times on 104 rushes ... Also threw a 49-yard touchdown pass ... In the return game, he averaged 21.5 yards with a long of 65 yards on kickoffs and 18.1 yards with a long of 55 on punts ... On defense, he had 30 tackles, three pass deflections, two interceptions, two forced fumbles and one fumble recovery ... Started at Wilson as a sophomore ... Was an all-league pick and co-offensive MVP for his team as a senior ... Also competed in track.
- **Personal:** Born March 17, 1992, in Hollywood, Calif. ... Son of John and Carol Ruffin ... Chose San Diego State over the likes of Nebraska, Arizona State, Notre Dame, Purdue, Tennessee, UCLA, Washington, New Mexico, New Mexico State, Utah State and UNLV ... Is majoring in social science.

Ruffin's Career Statistics

Receiving									
Season	GP	GS	Rec.	Yds.	Avg.	Long	TD	Rec/Gm	Yds/Gm.
2012	12	4	17	319	18.8	57	0	1.4	26.6
2013	13	12	68	1,136	16.7	75	3	5.2	87.4
2014	4	4	13	224	17.2	59	2	3.3	56.0
<b>Career</b>	<b>29</b>	<b>20</b>	<b>98</b>	<b>1,679</b>	<b>17.1</b>	<b>75</b>	<b>5</b>	<b>3.4</b>	<b>57.9</b>

**Career Highs:** Receptions: 10 vs. Fresno State (10/26/13); Receiving Yards: 181 vs. Fresno State (10/26/13); Receiving Touchdowns: 2 vs. Idaho (11/8/14), vs. New Mexico (11/2/13); Long Reception: 75 vs. New Mexico (11/2/13); Carries: 3 vs. Buffalo (12/31/13); Rushing Yards: 9 at Washington (9/1/12); Long Rush: 10 vs. Hawai'i (10/6/12); Passing Attempts: 1 vs. Oregon State (9/21/13), vs. Eastern Illinois (8/31/13).

**2014 Highs:** Receptions: 4 vs. Idaho (11/8/14), vs. Northern Arizona (8/30/14); Receiving Yards: 86 vs. Idaho (11/8/14); Receiving Touchdowns: 2 vs. Idaho (11/8/14); Long Reception: 59 at North Carolina (9/6/14).

Ruffin's Career Game-by-Game

Receiving									
Date	Opponent	GP	GS	No.	Yds.	Avg.	Lg.	TD	TD Lengths
S.1.12	at Washington	1	1	0	0	0.0	0	0	
S.8.12	Army	1	1	5	132	26.4	57	0	
S.15.12	North Dakota	1	1	0	0	0.0	0	0	
S.22.12	San José State	1	0	1	11	11.0	11	0	

S.29.12	at Fresno State*	1	0	2	40	20.0	37	0		
O.6.12	Hawai'i*	1	0	4	43	10.8	15	0		
O.13.12	Colorado State*	--- Did Not Play - Injury ---								
O.20.12	at Nevada*	1	0	1	30	<b>30.0</b>	30	0		
O.27.12	UNLV*	1	0	0	0	0.0	0	0		
N.3.12	at 19/14 Boise State*	1	0	0	0	0.0	0	0		
N.10.12	Air Force*	1	0	3	36	12.0	14	0		
N.24.12	at Wyoming*	1	0	0	0	0.0	0	0		
D.20.12	vs. Brigham Young^	1	1	1	27	27.0	27	0		
A.31.13	Eastern Illinois	1	1	4	91	22.8	49	0		
S.7.13	at 3/2 Ohio State	1	1	6	80	13.3	18	0		
S.21.13	Oregon State	1	1	2	27	13.5	20	0		
S.28.13	at New Mexico State	1	1	8	101	12.6	39	0		
O.4.13	Nevada*	1	1	4	70	17.5	36	0		
O.10.13	at Air Force*	1	1	6	108	18.0	62	1	62	
O.26.13	15/18 Fresno State*	1	1	<b>10</b>	<b>181</b>	18.1	44	0		
N.2.13	New Mexico*	1	1	7	165	23.6	<b>75</b>	<b>2</b>	<b>75, 24</b>	
N.9.13	at San José State*	1	1	3	25	8.3	9	0		
N.16.13	at Hawai'i*	1	1	4	99	<b>24.8</b>	31	0		
N.23.13	Boise State*	1	1	4	59	14.8	28	0		
N.30.13	at UNLV*	1	0	5	55	11.0	17	0		
D.21.13	vs. Buffalo*	1	1	5	75	15.0	39	0		
A.30.14	Northern Arizona	1	1	4	53	13.3	19	0		
S.6.14	at 21/23 No. Carolina	1	1	2	64	<b>32.0</b>	<b>59</b>	0		
S.20.14	at Oregon State	--- Did Not Play - Injury ---								
S.27.14	UNLV*	--- Did Not Play - Injury ---								
O.3.14	at Fresno State*	--- Did Not Play - Injury ---								
O.10.14	at New Mexico*	--- Did Not Play - Injury ---								
O.18.14	Hawai'i*	--- Did Not Play - Injury ---								
N.1.14	at Nevada*	1	1	3	21	7.0	9	0		
N.8.14	Idaho	1	1	4	<b>86</b>	21.5	28	<b>2</b>	<b>24, 28</b>	

**Bold** indicates season high. \* - Mountain West game. ^ - 2012 San Diego County Credit Union Poinsettia Bowl (Qualcomm Stadium; San Diego, Calif.). & - 2013 Famous Idaho Potato Bowl (Bronco Stadium; Boise, Idaho).

#99 JON SANCHEZ

Defensive Line • Junior • 6-2 • 260 • Murrieta, Calif. • Murrieta HS

- **At San Diego State:** A physical player who was one of SDSU's top guys off the bench the past two seasons (2012-13) ... Is listed as the starter at left defensive end heading into the Boise State game for the ninth straight contest ... Has played in all 35 games since the 2012 campaign.
- **2014 (Junior):** Started all nine of the team's games on the season ... Has 21 tackles (18 solo), five tackles for loss, a sack, a 6-yard interception return, a pass breakup and a team-high-tying five quarterback hurries ... **vs. Northern Arizona (Aug. 30)** ... Made his first career start in the opener vs. Northern Arizona and made two tackles (both solo) ... **at No. 21/23 North Carolina (Sept. 6)** ... Had a career-high six tackles (four solo) at No. 21/23 North Carolina and 1.0 TFL, to go along with his first career interception ... The interception return for six yards in the second quarter led to a 12-yard touchdown run by Donnel Pumphrey, which gave SDSU its first lead at 14-7 ... **at Oregon State (Sept. 20)** ... Earned his third straight start at Oregon State, but did not record a stat ... **vs. UNLV (Sept. 27)** ... Made two tackles (one solo) with a tackle for loss and a quarterback hurry against UNLV in another start ... **at Fresno State (Oct. 3)** ... Had five stops (all solo), a TFL and a PBU in a fifth straight start at Fresno State ... **at New Mexico (Oct. 10)** ... Made one solo stop in another start at New Mexico ... **vs. Hawai'i (Oct. 18)** ... Had one solo tackle in a seventh consecutive start against Hawai'i ... **at Nevada (Nov. 1)** ... Had a big game at Nevada, making three tackles (all solo), 2.0 tackles for loss, a sack and a quarterback hurry ... The 2.0 TFL were a career best ... **vs. Idaho (Nov. 8)** ... Came up with a solo stop against Idaho in another start, along with another quarterback hurry.
- **2013 (Sophomore):** Played in all 13 games off the bench, recording 22 tackles, 4.0 tackles for loss and two sacks ... Saw playing time vs. Eastern Illinois, but did not register a stat ... Came off the bench vs. No. 3/2 Ohio State to record his first two tackles of the season ... Both were of the solo variety ... Recorded two assisted tackles with 0.5 TFL vs. Oregon State ... Tied a career high with four stops off the bench at New Mexico State ... Made two solo tackles with

a TFL off the bench vs. Nevada ... Had one assisted tackle and 0.5 TFL at Air Force ... Made three stops in a reserve role vs. No. 15/18 Fresno State ... Came off the bench again vs. New Mexico, but did not record a stat ... Had three tackles at San José State, including his first career sack for five yards ... Made two stops off the pine at Hawai'i ... Had one solo tackle in a reserve role vs. Boise State ... Came up with a solo stop off the bench at UNLV ... Had a seven-yard sack off the bench against Buffalo in the Famous Idaho Potato Bowl.

- **2012 (Freshman):** Played in all 13 games in a reserve role ... Was one of seven Aztecs to record at least one tackle in every game and was the only player not to start a game to make at least one stop in every contest ... Finished with 21 tackles, including 2.0 tackles for loss, and a pass break-up ... Logged his first snaps off the bench at Washington and had one tackle ... Added another tackle at home vs. Army ... Recorded a tackle vs. North Dakota ... Had two stops against San José State ... Added a tackle at Fresno State ... Recorded a career-high four tackles (all solo), including his first-ever TFL vs. Hawai'i ... Had another tackle vs. Colorado State ... Had another stop at Nevada ... Made a solo stop vs. UNLV ... Had three tackles and a 0.5 TFL at Boise State ... Made one tackle (solo) vs. Air Force ... Had two tackles, including 0.5 tackles for loss, and his first-ever PBU at Wyoming ... Recorded two tackles, including 0.5 TFL, against Brigham Young in the Poinsettia Bowl.
- **2011 (Redshirt):** Redshirted his first year at SDSU.
- **High School:** A three-star recruit by *Rivals.com* ... Earned a *Scouts, Inc.* grade of 76 ... A three-star recruit and the 129th overall defensive end prospect by *ESPN.com* ... Made 79 tackles, including 53 solo efforts, and recorded eight sacks in 2010 ... Helped Vista Murrieta to a Southwestern League title and a second-place Southern Section Inland Division finish ... First-team all-Southwestern League and all-Valley recipient ... All-Inland Empire team and all-CIF honoree ... Team captain in 2010 ... Made 83 tackles and five sacks as a junior, including 58 solo tackles ... Second-team all-Southwestern League that year ... Team was CIF runner-ups both years he played.
- **Personal:** Born March 10, 1993, in Long Beach, Calif. ... Son of Priscilla and Genero Sanchez ... Received offers from Arizona and Colorado State and was recruited by Boise State ... Is majoring in kinesiology and is specializing in fitness.

Sanchez' Career Statistics

Season	GP	GS	UA	A	TT	TFL	Sk	Int.	PBU	FF	FR
2012	13	0	11	10	21	2.0	0.0	0	1	0	0
2013	13	0	11	11	22	4.0	2.0	0	0	0	0
2014	9	9	18	3	21	5.0	1.0	1	1	0	0
<b>Career</b>	<b>35</b>	<b>9</b>	<b>40</b>	<b>24</b>	<b>64</b>	<b>11.0</b>	<b>3.0</b>	<b>1</b>	<b>2</b>	<b>0</b>	<b>0</b>

**Career Highs:** Tackles: 6 at North Carolina (9/6/14); Tackles For Loss: 2.0 at Nevada (11/1/14); Sacks: 1.0 at Nevada (11/1/14), vs. Buffalo (12/31/13), at San José State (11/9/13); Interceptions: 1 at North Carolina (9/6/14); Passes Broken Up: 1 at Fresno State (10/3/14), at Wyoming (11/24/12).

**2014 Highs:** Tackles: 6 at North Carolina (9/6/14); Tackles For Loss: 2.0 at Nevada (11/1/14); Sacks: 1.0 at Nevada (11/1/14); Interceptions: 1 at North Carolina (9/6/14); Passes Broken Up: 1 at Fresno State (10/3/14).

Sanchez' Career Game-by-Game

Date	Opponent	GP	GS	UA	A	TT	TFL	Sk.	Int.	PBU	FF	FR
S.1.12	at Washington	1	0	0	1	1	0.0	0.0	0	0	0	0
S.8.12	Army	1	0	0	1	1	0.0	0.0	0	0	0	0
S.15.12	North Dakota	1	0	0	1	1	0.0	0.0	0	0	0	0
S.22.12	San José State	1	0	2	0	2	0.0	0.0	0	0	0	0
S.29.12	at Fresno State*	1	0	1	0	1	0.0	0.0	0	0	0	0
O.6.12	Hawai'i*	1	0	4	0	4	1.0	0.0	0	0	0	0
O.13.12	Colorado State*	1	0	0	1	1	0.0	0.0	0	0	0	0
O.20.12	at Nevada*	1	0	1	0	1	0.0	0.0	0	0	0	0
O.27.12	UNLV*	1	0	1	0	1	0.0	0.0	0	0	0	0
N.3.12	at 19/14 Boise State*	1	0	0	3	3	0.5	0.0	0	0	0	0
N.10.12	Air Force*	1	0	1	0	1	0.0	0.0	0	0	0	0
N.24.12	at Wyoming*	1	0	0	2	2	0.5	0.0	0	1	0	0
D.20.12	vs. Brigham Young^	1	0	1	1	2	0.0	0.0	0	0	0	0
A.31.13	Eastern Illinois	1	0	0	0	0	0.0	0.0	0	0	0	0
S.7.13	at 3/2 Ohio State	1	0	2	0	2	0.0	0.0	0	0	0	0
S.21.13	Oregon State	1	0	0	2	2	0.5	0.0	0	0	0	0
S.28.13	at New Mexico State	1	0	0	4	4	0.0	0.0	0	0	0	0
O.4.13	Nevada*	1	0	2	0	2	1.0	0.0	0	0	0	0

O.10.13	at Air Force*	1	0	0	1	1	0.5	0.0	0	0	0	0	0
O.26.13	15/18 Fresno State*	1	0	1	2	3	0.0	0.0	0	0	0	0	0
N.2.13	New Mexico*	1	0	0	0	0	0.0	0.0	0	0	0	0	0
N.9.13	at San José State*	1	0	1	2	3	<b>1.0</b>	<b>1.0</b>	0	0	0	0	0
N.16.13	at Hawai'i*	1	0	2	0	2	0.0	0.0	0	0	0	0	0
N.23.13	Boise State*	1	0	0	1	1	0.0	0.0	0	0	0	0	0
N.30.13	at UNLV*	1	0	1	0	1	0.0	0.0	0	0	0	0	0
D.31.13	vs. Buffalo&	1	0	1	0	1	<b>1.0</b>	<b>1.0</b>	0	0	0	0	0
A.30.14	Northern Arizona	1	1	2	0	2	0.0	0.0	0	0	0	0	0
S.6.14	at 21/23 No. Carolina	1	1	4	<b>2</b>	<b>6</b>	1.0	0.0	<b>1</b>	0	0	0	0
S.20.14	at Oregon State	1	1	0	0	0	0.0	0.0	0	0	0	0	0
S.27.14	UNLV*	1	1	1	1	2	1.0	0.0	0	0	0	0	0
O.3.14	at Fresno State*	1	1	<b>5</b>	0	<b>5</b>	1.0	0.0	0	<b>1</b>	0	0	0
O.10.14	at New Mexico*	1	1	1	0	1	0.0	0.0	0	0	0	0	0
O.18.14	Hawai'i*	1	1	1	0	1	0.0	0.0	0	0	0	0	0
N.1.14	at Nevada*	1	1	3	0	3	<b>2.0</b>	<b>1.0</b>	0	0	0	0	0
N.8.14	Idaho	1	1	1	0	1	0.0	0.0	0	0	0	0	0

**Bold** indicates season high. \* - Mountain West game. ^ - 2012 San Diego County Credit Union Poinsettia Bowl (Qualcomm Stadium; San Diego, Calif.). & - 2013 Famous Idaho Potato Bowl (Bronco Stadium; Boise, Idaho).

**#55 MICAH SEAU (MIKE-ah SAY-ow)**

**Linebacker • Sophomore • 6-3 • 260 • Spring Valley, Calif. • The Bishop's School**

- **At San Diego State:** A physical presence with a great motor ... Is listed as the backup left outside linebacker heading into the Boise State game ... Originally signed with the 2011 class, but did not enroll until the 2012 spring semester ... Nephew of former NFL linebacker Junior Seau.
- **2014 (Sophomore):** Has played in four of the team's nine games on the season, starting the opener vs. Northern Arizona ... Has one tackle (unassisted) and a pass breakup in 2014 ... **vs. Northern Arizona (Oct. 30)** ... Made his first career start in the opener against Northern Arizona, where he had one assisted tackle and added his first career pass breakup ... **at No. 21/23 North Carolina (Sept. 6)** ... Came off the bench at No. 21/23 North Carolina without recording a stat ... **at Oregon State (Sept. 20)** ... Logged playing time at Oregon State, but did not find the stat sheet ... **vs. UNLV (Sept. 27)** ... Did not play against UNLV ... **at Fresno State (Oct. 3)** ... Was on the travel squad once again at Fresno State without seeing any action ... **at New Mexico (Oct. 10)** ... Made the trip to New Mexico, but did not play in the game ... **vs. Hawai'i (Oct. 18)** ... Suited up again vs. Hawai'i, but did not see the field ... **at Nevada (Nov. 1)** ... Did not play at Nevada ... **vs. Idaho (Nov. 8)** ... Saw time on special teams vs. Idaho without recording a stat.
- **2013 (Freshman):** Played in 11 games in a reserve role, making 10 tackles with 0.5 TFL ... Dressed, but did not play in the opener vs. Eastern Illinois ... Saw plenty of playing time at No. 3/2 Ohio State on special teams and at linebacker, where he had one assisted tackle ... Logged playing time vs. Oregon State without making the stat sheet ... Came off the bench again at New Mexico State, recording an assisted tackle and 0.5 TFL for two yards ... Made a career-high three tackles (two solo) off the bench vs. Nevada ... Saw time off the bench again at Air Force, but did not make the stat sheet ... Played against No. 15/18 Fresno State without making the stat sheet ... Played again vs. New Mexico off the bench, but did not make a stat ... Came up with three tackles off the pine at San José State ... Had one assisted tackle at Hawai'i ... Played off the bench against Boise State without finding the stat sheet ... Played at UNLV without recording a stat ... Made one tackle in a reserve role vs. Buffalo in the Famous Idaho Potato Bowl.
- **2012 (Redshirt):** Redshirted his first season at SDSU.
- **High School:** A three-star recruit by *Rivals.com* ... Received a *Scouts, Inc.* grade of 77 on *ESPN.com* and was ranked by them as the 87th-best linebacker recruit in the country ... A first-team *Sectionsports.com* all-San Diego Section pick ... Helped Bishop's to an undefeated season and a Coastal League title ... Also a three-year basketball letterman.
- **Personal:** Born Oct. 30, 1992, in Stockton, Calif. ... Son of Savaii Seau ... Chose SDSU to remain close to his family ... Is majoring in criminal justice.

**Seau's Career Statistics**

Season	GP	GS	UA	A	TT	TFL	Sk	Int.	PBU	FF	FR
2013	12	0	3	7	10	0.5	0.0	0	0	0	0
2014	4	1	0	1	1	0.0	0.0	0	1	0	0
<b>Career</b>	<b>16</b>	<b>1</b>	<b>3</b>	<b>8</b>	<b>11</b>	<b>0.5</b>	<b>0.0</b>	<b>0</b>	<b>1</b>	<b>0</b>	<b>0</b>

**Career Highs:** Tackles: 3 at San José State (11/9/13), vs. Nevada (10/4/13); Tackles For Loss: 0.5 at New Mexico State (9/28/13); Passes Broken Up: 1 vs. Northern Arizona (8/30/14).

**2014 Highs:** Tackles: 1 vs. Northern Arizona (8/30/14); Passed Broken Up: 1 vs. Northern Arizona (8/30/14).

**Seau's Career Game-by-Game**

Date	Opponent	GP	GS	UA	A	TT	TFL	Sk.	Int.	PBU	FF	FR
A.31.13	Eastern Illinois	--- Did Not Play ---										
S.7.13	at 3/2 Ohio State	1	0	0	1	1	0.0	0.0	0	0	0	0
S.21.13	Oregon State	1	0	0	0	0	0.0	0.0	0	0	0	0
S.28.13	at New Mexico State	1	0	0	1	1	<b>0.5</b>	0.0	0	0	0	0
O.4.13	Nevada*	1	0	2	1	3	0.0	0.0	0	0	0	0
O.10.13	at Air Force*	1	0	0	0	0	0.0	0.0	0	0	0	0
O.26.13	15/18 Fresno State*	1	0	0	0	0	0.0	0.0	0	0	0	0
N.2.13	New Mexico*	1	0	0	0	0	0.0	0.0	0	0	0	0
N.9.13	at San José State*	1	0	0	3	3	0.0	0.0	0	0	0	0
N.16.13	at Hawai'i*	1	0	0	1	1	0.0	0.0	0	0	0	0
N.23.13	Boise State*	1	0	0	0	0	0.0	0.0	0	0	0	0
N.30.13	at UNLV*	1	0	0	0	0	0.0	0.0	0	0	0	0
D.21.13	vs. Buffalo&	1	0	1	0	1	0.0	0.0	0	0	0	0
A.30.14	Northern Arizona	1	1	0	1	1	0.0	0.0	0	1	0	0
S.6.14	at 21/23 No. Carolina	1	0	0	0	0	0.0	0.0	0	0	0	0
S.20.14	at Oregon State	1	0	0	0	0	0.0	0.0	0	0	0	0
S.27.14	UNLV*	--- Did Not Play ---										
O.3.14	at Fresno State*	--- Did Not Play ---										
O.10.14	at New Mexico*	--- Did Not Play ---										
O.18.14	Hawai'i*	--- Did Not Play ---										
N.1.14	at Nevada*	--- Did Not Play ---										
N.8.14	Idaho	1	0	0	0	0	0.0	0.0	0	0	0	0

**Bold** indicates season high. \* - Mountain West game. & - 2013 Famous Idaho Potato Bowl (Bronco Stadium; Boise, Idaho).

**#56 NICO SIRAGUSA (KNEE-co SEER-ah-goo-sah)**

**Offensive Line • Sophomore • 6-5 • 325 • Chula Vista, Calif. • Mater Dei Catholic HS**

- **At San Diego State:** A big body with solid technique ... Is listed as the starter at left guard heading into the Boise State contest after starting the first nine games of 2014 there and once at right guard in 2013, while playing in all 13 games last year ... Also has seen time on special teams.
- **2014 (Junior):** Started the team's nine games this season ... Made his second career start in the team's opener vs. Northern Arizona, but first at left guard ... Started again at left guard at No. 21/23 North Carolina, at Oregon State, vs. UNLV, at Fresno State, at New Mexico, vs. Hawai'i, at Nevada and against Idaho.
- **2013 (Sophomore):** Played in all 13 games with one start at right guard ... Started the opener vs. Eastern Illinois at right guard ... Played against Ohio State on special teams, and again vs. Oregon State, at New Mexico State, vs. Nevada, at Air Force, against Fresno State, vs. New Mexico, at San José State, at Hawai'i, vs. Boise State, at UNLV and vs. Buffalo in the Famous Idaho Potato Bowl.
- **2012 (Redshirt):** Utilized his redshirt season.
- **High School:** All-CIF first team and first-team all-state from Mater Dei High, who only played two years of high school football ... Three-star offensive lineman by *Rivals.com*, *Scout.com* and ranked No. 93 among the 2012 ESPNU top California recruits ... Also lettered in baseball (freshman year) and basketball (freshman, sophomore, junior years).
- **Personal:** Born May 10, 1994, in San Diego, Calif. ... Son of Dianne and Ramon Siragusa ... Recruited by Oregon State, Washington State, Arizona State, Colorado, Fresno State, New Mexico State, San José State, SMU and UNLV ... Is majoring in social science.



**Siragusa's Career Statistics**

Season	GP	GS
2013	13	1
2014	9	9
<b>Career</b>	<b>22</b>	<b>10</b>

**Siragusa's Career Game-by-Game**

Date	Opponent	GP	GS/POS
A.31.13	Eastern Illinois	1	RG
S.7.13	at No. 2/3 Ohio State	1	
S.21.13	Oregon State	1	
S.28.13	at New Mexico State	1	
O.4.13	Nevada*	1	
O.10.13	at Air Force*	1	
O.26.13	Fresno State*	1	
N.2.13	New Mexico*	1	
N.9.13	at San José State*	1	
N.16.13	at Hawai'i*	1	
N.23.13	Boise State*	1	
N.30.13	at UNLV*	1	
D.21.13	vs. Buffalo&	1	
A.30.14	Northern Arizona	1	LG
S.6.14	at 21/23 No. Carolina	1	LG
S.20.14	at Oregon State	1	LG
S.27.14	UNLV*	1	LG
O.3.14	at Fresno State*	1	LG
O.10.14	at New Mexico*	1	LG
O.18.14	Hawai'i*	1	LG
N.1.14	at Nevada*	1	LG
N.8.14	Idaho	1	LG

\* - Mountain West game. & - 2013 Famous Idaho Potato Bowl (Bronco Stadium; Boise, Idaho).

**#71 PEARCE SLATER**

**Offensive Line • Junior • 6-7 • 335 • Los Angeles, Calif. • El Camino College**

- **At San Diego State:** Big, wide offensive lineman who has competed right away after joining the Aztecs in the spring ... Is listed as the starting right tackle heading into the Boise State contest for the 10th consecutive game.
- **2014 (Junior):** Started all nine games this season ... Started at right tackle in the opener vs. Northern Arizona, making it two straight years that an Aztec started the opener at right tackle without ever having played a Division I game (Terry Poole) ... Started again the following week at No. 21/23 North Carolina, at Oregon State, against UNLV, at Fresno State, at New Mexico, vs. Hawai'i, at Nevada and against Idaho.
- **2012-13 (at El Camino College):** Played two seasons at El Camino College in Torrance, Calif. ... Helped El Camino average 426.6 yards of offense per game in 2013, up from 323.7 yards per contest in 2012 ... Was a three-star recruit by *Rivals.com* and *Scout.com*, and a two-star recruit by *247sports.com* ... Was rated as the 31st-best offensive tackle by 247sports, while receiving a rating of 70.
- **High School:** Earned two letters at Taft High in Woodland Hills, Calif.
- **Personal:** Is majoring in communication with a focus in liberal arts.

**Slater's Career Statistics**

Season	GP	GS
2014	9	9
<b>Career</b>	<b>9</b>	<b>9</b>

**Slater's Career Game-by-Game**

Date	Opponent	GP	GS/POS
A.30.14	Northern Arizona	1	RT
S.6.14	at 21/23 No. Carolina	1	RT
S.20.14	at Oregon State	1	RT
S.27.14	UNLV*	1	RT
O.3.14	at Fresno State*	1	RT

O.10.14	at New Mexico*	1	RT
O.18.14	Hawai'i*	1	RT
N.1.14	at Nevada*	1	RT
N.8.14	Idaho	1	RT

\* - Mountain West game.

**#73 JORDAN SMITH**

**Offensive Line • Junior • 6-5 • 285 • Redlands, Calif. • Redlands HS**

- **At San Diego State:** An athletic, forceful run blocker who can develop into a polished pass protector ... Was the team's starting center last year in all 13 games, but has moved to the backup right guard spot for the past nine games ... Came to SDSU expecting to play offensive tackle.
- **2014 (Junior):** Is on the Rimington Watch List, which goes out to the most outstanding center in the country ... Has played in all nine games so far this season, mainly on special teams ... Came off the bench in the opener vs. Northern Arizona, logging snaps late in the game and playing on special teams ... Also played on special teams at No. 21/23 North Carolina, at Oregon State, against UNLV, at Fresno State, at New Mexico, against Hawai'i, at Nevada and vs. Idaho.
- **2013 (Sophomore):** Started all 13 games at center ... Started the opener vs. Eastern Illinois at center, and followed with starts at Ohio State, against Oregon State, at New Mexico State, vs. Nevada, at Air Force, vs. Fresno State, against New Mexico, at San José State, at Hawai'i, vs. Boise State, at UNLV and vs. Buffalo in the Famous Idaho Potato Bowl.
- **2012 (Freshman):** Played in 12 of the team's 13 games, mostly on special teams ... Also got a start at tight end vs. UNLV ... Only game he missed was the opener at Washington.
- **2011 (Redshirt):** Redshirted his first year with the Aztecs.
- **High School:** A three-star recruit by *Rivals.com* ... Received a *Scouts, Inc.* grade of 73 ... A 2010-11 all-CIF Southern Section selection ... Was a team captain for one season ... An all-county and all-Inland Empire elite honoree ... A first-team all-Citrus Belt League selection following his junior and senior seasons.
- **Personal:** Born March 24, 1993, in Redlands, Calif. ... Son of Sharon Wood and Jimmy Smith ... Also considered USC, Hawai'i, Colorado State and New Mexico State ... Went to the same high school as former defensive lineman Jordan Thomas ... Is majoring in public administration.

**J. Smith's Career Statistics**

Season	GP	GS
2012	12	1
2013	13	13
2014	9	0
<b>Career</b>	<b>34</b>	<b>14</b>

**J. Smith's Career Game-by-Game**

Date	Opponent	GP	GS/POS
S.1.12	at Washington		--- DNP - Injury ---
S.8.12	Army	1	
S.15.12	North Dakota	1	
S.22.12	San José State	1	
S.29.12	at Fresno State*	1	
O.6.12	Hawai'i*	1	
O.13.12	Colorado State*	1	
O.20.12	at Nevada*	1	
O.27.12	UNLV*	1	TE
N.3.12	at 19/14 Boise State*	1	
N.10.12	Air Force*	1	
N.24.12	at Wyoming*	1	
D.20.12	vs. Brigham Young^	1	
A.31.13	Eastern Illinois	1	C
S.7.13	at 3/2 Ohio State	1	C
S.21.13	Oregon State	1	C
S.28.13	at New Mexico State	1	C
O.4.13	Nevada*	1	C
O.10.13	at Air Force*	1	C
O.26.13	15/18 Fresno State*	1	C

N.2.13	New Mexico*	1	C
N.9.13	at San José State*	1	C
N.16.13	at Hawai'i*	1	C
N.23.13	Boise State*	1	C
N.30.13	at UNLV*	1	C
D.21.13	vs. Buffalo&	1	C
A.30.14	Northern Arizona	1	
S.6.14	at 21/23 No. Carolina	1	
S.20.14	at Oregon State	1	
S.27.14	UNLV*	1	
O.3.14	at Fresno State*	1	
O.10.14	at New Mexico*	1	
O.18.14	Hawai'i*	1	
N.1.14	at Nevada*	1	
N.8.14	Idaho	1	

\* - Mountain West game. ^ - 2012 San Diego County Credit Union Poinsettia Bowl (Qualcomm Stadium; San Diego, Calif.) & - 2013 Famous Idaho Potato Bowl (Bronco Stadium; Boise, Idaho).

## #12 MALIK SMITH (MAH-leek)

Warrior • Sophomore • 6-0 • 185 • Compton, Calif. • Dominguez HS

- **At San Diego State:** Improved his play last year as a true freshman, working himself into a backup role by the end of the season ... Is now expected to start at one of the two Aztec spots for the 10th straight game of 2014 at Boise State... Originally was on special teams, but has seen more time in the defensive backfield.
- **2014 (Sophomore):** Has started all nine of the team's games this season ... Has 36 tackles (19 solo), six pass breakups, 3.5 tackles for loss, two interceptions, a fumble recovery and a quarterback hurry ... **vs. Northern Arizona (Aug. 30)** ... Made his first career start in the opener vs. Northern Arizona, logging a team-high seven tackles (five solo), a game-high three pass breakups and adding one tackle for loss ... The three PBUs were the most in the nation in the first week of FBS play ... **at No. 21/23 North Carolina (Sept. 6)** ... Had three tackles in another start at No. 21/23 North Carolina ... **at Oregon State (Sept. 20)** ... Had another solid outing in a start at Oregon State, making five tackles with 0.5 TFL, his first career interception and a pass breakup ... **vs. UNLV (Sept. 27)** ... Made one solo stop against UNLV in his fourth career start ... **at Fresno State (Oct. 3)** ... Came up with four tackles (two solo) at Fresno State ... **at New Mexico (Oct. 10)** ... Recorded five tackles and a career-high 1.5 tackles for loss at New Mexico ... **vs. Hawai'i (Oct. 18)** ... Had a solid all-around game against Hawai'i, making one tackle, and recording an interception and recovering a fumble in back-to-back plays in the fourth quarter to seal the win for SDSU ... The fumble recovery was the first of his career ... **at Nevada (Nov. 1)** ... Had four stops (two solos), two PBUs and 0.5 TFL in an eighth straight start at Nevada ... **vs. Idaho (Nov. 8)** ... Came up with six tackles, including four stops, and his first quarterback hurry in another start against Idaho.
- **2013 (Freshman):** Played in 12 games off the bench as a true freshman, registering 21 tackles (14 solos) ... Did not dress or play in the opener vs. Eastern Illinois ... Saw his first collegiate playing time against No. 3/2 Ohio State, but did not make the stat sheet ... Also saw time off the bench against Oregon State without recording a stat ... Had his first career tackle off the bench at New Mexico State ... Had a huge breakout game off the bench vs. Nevada, making a career-high 10 tackles (eight solo) ... The 10 tackles tied Derek Largent for the most in the game for either team ... Had four stops off the bench at Air Force ... Had an assisted tackle in a reserve role vs. No. 15/18 Fresno State ... Came up with two solo stops vs. New Mexico ... Played at San José State off the pine without making the stat sheet ... Made two tackles in a reserve role at Hawai'i ... Played off the bench against Boise State without making a stat ... Came off the bench in the regular season finale at UNLV, but did not make a stat ... Came up with one tackle vs. Buffalo in the Famous Idaho Potato Bowl.
- **High School:** A safety who played his prep ball at Dominguez High School with cornerback Kalan Montgomery ... Helped the Dons to a 7-4 record in 2011, including a 4-1 mark in league play ... A two-star recruit by both *Rivals.com* and *Scout.com* ... Rated as the 196th-best safety in the country among all incoming recruits by *Scout*.
- **Personal:** Picked SDSU after receiving interest in the recruiting process from Arizona, Colorado, Michigan, Nevada, Utah and Washington State ... Majoring in criminal justice.

## M. Smith's Career Statistics

Season	GP	GS	UA	A	TT	TFL	Sk	Int.	PBU	FF	FR
2013	12	0	14	7	21	0.0	0.0	0	0	0	0
2014	9	9	19	17	36	3.5	0.0	2	4	0	1
<b>Career</b>	<b>21</b>	<b>9</b>	<b>33</b>	<b>24</b>	<b>57</b>	<b>3.5</b>	<b>0.0</b>	<b>2</b>	<b>4</b>	<b>0</b>	<b>1</b>

**Career Highs:** Tackles: 10 vs. Nevada (10/4/13); Tackles For Loss: 1.5 at New Mexico (10/10/14); Interceptions: 1 vs. Hawai'i (10/18/14), at Oregon State (9/20/14); Passes Broken Up: 3 vs. Northern Arizona (8/30/14); Fumble Recoveries: 1 vs. Hawai'i (10/18/14).

**2014 Highs:** Tackles: 7 vs. Northern Arizona (8/30/14); Tackles For Loss: 1.5 at New Mexico (10/10/14); Interceptions: 1 vs. Hawai'i (10/18/14), at Oregon State (9/20/14); Passes Broken Up: 3 vs. Northern Arizona (8/30/14); Fumble Recoveries: 1 vs. Hawai'i (10/18/14).

## M. Smith's Career Game-by-Game

Date	Opponent	GP	GS	UA	A	TT	TFL	Sk.	Int.	PBU	FF	FR
A.31.13	Eastern Illinois											
S.7.13	at 3/2 Ohio State	1	0	0	0	0	0.0	0.0	0	0	0	0
S.21.13	Oregon State	1	0	0	0	0	0.0	0.0	0	0	0	0
S.28.13	at New Mexico State	1	0	0	1	1	0.0	0.0	0	0	0	0
O.4.13	Nevada*	1	0	8	2	10	0.0	0.0	0	0	0	0
O.10.13	at Air Force*	1	0	2	2	4	0.0	0.0	0	0	0	0
O.26.13	15/18 Fresno State*	1	0	0	1	1	0.0	0.0	0	0	0	0
N.2.13	New Mexico*	1	0	2	0	2	0.0	0.0	0	0	0	0
N.9.13	at San José State	1	0	0	0	0	0.0	0.0	0	0	0	0
N.16.13	at Hawai'i*	1	0	1	1	2	0.0	0.0	0	0	0	0
N.23.13	Boise State*	1	0	0	0	0	0.0	0.0	0	0	0	0
N.30.13	at UNLV*	1	0	0	0	0	0.0	0.0	0	0	0	0
D.21.13	vs. Buffalo&	1	0	1	0	1	0.0	0.0	0	0	0	0
A.30.14	Northern Arizona	1	1	5	2	7	1.0	0.0	0	3	0	0
S.6.14	at 21/23 No. Carolina	1	1	1	2	3	0.0	0.0	0	0	0	0
S.20.14	at Oregon State	1	1	2	3	5	0.5	0.0	1	1	0	0
S.27.14	UNLV*	1	1	1	0	1	0.0	0.0	0	0	0	0
O.3.14	at Fresno State*	1	1	2	2	4	0.0	0.0	0	0	0	0
O.10.14	at New Mexico*	1	1	2	3	5	1.5	0.0	0	0	0	0
O.18.14	Hawai'i*	1	1	0	1	1	0.0	0.0	1	0	0	1
N.1.14	at Nevada*	1	1	2	2	4	0.5	0.0	0	2	0	0
N.8.14	Idaho	1	1	4	2	6	0.0	0.0	0	0	0	0

**Bold indicates season high.** \* - Mountain West game. & - 2013 Famous Idaho Potato Bowl (Bronco Stadium; Boise, Idaho).

## #26 MARCUS STAMPS

Running Back • RS-Freshman • 6-1 • 210 • Los Angeles, Calif. • Jefferson HS

- **At San Diego State:** Shifty, power running back who is expected to compete for playing time after a good spring ... Is listed third on the depth chart at running back heading into the Boise State game.
- **2014 (Freshman):** Was named a third-team preseason all-Mountain West selection by *Phil Steele*, despite never playing a collegiate snap ... Has seen action off the bench in all nine games in his first playing season, mostly on special teams ... Has rushed for 52 yards on just five carries (10.4 avg.) ... Also has one tackle on special teams ... **vs. Northern Arizona (Aug. 30)** ... Made his collegiate debut against Northern Arizona, carrying two times for 14 yards (7.0 avg.) off the bench ... **at No. 21/23 North Carolina (Sept. 6)** ... Played on special teams at No. 21/23 North Carolina without finding the stat sheet ... **at Oregon State (Sept. 20)** ... Played on special teams at Oregon State ... **vs. UNLV (Sept. 27)** ... Came off the bench on special teams against UNLV without recording a stat ... **at Fresno State (Oct. 3)** ... Also saw time at Fresno State, but did not record a stat ... **at New Mexico (Oct. 10)** ... Also played at New Mexico on special teams ... **vs. Hawai'i (Oct. 18)** ... Had a big game against Hawai'i, carrying twice for a career-high 38 yards (career-best 19.0 avg.) ... Included in the 38 yards was a career-long 34-yard run and a 4-yard gain on 4th and 2 ... **at Nevada (Nov. 1)** ... Logged time off the bench on special teams at Nevada ... **vs. Idaho (Nov. 8)** ... Played again off the bench vs. Idaho, carrying one time for zero yards and making his first career tackle on special teams.
- **2013 (Redshirt):** Redshirted his first season at SDSU.
- **High School:** A power running back who also saw extensive time at outside linebacker for Jefferson High School ... Rushed for a combined 2,935 yards and 32 touchdowns on 261 at-

tempts (11.2 avg.), including 1,511 yards and 19 scores on 139 carries (10.9 avg.) as a senior in 2012 ... Also caught 13 passes for 287 yards (22.1 avg.) and three touchdowns over his career ... On defense, combined for 238 tackles (185 solos), 17.0 sacks, three interceptions, five forced fumbles and six fumble recoveries ... Over his three seasons, the Democrats went a combined 27-8, including three league titles and a perfect 17-0 in conference play ... Named the 2012 Southern League Offensive Player of the Year ... Also was an all-city running back and leading rusher in the Southern League and No. 2 in the Los Angeles City Section ... Earned three stars from *Rivals.com*, *Scout.com*, ESPN and *247Sports.com* ... Received a grade of 85 from 247Sports and was listed as the 62nd-best incoming running back ... ESPN gave him a scout grade of 76 and rated him at No. 83 at running back and 104th of all incoming athletes in California ... Was rated at No. 79 at safety by Scout ... Was also was a star track & field athlete in the long jump and high jump.

- **Personal:** Born May 6, 1994, in Pomona, Calif. ... Son of Valerie Robinson ... Picked San Diego State over offers from Colorado and Nevada and also received interest from UCLA and USC ... Is majoring in social science.

**Stamps' Career Statistics**

Season	GP	GS	Rushing				Receiving					
			Att.	Yds.	TD	Lg. 100+	No.	Yds.	Avg.	TD	Lg.	
2014	9	0	5	52	0	34	0	0	0	0.0	0	0
<b>Career</b>	<b>9</b>	<b>0</b>	<b>5</b>	<b>52</b>	<b>0</b>	<b>34</b>	<b>0</b>	<b>0</b>	<b>0</b>	<b>0.0</b>	<b>0</b>	<b>0</b>

**Career/2014 Highs:** Carries: 2 vs. Hawai'i (10/18/14), vs. Northern Arizona (8/30/14); Rushing Yards: 38 vs. Hawai'i (10/18/14); Long Rush: 34 vs. Hawai'i (10/18/14); Tackles: 1 vs. Idaho (11/8/14).

**Stamps' Career Game-by-Game**

Date	Opponent	GP	GS	Rushing				Receiving			
				Att.	Yds.	Avg.	TD	No.	Yds.	TD	
A.30.14	Northern Arizona	1	0	2	14	7.0	0	0	0	0	0
S.6.14	at 21/23 No. Carolina	1	0	0	0	0.0	0	0	0	0	0
S.20.14	at Oregon State	1	0	0	0	0.0	0	0	0	0	0
S.27.14	UNLV*	1	0	0	0	0.0	0	0	0	0	0
O.3.14	at Fresno State*	1	0	0	0	0.0	0	0	0	0	0
O.10.14	at New Mexico*	1	0	0	0	0.0	0	0	0	0	0
O.18.14	Hawai'i*	1	0	2	<b>38</b>	<b>19.0</b>	0	0	0	0	0
N.1.14	at Nevada*	1	0	0	0	0.0	0	0	0	0	0
N.8.14	Idaho	1	0	1	0	0.0	0	0	0	0	0

*Bold indicates season high. \* - Mountain West game.*

**#15 FRED TREVILLION**

**Warrior • TR-Freshman • 6-2 • 190 • Brookhaven, Miss. • Brookhaven HS**

- **At San Diego State:** A recruited "athlete" who played wide receiver, quarterback, punter and on special teams in high school ... Has moved up the depth chart throughout the year, mostly playing on special teams ... Is listed as the backup Warrior to Malik Smith for the second straight week at Boise State.
- **2014 (Freshman):** Has played in each of the last eight games for the Aztecs, mainly on special teams ... Has three tackles, including two solos ... Is one of eight players to see action as a true freshman ... **vs. Northern Arizona (Aug. 30)** ... Was not on the travel squad in the opener vs. Northern Arizona ... **at No. 21/23 North Carolina (Sept. 6)** ... Was on the travel squad for the first time at No. 21/23 North Carolina, but he did not record a stat ... **at Oregon State (Sept. 20)** ... Saw action again on special teams at Oregon State ... **vs. UNLV (Sept. 27)** ... Had the first tackle of his career vs. UNLV on special teams ... **at Fresno State (Oct. 3)** ... Made another solo stop at Fresno State ... **at New Mexico (Oct. 10)** ... Logged special teams play at New Mexico, but did not record a stat ... **vs. Hawai'i (Oct. 18)** ... Played on special teams vs. Hawai'i without finding the stat sheet ... **at Nevada (Nov. 1)** ... Came on with the special teams unit at Nevada, but did not find the stat sheet... **vs. Idaho (Nov. 8)** ... Made an assisted tackle vs. Idaho on special teams.
- **High School:** Twice earned all-state recognition in Mississippi and was a three-time all-region selection ... Caught 42 passes for 824 yards and seven touchdowns as a senior ... Recorded four 100-yard receiving games ... Also saw action at quarterback, punter and on special teams for the Panthers ... Was listed as a two-star recruit by Scout.com and Rivals.com ... Earned three letters in basketball for Brookhaven High as well.
- **Personal:** Born Oct. 13, 1994, in Brookhaven, Miss. ... Son of Stephanie Trevillon ... Chose

San Diego State over Louisiana Monroe and drew interest from Arkansas, Mississippi, Mississippi State, Southern Miss, Louisiana Lafayette and Louisiana Tech ... Is undecided on a major.

**Trevillion's Career Statistics**

Season	GP	GS	UA	A	TT	TFL	Sk	Int.	PBU	FF	FR
2014	8	0	2	1	3	0.0	0.0	0	0	0	0
<b>Career</b>	<b>8</b>	<b>0</b>	<b>2</b>	<b>1</b>	<b>3</b>	<b>0.0</b>	<b>0.0</b>	<b>0</b>	<b>0</b>	<b>0</b>	<b>0</b>

**Career/2014 Highs:** Tackles: 1 vs. Idaho (11/8/14), at Fresno State (10/3/14), vs. UNLV (9/27/14).

**Trevillion's Career Game-by-Game**

Date	Opponent	GP	GS	UA	A	TT	TFL	Sk.	Int.	PBU	FF	FR
A.30.14	Northern Arizona	--- Did Not Play ---										
S.6.14	at 21/23 No. Carolina	1	0	0	0	0	0.0	0.0	0	0	0	0
S.20.14	at Oregon State	1	0	0	0	0	0.0	0.0	0	0	0	0
S.27.14	UNLV*	1	0	1	0	1	0.0	0.0	0	0	0	0
O.3.14	at Fresno State*	1	0	1	0	1	0.0	0.0	0	0	0	0
O.10.14	at New Mexico*	1	0	0	0	0	0.0	0.0	0	0	0	0
O.18.14	Hawai'i*	1	0	0	0	0	0.0	0.0	0	0	0	0
N.1.14	at Nevada*	1	0	0	0	0	0.0	0.0	0	0	0	0
N.8.14	Idaho	1	0	0	1	1	0.0	0.0	0	0	0	0

*Bold indicates season high. \* - Mountain West game.*

**#41 DAKOTA TURNER**

**Defensive Line • RS-Freshman • 6-3 • 235 • Mililani, Hawaii • Mililani High**

- **At San Diego State:** Physical, athletic body, who made the move from linebacker to defensive line in the spring ... Worked up to the backup spot at right defensive end after spring drills, where he remains for the game against Boise State this weekend.
- **2014 (Freshman):** Logged his first career snaps in his second season (first after a redshirt last year) at SDSU ... Has 12 tackles (11 solo), including two sacks (and 2.0 TFL), and three quarterback hurries in eight games on the season ... **vs. Northern Arizona (Aug. 30)** ... Played in the opener vs. Northern Arizona, but did not record a stat ... **at No. 21/23 North Carolina (Sept. 6)** ... Was on the travel squad, but did not play at No. 21/23 North Carolina ... **at Oregon State (Sept. 20)** ... Made his first career tackle, a solo stop, off the bench at Oregon State ... **vs. UNLV (Sept. 27)** ... Had a breakout game against UNLV, making two solo stops and his first career sack (and TFL) ... Also had a quarterback hurry ... **at Fresno State (Oct. 3)** ... Had a career-high three stops (all solo) and a quarterback hurry at Fresno State ... **at New Mexico (Oct. 10)** ... Had another good outing at New Mexico, making one tackle, which was a 5-yard sack (and TFL) ... **vs. Hawai'i (Oct. 18)** ... Came up with one tackle off the pine against Hawai'i ... **at Nevada (Nov. 1)** ... Finished with another solo stop at Nevada in a reserve role ... **vs. Idaho (Nov. 8)** ... Tied a career high with three tackles (two solo) off the bench against Idaho with a quarterback hurry.
- **2013 (Redshirt):** Redshirted his first season on The Mesa.
- **High School:** Was recruited as a linebacker after also playing as a defensive end and tight end at Mililani High School ... Helped the Trojans to a 10-3 record, including a 5-1 league mark as a senior in 2012 ... Was a first-team all-state pick as a senior ... A first-team all-league pick as a senior and second-team selection in 2011 ... Also an honorable mention all-Hawaii pick ... Was named to the Department of Defense All-America Team in 2011 ... Picked for the ESPN All-Hawaii team in 2011 ... A three-star recruit by Scout.com, ESPN and 247Sports.com ... Received an 80 grade by 247Sports, and was ranked as the 73rd-best tight end in the country and eighth out of all Hawaii recruits (regardless of position) ... Was ranked the 83rd-best defensive end by Scout ... Got a scout grade of 72 by ESPN and was listed at No. 109 of all defensive ends and the 10th-best recruit in Hawaii ... Rivals had him as the ninth-best recruit in Hawaii.
- **Personal:** Born March 5, 1995, in Camp Lejeune, N.C. ... Son of Larry and Diane Turner ... Also got offers from Army and Weber State, and was shown interest by Arizona State, Colorado, Hawai'i, Nevada, New Mexico State, Oregon, SMU, Utah State, Vanderbilt, Washington and Washington State ... Is majoring in business administration with a focus on marketing.

**Turner's Career Statistics**

Season	GP	GS	UA	A	TT	TFL	Sk	Int.	PBU	FF	FR
2014	8	0	11	1	12	2.0	2.0	0	0	0	0
<b>Career</b>	<b>8</b>	<b>0</b>	<b>11</b>	<b>1</b>	<b>12</b>	<b>2.0</b>	<b>2.0</b>	<b>0</b>	<b>0</b>	<b>0</b>	<b>0</b>

**Career/2014 Highs:** Tackles: 3 vs. Idaho (11/8/14), at Fresno State (10/3/14); Tackles For Loss: 1.0 at New Mexico (10/10/14), vs. UNLV (9/27/14); Sacks: 1.0 at New Mexico (10/10/14), vs. UNLV (9/27/14).

**Turner's Career Game-by-Game**

Date	Opponent	GP	GS	UA	A	TT	TFL	Sk.	Int.	PBU	FF	FR
A.30.14	Northern Arizona	1	0	0	0	0	0.0	0.0	0	0	0	0
S.6.14	at 21/23 No. Carolina	--- Did Not Play ---										
S.20.14	at Oregon State	1	0	1	0	1	0.0	0.0	0	0	0	0
S.27.14	UNLV*	1	0	2	0	2	1.0	1.0	0	0	0	0
O.3.14	at Fresno State*	1	0	3	0	3	0.0	0.0	0	0	0	0
O.10.14	at New Mexico*	1	0	1	0	1	1.0	1.0	0	0	0	0
O.18.14	Hawai'i*	1	0	1	0	1	0.0	0.0	0	0	0	0
N.1.14	at Nevada*	1	0	1	0	1	0.0	0.0	0	0	0	0
N.8.14	Idaho	1	0	2	1	3	0.0	0.0	0	0	0	0

*Bold indicates season high. \* - Mountain West game.*

**#24 BILLY VAUGHN, JR.**

**Cornerback • RS-Freshman • 6-1 • 180 • Los Angeles, Calif. • Dorsey HS**

- **At San Diego State:** Athletic cornerback with the ability to make the big play ... Played in the opener as a true freshman in 2013, recording two tackles and blocking a kick before an injury forced him to miss the rest of the season and redshirt ... Is listed as the backup to Dامتاee Kazee at right cornerback heading into the Boise State contest.
- **2014 (Freshman):** Played in all nine games in a reserve role this season ... Has recorded 19 tackles on the year, including 11 solo stops, to go along with three pass breakups and an interception ... **vs. Northern Arizona (Aug. 30)** ... Came off the bench in the opener vs. Northern Arizona, making one solo tackle ... **at No. 21/23 North Carolina (Sept. 6)** ... Made three tackles (one solo) at No. 21/23 North Carolina ... **at Oregon State (Sept. 20)** ... Had two tackles (one solo) at Oregon State ... **vs. UNLV (Sept. 27)** ... Had a solid outing off the bench against UNLV, making three stops (one solo), a career-high three pass breakups and his first career interception ... **at Fresno State (Oct. 3)** ... Came up with a solo tackle at Fresno State ... **at New Mexico (Oct. 10)** ... Made one solo stop at New Mexico ... **vs. Hawai'i (Oct. 18)** ... Had a career-high four tackles (two solos) in a reserve role against Hawai'i ... **at Nevada (Nov. 1)** ... Finished with two stops (one solo) at Nevada off the bench ... **vs. Idaho (Nov. 8)** ... Made two tackles (both solo) against Idaho.
- **2013 (Redshirt):** Played in the opener as a true freshman ... Had two tackles and blocked a PAT vs. Eastern Illinois, becoming the only true frosh to log time on defense and one of only two overall to play (also Donnel Pumphrey) ... Missed the rest of the season with an injury.
- **High School:** A cornerback who attended Dorsey High School, the same school as former line-backer Vaness Harris ... First-team all-league honors his final two years ... Was a Semper Fidelis All-America nominee as a senior ... A three-star recruit by ESPN, and a two-star recruit by Rivals.com, Scout.com and 247Sports.com ... Received a scout grade of 79 by ESPN, and was ranked as the 42nd-best cornerback in the nation and 59th-best recruit overall in California ... Was ranked No. 151 in the country at cornerback by Scout ... Got a grade of 78 by 247Sports and was ranked No. 156 of all cornerbacks ... Took first place in the 200 and 400 meters and 4x100 and 4x400-meter relays at the Western League Championships ... The 4x400 team was second at the City Section Championships.
- **Personal:** Born Feb. 14, 1995, in Augusta, Ga. ... Son of Billy Vaughn, Sr. and Paris Watts ... Picked the Aztecs over Hawai'i, Nevada and New Mexico ... Also drew interest from Boise State, Ohio State, Oklahoma State, San José State, Syracuse and UCLA ... Is majoring in business administration with a concentration in management.

**Vaughn, Jr.'s Career Statistics**

Season	GP	GS	UA	A	TT	TFL	Sk	Int.	PBU	FF	FR
2013	1	0	2	0	2	0.0	0.0	0	0	0	0
2014	9	0	11	8	19	0.0	0.0	1	3	0	0
<b>Career</b>	<b>10</b>	<b>0</b>	<b>13</b>	<b>8</b>	<b>21</b>	<b>0.0</b>	<b>0.0</b>	<b>1</b>	<b>3</b>	<b>0</b>	<b>0</b>

**Career Highs:** Tackles: 4 vs. Hawai'i (10/18/14); Interceptions: 1 vs. UNLV (9/27/14);

Passes Broken Up: 3 vs. UNLV (9/27/14); Blocked Kicks: 1 vs. Eastern Illinois (8/31/13).

**2014 Highs:** Tackles: 4 vs. Hawai'i (10/18/14); Interceptions: 1 vs. UNLV (9/27/14); Passes Broken Up: 3 vs. UNLV (9/27/14).

**Vaughn Jr.'s Career Game-by-Game**

Date	Opponent	GP	GS	UA	A	TT	TFL	Sk.	Int.	PBU	FF	FR
A.31.13	Eastern Illinois	1	0	2	0	2	0.0	0.0	0	0	0	0
S.7.13	at 3/2 Ohio State	--- Did Not Play - Injured ---										
S.21.13	Oregon State	--- Did Not Play - Injured ---										
S.28.13	at New Mexico State	--- Did Not Play - Injured ---										
O.4.13	Nevada*	--- Did Not Play - Injured ---										
O.10.13	at Air Force*	--- Did Not Play - Injured ---										
O.26.13	15/18 Fresno State*	--- Did Not Play - Injured ---										
N.2.13	New Mexico*	--- Did Not Play - Injured ---										
N.9.13	at San José State	--- Did Not Play - Injured ---										
N.16.13	at Hawai'i*	--- Did Not Play - Injured ---										
N.23.13	Boise State*	--- Did Not Play - Injured ---										
N.30.13	at UNLV*	--- Did Not Play - Injured ---										
D.21.13	vs. Buffalo&	--- Did Not Play - Injured ---										
A.30.14	Northern Arizona	1	0	1	0	1	0.0	0.0	0	0	0	0
S.6.14	at 21/23 No. Carolina	1	0	1	2	3	0.0	0.0	0	0	0	0
S.20.14	at Oregon State	1	0	1	0	1	0.0	0.0	0	0	0	0
S.27.14	UNLV*	1	0	1	2	3	0.0	0.0	1	3	0	0
O.3.14	at Fresno State*	1	0	1	0	1	0.0	0.0	0	0	0	0
O.10.14	at New Mexico*	1	0	1	0	1	0.0	0.0	0	0	0	0
O.18.14	Hawai'i*	1	0	2	2	4	0.0	0.0	0	0	0	0
N.1.14	at Nevada*	1	0	1	1	2	0.0	0.0	0	0	0	0
N.8.14	Idaho	1	0	2	0	2	0.0	0.0	0	0	0	0

*Bold indicates season high. \* - Mountain West game. & - 2013 Famous Idaho Potato Bowl (Bronco Stadium; Boise, Idaho).*

**#88 DAVID WELLS**

**Tight End • RS-Freshman • 6-5 • 250 • Clovis, Calif. • Clovis North HS**

- **At San Diego State:** Tall, big body, who has great hands ... Worked up to No. 2 at tight end for the first time of his career at Nevada, where he remains for Saturday at Boise State.
- **2014 (Freshman):** Has played in eight of the team's nine games this year, mostly on special teams, without recording a stat ... **vs. Northern Arizona (Aug. 30)** ... Did not play in the opener against Northern Arizona ... **at No. 21/23 North Carolina (Sept. 6)** ... Made his collegiate debut at No. 21/23 North Carolina, but did not find the stat sheet ... **at Oregon State (Sept. 20)** ... Played again at Oregon State without recording a stat ... **vs. UNLV (Sept. 27)** ... Played for a third straight game and first time at home vs. UNLV, but did not make the stat sheet ... **at Fresno State (Oct. 3)** ... Saw time again at Fresno State without recording a stat ... **at New Mexico (Oct. 10)** ... Played on special teams again at New Mexico ... **vs. Hawai'i (Oct. 18)** ... Logged special teams work vs. Hawai'i but did not make the stat sheet ... **at Nevada (Nov. 1)** ... Saw extensive time at Nevada without finding the stat sheet ... **vs. Idaho (Nov. 8)** ... Logged more time against Idaho, but did not record a stat.
- **2013 (Redshirt):** Was on the travel squad early in the 2013 season, but ended up utilizing his redshirt campaign.
- **High School:** Former quarterback who switched over to tight end late in his high school career ... Helped lead Clovis North High School to a CIF Central Section Division I championship and 12-2 record in 2012, recording 60 catches for 1,188 yards (19.8 avg.) and 10 touchdowns ... Was the tight end MVP at the 2012 Five-Star Showcase in Los Angeles ... A first-team all-league pick and first-team all-Valley selection as a senior ... A three-star recruit by Rivals.com, and a two-star recruit by both Scout.com and 247Sports.com ... Among tight ends in the country, was ranked 83rd by Scout and 105th by 247Sports ... Was also a forward on the basketball team and a pitcher with the baseball squad ... Helped the basketball team to a section championship.
- **Personal:** Born May 2, 1995, in Fresno, Calif. ... Son of Bryan and Shari Wells ... Also received offers from Fresno State, Iowa State and Nevada and had interest from Colorado State, Utah and Utah State ... Is majoring in communication with a concentration in liberal arts.

**Wells' Career Statistics****Receiving**

Season	GP	GS	Rec.	Yds.	Avg.	Long	TD	Rec/Gm	Yds/Gm.
2014	8	0	0	0	0.0	0	0	0.0	0.0
<b>Career</b>	<b>8</b>	<b>0</b>	<b>0</b>	<b>0</b>	<b>0.0</b>	<b>0</b>	<b>0</b>	<b>0.0</b>	<b>0.0</b>

Career/2014 Highs:

**Wells' Career Game-by-Game****Receiving**

Date	Opponent	GP	GS	No.	Yds.	Avg.	Lg.	TD	TD Lengths
A.30.14	Northern Arizona	--- Did Not Play ---							
S.6.14	at 21/23 No. Carolina	1	0	0	0	0.0	0	0	
S.20.14	at Oregon State	1	0	0	0	0.0	0	0	
S.27.14	UNLV*	1	0	0	0	0.0	0	0	
O.3.14	at Fresno State*	1	0	0	0	0.0	0	0	
O.10.14	at New Mexico*	1	0	0	0	0.0	0	0	
O.18.14	Hawai'i*	1	0	0	0	0.0	0	0	
N.1.14	at Nevada*	1	0	0	0	0.0	0	0	
N.8.14	Idaho	1	0	0	0	0.0	0	0	

**Bold** indicates season high. \* - Mountain West game.**#7 J.J. WHITTAKER****Cornerback • Senior • 5-10 • 180 • Oceanside, Calif. • Oceanside HS**

- **At San Diego State:** A highly touted recruit, who suffered injuries three straight years before finally playing last year and starting all 13 games ... Ended up earning all-conference honors as an honorable mention pick ... Is an SDSU scholar-athlete ... Is slated to make his 23rd straight start at left cornerback vs. Boise State ... Graduated with a criminal justice degree in May and is working on a master's degree.
- **2014 (Senior):** Is on the Thorpe Award Watch List, which goes out to the nation's top defensive back ... Was named one of the team captains ... Also was named to the all-Mountain West team by the league's media, and a preseason first-team selection by *Athlon Sports*, *Lindy's Sports*, *Phil Steele* and *Sporting News* ... Was chosen as the Best Cover Corner and a player to watch by *Lindy's* ... Has started all nine games this season ... Has 45 tackles (32 solo), three pass breakups, a tackle for loss and an interception ... The 32 solo stops rank in a tie for second on the team, while the 45 overall tackles are fifth ... Leads the team with 27 tackles on passing plays ... vs. Northern Arizona (Aug. 30) ... Started for the 14th straight game in the opener with Northern Arizona, where he made six tackles (four solo) ... **at No. 21/23 North Carolina (Sept. 6)** ... Came up with seven tackles (six solo) at No. 21/23 North Carolina ... The seven stops were tied with Na'im McGee for the second most on the team ... **at Oregon State (Sept. 20)** ... Had a career-high 11 tackles (eight solo) at Oregon State ... The 11 tackles tied Trey Lomax for the most of either team ... **vs. UNLV (Sept. 27)** ... Had one solo stop in another start vs. UNLV ... **at Fresno State (Oct. 3)** ... Recorded two tackles and his first interception of the season (fourth of career) at Fresno State ... **at New Mexico (Oct. 10)** ... Made six stops (three solo) in a usual start at New Mexico ... **vs. Hawai'i (Oct. 18)** ... Had four tackles (two solo) and a season-high two pass breakups vs. Hawai'i ... **at Nevada (Nov. 1)** ... Came up with five tackles (four solo) at Nevada, which were tied for the third most on the team ... **vs. Idaho (Nov. 8)** ... Had a solid outing against Idaho, making three solo tackles, a 2-yard tackle for loss and a pass breakup.
- **2013 (Junior):** Was named an honorable-mention all-MW pick, which was voted on by the league coaches and selected media ... Had 32 tackles (24 solos) in his first 13 career starts and games played, along with 11 pass breakups, three interceptions, a forced fumble and two tackles for loss ... Ranked fifth in the MW with 1.08 passes defended (PBU's + INT's) per game (14 total) ... Played his first collegiate game in the opener vs. Eastern Illinois, earning the start at left cornerback ... Finished with a solo tackle in the loss ... Started again at No. 3/2 Ohio State and had three tackles (all solo) ... Started vs. Oregon State and had five stops ... Had his first career two pass breakups and a solo tackle at New Mexico State ... Had a breakout game vs. Nevada, setting a career high with six tackles and five pass breakups ... The five pass deflections were tied for the second most in school history and tied for the second most in a game in the country ... Made two tackles, including his first TFL, and his first forced fumble at Air Force ... Had four tackles (three solo) and two pass breakups against No. 15/18 Fresno State ... Had five tackles, including four of the solo variety, against New Mexico ... Had two tackles at San José State and his first career interception late in the fourth quarter, which allowed SDSU to run out the clock and preserve the 34-30 win ... Started for the 10th straight game at Hawai'i

without recording a stat ... Was named the Mountain West Defensive Player of the Week and a CFPA honorable mention defensive back of the week for his play against Boise State where he had two tackles, two interceptions, including one for a touchdown, and two pass breakups ... The 18-yard interception return for a touchdown tied the game at 21-21 ... The two interceptions in a single game are tied for a league high this season and the fourth most in the nation ... Became the first SDSU player with two interceptions in a game since Derek Largent had two against Colorado State on Oct. 12, 2012 and the first Aztec with an interception returned for a touchdown since both Leon McFadden and Eric Pinkins had one apiece at Fresno State on Sept. 29, 2012 ... Earned his 12th consecutive start at UNLV, but did not find the stat sheet ... Had one tackle, which was a 1-yard loss, vs. Buffalo in the Famous Idaho Potato Bowl.

- **2012 (Sophomore):** Missed the 2012 season after breaking his scapula in the team's fall scrimmage.
- **2011 (Freshman):** Missed the entire 2011 season with a knee injury.
- **2010 (Redshirt):** Redshirted after tearing his ACL prior to the start of fall camp.
- **High School:** A three-star recruit out of Oceanside High by *Rivals.com* and *Scout.com* ... Ranked as the 118th recruit at the athlete position nationally by *Scout.com* ... Two-time first-team all-league, all-North County and all-CIF honoree ... Posted big offensive numbers as a senior for the Pirates with 68 carries for 627 yards and five touchdowns and caught 49 balls for 770 yards and six touchdowns ... Named a member of the 2009 all-state team by *CalHiSports.com* (second team) ... As a junior, had 772 yards on 40 catches and six scores on offense and picked off six passes, while defending 20 others on defense ... Was a three-year letterwinner in basketball, earning first-team all-league honors and all-CIF honors as a senior.
- **Personal:** Born July 17, 1991, in Long Beach, Calif. ... Son of Lanie and Jerry Whittaker, Sr. ... Father, Jerry, played baseball at Oklahoma and was a second-round MLB Draft pick by the Chicago White Sox ... Chose San Diego State over scholarship offers from Arizona, Washington, Washington State and New Mexico State ... Also was looked at by Texas A&M ... Full name is Jerry Augustus Whittaker, Jr. ... Graduated with a criminal justice degree in May and is working on a master's degree.

**Whittaker's Career Statistics**

Season	GP	GS	UA	A	TT	TFL	Sk	Int.	PBU	FF	FR
2013	13	13	24	8	32	2.0	0.0	3	11	1	0
2014	9	9	32	13	45	1.0	0.0	1	3	0	0
<b>Career</b>	<b>22</b>	<b>22</b>	<b>56</b>	<b>21</b>	<b>77</b>	<b>3.0</b>	<b>0.0</b>	<b>4</b>	<b>14</b>	<b>1</b>	<b>0</b>

**Career Highs:** Tackles: 11 at Oregon State (9/20/14); Tackles For Loss: 1.0 vs. Idaho (11/8/14), vs. Buffalo (12/21/13), at Air Force (10/10/13); Interceptions: 2 vs. Boise State (11/23/13); Passes Broken Up: 5 vs. Nevada (10/4/13); Forced Fumbles: 1 at Air Force (10/10/13); Defensive Touchdowns: 1 vs. Boise State (11/23/13).

**2014 Highs:** Tackles: 11 at Oregon State (9/20/14); Tackles For Loss: 1.0 vs. Idaho (11/8/14); Interceptions: 1 at Fresno State (10/3/14); Passes Broken Up: 2 vs. Hawai'i (10/18/14).

**Whittaker's Career Game-by-Game**

Date	Opponent	GP	GS	UA	A	TT	TFL	Sk.	Int.	PBU	FF	FR
A.31.13	Eastern Illinois	1	1	1	0	1	0.0	0.0	0	0	0	0
S.7.13	at 2/3 Ohio State	1	1	3	0	3	0.0	0.0	0	0	0	0
S.21.13	Oregon State	1	1	3	2	5	0.0	0.0	0	0	0	0
S.28.13	at New Mexico State	1	1	1	0	1	0.0	0.0	0	2	0	0
O.4.13	Nevada*	1	1	3	3	6	0.0	0.0	0	5	0	0
O.10.13	at Air Force*	1	1	2	0	2	1.0	0.0	0	0	1	0
O.26.13	15/18 Fresno State*	1	1	3	1	4	0.0	0.0	0	2	0	0
N.2.13	New Mexico*	1	1	4	1	5	0.0	0.0	0	0	0	0
N.9.13	at San José State*	1	1	1	1	2	0.0	0.0	1	0	0	0
N.16.13	at Hawai'i*	1	1	0	0	0	0.0	0.0	0	0	0	0
N.23.13	Boise State*	1	1	2	0	2	0.0	0.0	2	2	0	0
N.30.13	at UNLV*	1	1	0	0	0	0.0	0.0	0	0	0	0
D.21.13	vs. Buffalo*	1	1	1	0	1	1.0	0.0	0	0	0	0
A.30.14	Northern Arizona	1	1	4	2	6	0.0	0.0	0	0	0	0
S.6.14	at 21/23 No. Carolina	1	1	6	1	7	0.0	0.0	0	0	0	0
S.20.14	at Oregon State	1	1	8	3	11	0.0	0.0	0	0	0	0
S.27.14	UNLV*	1	1	1	0	1	0.0	0.0	0	0	0	0
O.3.14	at Fresno State*	1	1	1	1	2	0.0	0.0	1	0	0	0
O.10.14	at New Mexico*	1	1	3	3	6	0.0	0.0	0	0	0	0
O.18.14	Hawai'i*	1	1	2	2	4	0.0	0.0	0	2	0	0

N.1.14	at Nevada*	1	1	4	1	5	0.0	0.0	0	0	0	0
N.8.14	Idaho	1	1	3	0	3	<b>1.0</b>	0.0	0	1	0	0

**Bold** indicates season high. \* - Mountain West game. & - 2013 - Famous Idaho Potato Bowl (Bronco Stadium; Boise, Idaho).

# SAN DIEGO STATE, 2014 STATISTICS

**OVERALL RECORD:** 5-4 Home: 4-0 Away: 1-4  
**MOUNTAIN WEST:** 3-2 Home: 2-0 Away: 1-2

Date	Opponent	Result	Score	Att.	Opp. Rk
A.30	Northern Arizona	W	38-7	30,791	-
S.6	at North Carolina	L	27-31	58,000	21/23
S.20	at Oregon State	L	7-28	41,339	-
S.27	UNLV*	W	34-17	28,005	-
O.3	at Fresno State*	L	13-24	33,928	-
O.10	at New Mexico*	W	24-14	19,497	-
O.18	Hawai'i*	W	20-10	35,686	-
N.1	at Nevada*	L	14-30	20,508	-
N.8	Idaho	W	35-21	46,293	-

\* - Mountain West game; HC - Homecoming game; Ranking refers to AP/USA Today Poll at game time.

SCORE BY QUARTER	1st	2nd	3rd	4th	OT	Total
San Diego State	62	62	52	36	-	212
Opponents	37	42	55	48	-	182

TEAM STATISTICS	SDSU	OPP
<b>SCORING</b>	<b>212</b>	<b>182</b>
Points Per Game	23.6	20.2
<b>FIRST DOWNS</b>	<b>174</b>	<b>171</b>
Rushing	87	73
Passing	73	75
Penalty	14	23
<b>RUSHING YARDAGE</b>	<b>1,885</b>	<b>1,297</b>
Yards gained rushing	2,048	1,494
Yards lost rushing	163	197
Rushing Attempts	344	345
Average Per Rush	5.5	3.8
Average Per Game	209.4	144.1
TDs Rushing	17	15
<b>PASSING YARDAGE</b>	<b>1,630</b>	<b>1,795</b>
Comp-Att-Int	133-245-11	147-263-10
Average Per Pass	6.7	6.8
Average Per Catch	12.3	12.2
Average Per Game	181.1	199.4
TDs Passing	8	7
<b>TOTAL OFFENSE</b>	<b>3,515</b>	<b>3,092</b>
Total Plays	589	608
Average Per Play	6.0	5.1
Average Per Game	390.6	343.6
<b>KICK RETURNS: #-Yards</b>	<b>24-468</b>	<b>31-649</b>
<b>PUNT RETURNS: #-Yards</b>	<b>18-181</b>	<b>13-77</b>
<b>INT RETURNS: #-Yards</b>	<b>10-91</b>	<b>11-146</b>
<b>KICK RETURN AVERAGE</b>	<b>19.5</b>	<b>20.9</b>
<b>PUNT RETURN AVERAGE</b>	<b>10.1</b>	<b>5.9</b>
<b>INT RETURN AVERAGE</b>	<b>9.1</b>	<b>20.9</b>
<b>FUMBLES-LOST</b>	<b>11-6</b>	<b>9-4</b>
<b>PENALTIES-Yards</b>	<b>58-541</b>	<b>50-419</b>
Average Per Game	60.1	46.6
<b>PUNTS-Yards</b>	<b>42-1,557</b>	<b>46-1,957</b>
Average Per Punt	37.1	42.5
Net punt average	34.8	38.2
<b>KICKOFFS-Yards</b>	<b>45-2,843</b>	<b>39-2,252</b>
Average Per Kick	63.2	57.7
Net kick average	41.5	38.7
<b>TIME OF POSSESSION/Game</b>	<b>30:42</b>	<b>29:18</b>
<b>3RD-DOWN Conversions</b>	<b>53/119</b>	<b>51/129</b>
3rd-Down Pct	45%	40%
<b>4TH-DOWN Conversions</b>	<b>2/6</b>	<b>7/13</b>
4th-Down Pct	33%	54%
<b>SACKS BY-Yards</b>	<b>20-123</b>	<b>18-117</b>
<b>MISC YARDS</b>	<b>3</b>	<b>0</b>
<b>TOUCHDOWNS SCORED</b>	<b>26</b>	<b>23</b>
<b>FIELD GOALS-ATTEMPTS</b>	<b>10-13</b>	<b>7-12</b>
<b>ON-SIDE KICKS</b>	<b>0-0</b>	<b>0-0</b>
<b>RED-ZONE SCORES</b>	<b>(22-29) 76%</b>	<b>(23-25) 92%</b>
<b>RED-ZONE TOUCHDOWNS</b>	<b>(15-29) 52%</b>	<b>(16-25) 64%</b>
<b>PAT-ATTEMPTS</b>	<b>(26-26) 100%</b>	<b>(23-23) 100%</b>
<b>ATTENDANCE</b>	<b>140,745</b>	<b>173,272</b>
Games/Avg Per Game	4/35,186	5/34,654

## RUSHING

Player	G	Att.	Gain	Loss	Net	Avg.	TD	Long	YPG	100+	Hi Gm
PUMPHREY, Donnel	9	183	1,238	22	1,216	6.6	13	93	135.1	6	246
PRICE, Chase	9	91	450	12	438	4.8	4	29	48.7	1	141
MILLS, Lloyd	9	4	105	2	103	25.8	0	36	11.4	0	36
GORDON, Dakota	9	20	91	0	91	4.6	0	21	10.1	0	42
STAMPS, Marcus	9	5	52	0	52	10.4	0	34	5.8	0	38
BAWDEN, Nick	4	11	63	20	43	3.9	0	15	10.8	0	36
PENNY, Rashaad	9	1	21	0	21	21.0	0	21	2.3	0	21
HAZELY, Jemond	9	1	5	0	5	5.0	0	5	0.6	0	5
ROBERTS, Adam	9	1	2	0	2	2.0	0	2	0.2	0	2
HOKOKIAN, Chris	2	1	1	0	1	1.0	0	1	0.5	0	1
RADLEY, Lucky	9	2	3	2	1	0.5	0	3	0.1	0	1
RUFFIN, Ezell	4	1	0	2	-2	-2.0	0	0	-0.5	0	-2
TEAM	4	5	0	5	-5	-1.0	0	0	-1.2	0	-1
KAEHLER, Quinn	8	18	17	98	-81	-4.5	0	13	-10.1	0	-2
<b>SDSU TOTALS</b>	<b>9</b>	<b>344</b>	<b>2,048</b>	<b>163</b>	<b>1,885</b>	<b>5.5</b>	<b>17</b>	<b>93</b>	<b>209.4</b>	<b>7</b>	<b>246</b>
<b>OPPONENTS</b>	<b>9</b>	<b>345</b>	<b>1,494</b>	<b>197</b>	<b>1,297</b>	<b>3.8</b>	<b>15</b>	<b>47</b>	<b>144.1</b>	<b>2</b>	<b>124</b>

## PASSING

Player	G	Effic.	Cmp.	Att.	Int.	Pct.	Yds.	TD	Long	YPG
KAEHLER, Quinn	8	122.17	120	206	8	58.3	1,483	7	59	185.4
BAWDEN, Nick	4	66.62	13	37	2	35.1	147	1	43	36.8
FAVREAU, Chase	6	-200.00	0	1	1	0.0	0	0	0	0.0
PUMPHREY, Donnel	9	0.00	0	1	0	0.0	0	0	0	0.0
<b>SDSU TOTALS</b>	<b>9</b>	<b>111.97</b>	<b>133</b>	<b>245</b>	<b>11</b>	<b>54.3</b>	<b>1,630</b>	<b>8</b>	<b>59</b>	<b>181.1</b>
<b>OPPONENTS</b>	<b>9</b>	<b>114.40</b>	<b>147</b>	<b>263</b>	<b>10</b>	<b>55.9</b>	<b>1,795</b>	<b>7</b>	<b>91</b>	<b>199.4</b>

## RECEIVING

Player	G	No.	Yds.	Avg.	TD	Long	YPG	100+	Hi Re.	Hi Yd.
JUDGE, Eric	8	18	338	18.8	2	58	42.2	1	5	107
MILLS, Lloyd	9	17	243	14.3	1	45	27.0	0	4	45
PUMPHREY, Donnel	9	14	69	4.9	0	31	7.7	0	5	31
RUFFIN, Ezell	4	13	224	17.2	2	59	56.0	0	4	86
CLARK, Larry	9	13	185	14.2	0	32	20.6	0	4	71
ROBERTS, Adam	9	13	119	9.2	1	19	13.2	0	3	33
HAZELY, Jemond	9	11	124	11.3	1	28	13.8	0	3	31
PRICE, Chase	9	11	88	8.0	0	14	9.8	0	4	28
GORDON, Dakota	9	7	58	8.3	0	24	6.4	0	3	42
HOLDER, Mikah	6	4	45	11.2	0	15	7.5	0	3	33
CRAIGHEAD, Robert	9	4	42	10.5	1	27	4.7	0	2	33
BRUNSKILL, Daniel	9	4	25	6.2	0	12	2.8	0	3	19
PITTS, Paul	4	2	23	11.5	0	18	5.8	0	1	18
FAVREAU, Chase	6	1	42	42.0	0	42	7.0	0	1	42
RADLEY, Lucky	9	1	5	5.0	0	5	0.6	0	1	5
<b>SDSU TOTALS</b>	<b>9</b>	<b>133</b>	<b>1,630</b>	<b>12.3</b>	<b>8</b>	<b>59</b>	<b>181.1</b>	<b>1</b>	<b>5</b>	<b>107</b>
<b>OPPONENTS</b>	<b>9</b>	<b>147</b>	<b>1,795</b>	<b>12.2</b>	<b>7</b>	<b>91</b>	<b>199.4</b>	<b>3</b>	<b>7</b>	<b>101</b>

## SCORING

Player	TD	FGs	Kick	Rush	PATs				Safety	Points
					Rcv.	Pass	DXP			
PUMPHREY, Donnel	13	0-0	0-0	0-0	0	0-0	0	0	0	78
HAGEMAN, Donald	0	10-13	26-26	0-0	0	0-0	0	0	0	56
PRICE, Chase	4	0-0	0-0	0-0	0	0-0	0	0	0	24
JUDGE, Eric	2	0-0	0-0	0-0	0	0-0	0	0	0	12
MILLS, Lloyd	2	0-0	0-0	0-0	0	0-0	0	0	0	12
RUFFIN, Ezell	2	0-0	0-0	0-0	0	0-0	0	0	0	12
CRAIGHEAD, Robert	1	0-0	0-0	0-0	0	0-0	0	0	0	6
HAZELY, Jemond	1	0-0	0-0	0-0	0	0-0	0	0	0	6
ROBERTS, Adam	1	0-0	0-0	0-0	0	0-0	0	0	0	6
<b>SDSU TOTALS</b>	<b>26</b>	<b>10-13</b>	<b>26-26</b>	<b>0-0</b>	<b>0</b>	<b>0-0</b>	<b>0</b>	<b>0</b>	<b>0</b>	<b>212</b>
<b>OPPONENTS</b>	<b>23</b>	<b>7-12</b>	<b>23-23</b>	<b>0-0</b>	<b>0</b>	<b>0-0</b>	<b>0</b>	<b>0</b>	<b>0</b>	<b>182</b>

# SAN DIEGO STATE, 2014 STATISTICS, cont.

PUNT RETURNS					
Player	No.	Yards	Avg.	TD	Long
MILLS, Lloyd	16	179	11.2	1	67
VAUGHN, Jr., Billy	2	2	1.0	0	0
<b>SDSU TOTALS</b>	<b>18</b>	<b>181</b>	<b>10.1</b>	<b>1</b>	<b>67</b>
<b>OPPONENTS</b>	<b>13</b>	<b>77</b>	<b>5.9</b>	<b>0</b>	<b>48</b>

KICKOFF RETURNS					
Player	No.	Yards	Avg.	TD	Long
PENNY, Rashaad	11	263	23.9	0	45
KELLY, Kameron	5	131	26.2	0	56
RADLEY, Lucky	2	35	17.5	0	18
CLARK, Larry	2	12	6.0	0	8
GALEA'I, Kenny	2	8	4.0	0	8
HOLDER, Mikah	1	19	19.0	0	19
WELLS, David	1	0	0.0	0	0
<b>SDSU TOTALS</b>	<b>24</b>	<b>468</b>	<b>19.5</b>	<b>0</b>	<b>56</b>
<b>OPPONENTS</b>	<b>31</b>	<b>649</b>	<b>20.9</b>	<b>0</b>	<b>55</b>

INTERCEPTION RETURNS					
Player	No.	Yards	Avg.	TD	Long
MUNSON, Calvin	2	90	45.0	0	64
SMITH, Malik	2	-5	-2.5	0	0
SANCHEZ, Jon	1	6	6.0	0	6
ONUOHA, Dontrell	1	0	0.0	0	0
GAVERT, Josh	1	0	0.0	0	0
WHITTAKER, J.J.	1	0	0.0	0	0
VAUGHN, Jr., Billy	1	0	0.0	0	0
KAZEE, Damontae	1	0	0.0	0	0
<b>SDSU TOTALS</b>	<b>10</b>	<b>91</b>	<b>9.1</b>	<b>0</b>	<b>64</b>
<b>OPPONENTS</b>	<b>11</b>	<b>146</b>	<b>13.3</b>	<b>1</b>	<b>100</b>

FUMBLE RETURNS					
Player	No.	Yards	Avg.	TD	Long
LOMAX, Trey	1	10	10.0	0	10
<b>SDSU TOTALS</b>	<b>1</b>	<b>10</b>	<b>10.0</b>	<b>0</b>	<b>10</b>
<b>OPPONENTS</b>	<b>5</b>	<b>11</b>	<b>2.2</b>	<b>0</b>	<b>5</b>

ALESI PUNT-BY-PUNT							
Opponent	From	To	Yds	Return	Net	FP	
No. Arizona	SD44	N25	31	out-of-bounds	31	N25	
	SD32	N20	48	downed	48	N20	
	N37	N11	26	fair catch	26	N11 *	
at No. 21 UNC	NC38	NC8	30	fair catch	30	NC8 **	
	SD10	NC40	50	-1-yd return	51	NC39	
	SD31	NC24	45	0-yd return	45	NC24	
	SD20	NC32	48	-1-yd return	49	NC31	
at Oregon St.	SD17	OS39	44	0-yd return	44	N/A	
	SD50	OS19	31	out-of-bounds	31	OS19 *	
	OS42	OS12	30	out-of-bounds	30	OS12 *	
	SD39	OS25	36	fair catch	36	OS25	
	SD28	OS46	26	downed	26	OS46	
	SD17	SD49	32	0-yd return	32	SD49	
	UNLV	SD17	LV39	44	48-yd return	-4	SD13
at Fresno State	SD49	LV12	39	fair catch	39	LV12 *	
	LV37	LV5	32	fair catch	32	LV5 **	
	SD49	LV6	45	downed	45	LV3 ***	
	SD35	LV34	31	downed	31	LV34	
	SD27	FS28	45	downed	45	FS28	
	SD14	FS37	49	0-yd return	49	FS37	
	SD34	FS22	44	4-yd return	40	FS26	
at New Mexico	SD48	FS18	34	fair catch	34	FS18 *	
	SD47	FS9	44	fair catch	44	FS9 **	
	SD19	NM38	43	0-yd return	43	SD48 ^	
	SD49	NM12	39	fair catch	39	NM12 *	
	SD45	NM9	46	fair catch	46	NM9 **	
Hawai'i	NM45	NM4	41	downed	41	NM4 **	
	SD19	UH35	46	4-yd return	42	UH39	
	UH42	UH14	28	fair catch	28	UH14 *	
	SD40	UH34	26	out-of-bounds	26	UH34	
	SD39	UH30	31	fair catch	31	UH35 ^	
at Nevada	SD40	UN11	49	0-yd return	49	UN11 *	
	UN39	UN14	25	fair catch	25	UN14 *	
	SD45	UN23	32	out-of-bounds	32	UN23	
	SD40	UN21	39	28-yd return	11	UN49	
	SD32	UN35	33	fair catch	33	UN35	
	SD28	UN35	37	downed	37	UN35	
	Idaho	ID42	ID0	42	touchback	22	ID20
	ID41	ID16	25	downed	25	ID16 *	
Idaho	SD37	ID18	45	-3-yd return	48	ID15 *	
	SD41	ID26	33	downed	33	ID26	

\* - indicates possession ended inside opponent 20; \*\* - indicates possession ended inside opponent 10; ^ - indicates there was a penalty on the play, resulting in a new spot; N/A - indicates the punt returner fumbled and lost possession

TOTAL OFFENSE						
Player	G	Plays	Rush	Pass	Total	YPG
KAEHLER, Quinn	8	224	-81	1,483	1,402	175.2
PUMPHREY, Donnel	9	184	1216	0	1,216	135.1
PRICE, Chase	9	91	438	0	438	48.7
BAWDEN, Nick	4	48	43	147	190	47.5
MILLS, Lloyd	9	4	103	0	103	11.4
GORDON, Dakota	9	20	91	0	91	10.1
STAMPS, Marcus	9	5	52	0	52	5.8
PENNY, Rashaad	9	1	21	0	21	2.3
HAZELY, Jemond	9	1	5	0	5	0.6
ROBERTS, Adam	9	1	2	0	2	0.2
HOKOKIAN, Chris	2	1	1	0	1	0.5
RADLEY, Lucky	9	2	1	0	1	0.1
RUFFIN, Ezell	4	1	-2	0	-2	-0.5
TEAM	4	5	-5	0	-5	-1.2
<b>SDSU TOTALS</b>	<b>9</b>	<b>589</b>	<b>1,885</b>	<b>1,630</b>	<b>3,515</b>	<b>390.6</b>
<b>OPPONENTS</b>	<b>9</b>	<b>608</b>	<b>1,297</b>	<b>1,795</b>	<b>3,092</b>	<b>343.6</b>

ALL-PURPOSE YARDAGE								
Player	G	Rush	Rec.	PR	KOR	IR	Total	YPG
PUMPHREY, Donnel	9	1,216	69	0	0	0	1,285	142.8
PRICE, Chase	9	438	88	0	0	0	526	58.4
MILLS, Lloyd	9	103	243	179	0	0	525	58.3
JUDGE, Eric	8	0	338	0	0	0	338	42.2
PENNY, Rashaad	9	21	0	0	263	0	284	31.6
RUFFIN, Ezell	4	-2	224	0	0	0	222	55.5
CLARK, Larry	9	0	185	0	12	0	197	21.9
GORDON, Dakota	9	91	58	0	0	0	149	16.6
KELLY, Kameron	6	0	0	0	131	0	131	21.8
HAZELY, Jemond	9	5	124	0	0	0	129	14.3
ROBERTS, Adam	9	2	119	0	0	0	121	13.4
MUNSON, Calvin	9	0	0	0	0	90	90	10.0
HOLDER, Mikah	6	0	45	0	19	0	64	10.7
STAMPS, Marcus	9	52	0	0	0	0	52	5.8
BAWDEN, Nick	4	43	0	0	0	0	43	10.8
CRAIGHEAD, Robert	9	0	42	0	0	0	42	4.7
FAVREAU, Chase	6	0	42	0	0	0	42	7.0
RADLEY, Lucky	9	1	5	0	35	0	41	4.6
BRUNSKILL, Daniel	9	0	25	0	0	0	25	2.8
PITTS, Paul	4	0	23	0	0	0	23	5.8
GALEA'I, Kenny	9	0	0	0	8	0	8	0.9
SANCHEZ, Jon	9	0	0	0	0	6	6	0.7
VAUGHN, Billy	9	0	0	2	0	0	2	0.2
HOKOKIAN, Chris	2	1	0	0	0	0	1	0.5
SMITH, Malik	9	0	0	0	0	-5	-5	-0.6
TEAM	4	-5	0	0	0	0	-5	-1.2
KAEHLER, Quinn	8	-81	0	0	0	0	-81	-10.1
<b>SDSU TOTALS</b>	<b>9</b>	<b>1,885</b>	<b>1,630</b>	<b>181</b>	<b>468</b>	<b>91</b>	<b>4,255</b>	<b>472.8</b>
<b>OPPONENTS</b>	<b>9</b>	<b>1,297</b>	<b>1,795</b>	<b>77</b>	<b>649</b>	<b>146</b>	<b>3,964</b>	<b>440.4</b>

PUNTING										
Player	No.	Yards	Avg.	Lg.	TB	In.20	50+	Blk.	Net yds.	Net Avg.
ALESI, Joel	41	1,544	37.7	50	1	17	1	0	1,477	35.3
MCMORROW, Seamus	1	13	13.0	13	0	0	0	0	13	13.0
<b>SDSU TOTALS</b>	<b>42</b>	<b>1,557</b>	<b>37.1</b>	<b>50</b>	<b>1</b>	<b>17</b>	<b>1</b>	<b>0</b>	<b>1,490</b>	<b>35.5</b>
<b>OPPONENTS</b>	<b>46</b>	<b>1,957</b>	<b>42.5</b>	<b>61</b>	<b>1</b>	<b>14</b>	<b>11</b>	<b>1</b>	<b>1,756</b>	<b>38.2</b>

FIELD GOALS										
Player	FGM-A	Pct.	10-19	20-29	30-39	40-49	50-59	60+	Lg.	
HAGEMAN, Donny	10-13	76.9	0-0	4-4	3-5	3-4	0-0	0-0	49	
NAU: 48g, 46wl; UNC: 49g, 40g; OSU: none; UNLV: 24g, 31g; FS: 24g, 36g; UNM: 25g; UH: 36g, 31wl, 23g; IDAHO: 36wr										
<b>SDSU TOTALS</b>	<b>10-13</b>	<b>76.9</b>	<b>0-0</b>	<b>4-4</b>	<b>3-5</b>	<b>3-4</b>	<b>0-0</b>	<b>0-0</b>	<b>49</b>	
<b>OPPONENTS</b>	<b>7-12</b>	<b>58.3</b>	<b>0-0</b>	<b>5-5</b>	<b>2-4</b>	<b>0-3</b>	<b>0-0</b>	<b>0-0</b>	<b>38</b>	

KICKOFFS							
Player	No.	Yards	Avg.	TB	OB	Ret.	Net yds. Net avg.
MCMORROW, Seamus	45	2,843	63.2	13	1	649	1,869 41.5
<b>SDSU TOTALS</b>	<b>45</b>	<b>2,843</b>	<b>63.2</b>	<b>13</b>	<b>1</b>	<b>649</b>	<b>1,869 41.5</b>
<b>OPPONENTS</b>	<b>39</b>	<b>2,252</b>	<b>57.7</b>	<b>11</b>	<b>2</b>	<b>468</b>	<b>1,509 38.7</b>



# SAN DIEGO STATE, 2014 STATISTICS, cont.

## DEFENSIVE

Player	GP	-----Tackles-----				TFL/Yds.	--Sacks--	-----Pass Def-----			-----Fumbles-----		Blk Kick	Saf.
		Solo	Ast.	Total				Int.-Yds	BrUp	QBH	Rcv.-Yds	FF		
48 GAVERT, Josh	9	32	28	60	3.5-13	1.0-7	1-0	1	2	1-0	.	.	.	
14 LOMAX, Trey	9	34	19	53	3.0-7	1.0-3	.	2	.	1-10	.	.	.	
54 MUNSON, Calvin	9	30	22	52	7.5-11	2.0-2	2-90	.	2	.	1	.	.	
21 MCGEE, Na'im	9	32	20	52	1.0-4	.	.	.	2	.	.	.	.	
7 WHITTAKER, J.J.	9	32	13	45	1.0-2	.	1-0	3	.	.	.	.	.	
58 BARRETT, Alex	9	21	16	37	9.0-25	3.0-13	.	3	5	.	1	1	.	
23 KAZEE, Damontae	9	24	13	37	2.0-3	.	1-0	10	1	.	.	.	.	
12 SMITH, Malik	9	19	17	36	3.5-8	.	2--5	6	1	1-0	.	.	.	
47 GALEA, Cody	9	21	8	29	4.5-35	3.0-32	.	1	4	.	1	.	.	
18 PORTER, Brandon	9	19	6	25	1.0-1	.	.	.	.	.	.	.	.	
99 SANCHEZ, Jon	9	18	3	21	5.0-12	1.0-6	1-6	1	5	.	.	.	.	
50 LARGENT, Derek	6	12	9	21	1.0-5	1.0-5	.	.	3	.	.	.	.	
24 VAUGHN, Billy	9	11	8	19	.	.	1-0	3	.	.	.	.	.	
97 ONUOHA, Dontrell	9	7	10	17	2.0-8	1.0-5	1-0	.	2	.	.	.	.	
98 MEREDITH, Sam	9	10	6	16	2.5-7	1.0-6	.	1	1	.	1	1	.	
92 HEYWARD, Christian	7	6	6	12	3.0-16	2.0-12	.	1	2	.	.	.	.	
41 TURNER, Dakota	8	11	1	12	2.0-13	2.0-13	.	.	3	.	.	.	.	
42 FELY, Jake	2	5	5	10	0.5-0	.	.	1	.	.	.	.	.	
17 MCMORROW, Seamus	9	6	1	7	.	.	.	.	.	.	.	.	.	
13 ROMAIN, Pierre	9	5	2	7	.	.	.	.	.	1-0	.	.	.	
45 MELIFONWU, Fred	9	5	1	6	2.5-20	2.0-19	.	.	1	.	.	.	.	
30 HICKMAN, T.J.	9	3	1	4	.	.	.	.	.	.	.	.	.	
1A TREVILLION, Fred	8	2	1	3	.	.	.	.	.	.	.	.	.	
4C HENDERSON, Jay	6	3	.	3	.	.	.	.	.	.	.	.	.	
65 PHILLIPS, Sergio	3	1	2	3	1.0-4	.	.	.	.	.	.	.	.	
81 JUDGE, Eric	8	2	.	2	.	.	.	.	.	.	.	.	.	
60 OVERBAUGH, Jeff	9	.	2	2	.	.	.	.	.	.	.	.	.	
72 GREENE, Darrell	9	2	.	2	.	.	.	.	.	.	.	.	.	
4 RADLEY, Lucky	9	2	.	2	.	.	.	.	.	.	.	.	.	
96 GALEA'I, Kenny	9	1	1	2	.	.	.	.	.	.	.	.	.	
55 SEAU, Micah	4	.	1	1	.	.	.	1	.	.	.	.	.	
18 KAEHLER, Quinn	8	1	.	1	.	.	.	.	.	.	.	.	.	
36 DAVIS, Devante	9	.	1	1	.	.	.	.	.	.	.	.	.	
49 DUNLAP, Daryl	6	1	.	1	.	.	.	.	.	.	.	.	.	
16 LAMAR, David	8	1	.	1	.	.	.	.	.	.	.	.	.	
91 WATSON, Jordan	1	.	1	1	0.5-1	.	.	.	.	.	.	.	.	
32 MATHIS, Kendrick	2	.	1	1	.	.	.	.	.	.	.	.	.	
26 STAMPS, Marcus	9	1	.	1	.	.	.	.	.	.	.	.	.	
27 KELLY, Kameron	6	.	1	1	.	.	.	.	.	.	.	1	.	
80 CLARK, Larry	9	1	.	1	.	.	.	.	.	.	.	.	.	
19 PUMPHREY, Donnel	9	1	.	1	.	.	.	.	.	.	.	.	.	
<b>SDSU TOTALS</b>	<b>9</b>	<b>382</b>	<b>226</b>	<b>608</b>	<b>56-195</b>	<b>20-123</b>	<b>10-91</b>	<b>34</b>	<b>34</b>	<b>4-10</b>	<b>4</b>	<b>3</b>	<b>.</b>	
<b>OPPONENTS</b>	<b>9</b>	<b>349</b>	<b>231</b>	<b>580</b>	<b>42-175</b>	<b>18-117</b>	<b>11-146</b>	<b>34</b>	<b>30</b>	<b>6-11</b>	<b>8</b>	<b>.</b>	<b>.</b>	

## GAME SUMMARIES

Game	Score	Score By Quarters					First Downs				Rushing			Passing			Total Off.		Return Yards	Punting No-Avg	Fumbles No-Lost	Pen. No-Yds	Third Downs	Avg. F. Pos	ToP
		1	2	3	4	OT	Tot	Ru	Pa	Pn	Att	Yards	TD	C-A-1	Yards	TD	Att	Yards							
Northern Arizona	7	0	0	7	0	-	14	6	8	0	36	124	1	15-28-1	188	0	64	312	122	7-39.3	0-0	4-50	5-15	NAU 28	30:05
at SDSU	38	14	10	7	7	-	25	11	11	3	37	194	3	18-29-1	205	1	66	399	161	3-35.0	1-0	5-29	6-12	SD 31	29:55
at No. 21 UNC	31	0	7	7	17	-	20	8	11	1	33	131	1	21-31-1	263	2	64	394	233	5-38.8	0-0	5-37	5-13	UNC 28	22:34
SDSU	27	0	14	7	6	-	23	7	13	3	35	168	2	23-39-3	341	1	74	509	19	4-43.2	0-0	9-65	6-14	SD 25	37:26
at Oregon State	28	7	7	14	0	-	25	8	12	5	36	97	4	24-31-1	275	0	67	372	2	3-46.7	3-1	7-52	6-10	OS30	35:27
SDSU	7	7	0	0	0	-	11	5	6	0	23	109	1	14-26-2	106	0	49	215	76	6-33.2	0-0	9-65	4-11	SD28	24:33
UNLV*	17	10	0	0	7	-	26	9	13	4	38	109	1	18-33-2	346	1	71	455	135	4-40.0	0-0	8-72	6-14	LV24	26:31
at SDSU	34	7	21	0	6	-	25	10	10	5	43	257	4	16-28-0	209	0	71	466	78	5-38.2	0-0	6-66	5-12	SD24	33:29
at Fresno State*	24	10	0	7	7	-	16	7	5	4	43	172	3	14-28-1	143	0	71	315	98	5-47.4	1-1	4-37	9-18	FS31	29:10
SDSU	13	0	3	3	7	-	17	11	6	0	45	186	0	9-24-2	84	1	69	270	120	5-43.2	2-1	7-64	6-15	SD31	30:50
at New Mexico*	14	0	7	7	0	-	15	8	4	3	38	152	1	11-24-1	111	1	62	263	37	8-43.6	0-0	6-57	4-15	NM20	32:11
SDSU	24	3	7	14	0	-	19	14	3	2	46	397	3	5-17-2	73	0	63	470	29	4-42.2	3-2	10-102	7-13	SD33	27:49
Hawai'i*	10	0	7	3	0	-	12	5	7	0	25	90	0	17-31-2	174	1	56	264	72	6-38.5	1-1	7-40	3-13	UH26	23:53
at SDSU	20	10	0	7	3	-	19	15	4	0	47	283	1	13-24-0	174	1	71	457	39	4-32.8	2-1	4-44	6-15	SD30	36:07
at Nevada	30	3	7	3	17	-	17	9	6	2	47	229	2	10-24-1	109	1	71	338	103	5-48.2	0-0	4-55	5-17	NV36	32:21
SDSU	14	7	7	0	0	-	17	8	9	0	29	135	1	21-36-1	189	1	65	324	165	7-32.6	3-2	5-44	4-13	SD31	27:39
Idaho	21	7	7	7	0	-	26	13	9	4	49	193	2	17-33-0	186	1	82	379	79	3-43.3	1-1	4-30	8-16	ID22	31:34
SDSU	35	14	0	14	7	-	18	6	11	1	39	156	2	14-22-0	249	3	61	405	53	4-36.2	0-0	4051	9-14	SD35	28:26

\* Mountain West game

# RED ZONE STATISTICS

## San Diego State Inside Opponent Red-Zone

Date	Opponent	Score	Times		Total Pts	Rush		Pass	FGs	Failed to score inside RZ					
			In RZ	Scored		TDs	TDs	TDs	Made	FGA	Down	Int	Fumb	Half	Game
Aug 30, 2014	NORTHERN ARIZONA	W 38-7	5	4	28	4	3	1	0	1	0	0	0	0	0
Sep 06, 2014	at North Carolina	L 27-31	4	2	14	2	2	0	0	0	0	2	0	0	0
Sep 20, 2014	at Oregon State	L 7-28	1	1	7	1	1	0	0	0	0	0	0	0	0
Sep 27, 2014	UNLV	W 34-17	5	5	27	3	3	0	2	0	0	0	0	0	0
Oct 03, 2014	at Fresno State	L 13-24	3	3	13	1	0	1	2	0	0	0	0	0	0
Oct 10, 2014	at New Mexico	W 24-14	1	1	3	0	0	0	1	0	0	0	0	0	0
Oct 18, 2014	HAWAII	W 20-10	5	3	13	1	1	0	2	1	1	0	0	0	0
Nov 01, 2014	at Nevada	L 14-30	2	1	7	1	1	0	0	0	0	0	1	0	0
Nov 08, 2014	IDAHO	W 35-21	3	2	14	2	2	0	0	1	0	0	0	0	0
Totals			29	22	126	15	13	2	7	3	1	2	1	0	0
22 of 29 (75.9%)															

## Opponents Inside San Diego State Red-Zone

Date	Opponent	Score	Times		Total Pts	Rush		Pass	FGs	Failed to score inside RZ					
			In RZ	Scored		TDs	TDs	TDs	Made	FGA	Down	Int	Fumb	Half	Game
Aug 30, 2014	NORTHERN ARIZONA	W 38-7	1	1	7	1	1	0	0	0	0	0	0	0	0
Sep 06, 2014	at North Carolina	L 27-31	3	3	17	2	1	1	1	0	0	0	0	0	0
Sep 20, 2014	at Oregon State	L 7-28	4	4	28	4	4	0	0	0	0	0	0	0	0
Sep 27, 2014	UNLV	W 34-17	3	2	10	1	1	0	1	0	0	1	0	0	0
Oct 03, 2014	at Fresno State	L 13-24	4	4	24	3	3	0	1	0	0	0	0	0	0
Oct 10, 2014	at New Mexico	W 24-14	1	1	7	1	1	0	0	0	0	0	0	0	0
Oct 18, 2014	HAWAII	W 20-10	1	1	3	0	0	0	1	0	0	0	0	0	0
Nov 01, 2014	at Nevada	L 14-30	5	5	23	2	1	1	3	0	0	0	0	0	0
Nov 08, 2014	IDAHO	W 35-21	3	2	14	2	2	0	0	0	0	0	1	0	0
Totals			25	23	133	16	14	2	7	0	0	1	1	0	0
23 of 25 (92.0%)															

# 2014 SAN DIEGO STATE GAME-BY-GAME

## TEAM STATISTICS

Date	Opponent	Rushing				Receiving				Passing				Kick Returns				Punt Returns				tot off		
		no.	yds	td	lg	no.	yds	td	lg	cmp	att	int	yds	td	lg	no.	yds	td	lg	no.	yds		td	lg
Aug 30	NORTHERN ARIZONA	37	194	3	33	18	205	1	31	18	29	1	205	1	31	2	12	0	8	4	85	1	67	399
Sep 06	at North Carolina	35	168	2	29	23	341	1	59	23	39	3	341	1	59	1	11	0	11	1	2	0	2	509
Sep 20	at Oregon State	23	109	1	36	14	106	0	28	14	26	2	106	0	28	3	54	0	19	2	22	0	15	215
Sep 27	UNLV	43	257	4	71	16	209	0	45	16	28	0	209	0	45	3	52	0	25	0	0	0	0	466
Oct 03	at Fresno State	45	186	0	21	9	84	1	18	9	24	2	84	1	18	5	123	0	56	3	-3	0	0	270
Oct 10	at New Mexico	46	397	3	93	5	73	0	43	5	17	2	73	0	43	2	13	0	13	3	16	0	9	470
Oct 18	HAWAII	47	283	1	47	13	174	1	42	13	24	0	174	1	42	2	44	0	25	1	0	0	0	457
Nov 01	at Nevada	29	135	1	21	21	189	1	23	21	36	1	189	1	23	4	110	0	45	3	55	0	53	324
Nov 08	IDAHO	39	156	2	39	14	249	3	58	14	22	0	249	3	58	2	49	0	41	1	4	0	4	405
		344	1885	17	93	133	1630	8	59	133	245	11	1630	8	59	24	468	0	56	18	181	1	67	3515
Opponents		345	1297	15	47	147	1795	7	91	147	263	10	1795	7	91	31	649	0	55	13	77	0	48	3092

Games played: 9  
 Avg per rush: 5.5  
 Avg per catch: 12.3  
 Pass efficiency: 111.97  
 Kick ret avg: 19.5  
 Punt ret avg: 10.1  
 All purpose avg/game: 472.8  
 Total offense avg/gm: 390.6

Date	Opponent	Tackles				Sacks	Fumble		Pass Defense			Blkd kick	PAT Attempts			saf	pts
		ua	a	total	tfl-yds		no-yds	ff	fr-yds	int-yds	qbh		brup	kick	rush		
Aug 30	NORTHERN ARIZONA	47	18	65	8.0-24	2.0-12	0	0-0	1-64	5	5	1	5-5	0	0	0	38
Sep 06	at North Carolina	46	26	72	4.0-6	0.0-0	0	0-0	1-6	5	3	0	3-3	0	0	0	27
Sep 20	at Oregon State	37	38	75	6.0-34	3.0-27	2	1-0	1-0	0	1	0	1-1	0	0	0	7
Sep 27	UNLV	44	14	58	7.0-31	6.0-30	0	0-0	2-26	3	6	1	4-4	0	0	0	34
Oct 03	at Fresno State	51	20	71	9.0-20	3.0-7	1	1-10	1-0	4	4	1	1-1	0	0	0	13
Oct 10	at New Mexico	36	26	62	7.0-18	1.0-5	0	0-0	1-0	3	3	0	3-3	0	0	0	24
Oct 18	HAWAII	32	20	52	2.0-6	1.0-5	0	1-0	2--5	2	5	0	2-2	0	0	0	20
Nov 01	at Nevada	46	20	66	7.0-31	2.0-17	0	0-0	1-0	4	3	0	2-2	0	0	0	14
Nov 08	IDAHO	43	44	87	6.0-25	2.0-20	1	1-0	0-0	0	4	0	5-5	0	0	0	35
		382	226	608	56.0-195	20.0-123	4	4-10	10-91	26	34	3	26-26	0	0	0	212
Opponents		349	231	580	42.0-175	18.0-117	8	6-11	11-146	28	34	0	23-23	0	0	0	182

Date	Opponent	Punting									Field Goals			Kickoffs				
		no.	yds	avg	long	blkd	tb	fc	50+	i20	md-att	long	blkd	no.	yds	avg	tb	ob
Aug 30	NORTHERN ARIZONA	3	105	35.0	48	0	0	1	0	1	1-2	48	0	7	444	63.4	2	0
Sep 06	at North Carolina	4	173	43.2	50	0	0	1	1	1	2-2	49	0	6	379	63.2	1	0
Sep 20	at Oregon State	6	199	33.2	44	0	0	1	0	2	0-0	0	0	2	130	65.0	2	0
Sep 27	UNLV	5	191	38.2	45	0	0	2	0	3	2-2	31	0	7	436	62.3	1	0
Oct 03	at Fresno State	5	216	43.2	49	0	0	2	0	2	2-2	36	0	4	255	63.8	0	0
Oct 10	at New Mexico	4	169	42.2	46	0	0	2	0	3	1-1	25	0	5	331	66.2	3	0
Oct 18	HAWAII	4	131	32.8	46	0	0	2	0	1	2-3	36	0	5	315	63.0	1	0
Nov 01	at Nevada	7	228	32.6	49	0	0	2	0	2	0-0	0	0	3	178	59.3	1	1
Nov 08	IDAHO	4	145	36.2	45	0	1	0	0	2	0-1	0	0	6	375	62.5	2	0
		42	1557	37.1	50	0	1	13	1	17	10-13	49	0	45	2843	63.2	13	1
Opponents		46	1957	42.5	61	1	1	7	11	14	7-12	37	2	39	2252	57.7	11	2

# 2014 OPPONENT GAME-BY-GAME

## OPPONENT STATISTICS

Date	Opponent	Rushing				Receiving				Passing				Kick Returns				Punt Returns				tot off
		no.	yds	td	lg	no.	yds	td	lg	cmp-att-int	yds	td	lg	no.	yds	td	lg	no.	yds	td	lg	
Aug 30	NORTHERN ARIZONA	36	124	1	21	15	188	0	50	15-28-1	188	0	50	5	121	0	28	0	0	0	0	312
Sep 06	at North Carolina	33	131	1	16	21	263	2	91	21-31-1	263	2	91	5	109	0	34	3	-2	0	0	394
Sep 20	at Oregon State	36	97	4	12	24	275	0	49	24-31-1	275	0	49	0	0	0	0	2	-1	0	0	372
Sep 27	UNLV	38	109	1	14	18	346	1	44	18-33-2	346	1	44	6	87	0	23	1	48	0	48	455
Oct 03	at Fresno State	43	172	3	34	14	143	0	49	14-28-1	143	0	49	4	89	0	33	2	4	0	4	315
Oct 10	at New Mexico	38	152	1	31	11	111	1	45	11-24-1	111	1	45	2	38	0	19	1	-1	0	0	263
Oct 18	HAWAII	25	90	0	13	17	174	1	39	17-31-2	174	1	39	4	68	0	27	1	4	0	4	264
Nov 01	at Nevada	47	229	2	47	10	109	1	20	10-24-1	109	1	20	1	55	0	55	2	28	0	28	338
Nov 08	IDAHO	49	193	2	20	17	186	1	51	17-33-0	186	1	51	4	82	0	24	1	-3	0	0	379
San Diego State		345	1297	15	47	147	1795	7	91	147-263-10	1795	7	91	31	649	0	55	13	77	0	48	3092
San Diego State		344	1885	17	93	133	1630	8	59	133-245-11	1630	8	59	24	468	0	56	18	181	1	67	3515

Games played: 9  
 Avg per rush: 3.8  
 Avg per catch: 12.2  
 Pass efficiency: 114.40  
 Kick ret avg: 20.9  
 Punt ret avg: 5.9  
 All purpose avg/game: 440.4  
 Total offense avg/gm: 343.6

Date	Opponent	Tackles				Sacks	Fumble		Pass Defense			Blkd kick	PAT Attempts			saf	pts
		ua	a	total	tfl-yds		no-yds	ff	fr-yds	int-yds	qbh		brup	kick	rush		
Aug 30	NORTHERN ARIZONA	40	30	70	3.0-18	1.0-11	1	0-1	1-0	2	4	0	1-1	0	0	0	7
Sep 06	at North Carolina	42	26	68	7.0-13	1.0-2	0	0-0	3-126	6	5	0	4-4	0	0	0	31
Sep 20	at Oregon State	28	18	46	5.0-26	3.0-20	0	0-3	2-0	4	2	0	4-4	0	0	0	28
Sep 27	UNLV	44	26	70	3.0-14	1.0-7	0	0-0	0-0	3	5	0	2-2	0	0	0	17
Oct 03	at Fresno State	44	17	61	4.0-16	2.0-12	2	1-7	2-0	1	5	0	3-3	0	0	0	24
Oct 10	at New Mexico	27	42	69	3.0-14	1.0-8	2	2-0	2-0	3	4	0	2-2	0	0	0	14
Oct 18	HAWAII	46	22	68	4.0-16	1.0-8	0	1-0	0-0	4	2	0	1-1	0	0	0	10
Nov 01	at Nevada	44	20	64	7.0-30	4.0-25	3	2-0	1-20	5	5	0	3-3	0	0	0	30
Nov 08	IDAHO	34	30	64	6.0-28	4.0-24	0	0-0	0-0	0	2	0	3-3	0	0	0	21
San Diego State		349	231	580	42.0-175	18.0-117	8	6-11	11-146	28	34	0	23-23	0	0	0	182
San Diego State		382	226	608	56.0-195	20.0-123	4	4-10	10-91	26	34	3	26-26	0	0	0	212

Date	Opponent	Punting										Field Goals			Kickoffs				
		no.	yds	avg	long	blkd	tb	fc	50+	i20	md-att	long	blkd	no.	yds	avg	tb	ob	
Aug 30	NORTHERN ARIZONA	7	275	39.3	52	0	1	1	1	2	0-1	0	1	2	84	42.0	0	0	
Sep 06	at North Carolina	5	194	38.8	50	0	0	1	1	3	1-2	23	0	6	390	65.0	5	0	
Sep 20	at Oregon State	3	140	46.7	51	0	0	0	1	1	0-0	0	0	5	294	58.8	1	0	
Sep 27	UNLV	4	160	40.0	51	1	0	0	1	2	1-2	22	0	4	215	53.8	0	1	
Oct 03	at Fresno State	5	237	47.4	52	0	0	1	2	2	1-2	37	1	5	277	55.4	0	0	
Oct 10	at New Mexico	8	349	43.6	61	0	0	2	2	2	0-0	0	0	3	157	52.3	1	0	
Oct 18	HAWAII	6	231	38.5	53	0	0	0	1	2	1-2	25	0	3	160	53.3	0	0	
Nov 01	at Nevada	5	241	48.2	56	0	0	0	2	0	3-3	37	0	7	442	63.1	3	0	
Nov 08	IDAHO	3	130	43.3	48	0	0	2	0	0	0-0	0	0	4	233	58.2	1	1	
San Diego State		46	1957	42.5	61	1	1	7	11	14	7-12	37	2	39	2252	57.7	11	2	
San Diego State		42	1557	37.1	50	0	1	13	1	17	10-13	49	0	45	2843	63.2	13	1	

# SAN DIEGO STATE PARTICIPATION

## PARTICIPATION CHART

No.	Name	NAU	UNC	OSU	UNLV	FS	UNM	UH	Nev.	Idaho	BSU	AFA	SJSU
77	Alesi, Joel	x	x	x	x	x	x	x	x	x			x
58	<b>Barrett, Alex</b>	GS (DT)	GS (DT)	GS (DT)	GS (DT)	GS (DT)	GS (DT)	GS (DT)	GS (DT)	GS (DT)			GS (DT)
15	Bawden, Nick	x	-	-	x	GS (QB)	GS (QB)	-	-	-			-
87	Boesch, Aaron	x	-	-	-	-	-	-	-	-			-
89	<b>Brunskill, Daniel</b>	x	x	x	x	GS (TE)	GS (TE)	x	x	x			x
61	Christensen, H.	x	x	x	x	x	x	x	x	x			x
80	<b>Clark, Larry</b>	x	x	x	GS (WR)	x	x	GS (WR)	x	x			x
67	<b>Corbett, Garrett</b>	x	x	x	x	x	x	x	x	x			x
94	<b>Craighead, Robert</b>	GS (TE)	GS (TE)	GS (TE)	x	x	x	x	x	x			x
36	<b>Davis, Devante</b>	x	x	x	x	x	x	x	x	x			x
64	Dilley, Zach	GS (C)	GS (C)	-	-	x	-	-	-	-			-
49	Dunlap, Darryl	x	x	x	-	x	x	x	-	-			-
5	Favreau, Chase	x	-	x	x	x	x	x	-	-			-
42	Fely, Jake	-	-	-	-	-	-	-	x	x			x
47	<b>Galea, Cody</b>	GS (MLB)	GS (MLB)	GS (MLB)	GS (MLB)	GS (MLB)	GS (MLB)	GS (MLB)	GS (MLB)	GS (MLB)			GS (MLB)
96	<b>Galea'i, Kenny</b>	x	x	x	x	x	x	x	x	x			x
48	<b>Gavert, Josh</b>	x	x	x	GS (LB)	GS (LB)	GS (LB)	GS (LB)	GS (LB)	GS (LB)			GS (LB)
46	<b>Gordon, Dakota</b>	GS (FB)	x	x	GS (FB)	GS (FB)	GS (FB)	GS (FB)	GS (FB)	GS (FB)			GS (FB)
72	<b>Greene, Darrell</b>	GS (RG)	GS (RG)	GS (RG)	GS (RG)	GS (RG)	GS (RG)	GS (RG)	GS (RG)	GS (RG)			GS (RG)
59	<b>Hageman, Donny</b>	x	x	x	x	x	x	x	x	x			x
86	<b>Hazely, Jemond</b>	x	x	x	GS (WR)	GS (WR)	GS (WR)	x	x	x			x
46	Henderson, Jay	-	x	x	x	x	x	x	-	-			-
92	Heyward, Christian	-	-	x	x	x	x	x	x	x			x
30	<b>Hickman, T.J.</b>	x	x	x	x	x	x	x	x	x			x
38	Hokokian, Chris	x	-	-	x	-	-	-	-	-			-
85	Holder, Mikah	-	-	-	x	x	x	x	x	x			x
81	Judge, Eric	x	GS (WR)	GS (WR)	-	x	x	GS (WR)	GS (WR)	GS (WR)			x
18	Kaehler, Quinn	GS (QB)	GS (QB)	GS (QB)	GS (QB)	-	-	GS (QB)	GS (QB)	GS (QB)			GS (QB)
23	<b>Kaeze, Damontae</b>	GS (RCB)	GS (RCB)	GS (RCB)	GS (RCB)	GS (RCB)	GS (RCB)	GS (RCB)	GS (RCB)	GS (RCB)			GS (RCB)
27	Kelly, Kameron	-	x	x	x	x	x	x	-	-			-
16	Lamar, David	x	x	x	x	x	-	x	x	x			x
50	Largent, Derek	x	GS (LB)	GS (LB)	-	-	-	x	x	x			x
14	<b>Lomax, Trey</b>	GS (WAR)	GS (WAR)	GS (WAR)	GS (WAR)	GS (WAR)	GS (WAR)	GS (WAR)	GS (WAR)	GS (WAR)			GS (WAR)
74	Maass, Austin	x	-	-	-	-	-	-	-	-			-
32	Mathis, Kendrick	-	-	-	-	-	-	-	-	x			x
21	<b>McGee, Na'im</b>	GS (AZ)	GS (AZ)	GS (AZ)	GS (AZ)	GS (AZ)	GS (AZ)	GS (AZ)	GS (AZ)	GS (AZ)			GS (AZ)
17	<b>McMorrow, Seamus</b>	x	x	x	x	x	x	x	x	x			x
45	<b>Melifonwu, Fred</b>	x	x	x	x	x	x	x	x	x			x
98	<b>Meredith, Sam</b>	x	x	GS (DE)	GS (DE)	GS (DE)	x	GS (DE)	GS (DE)	GS (DE)			GS (DE)
75	Miller, Kwayde	x	-	-	-	x	-	-	-	-			-
82	<b>Mills, Lloyd</b>	x	x	GS (WR)	x	x	x	x	x	x			GS (WR)
22	<b>Montgomery, K.</b>	x	x	x	x	x	x	x	x	x			x
52	Morris, Tyler	x	-	-	-	-	-	-	-	-			-
54	<b>Munson, Calvin</b>	GS (LB)	GS (LB)	GS (LB)	GS (LB)	GS (LB)	GS (LB)	GS (LB)	GS (LB)	GS (LB)			GS (LB)
53	Noble, Lencio	-	-	GS (C)	GS (C)	GS (C)	GS (C)	GS (C)	GS (C)	GS (C)			GS (C)
97	<b>Onuoha, Dontrell</b>	GS (DE)	GS (DE)	x	x	x	GS (DE)	x	x	x			x
60	<b>Overbaugh, Jeff</b>	x	x	x	x	x	x	x	x	x			x
20	<b>Penny, Rashaad</b>	x	x	x	x	x	x	x	x	x			x
65	Phillips, Sergio	x	-	-	-	-	x	-	-	-			x
83	Pitts, Paul	x	x	x	x	-	-	-	-	-			-
79	<b>Poole, Terry</b>	GS (LT)	GS (LT)	GS (LT)	GS (LT)	GS (LT)	GS (LT)	GS (LT)	GS (LT)	GS (LT)			GS (LT)
18	<b>Porter, Brandon</b>	x	x	x	x	x	x	x	x	x			x
22	<b>Price, Chase</b>	x	x	x	x	x	x	x	x	x			x
19	<b>Pumphrey, Donnel</b>	GS (RB)	GS (RB)	GS (RB)	GS (RB)	GS (RB)	GS (RB)	GS (RB)	GS (RB)	GS (RB)			GS (RB)
4	<b>Radley, Lucky</b>	x	x	x	x	x	x	x	x	x			x
44	<b>Roberts, Adam</b>	GS (FB)	GS (FB)	GS (FB)	GS (FB)	GS (FB)	GS (FB)	GS (FB)	GS (FB)	GS (FB)			GS (FB)
69	<b>Rodriguez, Paul</b>	x	x	x	x	x	x	x	x	x			x
13	<b>Romain, Pierre</b>	x	x	x	x	x	x	x	x	x			x
3	Ruffin, Ezell	GS (WR)	GS (WR)	-	-	-	-	-	GS (WR)	GS (WR)			GS (WR)
99	<b>Sanchez, Jon</b>	GS (DE)	GS (DE)	GS (DE)	GS (DE)	GS (DE)	GS (DE)	GS (DE)	GS (DE)	GS (DE)			GS (DE)
55	Seau, Micah	GS (LB)	x	x	-	-	-	-	-	-			x
56	<b>Siragusa, Nico</b>	GS (LG)	GS (LG)	GS (LG)	GS (LG)	GS (LG)	GS (LG)	GS (LG)	GS (LG)	GS (LG)			GS (LG)
71	<b>Slater, Pearce</b>	GS (RT)	GS (RT)	GS (RT)	GS (RT)	GS (RT)	GS (RT)	GS (RT)	GS (RT)	GS (RT)			GS (RT)
73	<b>Smith, Jordan</b>	x	x	x	x	x	x	x	x	x			x
12	<b>Smith, Malik</b>	GS (WAR)	GS (WAR)	GS (WAR)	GS (WAR)	GS (WAR)	GS (WAR)	GS (WAR)	GS (WAR)	GS (WAR)			GS (WAR)
26	<b>Stamps, Marcus</b>	x	x	x	x	x	x	x	x	x			x
15	Trevillion, Fred	-	x	x	x	x	x	x	x	x			x
41	Turner, Dakota	x	-	x	x	x	x	x	x	x			x
24	<b>Vaughn, Jr., Billy</b>	x	x	x	x	x	x	x	x	x			x
91	Watson, Jordan	x	-	x	-	-	-	-	-	-			-
88	Wells, David	-	x	x	x	x	x	x	x	x			x
7	<b>Whittaker, J.J.</b>	GS (LCB)	GS (LCB)	GS (LCB)	GS (LCB)	GS (LCB)	GS (LCB)	GS (LCB)	GS (LCB)	GS (LCB)			GS (LCB)

■ - made first career San Diego State start this season. ● - made first career San Diego State appearance this season. Bold player name in red indicates player has started every game this season. Bold player name in black indicates player has played in every game this season.



# MISCELLANEOUS STATS

## OFFENSE

### SEASON / RUSHING

Name	Team Leader -----			Games With -----							Cons. Games With -----			Season Total -----					
	Att.	Yds.	TDs	10 att.	20 att.	100-yd	150-yd	200-yd	1+TD	2+TD	3+TD	Att.	TD	2+TD	1stDN	20+	30+	40+	50+
Nick Bowden	-	-	-	-	-	-	-	-	-	-	-	-	-	-	4	-	-	-	-
Dakota Gordon	-	-	-	-	-	-	-	-	-	-	-	7	-	-	8	1	-	-	-
Jemond Hazely	-	-	-	-	-	-	-	-	-	-	-	-	-	-	-	-	-	-	-
Chris Hokokian	-	-	-	-	-	-	-	-	-	-	-	-	-	-	-	-	-	-	-
Quinn Kaehler	-	-	-	-	-	-	-	-	-	-	-	3	-	-	1	-	-	-	-
Lloyd Mills	-	-	-	-	-	-	-	-	-	-	-	-	-	-	3	3	3	-	-
Rashaad Penny	-	-	-	-	-	-	-	-	-	-	-	-	-	-	1	1	-	-	-
Chase Price	-	-	2	5	-	1	-	-	3	-	-	9	2	-	22	3	-	-	-
Donnel Pumphrey	9	9	8	9	5	6	3	1	7	4	1	9	1	-	44	8	7	4	2
Lucky Radley	-	-	-	-	-	-	-	-	-	-	-	-	-	-	-	-	-	-	-
Adam Roberts	-	-	-	-	-	-	-	-	-	-	-	-	-	-	1	-	-	-	-
Ezell Ruffin	-	-	-	-	-	-	-	-	-	-	-	-	-	-	-	-	-	-	-
Marcus Stamps	-	-	-	-	-	-	-	-	-	-	-	1	-	-	3	1	1	-	-

### CAREER / RUSHING

Name	Team Leader -----			Games With -----							Cons. Games With -----			Career Total -----					
	Att.	Yds.	TDs	10 att.	20 att.	100-yd	150-yd	200-yd	1+TD	2+TD	3+TD	Att.	TD	2+TD	1stDN	20+	30+	40+	50+
Nick Bowden	-	-	-	-	-	-	-	-	-	-	-	-	-	-	4	-	-	-	-
Aaron Boesch	-	-	-	-	-	-	-	-	1	-	-	-	-	-	-	-	-	-	-
Dakota Gordon	-	-	-	-	-	-	-	-	-	-	-	7	-	-	8	1	-	-	-
Jemond Hazely	-	-	-	-	-	-	-	-	-	-	-	-	-	-	-	-	-	-	-
Chris Hokokian	-	-	-	-	-	-	-	-	-	-	-	-	-	-	-	-	-	-	-
Eric Judge	-	-	-	-	-	-	-	-	-	-	-	-	-	-	-	-	-	-	-
Quinn Kaehler	-	-	-	-	-	-	-	-	1	-	-	3	-	-	4	1	-	-	-
Lloyd Mills	-	-	-	-	-	-	-	-	-	-	-	-	-	-	3	3	3	-	-
Rashaad Penny	-	-	-	-	-	-	-	-	-	-	-	-	-	-	1	1	-	-	-
Chase Price	-	1	2	5	-	-	-	-	5	-	-	11	2	-	31	3	-	-	-
Donnel Pumphrey	11	12	11	17	5	9	4	1	13	5	2	22	1	-	75	15	14	7	3
Lucky Radley	-	-	-	-	-	-	-	-	-	-	-	-	-	-	-	-	-	-	-
Adam Roberts	-	-	-	-	-	-	-	-	-	-	-	-	-	-	1	-	-	-	-
Ezell Ruffin	-	-	-	-	-	-	-	-	-	-	-	-	-	-	2	-	-	-	-
Marcus Stamps	-	-	-	-	-	-	-	-	-	-	-	1	-	-	3	1	1	-	-

### SEASON / RECEIVING

Name	Team Leader -----			Games With -----							Cons. Games With -----			Season Total -----					
	Rec.	Yds.	TDs	1+ rec.	2+ rec.	5+rec.	100-yd	150-yd	1+TD	2+TD	3+TD	Rec.	2+Rec.	TD	1stDN	20+	30+	40+	50+
Daniel Brunskill	-	-	-	1	-	-	-	-	-	-	-	-	-	-	1	-	-	-	-
Larry Clark	2	2	-	6	3	-	-	-	-	-	-	-	-	-	7	3	1	-	-
Robert Craighead	-	-	1	2	2	-	-	-	1	-	-	-	-	-	1	1	-	-	-
Chase Favreau	-	1	-	1	-	-	-	-	-	-	-	-	-	-	1	1	1	1	-
Dakota Gordon	-	-	-	4	2	-	-	-	-	-	-	-	-	-	4	1	-	-	-
Jemond Hazely	-	-	-	6	1	-	-	-	-	-	-	3	-	-	5	2	-	-	-
Mikah Holder	-	-	-	2	1	-	-	-	-	-	-	-	-	-	1	-	-	-	-
Eric Judge	3	3	1	6	5	1	1	-	2	1	-	4	1	1	11	4	4	3	2
Lloyd Mills	2	2	1	6	5	-	-	-	1	-	-	3	3	-	13	3	1	1	-
Paul Pitts	-	-	-	2	-	-	-	-	-	-	-	-	-	-	2	-	-	-	-
Chase Price	-	-	-	5	2	-	-	-	-	-	-	-	-	-	5	-	-	-	-
Donnel Pumphrey	1	-	-	7	3	1	-	-	-	-	-	4	-	-	6	1	1	-	-
Lucky Radley	-	-	-	1	-	-	-	-	-	-	-	-	-	-	-	-	-	-	-
Adam Roberts	-	-	1	7	3	-	-	-	1	-	-	3	2	-	7	-	-	-	-
Ezell Ruffin	1	1	1	3	3	-	-	-	1	-	-	4	4	1	9	3	1	1	1

### CAREER / RECEIVING

Name	Team Leader -----			Games With -----							Cons. Games With -----			Career Total -----					
	Rec.	Yds.	TDs	1+ rec.	2+ rec.	5+rec.	100-yd	150-yd	1+TD	2+TD	3+TD	Rec.	2+Rec.	TD	1stDN	20+	30+	40+	50+
Daniel Brunskill	-	-	-	1	-	-	-	-	-	-	-	-	-	-	-	-	-	-	-
Larry Clark	2	2	1	8	4	-	-	-	-	-	-	-	-	-	8	4	2	-	-
Robert Craighead	-	-	1	5	3	-	-	-	-	-	-	-	-	-	2	1	-	-	-
Chase Favreau	-	1	-	1	-	-	-	-	-	-	-	-	-	-	1	1	1	1	-
Dakota Gordon	-	-	-	4	2	-	-	-	-	-	-	-	-	-	4	1	-	-	-
Jemond Hazely	-	-	-	6	1	-	-	-	-	-	-	3	-	-	5	2	-	-	-
Mikah Holder	-	-	-	2	1	-	-	-	-	-	-	-	-	-	1	-	-	-	-
Eric Judge	4	3	3	12	6	2	1	-	4	1	-	4	2	1	19	9	7	4	2
Lloyd Mills	2	2	1	6	5	-	-	-	1	-	-	3	3	-	13	3	1	1	-
Paul Pitts	-	-	-	2	-	-	-	-	-	-	-	-	-	-	2	-	-	-	-
Chase Price	-	-	-	8	3	-	-	-	-	-	-	-	-	-	5	-	-	-	-
Donnel Pumphrey	1	-	2	17	9	1	-	-	2	-	-	4	-	-	16	5	1	-	-
Lucky Radley	-	-	-	1	-	-	-	-	-	-	-	-	-	-	-	-	-	-	-
Adam Roberts	-	1	5	21	9	-	-	-	5	-	-	3	2	-	18	2	1	-	-
Ezell Ruffin	11	11	3	23	20	8	5	2	3	2	-	18	17	1	66	26	14	6	4

# MISCELLANEOUS STATS, cont.

## DEFENSE

### SEASON

Name	Team Leader Tackles	Games With													Cons. Games With		
		1+Tk	2+Tk	5+Tk	10+Tk	0.5+TFL	2.0+TFL	3.0+TFL	0.5+Sck	2.0+Sck	1+INT	1+PBU	1+FF	1+FR	Tackle	2+Tk	0.5+TFL
Alex Barrett	-	9	9	4	-	6	2	-	2	1	-	3	1	-	9	9	3
Devante Davis	-	1	-	-	-	-	-	-	-	-	-	-	-	-	-	-	-
Jake Fely	1	2	2	1	-	1	-	-	-	-	1	-	-	2	2	1	
Cody Galea	-	9	9	2	-	3	1	-	3	-	-	1	1	-	9	9	1
Kenny Galea'i	-	2	-	-	-	-	-	-	-	-	-	-	-	-	-	-	-
Josh Gavert	3	9	9	6	2	5	-	-	1	-	1	1	-	1	9	9	2
Jay Henderson	-	1	1	-	-	-	-	-	-	-	-	-	-	-	-	-	-
Christian Heyward	-	5	3	1	-	2	1	-	2	-	-	1	-	-	2	2	-
T.J. Hickman	-	2	1	-	-	-	-	-	-	-	-	-	-	-	-	-	-
Damontae Kazee	-	9	8	4	-	2	-	-	-	-	1	5	-	-	9	9	-
David Lamar	-	1	-	-	-	-	-	-	-	-	-	-	-	-	-	-	-
Derek Largent	-	6	6	1	-	1	-	-	1	-	-	-	-	-	6	6	-
Trey Lomax	2	9	9	6	2	3	-	-	1	-	-	2	-	1	9	9	-
Kendrick Mathis	-	1	-	-	-	-	-	-	-	-	-	-	-	-	-	-	-
Na'im McGee	3	9	9	6	-	1	-	-	-	-	-	-	-	9	9	-	
Fred Melifonwu	-	2	2	-	-	2	-	-	2	-	-	-	-	-	-	-	-
Sam Meredith	-	8	5	-	-	2	1	-	1	-	-	1	1	-	8	2	-
Calvin Munson	1	9	9	7	1	6	1	1	2	-	2	-	1	-	9	9	-
Dontrell Onuoha	-	8	5	-	-	2	-	-	1	-	1	-	-	-	5	1	-
Sergio Phillips	-	2	1	-	-	1	-	-	-	-	-	-	-	-	1	1	-
Brandon Porter	-	7	6	3	-	1	-	-	-	-	-	-	-	-	3	1	-
Pierre Romain	-	5	1	-	-	-	-	-	-	-	-	-	-	1	-	-	-
Jon Sanchez	-	8	4	2	-	4	1	-	1	-	1	1	-	-	6	-	-
Micah Seau	-	1	-	-	-	-	-	-	-	-	-	1	-	-	-	-	-
Malik Smith	1	9	7	4	-	4	-	-	-	2	2	-	1	9	2	-	
Fred Trevillion	-	3	-	-	-	-	-	-	-	-	-	-	-	1	-	-	-
Dakota Turner	-	7	3	-	-	2	-	-	2	-	-	-	-	7	1	-	-
Billy Vaughn, Jr.	-	9	6	-	-	-	-	-	-	1	1	-	-	9	3	-	-
Jordan Watson	-	1	-	-	-	1	-	-	-	-	-	-	-	-	-	-	-
J.J. Whittaker	1	9	7	5	1	1	-	-	-	1	2	-	-	9	5	-	-

### CAREER

Name	Team Leader Tackles	Games With													Cons. Games With		
		1+Tk	2+Tk	5+Tk	10+Tk	0.5+TFL	2.0+TFL	3.0+TFL	0.5+Sck	2.0+Sck	1+INT	1+PBU	1+FF	1+FR	Tackle	2+Tk	0.5+TFL
Alex Barrett	-	16	13	4	-	9	4	-	4	2	-	3	1	-	9	9	3
Devante Davis	-	1	-	-	-	-	-	-	-	-	-	-	-	-	-	-	-
Jake Fely	8	32	31	19	4	18	3	1	8	2	-	3	5	2	32	31	1
Cody Galea	-	37	28	3	-	13	1	-	7	-	-	1	1	2	19	16	1
Kenny Galea'i	-	3	-	-	-	-	-	-	-	-	-	-	-	-	-	-	-
Josh Gavert	7	37	28	15	4	17	-	-	7	-	3	4	2	3	25	11	2
Jay Henderson	-	1	1	-	-	-	-	-	-	-	-	-	-	-	-	-	-
Christian Heyward	-	5	3	1	-	2	1	-	2	-	-	1	-	-	2	2	-
T.J. Hickman	-	5	2	-	-	-	-	-	-	-	-	-	-	-	-	-	-
Damontae Kazee	-	21	19	7	-	5	-	-	1	-	2	7	4	-	21	20	-
David Lamar	-	15	6	-	-	1	-	-	-	-	2	-	-	-	-	-	-
Derek Largent	-	28	26	9	1	12	2	-	9	-	1	3	2	3	6	6	-
Trey Lomax	2	9	9	6	2	3	-	-	1	-	-	2	-	1	9	9	-
Kendrick Mathis	-	1	-	-	-	-	-	-	-	-	-	-	-	-	-	-	-
Na'im McGee	3	9	9	6	-	1	-	-	-	-	-	-	-	9	9	-	-
Fred Melifonwu	-	2	2	-	-	2	-	-	2	-	-	-	-	-	-	-	-
Sam Meredith	-	31	21	3	-	11	1	-	3	-	-	3	1	3	3	2	-
Calvin Munson	1	11	9	7	1	6	1	1	2	-	2	-	1	-	10	9	-
Dontrell Onuoha	-	28	20	2	-	5	-	-	2	-	1	1	-	-	5	1	-
Sergio Phillips	-	2	1	-	-	1	-	-	-	-	-	-	-	-	1	1	-
Brandon Porter	-	7	6	3	-	1	-	-	-	-	-	1	-	-	3	1	-
Pierre Romain	-	13	6	-	-	-	-	-	-	-	-	-	-	1	-	-	-
Jon Sanchez	-	32	17	2	-	12	1	-	3	-	1	1	-	-	5	-	-
Micah Seau	-	7	2	-	-	1	-	-	-	-	-	1	-	-	-	-	-
Stan Sedberry	-	8	2	-	-	-	-	-	-	-	-	-	1	-	-	-	-
Malik Smith	2	17	11	5	1	4	-	-	-	2	2	-	1	10	2	-	-
Fred Trevillion	-	3	-	-	-	-	-	-	-	-	-	-	-	1	-	-	-
Dakota Turner	-	7	3	-	-	2	-	-	2	-	-	-	-	7	1	-	-
Billy Vaughn, Jr.	-	10	7	-	-	-	-	-	-	1	1	-	-	10	3	-	-
Jordan Watson	-	1	-	-	-	1	-	-	-	-	-	-	-	-	-	-	-
J.J. Whittaker	1	20	15	8	1	3	-	-	-	3	7	1	-	10	5	1	-



# MISCELLANEOUS STATS, cont.

## MISCELLANEOUS

Game	Coin Toss	KO/Receive	1st Off. Play	1st Off. Poss.	1st Def. Poss.	Game Time	Game Length	Jersey	Pants	Result
Northern Arizona	NAU won, Def.	Receive	Pumphrey rush	Punt	Punt	4:05 p.m. PT	3:13	Black	Black	W, 38-7
at North Carolina	UNC won, Def.	Receive	Pumphrey rush	Punt	Punt	8:05 p.m. ET	3:22	White	Black	L, 27-31
at Oregon State	OSU won, Def.	Receive	Mills rush	TD	Punt	7:35 p.m. PT	3:01	White	Black	L, 7-28
UNLV	SDSU won, Rec.	Receive	Hazely rush	Punt	Field goal	5:05 p.m. PT	3:13	Black	Black	W, 34-17
at Fresno State	SDSU won, Rec.	Receive	Bawden pass inc.	Punt	Interception	7:10 p.m. PT	3:17	White	Black	L, 13-24
at New Mexico	SDSU won, Rec.	Receive	Pumphrey rush	FG	Punt	7:32 p.m. MT	3:07	White	Black	W, 24-14
Hawai'i	SDSU won, Rec.	Receive	Pumphrey rush	TD	Punt	7:40 p.m. PT	3:16	Black	Black	W, 20-10
at Nevada	SDSU won, Rec.	Receive	Pumphrey rush	Punt	Punt	7:40 p.m. PT	3:25	White	Black	L, 14-30
Idaho	SDSU won, Rec.	Receive	Pumphrey rush	TD	TD	3:35 p.m. PT	3:06	Black	Black	W, 35-21
at Boise State										
Air Force										
San José State										

## AVERAGE STARTING FIELD POSITION

Category	San Diego State	Opponents
Drives Started	108	109
Cumulative Starting Yardline	3,263	3,031
Average Field Position	Own 30.21	Own 27.81
Drives Started in Opponent Territory/Att. to Score	12/11	12/12
Scores/Touchdowns, Field Goals	5/3, 2	5/2, 3
Points	27	23
Drives Started (Inside/At Own 25)	53 (35/18)	64 (45/19)
Points Scored (TD/FGs)	103 (13/4)	94 (13/1)

\* - kick/punt returns for a touchdown not included; & - overtime possessions not included.

## SAN DIEGO STATE POSSESSIONS

Game	Poss.	TD	FG	MFG	Punt	TO	Clock Downs	3&Out*	PPP^
Northern Arizona	11	5+	1	1	3	1	1	0	1 2.45
at North Carolina	13	3	2	0	4	3	1	0	3 1.85
at Oregon State	11	1	0	0	6	2	1	1	3 0.54
UNLV	11	4	2	0	5	0	0	0	1 2.73
at Fresno State	12	1	2	0	5	3	0	1	2 1.00
at New Mexico	13	3	1	0	4	4	1	0	0 1.62
Hawai'i	12	2	2	1	4	0#	2	1	5 1.50
at Nevada	13	2	0	0	7	3	0	1	2 1.00
Idaho	11	5	0	1	4	0	1	0	4 2.73

at Boise State

Air Force

San José State

**TOTALS 108 26+ 10 3 42 16# 7 4 21 1.72**

\* - less if there is a turnover or end of half; must not have earned a first down or scored points.  
 + - indicates team scored a non-offensive touchdown. & - overtime possession included. # - possession/turnover not included when offense never had ball (turnover on special teams). ^ - PATs/2-pt. not included.

## DRIVE ANALYSIS

Game	SDSU		Opponent	
	TD	FG	TD	FG
Northern Arizona	5+	1	1	0
at North Carolina	3	2	4+	1
at Oregon State	1	0	4	0
UNLV	4	2	2	1
at Fresno State	1	2	3	1
at New Mexico	3	1	2	0
Hawai'i	2	2	1	1
at Nevada	2	0	3	3
Idaho	5	0	3	0

at Boise State

Air Force

San José State

**TOTALS 26+ 10 23+ 7**

+ - indicates team scored a non-offensive touchdown. & - overtime drives included

## GAME-OPENING DRIVE

Game	SDSU			Opponent		
	Pts.	FD	Yds.	Pts.	FD	Yds.
Northern Arizona	0	1	17	0	0	3^
at North Carolina	0	3	37	0	3	54
at Oregon State	7	3	75	0	1	18
UNLV	0	0	(-2)^	3	0	8
at Fresno State	0	0	0^	0	1	12
at New Mexico	3	4	70	0	1	25
Hawai'i	7	4	86	0	0	9^
at Nevada	0	1	15	0	1	20
Idaho	7	3	65	7	6	75

at Boise State

Air Force

San José State

**AVERAGES 2.67 2.11 40.33 1.11 1.44 24.89**

^ - indicates possession ended in a 3-and-out.

## OPPONENT POSSESSIONS

Game	Poss.	TD	FG	MFG	Punt	TO	Clock Downs	3&Out*	PPP^
Northern Arizona	12	1	0	1	7	1	1	1	3 0.50
at North Carolina	12	4+	1	1	5	1	1	0	2 1.75
at Oregon State	10	4	0	0	3	1	1	1	1 2.40
UNLV	12	2	1	1	4	2	2	0	1 1.25
at Fresno State	13	3	1	1	5	2	1	0	4 1.62
at New Mexico	13	2	0	0	8	1	1	1	4 0.92
Hawai'i	12	1	1	1	6	3	0	0	5 0.75
at Nevada	14	3	3	0	5	1	1	0	2 1.93
Idaho	11	3	0	0	3	1	1	3	3 1.64

at Boise State

Air Force

San José State

**TOTALS 109 23+ 7 5 46 13 9 6 25 1.46**

\* - less if there is a turnover or end of half; must not have earned a first down or scored points.  
 + - indicates team scored a non-offensive touchdown. & - overtime possession included. # - possession/turnover not included when offense never had ball (turnover on special teams). ^ - PATs/2-pt. not included.

## OPENING SECOND-HALF DRIVE

Game	SDSU			Opponent		
	Pts.	FD	Yds.	Pts.	FD	Yds.
Northern Arizona	0	2	31	0	0	5^
at North Carolina	7	2	76	0	2	48
at Oregon State	0	1	17	7	4	75
UNLV	0	1	16	0	1	59
at Fresno State	0	1	18	0	0	5^
at New Mexico	7	3	56	0	1	4
Hawai'i	0	0	2^	0	0	9^
at Nevada	0	1	31	3	3	58
Idaho	0	0	1	0	0	3

at Boise State

Air Force

San José State

**AVERAGES 1.56 1.22 27.56 1.11 1.22 29.56**

^ - indicates possession ended in a 3-and-out.

# MISCELLANEOUS STATS, cont.

## SDSU SCORING DRIVES

Opponent	Drive		TOP	Type of	Qtr/Time	Drive	Scoring Play
	Plays	Yds.					
Northern Arizona	9	63	3:55	TD	1st/8:03	SD37	Pumphrey 1-yd run
	7	88	3:19	TD	1st/1:29	SD12	Price 1-yd run
	5	38	1:28	FG	2nd/13:19	SD31	Hageman 48-yd field goal
	9	74	3:36	TD	2nd/0:29	SD25	Craighead 2-yd pass f/Kaehler
	1	1	0:05	TD	3rd/0:45	N01	Pumphrey 1-yd run
	-	-	-	TD	4th/13:41	-	Mills 67-yd punt return
at No. 21 UNC	3	75	1:14	TD	2nd/9:38	SD25	Judge 56-yd pass f/Kaehler
	5	29	1:36	TD	2nd/7:08	NC29	Pumphrey 12-yd run
	7	76	3:15	TD	3rd/9:13	SD24	Pumphrey 3-yd run
	10	43	5:37	FG	4th/13:45	SD25	Hageman 49-yd field goal
	7	52	3:15	FG	4th/10:30	SD25	Hageman 40-yd field goal
at Oregon State	8	75	3:33	TD	1st/11:27	SD25	Pumphrey 2-yd run
UNLV	1	71	11:55	TD	1st/11:55	SD29	Pumphrey 71-yd run
	9	71	14:21	TD	2nd/14:21	SD29	Pumphrey 1-yd run
	4	57	2:39	TD	2nd/3:04	SD43	Pumphrey 3-yd run
	7	85	0:32	TD	2nd/0:11	SD15	Pumphrey 1-yd run
	13	67	7:01	FG	4th/13:37	SD26	Hageman 24-yd field goal
	11	66	5:29	FG	4th/5:18	SD20	Hageman 31-yd field goal
at Fresno State	11	60	4:05	FG	2nd/13:44	SD33	Hageman 24-yd field goal
	4	5	1:22	FG	3rd/8:11	FS24	Hageman 36-yd field goal
	14	79	7:21	TD	4th/10:20	SD21	Roberts 5-yd pass f/Bawden
at New Mexico	14	70	6:24	FG	1st/8:36	SD22	Hageman 25-yd field goal
	1	49	0:10	TD	2nd/11:37	NM49	Pumphrey 49-yd run
	3	51	0:36	TD	3rd/11:23	SD44	Price 27-yd run
	2	93	0:55	TD	3rd/3:59	SD7	Pumphrey 93-yd run
Hawai'i	10	86	5:16	TD	1st/9:44	SD14	Pumphrey 10-yd run
	10	28	4:12	FG	1st/3:08	UH47	Hageman 36-yd field goal
	9	92	4:56	TD	3rd/5:32	SD8	Mills 26-yd pass f/Kaehler
	6	61	3:11	FG	4th/6:33	SD33	Hageman 23-yd field goal
at Nevada	7	55	3:37	TD	1st/2:39	SD45	Price 1-yd run
	7	77	2:12	TD	2nd/1:15	SD23	Hazely 21-yd pass f/Kaehler
Idaho	8	65	3:32	TD	1st/11:28	SD35	Ruffin 24-yd pass f/Kaehler
	10	75	4:33	TD	1st/0:27	SD25	Pumphrey 5-yd run
	3	64	0:51	TD	3rd/8:57	SD36	Judge 58-yd pass f/Kaehler
	9	61	4:28	TD	3rd/3:50	SD39	Price 5-yd run
	11	86	5:24	TD	4th/5:32	SD14	Ruffin 28-yd pass f/Kaehler

## OPPONENT SCORING DRIVES

Opponent	Drive		TOP	Type of	Qtr/Time	Drive	Scoring Play
	Plays	Yds.					
Northern Arizona	9	74	3:36	TD	3rd/6:36	N26	Jahn 1-yd run
		-	-	TD	2nd/10:52	-	Walker 100-yd interception return
	14	65	4:26	TD	3rd/4:40	NC35	Davis 11-yd pass f/Williams
	1	91	0:11	TD	4th/13:45	NC09	Hollins 91-yd pass f/Williams
at No. 21 UNC	8	80	2:24	TD	4th/8:01	NC20	Hood 2-yd run
	4	8	1:44	FG	4th/4:00	SD14	Weiler 23-yd field goal
	12	70	6:27	TD	1st/0:05	OS30	Ward 12-yd run
	8	88	4:09	TD	2nd/0:27	OS12	Ward 2-yd run
at Oregon State	11	75	5:02	TD	3rd/9:58	OS25	Woods 5-yd run
	11	75	5:44	TD	3rd/1:16	OS25	Woods 2-yd run
	4	8	1:15	FG	1st/12:10	SD13	Leiva 22-yd field goal
	7	88	2:32	TD	1st/4:17	LV12	Boyd 44-yd pass f/Decker
UNLV	7	80	2:50	TD	4th/10:47	LV20	Becker 2-yd run
	8	43	3:03	FG	1st/8:18	FS37	Kroening 37-yd field goal
	10	67	4:31	TD	1st/2:56	FS33	Connette 1-yd run
at Fresno State	11	81	5:15	TD	3rd/2:49	FS19	Quezada 2-yd run
	3	7	0:48	TD	4th/3:26	SD7	Waller 5-yd run
	5	75	1:17	TD	2nd/10:20	NM25	Wiggins 45-yd pass f/Jordan
at New Mexico	13	75	6:24	TD	3rd/4:59	NM25	Gipson 1-yd run
	8	66	1:00	TD	2nd/0:05	UH34	Kemp 39-yd pass f/Woolsey
Hawai'i	16	70	5:18	FG	3rd/0:14	UH22	Hadden 25-yd field goal
	7	20	2:09	FG	1st/0:22	SD39	Zuzo 39-yd field goal
	2	20	0:44	TD	2nd/14:06	SD20	Turner 20-yd pass f/Fajardo
at Nevada	13	58	5:28	FG	3rd/9:32	NV35	Zuzo 25-yd field goal
	9	45	5:00	FG	4th/11:42	NV49	Zuzo 24-yd field goal
	5	65	2:36	TD	4th/7:06	NV35	Butler 43-yd run
	6	65	2:26	TD	4th/1:40	NV35	Jackson 1-yd run
	14	75	6:28	TD	1st/5:00	ID25	Penny 2-yd run
Idaho	13	77	4:42	TD	2nd/10:45	ID23	Chalich 13-yd run
	5	77	2:15	TD	3rd/1:35	ID23	McCain 51-yd pass f/Chalich

# MISCELLANEOUS STATS, cont.

## RESULT OF SAN DIEGO STATE TURNOVERS

Opponent	Qtr.	Turnover (Player)	Defender	Led To	Pts.
Northern Arizona	3	Interception (Kaehler)	Horn (INT)	Touchdown	7
at No. 21 UNC	2	Interception (Kaehler)	Walker (INT)	Touchdown	7
	4	Interception (Kaehler)	Walker (INT)	Field Goal	3
	4	Interception (Kaehler)	Scott (INT)	End of Game	0
at Oregon State	1	Interception (Kaehler)	Nelson (INT)	Touchdown	7
	4	Interception (Kaehler)	Doctor (INT)	End of Game	0
UNLV		none			
at Fresno State	1	Fumble (Bawden)	Wilson (FF), Smith (FR)	Touchdown	7
	4	Interception (Bawden)	Lewis (INT)	Punt	0
	4	Interception (Bawden)	Ellis (INT)	Touchdown	7
at New Mexico	4	Interception (Favreau)	C. Jones (INT)	Punt	0
	4	Fumble (Pumphrey)	Byrd (FF), Cox (FR)	Punt	0
	4	Interception (Kaehler)	Duncan (INT)	Interception	0
	4	Fumble (Price)	Byrd (FF), Duncan (FR)	Punt	0
Hawai'i	2	Fumble (Vaughn, Jr.)	Pedroza (FR)	Missed Field Goal	0
at Nevada	1	Fumble (Pumphrey)	Workman (FF), Lyons (FR)	Punt	0
	2	Interception (Kaehler)	McNeal (INT)	Touchdown	7
	3	Fumble (Pumphrey)	McNeal (FF), Haikins (FR)	Punt	0

## RESULT OF OPPONENT TURNOVERS

Opponent	Qtr.	Turnover (Player)	Defender	Led To	Pts.
Northern Arizona	3	Interception (Poe)	Munson (INT)	Touchdown	7
at No. 21 UNC	2	Interception (Williams)	Sanchez (INT)	Touchdown	7
at Oregon State	1	Fumble (Bolden)	Romain (FR)	Interception	0
	4	Interception (Mannion)	M. Smith (INT)	Interception	0
UNLV	2	Interception (Becker)	Vaughn, Jr. (INT)	Punt	0
	3	Munson (Becker)	Munson (INT)	Punt	0
at Fresno State	1	Interception (Burrell)	Whittaker (INT)	Punt	0
	3	Fumble (Burrell)	Munson (FF), Lomax (FR)	Field Goal	3
at New Mexico	4	Interception (Jordan)	Gavert (INT)	Fumble	0
Hawai'i	4	Interception (Woolsey)	Kazee (INT)	Field Goal	3
	4	Interception (Woolsey)	M. Smith (INT)	Downs	0
	4	Fumble (Pedroza)	M. Smith (FR)	End of Game	0
at Nevada	3	Interception (Fajardo)	Onuoha (INT)	Punt	0
Idaho	4	Fumble (Brown)	Barrett (FF), Gavert (FR)	Touchdown	7

San Diego State's 17 turnovers resulted in 45 opponent points

Opponents' 14 turnovers resulted in 27 San Diego State points

## FIRST DOWNS EARNED

Name	Pass	Receive	Rush	Total
Quinn Kaehler	65	0	1	66
Donnel Pumphrey	0	6	44	50
Chase Price	0	5	22	27
Lloyd Mills	0	13	3	16
Nick Bawden	8	0	4	12
Dakota Gordon	0	4	8	12
Eric Judge	0	11	0	11
Ezell Ruffin	0	9	0	9
Adam Roberts	0	7	1	8
Larry Clark	0	7	0	7
Jemond Hazely	0	5	0	5
Marcus Stamps	0	0	3	3
Paul Pitts	0	2	0	2
Daniel Brunskill	0	1	0	1
Robert Craighead	0	1	0	1
Chase Favreau	0	1	0	1
Mikah Holder	0	1	0	1
Rashaad Penny	0	0	1	1
<b>TOTALS</b>	<b>73</b>	<b>73</b>	<b>87</b>	<b>160</b>

## TURNOVER ANALYSIS

	TO	Opp. Pts.	TD/FG	Pts./TO
San Diego State	17	45	6/1	2.65
Opponents	14	27	3/2	1.93

## TURNOVERS LOST

Name	TO's Lost	Fum.	Int.	Points	PPT
Quinn Kaehler	8	0	8	31	3.88
Nick Bawden	3	1	2	14	4.67
Donnel Pumphrey	3	3	0	0	0.00
Chase Favreau	1	0	1	0	0.00
Chase Price	1	1	0	0	0.00
Billy Vaughn, Jr.	1	1	0	0	0.00
<b>TOTALS</b>	<b>17</b>	<b>6</b>	<b>11</b>	<b>45</b>	<b>2.65</b>

TO's Lost - turnovers lost, Fum. - fumbles lost, Int. - interceptions thrown, Points - points scored by the opponent after a turnover, PPT - points per turnover scored by the opponent

## TURNOVERS GAINED

Name	#TAPO	FF	FR	Int.	Points	^PPT
Jon Sanchez	1	0	0	1	7.00	7.00
Alex Barrett	1	1	0	0	3.50	3.50
Damontae Kazee	1	0	0	1	3.00	3.00
Calvin Munson	3	1	0	2	8.50	2.83
Josh Gavert	2	0	1	1	3.50	1.75
Trey Lomax	1	0	1	0	1.50	1.50
Malik Smith	3	0	1	2	0.00	0.00
Dontrell Onuoha	1	0	0	1	0.00	0.00
Pierre Romain	1	0	1	0	0.00	0.00
Billy Vaughn, Jr.	1	0	0	1	0.00	0.00
J.J. Whittaker	1	0	0	1	0.00	0.00
<b>TOTALS</b>	<b>*14</b>	<b>2</b>	<b>4</b>	<b>10</b>	<b>27.00</b>	<b>1.93</b>

#TAPO- turnovers a part of (FF, FR or INT), FF - forced fumbles, FR - fumbles recovered, Int. - interceptions, Points - points scored off an opponent's turnover (note that fumbles forced and fumbles recovered are each awarded half the points for SDSU's score; ex. a touchdown and PAT after a fumble gives each player 3.50 points), ^PPT - points per turnover scored by SDSU, \* - Total turnovers equals FR and INT's.

# MISCELLANEOUS STATS, cont.

## SAN DIEGO STATE BIG PLAYS (20+ YARDS) (36 overall)

Game	Player	Type	Down & Dis.	Yards
N. Arizona - 4	Lloyd Mills	Run	1-10	33
	Donnel Pumphrey	Run	1-10	33
	Donnel Pumphrey f/Kaehler	Pass	2-1	31
	Chase Price	Run	1-10	21
at No. 21 UNC - 7	Ezell Ruffin f/Kaehler	Pass	3-15	59
	Eric Judge f/Kaehler	Pass	1-10	56
	Eric Judge f/Kaehler	Pass	2-12	33
	Chase Price	Run	1-10	29
	Robert Craighead f/Kaehler	Pass	2-10	27
	Dakota Gordon f/Kaehler	Pass	1-10	24
	Donnel Pumphrey	Run	3-10	20
at Oregon State - 2	Lloyd Mills	Run	1-5	36
	Jemond Hazely f/Kaehler	Pass	1-10	28
UNLV - 5	Donnel Pumphrey	Run	1-10	71
	Lloyd Mills f/Kaehler	Pass	2-10	45
	Lloyd Mills	Run	1-10	36
	Larry Clark f/Kaehler	Pass	1-10	29
	Larry Clark f/Kaehler	Pass	1-10	24
at Fresno State - 1	Dakota Gordon	Run	1-10	21
at New Mexico - 5	Donnel Pumphrey	Run	2-10	93
	Donnel Pumphrey	Run	1-10	49
	Eric Judge f/Bawden	Pass	3-15	43
	Donnel Pumphrey	Run	1-10	31
	Chase Price	Run	2-10	27
Hawaii - 5	Donnel Pumphrey	Run	2-5	47
	Chase Favreau f/Kaehler	Pass	3-4	42
	Marcus Stamps	Run	3-3	34
	Larry Clark f/Kaehler	Pass	2-8	32
	Lloyd Mills f/Kaehler	Pass	3-5	26
at Nevada - 3	Lloyd Mills f/Kaehler	Pass	3-7	23
	Jemond Hazely f/Kaehler	Pass	1-10	21
	Rashaad Penny	Rush	1-10	21
	Eric Judge f/Kaehler	Pass	3-4	58
Idaho - 4	Donnel Pumphrey	Rush	2-7	39
	Ezell Ruffin f/Kaehler	Pass	3-6	28
	Ezell Ruffin f/Kaehler	Pass	3-8	24

## OPPONENT BIG PLAYS (20+ YARDS) (31 overall)

Game	Player	Type	Down & Dis.	Yards
N. Arizona - 3	Alex Holmes f/Poe	Pass	2-15	50
	Alex Holmes f/Poe	Pass	1-5	37
	Corbin Jountti	Run	1-10	21
at No. 21 UNC - 2	Mack Hollins f/Williams	Pass	1-10	91
	Ryan Switzer f/Williams	Pass	1-10	24
at Oregon State - 4	Rahmel Dockery f/Mannion	Pass	1-15	49
	Hunter Jarmon f/Mannion	Pass	2-27	32
	Hunter Jaron f/Mannion	Pass	3-8	27
	Richard Mullaney f/Mannion	Pass	2-11	21
	Devonte Boyd f/Decker	Pass	1-10	44
UNLV - 7	Kendall Keys f/Decker	Pass	4-10	38
	Marcus Sullivan f/Decker	Pass	1-10	34
	Marcus Sullivan f/Decker	Pass	2-13	34
	Maika Mataele f/Decker	Pass	1-10	24
	Devonte Boyd f/Decker	Pass	1-10	24
	Taylor Barnhill f/Decker	Pass	3-8	23
	Josh Harper f/Burrell	Pass	3-12	49
at Fresno State - 3	Brandon Connette	Run	2-9	34
	Da'Mari Scott f/Burrell	Pass	3-10	32
	Carlos Wiggins f/Jordan	Pass	2-7	45
at New Mexico - 3	David Anaya	Run	2-14	31
	Lamar Jordan	Run	3-10	27
	Marcus Kemp f/Woolsey	Pass	3-15	39
Hawai'i - 2	Quinto Pedroza f/Woolsey	Pass	1-10	25
	Don Jackson	Rush	1-15	47
at Nevada - 4	James Butler	Rush	2-3	43
	Richy Turner f/Fajardo	Pass	2-10	20
	Don Jackson	Rush	1-10	20
	Joshua McCain f/Chalich	Pass	1-10	51
Idaho - 3	Richard Montgomery f/Chalich	Pass	1-10	22
	Chad Chalich	Rush	2-11	20

Red indicates TD scored on play

## SAN DIEGO STATE BIG PLAYS (20+ YARDS)

Name	Total	Rushing	Receiving	20-29	30-39	40-49	50-59	60-69	70-79	80-89	90-99
Donnel Pumphrey	9	8	1	1	4	2	0	0	1	0	1
Lloyd Mills	6	3	3	2	3	1	0	0	0	0	0
Eric Judge	4	0	4	0	1	1	2	0	0	0	0
Chase Price	3	3	0	3	0	0	0	0	0	0	0
Larry Clark	3	0	3	2	1	0	0	0	0	0	0
Ezell Ruffin	3	0	3	2	0	0	1	0	0	0	0
Dakota Gordon	2	1	1	2	0	0	0	0	0	0	0
Jemond Hazely	2	0	2	2	0	0	0	0	0	0	0
Robert Craighead	1	0	1	1	0	0	0	0	0	0	0
Chase Favreau	1	0	1	0	0	1	0	0	0	0	0
Rashaad Penny	1	1	0	1	0	0	0	0	0	0	0
Marcus Stamps	1	1	0	0	1	0	0	0	0	0	0
<b>TOTALS</b>	<b>36</b>	<b>17</b>	<b>19</b>	<b>16</b>	<b>10</b>	<b>5</b>	<b>3</b>	<b>0</b>	<b>1</b>	<b>0</b>	<b>1</b>
<b>OPPONENTS</b>	<b>31</b>	<b>7</b>	<b>24</b>	<b>13</b>	<b>9</b>	<b>6</b>	<b>2</b>	<b>0</b>	<b>0</b>	<b>0</b>	<b>1</b>

# MISCELLANEOUS STATS, cont.

## SEASON HIGHS

### POINTS SCORED

24, Donnel Pumphrey vs. UNLV (Sept. 27)  
 12, Ezell Ruffin vs. Idaho (Nov. 8)  
 12, Donnel Pumphrey, 3 times

### TOUCHDOWNS SCORED

4, Donnel Pumphrey vs. UNLV (Sept. 27)  
 2, Ezell Ruffin vs. Idaho (Nov. 8)  
 2, Donnel Pumphrey, 3 times

### MOST RUSHING ATTEMPTS

26, Donnel Pumphrey vs. Idaho (Nov. 8)  
 25, Donnel Pumphrey vs. Hawai'i (Oct. 18)  
 24, Donnel Pumphrey at Fresno State (Oct. 3)

### MOST RUSHING YARDS

246, Donnel Pumphrey at New Mexico (Oct. 10)  
 182, Donnel Pumphrey vs. Hawai'i (Oct. 18)  
 167, Donnel Pumphrey vs. UNLV (Sept. 27)

### MOST RUSHING TOUCHDOWNS

4, Donnel Pumphrey vs. UNLV (Sept. 27)  
 2, Donnel Pumphrey at New Mexico (Oct. 10)  
 2, Donnel Pumphrey at No. 21 North Carolina (Sept. 6)  
 2, Donnel Pumphrey vs. Northern Arizona (Aug. 30)

### LONGEST RUSH

93t, Donnel Pumphrey at New Mexico (Oct. 10)  
 71t, Donnel Pumphrey vs. UNLV (Sept. 27)  
 49t, Donnel Pumphrey at New Mexico (Oct. 10)

### MOST PASSING ATTEMPTS

39, Quinn Kaehler at No. 21 North Carolina (Sept. 6)  
 36, Quinn Kaehler at Nevada (Nov. 1)  
 29, Quinn Kaehler vs. Northern Arizona (Aug. 30)

### MOST PASSING COMPLETIONS

23, Quinn Kaehler at No. 21 North Carolina (Sept. 6)  
 21, Quinn Kaehler at Nevada (Nov. 1)  
 18, Quinn Kaehler vs. Northern Arizona (Aug. 30)

### MOST PASSING YARDS

341, Quinn Kaehler at No. 21 North Carolina (Sept. 6)  
 249, Quinn Kaehler vs. Idaho (Nov. 8)  
 209, Quinn Kaehler vs. UNLV (Sept. 27)

### MOST PASSING TOUCHDOWNS

3, Quinn Kaehler vs. Idaho (Nov. 8)  
 1, Five times, most recent Quinn Kaehler at Nevada (Nov. 1)

### LONGEST PASS

59, Quinn Kaehler at No. 21 North Carolina (Sept. 6)  
 58t, Quinn Kaehler vs. Idaho (Nov. 8)  
 56t, Quinn Kaehler at No. 21 North Carolina (Sept. 6)

### MOST RECEPTIONS

5, Donnel Pumphrey at No. 21 North Carolina (Sept. 6)  
 5, Eric Judge vs. Northern Arizona (Aug. 30)  
 4, 6 times

### MOST RECEIVING YARDS

107, Eric Judge vs. Idaho (Nov. 8)  
 94, Eric Judge at No. 21 North Carolina (Sept. 6)  
 86, Ezell Ruffin vs. Idaho (Nov. 8)

### MOST RECEIVING TOUCHDOWNS

2, Ezell Ruffin vs. Idaho (Nov. 8)  
 1, Six times, most recent Eric Judge vs. Idaho (Nov. 8)

### LONGEST RECEPTION

59, Ezell Ruffin at No. 21 North Carolina (Sept. 6)  
 58t, Eric Judge vs. Idaho (Nov. 8)  
 56t, Eric Judge at No. 21 North Carolina (Sept. 6)

### MOST FIELD GOALS

2, Donny Hageman, 4 times

### LONGEST FIELD GOAL

49, Donny Hageman at No. 21 North Carolina (Sept. 6)  
 48, Donny Hageman vs. Northern Arizona (Aug. 30)  
 40, Donny Hageman at No. 21 North Carolina (Sept. 6)

### MOST PUNTS

6, Joel Alesi at Nevada (Nov. 1)  
 6, Joel Alesi at Oregon State (Sept. 20)  
 5, Joel Alesi at Fresno State (Oct. 3)  
 5, Joel Alesi vs. UNLV (Sept. 27)

### HIGHEST PUNTING AVERAGE

43.3, Joel Alesi at No. 21 North Carolina (Sept. 6)  
 43.2, Joel Alesi at Fresno State (Oct. 3)  
 42.2, Joel Alesi at New Mexico (Oct. 10)

### LONGEST PUNT

50, Joel Alesi at No. 21 North Carolina (Sept. 6)  
 49, Joel Alesi at Nevada (Nov. 1)  
 49, Joel Alesi at Fresno State (Oct. 3)

### LONGEST PUNT RETURN

67t, Lloyd Mills vs. Northern Arizona (Aug. 30)  
 53, Lloyd Mills at Nevada (Nov. 1)  
 15, Lloyd Mills vs. Oregon State (Sept. 20)

### MOST PUNT RETURN YARDS

85, Lloyd Mills vs. Northern Arizona (Aug. 30)  
 55, Lloyd Mills at Nevada (Nov. 1)  
 22, Lloyd Mills at Oregon State (Sept. 20)

### LONGEST KICKOFF RETURN

56, Kameron Kelly at Fresno State (Oct. 3)  
 45, Rashaad Penny at Nevada (Nov. 1)  
 41, Rashaad Penny vs. Idaho (Nov. 8)

### MOST KICKOFF RETURN YARDS

110, Rashaad Penny at Nevada (Nov. 1)  
 67, Rashaad Penny at Fresno State (Oct. 3)  
 56, Kameron Kelly at Fresno State (Oct. 3)

### MOST ALL-PURPOSE YARDS

253, Donnel Pumphrey at New Mexico (Oct. 10)  
 178, Donnel Pumphrey vs. Hawai'i (Oct. 18)  
 164, Donnel Pumphrey vs. UNLV (Sept. 27)

### MOST TACKLES

12, Calvin Munson at Fresno State (Oct. 3)  
 11, Josh Gavert at New Mexico (Oct. 10)  
 11, Josh Gavert vs. UNLV (Sept. 27)  
 11, J.J. Whittaker at Oregon State (Sept. 20)  
 11, Trey Lomax at Oregon State (Sept. 20)

### MOST SACKS

2.0, Alex Barrett vs. UNLV (Sept. 27)  
 1.0, 18 times

### MOST TACKLES FOR LOSS

3.0, Calvin Munson at Fresno State (Oct. 3)  
 2.5, Alex Barrett vs. Northern Arizona (Aug. 30)  
 2.0, Five times

### MOST INTERCEPTIONS

1, 10 times, most recently Dontrell Onuoha at Nevada (Nov. 1)

## THIRD DOWN EFFICIENCY ANALYSIS

Name	Total	Pct.	1	2	3	4	5	6-10	11+	Longest Converted
SAN DIEGO STATE	53-119	44.54	8-11	6-7	8-15	6-11	4-9	17-49	4-17	3rd & 15 at No. 21 UNC & at New Mexico
OPPONENTS	51-129	39.53	11-17	3-6	3-7	6-9	8-18	16-53	4-19	3rd & 16 at Fresno State

## GOAL TO GO

Name	No.	Score	TD	FG	MFG	Downs	TOs	Half	Game	Points <sup>^</sup>	PPP
SAN DIEGO STATE	16	15	13	2	0	0	1	0	0	84	5.25
OPPONENTS	13	13	12	1	0	0	0	0	0	75	5.77

<sup>^</sup> - Does not include PAT; PPP - Points per possession

## PUNT ANALYSIS

Name	Punts	Yards	Avg.	Returns	Yards	Avg.	Net Pct. Not			Opp. Territory			Adj. 50 & Out		
							Average	Returned	In 20	In 10	In 5	No.	Yds.	No.	Avg.
Joel Alesi	41	1,544	37.81	13	77	5.92	35.29	68.29	17	6	3	9	286	32	39.31
Seamus McMorrow	1	13	13.00	0	0	0.00	13.00	100.0	0	0	0	0	0	1	13.00
<b>TOTALS</b>	<b>42</b>	<b>1,557</b>	<b>37.07</b>	<b>13</b>	<b>77</b>	<b>5.92</b>	<b>34.76</b>	<b>69.05</b>	<b>17</b>	<b>6</b>	<b>3</b>	<b>9</b>	<b>286</b>	<b>33</b>	<b>38.52</b>
<b>OPPONENTS</b>	<b>46</b>	<b>1,957</b>	<b>42.54</b>	<b>18</b>	<b>181</b>	<b>10.06</b>	<b>38.17</b>	<b>60.87</b>	<b>14</b>	<b>2</b>	<b>0</b>	<b>5</b>	<b>153</b>	<b>41</b>	<b>44.00</b>

Returns - times the opponent returned a punt, Yards - yards for the returned punts, Avg. - yards per returned punt, Pct. Not Returned - percent of the punts that were not returned, In 20 - inside 20, In 10 - inside 10, In 5 - inside 5, Opp. Territory - number and yards of punts inside opponents' territory, Adj. 50 & Out - punt average excluding punts inside opponents' territory.

# LAST TIME IT HAPPENED

## TEAM

Scored, 60 or More Points  
Scored, 50 or More Points  
Scored, 40 or More Points

Total Offense, 600 Yards or More  
Total Offense, 500 Yards or More  
Total Offense, 400 Yards or More

Total Offense, 85 or More Plays  
Total Offense, 75 or More Plays

30 or More First Downs  
25 or More First Downs

Two-Point Conversion

Rushing, 400 Yards or More  
Rushing, 300 Yards or More  
Rushing, 70 or More Attempts  
Rushing, 60 or More Attempts  
Rushing, 50 or More Attempts  
Rushing, 7 or More Touchdowns  
Rushing, 6 or More Touchdowns  
Rushing, 5 or More Touchdowns  
Rushing, 4 or More Touchdowns

Passing, 500 Yards or More  
Passing, 400 Yards or More  
Passing, 300 Yards or More  
Passing, 50 or More Attempts  
Passing, 40 or More Attempts  
Passing, 30 or More Attempts  
Passing, 30 or More Completions  
Passing, 25 or More Completions  
Passing, 20 or More Completions  
Passing, 6 or More Touchdowns  
Passing, 5 or More Touchdowns

Shut Out  
Shut Out Through 3 Quarters  
Shut Out Through Halftime  
Shut Out Through 1 Quarter

Recorded a Safety  
Allowed No Offensive Touchdowns

Allowed 200 Yards or Less Total Offense  
Allowed 100 Yards or Less Total Offense

Allowed 50 Yards or Less Rushing  
Allowed 100 Yards or Less Rushing  
Allowed 100 Yards or Less Passing

Allowed 10 First Downs or Fewer

## San Diego State

Nov. 3, 1990 vs. Utah (66)  
Oct. 4, 2013 vs. Nevada\* (51)  
Dec. 21, 2013 vs. Buffalo (49)

Sept. 27, 2008 vs. Idaho (603)  
Sept. 8, 2014 at No. 21 North Carolina (509)  
Nov. 8, 2014 vs. Idaho (405)

Oct. 26, 2013 vs. No. 15 Fresno State\* (87)  
Nov. 30, 2013 at UNLV\* (75)

Nov. 27, 2010 vs. UNLV\* (30)  
Sept. 27, 2014 vs. UNLV\* (25)

Nov. 9, 2013 at San José State\*

Nov. 24, 2012 at Wyoming\* (400)  
Oct. 10, 2014 at New Mexico\* (397)  
Nov. 17, 1979 vs. Texas-El Paso (71)  
Nov. 15, 1980 at Texas-El Paso (67)  
Oct. 27, 2012 vs. UNLV\* (54)  
Sept. 14, 1991 vs. Pacific (7)  
Oct. 5, 1991 at Hawai'i (6)  
Dec. 21, 2013 vs. Buffalo (5)  
Sept. 27, 2014 vs. UNLV\* (4)

Nov. 20, 2010 vs. No. 25 Utah\* (528)  
Dec. 17, 2011 vs. La.-Lafayette (413)  
Sept. 6, 2014 at No. 21 North Carolina (341)  
Aug. 31, 2013 vs. Eastern Illinois (64)  
Nov. 30, 2013 at UNLV\* (46)  
Nov. 1, 2014 at Nevada\* (36)  
Nov. 19, 2011 vs. No. 10 Boise State\* (30)  
Aug. 31, 2013 vs. Eastern Illinois (27)  
Nov. 1, 2014 at Nevada\* (21)  
Oct. 24, 2009 at Colorado State\* (6)  
Oct. 24, 2009 at Colorado State\* (6)

Sept. 4, 2010 vs. Nicholls State (W, 47-0)  
Sept. 4, 2010 vs. Nicholls State (W, 47-0)  
Aug. 30, 2014 vs. Northern Arizona (W, 38-7)  
Oct. 18, 2014 vs. Hawai'i\* (W, 20-10)

Oct. 4, 2013 vs. Nevada\* (W, 51-44 (ot))  
Sept. 4, 2010 vs. Nicholls State (W, 47-0)

Oct. 6, 2012 vs. Hawai'i\* (173)  
Sept. 19, 1970 at North Texas State (59)

Oct. 26, 2013 vs. No. 15 Fresno State\* (43)  
Oct. 18, 2014 vs. Hawai'i\* (90)  
Nov. 10, 2012 vs. Air Force\* (73)

Nov. 5, 2011 vs. New Mexico\* (8)

## Opponent

Nov. 15, 2008 vs. No. 7 Utah\* (63)  
Sept. 29, 2012 at Fresno State\* (52)  
Nov. 30, 2013 at UNLV\* (45)

Sept. 29, 2012 at Fresno State\* (655)  
Oct. 4, 2013 vs. Nevada\* (570)  
Sept. 27, 2014 vs. UNLV\* (455)

Oct. 4, 2013 vs. Nevada\* (109)  
Nov. 8, 2014 vs. Idaho (82)

Oct. 4, 2013 vs. Nevada\* (33)  
Nov. 8, 2014 vs. Idaho (26)

Nov. 12, 2011 at Colorado State\*

Sept. 10, 2011 vs. Army (403)  
Nov. 10, 2012 vs. Air Force\* (320)  
Sept. 10, 2011 vs. Army (77)  
Nov. 10, 2012 vs. Air Force\* (68)  
Oct. 4, 2013 vs. Nevada\* (58)

Sept. 29, 2012 at Fresno State\* (536)  
Sept. 29, 2012 at Fresno State\* (536)  
Sept. 27, 2014 vs. UNLV\* (346)  
Oct. 26, 2013 vs. No. 15 Fresno State\* (57)  
Nov. 9, 2013 at San José State\* (48)  
Nov. 8, 2014 vs. Idaho (33)  
Oct. 26, 2013 vs. No. 15 Fresno State\* (35)  
Nov. 9, 2013 at San José State\* (25)  
Sept. 6, 2014 at No. 21 North Carolina (21)  
Nov. 30, 2013 at UNLV\* (5)

Nov. 18, 2006 at TCU\* (L, 0-52)  
Nov. 21, 2009 at No. 23 Utah\* (L, 7-38)  
Sept. 7, 2013 at No. 3 Ohio State (L, 7-42)  
Oct. 3, 2014 at Fresno State\* (L, 13-24)

Aug. 30, 2008 vs. Cal Poly (L, 27-29)  
Dec. 20, 2012 vs. Brigham Young (L, 6-23)

Oct. 11, 2008 vs. Air Force\* (165)  
Oct. 4, 2008 at TCU\* (85)

Nov. 13, 2010 at No. 3 TCU\* (38)  
Nov. 30, 2013 at UNLV\* (88)  
Oct. 3, 2014 at Fresno State\* (84)

Nov. 13, 2010 at No. 3/3 TCU\* (7)

# LAST TIME IT HAPPENED, cont.

<u>TEAM</u>	<u>San Diego State</u>	<u>Opponent</u>
Did Not Commit a Turnover	Nov. 8, 2014 vs. Idaho (0)	Nov. 30, 2013 at UNLV* (0)
Recorded 6 or More Turnovers	Sept. 13, 2003 at Texas-El Paso (6)	
Recorded 5 or More Turnovers	Aug. 31, 2013 vs. Eastern Illinois (5)	
Intercepted 5 or More Passes	Nov. 17, 2001 vs. Wyoming (6)	
Intercepted 4 or More Passes	Aug. 31, 2006 vs. Texas-El Paso (4)	
Intercepted 3 or More Passes	Dec. 20, 2012 vs. Brigham Young (3)	Sept. 6, 2014 at No. 21 North Carolina (3)
Recovered 4 Fumbles	Sept. 27, 2003 at UCLA (4)	Nov. 16, 2013 at Hawai'i* (4)
Recovered 3 Fumbles	Oct. 6, 2012 vs. Hawai'i* (3)	Nov. 16, 2013 at Hawai'i* (4)
Scored a Defensive Touchdown	Nov. 23, 2013 vs. Boise State* (interception return)	Sept. 6, 2014 at No. 21 North Carolina (interception return)
Recorded 10 or More Tackles For Loss	Sept. 1, 2012 at Washington (10)	
Recorded 5 or More Sacks	Sept. 27, 2014 vs. UNLV* (6)	Sept. 29, 2012 at Fresno State* (5)
No Penalties	Oct. 13, 2012 vs. Colorado State*	
Time of Possession, 35 plus minutes	Oct. 18, 2014 vs. Hawai'i* (36:07)	Sept. 20, 2014 at Oregon State (35:27)

## INDIVIDUAL

### RUSHING

Rushing, 300 Yards or More	300, by Marshall Faulk vs. Hawai'i, W - 52-28, Nov. 14, 1992
Rushing, 200 Yards or More	246, by Donnel Pumphrey at New Mexico*, W - 24-14, Oct. 10, 2014
Rushing, 150 Yards or More	182, by Donnel Pumphrey vs. Hawai'i*, W - 20-10, Oct. 18, 2014
Rushing, 100 Yards or More	142, by Donnel Pumphrey vs. Idaho, W - 35-21, Nov. 8, 2014
Had two 100-yard rushers	246, by Donnel Pumphrey and 141, by Chase Price at New Mexico*, W - 24-14, Oct. 10, 2014
Rushing, 40 Times or More	40, by Lynell Hamilton vs. Wyoming*, W - 25-20, Oct. 25, 2003
Rushing, 35 Times or More	40, by Lynell Hamilton vs. Wyoming*, W - 25-20, Oct. 25, 2003
Rushing, 30 Times or More	32, by Ronnie Hillman at UNLV*, W - 31-14, Nov. 26, 2011
Rushing, 25 Times Or More	26, by Donnel Pumphrey vs. Idaho, W - 35-21, Nov. 8, 2014
Rushing, 4 Touchdowns or More	4, by Donnel Pumphrey vs. UNLV*, W - 34-17, Sept. 27, 2014
Rushing, 3 Touchdowns or More	4, by Donnel Pumphrey vs. UNLV*, W - 34-17, Sept. 27, 2014
Rushing, 2 Touchdowns or More	2, by Donnel Pumphrey at New Mexico*, W - 24-14, Oct. 10, 2014
Had a run of 80 yards or more	93, by Donnel Pumphrey at New Mexico*, W - 24-14, Oct. 10, 2014
Had a run of 70 yards or more	93, by Donnel Pumphrey at New Mexico*, W - 24-14, Oct. 10, 2014
Had a run of 60 yards or more	93, by Donnel Pumphrey at New Mexico*, W - 24-14, Oct. 10, 2014
Had a run of 50 yards or more	93, by Donnel Pumphrey at New Mexico*, W - 24-14, Oct. 10, 2014

Passing, 500 Yards or More	528, by Ryan Lindley vs. No. 25 Utah*, L - 34-38, Nov. 20, 2010
Passing, 400 Yards or More	413, by Ryan Lindley vs. Louisiana-Lafayette, L - 30-32, Dec. 17, 2011
Passing, 300 Yards or More	341, by Quinn Kaehler at No. 21 North Carolina, L - 27-31, Sept. 6, 2014
Attempted 50 or more passes	63, by Adam Dingwell vs. Eastern Illinois, L - 19-40, Aug. 31, 2013
Attempted 40 or more passes	46, by Quinn Kaehler at UNLV*, L - 19-45, Nov. 30, 2013
Attempted 30 or more passes	39, by Quinn Kaehler at No. 21 North Carolina, L - 27-31, Sept. 6, 2014
Completed 40 or more passes	40, by Todd Santos vs. Stanford, L - 40-44, Oct. 17, 1987
Completed 35 or more passes	36, by Ryan Lindley vs. No. 25 Utah*, L - 34-38, Nov. 20, 2010
Completed 30 or more passes	30, by Ryan Lindley vs. No. 10 Boise State*, L - 35-52, Nov. 19, 2011
Threw six touchdown passes	6, by Ryan Lindley at Colorado State*, W - 42-28, Oct. 24, 2009
Threw five touchdown passes	6, by Ryan Lindley at Colorado State*, W - 42-28, Oct. 24, 2009
Threw four touchdown passes	4, by Ryan Lindley vs. Cal Poly, W - 49-21, Sept. 3, 2011
Threw three touchdown passes	3, by Quinn Kaehler vs. Idaho, W - 35-21, Nov. 8, 2014
Completed a pass of 80 yards or more	80, by Quinn Kaehler to Colin Lockett vs. Oregon State, L - 30-34, Sept. 21, 2013
Completed a pass of 70 yards or more	75, by Quinn Kaehler to Ezell Ruffin vs. New Mexico*, W - 35-30, Nov. 2, 2013
Completed a pass of 60 yards or more	75, by Quinn Kaehler to Ezell Ruffin vs. New Mexico*, W - 35-30, Nov. 2, 2013
Completed a pass of 50 yards or more	58, by Quinn Kaehler to Eric Judge vs. Idaho, W - 35-21, Nov. 8, 2014

# LAST TIME IT HAPPENED, cont.

## INDIVIDUAL

### RECEIVING

Caught 15 or more passes	15, by DeMarco Sampson at Colorado State*, W - 42-28, Oct. 24, 2009
Caught 10 or more passes	10, by Ezell Ruffin vs. No. 15 Fresno State*, L - 28-35 (ot), Oct. 26, 2013
Had 200 or more yards receiving	257, by DeMarco Sampson at Colorado State*, W - 42-28, Oct. 24, 2009
Had 150 or more yards receiving	165, by Ezell Ruffin vs. New Mexico*, W - 35-30, Nov. 2, 2013
Had 100 or more yards receiving	107, by Eric Judge vs. Idaho, W - 35-21, Nov. 8, 2014
Had two 100-yard receivers	125, by Gavin Escobar and 102, by Colin Lockett vs. Fresno State, W - 35-28, Dec. 3, 2011
Caught three or more TDs	3, by Colin Lockett vs. Louisiana-Lafayette, L - 30-32, Dec. 17, 2011
Caught two or more TDs	2, by Ezell Ruffin vs. Idaho, W - 35-21, Nov. 8, 2014

### TOTAL OFFENSE

Had 500 or more yards total offense	518, by Ryan Lindley vs. No. 25 Utah, L - 34-38, Nov. 20, 2010
Had 400 or more yards total offense	419, by Ryan Lindley vs. Louisiana-Lafayette, L - 30-32, Dec. 17, 2011
Had 100 yards both passing and rushing	229 (passing), 101 (rushing), by Kevin O'Connell at Brigham Young*, L - 16-49, Nov. 6, 2004

### SCORING

Accounted for five or more TDs	5, by Ryan Katz vs. Hawai'i*, W - 52-14, Oct. 6, 2012
Accounted for four or more TDs	4, by Donnel Pumphrey vs. UNLV*, W - 34-17, Sept. 27, 2014
Accounted for three or more TDs	3, by Quinn Kaehler vs. Idaho, W - 35-21, Nov. 8, 2014

### RETURNS

Returned a fumble for a touchdown	52, by Everett Beed vs. Air Force*, W - 28-9, Nov. 10, 2012
Returned an interception for a touchdown	18, by J.J. Whittaker vs. Boise State*, W - 34-31 (ot), Nov. 23, 2013
Returned a kickoff for a touchdown	100, by Colin Lockett at No. 19 Boise State*, W - 21-19, Nov. 3, 2012
Returned a punt for a touchdown	67, by Lloyd Mills vs. Northern Arizona, W - 38-7, Aug. 30, 2014
Returned a two-point conversion	by David Lamar at New Mexico State, W - 26-16, Sept. 28, 2013
Returned a blocked punt for a touchdown	by Freddy Keiaho vs. New Mexico*, L - 24-47, Oct. 22, 2005
Returned a blocked field goal for a touchdown	Has not happened since start of 2003 season

### DEFENSE

Intercepted two or more passes	2, by J.J. Whittaker vs. Boise State*, W - 34-31 (ot), Nov. 23, 2013
Recovered three or more fumbles	Never
Recovered two or more fumbles	2, by Kirk Morrison at New Mexico*, L - 8-15, Nov. 9, 2002
Recorded 15 or more tackles	15, by Nat Berhe at Nevada*, W - 39-38 (ot), Oct. 20, 2012
Recorded 10 or more tackles	11 by Josh Gavert at New Mexico*, W - 24-14, Oct. 10, 2014
Recorded three or more quarterback sacks in a game	3.0, by Heath Farwell vs. Nevada, W - 27-10, Sept. 25, 2004
Recorded two quarterback sacks in a game	2.0 by Alex Barrett vs. UNLV*, W - 34-17, Sept. 27, 2014
Recorded four tackles for loss	4.0, by Miles Burris vs. Colorado State*, W - 48-14, Nov. 6, 2010
Recorded three tackles for loss	3.0 by Calvin Munson at Fresno State*, L - 13-24, Oct. 3, 2014

### SPECIAL TEAMS

Scored 15 or more points kicking	16, by Tommy Kirovski at Hawaii, L - 40-41, Dec. 7, 2002
Scored 10 or more points kicking	10, by Donny Hageman vs. UNLV*, W - 34-17, Sept. 27, 2014
Kicked five or more field goals	Never
Kicked four or more field goals	4, by Wes Feer vs. Eastern Illinois, L - 19-40, Aug. 31, 2013
Kicked three or more field goals	3, by Wes Feer vs. Oregon State, L - 30-34, Sept. 21, 2013
Kicked two field goals of 50 or more yards	51 and 50, by Chris O'Brien vs. New Mexico, W - 37-31, Nov. 17, 1984
Kicked a 50-yard field goal	53, by Abel Perez vs. UNLV*, W - 48-14, Nov. 27, 2010
Kicked a punt 70 or more yards	89, by Brian Stahovich at Wyoming*, W - 48-38, Oct. 30, 2010
Kicked a punt 60 or more yards	61, by Brian Stahovich vs. Wyoming*, L - 27-30, Oct. 29, 2011
Punted nine or more times	9, by Brian Stahovich at No. 3/3 TCU*, L - 35-40, Nov. 13, 2010
Totaled 100 or more kick return yards	105, by Colin Lockett at San José State*, W - 34-30, Nov. 9, 2013
Totaled 100 or more punt return yards	107, by Kyle Conerly vs. UNLV*, W - 31-21, Oct. 26, 2002
Blocked a punt	by Kameron Kelly vs. UNLV*, W - 34-17, Sept. 27, 2014
Blocked a field goal	by Sam Meredith at Fresno State*, L - 13-24, Oct. 3, 2014
Blocked a PAT	by Sam Meredith at New Mexico State, W - 26-16, Sept. 28, 2013