

SAN DIEGO STATE BASKETBALL

14 NCAA Tournament Appearances (7 times in last 9 years) • Record 11-Time Mountain West Champion

Contacts: Mike May, Senior Associate AD of Communications and Media Relations (e-mail: mmay@sdsu.edu) • Lauren Weaver, Media Relations Coordinator (e-mail: lweaver@sdsu.edu)

LIVE COVERAGE

TV: CBS Sports Network; Live Stream: none



Brent Stover (play-by-play)
Bob Wenzel (analyst)
Jim Feldman (producer)

Aztecs Radio Network: 101.5 KGB / XTRA 1360 / Fox Sports Inland Empire (IE) 1350 (pregame starts at 6 p.m. PT on XTRA)



Ted Leitner (play-by-play)
Jon Schaeffer (pre, half, post)



Live Stats: GoAztecs.com

SCHEDULE / RESULTS

Record: 18-9 | Home: 13-2, Away: 4-5, Neutral: 1-2

MW Record: 10-4 | Home: 7-0, Away 3-4

Date	SDSU	Opp.	Opponent (TV/Stream)	Time / Result
N.1	rv/--		Chaminade - Exhibition	W, 68-63
N.6	rv/--		Arkansas-Pine Bluff	W, 76-60
N.14			Texas Southern	W, 103-64
N.19	1/1	#vs. Duke (ESPN2)		L, 64-90
N.20		#vs. Xavier (ESPN2)		W, 79-74
N.21	rv/rv	#vs. Iowa State (ESPN2)		L, 57-87
N.27		Jackson State (FOX Sports San Diego)		W, 87-44
D.1		at Illinois State (ESPN+)		W, 75-65
D.5		San Diego (STADIUM/Facebook)		L, 61-73
D.8		at California (Pac-12 Network/Pac-12 Bay Area)		L, 83-89
D.12		Cal State Dominguez Hills		W, 99-46
D.22		Brigham Young (CBS Sports Network)		W, 90-81
D.29		Brown (FOX Sports San Diego)		L, 61-82
J.1		CSUN		W, 65-60
J.5		*at Boise State (CBS Sports Network)		L, 64-88
J.8		*Wyoming (CBS Sports Network)		W, 84-54
J.12		*at Air Force (ESPN3)		L, 48-62
J.15		*New Mexico (CBS Sports Network)		W, 97-77
J.22		*at Fresno State (ESPNU)		L, 62-66
J.26		*UNLV (CBS Sports Network)		W, 94-77
J.30		*Air Force (STADIUM/Facebook)		W, 66-51
F.2		*at San José State (Mountain West Network)		W, 67-56
F.5		*at New Mexico (ESPN2)		L, 70-83
F.9		*Utah State (ESPN3)		W, 68-63
F.12		*at Colorado State (ESPN2)		W, 71-60
F.16		*Boise State (CBS Sports Network)		W, 71-65
F.20	6/6	*Nevada (CBS Sports Network)		W, 65-57
F.23		*at UNLV (ESPNU)		W, 60-59
F.26		*at Utah State (CBS Sports Network)	7:30 p.m. MT	
M.2		*San José State (FOX Sports San Diego)	7 p.m. PT	
M.6		*Fresno State (CBS Sports Network)	7 p.m. PT	
M.9		*at Nevada (CBS Sports Network)	7:30 p.m. PT	
M.13-16		+at MW Championship (TBD)	TBD	

- Maui Jim Maui Invitational (Lahaina Civic Center; Lahaina, Hawaii); * - Mountain West game; + - MW Championship (Thomas & Mack Center; Las Vegas, Nev.)

GAME 28

SAN DIEGO STATE AZTECS (18-9; 10-4 MW) VS. UTAH STATE AGGIES (22-6; 12-3 MW)

Tue., Feb. 26, 2019 :: 7:30 p.m. MT / 6:30 p.m. PT :: Dee Glen Smith Spectrum (10,270) :: Logan, Utah



SAN DIEGO STATE

Head Coach: Brian Dutcher
Career Record: 40-20 (2nd Season)
Record at San Diego State: 40-20 (2nd Season)
Record vs. Utah State: 2-0



UTAH STATE

Head Coach: Craig Smith
Career Record: 173-90 (8th Season)
Record at USU 22-6 (1st Season)
Record vs. SDSU: 0-1

SCENE SETTER (through the games of Sun., Feb. 24)

- Two of the hottest teams in the Mountain West, fighting for positioning and seeding meet for the second time in 18 days when San Diego State plays at Utah State Tuesday evening.
- The Aztecs have won a season-long five straight games and eight of their last nine contests, while the Aggies are winners of 10 of their last 11 games (with the lone loss coming at San Diego State).
- Since Jan. 26, 2019, only Belmont and New Mexico State (9) have won more games than San Diego State's eight (10 other teams are tied with the Aztecs, including Duke, Gonzaga, Kentucky and Utah State).
- The Aztecs and Aggies are meeting for the 15th time with SDSU owning an 11-3 series advantage. San Diego State has won the last 11 meetings between the teams and is 11-0 against Utah State since the Aggies joined the Mountain West.
- The 11-game win streak is tied for San Diego State's second-longest active streak against any opponent. The Aztecs have defeated LaVerne, a team it has not played since Feb. 26, 1938, 13 straight times.
- SDSU's 11-game win streak against Utah State is the second-longest active streak by any Mountain West team against a conference opponent (the longest is Colorado State's 16-game win streak against San José State).
- Since the Aggies joined the Mountain West, SDSU is 3-0 in Logan but the games have been remarkably close. The Aztecs have wins by five points (in OT), three points and four points.
- San Diego State senior guard **Devin Watson**, who has scored 13 or more points in a career-high 11 straight games, earned Mountain West Player-of-the-Week honors on Monday.
- Last week, **Watson** guided SDSU to wins over No. 6 Nevada (highest-ranked team SDSU has defeated in school history) and at UNLV to move into third place in the standings. Watson averaged team-highs in points (14.0), assists (6.0), steals (2.0) and minutes played (37.5). He also averaged 4.5 rebounds in the two wins.
- In his last 11 games, **Watson** is averaging 17.7 points, 3.5 rebounds and 3.5 assists, and has connected on 28-of-70 (40.0 percent) three-point field goal attempts.
- San Diego State student-athletes have claimed three of the last six Mountain West Player-of-the-Week honors.

Series Information

Overall	San Diego State, 11-3
Current Streak	SDSU, 11
In San Diego	SDSU leads, 6-1, W6
In Logan	SDSU leads, 3-1, W3
Neutral Sites	SDSU leads, 2-1, W2
Last Meeting	@SDSU 68, USU 63, F.9.19

Progress as Promised

With three freshmen (including two true freshmen) and three sophomores making up San Diego State's nine-man rotation, the Aztec defense has been a work in progress.

However, in the last 13 games SDSU has shown signs of getting back to elite form. Below is a look at SDSU's averages over that span and its national and conference rankings since Jan. 8 (351 teams ranked).

Category	Number	NCAA Rk.	MW Rk.
Points Allowed	63.8	31	1
Opp. FG Pct.	40.0	23	1
Opp. 2FG Pct.	44.0	22	2
Opp. Effective FG Pct.	47.5	50	2
FG Percentage Diff.	+5.0	41	2
Rebounding Margin	+4.8	T-43	2

SDSU VS. UTAH STATE

San Diego State is 11-0 against Utah State since the Aggies joined the Mountain West prior to the 2013-14 campaign. Below is a look at the comparison from those 11 games.

Category	SDSU	USU
Wins	11	0
Points/Per Game	69.7	56.5
FG Percentage	44.3	39.1
3FG Percentage	37.3	35.0
Rebounds	34.7	32.6
Assists	13.5	11.1

NOW WE REBOUND

San Diego State's improvement on the glass is nothing short of remarkable. Below is a look at SDSU's number through the first 18 games of the season compared to the last nine.

Category	First 18	Last 9
Rebound Margin	+1.7	+5.8
NCAA Rank	T-147	31
MW Rank	6	2
Gms. w/Reb. Adv.	7	7
Record w/+RM	7-0	6-1
Gms. w/Reb Deficit	11	2
Record w/-RM	3-8	2-0

SDSU CAREER SCORING LIST

Below is a list of San Diego State's all-time scoring leaders. In school history, 33 players have reached the 1,000-point plateau (list current entering today).

Rk.	Student-Athlete	Pct.
4.	Chase Tapley, 10-11-12-13	1,526
5.	Tony Pinkins, 55-56-57	1,475
6.	Trey Kell, 15-16-17-18	1,403
7.	Winston Shepard, 13-14-15-16	1,401
8.	Bob Brady, 52-53-54	1,389
9.	Jeremy Hemsley, 16-17-18-19	1,326
10.	Steve Copp, 73-74-75-76	1,307
11.	Billy White, 08-09-10-11	1,294
12.	Al Skalecky, 66-67-68	1,271

San Diego State Aztecs

2018-19 Record: 18-9 (H: 13-2; A: 4-5; N: 1-2); 10-4 MW
 12 Postseason Berths in Last 13 Years, 11-Time MW Champions

- The Aztecs have won at least 19 games in 13 straight seasons, which is tied for the 7th-longest active streak in the nation.
- San Diego State has advanced to postseason play in 12 of the last 13 seasons (2006 NCAA, 2007-09 NIT, 2010-15 NCAA, 2016 NIT, 2018 NCAA).

Trends:

- SDSU is 16-2 this season and 35-5 under Brian Dutcher when holding the opposition to 45.0 percent or less FG shooting.
- SDSU 36-4 last 40x when owing a higher FG pct.
- The Aztecs are 28-1 in the Dutcher era when holding opponents to 45 percent FG shooting and 35 percent 3FG shooting.

Number	Name	Position	Height	Year	HS	PPG	RPG	APG	FG	3FG	FT	Notes
0	Devin Watson	Guard	6-1	Sr.	Oceanside, Calif. (San Francisco)	18-19: 16.3 MWC: 17.1	3.1 3.4	4.6 3.8	42.2 42.2	38.8 37.4	75.2 76.9	MW Player of the Week 1 of 6 players in the nation avg. 16.0 pts., 4.5 asts., 2.5 3FGM per game... Last 5 gms.: 18.2 ppg, 4.2 rpg, 3.6 apg, 13-32 3FG (40.6 pct.)... 1 of 7 active players w/1,700 pts. & 450 asts... CH 11 strt, games w/13+ pts... 89 career 10+ scoring games, including 24 of 27 TY... 33 career 20+ pt. games... 8 gms. this season w/7+ assists... SDSU is 18-3 when he shoots 40 pct. or better and has two TO or less.
2	Adam Seiko	Guard	6-3	Fr.	Boston, Mass. (Sierra Canyon HS (Calif.))	18-19: 2.5 MWC: 1.9	1.1 1.1	0.7 0.9	41.0 35.0	42.4 36.8	76.9 62.5	Played in 26 of 27 games this season (13.3 mpg)... Scored in 11 of last 18 gms... Only 16 TOs in 346 mins... Is 14-of-33 from 3-pt. range (.424)... Has at least as many assists as TOs in 18 of last 21 gms... Set CH for pts. (13) and rebs. (5) against CSUDH... Coming off of a RS season... Three-star signee by Rivals... Sierra Canyon went 27-3, and was ranked No. 5 in California and No. 15 nationally his senior year.
3	Aguek Arop	Forward	6-6	Fr.	Omaha, Neb. (Omaha South HS)	18-19: 3.3 MWC: 3.8	2.7 2.6	0.8 1.0	47.8 53.8	23.1 2/7	64.0 52.9	Played 10+ mins. in 15 of last 17 games... Scored in CH 4 strt. gms. (18 pts.)... Made 19 of last 33 FGA (11 gms.)... 28 of 67 rebounds are on offensive glass... Last 6 gms.: 23 pts., 20 rebs., 7 asts., 4 stls. (11.6 min.)... A 6-6 forward with a near 7-foot wingspan that is expected to see significant time this season... Good mid-range game and is deadly from 15-foot and in... Has been hindered a bit during camp due to a hip injury.
4	Michael Sohikish	Guard	5-9	Sr.	San Diego, Calif. (University City HS)	18-19: 0.4 MWC: 0.7	0.1 0.0	0.4 0.3	1/6 1/4	0/3 0/2	2/2 0/0	Walk-on who has seen action in 20 career games, including nine games this season... Scored first points of the season on a pair of free throws against CSUDH (12-12-18)... Fifth-year in the program... A civil engineer major who served as a student-manager before earning playing time... Career totals: 12 points, 3 rebounds, 6 assists, 4 steals, 56 minutes and just 3 turnover.
5	Jalen McDaniels	Forward	6-10	So.	Federal Way, Wash. (Federal Way HS)	18-19: 16.9 MWC: 18.8	8.3 9.1	2.2 1.8	48.3 49.3	31.7 31.3	73.5 78.7	Named MWC POW twice TY... Last 16 gms.: 18.9 points, 9.2 rebounds, 1.8 asts., 50.4 FG pct... Scored 10+ pts. in CH 16 strt. gms... Career FG pct. 52.0... Double-doubles in 7 of last 13 gms... Has 29 offensive rebounds in the last 11 games... CH 30 pts., 13 rebs., 4 asts., 5 stls. vs. UNLV (1st DI player to do that since Ben Simmons)... One of 4 Fr. in the country LS to post 10.5 pts., 7.5 rebs. & shoot 58+ pct. from the field.
11	Matt Mitchell	Forward	6-6	So.	Riverside, Calif. (Roosevelt HS)	18-19: 10.6 MWC: 8.6	4.0 4.4	2.0 2.0	42.4 38.0	31.7 30.0	78.0 88.9	60 career starts (59 straight)... 6 20-point games (4 this season, 3 of last 18 gms.)... Trey in 7 of last 8 gms... Made 15 straight FTA at one point this season... 1-4 3 this season when he scores 9+ points and 11-1 in his career when he scores 15+ points... SDSU is 24-6 when he has multiple assists... 632 career points... Home averages: 12.9 points, 4.7 rebs., 46.5 FG pct., 39.3 FG pct.
20	Jordan Schakel	Guard	6-6	So.	Torrance, Calif. (Bishop Montgomery HS)	18-19: 8.0 MWC: 6.6	3.8 2.6	1.1 0.6	45.5 43.6	43.9 37.9	83.8 66.7	Among active DI players, he ranks 7th in fewest TO/40 minutes (0.83, min. 962 mins.)... Has 8 double-digit scoring games in 54-game career (has 7 in last 20 games)... 2nd Aztec in last 22 seasons to produce 3 3FGM, 7 rebs. and 100 pct. FT game (Jamaal Franklin)... Made first 16 FTA of the season... Last season: 106 pts., this season: 167 pts... Made 5 of last 8 3FGA... Missed 6 of last 9 games.
23	Ed Chang	Forward	6-8	Fr.	Papillion, Neb. (Garfield HS (Wash.))	18-19: 1.5 MWC: 1.6	0.8 0.8	0.4 0.4	35.7 2/6	38.5 2/6	2/2 2/2	Played 45 minutes total in 11 gms... All 5 FGM are from three-point range... Tremendous shooter (once made nine 3FG in one half of a HS game)... Did not play in high school last season... Attended Papillion-La Vista High in Papillion, Neb. for three years as a prep before finishing at Garfield High in Seattle... Was a two-time all-state selection in Nebraska... Tabbed a four-star recruit by ESPN.
24	Nolan Narain	Forward	6-10	Jr.	Hamilton, Ontario, Canada (La Lumiere School (Ind.))	18-19: 3.1 MWC: 2.5	2.5 2.3	0.6 0.6	50.8 38.9	3/10 1/7	47.4 1/3	Played in 56 career games, including 24 this season... Shooting 50.8 percent from the field and 54.9 percent inside the three-point arc... In fourth year with the program (redshirt in 2015-16 campaign)... Played the best basketball of his career near the end of last season... Scored a CH 18 points in 18 minutes of action against UW (2-14-18)... In a five-game stretch late last season, he had 43 pts. and 14 rebs.
31	Nathan Mensah	Forward	6-10	Fr.	Labadi, Accra, Ghana (Findlay Prep (Nev.))	18-19: 5.3 MWC: 5.6	5.3 5.6	0.5 0.6	58.2 58.5	0/0 0/0	71.2 81.0	Recorded 1st career double-double vs. Utah St. (10 pts & 10 rebs.)... In last 23 seasons, only Leonard produced a 10-10-3 (blk-2 stl. game as an SDSU fr... Avg. 11.3 pts. and 11.4 rebs. per 40 mins... Started last 13 gms... Played 21+ mins. 7 of last 9 gms... 25 off. rebs. last 9 gms... An injury on the middle finger of his left (shooting) hand forced him to miss about four weeks... He was cleared on Oct. 31... He is playing with a hard brace on that finger.
35	Joel Mensah	Forward	6-10	Fr.	Korle Gonno, Accra, Ghana (JSerra Catholic HS (Calif.))	18-19: 1.1 MWC: 0.7	0.9 0.8	0.0 0.0	19.0 1/4	0/0 0/0	6/9 2/2	Played 63 minutes, action in 13 of 25 gms... A hard working center expected to see the floor this season... Is a good shooter with range out to 15 feet... Has a very good motor... Attended JSerra Catholic High in Capistrano, Calif... Averaged 15.9 points, 8.8 rebounds, 1.2 steals and 1.4 blocked shots in his senior season... Nathan and Joel Mensah are not related.
42	Jeremy Hemsley	Guard	6-3	Sr.	Rancho Cucamonga, Calif. (Damien HS)	18-19: 9.2 MWC: 8.3	3.0 3.1	2.4 2.5	42.6 42.2	33.8 26.3	66.7 64.7	9th in school history w/1,326 career points (10.4 ppg)... 10+ pts. in 5 of last 9 gms... 144 career treys (7th in SDSU history)... Started 88 of 127 games in his career... SDSU is 22-3 when he has at least four assists and 42-15 when he has one TO or less (9-2 TY)... Has 9 career 20-pt. games... Double figures in scoring 71x... Career numbers: 1,326 points, 262 assists, 300 rebounds, 97 stls., 144 3FGs.

red indicates probable starter, black indicates reserve, gold indicates player is injured and not expected to play.

SCHEDULE / RESULTS

Date	Opponent (Television/Stream)	Time/Result	Note
N.1	Chaminade - Exhibition	W, 68-63	► Four Aztec starters score in double figures as SDSU overcomes 11-point deficit; FG pct.: SDSU 51.1 pct., Chaminade 37.7 pct.
N.6	Arkansas-Pine Bluff	W, 76-60	► Watson CH 6 3FGs (20 pts.); McDaniels 4th Aztec in last 23 seasons w/ 15+ pts., 9+ rebs., 5+ asts., 3+ stls.; 4 starters 10+ pts.
N.14	Texas Southern	W, 103-64	► Six Aztecs score 10+ including all five starters; SDSU never trailed; Mitchell: 21 pts., 5 rebs.; Schakel: 16 pts., 3-3 3FGs, 7 rebs
N.19	#vs. No. 1/3 Duke (ESPN2)	L, 64-90	► Duke makes 10-of-25 from three-point range (9 in first half); Watson: 15 pts. (3-6 3FG); 4 SDSU players score 11 or more pts.
N.20	#vs. Xavier (ESPN2)	W, 79-74	► SDSU rallies from a 19-point deficit to win; McDaniels first SDSU player since Jamaal Franklin to record 26 pts., 8 rebs., and 3 blocks
N.21	#vs. rv/ Iowa State (ESPN2)	L, 57-87	► Iowa State makes 14 treys and has a 41-27 edge on the glass; Mitchell: 14 points, 6 rebounds; McDaniels: 10 pts., 7 rebs.
N.27	Jackson State (FOX Sports San Diego)	W, 87-44	► SDSU scores first 11 points and leads wire-to-wire; FG pct: SDSU 50.9, Jackson State 25.9; Five SDSU players in double figures
D.1	at Illinois State (ESPN+)	W, 75-65	► Aztecs snap Illinois State's 10-game homecourt win streak; McDaniels 10th career double-double, 12 pts., CH 15 rebs.; Watson: 23 pts.
D.5	San Diego (STADIUM/Facebook)	L, 61-73	► SDSU FG pct. by half: 59.1, 22.7; SDSU win streak of 11 straight series victories indoors is snapped; first series loss at home since '00
D.8	at California (Pac-12 Network, Pac-12 Bay Area)	L, 65-75	► SDSU had 8-point lead with under 5 minutes to play; McDaniels: 20 pts., 6 rebs., 5 asts; Hemsley: 19 pts.; 5-6 3FGs
D.12	Cal State Dominguez Hills	W, 99-46	► Aztecs have four players reach double figures, dish out 28 assists and record the fifth-largest margin of victory in school history
D.22	Brigham Young (CBS Sports Network)	W, 90-81	► SDSU ties school-record with third straight win in series; Aztecs led by 8+ pts. final 35:18; SDSU shoots 52.8 pct.; 12 3FGM
D.29	Brown (FOX Sports San Diego)	L, 61-82	► FG pct.: Brown 53.4, SDSU 35.2; 3FGs: Brown 15-28 (53.6 pct.), SDSU 5-17 (29.4 pct); McDaniels: 19 pts., 6 rebs.; Arop 11 pts., 5 rebs.
J.1	CSUN	W, 65-60	► San Diego State overcame its second 19-point deficit of the season to win (Xavier); McDaniels: 20 pts. (9-13 FGs), 13 rebs.
J.5	*at Boise State (CBS Sports Network)	L, 64-88	► Broncos win for the third straight time in the series in Boise; FG pct: Boise 56.9, SDSU 40.7; 3FG: Boise 8-22 (36.4), SDSU 3-21 (14.3)
J.8	*Wyoming (CBS Sports Network)	W, 84-54	► Aztecs hand Wyoming worst loss since Jan. 29, 2011 (also against SDSU, 96-57); McDaniels: 22 pts., 12 rebs; Mitchell: 20 pts., 6 rebs.
J.12	*at Air Force (ESPN3)	L, 48-62	► SDSU cuts 16-point deficit to 4, but can't complete comeback; McDaniels: 18 pts., 11 rebs.; Aztecs 3FGs: 2-for-17 (11.8 pct.)
J.15	*New Mexico (CBS Sports Network)	W, 97-77	► Aztecs never trail in 20-point win; McDaniels 3rd straight double-double (24 pts., 11 rebs.); SDSU is 5-1 in its last six vs. UNM at home
J.22	*at Fresno State (ESPNU)	L, 62-66	► The Aztecs build 20-point advantage before suffering four-point loss; McDaniels: 19 points, 10 rebounds; Fresno 38.9 FG pct.
J.26	*UNLV (CBS Sports Network)	W, 94-77	► SDSU is 13-1 in its last 14 games vs. UNLV; McDaniels career-high 30 pts., 13 rebs., 5 stls., 4 asts.; FG pct.: SDSU 56.1, UNLV 44.6
J.30	*Air Force (STADIUM/Facebook)	W, 66-51	► Aztecs have won 14 straight home games vs. AF; Starting backcourt of Watson & Hemsley combined for 29 pts., 9 assists, 7 rebs.
F.2	*at San José State (Mountain West Network)	W, 67-56	► SDSU is 10-1 in last 11 against San José State; Watson: 27 pts., 6 asts., 5-11 3FGs; McDaniels: 22 pts., 9 rebs.; SDSU season-low 8 TOs
F.5	*at New Mexico (ESPN2)	L, 70-83	► San Diego State can't hold 11-point first-half lead; McDaniels: 25 pts., 9 rebs., 11-19 FGs; FG pct.: UNM 53.8, SDSU 41.5
F.9	*Utah State (ESPN3)	W, 68-63	► Aztecs use 23-0 first half run en route to 11th straight win over the Aggies; Watson: 23 pts., 4 rebs., 3 asts.; Rebs: SDSU 38-35
F.12	*at Colorado State (ESPN2)	W, 71-60	► Rebounds: SDSU 35, CSU 27; Watson: 21 pts. (5-7 3FGs); McDaniels: 18 pts., 12 rebs.; SDSU is 10-4 in its last 14 games at CSU
F.16	*Boise State (CBS Sports Network)	W, 71-65	► SDSU outrebounds Boise State, 43-25; Four SDSU players in double figures, led by Watson (19 pts.) and McDaniels (18 pts.)
F.20	*No. 6/6 Nevada (CBS Sports Network)	W, 65-57	► SDSU defeats Nevada for a third straight time; Victory over No. 6 represents highest-ranked team SDSU has ever defeated
F.23	*at UNLV (ESPNU)	W, 60-59	► Aztecs hold UNLV to 32.7 FG pct.; McDaniels: 16 pts.; SDSU improves to 8-1 in its last nine games vs. UNLV inside Thomas & Mack Center
F.26	*at Utah State (CBS Sports Network)	7:30 p.m. MT	► SDSU is making its first trip to Utah State since a 66-62 win in 2016-17; SDSU is 3-0 at USU in the MW era
M.2	*San José State (FOX Sports San Diego)	7 p.m. PT	► The Aztecs are 26-8 all-time vs. SJSU at home and 8-1 in their last nine, including five in a row
M.6	*Fresno State (CBS Sports Network)	7 p.m. PT	► SDSU has lost two straight at home to FS, but is 6-2 in last eight; SDSU has won 13 straight Senior Night games
M.9	*at Nevada (CBS Sports Network)	7:30 p.m. PT	► Second straight season the teams have met in the final game of the regular season; SDSU won last year, 79-74
M.13-16	+at Mountain West Championship (TBD)	TBD	► San Diego State will look to defend their 2018 MW tournament title; SDSU has advanced to the title game in eight of the last 10 seasons

- Sophomore forward **Jalen McDaniels** posted a team-high 16 points and five rebounds in the victory over the Runnin' Rebels. McDaniels extended his personal best double-figure scoring streak to 16 games.
- Since Dec. 29, 2018 (which includes 16 games), **McDaniels** is averaging 18.9 points, 9.2 rebounds and 1.8 assists, while shooting 50.4 percent from the field. He is the one of only seven players in the nation that is averaging those numbers.
- Sophomore forward Matt Mitchell had 15 points and five rebounds in Saturday's win. San Diego State is 14-3 this season when he scores at least nine points and is 11-1 in his career when he reaches 15 or more points.
- True freshman **Nathan Mensah** recorded his first career double-double earlier this month in the victory over Utah State with 10 points and 10 rebounds. He joined Kawhi Leonard as the only Aztec freshmen in the last 23 seasons to have at least 10 points, 10 rebounds, two assists and three blocked shots in the same game.
- Head coach Brian Dutcher has a career record of 13-1 in games played after Feb. 12.
- Since Feb. 9, San Diego State is 5-0 and has won four games in which the Aztecs were an underdog according to KenPom.
- SDSU's defense continues to improve at a dramatic rate. The Aztecs, who earlier this season allowed four opponents in a six-game stretch to shoot above 50 percent, rank among the top of the conference in several defensive categories since Jan. 8 (last 13 games), including 1st in opponent field goal percentage (.400) and points allowed (63.8) and second in two-point percentage (.440) and effective field goal percentage (.475).
- San Diego State is one of just two Mountain West teams that has not dropped a league home game (Nevada).
- In Mountain West play, the Aztecs rank 1st in free throw percentage (74.48), and 2nd in scoring defense (65.6), field goal percentage defense (.411), rebound margin (+3.9) and offensive rebound percentage (.309).

SDSU HIGHEST-RANKED WINS

Below is a look San Diego State victories over the highest-ranked team in the AP Poll at the time of the game.

Date	AP	H/A/N	Opponent	Score
F.20.19	6	H	*Nevada	W, 65-57
F.18.88	7	H	*BYU	ot-W, 82-80
F.9.84	7	H	*UTEP	W, 73-62
D.23.78	7	H	Kansas	W, 81-69
M.12.11	8	N	BYU	W, 72-54
M.12.10	8	N	New Mexico	W, 72-69

* - indicates conference game. N - indicates MW tournament.

SDSU MOUNTAIN WEST POW

San Diego State 2018-19 Mountain West Player-of-the-Week honors

Date	Name	Career
J.21.19	Jalen McDaniels	2
J.28.19	Jalen McDaniels	3
F.25.19	Devin Watson	1

MEDIA RELATIONS

MEDIA RELATIONS OFFICE

Fowler Athletics Center
5302 55th Street, Suite 3014
San Diego, CA 92115
■ Office: 619.594.5547
■ Fax: 619.582.6541

MIKE MAY

Senior Associate A.D. of Communications and Media Relations

■ Coaching staff and student-athlete interviews
■ E-Mail: mmay@sdsu.edu
■ Office: (619) 594-5547
■ Cell: (619) 957-8372

LAUREN WEAVER

Media Relations Coordinator

■ Credentials
■ E-Mail: lweaver@sdsu.edu
■ Office: (619) 594-5547

STAY CONNECTED

■ Athletics Website: goaztecs.com
■ Twitter: @GoAztecs / @Aztec_MBB
■ Facebook: facebook.com/goaztecs
■ Instagram: @goaztecs / @aztec_mbb
■ YouTube: youtube.com/goaztecscom

SDSU SERIES HISTORY VS. UTAH STATE

SAN DIEGO STATE LEADS, 11-3

Home: 6-1, Away: 3-1, Neutral: 2-1

Date	Location	Result	Score
D.17.62	Logan	L	57-101
D.6.97	N-Salt Lake City (DC)	L	61-64
N.24.98	San Diego (CA)	L	60-63
J.25.14	*Logan	ot-W	74-69
F.18.14	*San Diego (VA)	W	60-45
M.13.14	^N-Las Vegas (QF) (d)	W	73-39
J.31.15	*San Diego (VA)	W	62-42
J.2.16	*Logan	W	70-67
J.23.16	*San Diego (VA) (d)	W	70-55
M.10.16	^N-Las Vegas (QF) (d)	W	71-65
J.14.17	*San Diego (VA)	W	74-55
F.15.17	*Logan	W	66-62
D.30.17	*San Diego (VA)	W	79-59
F.9.18	*San Diego (VA)	W	68-63
F.26.18	*Logan		

* - conference game, ^ - conference tournament game. AG - Aztec Gym, SA - San Diego Sports Arena, PG - Peterson Gym, CA - Cox Arena, VA - Viejas Arena, d - Day Game, (#/#) - Opponent National Ranking, (:xx.x) - Game-Winning Shot.

SDSU VS. MOUNTAIN WEST

VS. CURRENT MEMBERSHIP

School	All-Time	MW*	Streak
	W-L	W-L	
Air Force	57-24	27-14	Won 1
Boise State	12-7	11-7	Won 1
Colorado State	43-41	31-14	Won 3
Fresno State	62-55	8-7	Lost 1
Nevada	16-5	11-2	Won 3
New Mexico	40-48	23-22	Lost 1
San José State	39-35	9-1	Won 3
UNLV	35-36	31-19	Won 3
Utah State	11-3	11-0	Won 11
Wyoming	42-41	24-17	Won 2
TOTALS	357-295	186-103	Won 5

* - includes Mountain West tournament games.

MOST MW MBB TITLES

current members

Rk.	Team	MW Titles
1.	► San Diego State	11
2.	New Mexico	8
3.	Nevada	3
	UNLV	3
	Wyoming	3
6.	Air Force	1
	Boise State	1
	Colorado State	1
	Fresno State	1

MOUNTAIN WEST CHAMPIONSHIPS (11)

Regular Season Championships (6, record)

2006, 2011, 2012, 2014, 2015, 2016

Tournament Championships (5, record)

2002, 2006, 2010, 2011, 2018

TRENDS (through the games of Sun., Feb. 24)

- **Jalen McDaniels** is making his case as a league player of the year candidate, in league games ranking 4th in scoring (18.8), 5th in free-throw percentage (78.7 percent), 6th in rebounding (9.1), 6th in field goal percentage (49.3 percent) and 10th in steals (1.2).
- San Diego State's sophomore class of **McDaniels, Matt Mitchell** and **Jordan Schakel** is averaging 33.6 points per game. If the season ended today it would come close to being the highest scoring sophomore class in school history, currently held by the 1999-00 sophomore class that included six players (34.4). Keep in mind that Schakel has missed six of the last nine games due to the injury.
- The Aztecs are 36-4 the last 40 times they have had a higher field goal percentage than their opponent.
- San Diego State is 16-2 this season and 35-5 under Brian Dutcher when holding the opposition to 45.0 percent field goal shooting or less.
- SDSU is 29-1 in the Dutcher era when holding the opposition to 45 percent field goal shooting and 35 percent three-point field goal shooting.
- The Aztecs are 13-1 when outrebounding its opponent this season, something SDSU has done in eight of its last 12 games.
- San Diego State is 27-10 in its last 37 games - regardless of location - dating back to last season.
- San Diego State is 24-8 in its last 32 contests against teams that were not ranked in the AP Top 25 at game time.
- Last month, SDSU used a starting lineup comprised of one senior, three sophomores and one true freshman (for consecutive games). This marked the first time the Aztecs have started four underclassmen since February 12, 2005 vs. UNLV. Against the Runnin' Rebels that day, SDSU started two freshmen (Tyler Smith and Matt Thomas), two sophomores (Brandon Heath and Marcus Slaughter) and a junior college transfer (Mohamed Camara). That team finished 11-18 and marks the last time the Aztecs finished a campaign below .500. SDSU would make the postseason each of the next 11 seasons.

PLAYER QUICK HITS (through the games of Sun., Feb. 24)

- Sophomore forward **Jalen McDaniels** - 16.9 points, 8.3 rebounds, 2.2 assists, 1.2 steals, 48.3 FG pct., 31.7 3FG pct., 73.5 FT pct.
 - Named Mountain West Player of the Week twice this season and three times in his career.
 - Most productive 16-game stretch of his career; Last 16 games: 18.9 points, 9.2 rebounds, 1.8 assists, 50.4 FG pct., 77.4 FT pct.
 - MW rankings: 2nd in field goals made (180), 3rd in two-point field goal percentage (.516), 4th in double-doubles (9), 4th in field goal percentage (.483), 4th in field goal attempts (373), 5th in PAR (points-assists-rebounds) per game (27.4), 6th in total points (455), 6th in total rebounds (225), 6th in rebounds per game (8.3), 6th in defensive rebounds per game (6.1), 7th in points per game (16.9), 9th in steals per game (1.2), 9th in offensive rebounds per game (2.2), 10th in free-throws made (75)
 - Has seven double-doubles in his last 13 games.
 - Recorded double-doubles in six straight games, broken when he posted a 22-9 game at San Jose State, for the first time in his career (longest streak for an Aztecs in the Mountain West era; school record is eight set by Michael Cage).
 - Posted double figures in a career-high 16 straight games and 27 of his last 28 games.
- Senior guard **Devin Watson** - 16.3 points, 3.1 rebounds, 4.6 assists, 1.0 steals, 42.2 FG pct., 38.8 3FG pct., 75.2 FT pct.
 - Career numbers: 1,712 points (869 at USF and 843 at SDSU), 295 rebounds, 471 assists.
 - Has 13 or more points in 11 consecutive games (17.7 ppg). That is the longest stretch of his career.
 - He is one of only seven active players with at least 1,700 points and 450 assists, and he has the fewest minutes played of any of those players.
 - One of only six players in the nation to average at least 16.0 points, 4.5 assists and 2.5 three-point field goals per game.
 - San Diego State is 7-1 this season when Watson records at least seven assists.
 - Last 5 games: 18.2 points, 4.2 rebounds, 3.6 assists, 13-of-32 (40.6 percent) 3FG.
- Sophomore forward **Matt Mitchell** - 10.6 points, 4.0 rebounds, 2.0 assists, 0.8 steals, 42.4 FG pct., 31.7 3FG pct., 78.0 FT pct.
 - San Diego State is 6-0 this season and 11-1 in his career when he scores at least 15 points.
 - The Aztecs are 14-3 this season when he scores 9+ points
 - San Diego State is 7-0 this season when he has at least six field goal attempts and shoots 50 percent or better from the field.
 - Made 24-of-61 three-point field goal attempts (39.3 percent) in 15 home games this season.
- Freshman forward **Nathan Mensah** - 5.3 points, 5.3 rebounds, 1.2 blocks, 58.2 FG pct., 71.2 FT pct.
 - Played in all 27 games and has started each of the last 13 games.
 - Averages as a starter: 5.8 points, 5.8 rebounds, 29-48 FGs (60.4 pct.), 17-21 FTs, 21.3 minutes.
 - San Diego State is 13-1 when he plays at least 18 minutes.
 - Only 12 players in the country have more rebounds than his 144 in fewer minutes (505).
 - Averages per 40 minutes: 11.3 points, 11.4 rebounds, 2.5 blocks.
- Senior guard **Jeremy Hemsley** - 9.2 points, 3.0 rebounds, 2.4 assists, 1.1 steals, 33.8 3FG pct.
 - SDSU career rankings: 6th in three-point field goal attempts (421), 7th in three-point field goals (144), T-8th in games played (176), 9th in points (7th in DI history) (1,326), 9th in field goal attempts (1,077), 10th in minutes played (3,410), 11th in victories (84), 14th in free-throw attempts (395), T-14th in field goals (457), 15th in PAR (points-rebounds-assists) (1,888), 17th in games started (88), 19th in assists (262), 19th in free throws (268).
 - In his last 10 games he is averaging 9.8 points, 3.2 rebounds, 2.2 assists, 1.2 steals and 1.0 blocked shots. He has connected on 47.9 percent of his field goal attempts during that span.
- Sophomore guard **Jordan Schakel** - 8.0 points, 3.8 rebounds, 1.1 assists, 1.0 steals, 43.9 3FG pct., 83.8 FT pct.
 - Scored 167 points this season after scoring a total of 106 points in 33 games as a freshman last season.
 - Among active DI players, ranks 7th in fewest turnovers per 40 minutes (0.83, min. 962 minutes) .
 - Made his first 16 free-throw attempts on the season and has made 31-of-37 overall (.838).

- Missed six of the last nine games due to injury.

- Redshirt freshman guard **Adam Seiko** - 2.5 points, 1.1 rebounds, 0.7 assists, 42.4 3FG pct., 16 turnovers in 346 minutes
- Played in 24 of 25 games this season and has played at least 13 minutes in 12 of the last 13 games.
- Has at least as many assists as turnovers in 18 of the last 21 games.
- Scored in seven of the last 13 games.

SERIES HISTORY VS. UTAH STATE

- The Aztecs lead the all-time series, 11-3, having won all 11 meetings with Utah State as a member of the Mountain West.
- Prior to the 2013-14 season, Utah State's first year in the MW, the teams had not met since Nov. 24, 1998, when Utah State earned a 63-60 win at what was then known as Cox Arena (now Viejas Arena).
- In SDSU's 11 victories during the Mountain West era, San Diego State has averaged only 9.5 turnovers. Utah State, on the other hand, has averaged 14.2 turnovers.
- In the last 11 meetings, San Diego State has held the Aggies to 39.1-percent shooting from the floor.
- The series started on Dec. 17, 1962, with Utah State registering a 101-57 victory in Logan.
- All-time series meetings against Utah State can be found in the column on the previous page and career stats of current San Diego State student-athletes against the Aggies are located below.

Player	Record	GP	GS	Min.-Avg.	FG-FGA	Pct.	3FG-3FGA	Pct.	FT-FTA	Pct.	OR	DR	TR	RPG	Asst.	TO	Blk.	Stl.	Pts.	PPG
Jeremy Hemsley	7-0	7	5	190=27.1	26-56	.464	11-28	.393	14-23	.609	5	7	12	1.7	17	9	2	8	77	11.0
Devin Watson	2-0	2	2	65-32.5	11-27	.407	5-12	.417	11-14	.786	1	6	7	3.5	4	1	0	1	38	19.0
Jalen McDaniels	2-0	2	2	62-31.0	9-19	.474	3-5	.600	8-10	.800	4	11	15	7.5	4	3	1	1	29	14.5
Matt Mitchell	2-0	2	2	54-27.0	5-18	.278	1-7	.143	1-3	.333	1	6	7	3.5	4	4	0	4	12	6.0
Nathan Mensah	1-0	1	1	32-32.0	3-6	.500	0-0	.000	4-4	1.000	4	6	10	10.0	2	1	3	0	10	10.0
Nolan Narain	3-0	3	3	20-6.7	2-6	.333	1-2	.500	0-0	.000	2	3	5	1.7	1	1	0	1	5	1.7
Adam Seiko	1-0	1	0	13-13.0	1-2	.500	1-2	.500	0-0	.000	0	1	1	1.0	1	0	0	0	3	3.0
Jordan Schakel	1-0	1	1	11-11.0	1-5	.200	0-3	.000	0-0	.000	2	0	2	2.0	0	0	0	0	2	2.0
Aguek Arop	1-0	1	0	20-20.0	0-1	.000	0-0	.000	0-0	.000	2	3	5	5.0	2	0	0	0	2	2.0
Joel Mensah	1-0	1	0	2-2.0	0-1	.000	0-0	.000	0-0	.000	1	0	1	1.0	0	0	0	0	0	0.0

LAST TIME VS. UTAH STATE

San Diego State 68, Utah State 63

Feb. 9, 2019 ♦ Steve Fisher Court at Viejas Arena ♦ San Diego, Calif. ♦ Att.: 10,631

SAN DIEGO — Devin Watson scored 23 points and Jalen McDaniels had 16, as San Diego State defeated Utah State 68-63 on Feb. 9 at Viejas Arena to open the second half of Mountain West play.

The Aztecs (14-9, 6-4) overcame a 35-point effort from Utah State's Sam Merrill to improve to 11-0 against the Aggies since they joined the conference in 2013-14.

Merrill finished two shy of his career-high before fouling out for the Aggies (18-6, 8-3), who came into the game in sole possession of second place.

Nathan Mensah had 10 points and 10 rebounds, and Matt Mitchell also scored 10 for SDSU.

The Aztecs squandered a 13-point lead they built in the first half and nearly let a 52-42 second-half advantage slip away; however, Watson made a bank shot, while McDaniels hit a 3-pointer and converted an old-fashioned 3-point play with 4:51 left for a 61-52 lead.

Merrill hit a 3-pointer with 2:10 left to narrow the gap to 63-58 but then had a shot blocked by Mensah.

Merrill fouled out with 49 seconds to go when he was called for charging.

Watson had eight points during a 20-0 run midway through the first half that carried SDSU from a 10-point deficit to a 31-18 lead. He had a 3-pointer and a 3-point play, and also fed Mensah for an alley-oop slam dunk. McDaniels finished the run with a 3-pointer for a 13-point lead with 5:35 to go before halftime.

Utah State snapped a five-minute scoring drought with Merrill scoring all the points in a 9-0 run to close to 31-27. He had a layup, two free throws, a jumper and a 3-pointer.

SDSU scored only two more points the rest of the half and led 33-29. The Aggies then scored the first five points of the second half to take a 34-33 lead.

SAN DIEGO STATE SNAPSHOT

- San Diego State has started six players and three different combinations of players this season - a true freshman (Nathan Mensah), three sophomores (Jalen McDaniels, Matt Mitchell and Jordan Schakel) and two seniors (Devin Watson and Jeremy Hemsley).
- The Aztecs have a wealth of experience in the backcourt with a pair of seniors, **Devin Watson** and **Jeremy Hemsley**.
- **Watson**, who is in his third year with the program after playing two seasons at the Univ. of San Francisco, is second on the team this

'18-19 MW PRESEASON POLL

Rk. School (1st-Place Votes)

1.	Nevada — 207 (18)
2.	► San Diego State — 188 (1)
3.	New Mexico — 153
4.	Boise State — 139
5.	Fresno State — 138
6.	UNLV — 122
7.	Wyoming — 88
8.	Colorado State — 80
9.	Utah State — 78
10.	Air Force — 42
11.	San José State — 19

MOUNTAIN WEST STANDINGS

Since start of 2008-09 season, Mountain West conference and tournament games only.

Rk.	School	W	L	Pct.	GB
1.	► San Diego State	151	58	.722	-
2.	New Mexico	129	72	.642	18.0
3.	Fresno State	74	55	.574	37.0
4.	Nevada	73	55	.570	37.5
5.	Boise State	80	63	.559	38.0
6.	UNLV	106	95	.527	41.0
7.	Utah State	55	58	.487	48.0
8.	Colorado State	95	102	.482	51.5
9.	Wyoming	76	119	.390	68.0
10.	Air Force	54	141	.277	90.0
11.	San José State	13	93	.123	86.5

LAST MEETING VS. UTAH STATE

Utah State	FG	3FG	FT	R	F	TP	A	TO	B	S	MP
Taylor	* 1-6	0-2	2-3	3	0	4	2	0	0	0	28
Queta	* 3-9	0-0	0-2	10	3	6	3	3	3	1	34
Merrill	* 10-20	6-12	9-10	1	5	35	0	1	0	0	35
Porter	* 3-6	2-3	0-0	6	5	8	4	1	0	0	32
Miller	* 1-6	1-5	0-0	4	2	3	1	1	0	0	23
Knight	1-1	0-0	0-0	0	2	2	1	2	0	0	4
Brown Jr.	0-0	0-0	0-0	0	0	0	0	1	0	0	2
Bean	0-1	0-0	0-0	4	3	0	0	0	0	1	13
Brito	1-2	1-2	2-2	3	2	5	1	3	0	1	29
Team				4							
Totals	20-51	10-24	13-17	35	22	63	12	12	3	3	200

SDSU	FG	3FG	FT	R	F	TP	A	TO	B	S	MP
McDaniels	* 6-13	3-5	1-2	7	2	16	3	2	0	1	36
Mitchell	* 4-11	1-4	1-1	4	3	10	2	3	0	2	25
Mensah, N.	* 3-6	0-0	4-4	10	3	10	2	1	3	0	32
Watson	* 5-15	2-6	11-14	4	2	23	3	1	0	0	37
Hemsley	* 3-7	0-3	0-0	2	3	6	1	1	1	2	28
Seiko	1-2	1-2	0-0	1	2	3	1	0	0	0	13
Arop	0-1	0-0	0-0	5	0	0	2	0	0	0	20
Narain	0-3	0-1	0-0	1	2	0	1	0	0	0	7
Mensah, J.	0-1	0-0	0-0	1	0	0	0	0	0	0	2
Team				3							
Totals	22-59	7-21	17-21	38	17	68	15	8	4	5	200

Halftime: San Diego State 33, Utah State 29. **FG%:** Utah State 39.2, San Diego State 37.3. **3FG%:** Utah State 41.7, San Diego State 33.3. **FT%:** San Diego State 81.0, Utah State 76.5. **Officials:** Michael Irving, Tom O'Neill, Brad Ferrie. **Technical:** None.

MOST MW MBB COACHING TITLES

Rk.	Team	MW Titles
1.	► Steve Fisher, San Diego State	10
2.	Steve Alford, New Mexico	6
3.	Dave Rose, Brigham Young	4
4.	Steve Cleveland, Brigham Young	3
	Eric Musselman, Nevada	3

SDSU CAREER LEADERS

POINTS

Rk.	Player	Years	GP	Points
1.	Brandon Heath	04-05-06-07	125	2,189
2.	Michael Cage	81-82-83-84	112	1,846
3.	Anthony Watson	83-84-85-86	110	1,735
4.	Chase Tapley	10-11-12-13	134	1,526
5.	Tony Pinkins	55-56-57	82	1,475
6.	Trey Kell	15-16-17-18	134	1,403
7.	Winston Shepard	13-14-15-16	139	1,401
8.	Bob Brady	52-53-54	74	1,389
9.	► Jeremy Hemsley	16-17-18-19	126	1,326
10.	Steve Copp	73-74-75-76	93	1,307
11.	Billy White	08-09-10-11	134	1,294
12.	Al Skalecky	66-67-68	82	1,271
13.	Tony Ross	87-88-89	85	1,259
14.	Xavier Thames	12-13-14	97	1,232
15.	Kyle Spain	06-07-08-09	115	1,230
16.	Chad Nelson	94-95-96-97	112	1,225
17.	Marcus Slaughter	04-05-06	87	1,211
18.	Lorenzo Wade	07-08-09	92	1,200

ASSISTS

Rk.	Player	Years	GP	Assists
1.	Tony Gwynn	78-79-80-81	107	590
2.	Richie Williams	06-07-08-09	127	479
3.	Chad Nelson	94-95-96-97	112	412
4.	Brandon Heath	04-05-06-07	125	394
5.	Mark Delsman	74-75-76-77	109	376

15.	Ray Leary	74-75-76	76	279
16.	Lorenzo Wade	07-08-09	92	275
17.	Mike Dodd	76-77-78-79	91	271
18.	Creon Dorsey	85-86	59	263
19.	► Jeremy Hemsley	16-17-18-19	126	262
20.	Bryan Williams	88-89	48	243
21.	Michael Best	89-90	56	238
22.	Tony Bland	02-03	63	213

THREE-POINT FIELD GOALS

Rk.	Player	Years	GP	3FGM
1.	Brandon Heath	04-05-06-07	125	281
2.	Tony Ross	87-88-89	85	270
3.	Chase Tapley	10-11-12-13	134	223
4.	D.J. Gay	08-09-10-11	140	219
5.	John Sharper	03-04-05-06	119	166
6.	Trey Kell	15-16-17-18	134	150
7.	► Jeremy Hemsley	16-17-18-19	126	144
8.	Matt Shrigley	14-15-16-17	113	138
9.	Jason Richey	97-98	52	136
10.	Kyle Spain	06-07-08-09	115	130
11.	James Rahon	11-12-13	100	129
12.	Chad Nelson	94-95-96-97	112	122

season in scoring (16.3), and leads the team in minutes played (34.0), assists (4.6) and has connected on 69-of-178 attempts from beyond the arc (38.8 percent). He is one of only six players in the nation to average at least 16.0 points, 4.5 assists, 2.5 three-point field goals per game this season.

- **Hemsley** has played extensively for San Diego State the last four seasons, logging 127 games and 88 starts. He is averaging 30.0 minutes (second on the team), 9.2 points, and is considered the team's best defender.
- A majority of the time, the other three starters come from the Aztecs' sensational sophomore class of **Jalen McDaniels**, **Matt Mitchell** and **Jordan Schakel**. The group has been sensational to date and is a major reason why Aztec fans are excited about the future.
- **Mitchell** has six career games with 20 or more points, three of them coming in the last 18 games. He also has recorded nine games with at least three assists this season. For the year, he is averaging 10.6 points, good for third on the team, with 4.0 rebounds and 2.0 assists per contest. He has attempted 82 free throws and at one point made 15 straight.
- **Schakel** has already surpassed his offensive production from his entire freshman season. The sophomore is averaging 8.0 points, 3.8 rebounds and has connected on 36-of-82 three-point field goals this season (43.9 percent). He has 167 points this season after scoring 106 points in 33 games last season.
- After spending the summer working out for NBA teams, **McDaniels** has returned to campus with an improved jumper and a more consistent and well-rounded game. The sophomore has scored in double-digits in 27 of his last 28 games. He leads the team in scoring (16.9) and rebounding (8.3) and has played particularly well of late, averaging 18.9 points, 9.2 rebounds and shooting 50.4 percent from the field over his last 16 games. He has recorded seven double-doubles in his last 13 games.
- SDSU has five freshmen on the roster, with two contributing significantly. True freshman forward **Nathan Mensah** is averaging 11.3 points and 11.4 rebounds per 40 minutes of action and has started the last 13 games. He posted his first career double-double with 10 points and 10 rebounds in the win against Utah State. Only 12 players in the nation have more rebounds than he does (144) in fewer minutes (505). He has played at least 10 minutes in all 25 games.
- Redshirt freshman guard **Adam Seiko** has seen action in 26 games and is averaging 13.3 minutes per appearance. He has just 16 turnovers in 346 minutes of action this season and has shown the ability to hit the three-pointer, going 16-for-39 from bonus distance (41.0 percent).

SEASON SCENE SETTER

- Dutcher welcomes back three returning starters in redshirt sophomore forward **Jalen McDaniels** (2018 all-MW third team by media, honorable mention by coaches) sophomore forward **Matt Mitchell** and senior guard **Devin Watson**. The trio played in all 33 games a year ago with Watson starting every game, Mitchell receiving the opening nod 32 times (starting the final 31 outings) and McDaniels starting 21 of the final 22 contests (did not start on Senior Night).
- The aforementioned threesome ranked No. 2, 3 and 4 in scoring in 2017-18 with Watson leading the way at 12.2 points and falling seven points shy of tying outgoing senior Malik Pope for the team lead in the category. Mitchell and McDaniels, meanwhile, each finished with 10.5 scoring averages.
- SDSU returns from last year its leader in rebounding average (McDaniels - 7.5), assists (Watson - 124), steals (Mitchell - 36), field-goal percentage (McDaniels - .586), free-throw percentage (McDaniels - .788), three-point field-goal percentage (Watson - .389), three-pointers (Mitchell and Watson - 49) and minutes (Watson - 1,031).
- Senior guard **Jeremy Hemsley** and junior forward **Nolan Narain** are back for their respective seasons after receiving the starting nod at different times throughout the 2017-18 campaign. Hemsley (7.3 ppg, 1.22 a/to) played in 32 of 33 games last year, starting seven times, and enters '18-19 with 63 starting assignments in 101 career games, which is the most on the active roster. Narain, meanwhile, started once in 23 games and averaged career highs in every category (4.7 ppg, 2.0 rpg, .688 FG).
- Sophomore guard **Jordan Schakel** returns as one of the team's top three-point threats. Hailing from Torrance, Schakel ranked fourth on the team last year in three-point makes (27) and percentage (.346; min. 40 3FGA), while playing in all 33 games (13.8 mpg). Schakel averaged 3.2 points and 2.1 rebounds, and took great care of the ball, committing just nine turnovers in 455 minutes. In fact, he only had one multi-turnover game all season and finished the year with 26 straight one-turnover-or-less outings.

THE PROGRAM (through the games of Wed., Feb. 20)

- Head coach **Brian Dutcher** is in his second season at the helm after guiding San Diego State to a 22-11 record in 2017-18. He was the only first-year head coach to lead his team to the NCAA tournament in 2018. In 96 previous seasons of Aztec basketball, no head coach had won more games and/or won a conference title in his first year until Dutcher accomplished the feat.
- San Diego State had advanced to the NCAA tournament seven times in the last nine seasons, making Sweet 16 appearances in both 2011 and 2014. Only 26 schools nationally have played in at least seven of the last nine NCAA tournaments.
- The Aztecs' NCAA appearance in 2018 was their first since 2015, and their 12th postseason berth in the last 13 years (8 NCAA, 4 NIT).
- SDSU claimed its Mountain West-leading 11th conference title last year and broke a tie with New Mexico by claiming its fifth MW tournament crown. The Aztecs, who played in their fourth Mountain West championship game in the last five seasons, won the tourney for the first time since 2011.
- San Diego State has been one of the elite programs in the nation since the start of the 2010-11 season, posting a cumulative record of 227-80. SDSU's .739 winning percentage is the 15th-best nationally over the last nine years.
- SDSU enters the this season having won at least 20 games and advanced to the postseason in 12 of the last 13 years (8 NCAA, 4 NIT). In the last 13 seasons, the Aztecs have averaged 25.2 victories.
- The Aztecs have won the Mountain West regular-season crown (outright or shared) five times in the last eight years.
- San Diego State has won at least 19 games in 13 consecutive seasons.

LAST TIME OUT

San Diego State 60, UNLV 59

Feb. 23, 2019 ♦ Las Vegas, Nev. ♦ Thomas & Mack Center ♦ Att.: 10,427

LAS VEGAS — Jalen McDaniels had 16 points, Matt Mitchell added 15 and San Diego State narrowly defeated UNLV 60-59 on Saturday night. The victory was the fifth straight this season for San Diego State, who is now 14-1 against the Runnin' Rebels in its last 15 meet-

ings.

Mitchell made three free throws with 1:26 remaining to give the Aztecs a 60-58 lead, and Amauri Hardy split a pair of free throws with 1:02 left to cap the scoring. The Runnin' Rebels had the final possession, but Nick Blair missed a 3-pointer at the buzzer.

Watson added 13 points for San Diego State (18-9, 10-4 Mountain West Conference), which won its eight of the last nine games.

Noah Robotham had 18 points for UNLV (15-12, 9-6). Kris Clyburn added 15 points. Hardy had 11 points and nine rebounds. The Runnin' Rebels' 23 points in the first half were a season low for the team.

The Aztecs improve to 2-0 against the Runnin' Rebels for the season. San Diego State defeated UNLV 94-77 on Jan. 26.

Since the start of the 2008-09 campaign, San Diego State has 13 road victories at UNLV. That is the most road wins by any team in the nation at any other opponent. In addition, since the start of the 2008-09 season, San Diego State has 26 victories at Thomas & Mack Center, which are tied for the most wins by any Division I team at a venue other than its home arena in that time frame (Kansas has 26 wins at the Sprint Center and Villanova is third with 25 wins at Madison Square Garden).

The Aztecs have swept the regular-season meetings with the Rebels in five of the last six seasons (2014, 2015, 2016, 2017 and 2019; in 2014, 2015 and 2017 the Aztecs won a Mountain West Conference tourney meeting).

NOTING THE UNLV GAME

Big Notes

- San Diego State extends its season long win streak to five games.
- The Aztecs have won eight of their last nine games (8-1).
- SDSU has won consecutive road games for the first time this season and has now won three of its last four road games.
- Since the start of the 2008-09 season, San Diego State has 26 victories at Thomas & Mack Center. That is tied for the most wins by any Division I team at a venue other than its home arena in that time frame (Kansas has 26 wins at the Sprint Center and Villanova is third with 25 wins at Madison Square Garden).
- Since the start of the 2008-09 campaign, San Diego State has 13 road victories at UNLV. That is the most road wins by any team in the nation at any other opponent.
- In the Brian Dutcher era, SDSU is 13-1 in games played after Feb. 12.

Team Notes

- San Diego State sweeps the regular-season series with UNLV and has now won 14 of its last 15 meetings with the Runnin' Rebels.
- The Aztecs have swept the regular-season meetings with the Rebels in five of the last six seasons (2014, 2015, 2016, 2017 and 2019; in 2014, 2015 and 2017 the Aztecs won a Mountain West Conference tourney meeting).
- Brian Dutcher improves to 3-1 in his head coaching career against UNLV and 4-1 in games played in Thomas & Mack Center.
- SDSU is 8-1 in its last nine road games at UNLV. The Aztecs have the most visiting victories (8) in Thomas & Mack Center since March 5, 2014 (no other team has more than five).
- Since Jan. 1, 2013, San Diego State owns a 15-6 record against UNLV in Thomas & Mack Center. The rest of the nation is a combined 53-195.
- San Diego State trims UNLV's overall advantage in the series to 36-35. At one point, the Aztecs were 6-26 after the first 32 meetings between the teams.
- Brian Dutcher has been on the sidelines for 31 of San Diego State's 35 victories over UNLV.
- Senior guard Jeremy Hemsley has played in eight San Diego State victories over UNLV.
- In the last 15 days San Diego State is 5-0 and has won four games in which the Aztecs were an underdog according to KenPom.
- Jalen McDaniels extended his personal-best double-figure scoring streak to 16 consecutive games.

Game Notes

- San Diego State's 1-point margin of victory was its first of the season, first in the Brian Dutcher era and first since a 60-59 victory over Long Beach State on Dec. 10, 2014.
- San Diego State held UNLV to a season low 32.7 percent from the field. Since the 2000-01 season, the Aztecs are 71-1 when holding the opposition to 32.7 percent or less from the field.
- San Diego State won despite scoring only 60 points. It marks the lowest point total in a win for the Aztecs this season.
- A couple things happened that normally trend bad for the Aztecs. SDSU was outrebounded (41-40) and is now 5-8 when outrebounded by its opponent. In addition, the Aztecs committed more turnovers (13-12) and is now 6-6 this season when that occurs.
- San Diego State improves to 15-4 this season when leading at the half. The Aztecs have won four straight games when owning an advantage after 20 minutes.
- SDSU is 28-1 under Brian Dutcher when holding its opponent to 45 percent or less from the field and 35 percent or less from three-point range.
- The Aztecs are 36-4 the last 40 times they have had a field goal percentage advantage.
- The Aztecs won, despite trailing with five minutes to play. It snaps a 25-game losing streak in that situation.

Player Notes

- **Jalen McDaniels – team-high 16 points, 5 rebounds, 1 assist**
Extended his personal-best streak of consecutive double-digit scoring games to 16 straight games... Has 26 double-figure scoring games this season and 46 in his career. Led the Aztecs in scoring for the 11th time this season and the 20th time in his career.
- **Matt Mitchell – 15 points, 5 rebounds, 7-7 FTs, 0 turnovers**
The Aztecs are 11-1 when Mitchell scores 15+ points in his career... San Diego State improves to 14-3 this season when scoring 9+ points... Reached double figures for the 14th time this season and the 34th time in his career... Scored 13 or more points in two of his last three games... Has 21 rebounds in his last three games... Made all seven of his free throw attempts, including 5-for-5 in the final five minutes of the game... Last three games: 14-15 FTs.
- **Devin Watson – 13 points, 4 rebounds, team-high 4 assists, team-high 3 steals**
Extended his career-long streak of consecutive games with at least 13 points to 11 games... Tied his season-high with three steals...

SDSU CAREER LEADERS

POINTS

Rk.	Player	Years	GP	Points
1.	Brandon Heath	04-05-06-07	125	2,189
2.	Michael Cage	81-82-83-84	112	1,846
3.	Anthony Watson	83-84-85-86	110	1,735
4.	Chase Tapley	10-11-12-13	134	1,526
5.	Tony Pinkins	55-56-57	82	1,475
6.	Trey Kell	15-16-17-18	134	1,403
7.	Winston Shepard	13-14-15-16	139	1,401
8.	Bob Brady	52-53-54	74	1,389
9.	► Jeremy Hemsley	16-17-18-19	126	1,326
10.	Steve Capp	73-74-75-76	93	1,307
11.	Billy White	08-09-10-11	134	1,294
12.	Al Skalecky	66-67-68	82	1,271
13.	Tony Ross	87-88-89	85	1,259
14.	Xavier Thames	12-13-14	97	1,232
15.	Kyle Spain	06-07-08-09	115	1,230
16.	Chad Nelson	94-95-96-97	112	1,225
17.	Marcus Slaughter	04-05-06	87	1,211
18.	Lorenzo Wade	07-08-09	92	1,200

ASSISTS

Rk.	Player	Years	GP	Assists
1.	Tony Gwynn	78-79-80-81	107	590
2.	Richie Williams	06-07-08-09	127	479
3.	Chad Nelson	94-95-96-97	112	412
4.	Brandon Heath	04-05-06-07	125	394
5.	Mark Delsman	74-75-76-77	109	376

15.	Ray Leary	74-75-76	76	279
16.	Lorenzo Wade	07-08-09	92	275
17.	Mike Dodd	76-77-78-79	91	271
18.	Creon Dorsey	85-86	59	263
19.	► Jeremy Hemsley	16-17-18-19	126	262
20.	Bryan Williams	88-89	48	243
21.	Michael Best	89-90	56	238
22.	Tony Bland	02-03	63	213

THREE-POINT FIELD GOALS

Rk.	Player	Years	GP	3FGM
1.	Brandon Heath	04-05-06-07	125	281
2.	Tony Ross	87-88-89	85	270
3.	Chase Tapley	10-11-12-13	134	223
4.	D.J. Gay	08-09-10-11	140	219
5.	John Sharper	03-04-05-06	119	166
6.	Trey Kell	15-16-17-18	134	150
7.	► Jeremy Hemsley	16-17-18-19	126	144
8.	Matt Shrigley	14-15-16-17	113	138
9.	Jason Richey	97-98	52	136
10.	Kyle Spain	06-07-08-09	115	130
11.	James Rahon	11-12-13	100	129
12.	Chad Nelson	94-95-96-97	112	122

Led the Aztecs in assists for the 20th time this season and the 31st time in his career.

■ **Jordan Schakel – 9 points, team-high 6 rebounds, 3-6 3FGs**

Scored nine points, his highest offensive scoring output since 10 at home against New Mexico (1-15-19)... Had missed six of the last eight games prior to this contest, playing a total of 31 minutes during that stretch... He played 27 minutes tonight... Made 5-of-8 three-point field goals over the last two games... San Diego State is 7-2 this season when he scores at least nine points.

PRESEASON MOUNTAIN WEST POLL

- San Diego State has been picked second in the annual Mountain West preseason media poll.
- The preseason favorite, according to the media that regularly cover the conference, is Nevada, which won the 2017-18 regular-season title. The Wolf Pack earned 207 points and 18 first-place votes to finish in front of SDSU, the reigning Mountain West tournament champions who garnered 188 points and one first-place tally.
- The Aztecs won the MW tournament crown a season ago when they beat New Mexico in the final. The Lobos' run to the championship game set them up for a third-place finish in this year's preseason poll. UNM picked up 153 points to finish ahead of fourth-place Boise State (139 points) and fifth-place Fresno State (138).
- UNLV (6th; 122 points), Wyoming (7th; 88) and Colorado State (8th; 80) were the next three teams to fall in line behind the Bulldogs with Utah State (9th; 78), Air Force (10th; 42) and San José State (11th; 19) rounding out the poll.
- SDSU has finished either first or second in the Mountain West preseason poll and received at least one first-place vote in each of the last five years. It is also the 10th time in 20 seasons the Aztecs have been picked first or second in the poll. All 10 times, additionally, have occurred in the last 14 years.
- Despite being considered the second-best team in the league, San Diego State did not have a player voted to the preseason all-conference team or as one of the of-the-year award winners (player, freshman, newcomer).
- The Aztecs are set to return three of their top four scorers from last season (Devin Watson, Matt Mitchell, Jalen McDaniels) and four of their top six (Watson, Mitchell, McDaniels, Jeremy Hemsley) off a 2017-18 team that went 22-11, won their Mountain West-high 11th conference title and advanced to the NCAA tournament for the seventh time in the last nine years.

SDSU BROADCAST ROSTER

San Diego State at Utah State | Dee Glen Smith Spectrum | Logan, Utah | Feb. 26, 2019



0
DEVIN WATSON

Guard
6-1, 183, Senior-1L
Oceanside, Calif.
Univ. of San Francisco

PPG: 16.3 RPG: 3.1 APG: 4.6
FG%: 42.2 3FG: 38.8 FT%: 75.2



2
ADAM SEIKO

Guard
6-3, 195, Freshman-RS
Boston, Mass.
Sierra Canyon High (Calif.)

PPG: 2.5 RPG: 1.1 APG: 0.7
FG%: 41.0 3FG: 42.4 FT%: 76.9



3
AGUEK AROP

Forward
6-6, 220, Freshman-HS
Omaha, Neb.
Omaha South High

PPG: 3.3 RPG: 2.7 APG: 0.8
FG%: 47.8 3FG: 23.1 FT%: 64.0



4
MICHAEL SOHIKISH

Guard
5-9, 160, Senior-SQ
San Diego, Calif.
University City High

PPG: 0.4 RPG: 0.1 APG: 0.4
FG%: 1/6 3FG: 0/3 FT%: 2/2



5
JALEN MCDANIELS

Forward
6-10, 195, Sophomore-1L
Federal Way, Wash.
Federal Way High

PPG: 16.9 RPG: 8.3 APG: 2.2
FG%: 48.3 3FG: 31.7 FT%: 73.5



11
MATT MITCHELL

Forward
6-6, 230, Sophomore-1L
Riverside, Calif.
Roosevelt High


PPG: 10.6 RPG: 4.0 APG: 2.0
FG%: 42.4 3FG: 31.7 FT%: 78.0



20
JORDAN SCHAKEL

Guard
6-6, 200, Sophomore-1L
Torrance, Calif.
Bishop Montgomery High

PPG: 8.0 RPG: 3.8 APG: 1.1
FG%: 45.5 3FG: 43.9 FT%: 83.8



23
ED CHANG

Forward
6-8, 215, Freshman-HS
Papillion, Neb.
Garfield High (Wash.)

PPG: 1.5 RPG: 0.8 APG: 0.4
FG%: 35.7 3FG: 38.5 FT%: 2/2



24
NOLAN NARAIN

Forward
6-10, 230, Junior-2L
Hamilton, Ontario, Canada
La Lumiere School (Ind.)


PPG: 3.1 RPG: 2.5 APG: 0.6
FG%: 50.8 3FG: 30.0 FT%: 47.4



31
NATHAN MENSAH

Forward
6-10, 225, Freshman-HS
Labadi, Accra, Ghana
Findlay Prep (Nev.)

PPG: 5.3 RPG: 5.3 APG: 0.5
FG%: 58.2 3FG: 0/0 FT%: 71.2



35
JOEL MENSAH

Forward
6-10, 215, Freshman-HS
Korle Gonno, Accra, Ghana
JSerra Catholic High (Calif.)

PPG: 1.1 RPG: 0.9 APG: 0.0
FG%: 19.0 3FG: 0/0 FT%: 6/9



42
JEREMY HEMSLEY

Guard
6-3, 195, Senior-3L
Rancho Cucamonga, Calif.
Damien High

PPG: 9.2 RPG: 3.0 APG: 2.4
FG%: 42.6 3FG: 33.8 FT%: 66.7



HEAD COACH
BRIAN DUTCHER

- 2nd season as head coach
- 20th year at SDSU
- 1989 NCAA champion
- 3 NCAA title game appearances
- 17 NCAA tournament appearances
- 11-time Mountain West champion



ASSISTANT COACH
ROD PALMER



ASSISTANT COACH
DAVE VELASQUEZ



ASSISTANT COACH
JAY MORRIS



ASST. TO HEAD COACH
MARK FISHER

SDSU VS. UTAH STATE: MOUNTAIN WEST ERA

Team	Site/Date	FG-FGA	Pct	3P-3PA	Pct	FT-FTA	Pct	Off-Def	Tot	PF	AT	TO	BS	ST	1st-2nd	Pts
(7/7) SDSU at Utah State	A 1/25/14	25-60 29-55	.417 .527	4-15 9-18	.267 .500	20-29 2-7	.690 .286	12-21 9-27	33 36	14 25	8 21	6 17	5 3	11 1	28-29-17 24-33-12	74 69
at (6/7) SDSU Utah State	H 2/18/14	25-58 17-50	.431 .340	5-13 5-13	.385 .385	5-9 6-9	.556 .667	9-24 8-24	33 32	12 16	14 8	9 15	5 4	6 7	35-25 22-23	60 45
(8/7) SDSU vs. Utah State	N 3/13/14	31-59 12-41	.525 .293	7-17 1-10	.412 .100	4-7 14-21	.571 .667	10-25 7-20	35 27	16 13	19 6	7 14	3 3	11 4	36-37 15-24	73 39
at SDSU Utah State	H 1/31/15	24-55 14-48	.436 .292	9-18 6-17	.500 .353	5-8 8-17	.625 .471	10-27 13-24	37 37	13 12	17 11	14 19	4 3	10 1	21-41 14-28	82 67
SDSU at Utah State	A 1/2/16	27-62 19-47	.435 .404	6-17 5-20	.353 .250	10-20 24-29	.500 .828	16-23 5-25	39 30	23 19	13 7	12 11	3 5	8 5	39-31 36-31	70 67
at SDSU Utah State	H 1/23/16	24-53 22-60	.453 .367	5-16 7-24	.313 .292	17-22 4-7	.773 .571	12-25 13-20	37 33	12 20	13 10	13 12	6 4	7 8	37-33 32-23	70 55
SDSU vs. Utah State	N 3/10/16	23-58 20-48	.397 .417	6-15 6-17	.400 .353	19-30 19-30	.633 .633	13-20 12-28	33 40	18 21	10 12	6 9	6 4	2 5	36-35 35-30	71 65
at SDSU Utah State	H 1/14/17	28-49 19-50	.571 .380	10-24 7-16	.417 .438	8-13 10-14	.615 .714	5-23 8-18	28 26	16 16	14 8	11 13	4 0	6 4	41-33 34-21	74 55
SDSU at Utah State	A 2/15/17	23-56 22-52	.411 .423	8-22 6-20	.364 .300	12-19 12-19	.632 .632	7-26 7-29	33 36	17 14	11 17	9 15	4 3	8 4	32-34 29-33	66 62
at SDSU Utah State	H 12/30/17	29-65 21-48	.446 .438	8-23 9-24	.348 .375	13-20 8-9	.650 .889	12-24 4-23	36 27	12 19	14 10	10 19	2 6	7 3	43-36 29-30	79 59
at SDSU Utah State	H 2/9/18	22-59 20-51	.373 .392	7-21 10-24	.333 .417	17-21 13-17	.810 .765	14-24 9-26	38 35	17 22	15 12	8 12	4 3	5 3	33-35 29-34	68 63

2018-19 SAN DIEGO STATE ALPHABETICAL ROSTER

No.	Name	Pos.	Ht.	Wt.	Yr.	Exp.	Most Recent Div. I Season			Hometown (High School/Previous School)
							PPG	RPG	APG	
3	Aguek Arop	F	6-6	220	Fr.	HS	--	--	--	Omaha, Neb. (Omaha South High)
23	Ed Chang	F	6-8	215	Fr.	HS	--	--	--	Papillion, Neb. (Garfield High (Wash.))
13	Caleb Giordano	G	6-3	190	So.	JC	--	--	--	La Mesa, Calif. (Great Oak High/San Diego Miramar College)
42	Jeremy Hemsley	G	6-3	195	Sr.	3L	7.3	1.7	2.1	Rancho Cucamonga, Calif. (Damien High)
5	Jalen McDaniels	F	6-10	195	So.	1L	10.5	7.5	0.9	Federal Way, Wash. (Federal Way High)
35	Joel Mensah	F	6-10	215	Fr.	HS	--	--	--	Accra, Ghana (JSerra Catholic High (Calif.))
31	Nathan Mensah	F	6-10	225	Fr.	HS	--	--	--	Accra, Ghana (Findlay Prep (Nev.))
11	Matt Mitchell	F	6-6	240	So.	1L	10.5	4.0	1.7	Riverside, Calif. (Roosevelt High)
24	Nolan Narain	F	6-10	225	Jr.	2L	4.7	2.0	0.3	Hamilton, Ontario, Canada (La Lumiere School (Ind.))
20	Jordan Schakel	G	6-6	200	So.	1L	3.2	2.1	0.6	Torrance, Calif. (Bishop Montgomery High)
2	Adam Seiko	G	6-3	195	Fr.	RS	--	--	--	Boston, Mass. (Sierra Canyon High (Calif.))
4	Michael Sohikish	G	5-9	160	Sr.	SQ	0.7	0.2	0.2	San Diego, Calif. (University City High)
0	Devin Watson	G	6-1	183	Sr.	1L	12.2	2.6	3.8	Oceanside, Calif. (El Camino High/San Francisco)

2018-19 SAN DIEGO STATE NUMERICAL ROSTER

No.	Name	Pos.	Ht.	Wt.	Yr.	Exp.	Most Recent Div. I Season			Hometown (High School/Previous School)
							PPG	RPG	APG	
0	Devin Watson	G	6-1	183	Sr.	1L	12.2	2.6	3.8	Oceanside, Calif. (El Camino High/San Francisco)
2	Adam Seiko	G	6-3	195	Fr.	RS	--	--	--	Boston, Mass. (Sierra Canyon High (Calif.))
3	Aguek Arop	F	6-6	220	Fr.	HS	--	--	--	Omaha, Neb. (Omaha South High)
4	Michael Sohikish	G	5-9	160	Sr.	SQ	0.7	0.2	0.2	San Diego, Calif. (University City High)
5	Jalen McDaniels	F	6-10	195	So.	1L	10.5	7.5	0.9	Federal Way, Wash. (Federal Way High)
11	Matt Mitchell	F	6-6	240	So.	1L	10.5	4.0	1.7	Riverside, Calif. (Roosevelt High)
13	Caleb Giordano	G	6-3	190	So.	JC	--	--	--	La Mesa, Calif. (Great Oak High/San Diego Miramar College)
20	Jordan Schakel	G	6-6	200	So.	1L	3.2	2.1	0.6	Torrance, Calif. (Bishop Montgomery High)
23	Ed Chang	F	6-8	215	Fr.	HS	--	--	--	Papillion, Neb. (Garfield High (Wash.))
24	Nolan Narain	F	6-10	225	Jr.	2L	4.7	2.0	0.3	Hamilton, Ontario, Canada (La Lumiere School (Ind.))
31	Nathan Mensah	F	6-10	225	Fr.	HS	--	--	--	Accra, Ghana (Findlay Prep (Nev.))
35	Joel Mensah	F	6-10	215	Fr.	HS	--	--	--	Accra, Ghana (JSerra Catholic High (Calif.))
42	Jeremy Hemsley	G	6-3	195	Sr.	3L	7.3	1.7	2.1	Rancho Cucamonga, Calif. (Damien High)

Head Coach:

Brian Dutcher (Minnesota, 1982), Second Season (20th Season Overall at SDSU)

Assistant Coaches:

Rod Palmer (UC Irvine, 1990), First Season

David Velasquez (San Diego State, 2007), Sixth Season (17th Season Overall at SDSU)

Jay Morris (Cal State Dominguez Hills, 2010), First Season

Assistant to the Head Coach:

Mark Fisher (Michigan, 2001), Sixth Season (17th Season Overall at SDSU)

Assistant A.D.-Director of Operations:

Matt Soria (San Diego State, 2002), 12th Season (19th Season Overall at SDSU)

Director of Player Development:

JD Pollock (Kennesaw State, 2009), Second Season

ELIGIBLE IN 2019-20

No.	Name	Pos.	Ht.	Wt.	Yr.	Exp.	Most Recent Div. I Season			Hometown (High School/Previous School)
							PPG	RPG	APG	
22	Malachi Flynn	G	6-2	180	Jr.	TR	15.8	3.4	4.3	Tacoma, Wash. (Bellarmine Prep/Washington State)

PRONUNCIATIONS

Aguek Arop

uh-GWUK uh-rope

Jordan Schakel

Jordan SHACK-kull

Malachi Flynn

MAL-uh-ky Flynn

Adam Seiko

Adam SAY-ko

Michael Sohikish

Michael so-HE-kish



BRIAN DUTCHER

Head Coach • 40-20 record as head coach at San Diego State and overall

2nd Season • 20th Season Overall at SDSU • Minnesota, 1982

Brian Dutcher, a long-time San Diego State men's basketball assistant coach, is entering his second season as head coach after a first year in which he led the Aztecs to their Mountain West-high 11th conference title and back to the NCAA tournament for the first time since 2015. Dutcher, who took over the helm of the program following Steve Fisher's retirement announcement on April 11, 2017, was on The Mesa for all of Fisher's 18 seasons. He held the title of associate head coach/head coach in waiting for six years and is the program's 15th head coach.

Over the course of his time at San Diego State, Dutcher helped the Aztecs reach the postseason 14 times, including nine trips to the NCAA tournament, win a conference-best 11 Mountain West titles and record 13 seasons of at least 20 victories.

Since 2008-09, Dutcher and SDSU twice advanced to the NCAA Sweet 16 (2011, 2014) and NIT semifinal round (2009, 2016), won at least 25 games seven times and captured eight MW championships (five regular season, three tournament).

Dutcher arrived at SDSU shortly after Fisher was hired on March 26, 1999. In his first year in "America's Finest City," the Aztecs won only five games, but improved upon their win total from the season before. After that, San Diego State posted a 14-14 record in 2000-01, before winning the 2002 MW Championship, earning an NCAA tournament bid and finishing with a 21-12 record. The 2002-03 campaign saw SDSU receive an NIT invitation, which culminated in the program's first Division I postseason victory.

After helping attract the first McDonald's All-American to the 2002-03 squad, Dutcher assisted in securing the signatures of future starters and all-league performers Brandon Heath and Marcus Slaughter. The duo started their first two seasons on The Mesa, leading to the 2005-06 season that produced the school's first Mountain West regular-season and tournament title sweep.

The Aztecs advanced to the NCAA tournament and ultimately won a then-school-record 24 games. That appearance led to a string of 10 consecutive postseason berths.

From the 2006-07 campaign through 2008-09, San Diego State registered 20 or more wins and went to three straight NITs. In 2009, the Aztecs advanced to the NIT semifinals and broke the previous school record with 26 victories.

The run to the NIT semifinals was a springboard to the most successful run in SDSU basketball history. Led by future NBA first-round draft pick and NBA champion Kawhi Leonard, the 2009-10 Aztecs won the MW Championship, advanced to the NCAA tournament and fell four points shy of moving on to the second round before finishing with a 25-9 record.

The NCAA experience from the 2009-10 squad proved fruitful in 2010-11 when it returned all five starters, including Leonard, and a freshman named Jamaal Franklin, who would turn out to be a future MW Player of the Year and NBA draft selection. With Dutcher on staff, SDSU won its first 20 games of the year, shared the MW regular-season title and captured the MW tournament crown. The Aztecs moved on to the NCAA tournament as a No. 2 seed and won the program's first Division I NCAA tournament game. San Diego State, which was ranked as high as No. 4 and received first-place votes at one point in the season, advanced to the Sweet 16 and fell to the eventual national champion, finishing with a school-record 34 wins, a mark that still stands today. The Aztecs' also found themselves in the final top-25 polls, ranking sixth in the AP and 11th in the USA Today Coaches Poll.

Five months after SDSU's record-setting 2010-11 campaign, the University elevated Dutcher from associate head coach to associate head coach/head coach in waiting.

In his first season with his new title, Dutcher and the Aztecs advanced to the 2011-12 NCAA tournament as an at-large team and recorded 26 wins. The next season, SDSU was again an at-large selection to the 2013 NCAA tournament, moved on to the round of 32 for the second time in three years and finished with 23 victories.

Another NCAA Sweet 16 run was in the cards in Dutcher's third season as the head coach in waiting. The Aztecs opened the season by winning 21 of their first 22 games, including 20 in a row at one point, and were led by seniors Xavier Thames, who would become an NBA draft pick, and Josh Davis. SDSU won the program's second outright Mountain West regular-season title and later swept through two games in Spokane, Washington, to secure its second Sweet 16 appearance in four seasons. San Diego State compiled 31 wins and finished the season ranked 13th in the AP and 12th in the Coaches after rising to as high as fifth nationally in both polls.

The 2014-15 campaign saw the Aztecs spend their fifth straight season in the top 25. In the process of winning 27 games, San Diego State grabbed its second straight MW regular-season crown and earned an at-large invitation to the NCAA tournament where they defeated St. John's in the round of 64. One season later, the Aztecs found themselves in the NIT after winning the MW by three games with a 16-2 record. Nevertheless, San Diego State won three games and qualified for the NIT national semifinals, eventually logging 28 victories.

Last season, SDSU won six consecutive games to end the regular season and all three in the MW tournament to capture the program's 11th league crown to return to the NCAA tournament. Despite the NCAA first-round exit, SDSU finished the campaign with a 22-11 record, with the 22 wins representing the most by a first-year Aztec men's basketball head coach and the second-most among first-year coaches last season.

Before Dutcher arrived at San Diego State, he served as assistant coach and later associate head coach at Michigan under Fisher. He spent 10 seasons on the Wolverine staff, establishing himself as one of the nation's top assistant coaches. His first year in Ann Arbor was 1989 and resulted in a national title for Michigan as he assisted then-interim head coach Fisher on the bench.

The Bloomington, Minn., native led UM's recruiting efforts in 1990-91 when the Wolverines inked Juwan Howard, Ray Jackson, Jimmy King, Jalen Rose and Chris Webber. The "Fab Five" is considered perhaps the best recruiting class in NCAA history. Dutcher helped lead that group to nearly 100 wins, two berths in the NCAA championship game and a regional final over a four-year period. He was also on the Michigan staff for an NIT championship (1997).

Dutcher's recruiting prowess, however, was demonstrated by more than just the "Fab Five" haul. Michigan had the nation's top-ranked recruiting class in 1993-94 and in 1994-95, with a group that included Maurice Taylor and Jerod Ward. The accomplishment marked the first time that a university had the nation's top class in consecutive years, according to recruiting analyst Bob Gibbons.

Dutcher was born Oct. 30, 1959, in Alpena, Mich. He attended Jefferson High School in Bloomington, Minn., and went on to earn a bachelor's degree in physical education from Minnesota in 1982. While an undergraduate, he worked for his father, then-Gopher head coach Jim Dutcher. He then spent one season in the prep ranks at Apple Valley (Minn.) High School before becoming a graduate assistant at Illinois, where he earned his master's degree in physical education and athletic administration.

While in Champaign, Dutcher helped Lou Henson lead the Illini to a Big Ten championship, two appearances in the Sweet 16 and one regional final.

Dutcher's first full-time coaching job came at South Dakota State, where he spent three seasons helping turn around the Division II program before departing in 1988 for Michigan.

His final season in Ann Arbor ended with the Wolverines claiming the first-ever Big Ten Tournament championship.

Brian Dutcher Year-By-Year (Division I Only)

Year	School (Position)	Overall		Conference		Postseason; Championships
		W-L	Pct.	W-L	Pct.	
1988-89	Michigan (AC)	30-7	.811	12-6	.667	NCAA Champions
1989-90	Michigan (AC)	23-8	.742	12-6	.667	NCAA 2nd Round
1990-91	Michigan (AC)	14-15	.483	7-11	.389	NIT 1st Round
1991-92	Michigan (AC)	25-9	.735	11-7	.611	NCAA Runner-Up
1992-93	Michigan (AC)	31-5	.861	15-3	.833	NCAA Runner-Up
1993-94	Michigan (AC)	24-8	.750	13-5	.722	NCAA Regional Finalist
1994-95	Michigan (AC)	17-14	.548	11-7	.611	NCAA 1st Round
1995-96	Michigan (AC)	20-12	.625	10-8	.556	NCAA 1st Round
1996-97	Michigan (AC)	24-11	.686	9-9	.500	NIT Champions
1997-98	Michigan (AC)	25-9	.735	11-5	.688	NCAA 2nd Round; Big 10 Tournament
10 Seasons at UM		233-98	.704	111-67	.624	8 NCAAAs, 10 Postseason Appearances

Year	School (Position)	Overall		Conference		Postseason; Championships
		W-L	Pct.	W-L	Pct.	
1999-00	SDSU (Asst. HC)	5-23	.179	0-14	.000	
2000-01	SDSU (Asst. HC)	14-14	.500	4-10	.286	
2001-02	SDSU (Asst. HC)	21-12	.636	7-7	.500	NCAA 1st round; MW Tournament
2002-03	SDSU (Asst. HC)	16-14	.533	6-8	.429	NIT second round
2003-04	SDSU (Asst. HC)	14-16	.467	5-9	.357	
2004-05	SDSU (Asst. HC)	11-18	.379	4-10	.286	
2005-06	SDSU (Asst. HC)	24-9	.727	13-3	.813	NCAA 1st Round; MW RS, Tournament
2006-07	SDSU (Asst. HC)	22-11	.667	10-6	.625	NIT 2nd Round
2007-08	SDSU (Asst. HC)	20-13	.606	9-7	.563	NIT 1st Round
2008-09	SDSU (Asst. HC)	26-10	.722	11-5	.688	NIT Semifinals
2009-10	SDSU (Asst. HC)	25-9	.735	11-5	.688	NCAA 1st Round; MW Tournament
2010-11	SDSU (Asst. HC)	34-3	.919	14-2	.875	NCAA Sweet 16; MW RS, Tournament
2011-12	SDSU (HCiW)	26-8	.765	10-4	.714	NCAA 2nd Round; MW RS
2012-13	SDSU (HCiW)	23-11	.676	9-7	.563	NCAA 3rd Round
2013-14	SDSU (HCiW)	31-5	.861	16-2	.889	NCAA Sweet 16; MW RS
2014-15	SDSU (HCiW)	27-9	.750	14-4	.778	NCAA 3rd Round; MW Co-RS
2015-16	SDSU (HCiW)	28-10	.737	16-2	.889	NIT Semifinals; MW RS
2016-17	SDSU (HCiW)	19-14	.576	9-9	.500	
2017-18	SDSU (HC)	22-11	.667	11-7	.611	NCAA; MW Tournament
2018-19	SDSU (HC)	18-9	.667	10-4	.714	
19 Seasons at SDSU		426-229	.650	189-124	.604	9 NCAAAs, 14 Postseason Appearances

29-Season Career Totals	Overall		Conference		Postseason
	W-L	Pct.	W-L	Pct.	
	659-327	.668	300-192	.610	17 NCAAAs, 24 Postseason Appearances

CAREER HIGHS

Points

Career 13 vs. CS Dominguez Hills (12-12-18)

Rebounds

Career 5 vs. CS Dominguez Hills (12-12-18)

Assists

Career 2 at Colorado State (2-12-19)
2 vs. Air Force (1-30-19)
2 vs. New Mexico (1-5-19)
2 vs. CS Dominguez Hills (12-12-18)
2 vs. Xavier (11-20-18)

Field Goals

Career 3 vs. CS Dominguez Hills (12-12-18)

Field Goals Attempted

Career 4 vs. CS Dominguez Hills (12-12-18)

Three-Point Field Goals

Career 3 vs. CS Dominguez Hills (12-12-18)

Three-Point FG Attempted

Career 4 vs. CS Dominguez Hills (12-12-18)

Free Throws

Career 4 vs. CS Dominguez Hills (12-12-18)

Free Throws Attempted

Career 4 vs. UNLV (1-26-19)
4 vs. CS Dominguez Hills (12-12-18)
4 vs. Jackson State (11-27-18)
4 vs. (1/1) Duke (11-19-18)

Steals

Career 3 vs. Jackson State (11-27-18)

Blocked Shots

Career 1 at New Mexico (2-5-19)
1 at San José State (2-2-19)

Minutes Played

Career 23 at Boise State (1-5-19)
23 vs. CS Dominguez Hills (12-12-18)



2 • ADAM SEIKO

GUARD • 6-3 • 195 • FRESHMAN - RS
BOSTON, MASS. (SIERRA CANYON HIGH (CALIF.))

Quick Hits

- Pronounced SAY-ko.
- Made his collegiate debut against Arkansas-Pine Bluff in the opener on Nov. 6, scoring two points in 11 minutes.
- Redshirted last season.
- Rated a three-star player by Rivals at the time of his signing.
- Averaged 10.4 points (.430 3FG), 3.2 rebounds, 2.0 assists and 1.6 steals as a senior, according to MaxPreps.
- Helped SCHS to a 27-3 record (7-0 Gold Coast League), a No. 5 state ranking and a No. 15 national ranking in 2016-17, according to MaxPreps.

Season Highlights

- Is 14-for-33 (.424) from three-point range this season and 2-for-6 (.333) on two-point field goals.
- Has played at least 10 minutes in 20 of the 26 games he has played this season.
- Scored his first career collegiate bucket - a runner in the lane - in his first career game against Arkansas-Pine Bluff, playing 11 minutes total off the bench.
- Scored 13 points (4.3 avg.) off the bench in the three games (most points off the bench for SDSU) at the Maui Jim Maui Invitational, going 3-for-5 (.600) from three-point range... Posted eight points (2-2 3PG, 2-4 FT) against No. 1/1 Duke.
- Recorded three steals against Jackson State after not recording one over his first 58 minutes this season across five games, while adding a career-high three rebounds.
- Had career highs of 13 points, five rebounds and 23 minutes against Cal State Dominguez Hills, connecting on 3 of his 4 of his three-point field goal attempts and all four of his free throws.

2018-19 GAME-BY-GAME STATISTICS

Opponent	GS	FG	3FG	FT	O-D-R	PF	TP	A	TO	B	S	MP
Arkansas-Pine Bluff	1-2	0-1	0-0	0-0-0	0	2	0	0	0	0	0	11
Texas Southern	0-2	0-0	0-0	1-0-1	2	0	1	1	0	0	0	10
vs. (1/1) Duke	2-2	2-2	2-4	0-0-0	1	8	0	0	0	0	0	11
vs. Xavier	0-1	0-1	0-0	1-0-1	0	0	2	0	0	0	0	10
vs. Iowa State	1-2	1-2	2-2	0-0-0	1	5	0	1	0	0	0	16
Jackson State	0-0	0-0	3-4	0-3-3	1	3	1	1	0	3	3	15
at Illinois State	0-0	0-0	0-0	0-0-0	2	0	0	0	0	0	0	4
San Diego	0-2	0-1	0-0	0-0-0	1	0	0	0	0	0	1	11
at California	0-0	0-0	2-2	0-1-1	2	2	0	0	0	0	0	7
Cal State Dominguez Hills	3-4	3-4	4-4	0-5-5	1	13	2	1	0	0	0	23
Brigham Young	0-1	0-1	2-2	0-1-1	0	2	0	0	0	0	0	8
Brown	Did Not Play-CD											
CSUN	2-3	1-2	0-0	0-1-1	0	5	1	0	0	0	1	18
at Boise State	0-1	0-1	0-0	0-0-0	0	0	1	1	0	0	0	23
Wyoming	1-2	1-2	2-2	0-0-0	3	5	0	0	0	0	0	17
at Air Force	1-1	1-1	0-2	0-2-2	0	3	0	0	0	0	0	20
New Mexico	0-2	0-2	0-0	0-1-1	1	0	2	1	0	1	0	8
at Fresno State	1-2	1-2	0-0	0-3-3	1	3	1	1	0	0	0	18
UNLV	1-1	1-1	3-4	0-2-2	1	6	1	1	0	0	0	13
Air Force	1-2	1-2	0-0	0-4-4	0	3	2	2	0	2	2	15
at San José State	0-4	0-3	0-0	0-0-0	2	0	1	0	0	0	0	21
at New Mexico	0-0	0-0	0-0	0-1-1	0	0	1	0	1	0	1	15
Utah State	1-2	1-2	0-0	0-1-1	2	3	1	0	0	0	0	13
at Colorado State	1-2	1-2	0-0	0-1-1	0	3	2	2	0	0	0	17
Boise State	0-0	0-0	0-0	0-0-0	0	0	0	1	0	0	0	13
Nevada	0-1	0-1	0-0	1-0-1	1	0	0	1	0	1	1	4
at UNLV	0-0	0-0	0-0	0-0-0	1	0	0	2	0	0	0	5
at Utah State												
San José State												
Fresno State												
at Nevada												

MISCELLANEOUS STATS / SAN DIEGO STATE RECORD

Category	2018-19 Season	
	Games	SDSU W/L
Double-Figure Scoring	1	1-0
15-Point Games	0	0-0
Led SDSU in Scoring	0	0-0
Led SDSU in Rebounding	0	0-0
Led SDSU in Assists	0	0-0
Multiple Steals	2	2-0
One Turnover or Less	23	15-8
Consecutive Games	Current	Long
Consecutive Games Played	15	15
Scoring A Point	0	4
One Turnover or Less	0	18

► SEIKO CAREER STATISTICS

Year	G-GS	Min.-Avg.	FG-FGA	Pct.	3P-3PA	Pct.	FT-FTA	Pct.	OR	DR	Reb	Avg.	PF-D	AT	TO	BS	ST	Pts	Avg.
18-19	26-0	346-13.3	16-39	.410	14-33	.424	20-26	.769	3	26	29	1.1	23-0	19	16	1	8	66	2.5

CAREER HIGHS

Points

Career 11 vs. Brown (12-29-18)

Rebounds

Career 5 vs. Utah State (2-9-19)
5 vs. Brown (12-29-18)

Assists

Career 3 at Colorado State (2-12-19)

Field Goals

Career 4 vs. New Mexico (1-15-19)
4 vs. CS Dominguez Hills (12-12-18)

Field Goals Attempted

Career 8 vs. Brown (12-29-18)

Three-Point Field Goals

Career 1 vs. UNLV (1-26-19)
1 vs. New Mexico (1-15-19)
1 vs. Brown (12-29-18)

Three-Point FG Attempted

Career 2 vs. CSUN (1-1-19)

Free Throws

Career 4 vs. Brown (12-29-18)

Free Throws Attempted

Career 4 at Colorado State (2-12-19)
4 vs. Brown (12-29-18)
4 at Illinois State (12-1-18)

Steals

Career 4 at Colorado State (2-12-19)

Blocked Shots

Career 2 vs. Air Force (1-30-19)
2 vs. CSUN (1-1-19)

Minutes Played

Career 26 vs. Nevada (2-20-19)



3 • AGUEK AROP

FORWARD • 6-6 • 220 • FRESHMAN - HS
OMAHA, NEB. (OMAHA SOUTH PREP)

Quick Hits

- Pronounced uh-GWUK uh-ROPE.
- Made his collegiate debut in the 2018-19 opener against Arkansas Pine-Bluff.
- Named the 2016 Nebraska Gatorade Player of the Year after leading Omaha South Prep to a Class A state title and 28-1 record.
- In 2016-17, led Nebraska's Class A in points (17.1) and rebounds (9.8).
- Spent 2017-18 at The Skill Factory, a prep school outside of Atlanta, Ga., helping this team to a 44-6 record, averaging 21 points, 12 rebounds and four assists.

Season Highlights

- Has 67 rebounds in just 341 minutes this season (7.9 rebounds per 40 minutes).
- Played nine minutes in the opener against Arkansas Pine-Bluff, his first career collegiate game.
- Had four rebounds and his first two points against Texas Southern before fouling out in 14 minutes.
- Grabbed four rebounds with his first career block and steal vs. No. 1/1 Duke at the Maui Jim Maui Invitational in eight minutes.
- Had four rebounds against Jackson State, while adding a career-high two assists.
- Had seven points and four rebounds in 12 minutes at Illinois State (entered the game with four points in 52 minutes of action on the season).
- Posted eight points in just 11 minutes against Cal State Dominguez Hills, making 4 of his 6 field goal attempts.
- Set a career high with 11 points in just 14 minutes against Brown after entering the game with 19 total points this season in 92 minutes... Also set a career high with five rebounds, while notching his second career steal.
- Had a career-high two blocks, to go along with two assists and a steal in 15 minutes vs. CSUN.
- Posted his second double-digit scoring of the season with 10 points (4-for-4 FG), four rebounds and two assists in just 13 minutes against Wyoming... All 10 of his points came in the first half.
- Had a productive game in 17 minutes off the bench vs. Air Force, recording eight points, four rebounds, two blocks (tied career high) and a steal.
- Came up with four points, four rebounds, a career-high four steals, three assists and a blocked shot at Colorado State.

2018-19 GAME-BY-GAME STATISTICS

Opponent	GS	FG	3FG	FT	O-D-R	PF	TP	A	TO	B	S	MP
Arkansas-Pine Bluff	0-0	0-0	0-0	1-1-2	1	0	0	0	0	0	0	9
Texas Southern	1-1	0-0	0-0	1-3-4	5	2	0	3	0	0	0	14
vs. Duke	1-3	0-1	0-0	0-4-4	1	2	0	0	1	1	8	
vs. Xavier	Did Not Play-CD											
vs. Iowa State	0-1	0-0	0-0	0-1-1	1	0	1	0	0	0	0	8
Jackson State	0-1	0-1	0-0	0-4-4	1	0	2	1	1	0	0	13
at Illinois State	2-4	0-0	3-4	4-0-4	1	7	0	1	0	0	0	12
San Diego	0-2	0-1	0-0	1-1-2	1	0	1	1	0	0	0	16
at California	0-0	0-0	0-0	0-0-0	0	0	0	0	0	0	0	1
Cal State Dominguez Hills	4-6	0-0	0-0	1-2-3	2	8	0	2	0	0	0	11
Brigham Young	Did Not Play-Flu											
Brown	3-8	1-1	4-4	3-2-5	2	11	0	1	0	1	0	14
CSUN	0-2	0-2	0-0	1-1-2	2	0	2	1	2	1	0	15
at Boise State	0-2	0-1	0-0	0-1-1	1	0	1	0	0	0	0	14
Wyoming	1-2	0-0	0-0	1-2-3	2	2	2	1	0	1	0	21
at Air Force	1-2	0-0	1-1	1-0-1	4	3	0	0	0	0	0	11
New Mexico	4-4	1-1	1-2	3-1-4	1	10	2	2	0	1	0	13
at Fresno State	0-1	0-0	0-0	0-0-0	2	0	1	2	0	0	0	10
UNLV	2-2	1-1	0-1	1-1-2	2	5	1	2	1	0	0	11
Air Force	3-4	0-0	2-3	3-1-4	0	8	0	2	2	1	0	17
at San José State	1-2	0-1	0-0	0-1-1	0	2	0	0	1	0	0	7
at New Mexico	1-3	0-1	3-3	0-1-1	2	5	0	0	0	1	0	9
Utah State	0-1	0-0	0-0	2-3-5	0	0	2	0	0	0	0	20
at Colorado State	1-4	0-1	2-4	1-3-4	1	4	3	1	1	4	4	4
Boise State	2-3	0-0	0-0	2-2-4	3	4	0	1	1	0	0	17
Nevada	3-5	0-0	0-2	1-1-2	1	6	0	1	1	2	2	26
at UNLV	2-4	0-1	0-1	1-3-4	4	4	2	3	0	1	0	24
at Utah State												
San José State												
Fresno State												
at Nevada												

MISCELLANEOUS STATS / SAN DIEGO STATE RECORD

Category	2018-19 Season Games	SDSU W/L
Double-Figure Scoring	2	1-1
Double-Doubles	0	0-0
10-Rebounding Games	0	0-0
Led SDSU in Scoring	0	0-0
Led SDSU in Rebounding	0	0-0
Led SDSU in Assists	1	1-0
Multiple Steals	2	2-0
One Turnover or Less	17	9-8
Consecutive Games	Current	Long
Consecutive Games Played	16	16
Without Fouling Out	23	23
Scoring A Point	4	4
One Turnover or Less	0	6

▶ AROP CAREER STATISTICS

Year	G-GS	Min.-Avg.	FG-FGA	Pct.	3P-3PA	Pct.	FT-FTA	Pct.	OR	DR	Reb	Avg.	PF-D	AT	TO	BS	ST	Pts	Avg.
18-19	25-0	341-13.6	32-67	.478	3-13	.231	16-25	.640	28	39	67	2.7	40-1	20	25	11	14	83	3.3

SEASON / CAREER HIGHS

Points

Season	2 vs. Wyoming (1-8-19)
	2 vs. CS Dominguez Hills (12-12-18)
Career	4 vs. SD Christian (11-10-17)

Rebounds

Season	1 vs. CS Dominguez Hills (12-12-18)
Career	1 vs. CS Dominguez Hills (12-12-18)
	1 vs. Eastern Illinois (11-20-17)
	1 vs. SD Christian (11-10-17)

Assists

Season	2 vs. CS Dominguez Hills (12-12-18)
Career	2 vs. CS Dominguez Hills (12-12-18)

Field Goals

Season	1 vs. Wyoming (1-8-19)
Career	1 vs. Wyoming (1-8-19)
	1 vs. San José State (1-9-18)
	1 vs. SD Christian (11-10-17)

Field Goals Attempted

Season	3 vs. Wyoming (1-8-19)
Career	3 vs. Wyoming (1-8-19)

Three-Point Field Goals

Season	
Career	

Three-Point FG Attempted

Season	1 vs. Wyoming (1-8-19)
	1 vs. Texas Southern (11-14-18)
Career	2 vs. Colorado State (1-24-18)

Free Throws

Season	2 vs. CS Dominguez Hills (12-12-18)
Career	2 vs. CS Dominguez Hills (12-12-18)
	2 vs. SD Christian (11-10-17)

Free Throws Attempted

Season	2 vs. CS Dominguez Hills (12-12-18)
Career	2 vs. CS Dominguez Hills (12-12-18)
	2 vs. Bradley (12-3-17)
	2 vs. SD Christian (11-10-17)

Steals

Season	1 vs. CS Dominguez Hills (12-12-18)
	1 vs. (1/1) Duke (11-19-18)
Career	1 vs. CS Dominguez Hills (12-12-18)
	1 vs. (1/1) Duke (11-19-18)
	1 vs. San José State (1-9-18)
	1 vs. Sacramento State (11-23-17)

Blocked Shots

Season	
Career	

Minutes Played

Season	7 vs. CS Dominguez Hills (12-12-18)
Career	7 vs. CS Dominguez Hills (12-12-18)



4 • MICHAEL SOHIKISH

GUARD • 5-9 • 160 • SENIOR - SQ
SAN DIEGO, CALIF. (UNIVERSITY CITY HIGH)

Quick Hits

- Pronounced so-HE-kish.
- Former team manager.
- Played in 11 games last season and in 20 for his career (nine this season).
- Has just three turnovers in 56 career minutes of action.
- Named team co-captain for the Centurions and was a San Diego Union-Tribune All-Academic Team selection in 2013 and 2014.
- Led University City in scoring his final two seasons.
- During his senior season in 2014, he helped the Centurions to a 15-12 record, which was a seven-win improvement over the year before, while averaging 13.6 points, 5.6 assists and 2.1 steals.

Season Highlights

- Has played in nine of the team's 27 games, including each of the first three contests.
- Had a steal in one minute of action vs. No. 1/1 Duke at the Maui Jim Maui Invitational.
- Recorded an assist in three minutes vs. Jackson State.
- Had two points and a career-high two assists against Cal State Dominguez.
- Had two points and an assist in just three minutes late vs. Wyoming.

2018-19 GAME-BY-GAME STATISTICS

Opponent	GS	FG	3FG	FT	O-D-R	PF	TP	A	TO	B	S	MP
Arkansas-Pine Bluff	0-0	0-0	0-0	0-0-0	0	0	0	0	0	0	0	2
Texas Southern	0-2	0-1	0-0	0-0-0	0	0	0	0	0	0	0	3
vs. Duke	0-0	0-0	0-0	0-0-0	0	0	0	0	0	0	1	1
vs. Xavier	Did Not Play-CD											
vs. Iowa State	Did Not Play-CD											
Jackson State	0-0	0-0	0-0	0-0-0	0	0	1	1	0	0	0	3
at Illinois State	Did Not Play-CD											
San Diego	Did Not Play-CD											
at California	Did Not Play-CD											
Cal State Dominguez Hills	0-0	0-0	2-2	0-1-1	4	2	2	0	0	1	1	7
Brigham Young	Did Not Play-CD											
Brown	0-0	0-0	0-0	0-0-0	0	0	0	0	0	0	0	6
CSUN	Did Not Play-CD											
at Boise State	Did Not Play-CD											
Wyoming	1-3	0-1	0-0	0-0-0	0	2	1	0	0	0	0	3
at Air Force	Did Not Play-CD											
New Mexico	0-0	0-0	0-0	0-0-0	0	0	0	0	0	0	0	2
at Fresno State	Did Not Play-CD											
UNLV	Did Not Play-CD											
Air Force	0-1	0-1	0-0	0-0-0	0	0	0	0	0	0	0	2
at San José State	Did Not Play-CD											
at New Mexico	Did Not Play-CD											
Utah State	Did Not Play-CD											
at Colorado State	Did Not Play-CD											
Boise State	Did Not Play-CD											
Nevada	Did Not Play-CD											
at UNLV												
at Utah State												
San José State												
Fresno State												
at Nevada												

MISCELLANEOUS STATS / SAN DIEGO STATE RECORD

Category	2018-19 Season		Career	
	Games	SDSU W/L	Games	SDSU W/L
Double-Figure Scoring	0	0-0	0	0-0
Led SDSU in Scoring	0	0-0	0	0-0
Led SDSU in Rebounding	0	0-0	0	0-0
Led SDSU in Assists	0	0-0	0	0-0
Multiple Steals	0	0-0	0	0-0
One Turnover or Less	9	7-2	20	17-3
Consecutive Games				
	Current	Long		
Consecutive Games Played	0	5		
Without Fouling Out	20	20		
Scoring A Point	0	1		
One Turnover or Less	20	20		

► SOHIKISH CAREER STATISTICS

Year	G-GS	Min.-Avg.	FG-FGA	Pct.	3P-3PA	Pct.	FT-FTA	Pct.	OR	DR	Reb	Avg.	PF-D	AT	TO	BS	ST	Pts	Avg.
17-18	11-0	27-2.5	3-9	.333	0-4	.000	2-4	.500	0	2	2	0.2	3-0	2	2	0	2	8	0.7
18-19	9-0	29-3.2	1-6	.167	0-3	.000	2-2	1.000	0	1	1	0.1	4-0	4	1	0	2	4	0.4
Totals	20-0	56-2.8	4-15	.267	0-7	.000	4-6	.667	0	3	3	0.2	7-0	6	3	0	4	12	0.6

SEASON / CAREER HIGHS

Points

Season 22 vs. Brigham Young (12-22-18)
Career 31 vs. Eastern Illinois (11-20-17)

Rebounds

Season 9 vs. Nevada (2-20-19)
Career 9 vs. Nevada (2-20-19)
9 vs. Washington State (11-26-17)

Assists

Season 9 vs. New Mexico (1-15-19)
Career 9 vs. New Mexico (1-15-19)

Field Goals

Season 9 vs. Brigham Young (12-22-18)
Career 10 vs. Eastern Illinois (11-20-17)

Field Goals Attempted

Season 14 vs. Texas Southern (11-14-18)
Career 14 vs. Texas Southern (11-14-18)
14 vs. Eastern Illinois (11-20-17)

Three-Point Field Goals

Season 4 vs. Wyoming (1-8-19)
Career 7 vs. Eastern Illinois (11-20-17)

Three-Point FG Attempted

Season 6 vs. CS Dominguez Hills (12-12-18)
6 vs. Jackson State (11-27-18)
Career 11 vs. Eastern Illinois (11-20-17)

Free Throws

Season 8 vs. San Diego (12-5-18)
Career 8 vs. San Diego (12-5-18)

Free Throws Attempted

Season 10 vs. San Diego (12-5-18)
Career 10 vs. San Diego (12-5-18)

Steals

Season 2 vs. Utah State (2-9-19)
2 at New Mexico (2-5-19)
2 at San José State (2-2-19)
2 vs. UNLV (1-26-19)
2 vs. CSUN (1-1-19)
Career 3 vs. Nevada (3-9-18)
3 vs. Boise State (2-27-18)
3 vs. UNLV (2-17-18)
3 vs. Eastern Illinois (11-20-17)

Blocked Shots

Season 1 vs. Boise State (2-16-19)
1 vs. UNLV (1-26-19)
1 vs. Jackson State (11-27-18)
1 vs. Xavier (11-20-18)
Career 3 vs. Air Force (2-3-18)

Minutes Played

Season 36 vs. Brigham Young (12-22-18)
Career 36 vs. Brigham Young (12-22-18)
36 vs. Gonzaga (12-21-17)



11 • MATT MITCHELL

FORWARD • 6-6 • 240 • SOPHOMORE - 1L
RIVERSIDE, CALIF. (ROOSEVELT HIGH)

Quick Hits

- Started 32 games as a true freshman, including 31 straight to end the year.
- Tied Devin Watson for the team lead in three-point field goals (49) last season.
- Last 36 games: 130-291 FG (44.7 percent).
- Has made 166 of his last 365 field-goal attempts (45.5 percent) over his last 43 games and 104-for-190 from two-point range (54.7 percent).
- Made at least one three-point field goal in 42 of his last 57 games.
- Entered the Eastern Illinois game (Nov. 20, 2017) having made just two of his first 18 shots (0-10 3FG) on the season before going for 31 points (10-14 FG, 7-11 3FG) in 29 minutes.

Season Highlights

- Has reached double digits in scoring in 14 of the team's 27 games this season and at least nine points in 16 of 27 games.
- Has four 20-point games on the season (SDSU is 4-0) and six for his career (6-0).
- Has at least one three-pointer in 18 of 27 games this year and multiple three-pointers in eight games.
- Had 10 points, five rebounds and four assists in the opener against Arkansas Pine-Bluff, knocking down a pair of three-pointers.
- Led the team in scoring with 21 points, five rebounds and three assists vs. Texas Southern in just 22 minutes.
- Averaged 11.3 points per game while making 13 of 14 free-throws (.929) at the Maui Jim Maui Invitational... Led the team with 14 points, while adding six rebounds, against Iowa State in the fifth-place game.
- Had a game-high-tying 15 points with six rebounds and three assists vs. Jackson State, making 3 of 6 three-pointers.
- Scored 13 points against San Diego, buoyed by an 8-for-10 outing from the free-throw line... Both the eight made free-throws and 10 attempts were career highs.
- Had a game-high 20 points vs. Cal State Dominguez Hills, going 8-for-13 from the field (3-for-6 from three-point range), in just 23 minutes of action.
- Followed with 22 points against Brigham Young, making 9 of 12 shots from the floor, including 3 of 4 three-point attempts... Recorded his second straight 20-point game for the first time of his career.
- Recorded 20 points, six rebounds, three assists and a steal vs. Wyoming, knocking down all four of his three-point attempts... Became the only Aztec since at least 1996-97 to post at least 20 points, six rebounds, three assists and make all of his three-point attempts (min. 4) in the same game.
- Had a career-high nine assists, while adding five points and five rebounds, vs. New Mexico.
- Came up with 11 points, five rebounds, three assists, two steals and a block vs. UNLV after recording just 14 points over his previous three games.
- Had 13 points and seven rebounds against Boise State.
- Registered eight points and a season-high nine rebounds vs. No. 6/6 Nevada.
- Had 15 points and five rebounds at UNLV, making all seven of his free-throw attempts.

2018-19 GAME-BY-GAME STATISTICS

Opponent	GS	FG	3FG	FT	O-D-R	PF	TP	A	TO	B	S	MP
Arkansas-Pine Bluff	*	3-9	2-5	2-2	1-4-5	1	10	4	4	0	1	29
Texas Southern	*	7-14	1-5	6-9	0-5-5	1	21	3	1	0	1	22
vs. Duke	*	3-9	0-4	5-6	1-2-3	4	11	0	2	0	1	27
vs. Xavier	*	3-5	1-3	2-2	0-1-1	3	9	1	1	1	0	15
vs. Iowa State	*	3-7	2-4	6-6	1-5-6	2	14	0	1	0	1	28
Jackson State	*	5-10	3-6	2-2	2-4-6	0	15	3	1	1	1	25
at Illinois State	*	3-9	0-4	3-7	1-1-2	4	9	1	2	0	1	20
San Diego	*	2-4	1-1	8-10	1-3-4	5	13	3	1	0	0	35
at California	*	3-9	1-4	0-0	1-3-4	4	7	3	3	0	0	23
Cal State Dominguez Hills	*	8-13	3-6	1-2	1-3-4	2	20	2	0	0	0	23
Brigham Young	*	9-12	3-4	1-3	0-2-2	2	22	2	0	0	0	36
Brown	*	3-8	0-3	2-4	0-1-1	2	8	1	3	0	0	27
CSUN	*	2-7	0-2	2-2	1-4-5	4	6	2	2	0	2	17
at Boise State	*	3-5	0-1	0-0	0-2-2	5	6	1	2	0	0	13
Wyoming	*	7-11	4-4	2-2	0-6-6	5	20	3	2	0	1	26
at Air Force	*	2-7	0-2	1-1	0-2-2	1	5	1	3	0	1	32
New Mexico	*	2-6	1-4	0-0	0-5-5	3	5	9	3	0	0	30
at Fresno State	*	2-8	0-5	0-0	0-4-4	2	4	0	1	0	0	34
UNLV	*	4-8	0-2	3-4	2-3-5	4	11	3	3	1	2	33
Air Force	*	4-9	3-6	0-0	0-3-3	3	11	1	2	0	1	27
at San José State	*	1-6	1-5	2-2	0-3-3	3	5	3	2	0	2	29
at New Mexico	*	2-7	1-2	0-0	0-2-2	3	5	1	2	0	2	17
Utah State	*	4-11	1-4	1-1	1-3-4	3	10	2	3	0	2	25
at Colorado State	*	1-4	0-2	1-2	0-4-4	1	3	1	2	0	0	27
Boise State	*	3-11	1-5	6-6	2-5-7	2	13	3	1	1	1	32
Nevada	*	3-9	1-4	1-2	1-8-9	2	8	0	4	0	1	35
at UNLV	*	3-6	2-4	7-7	1-4-5	4	15	0	0	0	0	25
at Utah State												
San José State												
Fresno State												
at Nevada												

MISCELLANEOUS STATS / SAN DIEGO STATE RECORD

Category	2018-19 Season		Career	
	Games	SDSU W/L	Games	SDSU W/L
Double-Figure Scoring	14	11-3	34	23-11
15-Point Games	6	6-0	12	11-1
20-Point Games	4	4-0	6	6-0
Led SDSU in Scoring	4	3-1	10	7-3
Led SDSU in Rebounding	1	10-0	4	2-2
Led SDSU in Assists	2	1-1	5	2-3
Multiple Steals	5	4-1	15	13-2
One Turnover or Less	8	6-2	18	12-6
Consecutive Games	Current	Long		
Double-Figure Scoring	1	5		
Consecutive Games Played	60	60		
Without Fouling Out	12	14		
With A Steal	0	9		
One Turnover or Less	1	3		

▶ MITCHELL CAREER STATISTICS

Year	G-GS	Min.-Avg.	FG-FGA	Pct.	3P-3PA	Pct.	FT-FTA	Pct.	OR	DR	Reb	Avg.	PF-D	AT	TO	BS	ST	Pts	Avg.
17-18	33-32	874-26.5	116-258	.450	49-137	.358	65-85	.765	24	107	131	4.0	82-3	57	66	8	36	346	10.5
18-19	27-27	712-26.4	95-224	.424	32-101	.317	64-82	.780	17	92	109	4.0	75-3	53	51	4	21	286	10.6
Totals	60-59	1,586-26.4	211-482	.438	81-238	.340	129-167	.772	41	199	240	4.0	157-6	110	117	12	57	632	10.5

SEASON / CAREER HIGHS

Points
Season 16 vs. Texas Southern (11-14-18)
Career 16 vs. Texas Southern (11-14-18)

Rebounds
Season 8 vs. Brigham Young (12-22-18)
Career 8 vs. Brigham Young (12-22-18)

Assists
Season 3 vs. CSUN (1-1-19)
Career 3 vs. CSUN (1-1-19)

Field Goals
Season 5 vs. Jackson State (11-27-18)
5 vs. Xavier (11-20-18)
Career 5 vs. Jackson State (11-27-18)
5 vs. Xavier (11-20-18)
5 vs. Wyoming (2-14-18)

Field Goals Attempted
Season 7 vs. New Mexico (1-15-19)
7 vs. Wyoming (1-8-19)
7 vs. Brigham Young (12-22-18)
7 vs. CS Dominguez Hills (12-12-18)
7 vs. Xavier (11-20-18)
Career 7 vs. New Mexico (1-15-19)
7 vs. Wyoming (1-8-19)
7 vs. CS Dominguez Hills (12-12-18)
7 vs. Xavier (11-20-18)
7 vs. San José State (1-9-18)
7 vs. Sacramento State (11-23-17)

Three-Point Field Goals
Season 4 vs. Brigham Young (12-22-18)
4 at California (12-8-18)
Career 4 vs. Brigham Young (12-22-18)
4 at California (12-8-18)
4 vs. Wyoming (2-14-18)

Three-Point FG Attempted
Season 6 vs. Brigham Young (12-22-18)
Career 6 vs. Brigham Young (12-22-18)

Free Throws
Season 7 vs. Texas Southern (11-14-18)
Career 7 vs. Texas Southern (11-14-18)

Free Throws Attempted
Season 7 vs. Texas Southern (11-14-18)
Career 7 vs. Texas Southern (11-14-18)

Steals
Season 4 vs. Jackson State (11-27-18)
Career 4 vs. Jackson State (11-27-18)

Blocked Shots
Season 1 at New Mexico (2-5-19)
1 vs. Brown (12-29-18)
1 vs. Texas Southern (11-14-18)
Career 1 at New Mexico (2-5-19)
1 vs. Brown (12-29-18)
1 vs. Texas Southern (11-14-18)
1 at New Mexico (1-20-18)
1 at Wyoming (12-27-17)
1 vs. McNeese (11-17-17)

Minutes Played
Season 37 at California (12-8-18)
Career 37 at California (12-8-18)



20 • JORDAN SCHAKEL

GUARD • 6-6 • 200 • SOPHOMORE - 11
TORRANCE, CALIF. (BISHOP MONTGOMERY HIGH)

Big Notes

- Among active DI players, ranks 7th in fewest turnovers per 40 minutes (0.83, min. 962 minutes) (through Feb. 24).
Has 167 points this season (in 21 games), 61 points more than he accumulated during his entire freshman season (33 games).
Made his first 16 free-throw attempts on the season and has made 31 of 37 overall (.838).

San Diego State Career Rankings (top 25)

- 6th in three-point field goal percentage (.394), 10th in free-throw percentage (.786)

San Diego State Season Rankings (top 25)

- 6th in three-point field goal percentage (.439)

Quick Hits

- One of four players to see action in all 33 games last season.
Made 27 three-pointers in 33 games last season.
Has just 20 turnovers in 962 minutes for his career (0.83 turnovers per 40 minutes).
Had one turnover or less in 36 straight games (584 minutes), before committing two vs. Brigham Young on Dec. 22, 2018.
Out of 54 career games, he has committed more than one turnover just twice (both were two turnovers apiece).

Season Highlights

- Has seven double-figure scoring outings in 21 SDSU games this year after recording just one last season in 33 games.
Earned his first career start in the opener against Arkansas-Pine Bluff, recording seven points, five rebounds, two assists and a steal in a then career-high 28 minutes, going 4-for-4 from the free-throw line.
Followed with a career-high 16 points and seven rebounds in 25 minutes against Texas Southern... Became just the second Aztec to record at least 3 three-pointers, 7 rebounds and a perfect outing from the free-throw line (7-for-7) since the 1996-97 season (also Jamaal Franklin on March 16, 2012 vs. North Carolina State in the NCAA Tournament).
Averaged 8.7 points and 3.3 rebounds per game at the Maui Jim Maui Invitational, making 6-of-14 three-pointers (.429)... His best game was against Xavier, when he scored 13 points to go along with five rebounds, going 5-for-7 from the field and 3-for-5 from three-point range.
Came up with 15 points (5-for-6 FG, 2-for-3 3FG, 3-for-4 FT) and a career-high four steals against Jackson State (had two steals entering the game in his first 132 minutes of the season)... Missed his final free-throw attempt after making his first three, snapping his streak of 16 straight makes to start the season.
Pumped in 14 points at California, going 4-for-5 from three-point range.
Had 12 points and a career-high eight rebounds against Brigham Young, making 4 of 6 three-point attempts ... Led the team in rebounding for the second time of his career (out of 44 career games)... Committed a season-high two turnovers, snapping his streak of games with one turnover or less at 37 games.
Came up with 14 points, seven rebounds, two assists and a steal vs. Wyoming.
Came off the bench for the first time of the season against New Mexico and responded with 10 points, all in the second half, in just 15 minutes.
Only played six minutes at Fresno State because of a sprained ankle.
Subsequently missed the following game against UNLV with the injury, the first missed game of his career... Had played each of the first 51 games of his career prior to the injury.
Also missed the next two games with Air Force and at San José State.
Returned to play at New Mexico on Feb. 5 (first game since Jan. 22), scoring two points with a blocked shot and a steal in 18 minutes off the bench.
Missed the next three games (vs. Utah State, at Colorado State and vs. Boise State) because of an Achilles injury.
Returned to play 13 minutes against No. 6/6 Nevada, making two key three-pointers.
Came off the bench to nail three 3-pointers at UNLV.

2018-19 GAME-BY-GAME STATISTICS

Table with columns: Opponent, GS, FG, 3FG, FT, O-D-R, PF, TP, A, TO, B, S, MP. Lists game-by-game stats for various opponents.

MISCELLANEOUS STATS / SAN DIEGO STATE RECORD

Table with columns: Category, 2018-19 Season Games, SDSU W/L, Career Games, SDSU W/L. Lists various statistical categories and records.

► SCHAKEL CAREER STATISTICS

Summary table of career statistics: Year, G-GS, Min.-Avg., FG-FGA, Pct., 3P-3PA, Pct., FT-FTA, Pct., OR, DR, Reb, Avg., PF-D, AT, TO, BS, ST, Pts, Avg.

CAREER HIGHS

Points

Season
Career 30 vs. Colorado (2-15-18)

Rebounds

Season
Career 9 vs. Montana State (11-11-16)

Assists

Season
Career 11 vs. Arizona (1-31-18)

Field Goals

Season
Career 11 vs. Colorado (2-15-18)
11 vs. Utah Valley (11-30-16)

Field Goals Attempted

Season
Career 21 vs. Stanford (1-11-18)
21 vs. Texas Southern (11-12-17)

Three-Point Field Goals

Season
Career 7 vs. Stanford (1-11-18)

Three-Point FG Attempted

Season
Career 15 vs. Stanford (1-11-18)

Free Throws

Season
Career 7 vs. Oregon (3-1-18)
7 vs. Texas Southern (11-12-17)

Free Throws Attempted

Season
Career 10 vs. Texas Southern (11-12-17)

Steals


Season
Career 4 vs. Oregon (3-1-18)

Blocked Shots

Season
Career 1 vs. IUPUI (12-16-17)
1 at Idaho (12-6-17)
1 vs. San José State (11-27-16)

Minutes Played

Season
Career 42 vs. Oregon (3-7-18)



22 • MALACHI FLYNN

GUARD • 6-2 • 180 • JUNIOR - TR
TACOMA, WASH. (BELLARMINE PREP/WASHINGTON STATE)

Quick Hits

- Pronounced MAL-uh-ky.
- Will sit out the 2018-19 campaign after transferring from Washington State.
- Is coming off his best season in Pullman, averaging career highs in scoring (15.8), rebounding (2.3), assists (4.3) and steals (1.6).
- An all-Pac-12 Freshman Team honorable mention selection in 2016-17.
- Named to the Pac-12 All-Academic Second Team in 2017-18.
- Made a team-leading 77 three-pointers (seventh in WSU single-season history) last year, the most by a Cougar since Klay Thompson set the school record with 98 in 2011.
- Posted the 11th-best free throw percentage in WSU single-season history (.846) in 2017-18.
- Named Most Valuable Player of the Wooden Legacy, averaging 18.6 points and shooting 12-of-24 from 3-point range in three games, including 24 in the championship win over San Diego State.
- Ended the season scoring in double figures in nine of the final 11 games.
- Had a career-high 30 points in a win over Colorado (2-15-18).
- Compiled 1,625 career points at Bellarmine Prep in Tacoma, Wash., ranking second in school history.
- His 743 points in his final year set a Bellarmine Prep single-season scoring record, breaking the mark set by current NBA player, Avery Bradley, in 2008.
- As a senior, was named the Washington state player of the year for all classifications by the Associated Press, as well as the AP's State 4A Player of the Year and to the AP's first team all-State.

MISCELLANEOUS STATS / SAN DIEGO STATE RECORD

Category	2018-19 Season Games	SDSU W/L	Career Games	Career SDSU W/L
Double-Figure Scoring	0	0-0	38	
Double-Doubles	0	0-0	1	
Led SDSU in Scoring	0	0-0	0	
Led SDSU in Rebounding	0	0-0	0	
Led SDSU in Assists	0	0-0	0	
15+ Point Games	0	0-0	22	
20+ Point Games	0	0-0	12	
2+ Assist Games	0	0-0	51	
Consecutive Games	Current	Long		
Double-Figure Scoring	1	6		
With At Least 1 Assist	6	26		
Played 30 or More Minutes	1	6		

* - 38 double-digit scoring games came while at Washington State.

► FLYNN CAREER STATISTICS

* - Washington State

Year	G-GS	Min.-Avg.	FG-FGA	Pct.	3P-3PA	Pct.	FT-FTA	Pct.	OR	DR	Reb	Avg.	PF-D	AT	TO	BS	ST	Pts	Avg.
16-17*	31-31	1,027-33.1	104-263	.395	58-150	.387	36-49	.735	8	83	91	2.9	59-0	91	65	1	21	302	9.7
17-18*	31-30	1,035-33.4	162-392	.413	77-228	.338	88-104	.846	22	84	106	3.4	56-0	132	66	2	49	489	15.8
Totals	62-61	2,062-33.3	266-655	.406	135-378	.357	124-153	.810	30	167	197	3.2	115-0	223	131	3	70	791	12.8

CAREER HIGHS

Points

Career 3 vs. New Mexico (1-15-19)
3 vs. Wyoming (1-8-19)
3 vs. CS Dominguez Hills (12-12-18)
3 vs. Jackson State (11-27-18)
3 vs. Texas Southern (11-14-18)

Rebounds

Career 3 vs. Wyoming (1-8-19)
3 vs. CS Dominguez Hills (12-12-18)

Assists

Career 1 vs. Wyoming (1-8-19)
1 at Boise State (1-5-19)
1 vs. CS Dominguez Hills (12-12-18)
1 vs. Jackson State (11-27-18)

Field Goals

Career 1 vs. New Mexico (1-15-19)
1 vs. Wyoming (1-8-19)
1 vs. CS Dominguez Hills (12-12-18)
1 vs. Jackson State (11-27-18)
1 vs. Texas Southern (11-14-18)

Field Goals Attempted

Career 4 vs. CS Dominguez Hills (12-12-18)

Three-Point Field Goals

Career 1 vs. New Mexico (1-15-19)
1 vs. Wyoming (1-8-19)
1 vs. CS Dominguez Hills (12-12-18)
1 vs. Jackson State (11-27-18)
1 vs. Texas Southern (11-14-18)

Three-Point FG Attempted

Career 3 vs. CS Dominguez Hills (12-12-18)

Free Throws

Career 2 at New Mexico (2-5-19)

Free Throws Attempted

Career 2 at New Mexico (2-5-19)

Steals


Career 1 vs. Wyoming (1-8-19)

Blocked Shots

Career 2 vs. Jackson State (11-27-18)

Minutes Played

Career 7 vs. Wyoming (1-8-19)
7 vs. CS Dominguez Hills (12-12-18)



23 • ED CHANG

FORWARD • 6-8 • 215 • FRESHMAN - HS
PAPILLION, NEB. (GARFIELD HIGH (WASH.))

Quick Hits

- Was a two-time all-state selection in Nebraska who averaged 18.1 points, 7.7 rebounds, 4.0 blocked shots and 1.2 steals as junior for Papillion La Vista.
- During his junior campaign, he reached the 1,000-point mark for his career and led the Monarchs to a 2016-17 Class A runner-up finish.
- Averaged 15.9 points and 9.5 rebounds as a sophomore.
- Did not play his senior year after moving to Washington, but was the No. 1 player in the state of Nebraska at the time of his relocation.

Season Highlights

- Has played in 11 games for a total of 45 minutes, making 5 three-pointers and adding two blocks.
- 13 of his 14 field goal attempts this season have been from three-point range, where he is shooting 38.5 percent (5-for-13).
- After not playing against Arkansas-Pine Bluff, made his collegiate debut late vs. Texas Southern, making a three-pointer on his only shot attempt and adding a defensive rebound in three minutes of action.
- Had a three-pointer and his first two career blocks in five minutes vs. Jackson State.
- Recorded three points and three boards in seven minutes vs. Cal State Dominguez Hills.
- Tied career highs in numerous categories against Wyoming, including points (3), rebounds (3), assists (1), field goals (1), three-point field goals (1) and minutes (7).
- Made a three-pointer in two minutes of action vs. New Mexico.
- Attempted his first free-throws of the season at New Mexico, making both attempts in a minute of action.

2018-19 GAME-BY-GAME STATISTICS

Opponent	GS	FG	3FG	FT	O-D-R	PF	TP	A	TO	B	S	MP
Arkansas-Pine Bluff												
Texas Southern	1-1	1-1	0-0	0-0	0-1-1	0	3	0	0	0	0	3
vs. Duke	0-0	0-0	0-0	0-0-0	0-0-0	0	0	0	0	0	0	4
vs. Xavier												
vs. Iowa State	0-1	0-1	0-0	0-0-0	0	0	0	0	0	0	0	3
Jackson State	1-2	1-2	0-0	0-0-0	0	3	1	1	2	0	0	5
at Illinois State												
San Diego												
at California												
Cal State Dominguez Hills	1-4	1-3	0-0	0-3-3	0	3	1	0	0	0	0	7
Brigham Young												
Brown	0-0	0-0	0-0	0-1-1	0	0	0	2	0	0	0	0
CSUN												
at Boise State	0-1	0-1	0-0	0-1-1	1	0	1	0	0	0	0	5
Wyoming	1-2	1-2	0-0	2-1-3	0	3	1	0	0	0	1	7
at Air Force												
New Mexico	1-2	1-2	0-0	0-0-0	0	3	0	0	0	0	0	2
at Fresno State												
UNLV												
Air Force	0-1	0-1	0-0	0-0-0	0	0	0	0	0	0	0	2
at San José State												
at New Mexico	0-0	0-0	2-2	0-0-0	0	2	0	0	0	0	0	1
Utah State												
at Colorado State												
Boise State												
Nevada												
at UNLV												
at Utah State												
San José State												
Fresno State												
at Nevada												

MISCELLANEOUS STATS / SAN DIEGO STATE RECORD

Category	2018-19 Season Games	SDSU W/L
Double-Figure Scoring	0	0-0
Led SDSU in Scoring	0	0-0
Led SDSU in Rebounding	0	0-0
Led SDSU in Assists	0	0-0
Multiple Three-Pointers	0	0-0
One Turnover or Less	10	6-4
Consecutive Games	Current	Long
Consecutive Games Played	0	2
Scoring A Point	1	2
One Turnover or Less	5	5

► CHANG CAREER STATISTICS

Year	G-GS	Min.-Avg.	FG-FGA	Pct.	3P-3PA	Pct.	FT-FTA	Pct.	OR	DR	Reb	Avg.	PF-D	AT	TO	BS	ST	Pts	Avg.
18-19	11-0	45-4.1	5-14	.357	5-13	.385	2-2	1.000	2	7	9	0.8	1-0	4	3	2	1	17	1.5

SEASON / CAREER HIGHS

Points

Season	11 vs. Jackson State (11-27-18)
Career	18 vs. Wyoming (2-14-18)

Rebounds

Season	7 vs. CS Dominguez Hills (12-12-18)
Career	7 vs. CS Dominguez Hills (12-12-18) 7 vs. Washington State (11-26-17) 7 vs. SD Christian (11-10-17)

Assists

Season	2 vs. Air Force (1-30-19)
Career	2 vs. CS Dominguez Hills (12-12-18) 2 vs. Air Force (1-30-19) 2 vs. CS Dominguez Hills (12-12-18) 2 vs. UNLV (2-17-18) 2 vs. Bradley (12-3-17)

Field Goals

Season	4 vs. CS Dominguez Hills (12-12-18)
Career	8 vs. Wyoming (2-14-18)

Field Goals Attempted

Season	6 at New Mexico (2-5-19)
Career	6 vs. UNLV (1-26-19) 10 vs. Wyoming (2-14-18)

Three-Point Field Goals

Season	1 at Fresno State (1-22-19)
Career	1 vs. Brigham Young (12-22-18) 1 vs. Jackson State (11-27-18) 1 at Fresno State (1-22-19) 1 vs. Brigham Young (12-22-18) 1 at San José State (2-24-18) 1 vs. UNLV (2-17-18) 1 vs. Wyoming (2-14-18) 1 vs. McNeese (11-17-17) 1 at Utah State (2-15-17)

Three-Point FG Attempted

Season	3 at Fresno State (1-22-19)
Career	3 at Fresno State (1-22-19)

Free Throws

Season	4 vs. Jackson State (11-27-18)
Career	4 vs. Jackson State (11-27-18) 4 vs. Boise State (2-27-18)

Free Throws Attempted

Season	4 vs. Jackson State (11-27-18)
Career	4 vs. Texas Southern (11-14-18) 4 vs. Jackson State (11-27-18) 4 vs. Texas Southern (11-14-18) 4 vs. Boise State (2-27-18) 4 vs. Sacramento State (11-23-17)

Steals

Season	1 vs. Boise State (2-16-19)
Career	1 vs. UNLV (1-26-19) 1 at Fresno State (1-22-19) 1 vs. New Mexico (1-15-19) 1 vs. Jackson State (11-27-18) 1 vs. Xavier (11-20-18) 1 vs. (1/1) Duke (11-19-18) 2 vs. Bradley (12-3-17)

Blocked Shots

Season	1 vs. Boise State (2-16-19)
Career	1 vs. Brown (12-29-18) 1 vs. CS Dominguez Hills (12-12-18) 1 vs. Iowa State (11-21-18) 1 vs. Xavier (11-20-18) 1 vs. Texas Southern (11-14-18) 1 vs. Boise State (2-16-19) 1 vs. Brown (12-29-18) 1 vs. CS Dominguez Hills (12-12-18) 1 vs. Iowa State (11-21-18) 1 vs. Xavier (11-20-18) 1 vs. Texas Southern (11-14-18) 1 at San José State (2-24-18) 1 vs. Fresno State (1-17-18) 1 vs. Washington State (11-26-17)

Minutes Played

Season	28 at Fresno State (1-22-19)
Career	28 at Fresno State (1-22-19)



24 • NOLAN NARAIN

FORWARD • 6-10 • 230 • JUNIOR - 2L
HAMILTON, ONTARIO, CANADA (LA LUMIERE SCHOOL (IND.))

Big Note

- Has the eighth-best career field goal percentage (.566, min. 140 FGA) by an Aztec in the last 23 seasons (since 1996-97).

Quick Hits

- More than 40 percent of his career rebounds have come on the offensive side (51 of 115, 44.3 percent).
- Set career highs in every statistical category in 2017-18.
- Played in nine of the final 12 games of the 2017-18 season (5.0 points, 10.2 minutes).
- Scored 18 points vs. Wyoming (2-14-18) after only scoring 12 points in seven Mountain West games entering the contest vs. the Cowboys.
- Scored in 24 of his last 36 games played.
- Grabbed at least one rebound in 44 of his last 53 outings.
- Only missed 20 shots last season.

Season Highlights

- In 11 minutes off the bench in the opener against Arkansas-Pine Bluff, recorded four points (2 of 3 FG) and three rebounds.
- Had eight points (3-for-3 FG) and five rebounds in 13 minutes vs. Texas Southern.
- Had four points, five rebounds, one blocked shot, one assist and one steal in SDSU's 19-point come-from-behind win over Xavier... Was the team's only player to record at least one point, rebound, blocked shot, assist and steal in the game.
- Had a season-high 11 points in 12 minutes off the bench against Jackson State, which was his first double-digit scoring game of the season and third of his career.
- Did not travel to the Illinois State game (flu) and only played four minutes the next game against San Diego because of the illness.
- Had a big game vs. Cal State Dominguez Hills, recording nine points and seven rebounds in just 13 minutes, making 4 of 5 shots.
- Had a productive game against Brigham Young in just eight minutes with five points (2-for-2 FG, 1-for-1 3PFG) and two rebounds.
- Missed the Wyoming and the Air Force games with an injury.
- Returned to play against New Mexico, recording four points with an assist and a steal in 14 minutes.
- Had five points, two rebounds, an assist and a steal in a career-high 28 minutes at Fresno State.
- Registered six points, four rebounds, an assist and a steal in 16 minutes vs. UNLV.
- Came up with six points, four rebounds and an assist in 17 minutes at Colorado State.

2018-19 GAME-BY-GAME STATISTICS

Opponent	GS	FG	3FG	FT	O-D-R	PF	TP	A	TO	B	S	MP
Arkansas-Pine Bluff	2-3	0-0	0-0	1-2-3	4	4	1	2	0	0	11	
Texas Southern	3-3	0-0	2-4	3-2-5	1	8	1	0	1	0	13	
vs. Duke	0-1	0-0	0-2	0-2-2	3	0	0	1	0	1	18	
vs. Xavier	2-3	0-1	0-0	2-3-5	3	4	1	1	1	1	19	
vs. Iowa State	0-1	0-0	0-0	0-3-3	2	0	1	3	1	0	16	
Jackson State	3-4	1-1	4-4	3-1-4	2	11	0	1	0	1	12	
at Illinois State	Did Not Travel-Flu											
San Diego	0-0	0-0	0-0	0-0-0	1	0	0	0	0	0	4	
at California	1-1	0-0	0-1	1-1-2	1	2	0	1	0	0	11	
Cal State Dominguez Hills	4-5	0-0	1-2	3-4-7	1	9	2	2	1	0	13	
Brigham Young	2-2	1-1	0-1	2-0-2	1	5	1	1	0	0	8	
Brown	0-0	0-0	1-2	0-0-0	1	1	0	1	0	1	7	
CSUN	0-2	0-0	0-0	0-0-0	1	0	0	0	0	0	5	
at Boise State	0-0	0-0	0-0	0-1-1	1	0	0	0	0	0	10	
Wyoming	Did Not Play-Injury											
at Air Force	Did Not Play-Injury											
New Mexico	2-3	0-1	0-0	0-0-0	2	4	1	2	0	1	14	
at Fresno State	2-5	1-3	0-0	0-2-2	4	5	1	0	0	1	28	
UNLV	3-6	0-0	0-0	2-2-4	3	6	1	1	0	1	16	
Air Force	0-0	0-0	0-0	0-1-1	2	0	2	2	0	0	8	
at San José State	0-1	0-0	0-0	1-3-4	1	0	0	0	0	0	11	
at New Mexico	3-6	0-1	1-2	3-0-3	4	6	0	1	0	0	15	
Utah State	0-3	0-1	0-0	1-0-1	2	0	1	0	0	0	7	
at Colorado State	3-4	0-0	0-0	2-2-4	4	6	1	1	0	0	17	
Boise State	0-2	0-1	0-0	1-0-1	2	0	0	2	1	1	15	
Nevada	0-1	0-0	1-2	1-0-1	1	1	0	0	0	0	10	
at UNLV	1-5	0-0	0-0	2-3-5	3	2	0	0	0	0	15	
at Utah State												
San José State												
Fresno State												
at Nevada												

MISCELLANEOUS STATS / SAN DIEGO STATE RECORD

Category	2018-19 Season		Career Games	Career SDSU W/L
	Games	SDSU W/L		
Double-Figure Scoring	1	1-0	3	2-1
15-Point Games	0	0-0	1	1-0
Led SDSU in Scoring	0	0-0	1	1-0
Led SDSU in Rebounding	1	1-0	1	1-0
Led SDSU in Assists	0	0-0	0	0-0
Multiple Steals	0	0-0	1	1-0
One Turnover or Less	16	9-7	44	29-15
Consecutive Games	Current	Long		
Consecutive Games Played	11	11		
Without Fouling Out	56	56		
Scoring A Point	2	5		
One Turnover or Less	6	13		

► NARAIN CAREER STATISTICS

Year	G-GS	Min.-Avg.	FG-FGA	Pct.	3P-3PA	Pct.	FT-FTA	Pct.	OR	DR	Reb	Avg.	PF-D	AT	TO	BS	ST	Pts	Avg.
16-17	9-0	55-6.1	6-18	.333	1-4	.250	0-0	.000	2	7	9	1.0	9-0	0	3	0	1	13	1.4
17-18	23-1	248-10.8	44-64	.688	4-11	.364	15-23	.652	21	25	46	2.0	37-0	7	18	3	5	107	4.7
18-19	24-0	303-12.6	31-61	.508	3-10	.300	9-19	.474	28	32	60	2.5	50-0	14	21	6	7	74	3.1
Totals	56-1	606-10.8	81-143	.566	8-25	.320	24-42	.571	51	64	115	2.1	96-0	21	42	9	13	194	3.5

CAREER HIGHS

Points

Career 16 vs. New Mexico (1-15-19)

Rebounds

Career 11 vs. Jackson State (11-27-18)

Assists

Career 2 vs. Nevada (2-20-19)
2 vs. Utah State (2-9-19)
2 vs. Wyoming (1-8-19)
2 vs. Texas Southern (11-14-18)

Field Goals

Career 7 vs. New Mexico (1-15-19)

Field Goals Attempted

Career 7 vs. New Mexico (1-15-19)

Three-Point Field Goals

Career

Three-Point FG Attempted

Career

Free Throws

Career 5 vs. Texas Southern (11-14-18)

Free Throws Attempted

Career 6 vs. Texas Southern (11-14-18)

Steals

Career 1 vs. Boise State (2-16-19)
1 at Boise State (1-5-19)
1 vs. CS Dominguez Hills (12-12-18)
1 at Illinois State (12-1-18)
1 vs. Texas Southern (11-14-18)

Blocked Shots

Career 3 vs. Utah State (2-9-19)

Minutes Played

Career 32 vs. Utah State (2-9-19)



31 • NATHAN MENSAH

FORWARD • 6-10 • 225 • FRESHMAN - HS
ACCRA, GHANA (FINDLAY PREP (NEV.))

Big Notes

- Is averaging 11.3 points and 11.4 rebounds per 40 minutes this season.
- Ranks fourth in the Mountain West in field goal percentage (.582, min. 90 FGA) (through Feb. 24).
- Only 12 players in the country have more rebounds than his 144 in fewer minutes (505) (through Feb. 24).

Quick Hits

- Pronounced men-ZAH.
- No relation to fellow freshman Joel Mensah.
- Prepped at powerhouse Findlay Prep in Nevada.
- Considered the 14th-best center nationally and a four-star signee by ESPN.
- Averaged 8.3 points, 7.0 rebounds and 1.5 blocked shots in 2017-18 at for a 32-5 Findlay Prep team.
- Prior to his time at Findlay, played at Prolific Prep in Napa, Calif., where he led the 2016-17 squad to a 29-2 record, a No. 13 national ranking and a No. 4 rating in the state.

Season Highlights

- Has played in all 27 games with 13 straight starts, averaging 5.8 points and 5.8 rebounds in 21.3 minutes as a starter.
- Leads San Diego State with 32 blocked shots, 20 more than No. 2, despite only starting 13 games.
- Has multiple rebounds in 25 of the 27 games this season, including five-plus in 20 games.
- Had back-to-back games with double digits in rebounds (21 total) against Jackson State (11) and at Illinois State (10).
- Has at least one blocked shot in 20 of the 25 games and multiple blocks in 10 games.
- Made his collegiate debut in the opener against Arkansas-Pine Bluff, making two free-throws with three rebounds and a blocked shot in 13 turnover-free minutes.
- Had a breakout game in 20 minutes against Texas Southern, scoring 11 points with five rebounds, two blocked shots and two assists, going 3-for-4 from the field and 5-for-6 from the charity stripe.
- Grabbed 12 rebounds in 39 minutes off the bench at the Maui Jim Maui Invitational (12.3 rebounds per 40 minutes), including five apiece against Xavier and in the fifth-place game vs. Iowa State.
- Had a career-high 11 rebounds in just 14 minutes of action vs. Jackson State... Became SDSU's first player this season to reach double figures in rebounds, leading the team for the first time of his career... The 11 rebounds are tied for the eighth most in a game this season for a player that logged 14 or less minutes (through games of Feb. 20).
- Grabbed 10 rebounds and scored four points at Illinois State, recording this second straight double-digit rebounding game.
- Had eight points and six rebounds in 18 minutes against Cal State Dominguez Hills.
- Recorded nine points, a game-high seven rebounds and two blocked shots in 15 minutes vs. Brown.
- Had four points, six rebounds and two blocks in a season-high 24 minutes vs. CSUN... Posted a plus-minus of +20 (next highest in the game for either team was +6).
- Earned his first career start against Wyoming, recording four points, six rebounds, two assists and a blocked shot in a career-high 25 minutes of action.
- Had a huge game with 16 points and seven rebounds, going 7-for-7 from the field and 2-for-2 from the free-throw line, in his third career start vs. New Mexico... Became the third Aztec in the last 23 seasons to post a game with at least 16 points, 7 rebounds and not miss a field goal or free-throw attempt (others were Billy White on Feb. 14, 2009 vs. Wyoming and Aerick Sanders on Dec. 20, 2003 vs. Eastern Washington).
- Against Utah State joined Kawhi Leonard as the only Aztec freshman in the last 23 years (since 1996-97) to have at least 10 points, 10 rebounds, 2 assists and 3 blocked shots in the same game... The double-double was the first of his career... Also set career best with three blocks and 32 minutes played.
- Had 10 points, eight rebounds and two blocked shots before fouling out against Boise State.
- Came up with four points, six rebounds, two assists and a blocked shot in just 10 minutes before fouling out vs. No. 6/6 Nevada.

2018-19 GAME-BY-GAME STATISTICS

Opponent	GS	FG	3FG	FT	O-D-R	PF	TP	A	TO	B	S	MP
Arkansas-Pine Bluff	0-2	0-0	2-4	1-2-3	1	2	0	0	1	0	13	
Texas Southern	3-4	0-0	5-6	2-3-5	2	11	2	1	2	1	20	
vs. Duke	0-3	0-0	0-0	1-1-2	2	0	1	0	0	0	10	
vs. Xavier	1-2	0-0	0-0	3-2-5	3	2	0	1	1	0	15	
vs. Iowa State	0-0	0-0	1-2	3-2-5	1	1	1	1	1	0	14	
Jackson State	2-5	0-0	1-3	1-10-11	2	5	0	1	1	0	14	
at Illinois State	1-3	0-0	2-2	4-6-10	4	4	0	1	1	1	23	
San Diego	2-2	0-0	2-5	2-1-3	3	6	0	0	2	0	16	
at California	2-2	0-0	2-2	0-1-1	0	6	1	0	0	0	12	
Cal State Dominguez Hills	3-5	0-0	2-3	2-4-6	1	8	0	2	1	1	18	
Brigham Young	3-3	0-0	0-0	0-2-2	3	6	0	1	1	0	18	
Brown	3-4	0-0	3-4	4-3-7	3	9	1	1	2	0	15	
CSUN	2-3	0-0	0-0	2-4-6	1	4	0	0	2	0	24	
at Boise State	2-5	0-0	0-0	1-2-3	2	4	0	0	0	1	16	
Wyoming	* 2-4	0-0	0-0	1-5-6	5	4	2	2	1	0	25	
at Air Force	* 2-3	0-0	0-0	2-3-5	4	4	0	0	0	0	13	
New Mexico	* 7-7	0-0	2-2	4-3-7	4	16	0	0	1	0	26	
at Fresno State	* 2-3	0-0	0-0	0-0-0	2	4	0	0	2	0	12	
UNLV	* 2-4	0-0	4-4	4-2-6	3	8	0	0	2	0	24	
Air Force	* 1-2	0-0	2-2	2-3-5	2	4	0	1	2	0	27	
at San José State	* 0-2	0-0	0-0	3-4-7	4	0	1	1	0	0	29	
at New Mexico	* 2-5	0-0	2-2	2-4-6	4	6	0	1	1	0	23	
Utah State	* 3-6	0-0	4-4	4-6-10	3	10	2	1	3	0	32	
at Colorado State	* 2-3	0-0	0-1	3-2-5	2	4	1	0	2	0	21	
Boise State	* 4-6	0-0	2-4	4-4-8	5	10	0	0	2	1	22	
Nevada	* 2-3	0-0	0-0	3-3-6	5	4	2	1	1	0	10	
at UNLV	* 0-0	0-0	1-2	0-4-4	4	1	0	1	0	0	13	
at Utah State												
San José State												
Fresno State												
at Nevada												

MISCELLANEOUS STATS / SAN DIEGO STATE RECORD

Category	2018-19 Season Games	SDSU W/L
Double-Figure Scoring	4	4-0
15-Point Games	1	1-0
Double-Doubles	1	1-0
10-Rebounding Games	3	3-0
Led SDSU in Scoring	0	0-0
Led SDSU in Rebounding	4	3-1
Led SDSU in Assists	0	0-0
One Turnover or Less	23	15-8
Consecutive Games	Current	Long
Double-Figure Scoring	0	1
Double-Figure Rebounding	0	2
Consecutive Games Played	27	27
Without Fouling Out	1	14
Scoring A Point	6	17
One Turnover or Less	11	11

► N. MENSAH CAREER STATISTICS

Year	G-GS	Min.-Avg.	FG-FGA	Pct.	3P-3PA	Pct.	FT-FTA	Pct.	OR	DR	Reb	Avg.	PF-D	AT	TO	BS	ST	Pts	Avg.
18-19	27-13	505-18.7	53-91	.582	0-0	.000	37-52	.712	58	86	144	5.3	75-3	14	17	32	5	143	5.3

CAREER HIGHS

Points

Career 4 at Boise State (1-5-19)
4 vs. Texas Southern (11-14-18)

Rebounds

Career 3 vs. Jackson State (11-28-18)

Assists

Career

Field Goals

Career 2 vs. Texas Southern (11-14-18)

Field Goals Attempted

Career 4 vs. Brown (12-29-18)

Three-Point Field Goals

Career

Three-Point FG Attempted

Career

Free Throws

Career 2 at Boise State (1-5-18)
2 vs. Arkansas-Pine Bluff (11-6-18)

Free Throws Attempted

Career 3 vs. CS Dominguez Hills (12-12-18)

Steals

Career

Blocked Shots

Career 1 at Colorado State (2-12-19)
1 at Boise State (1-5-19)

Minutes Played

Career 10 vs. CS Dominguez Hills (12-12-18)



35 • JOEL MENSAH

FORWARD • 6-10 • 215 • FRESHMAN - HS
ACCRA, GHANA (JSERRA CATHOLIC HIGH (CALIF.))

Big Note

- Has played the 6th most minutes (63) in the country this season without a turnover (as of Feb. 20).

Quick Hits

- Pronounced men-ZAH.
- No relation to fellow freshman Nathan Mensah.
- Averaged 15.9 points, 8.8 rebounds, 1.2 steals and 1.4 blocked shots in his final season at JSerra High.
- Was a four-star player, ranking No. 29 among all centers nationally, according to ESPN.

Season Highlights

- Has yet to commit a turnover in 63 minutes this season.
- Has played in 13 of the team's 27 games.
- Played his first career game in the opener vs. Arkansas-Pine Bluff, scoring two points on a pair of free-throws in four minutes.
- Registered four points and two rebounds vs. Texas Southern.
- Had two points and a career-high three rebounds in six minutes vs. Jackson State.
- Tied a career high with four points in eight minutes at Boise State, making his only field goal attempt and both of his free-throw attempts.

2018-19 GAME-BY-GAME STATISTICS

Opponent	GS	FG	3FG	FT	O-D-R	PF	TP	A	TO	B	S	MP
Arkansas-Pine Bluff	0-2	0-0	2-2	0-0-0	1	2	0	0	0	0	0	4
Texas Southern	2-3	0-0	0-0	1-1-2	0	4	0	0	0	0	0	6
vs. Duke	0-2	0-0	0-0	0-0-0	0	0	0	0	0	0	0	4
vs. Xavier	Did Not Play-CD											
vs. Iowa State	0-1	0-0	1-2	0-0-0	0	1	0	0	0	0	0	3
Jackson State	1-2	0-0	0-0	0-3-3	0	2	0	0	0	0	0	6
at Illinois State	Did Not Play-CD											
San Diego	Did Not Play-CD											
at California	Did Not Play-CD											
Cal State Dominguez Hills	0-3	0-0	1-3	2-0-2	0	1	0	0	0	0	0	10
Brigham Young	Did Not Play-CD											
Brown	0-4	0-0	0-0	0-0-0	1	0	0	0	0	0	0	6
CSUN	Did Not Play-CD											
at Boise State	1-1	0-0	2-2	0-1-1	1	4	0	0	1	0	0	8
Wyoming	0-2	0-0	0-0	0-0-0	4	0	0	0	0	0	0	6
at Air Force	Did Not Travel-Flu											
New Mexico	Did Not Play-CD											
at Fresno State	Did Not Play-CD											
UNLV	Did Not Play-CD											
Air Force	0-0	0-0	0-0	0-1-1	1	0	0	0	0	0	0	6
at San José State	Did Not Play-CD											
at New Mexico	0-0	0-0	0-0	0-1-1	0	0	0	0	0	0	0	1
Utah State	0-1	0-0	0-0	1-0-1	0	0	0	0	0	0	0	2
at Colorado State	0-0	0-0	0-0	0-1-1	0	0	0	0	1	0	1	1
Boise State	Did Not Play-CD											
Nevada	Did Not Play-CD											
at UNLV	Did Not Play-CD											
at Utah State	Did Not Play-CD											
San José State	Did Not Play-CD											
Fresno State	Did Not Play-CD											
at Nevada	Did Not Play-CD											

MISCELLANEOUS STATS / SAN DIEGO STATE RECORD

Category	2018-19 Season Games	SDSU W/L
Double-Figure Scoring	0	0-0
Led SDSU in Scoring	0	0-0
Led SDSU in Rebounding	0	0-0
Led SDSU in Assists	0	0-0
One Turnover or Less	13	8-5
Consecutive Games	Current	Long
Consecutive Games Played	0	3
Scoring A Point	0	3
One Turnover or Less	13	13

► J. MENSAH CAREER STATISTICS

Year	G-GS	Min.-Avg.	FG-FGA	Pct.	3P-3PA	Pct.	FT-FTA	Pct.	OR	DR	Reb	Avg.	PF-D	AT	TO	BS	ST	Pts	Avg.
18-19	13-0	63-4.8	4-21	.190	0-0	.000	6-9	.667	4	8	12	0.9	8-0	0	0	2	0	14	1.1



Game 16

Air Force 62
San Diego State 48

Jan. 12, 2019 • USAFA, Colo.
Clune Arena • Att.: 2,346

USAFA, Colo. – Lavelle Scottie and Ryan Swan recorded double-doubles for Air Force and the Falcons withstood a frantic second-half rally to defeat San Diego State, 62-48.

The Air Force victory, which snapped a three-game San Diego State win streak in the series, came in large part due to the performances of Swan (15 points and 15 rebounds) and Scottie (16 points and 11 rebounds).

SDSU was unable to win despite holding the Falcons to 39.0 percent field goal shooting and 32.1 percent from three-point range.

Neither team shot the ball well early, with San Diego State connecting on just 5-of-22 attempts (22.7 percent) from the floor in the first half and Air Force making 9-of-30 shots (30.0 percent). However, the Falcons were able to build a 28-14 halftime advantage on the strength of eight offensive rebounds in the first half (leading to 13 second-chance points) and forcing seven Aztec turnovers.

The Falcons pushed the lead to 16 points by scoring the first basket of the second half before the Aztecs started to chip away. Trailing 45-30 with 10 minutes to play, the Aztecs used a 14-3 run over the next four minutes to cut the deficit to four points. Jalen McDaniels capped the run with a shot to cut the Air Force advantage to 48-44.

However, on its next three offensive possessions, the Aztecs missed a pair of free throws and had consecutive turnovers (one of which led to an uncontested layup) to allow Air Force to open the game back up.

McDaniels continued his strong play, posting his second consecutive double-double with 18 points and 11 rebounds. Senior guard Devin Watson added nine points, four rebounds and four assists. Freshman forward Nathan Mensah, making his second career start added four points and five rebounds.

SDSU	FG	3FG	FT	R	F	TP	A	TO	B	S	MP
McDaniels	* 8-15	0-1	2-3	11	1	18	0	4	0	1	33
Mitchell	* 2-7	0-2	1-1	2	1	5	1	3	0	1	32
Mensah, N.	* 2-3	0-0	0-0	5	4	4	0	0	0	0	13
Watson	* 3-10	0-5	3-3	4	1	9	4	2	0	1	33
Schakel	* 1-7	1-5	1-2	3	2	4	0	0	0	3	32
Seiko	1-1	1-1	0-2	2	0	3	0	0	0	0	20
Arop	1-2	0-0	1-1	1	4	3	0	0	0	0	11
Hemsley	1-5	0-3	0-1	3	2	2	2	4	0	0	26
Team				2							
Totals	19-50	2-17	8-13	33	15	48	7	13	0	6	200

Air Force	FG	3FG	FT	R	F	TP	A	TO	B	S	MP
Scottie	* 7-16	2-7	0-0	11	3	16	2	3	0	0	34
Swan	* 4-11	0-4	7-9	15	1	15	2	2	1	1	32
Tomes	* 0-4	0-3	0-0	6	3	0	2	1	1	0	30
Walker	* 7-13	5-8	0-0	1	4	19	2	1	0	3	33
Van Soelen	* 3-4	0-1	0-1	0	3	6	1	1	0	2	28
Morris	1-3	1-3	0-0	1	3	1	1	0	0	2	15
Joyce	1-6	1-2	0-0	3	0	3	1	0	0	0	18
Akaya	0-1	0-0	0-0	0	2	0	1	0	0	0	5
Louder	0-1	0-0	0-0	0	0	0	0	0	0	0	5
Team				2							
Totals	23-59	9-28	7-10	39	17	62	12	10	2	8	200

Halftime: Air Force 28, San Diego State 14. **FG%:** Air Force 39.0, San Diego State 38.0. **3FG%:** Air Force 32.1, San Diego State 11.8. **FT%:** Air Force 70.0, San Diego State 61.5. **Officials:** Mike Scyphers, Larry Spaulding, Brent Meaux. **Technicals:** none.



Game 17

San Diego State 97
New Mexico 77

Jan. 15, 2019 • San Diego, Calif.
Viejas Arena • Att.: 10,277

SAN DIEGO – Sophomore forward Jalen McDaniels scored 24 points and added 11 rebounds and senior guard Devin Watson made three three-pointers in the opening four minutes of the second half as San Diego State cruised to a 97-77 victory over New Mexico at Viejas Arena.

McDaniels recorded his personal best third consecutive double-double and reached the 20-point plateau for the fifth time this season as the Aztecs won their eighth straight conference home game.

The Aztecs tied their Mountain West Conference high for points in a regulation game (97) and set a program best for assists in an MWC game with 30.

San Diego State never trailed but led by only two points in the closing moments of the first half when freshman forward Aguek Arop stole the ball and made a 65-foot heave at the first half buzzer to give the Aztecs a five-point advantage.

SDSU led by eight points with 14:47 to play before utilizing an 11-3 run to provide further cushion. McDaniels had nine points during the decisive run and had 14 of his 21 points after intermission.

San Diego State shot 55.1 percent for the game and has now won 57 straight home games when shooting at least 50 percent from the field.

In all five players reached double digits for the Aztecs. Watson ended the game with 21 points on 5-of-7 shooting from three-point range. In just his third career start Nathan Mensah was 7-for-7 from the field and ended the game with 16 points and seven rebounds.

New Mexico was led by Anthony Mathis with 21 points and Vance Jackson with 16 points.

New Mexico	FG	3FG	FT	R	F	TP	A	TO	B	S	MP
Bragg	* 4-8	0-0	4-4	4	3	12	2	2	2	0	17
Jackson	* 6-14	2-8	2-2	6	1	16	2	3	0	1	28
Maluch	* 0-8	0-6	0-0	2	2	0	5	2	0	1	30
Kuiper	* 4-5	3-4	0-0	3	4	11	2	0	0	0	24
Mathis	* 6-11	6-10	3-4	0	2	21	0	2	0	1	33
Manigault	1-2	0-0	2-2	2	2	4	0	1	0	0	9
McGee	2-5	2-3	2-2	2	0	8	3	3	0	0	20
Percy	0-0	0-0	0-0	0	0	0	1	0	0	0	2
Pinchuk	0-0	0-0	1-3	0	1	1	0	1	0	1	14
Drinnon	1-3	0-1	2-2	4	2	4	2	2	0	1	19
Ezzeddine	0-0	0-0	0-0	0	1	0	0	1	0	2	3
Arroyo	0-0	0-0	0-0	0	0	0	0	0	0	0	1
Team				2							
Totals	24-56	13-32	16-19	25	18	77	17	17	2	7	200

SDSU	FG	3FG	FT	R	F	TP	A	TO	B	S	MP
McDaniels	* 10-19	0-0	4-4	11	2	24	4	1	1	0	30
Mitchell	* 2-6	1-4	0-0	5	3	5	9	3	0	0	30
Mensah, N.	* 7-7	0-0	2-2	7	4	16	0	0	1	0	26
Watson	* 7-13	5-7	2-2	5	1	21	2	1	0	1	30
Hemsley	* 1-6	0-2	2-2	2	3	4	9	3	0	2	30
Seiko	0-2	0-2	0-0	1	1	0	2	1	0	0	8
Arop	4-4	1-1	1-2	4	1	10	2	2	0	1	13
Sohikish	0-0	0-0	0-0	0	0	0	0	0	0	0	2
Schakel	4-7	2-4	0-0	0	2	10	1	0	0	1	15
Chang	1-2	1-2	0-0	0	0	3	0	0	0	0	2
Narain	2-3	0-1	0-0	0	2	4	1	2	0	1	14
Team				3							
Totals	38-69	10-23	11-12	38	19	97	30	13	2	6	200

Halftime: San Diego State 44, New Mexico 39. **FG%:** San Diego State 55.1, New Mexico 42.9. **3FG%:** San Diego State 43.5, New Mexico 40.6. **FT%:** San Diego State 91.7, New Mexico 84.2 **Officials:** David Hall, Verne Harris, Randy McCall. **Technicals:** Jeremy Hemsley (SDSU).



Game 18

Fresno State 66
San Diego State 62

Jan. 22, 2019 • Fresno, Calif.
Save Mart Center • Att.: 5,792

FRESNO, Calif. – Braxton Huggins had a career-high 20 points with eight rebounds and five assists, Nate Grimes added 13 points and 16 rebounds and Fresno State rallied from a 20-point, first-half deficit to beat San Diego State 66-62 on Tuesday night.

Fresno State took its first lead, since 2-0, midway through the second half when Grimes's putback made it 52-51. Sam Bittner was fouled on a 3-pointer with 1:06 remaining and hit 2 of 3 free throws for a 63-58 lead, and Huggins made two more on their next possession.

Bittner, who had five points at halftime, sparked the second-half comeback with three early 3-pointers and finished with 18 points for Fresno State (14-4, 5-1 Mountain West). Deshon Taylor, averaging 16.6 points per game, fouled out on a charging call with 2:04 remaining.

Fresno State has won six of the last eight games in the series.

Jalen McDaniels had 19 points and 10 rebounds for San Diego State (10-8, 2-3). Jeremy Hemsley added 14 and Devin Watson 13.

Hemsley scored 10 points in the first half to help SDSU build a 39-26 lead as Fresno State was held to 8-of-27 shooting (29.6 percent). McDaniels' putback with 12.7 seconds remaining in the game was SDSU's only field goal in the final four minutes.

McDaniels continued his solid play by recording his fourth consecutive double-double. Prior to this stretch, the sophomore had never posted more than two straight double-doubles. During his last seven games, McDaniels is averaging 19.4 points, 9.7 rebounds and is shooting 56.0 percent from the field.

Hemsley moved into 13th place on the school's all-time scoring list. The senior passed Kyle Spain and Xavier Thames and now has 1,242 career points.

SDSU	FG	3FG	FT	R	F	TP	A	TO	B	S	MP
McDaniels	* 8-12	0-1	3-4	10	3	19	2	1	0	1	29
Mitchell	* 2-8	0-5	0-0	4	2	4	0	1	0	0	34
Mensah, N.	* 2-3	0-0	0-0	0	2	4	0	0	2	0	12
Watson	* 5-14	2-6	1-4	3	4	13	3	4	0	1	29
Hemsley	* 4-6	1-3	5-7	3	3	14	0	2	0	3	33
Seiko	1-2	1-2	0-0	3	1	3	1	1	0	0	18
Arop	0-1	0-0	0-0	0	2	0	1	2	0	0	10
Schakel	0-2	0-2	0-0	0	2	0	0	0	0	0	6
Narain	2-5	1-3	0-0	2	4	5	1	0	0	1	28
Team				3							
Totals	24-53	5-22	9-15	28	23	62	8	11	2	6	199

Fresno State	FG	3FG	FT	R	F	TP	A	TO	B	S	MP
Bittner	* 5-10	4-7	4-7	7	1	18	1	0	0	1	37
Grimes	* 6-11	0-1	1-2	15	3	13	1	2	0	1	38
Williams	* 1-4	0-2	1-2	2	4	3	0	2	0	0	20
Huggins	* 5-12	2-7	8-11	8	0	20	5	5	0	2	38
Taylor	* 3-9	3-6	0-0	2	5	9	4	4	0	0	38
McWilliams	0-4	0-2	0-0	1	2	0	0	2	0	0	14
Gray	0-1	0-0	0-0	2	1	0	0	0	0	0	1
Agau	1-3	1-2	0-0	2	4	3	0	0	0	0	12
Rojas	0-0	0-0	0-0	1	0	0	0	1	0	0	1
Team				1							
Totals	21-54	10-27	14-22	41	20	66	11	17	0	4	199

Halftime: San Diego State 38, Fresno State 26. **FG%:** San Diego State 45.3, Fresno State 38.9. **3FG%:** Fresno State 37.0, San Diego State 22.7. **FT%:** Fresno State 63.6, San Diego State 60.0. **Officials:** Randy McCall, Mike Reed, Steve Olsen. **Technicals:** Nate Grimes (Fresno State).



Game 19

San Diego State 94
UNLV 77

Jan. 26, 2019 ♦ San Diego, Calif.
Viejas Arena ♦ Att.: 11,254

SAN DIEGO — Jalen McDaniels had a career-high 30 points and 13 rebounds for his fifth straight double-double as San Diego State defeated UNLV 94-77 on Saturday night at Viejas Arena.

SDSU (11-8, 3-3 Mountain West) led by 11 points at halftime, and unlike in its last game against Fresno State, it didn't squander an early double-digit advantage. The Aztecs extended their bulge to 19 points about five minutes into the second half and cruised in for the win.

UNLV (11-8, 5-2) was led by Joel Ntambwe's 19 points in losing its sixth straight game at SDSU and for the 13th time in the teams' last 14 meetings. The Rebels squandered a chance to pull into a tie atop the conference standings with Nevada being idle and Fresno State losing at Colorado State.

McDaniels, who entered the game averaging nearly 20 points over his last seven games, was bothersome to the Rebels. Kawhi Leonard, during the 2010-11 season, was the last Aztecs player with five consecutive double-doubles.

UNLV entered the game among the conference leaders in numerous offensive categories but missed seven of its first eight shots as the Aztecs raced to a nine-point lead in the opening four minutes.

Amauri Hardy hit a 3-pointer, UNLV's sixth of the game, to cut the deficit to 29-27 but the Rebels missed a chance to tie the game on their following possession. McDaniels sandwiched a pair of 3-point plays around a layup by Watson to push the lead back into double figures about 2 1/2 minutes later.

McDaniels scored a career-high with 30 points (previous: 26 vs. Xavier, 11-20-18) and became just the sixth player in the last 23 years to record at least 30 points, 13 rebounds, five steals and four assists in the same game. The last was LSU's Ben Simmons on Dec. 2, 2015, who went onto to be the No. 1 NBA Draft pick in 2016.

UNLV	FG	3FG	FT	R	F	TP	A	TO	B	S	MP
Ntambwe	* 8-16	3-6	0-3	6	4	19	0	0	0	0	30
T. Tchatchoua	* 1-1	0-0	0-0	2	3	2	0	3	1	0	11
Clyburn	* 3-8	1-5	0-0	4	3	7	1	4	0	2	25
Hardy	* 6-14	4-7	2-2	8	2	18	6	1	0	3	38
Robotham	* 3-6	2-4	1-2	2	3	9	6	2	0	1	35
Hamilton	1-6	1-3	0-2	0	1	3	1	0	0	0	15
Beck	1-2	0-0	1-2	0	2	3	0	0	0	0	12
Blair	5-9	1-3	2-3	5	2	13	1	3	1	0	28
Woodbury	1-3	1-2	0-0	0	2	3	0	0	0	0	6
Team	2										
Totals	29-65	13-30	6-14	29	22	77	15	14	2	6	200

SDSU	FG	3FG	FT	R	F	TP	A	TO	B	S	MP
McDaniels	* 9-15	2-3	10-12	13	4	30	4	1	0	5	37
Mitchell	* 4-8	0-2	3-4	5	4	11	3	3	1	2	33
Mensah, N.	* 2-4	0-0	4-4	6	3	8	0	0	2	0	24
Watson	* 6-11	1-2	2-2	2	3	15	2	3	0	3	34
Hemsley	* 5-10	1-2	2-3	2	0	13	3	3	0	1	32
Seiko	1-1	1-1	3-4	2	1	6	1	1	0	0	13
Arop	2-2	1-1	0-1	2	2	5	1	2	1	0	11
Narain	3-6	0-0	0-0	4	3	6	1	1	0	1	16
Team	2										
Totals	32-57	6-11	24-30	38	20	94	15	14	4	12	200

Halftime: San Diego State 46, UNLV 35. **FG%:** San Diego State 45.5, UNLV 38.2. **3FG%:** UNLV 47.4, San Diego State 42.9. **FT%:** San Diego State 76.5, UNLV 0.0. **Officials:** Larry Spaulding, Nate Harris, Scott Brown. **Technical:** none.



Game 20

San Diego State 66
Air Force 51

Jan. 30, 2019 ♦ San Diego, Calif.
Viejas Arena ♦ Att.: 10,107

SAN DIEGO — With a revenge win against Air Force well in hand, all that was left Wednesday night was for San Diego State's Jalen McDaniels to secure his sixth straight double-double.

McDaniels got it all right, on a jumper with 2:38 to go. He finished with 11 points and 11 rebounds in SDSU's 66-51 victory, the first time in more than a month the Aztecs have won consecutive games.

His six straight double-doubles are the most at SDSU since Michael Cage had a school-record eight straight in 1983-84. McDaniels came in tied with Kawhi Leonard (2010-11) with five, the most at the school in the Mountain West era, which started in 1999-2000.

Devin Watson scored 15 points, Jeremy Hemsley 14 and Matt Mitchell 11 for the Aztecs (12-8, 4-3), who avenged a 62-48 loss at Air Force on Jan. 12. McDaniels came in leading the Aztecs with 16.8 points and 8.4 rebounds.

SDSU was coming off a 94-77 home win against UNLV on Saturday night. This is the first time SDSU won consecutive games since beating Cal State Dominguez Hills on Dec. 12 and BYU on Dec. 22, both at home. SDSU hit 7 of 12 3-pointers in taking a 36-19 halftime lead.

Unlike the game at Air Force earlier this month, the Aztecs never trailed. With the Falcons struggling against a zone defense, the Aztecs quickly built an 18-7 lead thanks in part to 3-pointers by Mitchell, Adam Seiko, McDaniels and Hemsley. Air Force got within single digits only once more.

SDSU outrebounded Air Force 38-27 and had 18 assists. In the loss at Air Force, the Aztecs had only one assist in the first half.

Air Force	FG	3FG	FT	R	F	TP	A	TO	B	S	MP
Scottie	* 9-18	0-1	4-4	2	1	22	2	2	0	2	37
Swan	* 1-3	0-0	0-0	4	3	2	2	3	1	2	27
Tomes	* 0-2	0-2	0-0	5	1	0	4	0	0	1	22
Walker	* 4-10	2-4	0-0	4	2	10	0	2	0	1	33
Van Soelen	* 2-8	0-3	1-1	3	0	5	3	0	1	0	21
Morris	0-3	0-2	0-0	2	0	0	3	0	0	0	24
Joyce	3-8	2-5	0-0	3	2	8	1	1	0	1	22
Akaya	1-1	0-0	0-0	0	0	2	0	0	0	0	2
Brown	0-0	0-0	0-0	0	3	0	0	0	0	0	1
Kinrade	0-0	0-0	0-0	2	0	0	0	0	0	0	2
Louder	1-3	0-0	0-0	1	1	2	0	2	0	2	9
Team	1										
Totals	21-56	4-17	5-5	27	13	51	15	11	2	9	200

SDSU	FG	3FG	FT	R	F	TP	A	TO	B	S	MP
McDaniels	* 5-16	1-3	0-0	11	2	11	4	4	1	1	34
Mitchell	* 4-9	3-6	0-0	3	3	11	1	2	0	1	27
Mensah, N.	* 1-2	0-0	2-2	5	2	4	0	1	2	0	27
Watson	* 5-13	2-8	3-3	1	0	15	4	1	0	0	33
Hemsley	* 5-7	2-4	2-2	6	1	14	5	1	1	1	29
Seiko	1-2	1-2	0-0	4	0	3	2	2	0	2	15
Arop	3-4	0-0	2-3	4	0	8	0	2	2	1	17
Sohikish	0-1	0-1	0-0	0	0	0	0	0	0	0	2
Chang	0-1	0-1	0-0	0	0	0	0	0	0	0	2
Narain	0-0	0-0	0-0	1	2	0	2	2	0	0	8
Mensah, J.	0-0	0-0	0-0	1	1	0	0	0	0	0	6
Team	2										
Totals	24-55	9-25	9-10	38	11	66	18	16	6	6	200

Halftime: San Diego State 36, Air Force 19. **FG%:** San Diego State 43.6, Air Force 37.5. **3FG%:** San Diego State 36.0, Air Force 23.5. **FT%:** Air Force 100.0, San Diego State 90.0. **Officials:** David Hall, Kevin Brill, Tommy Nunez. **Technical:** none.



Game 21

San Diego State 67
San Jose State 56

Feb. 2, 2019 ♦ San Jose, Calif.
The Event Center ♦ Att.: 2,430

SAN JOSE, Calif. — Devin Watson and Jalen McDaniels combined to score 49 points and San Diego State picked up its third straight victory, knocking off San Jose State 67-56 on Saturday night.

San Diego State swept the season series with the Spartans last year and now have won 10 of the last 11 meetings between the programs.

The Aztecs took control early, with Matt Mitchell and McDaniels hitting back-to-back 3s to start the game and rolling to a quick 16-3 lead over the first five minutes. San Jose State rallied and Michael Steadman scored at the basket with just over two minutes left in the first half to get within a field goal, but Watson scored on a layup to send San Diego State into intermission with a 25-21 advantage.

McDaniels hit two jumpers and a 3 to push the Aztecs lead to 32-23 to start the second half.

Watson hit 5 of 11 from long range and finished with 27 points to lead the Aztecs (13-8, 5-3 Mountain West). McDaniels had 22 points and grabbed nine rebounds.

Craig LeCesne had 14 points and Steadman pulled down 11 rebounds for San Jose State (3-18, 0-9).

Watson scored a season-high and game-high 27 points and it was his eighth game this season with 20 or more points and the 31st time in his career. He led the Aztecs in scoring for the eighth time this season and the 17th time in his career and led the Aztecs in assists for the 16th time this season and the 28th time in his career. Watson scored in double figures for the fifth straight game, 18th time this season and 83rd time in his career. He now has 1,608 career points.

The Aztecs were in eighth place in the Mountain West Conference entering play on Jan. 26 (one week ago today). The Aztecs are now alone in fourth place in the league.

SDSU	FG	3FG	FT	R	F	TP	A	TO	B	S	MP
McDaniels	* 10-18	2-4	0-0	9	2	22	1	1	0	1	33
Mitchell	* 1-6	1-5	2-2	3	3	5	3	2	0	2	29
Mensah, N.	* 0-2	0-0	0-0	7	4	0	1	1	0	0	29
Watson	* 9-18	5-11	4-5	4	2	27	6	2	0	1	38
Hemsley	* 3-7	2-5	3-5	1	2	11	2	2	1	1	32
Seiko	0-4	0-3	0-0	0	2	0	1	0	0	0	21
Arop	1-2	0-1	0-0	1	0	2	0	0	1	0	7
Narain	0-1	0-0	0-0	4	1	0	0	0	0	0	11
Team	2										
Totals	24-58	10-29	9-12	31	16	67	14	8	2	5	200

SJSU	FG	3FG	FT	R	F	TP	A	TO	B	S	MP
Steadman	* 3-11	0-1	0-0	11	1	6	4	2	0	0	35
LeCesne	* 4-9	1-3	5-5	6	2	14	1	3	0	1	28
Chastain	* 3-7	0-0	0-0	5	2	6	1	1	0	0	30
Baumann	* 2-9	2-6	0-0	4	1	6	2	1	0	1	29
Knight	* 2-6	1-2	4-4	2	3	9	0	0	0	0	23
Ivey	4-9	2-6	2-4	3	5	12	5	1	0	0	31
Chappell	1-3	1-3	0-0	1	0	3	1	1	0	1	15
Anigwe	0-0	0-0	0-0	2	2	0	0	1	1	0	9
Team	4										
Totals	19-54	7-21	11-13	38	16	56	14	13	1	3	200

Halftime: San Diego State 25, San Jose State 21. **FG%:** San Diego State 41.4, San Jose State 35.2. **3FG%:** San Diego State 34.5, San Jose State 33.3. **FT%:** San Jose State 84.6, San Diego State 75.0. **Officials:** Mike O'Neill, Brent Meaux, Deldre Carr. **Technical:** none.



Game 22

New Mexico 83
San Diego State 70

Feb. 5, 2019 ♦ Albuquerque, N.M.
Dreamstyle Arena ♦ Att.: 10,279

ALBUQUERQUE, N.M. — Anthony Mathis scored 17 points, including three 3-pointers in a 22-6 run to start the second half, as New Mexico overcame an early-double deficit Tuesday night to beat San Diego State 83-70.

Keith McGee scored a career-high 19 points for the Lobos (10-12, 4-6 Mountain West) and Mathis scored all of his points in the second half as New Mexico won just its third conference home game.

Jalen McDaniels had 25 points for the Aztecs (13-9, 5-4) and Devin Watson added 13, 12 of which he scored after halftime. McDaniels tied a career high by reaching double figures in an 11th straight game, and score 20+ points in consecutive games for the first time in his 55-game career.

The Lobos trailed 33-22 late in the first half before closing with a 14-3 surge to cut it to 37-36. Then Mathis got hot, not only hitting all three of his 3-pointers, but also making three foul shots after being fouled behind the arc.

San Diego State never got within single digits thereafter and had its three-game win streak snapped, as well as their two-game win streak against the Lobos.

This marked the first time this season the Aztecs have lost a game in which they had a rebound advantage. SDSU is now 9-1 when owning an edge on the glass.

After committing a season-low eight turnovers in the win at San Jose State last Saturday, the Aztecs had 16 miscues tonight that led to 25 New Mexico points.

Prior to the game against New Mexico, SDSU had held seven straight opponents to less than 50 percent shooting from the field.

San Diego State dropped into a fourth-place tie with UNLV and Boise State, and will host second-place Utah State on Saturday.

SDSU	FG	3FG	FT	R	F	TP	A	TO	B	S	MP
McDaniels	* 11-19	1-1	2-2	9	3	25	1	3	1	0	34
Mitchell	* 2-7	1-2	0-0	2	3	5	1	2	0	2	17
Mensah, N.	* 2-5	0-0	2-2	6	4	6	0	1	1	0	23
Watson	* 5-17	0-4	3-4	2	2	13	3	4	0	2	34
Hemsley	* 2-7	0-1	2-2	4	3	6	3	5	2	0	33
Seiko	0-0	0-0	0-0	1	0	0	1	0	1	0	15
Arop	1-3	0-1	3-3	1	2	5	0	0	0	1	9
Schakel	1-1	0-0	0-0	0	3	2	0	0	1	1	18
Chang	0-0	0-0	2-2	0	0	2	0	0	0	0	1
Narain	3-6	0-1	0-1	3	4	6	0	1	0	0	15
Mensah, J.	0-0	0-0	0-0	1	0	0	0	0	0	0	1
Team				5							
Totals	27-65	2-10	14-16	34	24	70	9	16	6	6	200

New Mexico	FG	3FG	FT	R	F	TP	A	TO	B	S	MP
Bragg	* 2-4	0-0	4-5	11	3	8	1	2	1	2	26
McGee	* 8-10	2-4	1-1	0	1	19	2	5	0	2	24
Percy	* 0-0	0-0	0-0	0	1	0	0	1	0	0	5
Maluach	* 3-9	2-5	3-4	3	1	11	3	1	3	1	31
Kuiper	* 3-6	0-1	1-2	0	1	7	0	1	1	1	25
Manigault	3-5	0-1	1-2	2	2	7	0	1	0	1	15
Jackson	1-5	0-1	2-2	7	3	4	2	3	0	0	20
Pinchuk	1-1	0-0	0-1	1	0	2	0	0	0	1	6
Drinnon	3-3	0-0	2-2	1	3	8	1	0	0	0	17
Mathis	4-9	3-8	6-6	3	3	17	4	0	0	1	31
Team				4							
Totals	28-52	7-20	25-32	18	83	13	15	5	9	200	

Halftime: San Diego State 37, New Mexico 36. FG%: New Mexico 53.8, San Diego State 41.5. 3FG%: New Mexico 35.0, San Diego State 20.0. FT%: San Diego State 87.5, New Mexico 80.0. Officials: Paul Szelc, Chris Rastatter, Eric Curry. Technicals: Anthony Mathis (New Mexico).



Game 23

San Diego State 68
Utah State 63

Feb. 9, 2019 ♦ San Diego, Calif.
Viejas Arena ♦ Att.: 10,631

SAN DIEGO — Devin Watson scored 23 points and Jalen McDaniels had 16, as San Diego State defeated Utah State 68-63 Saturday night at Viejas Arena to open the second half of Mountain West play.

The Aztecs (14-9, 6-4) overcame a 35-point effort from Utah State's Sam Merrill to improve to 11-0 against the Aggies since they joined the conference in 2013-14.

Merrill finished two shy of his career-high before fouling out for the Aggies (18-6, 8-3), who came into the game in sole possession of second place.

Nathan Mensah had 10 points and 10 rebounds, and Matt Mitchell also scored 10 for SDSU.

The Aztecs squandered a 13-point lead they built in the first half and nearly let a 52-42 second-half advantage slip away; however, Watson made a bank shot, while McDaniels hit a 3-pointer and converted an old-fashioned 3-point play with 4:51 left for a 61-52 lead.

Merrill hit a 3-pointer with 2:10 left to narrow the gap to 63-58 but then had a shot blocked by Mensah.

Merrill fouled out with 49 seconds to go when he was called for charging.

Watson had eight points during a 20-0 run midway through the first half that carried SDSU from a 10-point deficit to a 31-18 lead. He had a 3-pointer and a 3-point play, and also fed Mensah for an alley-oop slam dunk. McDaniels finished the run with a 3-pointer for a 13-point lead with 5:35 to go before halftime.

Utah State snapped a five-minute scoring drought with Merrill scoring all the points in a 9-0 run to close to 31-27. He had a layup, two free throws, a jumper and a 3-pointer.

SDSU scored only two more points the rest of the half and led 33-29. The Aggies then scored the first five points of the second half to take a 34-33 lead.

Utah State	FG	3FG	FT	R	F	TP	A	TO	B	S	MP
Taylor	* 1-6	0-2	2-3	3	0	4	2	0	0	0	28
Queta	* 3-9	0-0	0-2	10	3	6	3	3	3	1	34
Merrill	* 10-20	6-12	9-10	1	5	35	0	1	0	0	35
Porter	* 3-6	2-3	0-0	6	5	8	4	1	0	0	32
Miller	* 1-6	1-5	0-0	4	2	3	1	1	0	0	23
Knight	1-1	0-0	0-0	0	2	2	1	2	0	0	4
Brown Jr.	0-0	0-0	0-0	0	0	0	0	1	0	0	2
Bean	0-1	0-0	0-0	4	3	0	0	0	0	1	13
Brito	1-2	1-2	2-2	3	2	5	1	3	0	1	29
Team				4							
Totals	20-51	10-24	13-17	35	22	63	12	12	3	3	200

SDSU	FG	3FG	FT	R	F	TP	A	TO	B	S	MP
McDaniels	* 6-13	3-5	1-2	7	2	16	3	2	0	1	36
Mitchell	* 4-11	1-4	1-1	4	3	10	2	3	0	2	25
Mensah, N.	* 3-6	0-0	4-4	10	3	10	2	1	3	0	32
Watson	* 5-15	2-6	11-14	4	2	23	3	1	0	0	37
Hemsley	* 3-7	0-3	0-0	2	3	6	1	1	1	2	28
Seiko	1-2	1-2	0-0	1	2	3	1	0	0	0	13
Arop	0-1	0-0	0-0	5	0	0	2	0	0	0	20
Narain	0-3	0-1	0-0	1	2	0	1	0	0	0	7
Mensah, J.	0-1	0-0	0-0	1	0	0	0	0	0	0	2
Team				3							
Totals	22-59	7-21	17-21	38	17	68	15	8	4	5	200

Halftime: San Diego State 33, Utah State 29. FG%: Utah State 39.2, San Diego State 37.3. 3FG%: Utah State 41.7, San Diego State 33.3. FT%: San Diego State 81.0, Utah State 76.5. Officials: Michael Irving, Tom O'Neill, Brad Ferrie. Technicals: None.



Game 24

San Diego State 71
Colorado State 60

Feb. 12, 2019 ♦ Fort Collins, Colo.
Moby Arena ♦ Att.: 2,596

FORT COLLINS, Colo. — Devin Watson had 21 points as San Diego State beat Colorado State 71-60 on Tuesday night. The victory was the fifth in the last six outings for the Aztecs.

Watson shot 5 for 7 on 3-pointers for SDSU, who defeated the Rams for a third consecutive time.

Jalen McDaniels had 18 points and 12 rebounds for San Diego State (15-9, 7-4 Mountain West Conference). Jeremy Hemsley added 12 points.

Nico Carvacho had 20 points and 12 rebounds for the Rams (9-16, 4-8). J.D. Paige added 16 points. Adam Thistlewood had 11 points.

The Aztecs win their third straight game against Colorado State and are 21-6 in its last 27 games against the Rams. San Diego State is 10-4 in its last 14 visits to Moby Arena. The Aztecs 10 wins are the most by a visiting team in the venue since Feb. 4, 2006. Since that date, SDSU is 10-4 in Moby Arena, while the rest of the teams are a combined 62-137.

With the victory, the Aztecs pull within one game of second place in the Mountain West (currently shared by Utah State and Fresno State).

The Aztecs improve to 7-4 in Mountain West Conference play and is now three games above .500 in league play for the first time since finishing the 2015-16 league campaign with a 16-2 record.

Jalen McDaniels reached double figures for a 13th straight game (career-high). His 18 points and 12 rebounds give him seven double-doubles in his last 10 games and 18 for his career.

Devin Watson scored a game-high 21 points, including 11 straight for the Aztecs in the second half. It was the 10th 20-point scoring effort of the season and the 33rd of his career.

San Diego State plays Boise State at home on Saturday. Colorado State takes on San Jose State on the road next Wednesday.

SDSU	FG	3FG	FT	R	F	TP	A	TO	B	S	MP
McDaniels	* 7-13	1-4	3-4	12	4	18	1	6	0	1	31
Mitchell	* 1-4	0-2	1-2	4	1	3	1	2	0	0	27
Mensah, N.	* 2-3	0-0	0-1	5	2	4	1	0	2	0	21
Watson	* 8-14	5-7	0-0	2	0	21	1	3	0	0	34
Hemsley	* 4-8	2-6	2-2	1	0	12	1	1	1	3	32
Seiko	1-2	1-2	0-0	1	0	3	2	2	0	0	17
Arop	1-4	0-1	2-4	4	1	4	3	1	1	4	20
Narain	3-4	0-0	0-0	4	4	6	1	1	0	0	17
Mensah, J.	0-0	0-0	0-0	1	0	0	0	0	1	0	1
Team				1							
Totals	27-52	9-22	8-13	35	12	71	11	16	5	8	200

CSU	FG	3FG	FT	R	F	TP	A	TO	B	S	MP
Thistlewood	* 4-5	3-4	0-0	2	1	11	1	0	1	0	33
Carvacho	* 10-15	0-0	0-0	12	1	20	1	3	0	1	35
Moore	* 0-3	0-2	0-0	0	1	0	1	0	0	1	19
Paige	* 6-13	2-8	2-2	1	1	16	2	3	0	3	33
Martin	* 1-5	1-4	0-2	3	1	3	2	3	0	0	25
Edwards	2-9	1-3	1-2	4	2	6	6	3	0	2	25
Masinton-Bonner	2-8	0-5	0-0	3	2	4	1	1	1	2	25
Ryan	0-0	0-0	0-0	2	1	0	0	1	0	0	5
Team				0							
Totals	25-58	7-26	3-6	27	10	60	14	14	2	9	200

Halftime: San Diego State 29, Colorado State 26. FG%: San Diego State 51.9, Colorado State 43.1. 3FG%: San Diego State 40.9, Colorado State 26.9. FT%: San Diego State 61.5, Colorado State 50.0. Officials: David Hall, Verne Harris, Gregory Nixon. Technicals: None.



Game 25

San Diego State 71
Boise State 65

Feb. 16, 2019 ♦ San Diego, Calif.
Viejas Arena ♦ Att.: 11,040

SAN DIEGO — Devin Watson paced San Diego State with 19 points, Jalen McDaniels added 18 and teammates Matt Mitchell and Nathan Mensah also scored in double figures as the Aztecs beat Boise State, 71-65, on Saturday.

SDSU (16-9, 8-4 Mountain West) won for the sixth time in its last seven outings and ran its home conference winning streak to 12 games in splitting the season series with the Broncos (11-15, 6-7).

Boise State bolted to a 5-0 lead as it was clear the Aztecs were in for an uneven first half. They would take a one-point lead some five minutes in but then they went nearly five more minutes before converting another field goal.

SDSU, after a sluggish first half, went ahead 45-35 with 14 minutes remaining when Watson hit his second three-pointer in three minutes, with his two free throws separating his long-range shots. The Aztecs outscored the Broncos 14-2 over a four-minute span to enjoy their biggest cushion of the game.

Boise State was led by Justinian Jessop's 19 points. The Broncos mounted a few charges at the Aztecs, but SDSU countered them by handling the ball better and improving its aim.

Boise State pulled to within four points with 45 seconds to play on RJ Williams' put-back and then a free throw by Pat Dembley, who replaced an injured Williams. Jessop's three-pointer later sliced it to 68-65 before Watson's free throw helped seal the win.

San Diego State overcame a halftime deficit to win in a conference game for the first time this season. Overall, it was the third time SDSU has rallied from a deficit at intermission.

SDSU matched its season-long win streak to three games and has won six of its last seven games. The Aztecs have also won 12 consecutive Mountain West home games.

Senior guard Jeremy Hemsley moved into ninth place on the SDSU career scoring list with his seven points on Saturday (1,311).

Boise State	FG	3FG	FT	R	F	TP	A	TO	B	S	MP
Wacker	* 0-2	0-0	1-3	4	1	1	4	1	1	0	23
Dickinson	* 1-2	1-2	0-0	2	4	3	2	1	0	3	24
Jessop	* 8-15	3-7	0-1	6	0	19	3	0	0	1	36
Alston	* 4-10	2-4	2-2	3	3	12	1	0	0	25	
Hobbs	* 3-12	1-3	0-0	4	3	7	1	2	0	2	35
Harwell	1-2	0-1	2-2	0	1	4	0	0	0	2	10
Haney	2-4	0-0	0-2	2	4	4	1	1	1	0	12
Dembley	2-5	1-2	2-3	0	2	7	1	0	0	1	16
Williams	3-4	0-0	2-4	4	2	8	1	4	1	1	19
Team				0							
Totals	24-56	8-19	9-17	25	20	65	14	11	3	10	200

SDSU	FG	3FG	FT	R	F	TP	A	TO	B	S	MP
McDaniels	* 9-20	0-4	0-0	7	3	18	1	4	0	3	36
Mitchell	* 3-11	1-5	6-6	7	2	13	3	1	1	1	32
Mensah, N.	* 4-6	0-0	2-4	8	5	10	0	0	2	1	22
Watson	* 4-8	3-6	8-10	6	3	19	2	6	0	0	30
Hemsley	* 3-5	0-0	1-4	5	0	7	6	1	2	1	35
Seiko	0-0	0-0	0-0	0	0	0	0	1	0	0	13
Arop	2-3	0-0	0-0	4	3	4	0	1	1	0	17
Narain	0-2	0-1	0-0	1	2	0	0	2	1	1	15
Team				5							
Totals	25-55	4-16	17-24	43	18	71	12	16	7	7	200

Halftime: Boise State 29, San Diego State 25. FG%: San Diego State 45.5, Boise State 42.9. 3FG%: Boise State 42.1, San Diego State 25.0. FT%: San Diego State 70.8, Boise State 52.9. Officials: Randy McCall, Kelly Self, Glen Mayberry. Technicals: Derrick Alston (Boise State).



Game 26

San Diego State 65
No. 6/6 Nevada 57

Feb. 20, 2019 ♦ San Diego, Calif.
Viejas Arena ♦ Att.: 12,414

SAN DIEGO — Jeremy Hemsley and Devin Watson scored 15 points apiece for San Diego State, which shut down Jordan Caroline and stunned cold-shooting No. 6 Nevada 65-57 Wednesday night at Viejas Arena, beating the Wolf Pack for the third straight time.

Jalen McDaniels added 10 points for SDSU (17-9, 9-4 Mountain West), which won for the seventh time in eight games and snapped a 10-game winning streak by the Wolf Pack (24-2, 11-2), prompting fans to rush the court. It was the highest ranked team that SDSU had ever beaten.

Caleb Martin had 20 points for Nevada, which was held to its lowest point total this season. Their previous low was in its only other loss, 85-58 at New Mexico on Jan. 5. Since then Nevada had averaged 22 points per game.

The Wolf Pack made only 19 of 56 shots (33.9 percent). Caroline came in averaging 18.8 points but scored only six, on 3-of-12 shooting. SDSU won despite shooting just 39.7 percent, making 25 of 63 attempts from the field.

The Aztecs, who are coming on strong for the second straight season, have handed Nevada three of its last five losses. They beat the Wolf Pack in San Diego in the regular-season finale a year ago and again in the semifinal of the Mountain West Conference tournament. That didn't keep the Wolf Pack from advancing to the Sweet 16, where they lost 69-68 to Loyola-Chicago, which went on to reach the Final Four.

San Diego State led 30-21 at halftime thanks to 10 points from Jeremy Hemsley. The Aztecs' biggest lead was 28-18 with 2:41 to go after a put-back by Aguek Arop.

Caroline and McDaniels (17.2-point average) were held scoreless in the first half.

The Wolf Pack hadn't trailed in the last three games and in five of six but allowed Jeremy Hemsley's jumper less than two minutes in to fall behind 2-0.

The Aztecs and Wolf Pack will meet again in the regular-season finale March 9 in Reno.

Nevada	FG	3FG	FT	R	F	TP	A	TO	B	S	MP
Thurman	* 0-4	0-1	0-0	5	3	0	0	2	2	1	20
Porter	* 3-5	0-0	1-6	6	3	7	0	0	1	0	17
Caroline	* 3-12	0-5	2-4	6	5	8	6	2	1	1	35
Martin, Caleb	* 5-14	3-10	7-8	7	4	20	0	3	0	0	30
Martin, Cody	* 1-7	1-1	2-2	5	1	5	2	2	2	2	40
Henson	2-3	2-3	0-0	2	2	6	1	2	0	1	17
Brown	3-4	0-0	0-0	4	1	6	0	1	1	0	10
Johnson	2-7	1-5	0-0	0	2	5	2	2	0	0	31
Team				2							
Totals	19-56	7-25	12-20	37	21	57	11	14	7	5	200

SDSU	FG	3FG	FT	R	F	TP	A	TO	B	S	MP
McDaniels	* 4-15	0-2	2-3	6	5	10	1	3	1	0	37
Mitchell	* 3-9	1-4	1-2	9	2	8	0	4	0	1	35
Mensah, N.	* 2-3	0-0	0-0	6	5	4	2	1	1	0	10
Watson	* 5-14	1-6	4-6	5	0	15	8	3	0	1	39
Hemsley	* 6-12	2-4	1-2	6	3	15	1	1	1	0	26
Seiko	0-1	0-1	0-0	1	1	0	0	1	0	1	4
Arop	3-5	0-0	0-2	2	1	6	0	1	1	2	26
Schakel	2-3	2-2	0-0	3	3	6	0	0	0	2	13
Narain	0-1	0-0	1-2	1	1	1	0	0	0	0	10
Team				7							
Totals	25-63	6-19	9-17	46	21	65	12	14	4	7	200

Halftime: San Diego State 30, Nevada 21. FG%: San Diego State 39.7, Nevada 33.9. 3FG%: San Diego State 31.6, Nevada 28.0. FT%: Nevada 60.0, San Diego State 52.9. Officials: David Hall, Eric Curry, Gregory Nixon. Technicals: Jordan Caroline (Nevada).



Game 27

San Diego State 60
UNLV 59

Feb. 23, 2019 ♦ Las Vegas, Nev.
Thomas & Mack Center ♦ Att.: 10,427

LAS VEGAS — Jalen McDaniels had 16 points, Matt Mitchell added 15 and San Diego State narrowly defeated UNLV 60-59 on Saturday night. The victory was the fifth straight this season for San Diego State, who is now 14-1 against the Runnin' Rebels in its last 15 meetings.

Mitchell made three free throws with 1:26 remaining to give the Aztecs a 60-58 lead, and Amauri Hardy split a pair of free throws with 1:02 left to cap the scoring. The Runnin' Rebels had the final possession, but Nick Blair missed a 3-pointer at the buzzer.

Watson added 13 points for San Diego State (18-9, 10-4 Mountain West Conference), which won its eight of the last nine games.

Noah Robotham had 18 points for UNLV (15-12, 9-6). Kris Clyburn added 15 points. Hardy had 11 points and nine rebounds. The Runnin' Rebels' 23 points in the first half were a season low for the team.

The Aztecs improve to 2-0 against the Runnin' Rebels for the season. San Diego State defeated UNLV 94-77 on Jan. 26.

Since the start of the 2008-09 campaign, San Diego State has 13 road victories at UNLV. That is the most road wins by any team in the nation at any other opponent. In addition, since the start of the 2008-09 season, San Diego State has 26 victories at Thomas & Mack Center, which are tied for the most wins by any Division I team at a venue other than its home arena in that time frame (Kansas has 26 wins at the Sprint Center and Villanova is third with 25 wins at Madison Square Garden).

The Aztecs have swept the regular-season meetings with the Rebels in five of the last six seasons (2014, 2015, 2016, 2017 and 2019; in 2014, 2015 and 2017 the Aztecs won a Mountain West Conference tourney meeting).

San Diego State plays Utah State on the road on Tuesday. UNLV takes on Nevada on the road on Wednesday.

SDSU	FG	3FG	FT	R	F	TP	A	TO	B	S	MP
McDaniels	* 7-17	0-1	2-4	5	1	16	1	1	0	0	34
Mitchell	* 3-6	2-4	7-7	5	4	15	0	0	0	0	25
Mensah, N.	* 0-0	0-0	1-2	4	4	1	0	1	0	0	13
Watson	* 5-14	2-7	1-2	4	0	13	4	5	0	3	36
Hemsley	* 0-4	0-2	0-0	2	0	0	0	1	1	0	20
Seiko	0-0	0-0	0-0	0	1	0	0	2	0	0	5
Arop	2-4	0-1	0-1	4	4	4	2	3	0	1	24
Schakel	3-6	3-6	0-0	6	3	9	0	0	0	1	28
Narain	1-5	0-0	0-0	5	3	2	0	0	0	0	15
Team				5							
Totals	21-56	7-21	11-16	40	20	60	7	13	1	5	200

UNLV	FG	3FG	FT	R	F	TP	A	TO	B	S	MP
Ntambwe	* 1-8	1-4	2-2	4	1	5	2	1	1	3	20
Diang	* 2-5	0-0	4-4	15	4	8	0	2	2	0	36
Clyburn	* 5-14	0-4	5-6	5	3	15	1	1	0	1	33
Hardy	* 3-10	1-5	4-7	9	1	11	1	2	0	1	35
Robotham	* 6-9	5-6	1-4	1	4	18	1	2	0	0	34
Hamilton	0-4	0-1	0-0	0	1	0	0	0	0	1	12
Blair	1-4	0-2	0-0	2	3	2	3	3	0	0	19
Woodbury	0-1	0-0	0-0	1	0	0	0	0	0	0	7
T. Tchatchoua	0-0	0-0	0-0	0	0	0	0	0	0	0	4
Team				4							
Totals	18-55	7-22	16-23	41	17	59	8	12	3	6	200

Halftime: San Diego State 31, UNLV 23. FG%: San Diego State 37.5, UNLV 32.7. 3FG%: San Diego State 33.3, UNLV 31.8. FT%: UNLV 69.6, San Diego State 68.8. Officials: Brent Dugas, Winston Stith, John Higgins. Technicals: none.

SAN DIEGO STATE CAREER RECORDS

Points

Rk	DI	Name	Years	GP	Points
1.	1.	Brandon Heath	04-05-06-07	125	2,189
2.	2.	Michael Cage	81-82-83-84	112	1,846
3.	3.	Anthony Watson	83-84-85-86	110	1,735
4.	4.	Chase Tapley	10-11-12-13	134	1,526
5.	-	Tony Pinkins	55-56-57	82	1,475
6.	5.	Trey Kell	15-16-17-18	134	1,403
7.	6.	Winston Shepard	13-14-15-16	139	1,401
8.	-	Bob Brady	52-53-54	74	1,389
9.	7.	Jeremy Hemsley	16-17-18-19	127	1,326
10.	8.	Steve Copp	73-74-75-76	93	1,307
11.	9.	Billy White	08-09-10-11	134	1,294
12.	-	Al Skalecky	66-67-68	82	1,271
13.	10.	Tony Ross	87-88-89	85	1,259
14.	11.	Xavier Thames	12-13-14	97	1,232
15.	12.	Kyle Spain	06-07-08-09	115	1,230
16.	13.	Chad Nelson	94-95-96-97	112	1,225
17.	14.	Marcus Slaughter	04-05-06	87	1,211
18.	15.	Lorenzo Wade	07-08-09	92	1,200
19.	16.	Will Connelly	75-76-77	82	1,188
20.	-	Von Jacobsen	69-70-71	78	1,188
21.	17.	Jamaal Franklin	11-12-13	87	1,181
22.	18.	D.J. Gay	08-09-10-11	140	1,178
23.	19.	Malik Pope	15-16-17-18	125	1,111
24.	-	Bernie Finlay	58-59-60	73	1,110
25.	20.	Myron Epps	99-00-01-02	113	1,090
26.	21.	Eddie Morris	80-81-82-83	105	1,089
27.	-	Danny Newport	54-55-56	76	1,048
28.	-	Milton Phelps	39-40-41	97	1,043
29.	-	Dave Miller	66-67-68	82	1,034
30.	22.	Leonard Allen	82-83-84-85	116	1,019
31.	23.	Tony Bland	02-03	63	1,012
32.	24.	Kim Goetz	78-79	54	1,005
33.	25.	Randy Holcomb	01-02	61	1,002
26.		Kawhi Leonard	10-11	70	990

Scoring Average

		<i>min. 600 points</i>			
Rk	DI	Name	Years	GP	PPG
1.	-	Bob Brady	52-53-54	74	18.8
2.	1.	Kim Goetz	78-79	54	18.6
3.	-	Tony Pinkins	55-56-57	83	18.1
4.	2.	Brandon Heath	04-05-06-07	125	17.51
5.	3.	Jason Richey	97-98	52	17.46
6.	4.	Michael Cage	81-82-83-84	112	16.5
7.	5.	Randy Holcomb	01-02	61	16.4
8.	6.	Tony Bland	02-03	63	16.1
9.	7.	Anthony Watson	83-84-85-86	110	15.8
10.	-	Al Skalecky	66-67-68	82	15.5
11.	-	Von Jacobsen	69-70-71	77	15.4
12.	8.	Chris McMurray	72-73	42	15.238
13.	9.	Steve Malovic	78-79	55	15.236
14.	-	Bernie Finlay	58-59-60	73	15.205
15.	10.	Mohamed Abukar	06-07	54	15.167
16.	-	Dick Maureau	61-62	49	15.1
17.	11.	Marty Dow	90-91	52	14.9
18.	12.	Jimmy Harris	71-72	54	14.814
19.	13.	Tony Ross	87-88-89	85	14.812
20.	14.	Zack Jones	81-82	54	14.7
21.	15.	Will Connelly	75-76-77	82	14.5
22.	-	Bob Lundgren	67-68	45	14.3
23.	16.	Kawhi Leonard	10-11	70	14.14
24.	17.	Steve Copp	73-74-75-76	93	14.054
25.	18.	Devin Watson	18-19	60	14.050
19.		Marcus Slaughter	04-05-06	87	13.9
20.		Al Faux	01-02	57	13.84
21.		Mitch McMullen	88-89	58	13.78
22.		Matt Watts	98-99	53	13.68
23.		Jamaal Franklin	11-12-13	87	13.6
24.		Jalen McDaniels	18-19	60	13.3
25.		Lorenzo Wade	07-08-09	92	13.0
26.		Xavier Thames	12-13-14	97	12.701
27.		Marc Carter	94-95	56	12.70

Rebounds

Rk	DI	Name	Years	GP	Rebs.
1.	1.	Michael Cage	81-82-83-84	112	1,317
2.	-	Al Skalecky	66-67-68	82	1,090
3.	2.	Marcus Slaughter	04-05-06	87	775
4.	-	Larry Meek	63-64-65	75	764
5.	3.	Steve Copp	73-74-75-76	93	737
6.	4.	Leonard Allen	82-83-84-85	116	724
7.	5.	Kawhi Leonard	10-11	70	716
8.	6.	Joel Kramer	74-76-77-79	99	711
9.	7.	Winston Shepard	13-14-15-16	139	708
10.	8.	Aerick Sanders	01-02-03-04	109	686
11.	9.	Skylar Spencer	13-14-15-16	144	652
12.	-	Noel Mickelsen	54-55-56	79	642
13.	10.	Will Connelly	75-76-77	82	641
14.	11.	Malik Pope	15-16-17-18	125	636
15.	12.	Eddy Gordon	80-81-82-83	107	631
16.	13.	Billy White	08-09-10-11	134	614
17.	14.	Jamaal Franklin	11-12-13	87	605
18.	-	Tony Pinkins	55-56-57	82	604
19.	15.	Kyle Spain	06-07-08-09	115	596
20.	16.	Joe McNaull	91-92-93	86	572
21.	17.	Malcolm Thomas	10-11	71	561
22.	18.	Marcelo Correa	97-98-99-00-01	112	522
23.	19.	Trey Kell	15-16-17-18	134	518
24.	20.	Myron Epps	99-00-01-02	113	508
25.	21.	JJ O'Brien	13-14-15	105	502
22.		Chris McMurray	72-73	42	492
23.		Steve Malovic	78-79	55	484
24.		Randy Holcomb	01-02	61	481
25.		Jalen McDaniels	18-19	58	462
26.		Allen Bunting	74-75-76	78	456

Rebound Average

		<i>min. 50 games</i>			
Rk	DI	Name	Years	GP	RPG
1.	-	Al Skalecky	66-67-68	82	13.3
1.		Michael Cage	81-82-83-84	112	11.8
2.		Kawhi Leonard	10-11	70	10.2
3.		Marcus Slaughter	04-05-06	87	8.9
4.		Steve Malovic	78-79	55	8.8
5.		Marty Dow	90-91	52	7.98
6.		Steve Copp	73-74-75-76	93	7.9247
7.		Larry Jones	72-73	53	7.9245
8.		Malcolm Thomas	10-11	71	7.90
9.		Randy Holcomb	01-02	61	7.89
10.		Jalen McDaniels	18-19	60	7.88
11.		Will Connelly	75-76-77	82	7.82
12.		Joel Kramer	74-76-77-78	99	7.2
13.		Mitch McMullen	88-89	58	7.03
14.		Jamaal Franklin	11-12-13	87	6.95
15.		Leon Carter	95-96	57	6.93
16.		John Anderson	73-74	52	6.8
17.		Joe McNaull	91-92-93	86	6.7
18.		Aerick Sanders	01-02-03-04	109	6.294
19.		Roy Krusivnyk	97-98	55	6.290
20.		Leonard Allen	82-83-84-85	116	6.24
21.		Marc Carter	94-95	56	6.1

Assists

		<i>since 1972-73 season</i>		
Rk	Name	Years	GP	Assists
1.	Tony Gwynn	78-79-80-81	107	590
2.	Richie Williams	06-07-08-09	127	479
3.	Chad Nelson	94-95-96-97	112	412
4.	Brandon Heath	04-05-06-07	125	394
5.	Mark Delsman	74-75-76-77	109	376
6.	Anthony Watson	83-84-85-86	110	356
7.	Keith Smith	82-83	53	349
8.	D.J. Gay	08-09-10-11	140	344
9.	Deandre Moore	01-02-03	88	339
10.	Trey Kell	15-16-17-18	134	320
11.	Xavier Thames	12-13-14	97	316

12.	Winston Shepard	13-14-15-16	139	315
13.	Dean Decker	77-78	56	307
14.	Chase Tapley	10-11-12-13	134	303
15.	Ray Leary	74-75-76	76	279
16.	Lorenzo Wade	07-08-09	92	275
17.	Mike Dodd	76-77-78-79	91	271
18.	Creon Dorsey	85-86	59	263
19.	Jeremy Hemsley	16-17-18-19	127	262
20.	Devin Watson	18-19	60	247
21.	Bryan Williams	88-89	48	243
22.	Michael Best	89-90	56	238
23.	Tony Bland	02-03	63	213
24.	Arthur Massey	90-91	59	212
25.	Jeff Konek	85	57	211
26.	David Abramowitz	99-00-01	79	189

Assist Average

		<i>min. 50 games; since 1972-73 season</i>		
Rk	Name	Years	GP	APG
1.	Keith Smith	82-83	53	6.6
2.	Tony Gwynn	78-79-80-81	107	5.51
3.	Dean Decker	77-78	56	5.48
4.	Creon Dorsey	85-86	59	4.5
5.	Michael Best	89-90	56	4.3
6.	Devin Watson	17-18	60	4.1
7.	Deandre Moore	01-02-03	88	3.85
8.	Richie Williams	06-07-08-09	127	3.77
9.	Jeff Konek	85	57	3.702
10.	Chad Nelson	94-95-96-97	112	3.679
11.	Ray Leary	74-75-76	76	3.671

Field Goals

Rk	DI	Name	Years	GP	FG
1.	1.	Brandon Heath	04-05-06-07	125	749
2.	2.	Anthony Watson	83-84-85-86	110	702
3.	3.	Michael Cage	81-82-83-84	112	679
4.	4.	Chase Tapley	10-11-12-13	134	573
5.	5.	Billy White	08-09-10-11	134	529
6.	6.	Steve Copp	73-74-75-76	93	507
7.	-	Tony Pinkins	55-56-57	82	495
8.	7.	Eddie Morris	80-81-82-83	105	483
9.	-	Al Skalecky	66-67-68	82	481
10.	8.	Will Connelly	75-76-77	82	477
11.	9.	Winston Shepard	13-14-15-16	139	466
12.	10.	Trey Kell	15-16-17-18	134	461
12.	-	Bob Brady	52-53-54	74	461
14.	11.	Jeremy Hemsley	16-17-18-19	127	457
14.	11.	Von Jacobsen	69-70-71	78	457
16.	13.	Lorenzo Wade	07-08-09	92	448
17.	14.	Kim Goetz	78-79	54	435
18.	15.	Malik Pope	15-16-17-18	125	421
16.		Tony Ross	87-88-89	85	413
17.		Myron Epps	99-00-01-02	113	407
18.		Joel Kramer	74-76-77-78	99	406
19.		Marcus Slaughter	04-05-06	87	403
20.		Leonard Allen	82-83-84-85	116	396
21.		Mike Dodd	76-77-78-79	91	392
22.		Randy Holcomb	01-02	61	383

Field Goal Attempts

Rk	Name	Years	GP	FGA
1.	Brandon Heath	04-05-06-07	125	1,815
2.	Anthony Watson	83-84-85-86	110	1,576
3.	Chase Tapley	10-11-12-13	134	1,247
4.	Michael Cage	81-82-83-84	112	1,238
5.	Trey Kell	15-16-17-18	134	1,212
6.	Winston Shepard	13-14-15-16	139	1,164
7.	Steve Copp	73-74-75-76	93	1,126
8.	Eddie Morris	80-81-82-83	105	1,098
9.	Jeremy Hemsley	16-17-18-19	127	1,077
10.	D.J. Gay	08-09-10-11	140	1,046
11.	Will Connelly	75-76-77	82	1,020
12.	Lorenzo Wade	07-08-09	92	977

SAN DIEGO STATE CAREER RECORDS (CONT.)

13.	Xavier Thames	12-13-14	97	949
14.	Tony Ross	87-88-89	85	933
15.	Kyle Spain	06-07-08-09	115	912
16.	Malik Pope	15-16-17-18	125	910
17.	Jeremy Hemsley	16-17-18	101	882
18.	Billy White	08-09-10-11	134	881
19.	Jamaal Franklin	11-12-13	87	857
20.	Kim Goetz	78-79	54	852
21.	Marcus Slaughter	04-05-06	87	844

10.	James Rahon	11-12-13	100	368
11.	Chad Nelson	94-95-96-97	112	337
12.	Kyle Spain	06-07-08-09	115	332
13.	Jamaal Franklin	11-12-13	87	328
14.	Xavier Thames	12-13-14	97	320
15.	Devin Watson	18-19	60	304
16.	Richie Williams	06-07-08-09	127	303
17.	Michael Best	89-90	56	292
18.	David Abramowitz	99-00-01	79	284
19.	Max Montana	17-18	55	263
20.	Kelvin Davis	08-09-10	74	259
21.	Al Faux	01-02	57	256

Field Goal Percentage

<i>minimum 500 career attempts</i>				
Rk	DI	Name	Years	FG/FGA FG%
1.	1.	Billy White	08-09-10-11	529/881 60.0
2.	2.	Leonard Allen	82-83-84-85	396/692 57.2
3.	3.	Mitch McMullen	88-89	296/527 56.2
4.	4.	Marty Dow	90-91	309/557 55.5
5.	5.	Steve Malovic	78-79	337/609 55.3
6.	-	Danny Newport	54-55-56	379/686 55.2
7.	6.	Michael Cage	81-82-83-84	679/1,238 54.8
8.	7.	Aerick Sanders	01-02-03-04	334/619 54.0
9.	8.	Malcolm Thomas	10-11	298/553 53.9
10.	9.	Mike Mackell	02-03	291/543 53.6
11.	10.	Joe McNaull	91-92-93	333/627 53.1
12.	11.	Joel Kramer	74-76-77-78	406/779 52.1
13.	12.	Jalen McDaniel	18-19	306/588 52.0
14.	13.	Mike Dodd	76-77-78-79	392/758 51.7
15.	14.	Kim Goetz	78-79	435/852 51.1
16.	15.	Myron Epps	99-00-01-02	407/803 50.7
16.	16.	Marcelo Correa	97-98-99-00-01	273/546 50.0
17.	17.	Jimmy Wilkins	71-72	253/517 48.9
18.	18.	Zach Jones	81-82	323/668 48.4
19.	19.	JJ O'Brien	13-14-15	361/751 48.1
20.	20.	Mohamed Abukar	06-07	303/634 47.8
21.	21.	Marcus Slaughter	04-05-06	403/844 47.7

Three-Point Field Goal Percentage

<i>minimum 40 career three-point goals</i>				
Rk	Name	Years	3FG/3FGA	3FG%
1.	Tony Ross	87-88-89	270/589	45.84
2.	Al Faux	01-02	106/256	41.41
3.	John Sharper	03-04-05-06	166/412	40.29
4.	Steve Sir	03-04	47/118	39.83
5.	Chase Tapley	10-11-12-13	223/565	39.47
6.	Jordan Schakel	18-19	63/160	39.38
7.	Kyle Spain	06-07-08-09	130/332	39.16
8.	Devin Watson	18	49/126	38.89
9.	Malik Pope	15-16-17-18	92/241	38.17
10.	Devin Watson	18-19	118/304	38.16
11.	Richie Williams	06-07-08-09	112/303	36.96
12.	Michael Best	89-90	107/292	36.64
13.	Tony Clark	92-93	52/142	36.62
14.	Chad Nelson	94-95-96-97	122/337	36.20
15.	D.J. Gay	08-09-10-11	219/607	36.08
16.	Aqeel Quinn	14-15	82/228	35.96
17.	Matt Mitchell	18	49/137	35.77
18.	Jason Richey	97-98	136/381	35.70
19.	Xavier Thames	12-13-14	114/320	35.63
20.	Max Montana	17-18	93/263	35.36
21.	Brandon Heath	04-05-06-07	281/798	35.21
22.	Deandre Moore	01-02-03	84/239	35.15

Three-Point Field Goals

<i>in existence since 1986-87 season</i>				
Rk	Name	Years	GP	3FG
1.	Brandon Heath	04-05-06-07	125	281
2.	Tony Ross	87-88-89	85	270
3.	Chase Tapley	10-11-12-13	134	223
4.	D.J. Gay	08-09-10-11	140	219
5.	John Sharper	03-04-05-06	119	166
6.	Trey Kell	15-16-17-18	134	150
7.	Jeremy Hemsley	16-17-18-19	127	144
8.	Matt Shrigley	14-15-16-17	113	138
9.	Jason Richey	97-98	52	136
10.	Kyle Spain	06-07-08-09	115	130
11.	James Rahon	11-12-13	100	129
12.	Chad Nelson	94-95-96-97	112	122
13.	Devin Watson	18-19	60	121
14.	Xavier Thames	12-13-14	97	114
15.	Richie Williams	06-07-08-09	127	112
16.	Michael Best	89-90	56	107
17.	Al Faux	01-02	57	106
18.	Jamaal Franklin	11-12-13	87	100
19.	David Abramowitz	99-00-01	79	98
20.	Max Montana	17-18	55	93
21.	Malik Pope	15-16-17-18	125	92

Free Throws

Rk	DI	Name	Years	GP	FT
1.	1.	Michael Cage	81-82-83-84	112	488
2.	-	Tony Pinkins	55-56-57	82	485
3.	-	Bob Brady	52-53-54	74	467
4.	2.	Winston Shepard	13-14-15-16	139	428
4.	2.	Chad Nelson	94-95-96-97	112	415
6.	4.	Brandon Heath	04-05-06-07	125	410
7.	5.	Marcus Slaughter	04-05-06	87	388
8.	6.	Xavier Thames	12-13-14	97	372
9.	-	Bernie Finlay	58-59-60	73	352
10.	7.	Jamaal Franklin	11-12-13	87	349
11.	8.	Kyle Spain	06-07-08-09	115	336
12.	9.	Trey Kell	15-16-17-18	134	331
12.	9.	Anthony Watson	83-84-85-86	110	331
14.	-	Al Skaleyky	66-67-68	82	309
15.	11.	Courtie Miller	90-91-92-93-94	101	302
16.	12.	Steve Copp	73-74-75-76	93	293
17.	-	Danny Newport	54-55-56	76	290
18.	13.	Myron Epps	99-00-01-02	113	274
19.	14.	Jeremy Hemsley	16-17-18-19	127	268
20.	15.	Tony Gwynn	78-79-80-81	107	245
21.	16.	Lorenzo Wade	07-08-09	92	240
17.	Will Connelly	75-76-77	82	234	
18.	Tony Bland	02-03	63	233	
19.	Leonard Allen	82-83-84-85	116	227	
20.	Billy White	08-09-10-11	134	221	

Three-Point Field Goal Attempts

<i>in existence since 1986-87 season</i>				
Rk	Name	Years	GP	3FGA
1.	Brandon Heath	04-05-06-07	125	798
2.	D.J. Gay	08-09-10-11	140	607
3.	Tony Ross	87-88-89	85	589
4.	Chase Tapley	10-11-12-13	134	565
5.	Trey Kell	15-16-17-18	134	485
6.	Jeremy Hemsley	16-17-18-19	127	421
7.	Matt Shrigley	14-15-16-17	113	420
8.	John Sharper	03-04-05-06	119	412
9.	Jason Richey	97-98	52	381

Free Throw Attempts

DI	Name	Years	GP	FTA
1.	Michael Cage	81-82-83-84	112	667
2.	Winston Shepard	13-14-15-16	139	653
3.	Marcus Slaughter	04-05-06	87	530
4.	Brandon Heath	04-05-06-07	125	524
5.	Chad Nelson	94-95-96-97	112	519
6.	Trey Kell	15-16-17-18	134	468
7.	Myron Epps	99-00-01-02	113	466
8.	Jamaal Franklin	11-12-13	87	446
8.	Anthony Watson	83-84-85-86	110	446
10.	Xavier Thames	12-13-14	97	443
11.	Steve Copp	73-74-75-76	93	439
12.	Kyle Spain	06-07-08-09	115	434
13.	Courtie Miller	90-91-92-93-94	101	398
14.	Jeremy Hemsley	16-17-18-19	127	395
15.	Will Connelly	75-76-77	82	376
16.	Leonard Allen	82-83-84-85	116	369
17.	Mitch McMullen	88-89	58	356
18.	Lorenzo Wade	07-08-09	92	341
19.	Tony Bland	02-03	63	340
20.	Tony Gwynn	78-79-80-81	107	334
21.	Billy White	08-09-10-11	134	332

Free-Throw Percentage

<i>minimum 40 career free throws</i>				
Rk	DI	Name	Years	FT/FTA FT%
1.	1.	Kim Goetz	78-79	135/158 85.44
2.	-	Mike Spigler	69-70	112/134 83.58
3.	2.	LaBradford Franklin	11-12-13	45/54 83.33
4.	3.	Xavier Thames	12-13-14	372/449 82.85
5.	4.	Steve Malovic	78-79	164/199 82.41
6.	5.	Mohamed Abukar	06-07	186/226 82.30
7.	6.	Jason Richey	97-98	218/271 80.44
8.	7.	Tony Ross	87-88-89	163/203 80.30
9.	8.	Chad Nelson	94-95-96-97	415/519 79.96
10.	9.	Jordan Schakel	18-19	44/56 78.57
11.	10.	Jamaal Franklin	11-12-13	349/446 78.25
12.	11.	Brandon Heath	04-05-06-07	410/524 78.24
13.	12.	Mike Dodd	76-77-78-79	144/185 77.84
14.	-	Bernie Finlay	58-59-60	352/453 77.70
15.	13.	Kyle Spain	06-07-08-09	336/434 77.42
16.	14.	Matt Mitchell	18-19	129/167 77.25
17.	15.	Max Montana	17-18	54/70 77.14
18.	16.	Chris McMurray	72-73	130/169 76.92
19.	17.	Joel Kramer	74-76-77-78	137/179 76.54
20.	18.	Jimmy Wilkins	71-72	149/195 76.41
19.	Jalen McDaniel	18-19	164/215 76.28	
20.	Chase Tapley	10-11-12-13	157/206 76.21	
21.	Courtie Miller	90-91-92-93-94	302/398 75.88	

Blocks

<i>since 1978-79 season</i>				
Rk	Name	Years	GP	Blk.
1.	Skylar Spencer	13-14-15-16	144	303
2.	Leonard Allen	82-83-84-85	116	214
3.	Malcolm Thomas	10-11	71	127
4.	Michael Cage	81-82-83-84	112	118
5.	Joe McNaull	91-92-93	86	114
6.	Malik Pope	15-16-17-18	125	113
7.	Aerick Sanders	01-02-03-04	109	105
8.	Billy White	08-09-10-11	134	102
9.	Marcelo Correa	97-98-99-00-01	112	100
10.	Marcus Slaughter	04-05-06	87	78
11.	Lorenzo Wade	07-08-09	92	72
12.	Eddy Gordon	80-81-82-83	107	71
13.	Marty Dow	90-91	52	68
13.	Rodney Hawkins	86-87-88	70	68
15.	Dakarai Allen	14-15-16-17	133	66
16.	Leon Carter	95-96	57	58
17.	Marc Carter	94-95	56	55

SAN DIEGO STATE CAREER RECORDS (CONT.)

18.	Chase Tapley	10-11-12-13	134	54	
19.	Valentine Izundu		17	30	53
20.	Jamaal Franklin	11-12-13	87	51	
20.	Randy Holcomb	01-02	61	51	
20.	Courtie Miller	90-91-92-93-94	101	51	

17.	Jeremy Hemsley	16-17-18-19	127	88
18.	Myron Epps	99-00-01-02	113	81
19.	Marcus Slaughter	04-05-06	87	74
20.	Lorenzo Wade	07-08-09	92	73
20.	Deandre Moore	01-02-03	88	73

16.	Aerick Sanders	01-02-03-04	109	1,276
17.	Jamaal Franklin	11-12-13	87	1,282
18.	Skylar Spencer	13-14-15-16	144	1,252
19.	Lorenzo Wade	07-08-09	92	1,244
20.	Richie Williams	06-07-08-09	127	1,220

Steals

since 1978-79 season				
Rk	Name	Years	GP	Steals
1.	Richie Williams	06-07-08-09	127	246
2.	Brandon Heath	04-05-06	125	217
3.	Anthony Watson	83-84-85-86	110	192
4.	Chase Tapley	10-11-12-13	134	187
5.	Chad Nelson	94-95-96-97	112	175
6.	Billy White	08-09-10-11	134	149
7.	Tony Gwynn	78-79-80-81	107	141
8.	Kyle Spain	06-07-08-09	115	137
9.	Eddie Morris	80-81-82-83	105	131
10.	Trey Kell	15-16-17-18	134	126
10.	D.J. Gay	08-09-10-11	140	126
10.	Matt Watts	98-99	53	126
10.	Michael Best	89-90	56	126
10.	Michael Cage	81-82-83-84	112	126
15.	Lorenzo Wade	07-08-09	92	125
16.	Dakarai Allen	14-15-16-17	133	121
17.	Xavier Thames	12-13-14	97	120
18.	Deandre Moore	01-02-03	88	114
19.	Eddy Gordon	80-81-82-83	107	111
20.	Creon Dorsey	85-86	59	109

Games Played

Rk	DI	Name	Years	GP
1.	1.	Skylar Spencer	13-14-15-16	144
2.	2.	D.J. Gay	08-09-10-11	140
3.	3.	Winston Shepard	13-14-15-16	139
4.	4.	Trey Kell	15-16-17-18	134
4.	4.	Chase Tapley	10-11-12-13	134
4.	4.	Billy White	08-09-10-11	134
7.	7.	Dakarai Allen	14-15-16-17	133
8.	8.	Jeremy Hemsley	16-17-18-19	127
8.	8.	Richie Williams	06-07-08-09	127
10.	10.	Malik Pope	15-16-17-18	125
10.	10.	Brandon Heath	04-05-06-07	125
12.	12.	Matt Thomas	05-06-07-08-09	124
13.	13.	John Sharper	03-04-05-06	119
14.	14.	Leonard Allen	82-83-84-85	116
15.	15.	Kyle Spain	06-07-08-09	115
16.	16.	Matt Shrigley	14-15-16-17	113
16.	16.	Myron Epps	99-00-01-02	113
16.	16.	Berry Randle	93-94-95-96	113
19.		Marcelo Correa	97-98-99-00-01	112
19.		Chad Nelson	94-95-96-97	112
19.		Michael Cage	81-82-83-84	112

Games Started

since 1978-79				
Rk	Name	Years	GP	GS
1.	Billy White	08-09-10-11	134	124
2.	D.J. Gay	08-09-10-11	140	120
2.	Brandon Heath	04-05-06-07	125	120
4.	Chase Tapley	10-11-12-13	134	114
5.	Trey Kell	15-16-17-18	134	112
5.	Michael Cage	81-82-83-84	112	112
7.	Leonard Allen	82-83-84-85	116	110
8.	Richie Williams	06-07-08-09	127	109
9.	JJ O'Brien	13-14-15	105	104
10.	Chad Nelson	94-95-96-97	112	103
11.	Skylar Spencer	13-14-15	144	102
12.	Winston Shepard	13-14-15	139	101
13.	Kyle Spain	06-07-08-09	115	95
14.	Anthony Watson	83-84-85-86	110	93
15.	Xavier Thames	12-13-14	97	91
15.	Marcelo Correa	97-98-99-00-01	112	91

Consecutive Games Started

since 1980-81 season				
Rk	Name	Years	GP	CGS
1.	Michael Cage	81-82-83-84	112	112
2.	Chad Nelson	94-95-96-97	112	103
3.	Brandon Heath	04-05-06-07	125	85
4.	Skylar Spencer	13-14-15-16	144	76
5.	D.J. Gay	08-09-10-11	140	71
6.	Leonard Allen	82-83-84-85	116	70
7.	Malcolm Thomas	10-11	71	68
8.	Trey Kell	15-16-17	106	66
9.	Kawhi Leonard	10-11	70	64
10.	Winston Shepard	13-14-15-16	139	62
10.	JJ O'Brien	13-14-15	105	62
12.	Randy Holcomb	01-02	61	61
13.	Devin Watson	2018-19	60	60
13.	Aerick Sanders	01-02-03-04	109	60
15.	Matt Mitchell	2018-19	60	58
15.	Myron Epps	99-00-01-02	113	58
17.	Chris Walters	1993-94	57	57
17.	Joe McNaull	91-92-93	86	57
19.	Jamaal Franklin	11-12-13	87	55
19.	Kevin Betts	97-98	55	55
19.	Anthony Watson	83-84-85-86	110	55

Minutes Played

since 1978-79 season				
Rk	Name	Years	GP	Min.
1.	Brandon Heath	04-05-06-07	125	4,275
2.	Michael Cage	81-82-83-84	112	4,262
3.	D.J. Gay	08-09-10-11	140	4,222
4.	Chase Tapley	10-11-12-13	134	3,813
5.	Richie Williams	06-07-08-09	127	3,780
6.	Chad Nelson	94-95-96-97	103	3,692
7.	Trey Kell	15-16-17-18	134	3,640
8.	Winston Shepard	13-14-15-16	139	3,583
9.	Billy White	08-09-10-11	134	3,532
10.	Jeremy Hemsley	16-17-18-19	127	3,410
11.	Anthony Watson	83-84-85-86	110	3,330
12.	Leonard Allen	82-83-84-85	116	3,191
13.	Skylar Spencer	13-14-15-16	144	3,100
14.	JJ O'Brien	13-14-15	105	3,077
15.	Xavier Thames	12-13-14	97	3,035
16.	Myron Epps	99-00-01-02	113	2,971
17.	Kyle Spain	06-07-08-09	115	2,948
18.	Lorenzo Wade	07-08-09	92	2,911
19.	Malik Pope	15-16-17-18	125	2,732
20.	Marcus Slaughter	04-05-06	87	2,659

Efficiency Points

since 1978-79 season				
Rk	Name	Years	GP	Eff. Pts.
1.	Michael Cage	81-82-83-84	112	2,534
2.	Brandon Heath	04-05-06-07	125	1,652
3.	Billy White	08-09-10-11	134	1,635
4.	Chase Tapley	10-11-12-13	134	1,574
5.	Marcus Slaughter	04-05-06	87	1,495
6.	Steve Copp	73-74-75-76	93	1,450
7.	Joel Kramer	74-76-77-78	99	1,407
8.	Leonard Allen	82-83-84-85	116	1,395
9.	Chad Nelson	94-95-96-97	112	1,351
10.	Winston Shepard	13-14-15-16	139	1,343
11.	Anthony Watson	83-84-85-86	110	1,337
12.	Kawhi Leonard	10-11	70	1,322
13.	Malik Pope	15-16-17-18	125	1,311
14.	Kyle Spain	06-07-08	115	1,308
15.	Trey Kell	15-16-17-18	134	1,302

Efficiency Average

min. 50 games; since 1978-79 season				
Rk	Name	Years	GP	EPG
1.	Michael Cage	81-82-83-84	112	22.63
2.	Steve Malovic	78-79	55	20.67
3.	Kawhi Leonard	10-11	70	18.89
4.	Marty Dow	90-91	52	17.52
5.	Marcus Slaughter	04-05-06	87	17.18
6.	Jalen McDaniel	18-19	60	16.92
7.	Malcolm Thomas	10-11	71	16.24
8.	Kim Goetz	78-79	54	16.09
9.	Steve Copp	73-74-75-76	93	15.59
10.	Randy Holcomb	01-02	61	15.34
11.	Will Connelly	75-76-77	82	14.83
12.	Jamaal Franklin	11-12-13	87	14.74
13.	Jason Richey	97-98	52	14.40
14.	Joel Kramer	74-76-77-78	99	14.21
15.	Mohamed Abukar	06-07	54	14.20
16.	Leon Carter	95-96	57	13.82
17.	Mitch McMullen	88-89	58	13.78
18.	Lorenzo Wade	07-08-09	92	13.52
19.	Tony Bland	02-03	63	13.27
20.	Brandon Heath	04-05-06-07	125	13.22
21.	Kevin Betts	97-98	55	13.14

Points-Rebounds-Assists

since 1972-73 season				
Rk	Name	Years	GP	PRA
1.	Michael Cage	81-82-83-84	112	3,261
2.	Brandon Heath	04-05-06-07	125	3,002
3.	Anthony Watson	83-84-85-86	110	2,453
4.	Winston Shepard	13-14-15-16	139	2,424
5.	Trey Kell	15-16-17-18	134	2,241
6.	Chase Tapley	10-11-12-13	134	2,238
7.	Steve Copp	73-74-75-76	93	2,215
8.	Marcus Slaughter	04-05-06	87	2,099
9.	Billy White	08-09-10-11	134	2,069
10.	Chad Nelson	94-95-96-97	112	2,007
11.	Kyle Spain	06-07-08-09	115	1,959
12.	Jamaal Franklin	11-12-13	87	1,952
13.	Lorenzo Wade	07-08-09	92	1,918
14.	Will Connelly	75-76-77	82	1,901
15.	Jeremy Hemsley	16-17-18-19	127	1,888
16.	Malik Pope	15-16-17-18	124	1,869
17.	Kawhi Leonard	10-11	70	1,862
18.	Xavier Thames	12-13-14	97	1,833
19.	Joel Kramer	74-76-77-78	99	1,822
20.	Richie Williams	06-07-08-09	127	1,807
21.	D.J. Gay	08-09-10-11	140	1,783

Victories

since 1975-76				
Rk	Name	Years	GP	Wins
1.	Skylar Spencer	13-14-15-16	144	109
2.	D.J. Gay	08-09-10-11	140	105
3.	Winston Shepard	13-14-15-16	139	104
4.	Chase Tapley	10-11-12-13	134	103
5.	Billy White	08-09-10-11	134	101
6.	Dakarai Allen	14-15-16-17	133	99
7.	Trey Kell	15-16-17-18	134	92
8.	Malik Pope	15-16-17-18	125	86
8.	Matt Shrigley	14-15-16-17	113	85
8.	Tim Shelton	08-09-10-11-12	109	85
8.	Richie Williams	06-07-08-09	127	85
11.	Jeremy Hemsley	16-17-18-19	127	84
12.	JJ O'Brien	13-14-15	105	80
12.	Kyle Spain	06-07-08-09	115	80

SAN DIEGO STATE CAREER RECORDS (CONT.)

15.	James Rahon	11-12-13	100	78
16.	Leonard Allen	82-83-84-85	116	76
17.	Xavier Thames	12-13-14	97	75
18.	Matt Thomas	05-06-07-08-09	124	74
19.	Brandon Heath	04-05-06-07	125	71
20.	Jamaal Franklin	11-12-13	87	68
21.	Michael Cage	81-82-83-84	112	68

Conference Victories

<i>since 1975-76</i>				
Rk	Name	Years	CGP	Wins
1.	Winston Shepard	13-14-15-16	70	55
1.	Skylar Spencer	13-14-15-16	70	55
3.	Dakarai Allen	14-15-16-17	68	51
4.	Matt Shrigley	14-15-16-17	64	49
5.	Trey Kell	15-16-17-18	68	48
5.	Malik Pope	15-16-17-18	67	48
7.	D.J. Gay	08-09-10-11	64	45
8.	Jeremy Hemsley	16-17-18-19	64	44
9.	Billy White	08-09-10-11	56	43
10.	Chase Tapley	10-11-12-13	59	41
11.	JJ O'Brien	13-14-15	51	39
11.	Richie Williams	06-07-08-09	60	39
13.	Kyle Spain	06-07-08-09	51	36
13.	Leonard Allen	82-83-84-85	64	36
15.	Xavier Thames	12-13-14	44	33
15.	Michael Cage	81-82-83-84	64	33
17.	Matt Thomas	05-06-07-08-09	59	32
17.	Brandon Heath	04-05-06-07	60	32
17.	Anthony Watson	83-84-85-86	64	32
20.	James Rahon	11-12-13	44	31

SAN DIEGO STATE SINGLE-SEASON RECORDS (CONT.)

16.	Kawhi Leonard (Fr.)	17.55	10
17.	Leon Carter (Sr.)	17.38	96
18.	Rodney Hawkins (Sr.)	17.34	88
19.	Jamaal Franklin (So.)	17.03	12
20.	Malcolm Thomas (Sr.)	16.97	11
21.	Eddy Gordon (Fr.)	16.78	80
22.	Joe McNaull (So.)	15.93	92
23.	Michael Cage (So.)	15.86	82
24.	Jalen McDaniels (Fr.)	15.73	18
25.	Carlus Groves (Sr.)	15.68	94
26.	Mitch McMullen (Sr.)	15.52	89

	Devin Watson (Sr.)	13.85	19

Pts.-Rebs.-Assists (PRA)

since 1972-73 season

Rk	Name (Class)	PRA	Yr.
1.	Michael Cage (Sr.)	1,050	84
2.	Kawhi Leonard (So.)	1,028	11
3.	Jamaal Franklin (Jr.)	981	13
4.	Michael Cage (Jr.)	932	83
5.	Randy Holcomb (Sr.)	911	02
6.	Brandon Heath (Sr.)	884	07
7.	Marcus Slaughter (Jr.)	879	06
8.	Anthony Watson (Sr.)	868	86
9.	Jamaal Franklin (So.)	856	12
10.	Xavier Thames (Sr.)	853	14
11.	Kawhi Leonard (Fr.)	834	10
12.	Brandon Heath (Jr.)	832	06
12.	Steve Copp (Sr.)	832	76
14.	Aerick Sanders (Sr.)	808	04
15.	Malcolm Thomas (Sr.)	807	11
16.	Steve Malovic (Sr.)	793	79
17.	Marty Dow (Sr.)	786	91
18.	Will Connelly (Jr.)	771	76
19.	Winston Shepard (Sr.)	768	16
20.	Tony Bland (Jr.)	762	02
21.	Chase Tapley (Jr.)	760	12
22.	Shawn Jamison (Jr.)	759	90
23.	Marcus Slaughter (So.)	757	05
24.	Lorenzo Wade (Jr.)	756	08
25.	Anthony Watson (Jr.)	751	85

	Jalen McDaniels (So.)	740	19
	Devin Watson (Sr.)	645	19

PRA Average

since 1972-73 season

Rk	Name (Class)	PRA/G Yr.
1.	Michael Cage (Sr.)	37.50 84
2.	Michael Cage (Jr.)	33.29 83
3.	Anthony Watson (Sr.)	31.00 86
4.	Jamaal Franklin (Jr.)	29.73 13
5.	Steve Malovic (Sr.)	29.37 79
6.	Marcus Slaughter (Jr.)	29.30 06
7.	Steve Copp (Sr.)	28.69 76
8.	Chris McMurray (Jr.)	28.64 72
9.	Kawhi Leonard (So.)	28.56 11
10.	Marcus Slaughter (So.)	28.04 05
11.	Randy Holcomb (Sr.)	27.61 02
12.	Will Connelly (So.)	27.52 75
13.	Jalen McDaniels (So.)	27.41 19
14.	Marty Dow (Sr.)	27.10 91
15.	Aerick Sanders (Sr.)	26.93 04
16.	Brandon Heath (Sr.)	26.78 07
17.	Kim Goetz (Sr.)	26.77 79
18.	Jamaal Franklin (So.)	26.75 12
19.	Will Connelly (Jr.)	26.59 76
20.	Carlus Groves (Sr.)	25.95 94
21.	Brandon Heath (So.)	25.52 05
22.	Jason Richey (Jr.)	25.48 97
23.	Brandon Heath (Jr.)	25.21 06
24.	Steve Copp (Jr.)	25.11 75

25.	Steffond Johnson (Sr.)	24.76	86
26.	Joel Kramer (Sr.)	24.68	78

	Devin Watson (Sr.)	23.89	19

Victories

DI	Name (Class)	Wins	Yr.
1.	Brian Carlwell (Sr.)	34	11
1.	D.J. Gay (Sr.)	34	11
1.	James Rahon (So.)	34	11
1.	Malcolm Thomas (Sr.)	34	11
5.	Kawhi Leonard (So.)	33	11
5.	Billy White (Sr.)	33	11
7.	Matt Shrigley (Fr.)	31	14
7.	Skylar Spencer (So.)	31	14
7.	Xavier Thames (Sr.)	31	14
7.	Chase Tapley (So.)	31	11
11.	Josh Davis (Sr.)	30	14
11.	JJ O'Brien (So.)	30	14
11.	Winston Shepard (So.)	30	14
14.	Dwayne Palee II (Jr.)	29	14
14.	Aqeel Quinn (Jr.)	29	14
16.	Dakarai Allen (Jr.)	28	16
16.	Angelo Chol (Sr.)	28	16
16.	Zylan Cheatham (Fr.)	28	16
16.	Trey Kell (So.)	28	16
16.	Malik Pope (So.)	28	16
16.	Skylar Spencer (Sr.)	28	16
16.	Tim Shelton (Jr.)	28	11
23.	Jeremy Hemsley (Fr.)	27	16
23.	Winston Shepard (Sr.)	27	16
23.	JJ O'Brien (Sr.)	27	16
23.	Winston Shepard (Jr.)	27	16
23.	Skylar Spencer (Jr.)	27	16

SAN DIEGO STATE FRESHMAN RECORDS (CONT.)

4.	Jalen McDaniels	622	2018
5.	Jeremy Hemsley	600	2016
6.	Tony Ross	551	1987
7.	Brandon Heath	546	2004
8.	Zylan Cheatham	541	2016
9.	Matt Mitchell	534	2018
10.	Presnell Gilbert	516	1977

Nathan Mensah 301 2019

PRA Average

since 1972-73 season

Rk	Name	PRAPG	Year
1.	Kawhi Leonard	24.53	2010
2.	Michael Cage	24.48	1981
3.	Presnell Gilbert	23.45	1977
4.	Eddy Gordon	23.33	1980
5.	Tony Ross	19.68	1987
6.	Jalen McDaniels	18.85	2018
7.	Steve Copp	18.31	1973
8.	Brandon Heath	18.20	2004
9.	Eddie Morris	18.08	1980
10.	Myron Epps	17.96	1999

Nathan Mensah 11.15 2019

SAN DIEGO STATE SCHEDULE/RESULTS

Record: 18-9 (Home: 13-2, Away: 4-5, Neutral: 1-2)
 Mountain West: 10-4 (Home: 7-0, Away: 3-4)

Date	SDSU NR	Opponent	SDSU Result	W-L	Record	MW	Scorer	San Diego State High			Attendance
								Rebounder	Assists		
Nov. 6	rv/--	ARKANSAS-PINE BLUFF	W 76-60	W1	1-0		Watson - 20	McDaniels - 9	McDaniels - 5		11,077
Nov. 14		TEXAS SOUTHERN	W 103-64	W2	2-0		Mitchell - 21	McDaniels - 9	Watson - 8		10,507
Nov. 19		vs. (1/1) Duke # (QF) (D)	L 90-64	L1	2-1		Watson - 15	McDaniels - 5	McDaniels/Watson - 3		2,400 (c)
Nov. 20		vs. Xavier # (C-SF) (D)	W 79-74	W1	3-1		McDaniels - 26	McDaniels - 8	Watson - 7		2,400 (c)
Nov. 21		vs. (rv/rv) Iowa State # (5P) (D)	L 87-57	L1	3-2		Mitchell - 14	McDaniels - 7	Schakel/Hemsley - 2		2,400 (c)
Nov. 27		JACKSON STATE	W 87-44	W1	4-2		Mitchell/Schakel - 15	N. Mensah - 11	McDaniels/Watson - 4		10,453
Dec. 1		at Illinois State S (D)	W 75-65	W2	5-2		Watson - 23	McDaniels - 15	Watson - 7		6,245
Dec. 5		SAN DIEGO	L 73-61	L1	5-3		Watson - 22	McDaniels - 8	Mitchell/Watson - 3		11,082
Dec. 8		at California	L 89-83	L2	5-4		McDaniels - 20	McDaniels/Hemsley - 6	Watson - 7		5,268
Dec. 12		CAL STATE DOMINGUEZ HILLS	W 99-46	W1	6-4		Mitchell - 20	Schakel/Narain - 7	Watson - 8		10,283
Dec. 22		BRIGHAM YOUNG (D)	W 90-81	W2	7-4		Watson - 23	Schakel - 8	Watson - 8		11,321
Dec. 29		BROWN	L 82-61	L1	7-5		McDaniels - 19	N. Mensah - 7	Watson - 5		10,821
Jan. 1		CSUN (D)	W 65-60	W1	8-5		McDaniels - 20	McDaniels - 13	Watson - 6		9,971
Jan. 5		at Boise State*	L 88-64	L1	8-6	0-1	Watson - 24	McDaniels - 5	Watson - 3		5,425
Jan. 8		WYOMING*	W 84-54	W1	9-6	1-1	McDaniels - 22	McDaniels - 12	Watson - 8		10,130
Jan. 12		at Air Force* (D)	L 62-48	L1	9-7	1-2	McDaniels - 18	McDaniels - 11	Watson - 4		2,346
Jan. 15		NEW MEXICO*	W 97-77	W1	10-7	2-2	McDaniels - 24	McDaniels - 11	Hemsley/Mitchell - 9		10,277
Jan. 22		at Fresno State*	L 66-62	L1	10-8	2-3	McDaniels - 19	McDaniels - 10	Watson - 3		5,792
Jan. 26		UNLV* (D)	W 94-77	W1	11-8	3-3	McDaniels - 30	McDaniels - 13	McDaniels - 4		11,254
Jan. 30		AIR FORCE*	W 66-51	W2	12-8	4-3	Watson - 15	McDaniels - 11	Hemsley - 5		10,107
Feb. 2		at San José State*	W 67-56	W3	13-8	5-3	Watson - 27	McDaniels - 9	Watson - 6		2,430
Feb. 5		at New Mexico*	L 83-70	L1	13-9	5-4	McDaniels - 25	McDaniels - 9	Watson/Hemsley - 3		10,279
Feb. 9		UTAH STATE*	W 68-63	W1	14-9	6-4	Watson - 23	N. Mensah - 10	McDaniels/Watson - 3		10,631
Feb. 12		at Colorado State*	W 71-60	W2	15-9	7-4	Watson - 21	McDaniels - 12	Arop - 3		2,596
Feb. 16		BOISE STATE* (D)	W 71-65	W3	16-9	8-4	Watson - 19	N. Mensah - 8	Hemsley - 6		11,040
Feb. 20		(6/6) NEVADA*	W 65-57	W4	17-9	9-4	Hemsley/Watson - 15	Mitchell - 9	Watson - 8		12,414 (c)
Feb. 23		at UNLV*	W 60-59	W5	18-9	10-4	McDaniels - 16	Schakel - 6	Watson - 4		10,427
Feb. 26		at Utah State*									
March 2		SAN JOSÉ STATE*									
March 6		FRESNO STATE*									
March 9		at Nevada*									

Caps denotes home game. # - Maui Jim Maui Invitational (Lahaina Civic Center; Lahaina, Hawaii). S - Mountain West-Missouri Valley Challenge. * - Mountain West Game. ` - Mountain West Men's Basketball Championship (Thomas & Mack Center; Las Vegas, Nevada). c - Capacity crowd. SDSU NR - San Diego State national ranking (Associated Press and USA Today coaches polls at game time). Time to the right of opponent name indicates time remaining on a game-winning shot. D - Indicates game played during the afternoon

Record/Attendance Summary

	G	W-L	Total	Average	High
Home	15	13-2	161,368	10,758	12,414 vs. No. 6/6 Nevada (Feb. 20)
Mountain West	7	7-0	75,853	10,836	12,414 vs. No. 6/6 Nevada (Feb. 20)
Away	9	4-5	50,808	5,645	10,427
Mountain West	7	3-4	239,295	5,614	10,427
Neutral	3	1-2	7,200	2,400	2,400
Total	27	18-9	219,376	8,125	12,414 vs. No. 6/6 Nevada (Feb. 20)
Mountain West	14	10-4	115,148	8,225	12,414 vs. No. 6/6 Nevada (Feb. 20)

Win/Loss Margin

	1	2	4	5	6	8	9	10	11	12	13	14	15	16	17	20	21	24	26	30	39	43	53	=<3	=<5	=<10	
Win	1			3	1	1	1	1	2					1	1	1	1			1	1	1	1	1	1	3	7
Loss			1		1					1	1	1						1	1	1	1				1		2

SEASON STATS

Record: 18-9 (Home: 13-2, Away: 4-5, Neutral: 1-2)

No.	Player	GP	GS	Min	Avg	TOTAL			3-PTS			REBOUNDS						PF	FO	A	TO	Blk	Stl	Pts	Avg	
						FG	FGA	Pct	3FG	FGA	Pct	FT	FTA	Pct	Off	Def	Tot									Avg
05	MCDANIELS, Jalen	27	27	850	31.5	180	373	.483	20	63	.317	75	102	.735	59	166	225	8.3	74	3	60	68	12	32	455	16.9
00	WATSON, Devin	27	27	918	34.0	141	334	.422	69	178	.388	88	117	.752	10	73	83	3.1	39	0	123	75	0	26	439	16.3
11	MITCHELL, Matt	27	27	712	26.4	95	224	.424	32	101	.317	64	82	.780	17	92	109	4.0	75	3	53	51	4	21	286	10.6
42	HEMSLEY, Jeremy	26	25	781	30.0	83	195	.426	25	74	.338	48	72	.667	14	64	78	3.0	45	0	61	55	14	29	239	9.2
20	SCHAKEL, Jordan	21	16	507	24.1	50	110	.455	36	82	.439	31	37	.838	16	64	80	3.8	67	4	23	11	3	20	167	8.0
31	MENSAH, Nathan	27	13	505	18.7	53	91	.582	0	0	.000	37	52	.712	58	86	144	5.3	75	3	14	17	32	5	143	5.3
03	AROP, Aguek	25	0	341	13.6	32	67	.478	3	13	.231	16	25	.640	28	39	67	2.7	40	1	20	25	11	14	83	3.3
24	NARAIN, Nolan	24	0	303	12.6	31	61	.508	3	10	.300	9	19	.474	28	32	60	2.5	50	0	14	21	6	7	74	3.1
02	SEIKO, Adam	26	0	346	13.3	16	39	.410	14	33	.424	20	26	.769	3	26	29	1.1	23	0	19	16	1	8	66	2.5
23	CHANG, Ed	11	0	45	4.1	5	14	.357	5	13	.385	2	2	1.000	2	7	9	0.8	1	0	4	3	2	1	17	1.5
35	MENSAH, Joel	13	0	63	4.8	4	21	.190	0	0	.000	6	9	.667	4	8	12	0.9	8	0	0	0	2	0	14	1.1
04	SOHIKISH, Michael	9	0	29	3.2	1	6	.167	0	3	.000	2	2	1.000	0	1	1	0.1	4	0	4	1	0	2	4	0.4
TEAM														46	34	80	3.0	1			5			0		
SAN DIEGO STATE		27				691	1535	.450	207	570	.363	398	545	.730	285	692	977	36.2	502	14	395	348	87	165	1987	73.6
OPPONENTS		27				631	1529	.413	220	658	.334	351	497	.706	267	627	894	33.1	525	12	348	365	70	164	1833	67.9

SCORE BY PERIODS:	1st	2nd	OT	2OT	Total
SAN DIEGO STATE	951	1036			1987
OPPONENTS	851	982			1833

Mountain West: 10-4 (Home: 7-0, Away: 3-4)

No.	Player	GP	GS	Min	Avg	TOTAL			3-PTS			REBOUNDS						PF	FO	A	TO	Blk	Stl	Pts	Avg		
						FG	FGA	Pct	3FG	FGA	Pct	FT	FTA	Pct	Off	Def	Tot									Avg	
05	MCDANIELS, Jalen	14	14	465	33.2	108	219	.493	10	32	.313	37	47	.787	35	93	128	9.1	38	2	25	36	5	17	263	18.8	
00	WATSON, Devin	14	14	473	33.8	78	185	.422	34	91	.374	50	65	.769	3	44	47	3.4	23	0	53	42	0	15	240	17.1	
11	MITCHELL, Matt	14	14	385	27.5	41	108	.380	15	50	.300	24	27	.889	7	54	61	4.4	41	2	28	30	2	13	121	8.6	
42	HEMSLEY, Jeremy	13	12	383	29.5	38	90	.422	10	38	.263	22	34	.647	5	35	40	3.1	21	0	33	27	10	14	108	8.3	
31	MENSAH, Nathan	14	13	293	20.9	31	53	.585	0	0	.000	17	21	.810	33	45	78	5.6	49	3	8	8	17	2	79	5.6	
03	AROP, Aguek	14	0	220	15.7	21	39	.538	2	7	.286	9	17	.529	16	20	36	2.6	23	0	14	15	7	11	53	3.8	
20	SCHAKEL, Jordan	8	3	164	20.5	17	39	.436	11	29	.379	8	12	.667	3	18	21	2.6	24	1	5	1	1	10	53	6.6	
24	NARAIN, Nolan	12	0	166	13.8	14	36	.389	1	7	.143	1	3	.333	13	14	27	2.3	29	0	7	9	1	4	30	2.5	
02	SEIKO, Adam	14	0	202	14.4	7	20	.350	7	19	.368	5	8	.625	1	15	16	1.1	12	0	12	12	1	3	26	1.9	
23	CHANG, Ed	5	0	17	3.4	2	6	.333	2	6	.333	2	2	1.000	2	2	4	0.8	1	0	2	0	0	1	8	1.6	
35	MENSAH, Joel	6	0	24	4.0	1	4	.250	0	0	.000	2	2	1.000	1	4	5	0.8	6	0	0	0	2	0	4	0.7	
04	SOHIKISH, Michael	3	0	7	2.3	1	4	.250	0	2	.000	0	0	.000	0	0	0	0.0	0	0	1	0	0	0	2	0.7	
TEAM															27	17	44	3.1	0			2			0		
SAN DIEGO STATE		14				359	803	.447	92	281	.327	177	238	.744	146	361	507	36.2	267	8	188	182	46	90	987	70.5	
OPPONENTS		14				316	769	.411	116	333	.348	170	248	.685	127	326	453	32.4	247	5	175	188	38	87	918	65.6	

SCORE BY PERIODS:	1st	2nd	OT	2OT	Total
SAN DIEGO STATE	461	526			987
OPPONENTS	403	515			918

HOME/AWAY STATS

Home: 13-2

No.	Player	GP	GS	Min	Avg	TOTAL			3-PTS			FT			REBOUNDS							PF	FO	A	TO	Blk	Stl	Pts	Avg
						FG	FGA	Pct	3FG	FGA	Pct	FT	FTA	Pct	Off	Def	Tot	Avg											
05	MCDANIELS, Jalen	15	15	459	30.6	93	202	.460	13	38	.342	45	60	.750	28	95	123	8.2	42	2	41	41	6	25	244	16.3			
00	WATSON, Devin	15	15	500	33.3	74	175	.423	39	96	.406	52	68	.765	4	43	47	3.1	19	0	74	38	0	13	239	15.9			
11	MITCHELL, Matt	15	15	422	28.1	66	142	.465	24	61	.393	37	49	.755	12	59	71	4.7	39	2	41	30	3	13	193	12.9			
42	HEMSLEY, Jeremy	14	14	408	29.1	46	105	.438	13	35	.371	23	38	.605	7	37	44	3.1	23	0	43	25	8	16	128	9.1			
31	MENSAH, Nathan	15	7	304	20.3	39	60	.650	0	0	.000	29	41	.707	36	55	91	6.1	43	3	9	11	24	3	107	7.1			
20	SCHAKEL, Jordan	11	9	262	23.8	29	61	.475	20	43	.465	23	27	.852	12	38	50	4.5	30	1	16	7	2	14	101	9.2			
03	AROP, Aquek	14	0	217	15.5	23	41	.561	3	7	.429	7	12	.583	21	25	46	3.3	23	1	12	18	8	7	56	4.0			
24	NARAIN, Nolan	14	0	143	10.2	19	34	.559	2	5	.400	9	15	.600	17	12	29	2.1	24	0	10	13	4	4	49	3.5			
02	SEIKO, Adam	14	0	179	12.8	10	24	.417	8	19	.421	14	16	.875	2	18	20	1.4	13	0	11	9	0	8	42	3.0			
23	CHANG, Ed	7	0	32	4.6	5	12	.417	5	11	.455	0	0	.000	2	6	8	1.1	0	0	3	3	2	1	15	2.1			
35	MENSAH, Joel	8	0	46	5.8	3	17	.176	0	0	.000	3	5	.600	4	5	9	1.1	7	0	0	0	0	0	9	1.1			
04	SOHIKISH, Michael	8	0	28	3.5	1	6	.167	0	3	.000	2	2	1.000	0	1	1	0.1	4	0	4	1	0	1	4	0.5			
TEAM															26	23	49	3.3	1				4				0		
SAN DIEGO STATE		15				408	879	.464	127	318	.399	244	333	.733	171	417	588	39.2	268	9	264	200	57	105	1187	79.1			
OPPONENTS		15				336	857	.392	115	358	.321	167	250	.668	130	337	467	31.1	312	7	196	221	46	94	954	63.6			

SCORE BY PERIODS:	1st	2nd	OT	2OT	Total
SAN DIEGO STATE	572	615			1187
OPPONENTS	437	517			954

Road/Neutral: 5-7 (Away: 4-5, Neutral: 1-2)

No.	Player	GP	GS	Min	Avg	TOTAL			3-PTS			FT			REBOUNDS							PF	FO	A	TO	Blk	Stl	Pts	Avg
						FG	FGA	Pct	3FG	FGA	Pct	FT	FTA	Pct	Off	Def	Tot	Avg											
05	MCDANIELS, Jalen	12	12	391	32.6	87	171	.509	7	25	.280	30	42	.714	31	71	102	8.5	32	1	19	27	6	7	211	17.6			
00	WATSON, Devin	12	12	418	34.8	67	159	.421	30	82	.366	36	49	.735	6	30	36	3.0	20	0	49	37	0	13	200	16.7			
42	HEMSLEY, Jeremy	12	11	373	31.1	37	90	.411	12	39	.308	25	34	.735	7	27	34	2.8	22	0	18	30	6	13	111	9.3			
11	MITCHELL, Matt	12	12	290	24.2	29	82	.354	8	40	.200	27	33	.818	5	33	38	3.2	36	1	12	21	1	8	93	7.8			
20	SCHAKEL, Jordan	10	7	245	24.5	21	49	.429	16	39	.410	8	10	.800	4	26	30	3.0	37	3	7	4	1	6	66	6.6			
31	MENSAH, Nathan	12	6	201	16.8	14	31	.452	0	0	.000	8	11	.727	22	31	53	4.4	32	0	5	6	8	2	36	3.0			
03	AROP, Aquek	11	0	124	11.3	9	26	.346	0	6	.000	9	13	.692	7	14	21	1.9	17	0	8	7	3	7	27	2.5			
24	NARAIN, Nolan	10	0	160	16.0	12	27	.444	1	5	.200	0	4	.000	11	20	31	3.1	26	0	4	8	2	3	25	2.5			
02	SEIKO, Adam	12	0	167	13.9	6	15	.400	6	14	.429	6	10	.600	1	8	9	0.8	10	0	8	7	1	0	24	2.0			
35	MENSAH, Joel	5	0	17	3.4	1	4	.250	0	0	.000	3	4	.750	0	3	3	0.6	1	0	0	0	2	0	5	1.0			
23	CHANG, Ed	4	0	13	3.3	0	2	.000	0	2	.000	2	2	1.000	0	1	1	0.3	1	0	1	0	0	2	0.5				
04	SOHIKISH, Michael	1	0	1	1.0	0	0	.000	0	0	.000	0	0	.000	0	0	0	0.0	0	0	0	0	0	1	0	0.0			
TEAM															20	11	31	2.6	0				1				0		
SAN DIEGO STATE		12				283	656	.431	80	252	.317	154	212	.726	114	275	389	32.4	234	5	131	148	30	60	800	66.7			
OPPONENTS		12				295	672	.439	105	300	.350	184	247	.745	137	290	427	35.6	213	5	152	144	24	70	879	73.2			

SCORE BY PERIODS:	1st	2nd	OT	2OT	Total
SAN DIEGO STATE	379	421			800
OPPONENTS	414	465			879

WIN/LOSS STATS

Wins: 18

No.	Player	GP	GS	Min	Avg	TOTAL			3-PTS			REBOUNDS			PF	FO	A	TO	Blk	Stl	Pts	Avg				
						FG	FGA	Pct	3FG	FGA	Pct	FT	FTA	Pct									Off	Def	Tot	Avg
00	WATSON, Devin	18	18	615	34.2	98	228	.430	55	129	.426	67	86	.779	7	52	59	3.3	19	0	91	49	0	18	318	17.7
05	MCDANIELS, Jalen	18	18	571	31.7	122	255	.478	17	48	.354	46	65	.708	40	118	158	8.8	47	1	43	46	7	25	307	17.1
11	MITCHELL, Matt	18	18	476	26.4	72	160	.450	27	75	.360	42	55	.764	13	68	81	4.5	47	1	43	33	4	16	213	11.8
42	HEMSLEY, Jeremy	17	17	502	29.5	59	130	.454	19	51	.373	29	47	.617	9	40	49	2.9	26	0	52	33	11	22	166	9.8
20	SCHAKEL, Jordan	12	9	304	25.3	36	69	.522	25	50	.500	18	21	.857	11	50	61	5.1	37	2	14	7	1	13	115	9.6
31	MENSAH, Nathan	18	10	374	20.8	38	64	.594	0	0	.000	27	37	.730	43	69	112	6.2	54	3	10	14	24	4	103	5.7
03	AROP, Aguek	16	0	250	15.6	26	45	.578	2	8	.250	8	17	.471	23	29	52	3.3	26	1	16	21	10	11	62	3.9
24	NARAIN, Nolan	16	0	194	12.1	25	47	.532	2	6	.333	8	13	.615	24	23	47	2.9	33	0	12	15	4	5	60	3.8
02	SEIKO, Adam	18	0	225	12.5	11	29	.379	9	24	.375	14	16	.875	3	19	22	1.2	17	0	16	13	0	7	45	2.5
23	CHANG, Ed	6	0	26	4.3	5	12	.417	5	11	.455	0	0	.000	2	5	7	1.2	0	0	3	1	2	1	15	2.5
35	MENSAH, Joel	8	0	41	5.1	3	13	.231	0	0	.000	3	5	.600	4	6	10	1.3	6	0	0	0	1	0	9	1.1
04	SOHIKISH, Michael	7	0	22	3.1	1	6	.167	0	3	.000	2	2	1.000	0	1	1	0.1	4	0	4	1	0	1	4	0.6
TEAM																										
SAN DIEGO STATE		18				496 1058 .469			161 405 .398			264 364 .725			212 500 712 39.6		317		8 304 238		64 123 1417		78.7			
OPPONENTS		18				389 1031 .377			127 424 .300			208 299 .696			173 397 570 31.7		350		8 217 260		47 115 1113		61.8			

SCORE BY PERIODS:	1st	2nd	OT	2OT	Total
SAN DIEGO STATE	676	741			1417
OPPONENTS	503	610			1113

Losses: 9

No.	Player	GP	GS	Min	Avg	TOTAL			3-PTS			REBOUNDS			PF	FO	A	TO	Blk	Stl	Pts	Avg				
						FG	FGA	Pct	3FG	FGA	Pct	FT	FTA	Pct									Off	Def	Tot	Avg
05	MCDANIELS, Jalen	9	9	279	31.0	58	118	.492	3	15	.200	29	37	.784	19	48	67	7.4	27	2	17	22	5	7	148	16.4
00	WATSON, Devin	9	9	303	33.7	43	106	.406	14	49	.286	21	31	.677	3	21	24	2.7	20	0	32	26	0	8	121	13.4
42	HEMSLEY, Jeremy	9	8	279	31.0	24	65	.369	6	23	.261	19	25	.760	5	24	29	3.2	19	0	9	22	3	7	73	8.1
11	MITCHELL, Matt	9	9	236	26.2	23	64	.359	5	26	.192	22	27	.815	4	24	28	3.1	28	2	10	18	0	5	73	8.1
20	SCHAKEL, Jordan	9	7	203	22.6	14	41	.341	11	32	.344	13	16	.813	5	14	19	2.1	30	2	9	4	2	7	52	5.8
31	MENSAH, Nathan	9	3	131	14.6	15	27	.556	0	0	.000	10	15	.667	15	17	32	3.6	21	0	4	3	8	1	40	4.4
02	SEIKO, Adam	8	0	121	15.1	5	10	.500	5	9	.556	6	10	.600	0	7	7	0.9	6	0	3	3	1	1	21	2.6
03	AROP, Aguek	9	0	91	10.1	6	22	.273	1	5	.200	8	8	1.000	5	10	15	1.7	14	0	4	4	1	3	21	2.3
24	NARAIN, Nolan	8	0	109	13.6	6	14	.429	1	4	.250	1	6	.167	4	9	13	1.6	17	0	2	6	2	2	14	1.8
35	MENSAH, Joel	5	0	22	4.4	1	8	.125	0	0	.000	3	4	.750	0	2	2	0.4	2	0	0	0	1	0	5	1.0
23	CHANG, Ed	5	0	19	3.8	0	2	.000	0	2	.000	2	2	1.000	0	2	2	0.4	1	0	1	2	0	0	2	0.4
04	SOHIKISH, Michael	2	0	7	3.5	0	0	.000	0	0	.000	0	0	.000	0	0	0	0.0	0	0	0	0	0	1	0	0.0
TEAM																										
SAN DIEGO STATE		9				195 477 .409			46 165 .279			134 181 .740			73 192 265 29.4		185		6 91 110		23 42 570		63.3			
OPPONENTS		9				242 498 .486			93 234 .397			143 198 .722			94 230 324 36.0		175		- 131 105		23 49 720		80.0			

SCORE BY PERIODS:	1st	2nd	OT	2OT	Total
SAN DIEGO STATE	275	295			570
OPPONENTS	348	372			720

VS. NATIONALLY RANKED OPPONENTS

Record: 1-1 (Home: 1-0, Away: 0-0, Neutral: 0-1)

No.	Player	GP	GS	Min	Avg	TOTAL			3-PTS			REBOUNDS			PF	FO	A	TO	Blk	Stl	Pts	Avg							
						FG	FGA	Pct	3FG	FGA	Pct	FT	FTA	Pct									Off	Def	Tot	Avg			
00	WATSON, Devin	2	2	73	36.5	10	22	.455	4	12	.333	6	8	.750	1	8	9	4.5	3	0	11	6	0	3	30	15.0			
42	HEMSLEY, Jeremy	2	2	54	27.0	10	23	.435	2	8	.250	5	6	.833	0	10	10	5.0	5	0	1	4	1	1	27	13.5			
05	MCDANIELS, Jalen	2	2	67	33.5	7	24	.292	0	2	.000	7	10	.700	1	10	11	5.5	8	1	4	6	3	0	21	10.5			
11	MITCHELL, Matt	2	2	62	31.0	6	18	.333	1	8	.125	6	8	.750	2	10	12	6.0	6	0	0	6	0	2	19	9.5			
20	SCHAKEL, Jordan	2	1	39	19.5	3	8	.375	3	6	.500	2	2	1.000	3	4	7	3.5	7	0	1	1	0	2	11	5.5			
03	AROP, Aguek	2	0	34	17.0	4	8	.500	0	1	.000	0	2	.000	1	5	6	3.0	2	0	0	1	2	3	8	4.0			
02	SEIKO, Adam	2	0	15	7.5	2	3	.667	2	3	.667	2	4	.500	1	0	1	0.5	2	0	0	1	0	1	8	4.0			
31	MENSAH, Nathan	2	1	20	10.0	2	6	.333	0	0	.000	0	0	.000	4	4	8	4.0	7	1	3	1	1	0	4	2.0			
24	NARAIN, Nolan	2	0	28	14.0	0	2	.000	0	0	.000	1	4	.250	1	2	3	1.5	4	0	0	1	0	1	1	0.5			
23	CHANG, Ed	1	0	4	4.0	0	0	.000	0	0	.000	0	0	.000	0	0	0	0.0	0	0	0	0	0	0	0	0.0			
35	MENSAH, Joel	1	0	4	4.0	0	2	.000	0	0	.000	0	0	.000	0	0	0	0.0	0	0	0	0	0	0	0	0.0			
04	SOHIKISH, Michael	1	0	1	1.0	0	0	.000	0	0	.000	0	0	.000	0	0	0	0.0	0	0	0	0	0	1	0	0.0			
TEAM														6	3	9	4.5	0				0				0			
SAN DIEGO STATE		2				44	116	.379	12	40	.300	29	44	.659	20	56	76	38.0	44	2	20	27	7	14	129	64.5			
OPPONENTS		2				48	113	.425	17	50	.340	34	54	.630	20	60	80	40.0	46	2	23	29	11	12	147	73.5			

SCORE BY PERIODS:	1st	2nd	OT	2OT	Total
SAN DIEGO STATE	62	67			129
OPPONENTS	70	77			147

MAUI JIM MAUI INVITATIONAL

Record: 1-2

No.	Player	GP	GS	Min	Avg	TOTAL			3-PTS			REBOUNDS			PF	FO	A	TO	Blk	Stl	Pts	Avg							
						FG	FGA	Pct	3FG	FGA	Pct	FT	FTA	Pct									Off	Def	Tot	Avg			
05	MCDANIELS, Jalen	3	3	93	31.0	17	37	.459	3	8	.375	10	16	.625	5	15	20	6.7	9	0	5	7	5	0	47	15.7			
00	WATSON, Devin	3	3	104	34.7	13	33	.394	9	23	.391	9	10	.900	3	6	9	3.0	4	0	11	8	0	3	44	14.7			
11	MITCHELL, Matt	3	3	70	23.3	9	21	.429	3	11	.273	13	14	.929	2	8	10	3.3	9	0	1	4	1	2	34	11.3			
42	HEMSLEY, Jeremy	3	3	94	31.3	8	23	.348	0	5	.000	10	10	1.000	0	6	6	2.0	5	0	6	6	0	2	26	8.7			
20	SCHAKEL, Jordan	3	3	79	26.3	9	18	.500	6	14	.429	2	2	1.000	2	8	10	3.3	13	1	4	3	0	0	26	8.7			
02	SEIKO, Adam	3	0	37	12.3	3	5	.600	3	5	.600	4	6	.667	1	0	1	0.3	2	0	2	1	0	0	13	4.3			
24	NARAIN, Nolan	3	0	53	17.7	2	5	.400	0	1	.000	0	2	.000	2	8	10	3.3	8	0	2	5	2	2	4	1.3			
31	MENSAH, Nathan	3	0	39	13.0	1	5	.200	0	0	.000	1	2	.500	7	5	12	4.0	6	0	2	2	2	0	3	1.0			
03	AROP, Aguek	2	0	16	8.0	1	4	.250	0	1	.000	0	0	.000	0	5	5	2.5	2	0	1	0	1	1	2	1.0			
35	MENSAH, Joel	2	0	7	3.5	0	3	.000	0	0	.000	1	2	.500	0	0	0	0.0	0	0	0	0	0	0	1	0.5			
23	CHANG, Ed	2	0	7	3.5	0	1	.000	0	1	.000	0	0	.000	0	0	0	0.0	0	0	0	0	0	0	0	0.0			
04	SOHIKISH, Michael	1	0	1	1.0	0	0	.000	0	0	.000	0	0	.000	0	0	0	0.0	0	0	0	0	0	1	0	0.0			
TEAM														5	2	7	2.3	0				1				0			
SAN DIEGO STATE		3				63	155	.406	24	69	.348	50	64	.781	27	63	90	30.0	58	1	34	37	11	11	200	66.7			
OPPONENTS		3				85	176	.483	32	82	.390	49	69	.710	40	73	113	37.7	60	-	41	32	7	21	251	83.7			

SCORE BY PERIODS:	1st	2nd	OT	2OT	Total
SAN DIEGO STATE	101	99			200
OPPONENTS	135	116			251

TEAM GAME-BY-GAME

Opponent	Site/Date	FG-FGA	Pct	3P-3PA	Pct	FT-FTA	Pct	Off-Def	Tot	PF	AT	TO	BS	ST	1st-2nd	Pts
at SDSU Arkansas-Pine Bluff	H 11/6	24-56 20-56	.429 .357	12-27 8-28	.444 .286	16-22 12-14	.727 .857	10-25 10-27	35 37	14 22	18 9	12 18	2 2	9 9	36-40 29-31	76 60
at SDSU Texas Southern	H 11/14	34-65 24-72	.523 .333	8-18 5-26	.444 .192	27-36 11-18	.750 .611	15-33 16-20	48 36	20 27	18 14	13 14	4 0	7 7	49-54 28-36	103 64
SDSU vs. (1/1) Duke # (QF)	N 11/19	19-53 29-57	.358 .509	6-21 10-25	.286 .400	20-27 22-34	.741 .647	8-22 14-29	30 43	23 25	8 12	13 15	3 4	7 7	32-32 49-41	64 90
SDSU vs. Xavier # (C-SF)	N 11/20	26-51 28-60	.510 .467	11-27 8-25	.407 .320	16-20 10-15	.800 .667	11-22 13-16	33 29	18 20	17 12	13 11	6 1	2 7	37-42 40-34	79 74
SDSU vs. (rv/rv) Iowa State # (5P)	N 11/21	18-51 28-59	.353 .475	7-21 14-32	.333 .438	14-17 17-20	.824 .850	8-19 13-28	27 41	17 15	9 17	11 6	2 2	2 7	32-25 46-41	57 87
at SDSU Jackson State	H 11/27	29-57 15-58	.509 .259	10-24 4-20	.417 .200	19-25 10-14	.760 .714	10-34 10-19	44 29	16 23	20 9	21 23	5 5	13 9	49-38 21-23	87 44
SDSU at Illinois State S	A 12/1	27-60 18-58	.450 .310	6-20 5-24	.300 .208	15-26 24-31	.577 .774	17-30 14-22	47 36	24 22	13 8	14 11	2 1	6 5	37-38 32-33	75 65
at SDSU San Diego	H 12/5	18-44 24-53	.409 .453	4-15 7-24	.267 .292	21-30 18-30	.700 .600	6-24 10-22	30 32	25 23	10 14	12 9	2 5	2 4	33-28 26-47	61 73
SDSU at California	A 12/8	29-53 29-55	.547 .527	12-21 13-28	.571 .464	13-15 18-20	.867 .900	9-17 10-17	26 27	17 16	18 18	11 8	0 1	2 1	42-41 41-48	83 89
at SDSU Cal State Dominguez Hills	H 12/12	36-73 15-55	.493 .309	14-27 3-24	.519 .125	13-22 9-14	.591 .643	18-35 4-23	53 27	17 22	28 10	10 18	2 5	3 6	48-51 16-30	99 46
at SDSU Brigham Young	H 12/22	28-53 31-58	.528 .534	12-26 8-21	.462 .381	22-32 11-13	.688 .846	7-21 7-22	28 29	14 24	20 16	11 18	2 1	8 3	52-38 38-43	90 81
at SDSU Brown	H 12/29	19-54 31-58	.352 .534	5-17 15-28	.294 .536	18-26 5-9	.692 .556	9-23 6-30	32 36	16 24	12 21	14 13	7 2	6 5	22-39 50-32	61 82
at SDSU CSUN	H 1/1	25-62 21-61	.403 .344	8-25 4-20	.320 .200	7-9 14-17	.778 .824	11-26 13-26	37 39	14 15	16 13	11 13	4 3	8 7	21-44 32-28	65 60
SDSU at Boise State	A 1/5	22-54 29-51	.407 .569	3-21 8-22	.143 .364	17-22 22-28	.773 .786	7-18 8-25	25 33	25 17	10 13	9 12	1 2	5 4	25-39 46-42	64 88
at SDSU Wyoming	H 1/8	29-57 16-46	.509 .348	12-24 6-20	.500 .300	14-17 16-29	.824 .552	7-33 5-19	40 24	26 16	20 6	15 16	2 4	6 4	48-36 25-29	84 54
SDSU at Air Force	A 1/12	19-50 23-59	.380 .390	2-17 9-28	.118 .321	8-13 7-10	.615 .700	7-26 11-28	33 39	15 17	7 12	13 10	0 2	6 8	14-34 28-34	48 62
at SDSU New Mexico	H 1/15	38-69 24-56	.551 .429	10-23 13-32	.435 .406	11-12 16-19	.917 .842	14-24 8-17	38 25	19 18	30 17	13 17	2 2	6 7	44-53 39-38	97 77
SDSU at Fresno State	A 1/22	24-53 21-54	.453 .389	5-22 10-27	.227 .370	9-15 14-22	.600 .636	4-24 14-27	28 41	23 20	8 11	11 17	2 0	6 4	38-24 26-40	62 66
at SDSU UNLV	H 1/26	32-57 29-65	.561 .446	6-11 13-30	.545 .433	24-30 6-14	.800 .429	12-26 13-16	38 29	20 22	15 15	14 14	4 2	12 6	46-48 35-42	94 77
at SDSU Air Force	H 1/30	24-55 21-56	.436 .375	9-25 4-17	.360 .235	9-10 5-5	.900 1.00	9-29 4-23	38 27	11 13	18 15	16 11	6 2	6 9	36-30 19-32	66 51
SDSU at San José State	A 2/2	24-58 19-54	.414 .352	10-29 7-21	.345 .333	9-12 11-13	.750 .846	9-22 12-26	31 38	16 16	14 14	8 13	2 1	5 3	25-42 21-35	67 56
SDSU at New Mexico	A 2/5	27-65 28-52	.415 .538	2-10 7-20	.200 .350	14-16 20-25	.875 .800	15-19 8-24	34 32	24 18	9 13	16 15	6 5	6 9	37-33 36-47	70 83
at SDSU Utah State	H 2/9	22-59 20-51	.373 .392	7-21 10-24	.333 .417	17-21 13-17	.810 .765	14-24 9-26	38 35	17 22	15 12	8 12	4 3	5 3	33-35 29-34	68 63
SDSU at Colorado State	A 2/12	27-52 25-58	.519 .431	9-22 7-26	.409 .269	8-13 3-6	.615 .500	10-25 9-18	35 27	12 10	11 14	16 14	5 2	8 9	29-42 26-34	71 60
at SDSU Boise State	H 2/16	25-55 24-56	.455 .429	4-16 8-19	.250 .421	17-24 9-17	.708 .529	17-26 9-16	43 25	18 20	12 14	16 11	7 3	7 10	25-46 29-36	71 65
at SDSU (6/6) Nevada	H 2/20	25-63 19-56	.397 .339	6-19 7-25	.316 .280	9-17 12-20	.529 .600	12-34 6-31	46 37	21 21	12 11	14 14	4 7	7 5	30-35 21-36	65 57

INDIVIDUAL GAME-BY-GAME (POINTS/REBS./ASTS.)

	0	2	3	4	5	11	13	20	23	24	31	35	42
	Devin	Adam	Aguek	Michael	Jalen	Matt	Caleb	Jordan	Ed	Nolan	Nathan	Joel	Jeremy
Opponent	Watson	Seiko	Arop	Sohikish	McDaniels	Mitchell	Giordano	Schakel	Chang	Narain	Mensah	Mensah	Hemsley
ARKANSAS-PINE BLUFF	20/4/3	2/0/0	0/2/0	0/0/0	15/9/5	10/5/4	DND	7/5/2	CD	4/3/1	2/3/0	2/0/0	14/1/3
TEXAS SOUTHERN	14/2/8	0/1/1	2/4/0	0/0/0	14/9/1	21/5/3	DND	16/7/0	3/1/0	8/5/1	11/5/2	4/2/0	10/2/2
vs. (1/1) Duke # (QF)	15/4/3	8/0/0	2/4/0	0/0/0	11/5/3	11/3/0	DNT	5/4/1	0/0/0	0/2/0	0/2/1	0/0/0	12/4/0
vs. Xavier # (C-SF)	21/3/7	0/1/2	CD	CD	26/8/1	9/1/1	DNT	13/5/1	CD	4/5/1	2/5/0	CD	4/1/4
vs. (rv/rv) Iowa State # (5P)	8/2/1	5/0/0	0/1/1	CD	10/7/1	14/6/0	DNT	8/1/2	0/0/0	0/3/1	1/5/1	1/0/0	10/1/2
JACKSON STATE	10/3/4	3/3/1	0/4/2	0/0/1	14/3/4	15/6/3	DND	15/2/1	3/0/1	11/4/0	5/11/0	2/3/0	9/3/3
at Illinois State S	23/3/7	0/0/0	7/4/0	CD	12/15/2	9/2/1	DNT	3/7/0	CD	DNT-Flu	4/10/0	CD	17/5/3
SAN DIEGO	22/2/3	0/0/0	0/2/1	CD	12/8/2	13/4/3	DND	2/4/1	CD	0/0/0	6/3/0	CD	6/3/0
at California	13/2/7	2/1/0	0/0/0	CD	20/6/5	7/4/3	DNT	14/2/1	CD	2/2/0	6/1/1	CD	19/6/1
CAL STATE DOMINGUEZ HILLS	12/2/8	13/5/2	8/3/0	2/1/2	13/6/4	20/4/2	DND	7/7/2	3/3/1	9/7/2	8/6/0	1/2/0	3/3/5
BRIGHAM YOUNG	23/4/8	2/1/0	DND	CD	6/2/3	22/2/2	DND	12/8/2	CD	5/2/1	6/2/0	CD	14/5/4
BROWN	4/2/5	CD	11/5/0	0/0/0	19/6/2	8/1/1	DND	9/3/2	0/1/0	1/0/0	9/7/1	0/0/0	0/2/1
CSUN	14/3/6	5/1/1	0/2/2	CD	20/13/2	6/5/2	DND	3/4/3	CD	0/0/0	4/6/0	CD	13/2/0
at Boise State*	24/3/3	0/0/1	0/1/1	CD	14/5/1	6/2/1	DNT	8/2/2	0/1/1	0/1/0	4/3/0	4/1/0	4/3/0
WYOMING*	12/2/8	5/0/0	2/3/2	2/0/1	22/12/1	20/6/3	DND	14/7/2	3/3/1	INJ	4/6/2	0/0/0	DND-Flu
at Air Force*	9/4/4	3/2/0	3/1/0	CD	18/11/0	5/2/1	DNT	4/3/0	CD	INJ	4/5/0	DNT-Flu	2/3/2
NEW MEXICO*	21/5/2	0/1/2	10/4/2	0/0/0	24/11/4	5/5/9	DND	10/0/1	3/0/0	4/0/1	16/7/0	CD	4/2/9
at Fresno State*	13/3/3	3/3/1	0/0/1	CD	19/10/2	4/4/0	DNT	0/0/0	CD	5/2/1	4/0/0	CD	14/3/0
UNLV*	15/2/2	6/2/1	5/2/1	CD	30/13/4	11/5/3	DND	INJ	CD	6/4/1	8/6/0	CD	13/2/3
AIR FORCE*	15/1/4	3/4/2	8/4/0	0/0/0	11/11/4	11/3/1	DND	INJ	0/0/0	0/1/2	4/5/0	0/1/0	14/6/5
at San José State*	27/4/6	0/0/1	2/1/0	CD	22/9/1	5/3/3	DNT	INJ	CD	0/4/0	0/7/1	CD	11/1/2
at New Mexico*	13/2/3	0/1/1	5/1/0	CD	25/9/1	5/2/1	DNT	2/0/0	2/0/0	6/3/0	6/6/0	0/1/0	6/4/3
UTAH STATE*	23/4/3	3/1/1	0/5/2	CD	16/7/3	10/4/2	DND	INJ	CD	0/1/1	10/10/2	0/1/0	6/2/1
at Colorado State*	21/2/1	3/1/2	4/4/3	CD	18/12/1	3/4/1	DNT	INJ	CD	6/4/1	4/5/1	0/1/0	12/1/1
BOISE STATE*	19/6/2	0/0/0	4/4/0	CD	18/7/1	13/7/3	DND	INJ	CD	0/1/0	10/8/0	CD	7/5/6
(6/6) NEVADA*	15/5/8	0/1/0	6/2/0	CD	10/6/1	8/9/0	DND	6/3/0	CD	1/1/0	4/6/2	CD	15/6/1
at UNLV*	13/4/4	0/0/0	4/4/2	CD	16/5/1	15/5/0	DNT	9/6/0	CD	2/5/0	1/4/0	CD	0/2/0
at Utah State*													
SAN JOSÉ STATE*													
FRESNO STATE*													
at Nevada*													

Red indicates players started. CD – Did Not Play-Coach's Decision. DND - Did Not Dress. DNT - Did Not Travel. INJ – Did Not Play-Injured. SUSP - Suspension. Caps denotes home game. # - Maui Jim Maui Invitational (Lahaina Convention Center; Lahaina, Hawaii). S - Mountain West-Missouri Valley Challenge. * - Mountain West Game. ` - Mountain West Men's Basketball Championship (Thomas & Mack Center; Las Vegas, Nevada).

STARTING LINEUPS

F	F	G/F	G	G	W-L	Record As SDSU Starter	Season	Career*
McDaniels	Mitchell	Hemsley	Schakel	Watson	8-6	Jeremy Hemsley	17-8	56-32
McDaniels	Mitchell	Mensah, N.	Schakel	Watson	1-1	Jalen McDaniel	18-9	31-17
McDaniels	Mitchell	Mensah, N.	Hemsley	Watson	9-2	Nathan Mensah	10-3	10-3
						Matt Mitchell	18-9	40-19
						Nolan Narain		1-0
						Jordan Schakel	9-7	9-7
						Devin Watson	18-9	40-20

* Aztec career

INDIVIDUAL SUPERLATIVES

Category	San Diego State	Opponent
Points Scored	30 - Jalen McDaniels vs. UNLV (1-26-19)	30 - Derrick Alston, Boise State (1-5-19)
Field Goals	11 - Jalen McDaniels at New Mexico (2-5-19)	12 - Martaveous McKnight, Arkansas-Pine Bluff (11-6-18)
Field Goals Attempted	20 - Jalen McDaniels vs. Boise State (2-16-19)	26 - Martaveous McKnight, Arkansas-Pine Bluff (11-6-18)
Highest FG Percentage (min. 5 made)	1.000 (7-7) - Nathan Mensah vs. New Mexico (1-15-19)	.857 (6-7) - Tre Jones, (1/1) Duke (11-19-20)
Highest FG Percentage (min. 10 made)	.579 (11-19) - Jalen McDaniels at New Mexico (2-5-19)	.667 (10-15) - Nico Carvacho, Utah State (2-12-19)
3-Point Field Goals Made	6 - Devin Watson vs. Arkansas-Pine Bluff (11-6-18)	7 - Desmond Cambridge, Brown (12-29-18)
3-Point Field Goals Attempted	11 - Devin Watson vs. Xavier (11-20-18), at San José State (2-2-19)	12 - Sam Merrill, Utah State (2-9-19)
3-Point Field Goal Percentage (min. 4 made)	1.000 (4-4) - Matt Mitchell vs. Wyoming (1-8-19)	.833 (5-6) - Noah Robotham, UNLV (2-23-19)
3-Point Field Goal Percentage (min. 5 made)	.833 (5-6) - Jeremy Hemsley at California (12-8-18)	.833 (5-6) - Noah Robotham, UNLV (2-23-19)
Free Throws	12 - Devin Watson vs. Brigham Young (12-22-18)	12 - Phil Fayne, Illinois State (12-1-18)
Free Throws Attempted	16 - Devin Watson vs. Brigham Young (12-22-18)	15 - Phil Fayne, Illinois State (12-1-18)
Free Throw Percentage (min. 7 made)	1.000 (7-7) - Matt Mitchell vs. Texas Southern (11-14-18), at UNLV (2-23-19)	1.000 (9-9) - Michael Jacobson, Iowa State (11-21-18)
Free Throw Percentage (min. 10 made)	.833 (10-12) - Jalen McDaniels vs. UNLV (1-26-19)	.833 (10-12) - Derrick Alston, Boise State (1-5-19)
Offensive Rebounds	5 - McDaniels at Illinois State (12-1-18), vs. New Mexico (1-15-19), at New Mexico (2-5-19)	7 - Nate Grimes, Fresno State (1-22-19)
Defensive Rebounds	11 - Jalen McDaniels vs. CSUN (1-1-19), vs. UNLV (1-26-19)	11 - Mbacke Diong, UNLV (2-23-19)
Total Rebounds	15 - Jalen McDaniels at Illinois State (12-1-18)	15 - R. Swan, Air Force (1-12-19); N. Grimes, Fresno State (1-22-19); M. Diong, UNLV (2-23-19)
Assists	9 - Matt Mitchell, Jeremy Hemsley vs. New Mexico (1-15-19)	9 - Paris Austin, California (12-8-18)
Blocked Shots	3 - Jalen McDaniels vs. Xavier (11-20-18); Nathan Mensah vs. Utah State (2-9-19)	3 - Neemias Queta, Utah State (2-9-19)
Steals	5 - Jalen McDaniels vs. UNLV (1-26-19)	5 - Zion Williamson, (1/1) Duke (11-19-18)
Minutes Played	40 - Devin Watson vs. San Diego (12-5-18)	40 - Isaiah Wright, San Diego (12-5-18); Cody Martin, (6/6) Nevada (2-20-19)

TEAM SUPERLATIVES

SDSU High	SDSU Low	Category	Opponent High	Opponent Low
103 vs. Texas Southern (11-14-18)	48 at Air Force (1-12-19)	Points Scored	90, (1/1) Duke (11-19-18)	44, Jackson State (11-27-18)
38 vs. New Mexico (1-15-19)	18 vs. Iowa State (11-21-18); vs. San Diego (12-5-18)	Field Goals	31, Brigham Young (12-22-18); Brown (12-29-18)	15, Jackson State (11-27-18)
73 vs. Cal State Dominguez Hills (12-12-18)	44 vs. San Diego (12-5-18)	Field Goals Attempted	72, Texas Southern (11-14-18)	46, Wyoming (1-8-19)
.561 vs. UNLV (1-26-19)	.352 vs. Brown (12-29-18)	FG Percentage	.569, Boise State (1-5-19)	.259, Jackson State (11-27-18)
14 vs. Cal State Dominguez Hills (12-12-18)	2 at Air Force (1-12-19); at New Mexico (2-5-19)	3-Point Field Goals Made	15, Brown (12-29-18)	3, Cal State Dominguez Hills (12-12-18)
29 at San José State (2-2-19)	10 at New Mexico (2-5-19)	3-Point Field Goals Attempted	32, Iowa State (11-21-18); New Mexico (1-15-19)	17, Air Force (1-30-19)
.571 at California (12-8-18)	.118 at Air Force (1-12-19)	3-Point Field Goal Percentage	.536, Brown (12-29-18)	.125, Cal State Dominguez Hills (12-12-18)
27 vs. Texas Southern (11-14-18)	7 vs. CSUN (1-1-19)	Free Throws Made	24, Illinois State (12-1-18)	3, Utah State (2-12-19)
36 vs. Texas Southern (11-14-18)	9 vs. CSUN (1-1-19)	Free Throws Attempted	34, (1/1) Duke (11-19-18)	5, Air Force (1-30-19)
.917 vs. New Mexico (1-15-19)	.577 at Illinois State (12-1-18)	Free Throw Percentage	1.000, Air Force (1-30-19)	.429, UNLV (1-26-19)
18 vs. Cal State Dominguez Hills (12-12-18)	4 at Fresno State (1-22-19)	Offensive Rebounds	16, Texas Southern (11-14-18)	4, CSUDH (12-12-18); Air Force (1-30-19)
35 vs. Cal State Dominguez Hills (12-12-18)	17 at California (12-8-18)	Defensive Rebounds	31, (6/6) Nevada (2-20-19)	16, three times
53 vs. Cal State Dominguez Hills (12-12-18)	25 at Boise State (1-5-19)	Total Rebounds	43, (1/1) Duke (11-19-18)	24, Wyoming (1-8-19)
26 vs. Wyoming (1-8-19)	11 vs. Air Force (1-30-19)	Fouls	27, Texas Southern (11-14-18)	10, Utah State (2-12-19)
3 vs. San Diego (12-5-18); at Boise State (1-5-19)	0, 18 times	Fouled Out	2, San Diego (12-5-18); Utah State (2-9-19)	0, 15 times
30 vs. New Mexico (1-15-19)	7 at Air Force (1-12-19); at UNLV (2-23-19)	Assists	23, Jackson State (11-27-18)	6, Wyoming (1-8-19)
21 vs. Jackson State (11-27-18)	8 at San José State (2-2-19); vs. Utah State (2-9-19)	Turnovers	23, Jackson State (11-27-18)	6, Iowa State (11-21-18)
7 vs. Brown (12-29-18); vs. Boise State (2-16-19)	0 at California (12-8-18); at Air Force (1-12-19)	Blocked Shots	7, (6/6) Nevada (2-20-19)	0, Texas Southern (11-14-18); Fresno State (1-22-19)
13 vs. Jackson State (11-27-18)	2, four times	Steals	10, Boise State (2-16-19)	1, California (12-8-18)
54 (2nd) vs. Texas Southern (11-14-18)	14 (1st) at Air Force (1-12-19)	Points/Half	50 (1st), Brown (12-29-18)	16 (1st), Cal State Dominguez Hills (12-12-18)
.708 (2nd) vs. UNLV (1-26-19)	.227 (2nd) vs. San Diego (12-5-18)	FG Percentage/Half	.714 (1st), Brown (12-29-18)	.194 (2nd), Jackson State (11-27-18)
6 vs. Texas Southern (11-14-18)	1 at Air Force (1-12-19)	Double-Figure Scorers	5, (1/1) Duke (11-19-18); California (12-8-18)	0, Jackson State (11-27-18)
+26 vs. Cal State Dominguez Hills (12-12-18)	-24 vs. Iowa State (11-21-18)	Rebound Margin	+24, Iowa State (11-21-18)	-26, Cal State Dominguez Hills (12-12-18)
+32 vs. Cal State Dominguez Hills (12-12-18)	-28 vs. Brown (12-29-18)	Halftime Scoring Margin	+28, Brown (12-29-18)	-32, Cal State Dominguez Hills (12-12-18)

BIGGEST LEADS/TIME IN LEAD/SPECIALTY STATS

Date	Opponent	SDSU Result	SDSU Big		Opp Big	Ties	LC	SDSU in		Opp in	Tied	Paint		Off TOs		2nd Ch.		Bench	
			Lead	Lead				Lead	Lead			SD	Opp	SD	Opp	SD	Opp	SD	Opp
Nov. 6	ARKANSAS-PINE BLUFF	W 76-60	23	3	4	2	34:26	1:34	4:00	22	16	26	17	17	5	10	13		
Nov. 14	TEXAS SOUTHERN	W 103-64	41	0	0	0	39:34	0:00	0:25	44	34	23	13	22	6	28	32		
Nov. 19	vs. (1/1) Duke # (QF)	L 90-64	2	35	0	1	0:05	39:00	0:39	18	32	8	20	9	14	10	23		
Nov. 20	vs. Xavier # (C-SF)	W 79-74	9	19	1	1	13:08	25:07	1:45	20	36	13	17	12	8	6	24		
Nov. 21	vs. (rv/rv) Iowa State # (5P)	L 87-57	0	33	0	0	0:00	39:48	0:12	10	22	3	17	7	16	7	25		
Nov. 27	JACKSON STATE	W 87-44	43	0	0	0	39:10	0:00	0:23	22	8	24	18	10	2	24	20		
Dec. 1	at Illinois State S	W 75-65	14	3	0	1	37:20	2:00	0:40	32	18	17	13	17	16	11	16		
Dec. 5	SAN DIEGO	L 73-61	9	12	5	3	23:34	12:52	3:34	18	28	7	14	11	5	6	10		
Dec. 8	at California	L 89-83	8	6	15	20	23:06	9:24	7:30	28	22	14	12	11	13	10	33		
Dec. 12	CAL STATE DOMINGUEZ HILLS	W 99-46	56	2	2	7	35:26	2:38	1:56	40	16	25	8	22	6	44	29		
Dec. 22	BRIGHAM YOUNG	W 90-81	20	2	2	2	38:24	0:21	1:15	28	36	27	18	8	11	13	32		
Dec. 29	BROWN	L 82-61	2	34	1	3	0:23	38:36	1:01	24	24	11	17	10	5	21	14		
Jan. 1	CSUN	W 65-60	5	19	3	12	8:52	29:51	1:17	30	22	4	13	10	14	9	10		
Jan. 5	at Boise State*	L 88-64	0	26	2	0	0:00	38:27	1:33	26	38	16	11	7	7	8	40		
Jan. 8	WYOMING*	W 84-54	30	0	0	0	38:29	0:00	1:14	26	18	25	11	7	4	12	14		
Jan. 12	at Air Force*	L 62-48	2	16	0	1	0:42	36:31	2:21	26	22	8	14	10	17	8	6		
Jan. 15	NEW MEXICO*	W 97-77	26	0	2	0	38:04	0:00	1:46	50	16	27	21	18	10	27	17		
Jan. 22	at Fresno State*	L 66-62	20	5	4	2	29:02	7:49	3:09	22	18	17	7	8	12	8	3		
Jan. 26	UNLV*	W 94-77	23	0	0	0	39:27	0:00	0:10	40	32	18	17	18	15	17	22		
Jan. 30	AIR FORCE*	W 66-51	26	0	0	0	39:41	0:00	0:19	24	26	11	4	8	8	11	12		
Feb. 2	at San José State*	W 67-56	16	3	1	3	37:25	0:56	1:39	10	18	13	9	6	13	2	15		
Feb. 5	at New Mexico*	L 83-70	11	20	6	5	17:39	18:27	3:54	34	36	14	27	13	9	15	38		
Feb. 9	UTAH STATE*	W 68-63	13	10	3	5	27:20	10:38	1:51	22	16	16	14	15	15	3	7		
Feb. 12	at Colorado State*	W 71-60	15	5	1	2	36:57	2:02	1:01	28	32	15	16	12	7	13	10		
Feb. 16	BOISE STATE*	W 71-65	10	6	1	7	19:08	19:20	1:30	34	24	9	26	14	10	4	23		
Feb. 20	(6/6) NEVADA*	W 65-57	16	3	1	4	31:37	6:19	2:04	32	24	19	14	13	8	13	17		
Feb. 23	at UNLV*	W 60-59	12	3	7	10	28:25	7:33	4:02	20	22	5	11	4	11	15	2		
Feb. 26	at Utah State*																		
March 2	SAN JOSÉ STATE*																		
March 6	FRESNO STATE*																		
March 9	at Nevada*																		

Caps denotes home game. # - Maui Jim Maui Invitational (Lahaina Civic Center; Lahaina, Hawaii). S - Mountain West-Missouri Valley Challenge. * - Mountain West Game. ` - Mountain West Men's Basketball Championship (Thomas & Mack Center; Las Vegas, Nevada).

LEADS AND DEFICITS	SEASON	MOUNTAIN WEST GAME
SDSU Biggest Halftime Lead	32 vs. Cal State Dominguez Hills (12-12-18)	23 vs. Wyoming (1-8-19)
SDSU Biggest Halftime Lead Lost	12 at Fresno State (1-22-19)	12 at Fresno State (1-22-19)
SDSU Biggest Halftime Lead Lost in a Loss	12 at Fresno State (1-22-19)	12 at Fresno State (1-22-19)
SDSU Biggest Halftime Deficit	28 vs. Brown (12-29-18)	21 at Boise State (1-5-19)
SDSU Biggest Halftime Deficit Overcome	11 vs. CSUN (1-1-19)	4 vs. Boise State (2-16-19)
SDSU Biggest Halftime Deficit Overcome for Victory	11 vs. CSUN (1-1-19)	4 vs. Boise State (2-16-19)
SDSU Biggest Lead	56 vs. Cal State Dominguez Hills (12-12-18)	30 vs. Wyoming (1-8-19)
SDSU Biggest Lead Lost	20 at Fresno State (1-22-19)	20 at Fresno State (1-22-19)
SDSU Biggest Lead Lost in a Loss	20 at Fresno State (1-22-19)	20 at Fresno State (1-22-19)
SDSU Biggest Deficit	35 vs. (1/1) Duke (11-19-18)	26 at Boise State (1-5-19)
SDSU Biggest Deficit Overcome	19 vs. Xavier (11-20-18); vs. CSUN (1-1-19)	6 vs. Boise State (2-16-19)
SDSU Biggest Deficit Overcome in a Victory	19 vs. Xavier (11-20-18); vs. CSUN (1-1-19)	6 vs. Boise State (2-16-19)

MISCELLANEOUS STATISTICS

SEASON	Team Leader -----			Games With -----					Double-Doubles	
	Points	Rebounds	Assists	10+ Pts	20+Pts	30+Pts	10+Rebs	10+Ast	Point/Reb.	Point/Ast.
Aguek Arop			1	2						
Jeremy Hemsley	1	1	5	14						
Jalen McDaniels	11	19	5	26	8	1	9		9	
Joel Mensah										
Nathan Mensah		4		4			3		1	
Matt Mitchell	4	1	3	14	4					
Nolan Narain		1		1						
Jordan Schakel	1	3	1	7						
Adam Seiko				1						
Michael Sohikish										
Devin Watson	12		20	24	10					

CAREER	Team Leader -----			Games With -----					Double-Doubles	
	Points	Rebounds	Assists	10+ Pts	20+Pts	30+Pts	10+Rebs	10+Ast	Point/Reb.	Point/Ast.
Aguek Arop			1	2						
Jeremy Hemsley	28	1	36	71	9	1				
Jalen McDaniels	19	37	5	44	8	1	20		18	
Joel Mensah										
Nathan Mensah		4		4			3		1	
Matt Mitchell	10	4	5	34	6	1				
Nolan Narain	1	1		3						
Jordan Schakel	1	3	1	8						
Adam Seiko				1						
Michael Sohikish										
Devin Watson	21		32	89	33	3				

DUNKS	SEASON	GM. HIGH
Aguek Arop	4	1
Jeremy Hemsley	4	1
Joel Mensah	2	1
Nathan Mensah	12	2
Jalen McDaniels	18	3
Matt Mitchell	1	1
Nolan Narain	4	1
TOTAL	45	4

TOP SCORING PERFORMANCES
30, Jalen McDaniels vs. UNLV* (1-26-19)
27, Devin Watson at San José State* (2-2-19)
26, Jalen McDaniels vs. Xavier (11-20-18)
25, Jalen McDaniels at New Mexico* (2-5-19)
24, Jalen McDaniels vs. New Mexico* (1-15-19)
24, Devin Watson at Boise State* (1-5-19)
23, Devin Watson at Illinois State (12-1-18)
23, Devin Watson vs. Brigham Young (12-22-18)
23, Devin Watson vs. Utah State* (2-9-19)
22, Devin Watson vs. San Diego (12-5-18)
22, Matt Mitchell vs. Brigham Young (12-22-18)
22, Jalen McDaniels vs. Wyoming* (1-8-19)
22, Jalen McDaniels at San José State* (2-2-19)
21, Devin Watson vs. Xavier (11-20-18)
21, Matt Mitchell vs. Texas Southern (11-14-18)
21, Devin Watson vs. New Mexico* (1-15-19)
21, Devin Watson at Colorado State* (2-12-19)
20, Devin Watson vs. Arkansas-Pine Bluff (11-6-18)
20, Jalen McDaniels at California (12-8-18)
20, Matt Mitchell vs. Cal State Dominguez Hills (12-12-18)
20, Jalen McDaniels vs. CSUN (1-1-19)
20, Matt Mitchell vs. Wyoming* (1-8-19)

TOP REBOUNDING PERFORMANCES
15, Jalen McDaniels at Illinois State (12-1-18)
13, Jalen McDaniels vs. CSUN (1-1-19)
13, Jalen McDaniels vs. UNLV* (1-26-19)
12, Jalen McDaniels vs. Wyoming* (1-8-19)
12, Jalen McDaniels at Colorado State* (2-12-19)
11, Nathan Mensah vs. Jackson State (11-27-18)
11, Jalen McDaniels at Air Force* (1-12-19)
11, Jalen McDaniels vs. New Mexico* (1-15-19)
11, Jalen McDaniels vs. Air Force* (1-30-19)
10, Nathan Mensah at Illinois State (12-1-18)
10, Jalen McDaniels at Fresno State* (1-22-19)
10, Nathan Mensah vs. Utah State* (2-9-19)
9, Jalen McDaniels vs. Arkansas-Pine Bluff (11-6-18)
9, Jalen McDaniels vs. Texas Southern (11-14-18)
9, Jalen McDaniels at San José State* (2-2-19)
9, Jalen McDaniels at New Mexico* (2-5-19)
9, Matt Mitchell vs. (6/6) Nevada* (2-20-19)

TOP ASSIST PERFORMANCES
9, Matt Mitchell vs. New Mexico* (1-15-19)
9, Jeremy Hemsley vs. New Mexico* (1-15-19)
8, Devin Watson vs. Texas Southern (11-14-18)
8, Devin Watson vs. Cal State Dominguez Hills (12-12-18)
8, Devin Watson vs. Brigham Young (12-22-18)
8, Devin Watson vs. Wyoming* (1-8-19)
8, Devin Watson vs. (6/6) Nevada* (2-20-19)
7, Devin Watson vs. Xavier (11-20-18)
7, Devin Watson at Illinois State (12-1-18)
7, Devin Watson at California (12-8-18)
6, Devin Watson vs. CSUN (1-1-19)
6, Devin Watson at San José State* (2-2-19)
6, Jeremy Hemsley vs. Boise State* (2-16-19)

TOP 3-POINT FG PERFORMANCES
6, Devin Watson vs. Arkansas-Pine Bluff (11-6-18)
5, Jeremy Hemsley at California (12-8-18)
5, Devin Watson vs. New Mexico* (1-15-19)
5, Devin Watson at San José State* (2-2-19)
5, Devin Watson at Colorado State* (2-12-19)

TOP STEALS
5, Jalen McDaniels vs. UNLV (1-26-19)
4, Jordan Schakel vs. Jackson State (11-27-18)
4, Aguek Arop at Colorado State* (2-12-19)
3, Jeremy Hemsley vs. Arkansas-Pine Bluff (11-6-18)
3, Jalen McDaniels vs. Arkansas-Pine Bluff (11-6-18)
3, Jalen McDaniels vs. Texas Southern (11-14-18)
3, Adam Seiko vs. Jackson State (11-27-18)
3, Jeremy Hemsley at Illinois State (12-1-18)
3, Jalen McDaniels vs. Brown (12-29-18)
3, Jordan Schakel at Air Force* (1-12-19)
3, Jeremy Hemsley at Fresno State* (1-22-19)
3, Devin Watson vs. UNLV* (1-26-19)
3, Jeremy Hemsley at Colorado State* (2-12-19)
3, Jalen McDaniels vs. Boise State* (2-16-19)
3, Devin Watson at UNLV* (2-23-19)

GAMES MISSED	
Jeremy Hemsley	1
Joel Mensah	1
Nolan Narain	3
Jordan Schakel	6
TOTAL	11

* - conference game. ^ - conference tournament game.

SEASON/CAREER HIGHS

#0 • DEVIN WATSON

	Season	Career
Points	27 at San José State, 2-2-19	33 - two times
Rebounds	6 vs. Boise State, 2-16-19	8 vs. Coppin State, 12-18-15
Assists	8 - five times	9 at Arizona State, 11-14-17
Steals	3 - three times	6 at Florida Gulf Coast, 11-25-14
Blocked Shots		
Minutes	40 vs. San Diego, 12-5-18	42 - two times
10+ Scoring Games	24 times (18-6)	89 times
20+ Scoring Games	10 times (8-2)	33 times
30+ Scoring Games		3 times

#2 • ADAM SEIKO

	Season/Career
Points	13 vs. Cal State Dominguez Hills, 12-12-18
Rebounds	5 vs. Cal State Dominguez Hills, 12-12-18
Assists	2 - five times
Steals	3 vs. Jackson State, 11-27-18
Blocked Shots	1 at New Mexico, 2-5-19
Minutes	23 vs. Cal State Dominguez Hills, 12-12-18; at Boise State, 1-5-19

#3 • AGUEK AROP

	Season/Career
Points	11 vs. Brown, 12-29-18
Rebounds	5 vs. Brown, 12-29-18; vs. Utah State, 2-9-19
Assists	3 at Colorado State, 2-12-19
Steals	4 at Colorado State, 2-12-19
Blocked Shots	2 vs. CSUN, 1-1-19; vs. Air Force, 1-30-19
Minutes	26 vs. (6/6) Nevada, 2-20-19
10+ Scoring Games	2 times (1-1)

#4 • MICHAEL SOHIKISH

	Season	Career
Points	2 - two times	4 vs. San Diego Christian, 11-10-17
Rebounds	1 vs. Cal State Dominguez Hills, 12-12-18	1 - three times
Assists	2 vs. Cal State Dominguez Hills, 12-12-18	2 vs. Cal State Dominguez Hills, 12-12-18
Steals	1 - two times	1 - four times
Blocked Shots		
Minutes	7 vs. Cal State Dominguez Hills, 12-12-18	7 vs. Cal State Dominguez Hills, 12-12-18

#5 • JALEN MCDANIELS

	Season	Career
Points	30 vs. UNLV, 1-26-19	30 vs. UNLV, 1-26-19
Rebounds	15 at Illinois State, 12-1-18	15 at Illinois State, 12-1-18
Assists	5 vs. Arkansas-Pine Bluff, 11-6-18	5 vs. Arkansas-Pine Bluff, 11-6-18
Steals	5 vs. UNLV, 1-26-19	5 vs. UNLV, 1-26-19
Blocked Shots	3 vs. Xavier, 11-20-18	3 - two times
Minutes	39 at Illinois State, 12-1-18	39 at Illinois State, 12-1-18
10+ Scoring Games	26 times (17-9)	44 times
20+ Scoring Games	8 times (6-2)	8 times
30+ Scoring Games	1 time (1-0)	1 time
10+ Rebounding Games	9 times (7-2)	20 times
Double-Doubles	9 times (7-2)	18 times

#11 • MATT MITCHELL

	Season	Career
Points	22 vs. Brigham Young, 12-22-18	31 vs. Eastern Illinois, 11-20-17
Rebounds	9 vs. (6/6) Nevada, 2-20-19	9 - two times
Assists	9 vs. New Mexico, 1-15-19	9 vs. New Mexico, 1-15-19
Steals	2 - four times	3 - four times
Blocked Shots	1 - three times	3 vs. Air Force, 2-3-18
Minutes	36 vs. Brigham Young, 12-21-18	36 - two times
10+ Scoring Games	14 times (11-3)	34 times
20+ Scoring Games	4 times (4-0)	6 times
30+ Scoring Games		1 time

#13 • CALEB GIORDANO

	Season/Career
Points	
Rebounds	
Assists	
Steals	
Blocked Shots	
Minutes	

#20 • JORDAN SCHAKEL

	Season	Career
Points	16 vs. Texas Southern, 11-14-18	16 vs. Texas Southern, 11-14-18
Rebounds	8 vs. Brigham Young, 12-22-18	8 vs. Brigham Young, 12-22-18
Assists	3 vs. CSUN, 1-1-19	3 vs. CSUN, 1-1-19
Steals	4 vs. Jackson State, 11-27-18	4 vs. Jackson State, 11-27-18
Blocked Shots	1 - three times	1 - six times
Minutes	37 at California, 12-8-18	37 at California, 12-8-18
10+ Scoring Games	7 times (6-1)	8 times

#22 • MALACHI FLYNN

	Season	Career
Points		30 vs. Colorado, 2-15-18
Rebounds		9 vs. Montana State, 11-11-16
Assists		11 vs. Arizona, 1-31-18
Steals		4 vs. Oregon, 3-1-18
Blocked Shots		1 - three times
Minutes		42 vs. Oregon, 3-7-18
10+ Scoring Games		38 times
20+ Scoring Games		12 times
30+ Scoring Games		1 time

#23 • ED CHANG

	Season/Career
Points	3 - five times
Rebounds	3 vs. Cal State Dominguez Hills, 12-12-18; vs. Wyoming, 1-8-19
Assists	1 - four times
Steals	1 vs. Wyoming, 1-8-19
Blocked Shots	2 vs. Jackson State, 11-27-18
Minutes	7 vs. Cal State Dominguez Hills, 12-12-18; vs. Wyoming, 1-8-19

#24 • NOLAN NARAIN

	Season	Career
Points	11 vs. Jackson State, 11-27-18	18 vs. Wyoming, 2-14-18
Rebounds	7 vs. Cal State Dominguez Hills, 12-12-18	7 - three times
Assists	2 - two times	2 - four times
Steals	1 - seven times	1 - seven times
Blocked Shots	1 - four times	1 - four times
Minutes	28 at Fresno State, 1-22-19	28 at Fresno State, 1-22-19
10+ Scoring Games	1 time (1-0)	2 times

#31 • NATHAN MENSASH

	Season/Career
Points	16 vs. New Mexico, 1-15-19
Rebounds	11 vs. Jackson State, 11-27-18
Assists	2 - four times
Steals	1 - five times
Blocked Shots	3 vs. Utah State, 2-9-19
Minutes	32 vs. Utah State, 2-9-19
10+ Scoring Games	4 times (4-0)
10+ Rebounding Games	3 times (3-0)
Double-Doubles	1 time (1-0)

#35 • JOEL MENSASH

	Season/Career
Points	4 vs. Texas Southern, 11-14-18; at Boise State, 1-5-19
Rebounds	3 vs. Jackson State, 11-27-18
Assists	
Steals	
Blocked Shots	1 at Boise State, 1-5-19; at Colorado State, 2-12-19
Minutes	10 vs. Cal State Dominguez Hills, 12-12-18

#42 • JEREMY HEMSLEY

	Season	Career
Points	19 at California, 12-8-18	30 at Nevada, 1-4-17
Rebounds	6 - three times	7 vs. San José State, 1-10-17
Assists	9 vs. New Mexico, 1-15-19	9 - two times
Steals	3 - five times	4 at Wyoming, 2-24-16
Blocked Shots	2 - two times	2 - seven times
Minutes	39 at Illinois State, 12-1-18	39 at Illinois State, 12-1-18
10+ Scoring Games	14 times (10-4)	71 times
20+ Scoring Games		9 times
30+ Scoring Games		1 time

MISCELLANEOUS STATISTICS

San Diego State's Record When...

Category	2018-19 Season	Dutcher Era	SDSU Streak	Note
Home	13-2	26-4	Won 8	SDSU is 82-13 in its last 95 home games and 52-6 in its last 58 MW home games (since Jan. 26, 2013); current MW streak=13. Last loss: vs. Brown (12-29-18)
Away	4-5	8-12	Won 2	SDSU is 63-41 in its last 104 road games; Aztecs are 62-33 in last 95 road games vs. non-AP top 25 teams
Neutral	1-2	6-4	Lost 1	Aztecs have won 39 of the last 60 games at neutral sites (39-21); Won two of last four meetings with AP Top 25 teams
Scoring First	12-5	30-11	Won 3	SDSU is 147-45 in its last 192 games in which it has scored first. Last loss: at New Mexico (2-5-19)
Opponent Scores First	6-4	10-9	Won 3	SDSU is 81-35 in its last 116 games in which the opponent has scored first
Leading at Half	15-4	36-8	Won 4	SDSU is 98-16 in its last 114 games when ahead at half; 98-6 in last 104 at home when leading at half. Last loss: at New Mexico (2-5-19)
Trailing at Half	3-5	4-10	Won 1	SDSU is 9-21 the last 30 times trailing at the half and 35-50 since the start of '10-11
Tied at Half		0-2	Lost 2	SDSU is 7-5 in last 12 games that have been tied at half
Leading with 5:00 Left	16-1	37-5	Won 11	Won 290 of last 300; 164-game winning streak snapped vs. Boise State (2-27-16); Last loss before 164-game winning streak: at Wyoming (1-9-10)
Trailing with 5:00 Left	1-7	1-14	Won 1	SDSU is 8-57 in its last 65; 25-game losing streak snapped at UNLV (2-23-19). Last win prior to 25-game losing streak: vs. Utah State (3-10-16)
Tied with 5:00 Left	1-1	2-1	Lost 1	SDSU is 5-4 in last nine outings
In Overtime			Won 3	SDSU is 21-2 in its last 23 in OT; Last loss: at Cincinnati (12-17-14); Won last seven OT home games
SDSU Outrebounds Opp.	13-1	30-7	Won 4	SDSU is 61-14 in its last 75 and 171-33 in its last 204 games. Nine-game win streak snapped at New Mexico (2-5-19)
SDSU is Outrebounded	5-8	9-12	Won 2	SDSU is 49-42 in its last 91 games when outrebounded; Last win: at UNLV (2-23-19)
SDSU Commits Fewer TOs	10-3	25-5	Won 2	SDSU is 70-12 in its last 82 when committing fewer turnovers. Last loss: at Fresno State (1-22-19)
Opp. Commits Fewer TOs	6-6	11-14	Won 3	SDSU is 74-48 in its last 122 games when committing more turnovers; Last win: at UNLV (2-23-19)
SDSU More FT Attempts	11-2	29-4	Won 5	SDSU is 167-29 in its last 196 games in the category. Last loss: at Air Force (1-12-19)
Opp. More FT Attempts	7-6	9-14	Won 2	SDSU is 52-45 in its last 97 games in this category. Last win: at UNLV (2-23-19)
SDSU Shoots Better than Opp.	16-2	35-4	Won 7	SDSU is 37-4 in last 41; 198-14 in last 212 with higher FG pct. Last loss: at Fresno State (1-22-19)
Opp. Shoots Better than SDSU	2-7	4-16	Won 1	SDSU is 38-64 since the start of '10-11 when the opponent has a higher FG pct.; Last win: vs. Utah State (2-9-19)
SDSU Shoots 50% or Better	8-1	17-1	Won 5	70-game win streak snapped at California (12-8-18). Won 78 straight at home when FG pct. >= 50.0 pct. (last loss: UNLV, 1-26-02)
SDSU Shoots 40-50%	7-4	17-12	Won 1	Since March 3, 2010, SDSU is 112-30 overall and 60-8 at home
SDSU Shoots 40% or Less	3-4	6-7	Won 3	SDSU is 83-20 when shooting 38.9 pct. or better (since Jan. 31, 2015); SDSU is 81-6 since Feb. 22, 2012, at home when shooting at least 38.9 pct.
Opp. Shoots 50% or Better	1-5	1-9	Lost 3	Duke snapped streak of 41 straight SDSU foes to shoot less than 50 pct. in the '15 NCAA tourney
Opp. Shoots 40-50%	5-2	12-8	Won 4	Suffered six losses last season. Last loss: vs. San Diego (12-5-18)
Opp. Shoots 40% or Less	12-2	27-3	Won 5	SDSU is 236-33 in last 269 games. Last loss: at Fresno State (1-22-19)
SDSU Bench Outrebounds Opp.	5-2	20-7	Won 2	SDSU is 147-31 in this category since the beginning of the 2010-11 season; Aztecs are 115-27 in last 142 games
Opp. Bench Outrebounds SDSU	13-6	19-12	Won 3	SDSU is 75-46 in this category since the beginning of the 2010-11 season
SDSU Scores Less Than 60	0-2	0-3	Lost 4	SDSU is 23-31 in its last 54 games when scoring less than 60 points; Last win: vs. Air Force (3-1-17)
SDSU Scores At Least 60 & Less Than 70	6-5	9-10	Won 5	SDSU is 65-33 in its last 98 games. Last loss: at Fresno State (1-22-19)
SDSU Scores Between 70-79	5-1	13-4	Won 2	SDSU is 15-4 in last 19, 102-12 in its last 114 when scoring 70-79. Last loss: at New Mexico (2-5-19); 33-2 at home in last 35
SDSU Scores Between 80-89	2-1	8-3	Won 1	SDSU is 29-5 in its last 34 games when scoring between 80-89 points
SDSU Scores Between 90-99	4-0	9-0	Won 24	The Aztecs have won 24 straight games and are 34-2 since 1999-2000 when scoring 90+ points
SDSU Scores 100+	1-0	1-0	Won 27	The Aztecs have won 27 straight games when reaching triple digits. SDSU is 4-0 in games where it has scored 100+ points since the 1999-2000 season.
Opp. Scores Less Than 60	7-0	19-0	Won 21	SDSU is 143-12 in the category in last 155 games; Last loss: at Colorado State (2-25-17)
Opp. Scores Less Than 50	2-0	3-0	Won 7	SDSU is 120-4 the last 124 home games when holding the opponent to 60 points or less
Opp. Scores Between 50-59	5-0	15-0	Won 16	SDSU is 56-3 in last 59 in this category (at UW, 12-7-14; vs. Wyo., 3-14-15; Little Rock, 11-21-15)
Opp. Scores Between 60-69	7-2	11-4	Won 3	SDSU is 57-7 in last 64 games in this category; 59-2 in last 61 home games
Opp. Scores Between 70-79	3-1	9-4	Won 2	SDSU is 66-26 in the category since the start of 2010-11.
Opp. Scores Between 80-89	1-5	1-9	Lost 3	SDSU is 25-25 in its last 50 games when allowing between 70-79 points
Opp. Scores Between 90-99	0-1	0-3	Lost 3	SDSU is 3-14 since the beginning of the 2010-11 season in this category.
Opp. Scores 100+			Lost 9	SDSU snapped a 24-game losing streak in the category by winning at TCU (3-3-12)
Wearing Black	5-6	13-14	Won 3	The Aztecs are 0-3 in this category since the 1999-2000 season.
Wearing Red			Won 1	SDSU is 29-27 in last 56 and 57-45 in its last 102 in the black uniforms; Last worn at home: vs. (6/6) Nevada (2-20-19)
Wearing White	12-3	25-6	Won 7	Aztecs are 15-5 in their last 20 when wearing red since the start of 2010-11; Last worn: at San José State (2-21-15)
Wearing Retro White		3-1	Won 2	Last wore on the road at Maui Jim Maui Invitational (vs. (1/1) Duke, 11-19-18, and vs. Xavier, 11-20-18)
Wearing Camouflage			Lost 1	Wore vs. USD and vs. No. 2/3 Kansas in 2015-16; vs. Alabama State, Wyoming, Air Force in 2016-17; vs. Georgia and California, USU, CSU in 2017-18
Wearing Pewter Gray			Won 2	SDSU lost to No. 9/9 Syracuse (11-11-12)
Wearing Turquoise	1-0	2-0	Won 5	Uniforms made its debut vs. USD (12-15-12); Also worn against UNLV (1-16-13), FS (2-9-13), BSU (3-13-13)
On Monday	0-1	1-1	Lost 1	Made its debut vs. Bakersfield (11-20-14); Also vs. SD Christian (11-18-15), vs. Savannah St. (11-28-16), vs. McNeese (11-17-17), Jackson St. (11-27-18)
On Tuesday	7-2	10-4	Won 1	SDSU is 44-13 in November since the beginning of the 2010-11 campaign
On Wednesday	4-2	7-4	Won 3	The Aztecs are 50-14 in their last 64 games played in December. Last loss: vs. Brown (12-29-18)
On Thursday		4-1	Lost 1	SDSU is 36-14 in last 50 and 52-18 in last 70 January games
On Friday		4-0	Won 4	SDSU is 39-16 in its last 55 games played during the month
On Saturday	7-4	13-9	Won 5	SDSU is 68-33 in its last 101 games played on Saturday
On Sunday		1-1	Won 1	The Aztecs have played only 22 Sunday games since the beginning of the 2010-11 campaign (14-8)
In November	4-2	10-4	Won 1	SDSU is 44-13 in November since the beginning of the 2010-11 campaign
In December	3-3	6-5	Lost 1	The Aztecs are 50-14 in their last 64 games played in December. Last loss: vs. Brown (12-29-18)
In January	5-3	8-7	Won 2	SDSU is 36-14 in last 50 and 52-18 in last 70 January games
In February	6-1	12-3	Won 5	SDSU is 39-16 in its last 55 games played during the month
In March		4-1	Lost 1	The Aztecs are 50-18 in their last 68 March games