

Wyoming Cowboys

WYOMING

COWBOYS

GAME NOTES

Nick Seeman, Assistant AD for Media and Public Relations - Cell Phone: 612-741-0550 - Email: nseeman@uwyo.edu

About The Contest

Game 19: at RV/RV San Diego State
 Tuesday, January 23 | 7 p.m. MT
 Viejas Arena | San Diego, Calif.
Radio: Cowboy Sports Network
Play-by-Play: Keith Kelley
Color: Kevin McKinney
TV: CBS Sports Network
Play-by-Play: Rich Waltz
Color: Dan Dickau
Color: Darren Collison
Live Video/Audio/Stats: GoWyo.com

Schedule

Date	Opponent	Results/Time (TV)
10/27	Metro St. (Exhibition)	W, 79-67
11/7	Northern New Mexico	W, 104-56
11/11	Cal Poly	W, 80-66
11/16	Saint Louis #	L, 69-79 (ESPN2)
11/17	Coll. of Charleston #	W, 67-60 (ESPNU)
11/19	Furman #	W, 78-71 (ESPNU)
11/26	at No. 15 Texas	L, 63-86
12/1	at Portland	L, 70-81
12/5	SD School of Mines	W, 80-59
12/9	Stephen F. Austin	W, 78-70
12/16	Weber State	L, 71-84
12/20	South Dakota State ^	W, 78-65
12/21	UTEP ^	L, 67-78
12/30	at No. 12/14 BYU	L, 68-94
1/2	San Jose State *	W, 75-73
1/6	at RV/RV New Mexico *	L, 60-77
1/9	at No. 20/23 Utah State *	L, 59-83
1/13	Fresno State *	W, 68-67
1/20	RV/RV Nevada *	W, 98-93
1/23	at RV/RV San Diego St. *	7 p.m. (CBSSN)
1/27	Colorado State *	2 p.m. (MWN)
1/30	at Air Force *	7 p.m. (MWN)
2/3	at UNLV *	6 p.m. (CBSSN)
2/6	New Mexico *	6:30 p.m. (MWN)
2/14	Utah State *	8 p.m. (FS1)
2/17	at San Jose State *	8 p.m. (MWN)
2/20	at Nevada *	9 p.m. (CBSSN)
2/24	Boise State *	5:30 p.m. (MWN)
2/27	UNLV *	7 p.m. (CBSSN)
3/2	at Colorado State *	2 p.m. (MWN)
3/5	Air Force *	6:30 p.m. (MWN)
3/9	at Fresno State *	5 p.m. (MWN)
3/13	First Round\$	TBD
3/14	Quarterfinals\$	TBD
3/15	Semifinals\$	TBD
3/16	Championship\$	TBD

Bold indicates home games; Dates are tentative and subject to change.
 # - Myrtle Beach Invitational
 ^ - Indicates WestStar Don Haskins Sun Bowl Invitational
 * Indicates Mountain West games
 \$ The 2024 Mountain West Championship will be played at the Thomas and Mack Center in Las Vegas, Nev.

Did You Know

- National Pie Day on January 23rd celebrates one of the Nations' favorite desserts. No matter how you slice it, pie in just about any form makes a crowd happy.

Wyoming Cowboys (10-8 overall, 3-2 MW)

Projected Starters

Players	Pos.	Ht.	Wt.	Cl.	Hometown	PPG	RPG	APG
1 Brendan Wenzel	G	6-7	208	Sr.	San Antonio, Texas	8.9	5.6	1.8
3 Sam Griffin	G	6-3	188	Sr.	Miami, Fla.	18.2	3.8	3.7
13 Akuel Kot	G	6-2	167	Sr.	Amarillo, Texas	15.1	2.4	2.3
33 Mason Walters	F	6-9	221	Gr.	Jamestown, N.D.	11.6	4.0	1.8
44 Caden Powell	F	6-10	220	So.	Waco, Texas	7.1	5.7	1.6

Pos.	Ht.	Wt.	Cl.	Hometown	PPG	RPG	APG	
0 Nigle Cook	G	6-6	176	Fr.	DeLand, Fla.	6.0	2.0	0.0
2 Kobe Newton	G	6-2	178	Jr.	Portland, Ore.	5.4	2.2	0.6
5 Cam Manyawu	F	6-9	228	Fr.	Kansas City, Kan.	7.4	5.8	0.9
7 Jonas Sirtautas	F	6-10	185	Fr.	Kaunas, Lithuania	N/A		
10 Levi Brown	G	6-0	167	Fr.	Laramie, Wyo.	N/A		
11 Kael Combs	G	6-4	190	Fr.	Nixa, Mo.	1.9	0.8	0.3
15 Oleg Kojenets	F	7-0	228	So.	Kaunas, Lithuania	5.3	2.8	0.1
22 Kenny Foster	G	6-5	193	Gr.	Aurora, Colo.	N/A		
24 Jacob Theodosiou	G	6-4	188	Fr.	Waterloo, Ontario	0.9	1.1	0.6
31 Cort Robertson	G	6-0	160	So.	Arlington, Wash.	1.8	0.0	0.0

Head Coach:

Jeff Linder (Western State)
 Wyoming Record: 58-50 (.537), 4th Year
 Overall Record: 138-100 (.580), 8th Year

Associate Head Coach:

Ken DeWeese (Mary Hardin-Baylor)

Assistant Coaches:

Bryston Williams (NW Missouri St.)

Nick Whitmore (Boise State) Shaun Vandiver (Colorado) Tim O'Flannigan (Wyoming)



RV/RV San Diego State Aztecs (15-4 overall, 4-2 MW)

Projected Starters

No.	Name	Yr.	Ps.	Ht.	Wt.	Hometown	PPG	RPG	APG
3	Micah Parrish	G	6-6	195	Jr.	Detroit, Mich.	10.1	4.2	1.9
5	Lamont Butler	G	6-2	205	Sr.	Riverside, Calif.	8.5	1.9	3.3
13	Jaedon LeDee	F	6-9	240	Sr.	Houston, Texas	21.1	8.8	1.5
14	Reese Waters	G	6-6	212	Jr.	Long Beach, Calif.	11.9	4.1	1.4
25	Elijah Saunders	F	6-8	225	So.	Phoenix, Ariz.	6.1	4.3	1.1

No.	Name	Yr.	Ps.	Ht.	Wt.	Hometown	PPG	RPG	APG
0	Magoon Gwath	F	7-0	190	Fr.	Eules, Texas	N/A		
2	Cade Alger	F	6-9	196	Sr.	Ripon, Calif.	0.5	0.5	0.3
4	Jay Pal	F	6-9	185	Sr.	Omaha, Neb.	5.3	3.6	0.6
8	Cam Lawin	G	6-3	180	R-Fr.	Chicago, Ill.	1.2	0.2	0.2
10	BJ Davis	G	6-2	165	Fr.	Modesto, Calif.	1.1	0.6	0.1
11	Demarshay Johnson Jr.	F	6-10	205	So.	Richmond, Calif.	0.4	1.4	0.1
12	Darrion Trammell	G	5-10	175	Sr.	Marin City, Calif.	7.8	2.1	2.2
21	Miles Byrd	G	6-7	185	So.	Stockton, Calif.	4.6	2.6	0.6
24	Ryan Schwarz	G	6-1	175	Jr.	Orinda, Calif.	0.0	0.3	0.0
32	Desai Lopez	G	6-3	195	Jr.	Fremont, Calif.	0.0	0.5	0.0
40	Miles Heide	F	6-10	224	Fr.	North Bend, Wash.	2.3	2.5	0.2
42	Ryan Raad	G	6-5	190	Fr.	La Crescenta, Calif.	N/A		

Head Coach:

Brian Dutcher (Indiana '87)
 SDSU Record: 166-51 (.765), 7th Year
 Overall Record: Same

Assistant Coaches:

Dave Velasquez, Chris Acker, JayDee Luster

BY THE NUMBERS STAT COMPARISON

	PPG	OPPG	FG%	OFG%	3FG%	O3FG%	FT%	RPG	APG	TOPG	SPG	BPG
Wyoming	74.1	74.6	.458	.451	.398	.324	.749	34.2	12.0	14.7	5.6	3.1
San Diego St.	76.0	66.8	.446	.401	.317	.295	.728	38.1	12.6	11.4	7.4	3.4

Wyoming Cowboys

Know The Foe

Wyoming Quick Facts

Location: Laramie, Wyo.
Enrollment: 11,100
President: Edward Seidel
Athletics Director: Tom Burman
School Colors: Brown & Gold
Home Arena: Arena-Auditorium
23-24 Record: 10-8
23-24 MW Record: 2-2
Starters R/L: 1/4
Letterwinners R/L: 4/9
Head Coach: Jeff Linder (4th Season)
Alma Mater: Western State
UW Record: 58-50 (4th Season)
Overall Record: 138-100 (8th Season)

SDSU Quick Facts

Location: San Diego, Calif.
Enrollment: 31,724
School Colors: Red and Black
Home Arena: Viejas Arena
23-24 Record: 15-3
23-24 MW Record: 14-1
Head Coach: Brian Dutcher
Alma Mater: Minnesota
SDSU Record: 166-51, 7th Season
Overall Record: Same

SDSU Series History

Overall Series: San Diego State leads 50-41
Series Began: Jan. 12, 1979
Wyoming Record at Home: 27-13
Wyoming Record on the Road: 12-31
Wyoming Record at Neutral Sites: 3-6
UW Head Coach Jeff Linder vs.: 0-10
Longest UW Win Streak: 6 (twice), 1986-88 and 2000-02
Longest SDSU Win Streak: 10, 2018-Pres.
Largest UW Margin of Victory: 45, 102-57 in 1981
Largest SDSU Margin of Victory: 39, 96-57 in 2011
Most Points Scored by UW: 102 in 1981
Most Points Scored by SDSU: 96 in 2011
Last Meeting: March 4, 2023, San Diego State defeated Wyoming, 67-50, in San Diego

Date	Last 10 Meetings	
	Score	Site
02/14/18	L 77-87	A
01/8/19	L 54-84	A
01/08/20	L 52-72	H
01/21/20	L 55-72	A
01/28/21	L 57-87	A
01/30/21	L 71-98	A
03/11/21	L 66-69	N
02/28/22	L 66-73	H
1/7/23	L 80-75	H
3/8/23	L 50-67	A

Cowboys Set for Road Test Against San Diego State on Tuesday

The Wyoming Cowboys hit the road on Tuesday with a trip to the Mesa for a tough road test against San Diego State. The contest is slated for a 7 p.m. MT start in the only meeting between the two schools this season.

Fans can watch the game on CBS Sports Network with Rich Waltz on the call joined by Dan Dickau and Darren Collison. Fans can listen to the contest, as well as follow stats on GoWyo.com. The game will be broadcast live on radio over the 26 affiliate stations of the Cowboy Sports Network, as Keith Kelly will be on the call alongside Kevin McKinney.

About The Teams

Wyoming heads into the game winners of two-straight after defeating Nevada 98-92 on Saturday in the Arena-Auditorium. The Pokes are 10-8 overall and 3-2 in conference play. UW is shooting 45.8 percent from the field for the season and 39.8 percent from behind the arc. Wyoming ranks seventh in the nation in three-point percentage and also lead the league. UW hit 13 three-pointers against Nevada tying a season-high. UW has shot 50 percent or better from both the field and behind the arc in six games this season.

San Diego State heads into the contest with a 15-4 overall record and a 4-2 mark in conference play. The Aztecs are receiving votes in the associated press poll and coaches poll. SDSU features a talented offense averaging 76 points per game and are allowing 66.8 per game. San Diego State shoots 44.6 percent from the field and 31.7 percent from behind the arc. One of the top rebounding teams in the MW, SDSU averages 38.1 per game.

About The Players

Wyoming is led in scoring this season by Sam Griffin at 18.2 points per game for third in the Mountain West and No. 77 in the nation. He has hit 42 three on the season for fifth in the conference and has scored 20 or more points eight times. Akuel Kot adds 15.1 points per game ranking eighth in the conference. He has notched 20 or more points in five games this season and is 17 points away from 2,000 in his career. Mason Walters adds 11.6 points per game and Brendan Wenzel adds 8.9 and has scored season-highs in back-to-back games.

SDSU is led in scoring by Jaedon Ledee at 21.1 points per game to lead the Mountain West. He also leads the team grabbing 8.8 rebounds per game. He is shooting 56.5 percent from the field. Reese Waters adds 11.9 points per game on the season and has a team-high 30 triples for the season, as he is shooting 42.3 percent from behind the arc. Micah Parrish adds 10.1 points per game.

About The Series

The Cowboys trail the Aztecs 41-50 in the all-time series that dates back to 1979. Wyoming holds a 12-31 record against the Aztecs in San Diego.

Up Next

The Cowboys return home on Saturday afternoon for a Border War contest with Colorado State set for 2 p.m.

Wyoming Cowboys

MW Standings and Results (as of Jan. 21, 2023)

Team (AP/Coaches)	CONFERENCE						OVERALL							
	W	L	Pct.	Home	Away	Neutral	W	L	Pct.	Home	Away	Neutral	Last 10	Strk
Utah State (16/17)	5	1	.833	3-0	2-1	0-0	17	2	.895	10-0	3-2	4-0	9-1	W1
Boise State (RV/-)	4	1	.800	2-1	2-0	0-0	13	5	.722	9-1	2-1	2-3	8-2	W1
New Mexico (RV/RV)	4	2	.667	3-0	1-2	0-0	16	3	.842	10-0	2-3	4-0	8-2	W3
San Diego State (RV/24)	4	2	.667	3-0	1-2	0-0	15	4	.789	9-0	3-4	3-0	8-2	L1
Colorado State (RV/RV)	3	2	.600	3-0	0-2	0-0	15	3	.833	10-1	2-2	3-0	7-3	W2
Wyoming	3	2	.600	3-0	0-2	0-0	10	8	.556	7-1	0-6	3-1	5-5	W2
Nevada (RV/RV)	2	3	.400	1-1	1-2	0-0	15	4	.789	9-1	3-2	3-1	7-3	L3
UNLV	2	3	.400	1-1	1-2	0-0	9	8	.529	6-2	2-2	1-4	6-4	L1
Fresno State	1	4	.200	1-1	0-3	0-0	8	10	.444	6-3	1-5	1-2	4-6	L1
San José State	1	4	.200	0-2	1-2	0-0	8	10	.444	5-3	1-6	2-1	3-7	L1
Air Force	0	5	.000	0-3	0-2	0-0	7	10	.412	4-6	3-3	0-1	2-8	L8

*2024 MW Regular-Season Champion, % MW Tournament Champion

23-24 MW Players of the Week

Nov. 13
Player - KENAN BLACKSHEAR, NEVADA
Freshman - CAM MANYAWU, WYOMING

Nov. 20
Player - JAYDON LEDEE, SDSU
Freshman - JT TOPPIN, NEW MEXICO

Nov. 27
Player - ISAIAH STEVENS, COLORADO STATE
Freshman - JT TOPPIN, NEW MEXICO

Dec. 4
Player - ISAIAH STEVENS, COLORADO STATE
Freshman - TRU WASHINGTON, NEW MEXICO

Dec. 11
Player - DONOVAN DENT, NEW MEXICO
Freshman - JT Toppin, NEW MEXICO

Dec. 18
Player - IAN MARTINEZ, UTAH STATE
Freshman - DEDAN THOMAS, Jr. - UNLV

Dec. 26
Player - JAROD LUCAS, NEVADA
Freshman - JT TOPPIN, NEW MEXICO

Jan. 2
Player - REESE WATERS, SDSU
Freshman - N/A

Jan. 9
Player - GREAT OSOBOR, UTAH STATE
Freshman - MASON FALSLEV, UTAH STATE

Jan. 15
Player - GREAT OSOBOR, UTAH STATE
Freshman - JT TOPPIN, NEW MEXICO

Jan. 15
Player - TBA
Freshman - TBA

A LOOK AHEAD IN THE MW

Tuesday, January 23
Wyoming at San Diego State* (CBSSN) 6 p.m. PT
Boise State at Fresno State* (FS1) 7:30 p.m. PT
Air Force at UNLV* (CBSSN) 8 p.m. PT

Wednesday, January 24
Colorado State at Nevada* (FS1) 7:30 p.m. PT
New Mexico at San José State* (CBSSN) 8 p.m. PT

Saturday, January 27
Colorado State at Wyoming* (MWN) 2 p.m. MT
Utah State at Boise State* (KTVB/MWN) 2 p.m. MT
Air Force at Fresno State* (MWN) 4 p.m. PT
UNLV at San José State* (FS1) 6 p.m. PT

Sunday, January 28
Nevada at New Mexico* (FS1) 8 p.m. MT

Tuesday, January 30
San Diego State at Colorado State* (CBSSN) 7 p.m. MT
San José State at Utah State* (KMYU/MWN) 7 p.m. MT
Wyoming at Air Force* (MWN) 7 p.m. MT
Fresno State at UNLV* (FS1) 8 p.m. PT

Wednesday, January 31
Boise State at New Mexico* (FS1) 8:30 p.m. MT

Friday, February 2
San José State at Nevada* (FS1) 8 p.m. PT

Saturday, February 3
Utah State at San Diego State* (FOX) 12:30 p.m. PT
Air Force at Boise State* (KTVB/MWN) 2 p.m. MT
Wyoming at UNLV* (CBSSN) 5 p.m. PT
Colorado State at Fresno State* (CBSSN) 7 p.m. PT

Tuesday, February 6
New Mexico at Wyoming* (MWN) 6:30 p.m. MT
Boise State at Colorado State* (MWN) 7 p.m. MT
Nevada at Utah State* (KMYU/MWN) 7 p.m. MT
Fresno State at San José State* (NBC Sports Bay Area/MWN) 7 p.m. PT
San Diego State at Air Force* (FS1) 8:30 p.m. MT

A LOOK BACK IN THE MW

Saturday, January 20
Boise State 67, RV/24 San Diego State 66* (CBS/Paramount+)
16/17 Utah State 83, Fresno State 62* (KMYU/MWN)
New Mexico 85, Air Force 66* (CBSSN)
Wyoming 98, Nevada 93* (MWN)

Friday, January 19
Colorado State 78, UNLV 75* (FS1)

Wednesday, January 17
RV/24 San Diego State 71, Nevada 59* (CBSSN)

Tuesday, January 16
Colorado State 78, Air Force 69* (OT) (MWN)
Fresno State 85, San José State 82* (MWN)
UNLV 68, Boise State 64* (CBSSN)
New Mexico 99, 16/17 Utah State 86* (FS1)

Saturday, January 13
New Mexico 88, 19/19 San Diego State 70* (CBS/Paramount+)
20/23 Utah State 87, UNLV 85* (CBSSN)
Wyoming 68, Fresno State 67* (MWN)
San José State 70, Air Force 67* (MWN)

Friday, January 12
Boise State 64, Nevada 56* (FS1)

Tuesday, January 9
Boise State 65, 17/18 Colorado State 58* (KTVB/KTVB/MWN)
20/23 Utah State 83, Wyoming 59* (KMYU/MWN)
Nevada 67, Air Force 54* (NSN/MWN)
UNLV 83, New Mexico 73* (FS1)
19/19 San Diego State 81, San José State 78* (CBSSN)

MOUNTAIN WEST NETWORK APP

All games streamed on the Mountain West Network will be available on the Mountain West App. Be sure to download the app, which is available on Android, iOS, Apple TV, Roku and Android TV. For more information visit TheMW.com.

Game #18: Wyoming 98 Nevada 93 Jan. 20, 2023 | Laramie, Wyo. | Arena-Auditorium

Official Basketball Box Score - Final
Nevada at Wyoming
01/20/23 Arena Auditorium, Laramie, Wyo.
2023-24 Men's Basketball
Game Time: 5:30 PM
Game Duration: 2:59
Attendance: 4,136
Officials: Randy Richardson, Lewis Garrison, Ray Ames

Nevada - 93																											
Record: 15-4 (2-3)																											
NO.	Name	Min	FG	3P	FT	Rebounds	Fouls	TP	AS	TS	ST	Blocks	+/-														
			M-A	M-A	M-A	OR	DR	PF	FF	FD	BS	BA															
4	Tre Coleman	F	34/57	8-14	4-8	3-3	2-3	5	1	3	23	4	4	1	0	-7											
11	Nick Davidson	F	27/59	7-12	2-4	3-6	2-3	5	4	5	19	0	0	2	1	-11											
42	K.J. Hymes	F	09/22	3-4	0-0	1-3	3	3	6	5	4	7	0	1	0	2	1	-1									
2	Jared Lucas	G	34/38	7-13	3-5	3-4	0	0	0	1	3	20	0	0	1	0	0	0									
13	Kenan Blackshear	G	37/00	3-12	1-4	2-5	1	2	3	3	4	9	6	2	1	0	0	-3									
20	Daniel Foster	16:23	1-3	0-2	0-0	2	3	5	5	1	2	3	1	0	1	0	0	0									
23	Jazz Gardner	04:20	0-0	0-0	0-0	1	0	1	1	0	0	0	0	0	0	0	0	-5									
0	Hunter McIntosh	09:48	0-1	0-1	0-0	0	1	0	1	3	0	0	1	0	0	0	0	-1									
3	Tyler Rollison	11:51	2-5	1-3	0-0	1	0	1	3	0	5	2	0	1	0	0	0	-10									
33	Tylian Pope	11:19	4-5	0-1	0-1	2	1	3	1	1	8	0	0	1	1	0	0	-6									
12	Jeriah Coleman	02:54	0-0	0-0	0-0	1	0	1	0	0	0	0	0	0	0	0	0	-2									
Team				2		1		3		0		0		0		0											
Totals		35-69		11-28		12-22		17		34		27		21		93		18		8		7		2		-5	

Wyoming - 98																															
Record: 10-6 (2-3)																															
NO.	Name	Min	FG	3P	FT	Rebounds	Fouls	TP	AS	TS	ST	Blocks	+/-																		
			M-A	M-A	M-A	OR	DR	PF	FF	FD	BS	BA																			
33	Mason Walters	F	30/33	2-3	0-0	7-10	3	5	8	2	6	11	1	3	1	0	0	-3													
44	Caden Powell	F	18/38	2-5	0-0	1-2	1	0	1	5	3	5	2	0	0	2	1	5													
1	Brendan Wenzel	G	39/36	5-8	3-5	6-7	1	6	7	4	4	19	4	0	1	0	1	6													
3	Sam Griffin	G	38/00	8-13	4-9	6-6	0	6	6	0	3	26	7	1	0	0	0	8													
13	Akuel Kot	G	30/33	7-11	5-8	1-2	0	1	1	2	1	20	3	3	1	0	1	8													
15	Oleg Kojenets	10:23	3-5	0-0	0-0	1	1	2	2	2	6	0	0	1	1	0	1	7													
5	Cam Manyawu	15:17	1-4	0-0	4-7	0	4	4	5	7	6	0	2	1	1	0	2	2													
11	Kaeli Combs	12:00	2-3	1-1	0-1	2	2	2	1	1	1	5	0	1	1	0	1	-8													
Team				11		2		1		0		0		0		0		0		0		0		0							
Totals		30-52		13-23		25-35		9		26		35		21		27		98		17		11		6		2		7		5	

UNR		WYO		Points from UNR [WYO]		Period by Period Scoring	
Biggest Lead	10 (1 st 15:45)	15 (2 nd 8:10)	Turnovers	14	10	1st	37
Best Scoring Run	8 (1 st 15:45)	7 (1 st 2:54)	Paint	40	30	2nd	56
Lead Changes	3	7 (1 st 2:54)	Second Chance	18	11	TOT	93
Times Tied	2	0	Fast Breaks	8	6	UNR	44
Time with Lead	13:15	25:12	Bench	15	17	WYO	54
							98

Cowboy Offense Explodes in 98-93 Win Over Nevada on Saturday

The Wyoming Cowboys shot 57.5 percent from the field and erased a first half double-digit deficit defeating Nevada by a score of 98-93 on Saturday afternoon in the Arena-Auditorium in Laramie. Sam Griffin and Akuel Kot combined for 46 points and nine three-pointers to improve the Cowboys to 10-8 overall and 3-2 in conference play and 7-1 at home. Nevada falls to 15-4 overall and 2-3 in the conference and came into the game receiving votes in both the Associated Press and Coaches polls.

"It was a really good team win and I think it was the first time we put 40 good minutes together against a really good team," UW head coach Jeff Linder said.

Griffin tied a season-high with 26 points and tied a season-high with seven assists. He was 8-of-13 from the field in the contest. Kot added 20 points on 7-of-11 shooting with a season-high five three-pointers. Brendan Wenzel added a season-high 19 points on 5-of-8 from the field. Mason Walters added 11 points and a season-high eight rebounds.

Wyoming shot 57.5 percent from the field for the second-highest percentage of the season. It marked the sixth time this season UW has shot over 50 percent from the field. Wyoming shot 56.5 percent from behind the arc for the sixth game shooting 50 percent or better from deep. Nevada shot 50.7 percent from the field. The Pokes hit 13 threes on the night tying a season best. The Pokes held a 35-34 advantage on the glass to win the rebound battle for the 10th time this season.

MW Preseason Poll

2023-24 MOUNTAIN WEST PREDICTED ORDER OF FINISH

Rank Team (First-Place Votes)

1. San Diego State (25)- 333
2. Boise State (4) - 299
3. New Mexico (1) - 278
4. Nevada (1) - 240
5. Colorado State - 218
6. UNLV - 199
7. San José State - 124
8. Fresno State - 115
9. Utah State - 105
10. Wyoming - 74
11. Air Force - 61

2023-24 PRESEASON ALL-MOUNTAIN WEST TEAM

Pos.	Name	Team
F	Tyson Degenhart	Boise State
G	Isaiah Stevens	Colorado State
G	Jaelen House	New Mexico
G	Jamal Mashburn Jr.	New Mexico
G	Lamont Butler	San Diego State

Preseason Player of the Year

Isaiah Stevens, Gr., G, Colorado State

Preseason Newcomer of the Year

Reese Waters, Jr., G, San Diego State

Preseason Freshman of the Year

Dedan Thomas Jr., G, UNLV

Sam Griffin Named MW Player of the Week: University of Wyoming Cowboy guard Sam Griffin was named the Mountain West Player of the Week on Monday. It marks the first time this season that a Cowboy has earned Player of the Week honors, as Cam Mayawu earned Freshman of the Week accolades earlier this season. Griffin, a native of Miami, Fla., tied a season-high with 26 points in the Cowboys win over Nevada on Saturday. The Wolf Pack were receiving votes in booth polls heading into the game. It also marked the Cowboys second-straight double-digit comeback win.

Another Double-Digit Comeback: The Cowboys erased another double-digit deficit in a win over Nevada. The Pokes railed by 10-points in the first half and would later go on to lead by as much as 15 points. It was the fourth double-digit comeback win for the Pokes and the third-straight home game Wyoming has done so in conference play.

Racking Up the Points: The Cowboys used hot shooting to rack up 98 points against Nevada. It was the second most by the Cowboys this season after 104 points against Northern New Mexico. It also marked the second most points in the Mountain West in a conference game, as New Mexico scored 99 against Utah State.

50 Percent or Better: The Pokes have been excellent from both the field and behind the arc this season. Wyoming has shot 50 percent or better from the field in six games this season. Wyoming has six games shooting 50 percent or better from behind the arc as well. Wyoming did both in a win over Nevada.

The Three Ball: The Cowboys were knocking down shots from everywhere in a win over Nevada. The Pokes finished the game with 13 made three-pointers, which tied a season high after 13 in the opener against Northern New Mexico. It marked the third time this season that UW has hit 10 or more three-pointers in a game.

Shooting Three Ball at High Clip: The Cowboys are connecting on the three ball at an effective rate this season at 39.8 percent. That number ranks first in the Mountain West and seventh in the nation this season. Wyoming has shot 40 percent or better from behind the arc in nine games this season.

Griffin Does It All: Guard Sam Griffin had quite the game against Nevada tying a season-high with 26 points in the game. He also tied a season-high with seven assists. He leads the Pokes in scoring this season and leads the team in assists. He is playing over 34 minutes a game, which is a career best in his collegiate career.

Wenzel Finds Groove: Guard Brendan Wenzel has found his groove. He has scored season-high in back-to-back games with 17 points against Fresno State and 19 points against Nevada. He is 11-of-20 from the field and 6-of-10 from behind the arc.

Duo in the 20's: The Cowboys has two players score in the 20's against Nevada. Akuel Kot scored 20 points and fellow guard Sam Griffin added 26 points. It marks the fourth time this season, Wyoming has see that duo do that in a game. They did so against Northern New Mexico and Furman and Weber State. Griffin has scored 20 or more points in eight games with Kot doing so five times.

Wyoming Cowboys

Pokes in the Pros

Larry Nance Jr. - New Orleans Pelicans

Hayden Dalton - Samra (Russia)

Nathan Sobey - Brisbane Bullets (Australia)

Francisco Cruz - Manisa Buyuksehir Belediyesi (Turkey)

Derek Cooke Jr. - Dolomiti Energia Trentino (Italy)

Hunter Maldonado - Oklahoma City (G-League)

Justin James - Cleveland Charge (G-League)

Drake Jeffries - Portland Remix (G-League)

Jordan Naughton (Amager) (Danish League)

AJ Banks - Team Golden State (Eurobasket S. League)



Second Half Team: The Cowboys have made four double-digit comebacks this season. The Pokes have done so with rallies in the second half with the exception of the Nevada game. In the second frame this season, the Pokes have shot over 50 percent in the second half 12 times this season. Wyoming has shot 50 percent or better from three in 10 times in the second frame and were 8-of-12 for 66.7 percent against Nevada.

Walters on the Glass: Forward Mason Walters has been finding his groove for the Pokes in his eight games. He grabbed a season-high eight rebounds against Nevada. He had seven of those boards in the second half of the contest.

Starters in Conference: The Cowboys have used the same starting lineup in conference play this season with Griffin, Kot, Wenzel, Walters and Powell. Four of those players are averaging in double-figures in conference play. Griffin adds 18 points per game with Kot at 13 points and Walters with 10.6 and Wenzel at 10.4. Wenzel leads the team in conference play with 6.4 rebounds per game.

Energy Off The Bench: The Cowboy bench has given Wyoming a spark in recent games. Kobe Newton, who is out with health reasons, was replaced by Kael Combs with five points against Nevada and Cam Manyawu adding six points. Oleg Kojenets adds 6.6 points per game in conference play to lead the scoring off the bench. The bench has scored 14 or more points in all but one conference game.

Another Tough Test: Wyoming will face another tough test against San Diego State on Tuesday. It will mark the sixth game this season against a team that has been in the polls or has received votes.

Kot Does It Again: Guard Akuel Kot has proven that he has ice in his veins. The senior transfer hit his second buzzer beater of the season against Fresno State to give Wyoming a 68-67 victory. It marked back-to-back home games with buzzer beaters with one against SJSU.

Kot Nearing 2,000: Akuel Kot is nearing the 2,000 point milestone in his college career. He sits at 1,983 and has averaged over 16 points per game in his career. He had 1,712 points at Fort Lewis College, as he was an All-American last season.

Wenzel Reaches 100 Triples: Guard Brendan Wenzel knocked down three triples against each Fresno State and Nevada and now has 104 in his college career. He has shot 36 percent from behind the arc in his college career. He is the third Poke to have triple -digit career three pointers at the NCAA level. Sam Griffin has 286 in his career and Akuel Kot has hit 224 in his collegiate career.

On The Glass: The Pokes have been solid on the glass this season grabbing 34.2 and having a +1.3 rebound margin for the season for fifth in the conference. Wyoming is grabbing 10 offensive rebounds per game this season to rank sixth in the conference. Cam Manyawu leads the Pokes at 5.8 rebounds per game.

Kot in Double-Figures: Guard Akuel Kot recorded 14 points at Utah State and had 12 against Fresno State and 20 against Nevada. It marked the 50th time in his last 51 games that he has scored in double-figures. He has scored in double-figures all but one game this season.

Wyoming Cowboys

By The Numbers



SAM GRIFFIN **Active Rank in NCAA Division I**

Total Points - 1,825 - 31st

Three-Pointers Made - 286 - 25th

Field Goals Made - 649 - 25th

Points Per Game - 13.7 - 77th



Akuel Kot **Active Rank in NCAA All Divisions**

Points Per Game - 16.3 - 65th

Total Points - 1,983 - 18th

Free Throws Made - 487 - 10th

Field Goals Made - 636 - 49th

Free Throw Chances: The Cowboys have gotten to the free throw line this season averaging 23.3 attempts per game for second in the conference and No. 32 in the nation. Wyoming has attempted at least 20 attempts in all but seven games this season with a high of 35 attempts against Cal Poly/Nevada.

Manyawu Off The Bench: Forward Cam Manyawu gave a spark off the Wyoming bench at New Mexico. He added 11 points off the bench and nine rebounds with four of those coming on the offensive glass. It was his first double figure scoring game since scoring 12 against Stephen F. Austin. His nine rebounds were the most since grabbing 11 against South Dakota Mines.

Iron Man: Guard Brendan Wenzel played a season and career best 40 minutes at New Mexico. He leads the team playing 34.5 minutes per game on the season, which is a career-high for the senior. He sevnethin the conference and No. 55 in the nation in minutes played.

On The Glass: The Cowboys held a 39-31 advatnage on the glass against Fresno State and were had a 35-34 lead against Nevada. It marked the 10th time this season that the Pokes have won the battle on the boards. It marked the eighth time that Wyoming has grabbed 35 or more rebounds on the season. Wyoming ranks sixth in the conference in rebounding.

What A Comeback: The Cowboys erased a 17-point deficit against San Jose State on Tuesday The Spartans were up 17 points with 3:54 left in the first half. The Cowboys comeback from 17 points down for the largest of the season. Previous was 10 points against Stephen F. Austin. The win was the Pokes largest comeback since defeating UNLV after trailing by 17 points on Jan. 9, 2016. UNLV led by 17 points halfway through the first half.

Kojenets Has Career Day: Forward Oleg Kojenets had a career day for the Pokes against SJSU. He recorded a career-high 18 points for his second game in double-figures this season. He had 10 points in the first half and was 8-of-8 from the free throw line in the opening frame.

Holding onto the Ball: The Cowboys recorded a season-low five turnovers against SJSU. It was the fewest in a game since Wyoming had five turnovers in a home win over Louisiana Tech last season.

Big Night at the Line: The Cowboys got it done at the line against SJSU. Wyoming was 23-of-25 from the free throw line in the game for 92 percent for the second highest free throw percentage of the season. The Pokes were 18-of-19 from the line in the first half.

Powell in Double-Figures: Forward Caden Powell added 10 points at BYU for his fourth game in double-figures this season. He is averaging a career-high 7.1 points per game and leads the team with 5.7 rebounds per game, which is also a career-high.

Behind The Arc: The guard duo of Sam Girffin and Akuel Kot have been solid this season. The two have combined for 78 made threes this season. Griffin has 41 on the season for fifth in the conference Kot has 36 makes this season for ninth in the league.

Powell on the Glass: Forward Caden Powell grabbed 11 rebounds for the Cowboys against UTEP. It marked his third game this season with double-digit rebounds.

Wyoming Cowboys

Alphabetical Roster

No.	Name	Pos.	Ht.	Wt.	Cl.	Exp.	Hometown (Last School)
10	Levi Brown	G	6-0	167	Fr.	HS	Laramie, Wyo. (Laramie)
11	Kael Combs	G	6-4	190	Fr.	HS	Nixa, Mo. (Nixa)
0	Nigle Cook	G	6-6	176	Fr.	HS	DeLand, Fla. (DME Academy)
22	Kenny Foster	G	6-5	193	Gr.	3L	Aurora, Colo. (Smoky Hill)
3	Sam Griffin	G	6-3	188	Sr.	TR	Miami, Fla. (Tulsa)
15	Oleg Kojenets	F	7-0	228	So.	TR	Kaunas, Lithuania (Nebraska)
13	Akuel Kot	G	6-2	167	Sr.	TR	Amarillo, Texas (Fort Lewis College)
5	Cam Manyawu	F	6-9	228	Fr.	HS	Kansas City, Mo. (Staley)
2	Kobe Newton	G	6-2	178	Jr.	JC	Portland, Ore. (Fullerton College)
44	Caden Powell	F	6-10	220	So.	HS	Waco, Texas (Midway)
7	Jonas Sirtautas	F	6-10	185	Fr.	HS	Kaunas, Lithuania (Zalgiris)
24	Jacob Theodosiou	G	6-4	188	Fr.	HS	Waterloo, Ontario (Western Reserve)
31	Cort Roberson	G	6-0	160	So.	RS	Arlington, Wash. (Stanwood)
1	Brendan Wenzel	G	6-7	208	Sr.	1L	San Antonio, Texas (Utah)
33	Mason Walters	F	6-9	221	Gr.	TR	Jamestown, N.D. (U of Jamestown)

Numerical Roster

No.	Name	Pos.	Ht.	Wt.	Cl.	Exp.	Hometown (Last School)
0	Nigle Cook	G	6-6	176	Fr.	HS	DeLand, Fla. (DME Academy)
1	Brendan Wenzel	G	6-7	208	Sr.	1L	San Antonio, Texas (Utah)
2	Kobe Newton	G	6-2	178	Jr.	JC	Portland, Ore. (Fullerton College)
3	Sam Griffin	G	6-3	188	Sr.	TR	Miami, Fla. (Tulsa)
5	Cam Manyawu	F	6-9	228	Fr.	HS	Kansas City, Mo. (Staley)
7	Jonas Sirtautas	F	6-10	185	Fr.	HS	Kaunas, Lithuania (Zalgiris)
10	Levi Brown	G	6-0	167	Fr.	HS	Laramie, Wyo. (Laramie)
11	Kael Combs	G	6-4	190	Fr.	HS	Nixa, Mo. (Nixa)
13	Akuel Kot	G	6-2	167	Sr.	TR	Amarillo, Texas (Fort Lewis College)
15	Oleg Kojenets	F	7-0	228	So.	TR	Kaunas, Lithuania (Nebraska)
22	Kenny Foster	G	6-5	193	Gr.	3L	Aurora, Colo. (Smoky Hill)
24	Jacob Theodosiou	G	6-4	188	Fr.	HS	Waterloo, Ontario (Western Reserve)
31	Cort Roberson	G	6-0	160	So.	RS	Arlington, Wash. (Stanwood)
33	Mason Walters	F	6-9	221	Gr.	TR	Jamestown, N.D. (U of Jamestown)
44	Caden Powell	F	6-10	220	So.	HS	Waco, Texas (Midway)

Starters and Lettermen Returning/Lost

Starters Returning (1)

No.	Name	Pos.	Ht.	Wt.	Cl.	Exp.	PPG	RPG	APG	GP/GS
1	Brendan Wenzel	G	6-7	208	Sr.	2L	7.9	3.8	0.9	24/21

Other Lettermen Returning (3)

No.	Name	Pos.	Ht.	Wt.	Cl.	Exp.	PPG	RPG	APG	GP/GS
22	Kenny Foster	G	6-5	193	Gr.	4L	4.8	2.4	0.4	17/3
44	Caden Powell	F	6-10	220	So.	1L	1.9	2.0	0.2	28/0
31	Cort Roberson	G	6-0	160	So.	1L	0.8	0.3	0.0	4/0

Newcomers

Transfers (5)

No.	Name	Pos.	Ht.	Wt.	Cl.	Exp.	Hometown (Last School)
2	Kobe Newton	G	6-2	178	Jr.	JC	Portland, Ore. (Fullerton College)
3	Sam Griffin	G	6-3	188	Sr.	TR	Miami, Fla. (Tulsa)
13	Akuel Kot	G	6-2	167	Sr.	TR	Amarillo, Texas (Fort Lewis College)
15	Oleg Kojenets	F	7-0	228	So.	TR	Kaunas, Lithuania (Nebraska)
33	Mason Walters	F	6-9	221	Gr.	TR	Jamestown, N.D. (U of Jamestown)

High School (6)

No.	Name	Pos.	Ht.	Wt.	Cl.	Exp.	Hometown (Last School)
0	Nigle Cook	G	6-6	176	Fr.	HS	DeLand, Fla. (DME Academy)
5	Cam Manyawu	F	6-9	228	Fr.	HS	Kansas City, Mo. (Staley)
10	Levi Brown	G	6-0	167	Fr.	HS	Laramie, Wyo. (Laramie)
11	Kael Combs	G	6-4	190	Fr.	HS	Nixa, Mo. (Nixa)
7	Jonas Sirtautas	F	6-10	185	Fr.	HS	Kaunas, Lithuania (Zalgiris)
24	Jacob Theodosiou	G	6-4	188	Fr.	HS	Waterloo, Ontario (Western Reserve)

Pronunciations

Akuel Kot - A-Kwell
 Oleg Kojenets - O-Leg Co-Yah-Nets
 Cam Manyawu - Cam Man-yao
 Jonas Sirtautas - Yo-nuss Sir-Yau-Tis
 Jacob Theodosiou - Theo-Doe-See-O
 Cort Roberson - Row-ber-son

Roster Breakdown

By Class

<u>Graduate (2)</u>			
Kenny Foster	G	6-5	193
Mason Walters	F	6-9	221

Seniors (3)

Sam Griffin	G	6-3	188
Akuel Kot	G	6-2	167
Brendan Wenzel	G	6-7	208

Juniors (1)

Kobe Newton	G	6-2	178
-------------	---	-----	-----

Sophomores (3)

Oleg Kojenets	F	7-0	228
Caden Powell	F	6-10	220
Cort Roberson	G	6-0	160

Freshmen (6)

Levi Brown	G	6-0	167
Kael Combs	G	6-4	190
Nigle Cook	G	6-6	176
Cam Manyawu	F	6-9	228
Jonas Sirtautas	F	6-10	185
Jacob Theodosiou	G	6-4	188

By Position

Guards (10)

Levi Brown	G	6-0	167
Kael Combs	G	6-4	190
Nigle Cook	G	6-6	176
Kenny Foster	G	6-5	193
Sam Griffin	G	6-3	188
Akuel Kot	G	6-2	167
Kobe Newton	G	6-2	178
Cort Roberson	G	6-0	160
Jacob Theodosiou	G	6-4	188
Brendan Wenzel	G	6-7	208

Forwards (5)

Oleg Kojenets	F	7-0	228
Cam Manyawu	F	6-9	228
Caden Powell	F	6-10	220
Jonas Sirtautas	F	6-10	185
Mason Walters	F	6-9	221

By High School or Transfer

High School (9)

Levi Brown	G	6-0	167
Kael Combs	G	6-4	190
Nigle Cook	G	6-6	176
Kenny Foster	G	6-5	193
Cort Roberson	G	6-0	160
Cam Manyawu	F	6-9	228
Caden Powell	F	6-10	220
Jonas Sirtautas	F	6-10	185
Jacob Theodosiou	G	6-4	188

Transfers (6)

Sam Griffin	G	6-3	188
Akuel Kot	G	6-2	167
Kobe Newton	G	6-2	178
Oleg Kojenets	F	7-0	228
Mason Walters	F	6-9	221
Brendan Wenzel	G	6-7	208

Wyoming Cowboys

THE PLAYERS ACCORDING TO LINDER

The following is Coach Linder's player-by-player analysis of the 2023-24 lineup:

GRADUATE STUDENTS

Kenny Foster Guard

"Kenny is the consensus team player. He is an elite teammate, an excellent cutter and will do everything we ask him to do. He does all the dirty work and helps you win games."

MASON WALTERS Forward

"Mason has really high feel and really high IQ. He is almost like having a pro out there. He is so mature and played so much basketball with a ton of success."

SENIORS

Sam Griffin Guard

"Sam is a very talented scorer of the basketball. He is an improving playmaker and he is mature. He has enjoyed a lot of success at the Division I level."

Akuel Kot Guard

"Akuel extremely talented scorer that is a bucket getter. He is hard to defend if you are the opposing team."

Brendan Wenzel Guard

"Brendan has been in the program and knows what we want. He is shooting the ball very well and has taken a leadership role with this basketball team."

JUNIORS

Kobe Newton Guard

"Kobe is a good scorer of the basketball and has won a ton of games at the junior college level. He understands what winning looks like and will make shots for us."

SOPHOMORES

Oleg Kojenets Forward

"Oleg is one of those guys you say it is hard to teach seven foot. He is improving rapidly. He understands the game and is very physical."

Caden Powell Forward

"Caden got a lot of experience last season. He helps us get to the next action and is improving as a scorer and defender. He is a tough player that will play exactly how we want."

Cort Roberson Guard

"Cort is a ultimate team guy and does everything we ask. He is like having another coach out there."

FRESHMEN

Levi Brown Guard

"Levi is a great teammate. He is always ready to jump in and compete for a rep and help this team get better."

Kael Combs Guard

"Kael has really good feel for the game. He is really active on the defensive end of the floor. He has a chance to really be a lockdown defender."

Nigle Cook Guard

"Nigle can really shoot the ball well. He will really be a floor spacer. He is a guy who has a ton of gravity off the ball."

Cam Manyawu Forward

"Cam is a really exciting player with a ton of promise. He is an elite offensive rebounder. He has great feel for the game and is very smart."

Jonas Sirtautas Forward


"Jonas is a talent and one of the most athletic guys we have coached. He has to work his way into the American game."

Jacob Theodosiou Guard

"Jacob is developing after getting back healthy. He is an exciting prospect and a high level competitor."



Wyoming Cowboys



Nigle Cook
G, 6-6, 176, Fr.
DeLand, Fla.



Brendan Wenzel
G, 6-7, 208, Sr.
San Antonio, Texas.



Kobe Newton
G, 6-2, 178, Jr.
Portland, Ore.



Sam Griffin
G, 6-3, 188, Sr.
Miami, Fla.



Cam Manyawu
F, 6-9, 228, Fr.
Kansas City, Kan.



Jonas Sirtautas
F, 6-10, 185, Fr.
Kaunas, Lithuania



Levi Brown
G, 6-0, 167, Fr.
Laramie, Wyo.



Kael Combs
G, 6-4, 190, Fr.
Nixa, Mo.



Akuel Kot
G, 6-2, 167, Sr.
Amarillo, Texas



Oleg Kojenets
F, 7-0, 228, So.
Kaunas, Lithuania



Kenny Foster
G, 6-5, 193, Gr.
Aurora, Colo.



Jacob Theodosiou
G, 6-4, 188, Fr.
Waterloo, Ontario



Cort Roberson
G, 6-0, 160, So.
Arlington, Wash.



Mason Walters
F, 6-9, 221, Gr.
Jamestown, N.D.



Caden Powell
F, 6-10, 220, So.
Waco, Texas



Jeff Linder
Head Coach
4th Season

Wyoming Cowboys

Head Coach Jeff Linder



Jeff Linder enters his fourth season as the head coach of the Cowboys. He is the 22nd head coach in Wyoming basketball history. He was named to his position as leader of the Cowboys on March 17, 2020.

In his first three seasons, Linder has helped lead the Cowboys to the NCAA Tournament and coached two players in Hunter Maldonado and Drake Jeffries to NBA Summer League rosters.

Linder helped Maldonado, as he became the first player in NCAA history to record over 2,000 points, 800 rebounds and 600 assists in a career.

In his second season at the helm of the program, the Cowboys reached the NCAA Tournament finishing the season with a 25-9 overall record. The Pokes received their first at-large bid to the NCAA Tournament since 2002 and marked the first trip to the Big Dance since 2015. The Pokes recorded 24 wins in the regular season for the most since the 1951-52 campaign.

Linder was one of 15 coaches in the nation named to the Werner Naismith Coach of the Year Late Season Watch List by the Atlanta Tipoff Club and the only coach from the Mountain

West Conference.

The Pokes, who were picked to finish eighth in the Conference ranked as high as No. 22 in the nation in both the Associated Press and USA Today Coaches' polls.

He became the first coach since Everett Shelton to take a Cowboy team to the NCAA Tournament in his second season.

Linder led the Pokes to a 14-11 overall record in his first season. The Pokes went 6-1 in conference play including a road win over an Elite Eight team in Oregon State. Wyoming won six total road games on the season for the most away from Laramie since the 2012-13 season. UW also had a winning record on the road for the first time----since 2000-01 season.

The Cowboys featured the top offense in the Mountain West in Linder's first season. He revamped the Cowboy offense to averaging 76.5 points per game. Wyoming also led the MW in three-point field goals per game at 10.1. The Pokes ranked No. 12 in the nation in three-point field goals per game as well.

His 2020-21 roster was the fifth youngest in the nation. The Cowboys were a veteran group by season's end recording only 11.3 turnovers per game to rank No. 47 in the nation. The team won three of their last four games and nearly knocked off nationally ranked San Diego State in the quarterfinals of the MW Tournament.



Wyoming Cowboys

“Wyoming has a rich basketball tradition which at a young age I was introduced to on the Sports Illustrated cover that featured Cowboy great, Fennis Dembo. From that time on growing up down the road in Denver, I was always rooting for the Cowboys. For me to now have the opportunity to lead this acclaimed program is an honor that I won’t take for granted. I will work to build on the storied past built and laid before me and diligently work to make Wyoming basketball a force to be reckoned with.”

“The University of Wyoming basketball job is an incredible fit for me and my family,” Linder said. “Having grown up in the region and having coached in the Mountain West Conference it was almost too good to be true when Tom Burman called me. My staff and I will make recruiting the region a priority while scanning the globe for student-athletes who fit the characteristics we want in Cowboy basketball players.

Prior to Wyoming, Linder posted an impressive 80-50 (.615) record in four seasons at Northern Colorado. He was named the Big Sky Coach of the Year during the 2018-19 season leading the Bears to 15 conference wins for a program record. The Bears tied that record of 15 conference wins again in the 2019-20 season. Over the last three seasons, Linder led UNC to the most wins during a three-year stretch in program history, with 69 wins. The Bears also finished in the top-100 of the NCAA NET Rankings.

Prior to his time at Northern Colorado, Linder spent six seasons at Boise State with the last three years serving as associate head coach of the Broncos. Linder helped guide Boise State to two NCAA tournament appearances and the team’s first Mountain West Conference Championship during his tenure.”

In 2014-15, his second season as Associate Head Coach, the Broncos tied the school record for wins, going 25-9, including a 14-1 record in the team’s final 15 regular season games. Boise State won 20-or-more games in five of Linder’s six seasons.

Renowned for his offensive game plans, Boise State saw immediate production with Linder on the bench. The Broncos led the conference in scoring in three of his six seasons and finished second in 2014-15. Boise State averaged 76.2 points per game in 2013-14, the second-highest season average for the Broncos in nearly 40 years.

In his first year with at Boise State, Linder helped head coach Leon Rice steer the Broncos to one of its most successful seasons in school history.

Prior to Boise State, Linder served as an assistant and associate head coach at the University of San Francisco. In 2009-10 at USF, the Dons posted a 12-18 record, including a 9-4 record at home. He also spent time at Weber State. Linder helped the Wildcats to a 36-26 overall record, and in 2006-07 the Wildcats won the Big Sky Conference regular-season and tournament titles and earned a trip to the NCAA Tournament. Linder also recruited Damian Lillard to Weber State, who was selected sixth-overall by the Portland Trail Blazers in the 2012 NBA Draft.

Linder got his start in collegiate coaching as the assistant director of men’s basketball operations at Colorado under head coach Ricardo Patton. After one season at CU, Linder was hired as an assistant coach on David Moe’s staff at Emporia State, where he spent three seasons. Emporia State went 22-5

The Linder File

Coaching History

2020-Pres. — Wyoming as Head Coach
2016-2020 — Northern Colorado as Head Coach
2010–2016—Boise State (Assistant Coach)
2008–2010—San Francisco (Assistant Coach)
2006–2008—Weber State (Assistant Coach)
2004–2006—Midland (Assistant Coach)
2001–2004—Emporia State (Assistant Coach)
2000–2001—Colorado (Assistant Director of Operations)

Postseason Berths (6)

(NCAA Tournament: 4 Appearances)
(College Invitational Tournament: 1 Championship)
(College Basketball Invitational: 1 Semifinal Appearance)

2022 - NCAA Tournament
2018- College Invitational Tournament
2015- NCAA Tournament
2013-NCAA Tournament
2011-CBI Invitational
2007-NCAA Tournament

Awards

2018-19 Big Sky Coach of the Year

Notable Accolades

- In his second season at the helm of the program, the Cowboys reached the NCAA Tournament finishing the season with a 25-9 overall record. The Pokes received their first at-large bid to the NCAA Tournament since 2002 and marked the first trip to the Big Dance since 2015. The Pokes recorded 24 wins in the regular season for the most since the 1951-52 campaign.

- Linder was one of 15 coaches in the nation named to the Werner Naismith Coach of the Year Late Season Watch List by the Atlanta Tipoff Club in 2022 and the only coach from the Mountain West Conference.

- The Pokes, who were picked to finish eighth in the Conference ranked as high as No. 22 in the nation in both the Associated Press and USA Today Coaches’ polls.

- He became the first coach since Everett Shelton to take a Cowboy team to the NCAA Tournament in his second season.

during his final campaign and earned the third seed in the NCAA Division II Tournament.

Linder moved from Emporia State to Midland Junior College in Midland, Texas, where he spent two seasons as an assistant coach to Grant McCasland.

A native of Lafayette, Colo., he played one season at Mesa State. After his freshman year, Linder transferred to Western State Colorado where he played three seasons under coach Bob Hofman. As a Mountaineer, Linder earned All-Rocky Mountain Conference honors, both on the court and in the classroom, three times.

Linder and his wife, Kelli, have four children, two daughters, Adison and Makalyn, and two sons, Jordan and Devon.

Wyoming Cowboys

Associate Head Coach Ken DeWeese



University of Wyoming head men's basketball coach Jeff Linder announced in the spring of 2023 that Ken DeWeese had been promoted and will now serve as associate head coach of the Cowboy basketball program. DeWeese is entering his fourth season with the Cowboys and eighth season on staff with Linder.

"Coach DeWeese has played a key role in this program both on and off the court," Linder said. "He is a talented coach, and his enhanced role will be key to the future of our program. I look forward to this opportunity for him and he will continue to help push Cowboy Basketball to success.

DeWeese helped the Cowboys reach the NCAA Tournament in 2022 finishing the season with a 25-9 overall record. The Pokes received their first at-large bid to the NCAA Tournament since 2002 and marked the first trip to the Big Dance since 2015. The Pokes recorded 24 wins in the regular season for the most since the 1951-52 campaign. The Pokes, who were picked to finish eighth in the Conference ranked as high as No. 22 in the nation in both the Associated Press and USA Today Coaches' polls.

"My family and I are incredibly grateful for the opportunity to continue the work we started here at Wyoming three years ago," DeWeese said. "Helping Coach Linder lead this program has been a great honor. I want to thank Coach Linder and the University of Wyoming athletic administration for trusting in my ability as a coach and character as a person. I am excited about the future of the program as we

continue to grow and develop."

The Cowboys featured the top offense in the Mountain West in his first season with the program. He helped revamped the Cowboy offense to averaging 76.5 points per game. Wyoming also led the MW in three-point field goals per game at 10.1. The Pokes ranked No. 12 in the nation in three-point field goals per game as well.

The Pokes went 6-1 in non-conference play in 2020-21 including a road win over an Elite Eight team in Oregon State. Wyoming won six total road games on the season for the most away from Laramie since the 2012-13 season. UW also had a winning record on the road since 2000-01 season.

In 2020, DeWeese was named one of 50 impactful mid major assistant coaches in college basketball.

DeWeese helped UNC to the most wins during a three-year stretch in program history, with 69 wins. The Bears also finished in the top-100 of the NCAA NET Rankings this past season.

DeWeese has also helped the Bears record 15-wins in Big Sky play in back-to-back seasons for the most in school history. He also helped lead Northern Colorado to its first postseason title in 2017-18, as the Bears won the College Invitational Tournament. It marked the first postseason title for any Colorado school since the 1940 season. It was also the first postseason title for a team from the Big Sky Conference. During the 2017-18 campaign, UNC won a school record 26 games on their way to the CIT Championship. The Bears finished the season ranked in the top-100 of the RPI.

During his time with the Bears he mentored Big Sky Player of the Year Jordan Davis, as well as Defensive Player of the Year Jonah Radabaugh, Sixth Man of the Year Kai Edwards and Freshman of the Year Bodie Hume.

Prior to his time at Northern Colorado, DeWeese helped guide the UTEP to over 120 wins, including three seasons of 22 wins or more and two NIT appearances. Known for his recruiting at UTEP, DeWeese signed 26 players that were on Conference USA commissioner's Honor Roll selections.

In his first year as an assistant at El Paso, he recruited four student athletes that went on to earn All-Conference USA honors, including C-USA Defensive Player of the Year. He recruited a consensus national Top 100 recruit, Vincent Hunter. Hunter went on to be C-USA Freshman of the Year in 2013-14 and First Team All-Conference in 2014-15. His 2013 recruiting class was ranked in the Top 25 by numerous media outlets.

In back-to-back years, DeWeese was ranked as the top assistant in C-USA by NextUpRecruits.com and was the second ranked assistant in 2013-14 and '14-'15. In six seasons at UTEP the Miners defeated nationally ranked opponents Oregon, Nebraska, Michigan, Texas Tech, New Mexico State, Auburn, Memphis, Tennessee, Xavier and Washington State.

Prior to UTEP, DeWeese spent a season at Utah Valley and four seasons at University of Mary Hardin-Baylor. With the Wolverines at Utah Valley he was in charge of recruiting the 2010 recruiting class, which led to back-to-back winning seasons for UVU, going 19-11 and 20-12 after finishing 12-18 in 2009-10.

DeWeese coached Vince Hunter of the Memphis Grizzlies, Former Conference USA Defensive Player of the Year Julian Washburn of the Memphis Grizzlies and Julyan Stone, who played for the Nuggets, Raptors and Hornets. Two of his players also play in the NFL in Cederik Lang of the Eagles and Aaron Jones of the Packers.

As an assistant at Mary Hardin-Baylor (2005-09) as an assistant under his father Ken DeWeese, the Crusaders finished with an 85-27 (.758) in DeWeese's four seasons and clinched two NCAA (Division III) tournament berths. DeWeese was solely responsible for the recruitment of four student-athletes that helped UMHB reach the 2013 D3 National Championship game.

The many other accolades that DeWeese helped Hardin-Baylor receive were, No. 12 National Ranking in the Top 25 poll, leading all of Division III in field goal percentage, four American Southwest Conference tournament appearances and two division titles. His father has over 800 wins in his career as the head coach.

DeWeese got his start in the coaching ranks at Idaho in 2005 as the Director of Basketball Operations.

Ken and his wife Natalie have three children, Emery, Ellison and Dane.



Wyoming Cowboys

Assistant Coach Nick Whitmore



University of Wyoming head men's basketball coach Jeff Linder announced the addition of Nick Whitmore to the coaching staff in March of 2023. Whitmore comes to Wyoming after serving as head coach at the Prep School level for nearly a decade producing 39 Division I players and one First Round NBA Draft pick. He has also coached 30 players that have gone to play professionally including a First Round NBA talent and recruited players from 11 different countries.

"I am very excited with the addition of Nick and his family to the Cowboys basketball community," UW head coach Jeff Linder said. "I have known Nick for many years, and he is an up-and-coming coach who will impact the program in many different areas. Being a very successful prep school coach at the Asheville School and New Hampton School Prep, he has established a vast network of recruiting contacts not only here in the States but internationally."

Whitmore has been the head coach at the Asheville School in Asheville, N.C. since 2019. He led Asheville to three-straight titles and attracted the first Top-100 player in school history. Whitmore is one of the top recruiters of national and international talent attracting National Team players from Turkey, Greece, Germany, France, Latvia Puerto Rico, United States, and the Netherlands.

"I want to thank Coach Linder, Director of Athletics Tom Burman, and the entire University of Wyoming community for the opportunity to be a part of the Cowboy basketball program," Whitmore said. "Coach Linder has a track record of winning and doing things the right way. I am so excited to be a part of what he is building, and I look forward to doing my part to help this program compete at the highest possible level. My family and I are thrilled to immerse ourselves in the community, and I cannot wait to get to work!"

He spent six years coaching at the New Hampton School one of the nation's top prep programs. His teams were consistently in the Top-10 in the nation and were ranked as high as second. He reached the NEPSAC AAA Title game in just his second season at the helm of the program.

Whitmore spent time at the University of San Francisco as the director of operations from 2012-14. The Dons earned a second seed in the National Invitational Tournament after finishing second in the WCC. He also spent the previous two seasons on the staff as a volunteer assistant.

He also spent time at the Drew School in San Francisco as the head coach. He helped lead the team to their best season in 25 years.

Whitmore is a graduate of Boise State University and earned his master's degree from Middlebury College in Vermont. He was a student assistant while at Boise State.

His father Bill was a long-time basketball coach spending time as the head coach at the University of Vermont.



Wyoming Cowboys

Assistant Coach Bryston Williams



University of Wyoming head men's basketball coach Jeff Linder announced the addition of Bryston Williams to the coaching staff in March of 2023. Williams has served as an assistant coach at Indiana State for two seasons and spent time in the NBA with the Detroit Pistons as well.

"We are very excited to welcome Bryston and his family to the Wyoming community," Linder said. "Bryston brings great energy and passion that our staff and players will see right away. He has diverse skill set working in various levels of college basketball and with his experience in the NBA. Bryston is a great addition and will make an impact on this program."

Williams helped lead the Sycamores to 23 wins this season and a trip the College Basketball invitational, as the top seed for the team's first postseason trip since 2014. He helped mentor Courvoisier McCauley, the Missouri Valley Newcomer of the Year. He also mentored Cameron Henry, who earned All-MVC honors.

"I want to thank coach Linder for the opportunity to be a part of a great program," Williams said. "My family and I are excited to be a part of the Laramie community and the entire State of Wyoming."

When you get a chance to surround yourself with great people that help you grow, you don't want to pass those opportunities up. It will be a special and great experience."

Prior to his time with Indiana State, Williams spent three seasons as an assistant coach for the Detroit Pistons. His duties with the Pistons included developing the team's mechanical shooting program, pre and post practice workouts, film breakdown and post-game reports.

In 2017-18, Williams spent time with the Memphis Hustle of the NBA G-League. He was an essential part of the game plan prep for the Hustle. He also worked as in player development.

In 2016-17, he spent time with the Iowa Energy also of the NBA G-League.

He spent two seasons as a graduate assistant at Northwest Missouri State. He helped lead the Bearcats to a pair MIAA Championships. He also helped lead Northwest Missouri to the Sweet Sixteen of the NCAA Division II Tournament.

He is a graduate of Northwest Missouri State and also earned a Master's degree from the school. He played in 112 games with 71 starts. Williams played on two conference championship teams and led the team to the NCAA Sweet 16 as a senior.



Wyoming Cowboys

Assistant Coach/Special Assistant to head coach Shaun Vandiver



University of Wyoming special assistant to the head coach basketball coach Shaun Vandiver enters his sixth season with the Cowboys and second season in his new role after serving as an assistant coach.

The Cowboys reached the NCAA Tournament in 2022 finishing the season with a 25-9 overall record. The Pokes received their first at-large bid to the NCAA Tournament since 2002 and marked the first trip to the Big Dance since 2015. The Pokes recorded 24 wins in the regular season for the most since the 1951-52 campaign.

The Pokes, who were picked to finish eighth in the Conference ranked as high as No. 22 in the nation in both the Associated Press and USA Today Coaches' polls.

The Pokes went 6-1 in non-conference play in 2020-21 including a road win over an Elite Eight team in Oregon State. Wyoming won six total road games on the season for the most away from Laramie since the 2012-13 season. UW also had a winning record on the road since 2000-01 season.

In his first season back with the Brown and Gold, Vandiver helped the Pokes defeat South Carolina for Wyoming's first win against an SEC team in Laramie since he served as a graduate assistant during the 2002-03 season. In his second season, he helped lead the Cowboys to the semifinals of the MW Tournament.

Vandiver was an assistant for the Pokes from 2005-10 serving under head coaches Steve McClain and Heath Schroyer. He also served as a graduate assist at Wyoming for the 2002-03 season.

As a member of the Wyoming coaching staff, Vandiver helped lead the Cowboys to the Championship game of the 2006 Mountain West Tournament. During his time with the Pokes, he mentored nine players who earned All-MW honors.

"I like the way the Cowboy basketball program has progressed, and my goal is to help the coaching staff keep it going and take it to another level," Vandiver said. "I'm just ready to do whatever coach Linder needs me to do for this program and I'm all in."

Vandiver led the Hornets to five Mid-America Athletic Association tournaments during his time at Emporia State. In his first season as head coach, he became only the second coach in MIAA history to lead his team to the tournament championship game in his first season. Last season, Emporia State nearly knocked off Mizzou on the road before falling to the Tigers 67-62.

Prior to his time as head coach at Emporia State, Vandiver was an assistant coach at Boise State. He was a key part of one of the biggest turnarounds in Boise State history in 2010-11. The Broncos were 22-13 and advanced to the semifinals of the CBI Tournament before falling to the Oregon Ducks 79-71 in Eugene, Ore. The 22 wins were a seven-game improvement over the previous year.

He began his coaching career in 2001-02 as volunteer assistant coach with Colorado while finishing his degree in sociology. In 2002-03, he moved on to Wyoming as a graduate assistant where he helped guide the Cowboys to a 21-11 record and an NIT berth. His first full-time coaching position was at Bowling Green State in 2003-04. He moved on to Northern Colorado for the 2004-05 season as the Bears were finishing their transition to NCAA Division I.

Vandiver transferred to Colorado following his freshman year at Hutchison Community College and was named Big Eight Newcomer of the Year in 1989. His senior season, he led the Buffs to the National Invitation Tournament finals in New York City, where they finished third. He averaged a double-double in his career for the Buffaloes and ended his career as the third leading scorer

(1,876) and rebounder (962) in CU history. After earning First-Team All-Big Eight honors as a junior and senior, he was selected by the Golden State Warriors with the 25th pick of the 1991 NBA Draft. After his collegiate career, Vandiver enjoyed a nine-year professional playing career in Europe. He played for teams in: Bologna, Italy (1991-92); Bilbao, Spain (1992-93); Girona, Spain (1993-94); Reggio Calabria, Italy (1994-95); Las Palmas, Spain (1995-97); and Madrid, Spain (1997-2001).

Vandiver, a native of Bolingbrook, Ill., is married to the former Danielle Dodgion. They have five children: Aubrey, a former Cowgirl basketball player; Amber, a former Emporia State basketball player; Garin, a former Emporia State player; Alessandra and Gage.



Wyoming Cowboys

Head Sports Performance coach for Basketball Jimmy Edel



Jimmy Edel is in his fourth season with the Cowboys. He spent the previous four seasons with Cowboy head Coach Jeff Linder at Northern Colorado.

Edel got his start in strength and conditioning as an intern at Winona State University. He then spent three seasons as head strength coach for men's and women's basketball at Appalachian State prior to his time at UNC. He earned Master's degree in Exercise Science with a concentration in Strength and

Conditioning while at Appalachian State.

Assistant Coach/Director of Operations Tim O Flannigan



O'Flannigan is in his fifth season with the Cowboys as the Director of Basketball Operations and also added assistant coaching duties this season.

A native of Laramie returned to UW after spending two seasons as director of operations at Weber State. Prior to heading to Weber State, O'Flannigan was a graduate assistant for the Pokes helping lead Wyoming to the College Basketball Insider Championship in 2017. Before his duties as a graduate assistant, he spent four years as a student manager for the Cowboys.

Associate Athletic Trainer Dallas Fichtner



Dallas Fichtner joined the University of Wyoming Sports Medicine Staff in August 2018 as an Associate Athletic Trainer with the Cowboy Basketball and Cowboy and Cowgirl Diving programs after spending the previous eleven years at Nebraska Wesleyan University in Lincoln, NE.

While at NWU, Dallas worked with a variety of sports including men's and women's soccer, track and field, and men's and women's basketball. Before his time at Nebraska Wesleyan, he served as a graduate assistant athletic trainer at Boise State University from 2005-2007. While at Boise State, Dallas worked one year with the wrestling program and one year with the men's basketball as well as assisting with the football program.

Dallas received his Masters of Exercise and Sports Studies with a Biophysical Emphasis from Boise State in 2007 after completing his undergraduate education at the University of Nebraska at Kearney in 2005. Dallas is originally from Hayes Center, NE where he grew up on a family owned cattle ranch.

Assistant Director of Player Development COLEMAN SPARLING




Sparling enters his second season with the Cowboys in 2023-24. Sparling recently wrap up his playing career leading Alaska Fairbanks to the NCAA Division II Tournament. His team would go on all the way to the Sweet 16. He also spent time playing at UT Arlington, College of Southern Idaho.

He played for his father, Greg at Alaska Fairbanks and Central Washington. His father spent 24 seasons at Central Washington as the head coach and has over 400 wins in his career. His mother Kristin Sparling coach track at Central Washington.

He earned his degree from the University of Texas Arlington.

Wyoming Cowboys



#0 Nigle Cook

Freshman □ Guard □ 6-6 □ 176
DeLand, Fla. (DME Academy)

2023-24 Averages

PTS	REB	AST	FG%	3FG%	FT%	MIN
6.0	2.0	0.0	.400	.250	.500	13.2

Notable

- Played at DME Academy one of the nation's top prep schools
- Averaged 10.2 points per game and added 2.6 assists per game.
- Was also recruited by Villanova and Albany

2023-24 Game-by-Game Statistics

#0 COOK, Nigle

Opponent	Date	GS	MIN	Total FG-FGA	PCT	3-Pointers 3FG-3FGA	PCT	Free throws FT-FTA	PCT	Rebounds OFF	DEF	TOT	AVG	PF	A	TO	BLK	STL	PTS	AVG
Northern N.M.	11/07/2023		13:17	2-5	.400	1-4	.250	1-2	.500	1	1	2	2.0	1	0	0	0	0	6	6.0
Totals		0	13:17	2-5	.400	1-4	.250	1-2	.500	1	1	2	2.0	1	0	0	0	0	6	6.0

Player Averages

Games Played	Minutes/game	Points/game	FG Pct	3FG Pct	FT Pct	Rebounds/game	Assists/game	Turnovers/game	Assist/Turnover ratio	Steals/game	Blocks/game
1	13.3	6.0	40.0	25.0	50.0	2.0	0.0	0.0	0.0	0.0	0.0



#1 Brendan Wenzel

Senior □ Guard □ 6-7 □ 208
San Antonio, Texas (Utah)

2023-24 Averages

PTS	REB	AST	FG%	3FG%	FT%	MIN
8.9	5.6	1.8	.353	.319	.814	34.7

Notable

- Scored season-high 19 points against Nevada
- Played all 40 minutes at New Mexico, leads team in minutes
- Hit season-high four threes against Furman

2023-24 Game-by-Game Statistics

#1 WENZEL, Brendan

Opponent	Date	GS	MIN	Total FG-FGA	PCT	3-Pointers 3FG-3FGA	PCT	Free throws FT-FTA	PCT	Rebounds OFF	DEF	TOT	AVG	PF	A	TO	BLK	STL	PTS	AVG
Northern N.M.	11/07/2023	*	26:23	3-5	.600	3-4	.750	0-0	.000	0	3	3	3.0	2	1	1	0	1	9	9.0
Cal Poly	11/11/2023	*	37:54	3-6	.500	2-4	.500	1-2	.500	0	5	4	2	3	3	0	0	0	9	9.0
vs Saint Louis	11/16/2023	*	36:51	0-7	.000	0-4	.000	6-6	1.000	4	5	9	5.7	5	0	1	0	0	6	6.0
vs Col. of Charleston	11/17/2023	*	39:19	2-9	.222	0-5	.000	0-1	.000	1	7	8	6.3	1	6	3	1	2	4	7.0
vs Furman	11/19/2023	*	38:55	4-8	.500	4-6	.667	1-2	.500	0	6	6	6.2	3	2	0	1	2	13	8.2
at Texas	11/26/2023	*	38:56	5-14	.357	2-6	.333	0-0	.000	1	0	1	5.3	1	0	0	0	0	12	8.8
at Portland	12/01/2023	*	37:23	2-8	.250	1-3	.333	0-1	.000	0	6	6	5.4	2	0	1	1	1	5	8.3
SFA	12/09/2023	*	29:59	1-5	.200	1-4	.250	4-4	1.000	1	3	4	5.3	2	3	2	0	2	7	8.1
Weber St.	12/16/2023	*	35:23	5-8	.625	1-3	.333	0-0	.000	1	4	5	5.2	4	1	0	1	1	11	8.4
vs South Dakota St.	12/20/2023	*	24:07	3-4	.750	2-3	.667	1-2	.500	1	5	6	5.3	4	2	0	0	0	9	8.5
at UTEP	12/21/2023	*	33:43	2-10	.200	0-6	.000	7-8	.875	2	3	5	5.3	4	2	1	0	0	11	8.7
at BYU	12/28/2023	*	31:37	2-9	.222	0-4	.000	0-0	.000	2	3	5	5.3	1	1	2	0	0	4	8.3
San Jose St.	01/02/2024	*	24:30	1-6	.167	0-3	.000	0-0	.000	1	3	4	5.3	0	1	0	0	0	2	7.8
at New Mexico	01/06/2024	*	40:00	1-6	.167	0-2	.000	3-4	.750	2	4	6	5.2	2	2	3	0	1	5	7.6
at Utah St.	01/09/2024	*	29:41	2-8	.250	1-5	.200	4-4	1.000	2	5	7	5.3	4	2	2	1	0	9	7.7
Fresno St.	01/13/2024	*	36:21	6-12	.500	3-5	.600	2-2	1.000	1	7	8	5.5	1	0	0	1	2	17	8.3
Nevada	01/20/2024	*	39:36	5-8	.625	3-5	.600	6-7	.857	1	6	7	5.6	4	4	0	0	1	19	8.9
Totals		17	590:38	47-133	.353	23-72	.319	35-43	.814	20	75	95	5.6	45	30	20	6	13	152	8.9

Player Averages

Games Played	Minutes/game	Points/game	FG Pct	3FG Pct	FT Pct	Rebounds/game	Assists/game	Turnovers/game	Assist/Turnover ratio	Steals/game	Blocks/game
17	34.7	8.9	35.3	31.9	81.4	5.6	1.8	1.2	1.5	0.8	0.4

Season & Career Highs

Season Highs

- Points 19 vs. Nevada, 1-20-24
- FG Made 6 vs. Fresno State, 1-13-24
- 3FG Made 4 vs. Furman, 11-19-23
- FT Made 7 at UTEP, 12-21-23
- Rebounds 9, vs. Saint Louis, 11-16-23
- Assists 6, vs. C of C, 11-17-23
- Blocks 1, three times, last vs. Portland, 12-1-23
- Steals 2, four times, last vs. Fresno State, 1-13-24
- Minutes 40 at New Mexico, 1-6-24

Career Highs

- Points 20 twice, last vs Louisiana Tech, 12-10-22
- FG Made 6 twice, last vs. Fresno State, 1-13-24
- 3FG Made 5 twice, last vs Louisiana Tech, 12-10-22
- FT Made 7 at UTEP, 12-21-23
- Rebounds 12 vs Texas A&M-Commerce, 12-6-22
- Assists 6 twice, last vs. C of C, 11-17-23
- Blocks 2 vs Nevada, 2-27-23
- Steals 2, three times, last vs. SFA, 12-9-23
- Minutes 40 at New Mexico, 1-6-24

Double-Figure Scoring Games

Season	6
Career	20

Double-Figure Rebounding Games

Season	0
Career	1

Twenty-Point Scoring Games

Season	0
Career	2

Double-Double Games

Season	10
Career	1

Season & Career Highs

Season Highs

- Points 6 vs. NNMCM, 11-7-23
- FG Made 2 vs. NNMCM, 11-7-23
- 3FG Made 1 vs. NNMCM, 11-7-23
- FT Made 1 vs. NNMCM, 11-7-23
- Rebounds 2 vs. NNMCM, 11-7-23
- Assists NA
- Blocks NA
- Steals NA
- Minutes 13 vs. NNMCM, 11-7-23

Career Highs

- Points 6 vs. NNMCM, 11-7-23
- FG Made 2 vs. NNMCM, 11-7-23
- 3FG Made 1 vs. NNMCM, 11-7-23
- FT Made 1 vs. NNMCM, 11-7-23
- Rebounds 2 vs. NNMCM, 11-7-23
- Assists NA
- Blocks NA
- Steals NA
- Minutes 13 vs. NNMCM, 11-7-23

Double-Figure Scoring Games

Season	0
Career	0

Double-Figure Rebounding Games

Season	0
Career	0

Twenty-Point Scoring Games

Season	0
Career	0

Double-Double Games

Season	0
Career	0

Wyoming Career Statistics

SEASON	TEAM	GP	GS	MIN	AVG	Field Goals FG-FGA	FG%	3-Point 3FG-3FGA	3FG%	F-Throws FT-FTA	FT%	Rebounds OFF	DEF	TOT	AVG	PF	FO	A	TO	BLK	STL	PTS	AVG
2023-24	UW	1-0	13/13.3	2-5	.400	1-4	.250	1-2	.500	1	1	2	2.0	1-0	0	0	0	0	0	0	0	6	6.0
TOTAL		1-0	13/13.3	2-5	.400	1-4	.250	1-2	.500	1	1	2	2.0	1-0	0	0	0	0	0	0	0	6	6.0

Wyoming Career Statistics

SEASON	TEAM	GP	GS	MIN	AVG	Field Goals FG-FGA	FG%	3-Point 3FG-3FGA	3FG%	F-Throws FT-FTA	FT%	Rebounds OFF	DEF	TOT	AVG	PF	FO	A	TO	BLK	STL	PTS	AVG
2020-21	Utah	2-0	11/5.5	0-3	.000	0-3	.000	0-0	.000	1	2	3	1.5	2-0	1	0	0	0	0	0	0	0	0.0
2021-22	UW	34-14	781/23.0	53-131	.405	38-106	.358	32-41	.780	25	72	97	2.9	50.0	17	25	2	12	176	5.2			
2022-23	UW	24-21	691/28.8	54-146	.370	43-106	.406	38-43	.884	28	64	92	3.8	36-0	22	25	7	13	189	7.9			
2023-24	UW	17-17	591/34.7	47-133	.353	23-72	.319	35-43	.814	20	75	95	5.6	45-1	30	20	6	13	152	8.9			
TOTAL FOR UW		75-52	2062/27.5	154-410	.376	104-284	.366	105-127	.827	73	211	284	3.8	131-1	69	70	15	38	517	6.9			

Wyoming Cowboys



#2 Kobe Newton
 Junior □ Guard □ 6-2 □ 178
 Portland, Ore. (Fullerton College)

2022-23 Averages

PTS	REB	AST	FG%	3FG%	FT%	MIN
5.4	2.2	0.6	.500	.545	.818	22.6

Notable

- Is shooting 54.5 percent from behind the arc this season
- He recorded a career-high 14 points at Portland and against SFA

2023-24 Game-by-Game Statistics

#2 NEWTON, Kobe

Opponent	Date	GS	MIN	Total FG-FGA	PCT	3FG-3FGA	PCT	FT-FTA	PCT	OFF	DEF	TOT	AVG	PF	A	TO	BLK	STL	PTS	AVG	
Northern N.M.	11/07/2023		12:02	3-4	.750	3-4	.750	1-1	1.000	0	1	1	1.0	3	0	1	0	0	10	10.0	
Cal Poly	11/11/2023		23:49	3-5	.600	3-4	.750	0-0	.000	1	1	2	1.5	1	0	2	0	0	9	9.5	
vs Saint Louis	11/16/2023		26:37	0-2	.000	0-1	.000	0-0	.000	1	5	6	3.0	2	1	0	0	0	6	6.3	
vs Col. of Charleston	11/17/2023		26:17	2-4	.500	1-2	.500	1-2	.500	0	5	5	3.5	1	0	3	0	2	6	6.3	
vs Furman	11/19/2023		30:44	2-6	.333	2-6	.333	0-0	.000	1	1	1	3.0	4	2	1	0	0	6	6.2	
at Texas	11/26/2023		15:08	0-0	.000	0-0	.000	0-0	.000	0	1	0	1.7	1	0	0	0	0	1	5.2	
at Portland	12/01/2023		30:29	5-7	.714	4-5	.800	0-0	.000	0	1	1	2.4	3	1	2	0	1	14	6.4	
SFA	12/09/2023		28:49	3-5	.600	3-4	.750	5-6	.833	0	1	1	2.3	2	0	1	0	1	14	7.4	
Weber St.	12/16/2023		29:48	2-3	.667	2-3	.667	0-0	.000	1	2	3	2.3	1	0	0	0	2	6	7.2	
vs South Dakota St.	12/20/2023		27:24	2-5	.400	1-2	.500	0-0	.000	0	4	4	2.5	0	0	0	0	0	5	7.0	
at UTEP	12/21/2023		26:21	1-3	.333	1-3	.333	0-0	.000	0	4	4	2.6	4	1	0	0	1	3	6.6	
at BYU	12/30/2023		12:44	1-4	.250	1-4	.250	0-0	.000	0	1	1	2.5	1	0	0	0	1	3	6.3	
San Jose St.	01/02/2024		22:58	0-0	.000	0-0	.000	2-2	1.000	0	3	3	2.5	0	0	0	0	0	2	6.0	
at New Mexico	01/06/2024		15:24	1-3	.333	1-3	.333	0-0	.000	0	0	0	2.4	2	0	0	0	0	3	5.8	
at Utah St.	01/09/2024		23:53	1-2	.500	1-2	.500	0-0	.000	0	0	0	2.2	0	0	1	0	0	3	5.6	
Fresno St.	01/13/2024		09:35	1-1	1.000	1-1	1.000	0-0	.000	0	2	2	2.2	1	0	0	0	0	3	5.4	
Totals			0	362:02	27-54	.500	24-44	.545	9-11	.818	4	31	35	2.2	26	9	12	0	9	87	5.4

Player Averages

Games Played	Minutes/game	Points/game	FG Pct	3FG Pct	FT Pct	Rebounds/game	Assists/game	Turnovers/game	Assist/Turnover ratio	Steals/game	Blocks/game
16	22.6	5.4	50.0	54.5	81.8	2.2	0.6	0.8	0.8	0.6	0.0

Season & Career Highs

Season Highs

- Points 14 twice, last vs. SFA, 12-9-23
- FG Made 5 vs. Portland, 12-1-23
- 3FG Made 4 vs. Portland, 12-1-23
- FT Made 5 vs. SFA, 12-9-23
- Rebounds 6 vs. Saint Louis, 11-16-23
- Assists 2, three times, last vs. SJSU, 1-2-24
- Blocks NA
- Steals 2 twice, last vs. Weber State, 12-16-23
- Minutes 30 vs. Portland, 12-1-23

Career Highs

- Points 14 twice, last vs. SFA, 12-9-23
- FG Made 5 vs. Portland, 12-1-23
- 3FG Made 4 vs. Portland, 12-1-23
- FT Made 5 vs. SFA, 12-9-23
- Rebounds 6 vs. Saint Louis, 11-16-23
- Assists 2, three times, last vs. SJSU, 1-2-24
- Blocks NA
- Steals 2 twice, last vs. Weber State, 12-16-23
- Minutes 30 vs. Portland, 12-1-23

Double-Figure Scoring Games

- Season 3
- Career 3

Double-Figure Rebounding Games

- Season 0
- Career 0

Twenty-Point Scoring Games

- Season 0
- Career 0

Double-Double Games

- Season 0
- Career 0

Wyoming Career Statistics

SEASON	TEAM	GP-GS	MIN	AVG	FG-FGA	FG%	3FG-3FGA	3FG%	FT-FTA	FT%	OFF	DEF	TOT	AVG	PF-FO	A	TO	BLK	STL	PTS	AVG
2023-24	UW	16-0	362/22.6	27-54	.500	24-44	.545	9-11	.818	4	31	35	2.2	26-0	9	12	0	9	87	5.4	
TOTAL		16-0	362/22.6	27-54	.500	24-44	.545	9-11	.818	4	31	35	2.2	26-0	9	12	0	9	87	5.4	



#3 Sam Griffin
 Senior □ Guard □ 6-3 □ 188
 Miami, Fla. (Tulsa)

2023-24 Averages

PTS	REB	AST	FG%	3FG%	FT%	MIN
18.2	3.8	3.7	.464	.420	.829	34.3

Notable

- He has scored 1,825 points in his collegiate career.
- He has 286 career three-pointers.
- Scored season-high 26 points against Nevada and Furman

2023-24 Game-by-Game Statistics

#3 GRIFFIN, Sam

Opponent	Date	GS	MIN	Total FG-FGA	PCT	3FG-3FGA	PCT	FT-FTA	PCT	OFF	DEF	TOT	AVG	PF	A	TO	BLK	STL	PTS	AVG	
Northern N.M.	11/07/2023	*	21:02	8-9	.889	5-5	1.000	2-3	.667	0	2	2	2.0	0	2	3	0	1	23	23.0	
Cal Poly	11/11/2023	*	29:39	4-9	.444	1-5	.200	5-7	.714	0	4	4	3.0	1	5	2	0	0	14	18.5	
vs Saint Louis	11/17/2023	*	32:52	7-20	.350	1-6	.167	0-0	.000	0	1	1	2.3	1	4	3	0	0	15	17.3	
vs Col. of Charleston	11/17/2023	*	31:44	7-10	.700	3-3	1.000	7-7	1.000	0	0	0	1.8	1	1	2	0	4	24	19.0	
vs Furman	11/19/2023	*	35:55	11-19	.579	4-8	.500	0-0	.000	1	0	1	1.6	0	4	5	0	0	26	20.4	
at Texas	11/26/2023	*	34:43	3-8	.375	0-2	.000	6-6	1.000	0	2	2	1.7	3	3	3	0	2	12	19.0	
at Portland	12/01/2023	*	36:25	5-10	.500	3-6	.500	4-6	.667	0	2	2	1.7	0	5	2	0	1	17	18.7	
South Dakota Mines	12/05/2023	*	36:18	5-12	.417	4-7	.571	3-4	.750	0	8	8	2.5	0	7	5	0	1	17	18.5	
SFA	12/09/2023	*	36:11	5-10	.500	3-4	.750	10-10	1.000	1	4	5	2.8	0	5	7	0	1	23	19.0	
Weber St.	12/16/2023	*	34:09	7-18	.389	2-7	.286	6-6	1.000	1	1	2	2.7	1	3	2	0	0	22	19.3	
vs South Dakota St.	12/20/2023	*	34:47	3-10	.300	0-2	.000	3-6	.500	1	8	9	3.3	1	3	4	0	1	9	18.4	
at UTEP	12/21/2023	*	35:32	2-11	.182	2-6	.333	5-6	.833	0	4	4	3.3	2	3	0	0	1	11	17.8	
at BYU	12/30/2023	*	35:02	10-14	.714	3-3	1.000	2-2	1.000	0	5	5	3.5	0	5	1	0	3	25	18.3	
San Jose St.	01/02/2024	*	36:15	10-20	.500	2-5	.400	1-2	1.000	0	6	6	3.6	0	2	2	0	1	23	18.6	
at New Mexico	01/06/2024	*	38:36	5-16	.313	1-9	.111	7-7	1.000	1	5	6	3.8	1	3	6	0	1	18	18.6	
at Utah St.	01/09/2024	*	39:04	3-9	.333	1-5	.200	0-0	.000	0	3	3	3.8	1	1	3	0	0	7	17.9	
Fresno St.	01/13/2024	*	38:06	6-17	.353	3-8	.375	1-4	.250	2	1	3	3.7	1	4	0	0	0	16	17.8	
Nevada	01/20/2024	*	38:00	8-13	.615	4-9	.444	6-6	1.000	0	6	6	3.8	0	7	1	0	0	26	18.2	
Totals			18	617:20	109-235	.464	42-100	.420	68-82	.829	7	62	69	3.8	13	66	54	0	17	328	18.2

Player Averages

Games Played	Minutes/game	Points/game	FG Pct	3FG Pct	FT Pct	Rebounds/game	Assists/game	Turnovers/game	Assist/Turnover ratio	Steals/game	Blocks/game
18	34.3	18.2	46.4	42.0	82.9	3.8	3.7	3.0	1.2	0.9	0.0

Season & Career Highs

Season Highs

- Points 26, twice, last vs. Nevada, 1-20-24
- FG Made 11 vs. Furman, 11-19-23
- 3FG Made 5 vs. NNMCM, 11-7-23
- FT Made 10 vs. SFA, 12-9-23
- Rebounds 9 vs. SDSU, 12-20-23
- Assists 7, twice, last vs. Nevada, 1-20-24
- Blocks NA
- Steals 4 vs. C of C, 11-27-23
- Minutes 38, three times, last vs. Nevada, 1-20-24

Career Highs

- Points 29 at Oregon State, 11-7-22
- FG Made 11, three times, last vs. Furman, 11-19-23
- 3FG Made 5, Seven Times, last vs. NNMCM, 11-7-23
- FT Made 10 vs. SFA, 12-9-23
- Rebounds 9 vs. SDSU, 12-20-23
- Assists 9 vs. Dallas Christian, 12-17-20
- Blocks 1 vs. SMU, 3-11-22
- Steals 4 three times, last vs. C of C, 11-27-23
- Minutes 38, three times, last vs. Nevada, 1-20-24

Double-Figure Scoring Games

- Season 16
- Career 16

Double-Figure Rebounding Games

- Season 0
- Career 0

Twenty-Point Scoring Games

- Season 8
- Career 8

Double-Double Games

- Season 0
- Career 0

Wyoming Career Statistics

SEASON	TEAM	GP-GS	MIN	AVG	Field Goals FG-FGA	FG%	3-Point 3FG-3FGA	3FG%	F-Throws FT-FTA	FT%	Rebounds OFF	DEF	TOT	AVG	PF-FO	A	TO	BLK	STL	PTS	AVG
2019-20	UTA	32-15	672/21.0	112-262	.427	54-154	.351	23-32													

Wyoming Cowboys



#5 Cam Manyawu

Freshman □ Forward □ 6-9 □ 228
Kansas City, Mo. (Staley)

2023-24 Averages

PTS	REB	AST	FG%	3FG%	FT%	MIN
7.4	5.8	0.9	.548	.000	.554	22.2

Notable

- Recorded five double-doubles on the season, which is the most by freshman in the nation.
- Named MW Freshman of the Week opening week of the season

2023-24 Game-by-Game Statistics

#5 MANYAWU, Cam

Opponent	Date	GS	MIN	Total		3-Pointers		Free throws		Rebounds			PF	A	TO	BLK	STL	PTS	AVG		
				FG-FGA	PCT	3FG-3FGA	PCT	FT-FTA	PCT	OFF	DEF	TOT								AVG	
Northern N.M.	11/07/2023	*	26:05	5-8	.625	0-0	.000	3-7	.429	11	9	10	10.0	11	5	3	1	1	13	13.0	
Cal Poly	11/11/2023	*	33:49	7-7	1.000	0-0	.000	5-8	.625	0	10	10	10.0	4	1	2	1	0	19	16.0	
vs Saint Louis	11/16/2023	*	28:46	6-10	.600	0-1	.000	3-4	.750	6	6	12	10.7	5	0	1	0	2	15	15.7	
vs Col. of Charleston	11/17/2023	*	29:06	0-0	.000	0-0	.000	3-4	.750	1	3	4	9.0	3	0	1	2	2	3	12.5	
vs Furman	11/19/2023	*	12:34	0-1	.000	0-0	.000	0-0	.000	0	3	3	7.8	1	1	0	0	0	0	10.0	
at Texas	11/26/2023	*	37:22	5-14	.357	0-0	.000	2-4	.500	4	6	10	8.2	3	2	3	0	4	12	10.3	
at Portland	12/01/2023	*	18:45	1-5	.200	0-0	.000	0-2	.000	0	0	0	7.0	5	0	0	0	2	9.1		
South Dakota Mines	12/05/2023	*	34:51	7-11	.636	0-0	.000	6-7	.857	5	6	11	7.5	2	1	1	2	2	20	10.5	
SFA	12/09/2023	*	34:01	6-9	.667	0-0	.000	0-1	.000	2	4	6	7.3	4	0	5	2	1	12	10.7	
Weber St.	12/16/2023	*	28:43	1-5	.200	0-1	.000	0-2	.000	5	2	7	7.3	4	1	1	0	0	2	9.8	
vs South Dakota St.	12/20/2023		14:38	3-3	1.000	0-0	.000	0-0	.000	0	4	4	7.0	1	2	1	1	1	6	9.5	
at UTEP	12/21/2023		12:11	2-3	.667	0-0	.000	0-0	.000	2	1	3	6.7	3	1	1	0	0	4	9.8	
at BYU	12/30/2023		05:07	0-1	.000	0-0	.000	0-0	.000	0	1	1	6.2	0	0	0	0	0	0	8.3	
San Jose St.	01/02/2024		02:51	0-0	.000	0-0	.000	0-0	.000	0	0	0	5.8	0	0	0	0	0	0	7.7	
at New Mexico	01/06/2024		23:36	4-5	.800	0-0	.000	3-5	.600	4	5	9	6.0	3	0	2	1	1	11	7.9	
at Utah St.	01/09/2024		17:33	0-3	.000	0-0	.000	2-4	.500	2	3	5	5.9	1	1	0	0	2	2	7.6	
Fresno St.	01/13/2024		23:48	3-4	.750	0-0	.000	0-1	.000	2	4	6	5.9	3	2	1	0	0	6	7.5	
Nevada	01/20/2024		15:17	1-4	.250	0-0	.000	4-7	.571	0	4	4	5.8	5	0	2	0	1	6	7.4	
Totals			10	399:03	51-93	.548	0-2	.000	31-56	.554	34	71	105	5.8	48	17	24	10	17	133	7.4

Player Averages

Games Played	Minutes/game	Points/game	FG Pct	3FG Pct	FT Pct	Rebounds/game	Assists/game	Turnovers/game	Assist/Turnover ratio	Steals/game	Blocks/game
18	22.2	7.4	.548	0.0	.554	5.8	0.9	1.3	0.7	0.9	0.6

Season & Career Highs

Season Highs

- Points 20 vs. SD Mines, 12-5-23
- FG Made 7 twice, last vs South Dakota Mines, 12-5-23
- 3FG Made NA
- FT Made 6 vs. South Dakota Mines, 12-5-23
- Rebounds 12 vs. Saint Louis, 11-16-23
- Assists 5 vs. NNMCM, 11-7-23
- Blocks 2 three times, last vs. SFA, 12-9-23
- Steals 4, at Texas, 11-26-23
- Minutes 37 at Texas, 11-26-23

Career Highs

- Points 20 vs. SD Mines, 12-5-23
- FG Made 7 twice, last vs South Dakota Mines, 12-5-23
- 3FG Made NA
- FT Made 5 vs. Cal Poly, 11-11-23
- Rebounds 12 vs. Saint Louis, 11-16-23
- Assists 5 vs. NNMCM, 11-7-23
- Blocks 2 three times, last vs. SFA, 12-9-23
- Steals 4, at Texas, 11-26-23
- Minutes 37 at Texas, 11-26-23

Double-Figure Scoring Games

- Season 7
- Career 7

Double-Figure Rebounding Games

- Season 5
- Career 5

Twenty-Point Scoring Games


- Season 1
- Career 1

Double-Double Games

- Season 5
- Career 5

Wyoming Career Statistics

SEASON TEAM	GP-GS	MIN/AVG	Field Goals	3-Point	F-Throws	Rebounds	Scoring												
			FG-FGA	FG%	3FG-3FGA	3FG%	FT-FTA	FT%	OFF	DEF	TOT	PF-FO	A	TO	BLK	STL	PTS	AVG	
2023-24 UW	18-10	399/22.2	51-93	.548	0-2	.000	31-56	.554	34	71	105	5.8	48	17	24	10	17	133	7.4
TOTAL	18-10	399/22.2	51-93	.548	0-2	.000	31-56	.554	34	71	105	5.8	48	17	24	10	17	133	7.4



#7 Jonas Sirtautas

Freshman □ Forward □ 6-10 □ 185
Kaunas, Lithuania (Zalgiris)

2023-24 Averages

PTS	REB	AST	FG%	3FG%	FT%	MIN
--	--	--	--	--	--	--

Notable

- He spent time with the club team Zalgiris in his hometown of Kaunas. He was also picked to be a part of the NBA Academy last season in the United States.

2023-24 Game-by-Game Statistics

Season & Career Highs

Wyoming Career Statistics

Wyoming Cowboys



#10 Levi Brown
 Freshman Guard 6-0 167
 Laramie, Wyo. (Laramie)

2023-24 Averages

PTS	REB	AST	FG%	3FG%	FT%	MIN
--	--	--	--	--	--	--

Notable

- Joined the program as a walk-on.
- Led Laramie High School to the State Championship game last season.

2023-24 Game-by-Game Statistics



#11 Kael Combs
 Freshman Guard 6-4 190
 Nixa, Mo. (Nixa)

2023-24 Averages

PTS	REB	AST	FG%	3FG%	FT%	MIN
1.9	0.8	0.3	.529	.500	.714	7.9

Notable

- Scored career-high eight points vs. SD Mines
- Added five points in the win over Nevada
- Averaged 23.4 points per game as a high school senior

#11 COMBS, Kael

Opponent	Date	GS	MIN	Total		3-Pointers		Free throws		Rebounds			PF	A	TO	BLK	STL	PTS	AVG	
				FG-FGA	PCT	3FG-3FGA	PCT	FT-FTA	PCT	OFF	DEF	TOT								AVG
Northern N.M.	11/07/2023		08:07	1-2	.500	0-1	.000	0-0	.000	0	1	1	1.0	0	1	0	0	0	2	2.0
vs Col. of Charleston	11/17/2023		10:02	2-3	.667	0-0	.000	0-0	.000	0	0	0	0.5	0	0	2	0	0	4	3.0
vs Furman	11/19/2023		04:05	0-1	.000	0-0	.000	0-0	.000	1	0	1	0.7	1	1	0	0	0	2.0	
at Texas	11/26/2023		02:06	0-0	.000	0-0	.000	0-0	.000	0	0	0	0.5	0	0	0	0	0	1.5	
at Portland	12/01/2023		06:47	1-2	.500	0-1	.000	2-2	1.000	0	1	1	0.6	2	0	1	1	2	4	2.0
South Dakota Mines	12/05/2023	*	34:46	3-3	1.000	1-1	1.000	1-2	.500	1	1	2	0.8	1	1	1	0	2	8	3.0
SFA	12/09/2023		02:58	0-0	.000	0-0	.000	0-0	.000	0	0	0	0.7	0	1	0	0	0	2.6	
Weber St.	12/16/2023		13:03	0-1	.000	0-0	.000	0-0	.000	0	0	0	0.6	1	0	0	0	0	2.3	
vs South Dakota SL	12/20/2023		01:05	0-0	.000	0-0	.000	0-0	.000	0	0	0	0.6	0	0	0	0	0	2.0	
at BYU	12/30/2023		02:41	0-1	.000	0-0	.000	0-0	.000	0	0	0	0.5	0	0	0	0	1	1.8	
at Utah St.	01/09/2024		02:54	0-0	.000	0-0	.000	2-2	1.000	0	0	0	0.5	0	1	0	0	2	1.8	
Fresno St.	01/13/2024		02:05	0-1	.000	0-0	.000	0-0	.000	0	1	1	0.5	0	0	0	0	0	1.7	
Nevada	01/20/2024		12:00	2-3	.667	1-1	1.000	0-1	.000	2	2	4	0.8	1	0	1	0	5	1.9	
Totals			1 102:39	9-17	.529	2-4	.500	5-7	.714	4	6	10	0.8	6	4	7	1	6	25	1.9

Player Averages

Games Played	Minutes/game	Points/game	FG Pct	3FG Pct	FT Pct	Rebounds/game	Assists/game	Turnovers/game	Assist/Turnover ratio	Steals/game	Blocks/game
13	7.9	1.9	.529	50.0	71.4	0.8	0.3	0.5	0.6	0.5	0.1

Season & Career Highs

Season Highs

Points	NA
FG Made	NA
3FG Made	NA
FT Made	NA
Rebounds	NA
Assists	NA
Blocks	NA
Steals	NA
Minutes	NA

Career Highs

Points	NA
FG Made	NA
3FG Made	NA
FT Made	NA
Rebounds	NA
Assists	NA
Blocks	NA
Steals	NA
Minutes	NA

Double-Figure Scoring Games

Season	0
Career	0

Double-Figure Rebounding Games

Season	0
Career	0

Twenty-Point Scoring Games

Season	0
Career	0

Double-Double Games

Season	0
Career	0

Wyoming Career Statistics

Season & Career Highs

Season Highs

Points	8 vs. South Dakota Mines, 12-5-23
FG Made	2, twice last vs. Nevada, 1-20-24
3FG Made	1 twice, last vs. Nevada, 1-20-24
FT Made	2 twice, last at Utah State, 1-9-24
Rebounds	4 vs. Nevada, 1-20-24
Assists	1 three times, last vs. South Dakota Mines, 12-5-23
Blocks	NA
Steals	2 twice, last vs. South Dakota Mines, 12-5-23
Minutes	35 vs. South Dakota Mines, 12-5-23

Career Highs

Points	8 vs. South Dakota Mines, 12-5-23
FG Made	2, twice last vs. Nevada, 1-20-24
3FG Made	1 twice, last vs. Nevada, 1-20-24
FT Made	2 twice, last at Utah State, 1-9-24
Rebounds	4 vs. Nevada, 1-20-24
Assists	1 three times, last vs. South Dakota Mines, 12-5-23
Blocks	NA
Steals	2 twice, last vs. South Dakota Mines, 12-5-23
Minutes	35 vs. South Dakota Mines, 12-5-23

Double-Figure Scoring Games

Season	0
Career	0

Double-Figure Rebounding Games

Season	0
Career	0

Twenty-Point Scoring Games

Season	0
Career	0

Double-Double Games

Season	0
Career	0

Wyoming Career Statistics

SEASON TEAM	GP	GS	MIN	Field Goals		3-Point		F-Throws		Rebounds			PF	FO	A	TO	BLK	STL	PTS	AVG
				FG-FGA	FG%	3FG-3FGA	3FG%	FT-FTA	FT%	OFF	DEF	TOT								
2023-24 UW	13-1	103/7.9	9-17	.529	2-4	.500	5-7	.714	4	6	10	0.8	6-0	4	7	1	6	25	1.9	
TOTAL	13-1	103/7.9	9-17	.529	2-4	.500	5-7	.714	4	6	10	0.8	6-0	4	7	1	6	25	1.9	

Wyoming Cowboys



#13 Akuel Kot
Senior □ Guard □ 6-2 □ 167
Amarillo, Texas (Fort Lewis College)

2023-24 Averages

PTS	REB	AST	FG%	3FG%	FT%	MIN
15.1	2.4	2.3	.447	.424	.864	33.8

Notable

- Scored season-high 24 points against Weber State
- Scored 20 or more points five times this season
- Has recorded two buzzer beaters this season for the Brown and Gold

2023-24 Game-by-Game Statistics

#13 KOT, Akuel

Opponent	Date	GS	MIN	FG-FGA	PCT	3FG-3FGA	PCT	FT-FTA	PCT	Rebounds	PF	A	TO	BLK	STL	PTS	AVG				
Northern N.M.	11/07/2023	*	30:07	6-10	.600	1-4	.250	8-8	1.000	0	1	1	1	0	0	3	21	21.0			
Cal Poly	11/11/2023	*	32:26	4-14	.286	1-5	.200	7-8	.875	1	3	4	2	0	0	16	18.5				
vs Saint Louis	11/16/2023	*	32:05	4-18	.222	2-9	.222	0-0	.000	0	2	2	2	3	2	8	10	15.7			
vs Col. of Charleston	11/17/2023	*	23:32	3-7	.429	2-5	.400	2-4	.500	0	1	1	2	0	1	1	10	14.3			
vs Furman	11/19/2023	*	40:00	7-17	.412	2-5	.400	4-4	1.000	0	3	3	2	2	4	2	0	15.4			
at Texas	11/26/2023	*	33:38	4-10	.400	2-5	.400	0-0	.000	0	1	1	2	0	0	3	10	14.5			
at Portland	12/01/2023	*	34:27	4-9	.444	1-3	.333	6-6	1.000	1	2	3	2	1	3	4	0	15	14.6		
South Dakota Mines	12/05/2023	*	38:01	5-11	.455	2-4	.500	3-4	.750	0	5	5	2	0	2	4	0	15	14.6		
SFA	12/09/2023	*	35:44	6-15	.400	2-4	.500	5-6	.833	0	1	1	2	3	1	2	0	1	19	15.1	
Weber St.	12/16/2023	*	35:51	10-18	.556	2-4	.500	2-2	1.000	0	2	2	2	3	0	1	3	0	24	16.0	
vs South Dakota St.	12/20/2023	*	34:51	8-14	.571	4-7	.571	2-3	.667	1	0	1	2	2	0	0	22	16.5			
at UTEP	12/21/2023	*	37:43	4-12	.333	2-6	.333	4-4	1.000	0	2	2	2	1	3	3	0	14	16.3		
at BYU	12/30/2023	*	36:43	4-7	.571	2-2	1.000	0-0	.000	0	3	3	2	1	1	2	0	10	15.8		
San Jose St.	01/02/2024	*	33:19	4-8	.500	2-3	.667	4-5	.800	1	3	4	2	4	1	2	0	1	14	15.7	
at New Mexico	01/06/2024	*	31:38	2-7	.286	1-4	.250	0-0	.000	0	2	2	2	3	1	1	5	0	5	15.0	
at Utah St.	01/09/2024	*	28:05	5-10	.500	1-3	.333	3-3	1.000	0	3	3	2	3	3	0	0	1	14	14.9	
Fresno St.	01/13/2024	*	33:53	5-8	.625	2-4	.500	0-0	.000	0	4	4	2	5	2	1	5	0	1	12	14.8
Nevada	01/20/2024	*	36:03	7-11	.636	5-8	.625	1-2	.500	0	1	1	2	4	2	3	3	0	1	20	15.1
Totals			18	608:06	92-206	.447	36-85	.424	51-59	.864	4	39	43	24	28	41	55	2	16	271	15.1

Player Averages

Games Played	Minutes/game	Points/game	FG Pct	3FG Pct	FT Pct	Rebounds/game	Assists/game	Turnovers/game	Assist/Turnover ratio	Steals/game	Blocks/game
18	33.8	15.1	44.7	42.4	86.4	2.4	2.3	3.1	0.7	0.9	0.1

Season Highs

- Points 24 vs. Weber State, 12-16-23
- FG Made 10 vs. Weber State, 12-16-23
- 3FG Made 5 vs. Nevada, 1-20-24
- FT Made 8 vs. NNMCM, 11-7-23
- Rebounds 5 vs. South Dakota Mines, 12-5-23
- Assists 6 vs. NNMCM, 11-7-23
- Blocks 1 vs. C of C, 11-17-23
- Steals 3 twice, last vs. Portland, 12-1-23
- Minutes 40, vs. Furman, 11-19-23

Career Highs

- Points 45 vs. UT Permian Basin, 11-19-22
- FG Made 13, twice, last vs. Lubbock Christian, 3-11-23
- 3FG Made 8 vs. Regis, 2-12-22
- FT Made 16 vs. UT Permian Basin, 11-19-22
- Rebounds 7, three times, last vs. Lubbock Christian, 3-11-23
- Assists 6, twice, last vs. NNMCM, 11-7-23
- Blocks 2, six times
- Steals 6 vs. Colorado Mesa, 1-20-23
- Minutes 40, vs. Furman, 11-19-23

Double-Figure Scoring Games

- Season 17
- Career 17

Twenty-Point Scoring Games

- Season 5
- Career 5

Double-Figure Rebounding Games

- Season 0
- Career 0

Double-Double Games

- Season 0
- Career 0

Wyoming Career Statistics

SEASON	TEAM	GP-GS	MIN/AVG	Field Goals		3-Point		F-Throws		Rebounds			Scoring							
				FG-FGA	FG%	3FG-3FGA	3FG%	FT-FTA	FT%	OFF	DEF	TOT	AVG	PF-FO	A	TO	BLK	STL	PTS	AVG
2019-20	FLC	28-15	789/28.2	99-225	.440	23-64	.359	109-126	.865	13	57	70	2.5	43-1	55	40	1	15	330	11.8
2020-21	FLC	16-1	341/21.3	48-106	.453	14-41	.341	23-29	.793	4	20	24	1.5	29-0	18	17	4	9	133	8.3
2021-22	FLC	27-20	753/27.9	148-312	.474	74-173	.428	78-91	.857	12	57	69	2.6	42-0	28	29	8	33	448	16.6
2022-23	FLC	33-33	1083/32.8	249-482	.517	77-196	.393	226-267	.846	16	89	105	3.2	53-0	42	62	12	39	801	24.3
2023-24	UW	18-18	608/33.8	92-206	.447	36-85	.424	51-59	.864	4	39	43	2.4	28-0	41	55	2	16	271	15.1
TOTAL FOR UW	18-18	608/33.8	92-206	.447	36-85	.424	51-59	.864	4	39	43	2.4	28-0	41	55	2	16	271	15.1	
TOTAL		122-87	3574/29.3	636-1331	.478	224-559	.401	487-572	.851	49	262	311	2.5	195-1	184	203	27	112	1983	16.3



#15 Oleg Kojenets
Sophomore □ Forward □ 7-0 □ 228
Kaunas, Lithuania (Nebraska)

2023-24 Averages

PTS	REB	AST	FG%	3FG%	FT%	MIN
5.3	2.8	0.1	.551	---	.690	11.9

Notable

- Scored a career-high 18 points against SJSU
- He had five blocks against Cal Poly for most by a Cowboy Alan Herndon had five against Nevada on Jan. 3, 2018

2023-24 Game-by-Game Statistics

#15 KOJENETS, Oleg

Opponent	Date	GS	MIN	FG-FGA	PCT	3FG-3FGA	PCT	FT-FTA	PCT	Rebounds	PF	A	TO	BLK	STL	PTS	AVG				
Northern N.M.	11/07/2023		21:42	5-9	.556	0-0	.000	1-2	.500	4	2	6	6.0	1	0	2	3	0	11	11.0	
Cal Poly	11/11/2023		22:23	3-3	1.000	0-0	.000	3-6	.500	2	1	3	4.5	3	0	3	5	2	9	10.0	
vs Saint Louis	11/16/2023		12:50	3-5	.600	0-0	.000	0-0	.000	1	2	3	4.0	1	0	2	1	0	6	8.7	
vs Col. of Charleston	11/17/2023		15:33	3-3	1.000	0-0	.000	0-0	.000	0	3	3	3.8	3	0	0	2	0	6	8.0	
vs Furman	11/19/2023		04:48	0-1	.000	0-0	.000	0-0	.000	0	1	1	3.2	1	0	2	0	0	0	6.4	
at Texas	11/26/2023		13:52	3-5	.600	0-0	.000	0-0	.000	1	4	5	3.5	3	0	2	1	0	6	6.3	
at Portland	12/01/2023		11:43	2-3	.667	0-0	.000	3-4	.750	0	1	1	3.1	5	1	5	1	1	7	6.4	
South Dakota Mines	12/05/2023		12:59	3-4	.750	0-0	.000	1-2	.500	0	4	4	3.3	0	0	2	0	0	7	6.5	
SFA	12/09/2023		12:24	0-3	.000	0-0	.000	0-0	.000	2	1	3	3.2	0	0	1	0	0	0	5.8	
Weber St.	12/16/2023		02:54	0-0	.000	0-0	.000	0-0	.000	0	0	0	2.9	0	0	1	0	0	0	5.2	
vs South Dakota St.	12/20/2023		11:19	3-4	.750	0-0	.000	1-2	.500	1	3	4	3.0	4	0	4	0	1	7	5.4	
at UTEP	12/21/2023		02:40	0-1	.000	0-0	.000	0-0	.000	2	1	3	3.0	0	0	1	0	0	0	4.9	
at BYU	12/30/2023		14:57	2-7	.286	0-0	.000	0-1	.000	2	3	5	3.2	2	0	1	1	1	4	4.8	
San Jose St.	01/02/2024		19:25	5-12	.417	0-0	.000	8-8	1.000	2	3	5	3.3	1	0	0	0	1	18	5.8	
at New Mexico	01/06/2024		07:12	1-1	1.000	0-0	.000	0-0	.000	1	0	1	3.1	0	0	2	0	0	2	5.5	
at Utah St.	01/09/2024		06:29	0-0	.000	0-0	.000	2-2	1.000	0	0	0	2.9	0	0	0	0	0	0	5.3	
Fresno St.	01/13/2024		10:10	2-3	.667	0-0	.000	1-2	.500	1	0	1	2.8	1	0	4	0	0	5	5.3	
Nevada	01/20/2024		10:23	3-5	.600	0-0	.000	0-0	.000	1	1	2	2.8	2	0	1	0	1	6	5.3	
Totals			0	213:51	38-69	.551	0-0	.000	20-29	.690	20	30	50	2.8	27	1	29	14	7	96	5.3

Player Averages

Games Played	Minutes/game	Points/game	FG Pct	3FG Pct	FT Pct	Rebounds/game	Assists/game	Turnovers/game	Assist/Turnover ratio	Steals/game	Blocks/game
18	11.9	5.3	55.1	0.0	69.0	2.8	0.1	1.6	0.0	0.4	0.8

Season & Career Highs

Wyoming Cowboys



#24 Jacob Theodosiou

Freshman Guard 6-4 188
Waterloo, Ontario (Western Reserve)

2023-24 Averages

PTS	REB	AST	FG%	3FG%	FT%	MIN
0.9	1.1	0.6	.167	.000	.500	5.6

Notable

- He is the second native of Canada to play for the Cowboys with Dave Lodgins playing for the Pokes from 1984-88.
- Theodosiou represents his country at the National level.

2023-24 Game-by-Game Statistics

#24 THEODOSIOU, Jacob

Opponent	Date	GS	MIN	Total		3-Pointers		Free throws		Rebounds			PF	A	TO	BLK	STL	PTS	AVG		
				FG	FGA	PCT	3FG	3FGA	PCT	FT	FTA	PCT								OFF	DEF
Northern N.M.	11/07/2023		11:32	0-0	.000	0-0	.000	2-4	.500	0	3	3	3.0	1	1	1	0	1	2	2.0	
Cal Poly	11/11/2023		04:04	0-0	.000	0-0	.000	1-2	.500	0	1	2	2.0	0	1	1	0	0	1	1.5	
vs Saint Louis	11/16/2023		02:48	0-1	.000	0-0	.000	0-0	.000	0	0	0	1.3	1	0	0	0	0	1.0		
at Texas	11/26/2023		01:51	0-0	.000	0-0	.000	1-2	.500	0	1	1	3.3	0	0	0	0	0	1.0		
at Portland	12/01/2023		00:19	0-0	.000	0-0	.000	0-0	.000	0	0	0	1.0	0	0	0	0	0	0.8		
South Dakota Mines	12/05/2023		20:14	1-4	.250	0-2	.000	1-2	.500	0	4	4	1.5	2	1	1	0	1	3	1.2	
at BYU	12/30/2023		01:13	0-0	.000	0-0	.000	0-0	.000	0	0	0	1.3	0	0	0	0	0	1.0		
at Utah St.	01/09/2024		02:54	0-1	.000	0-0	.000	0-0	.000	0	0	0	1.1	0	0	0	0	0	0.9		
Totals			0	44:55	1-6	.167	0-2	.000	5-10	.500	0	9	9	1.1	4	5	3	0	2	7	0.9

Player Averages

Games Played	Minutes/game	Points/game	FG Pct	3FG Pct	FT Pct	Rebounds/game	Assists/game	Turnovers/game	Assist/Turnover ratio	Steals/game	Blocks/game
8	5.6	0.9	16.7	0.0	50.0	1.1	0.6	0.4	1.7	0.3	0.0

Season & Career Highs

Season Highs

- Points 3 vs. South Dakota Mines, 12-5-23
- FG Made 1 vs. South Dakota Mines, 12-5-23
- 3FG Made NA
- FT Made 1 three times, last vs. South Dakota Mines, 12-5-23
- Rebounds 4 vs. South Dakota Mines, 12-5-23
- Assists 3 vs. NNMC, 11-7-23
- Blocks NA
- Steals 1 twice, last vs. South Dakota Mines, 12-5-23
- Minutes 20 vs. South Dakota Mines, 12-5-23

Career Highs

- Points 3 vs. South Dakota Mines, 12-5-23
- FG Made 1 vs. South Dakota Mines, 12-5-23
- 3FG Made NA
- FT Made 1 three times, last vs. South Dakota Mines, 12-5-23
- Rebounds 4 vs. South Dakota Mines, 12-5-23
- Assists 3 vs. NNMC, 11-7-23
- Blocks NA
- Steals 1 twice, last vs. South Dakota Mines, 12-5-23
- Minutes 20 vs. South Dakota Mines, 12-5-23

Double-Figure Scoring Games

- Season 0
- Career 0

Double-Figure Rebounding Games

- Season 0
- Career 0

Twenty-Point Scoring Games

- Season 0
- Career 0

Double-Double Games

- Season 0
- Career 0

Wyoming Career Statistics

SEASON	TEAM	GP	GS	MIN	Field Goals		3-Point		F-Throws		Rebounds			PF-FO			A	TO	BLK	STL	PTS	AVG
					FG	FGA	FG%	3FG	3FGA	3FG%	FT	FTA	FT%	OFF	DEF	TOT						
2023-24	UW	8-0		45/5.6	1-6	.167	0-2	.000	5-10	.500	0	9	9	1.1	4-0	5-3	0	2	7	0.9		
TOTAL		8-0		45/5.6	1-6	.167	0-2	.000	5-10	.500	0	9	9	1.1	4-0	5-3	0	2	7	0.9		



#31 Cort Roberson

Sophomore Guard 6-0 160
Arlington, Wash. (Stanwood)

2023-24 Averages

PTS	REB	AST	FG%	3FG%	FT%	MIN
1.8	0.0	0.0	.667	.500	1.000	2.1

Notable

- Recorded his first career field goal against Northern New Mexico
- He scored a career-high two points against Texas, NNMC and Fresno State last season

#31 ROBBERSON, Cort

Opponent	Date	GS	MIN	Total		3-Pointers		Free throws		Rebounds			PF	A	TO	BLK	STL	PTS	AVG
				FG	FGA	PCT	3FG	3FGA	PCT	FT	FTA	PCT							
Northern N.M.	11/07/2023		04:16	1-2	.500	0-1	.000	0-0	.000	0	0	0	0.0	1	0	0	0	2	2.0
at Texas	11/26/2023		01:04	0-0	.000	0-0	.000	2-2	1.000	0	0	0	0.0	0	0	0	0	2	2.0
South Dakota Mines	12/05/2023		01:59	1-1	1.000	1-1	1.000	0-0	.000	0	0	0	0.0	0	0	0	0	3	2.3
at Utah St.	01/09/2024		00:57	0-0	.000	0-0	.000	0-0	.000	0	0	0	0.0	0	0	0	0	0	1.8
Totals			0	08:16	2-3	.667	1-2	.500	2-2	1.000	0	0	0	0.0	1	0	0	7	1.8

Player Averages

Games Played	Minutes/game	Points/game	FG Pct	3FG Pct	FT Pct	Rebounds/game	Assists/game	Turnovers/game	Assist/Turnover ratio	Steals/game	Blocks/game
4	2.1	1.8	66.7	50.0	100.0	0.0	0.0	0.0	0.0	0.0	0.0

Season & Career Highs

Season Highs

- Points 3 vs. South Dakota Mines, 12-5-23
- FG Made 1 twice, last vs. South Dakota Mines, 12-5-23
- 3FG Made 1 vs. South Dakota Mines, 12-5-23
- FT Made 2 at Texas, 11-26-23
- Rebounds NA
- Assists NA
- Blocks NA
- Steals NA
- Minutes 4 vs. NNMC, 11-7-23

Career Highs

- Points 3 vs. South Dakota Mines, 12-5-23
- FG Made 1 twice, last vs. South Dakota Mines, 12-5-23
- 3FG Made 1 vs. South Dakota Mines, 12-5-23
- FT Made 2 twice, last at Texas, 11-26-23
- Rebounds 1 vs. Fresno State, 1-31-23
- Assists N/A
- Blocks 1 vs. Fresno State, 1-31-23
- Steals N/A
- Minutes 4 vs. Colorado Christian, 11-7-22

Double-Figure Scoring Games

- Season 0
- Career 0

Double-Figure Rebounding Games

- Season 0
- Career 0

Twenty-Point Scoring Games

- Season 0
- Career 0

Double-Double Games

- Season 0
- Career 0

Wyoming Career Statistics

SEASON	TEAM	GP	GS	MIN	Field Goals		3-Point		F-Throws		Rebounds			PF-FO			A	TO	BLK	STL	PTS	AVG
					FG	FGA	FG%	3FG	3FGA	3FG%	FT	FTA	FT%	OFF	DEF	TOT						
2022-23	UW	4-0		6/1.5	0-1	.000	0-0	.000	3-4	.750	0	1	1	0.3	0-0	0	1	1	0	3	0.8	
2023-24	UW	4-0		8/2.1	2-3	.667	1-2	.500	2-2	1.000	0	0	0	0.0	1-0	0	0	0	0	7	1.8	
TOTAL		8-0		14/1.8	2-4	.500	1-2	.500	5-6	.833	0	1	1	0.1	1-0	0	1	1	0	10	1.3	

Wyoming Cowboys



#33 Mason Walters
 Graduate Forward 6-9 221
 Jamestown, N.D. (U of Jamestown)

2023-24 Averages

PTS	REB	AST	FG%	3FG%	FT%	MIN
11.6	4.0	1.8	.394	.211	.805	30.4

Notable

- Scored a season-high 17 points at Utah State
- He grabbed a season-high eight rebounds against Nevada
- Has scored in double figures six times this season in eight games

2023-24 Game-by-Game Statistics

#33 WALTERS, Mason

Opponent	Date	GS	MIN	Total		3-Pointers		Free throws		Rebounds			PF	A	TO	BLK	STL	PTS	AVG		
				FG-FGA	PCT	3FG-3FGA	PCT	FT-FTA	PCT	OFF	DEF	TOT								AVG	
vs South Dakota St.	12/20/2023	*	26:18	4-12	.333	1-2	.500	3-4	.750	0	3	3	3	0	4	0	3	1	0	12	12.0
at UTEP	12/23/2023	*	28:01	5-8	.625	0-1	.000	6-6	1.000	2	1	3	3	0	5	0	2	0	2	16	14.0
at BYU	12/29/2023	*	34:53	4-17	.235	1-7	.143	3-4	.750	0	3	3	3	0	2	3	0	0	12	13.3	
San Jose St.	01/02/2024	*	35:41	2-5	.400	0-1	.000	4-4	1.000	0	5	5	3	1	3	1	0	2	8	12.0	
at New Mexico	01/06/2024	*	24:00	4-10	.400	1-3	.333	1-3	.333	1	4	5	3	3	3	0	0	10	11.6		
at Utah St.	01/09/2024	*	33:00	6-10	.600	1-3	.333	4-4	1.000	0	1	1	3	2	1	5	2	0	17	12.5	
Fresno St.	01/13/2024	*	31:03	1-6	.167	0-2	.000	5-6	.833	2	2	4	3	4	3	0	1	0	7	11.7	
Nevada	01/20/2024	*	30:03	2-3	.667	0-0	.000	7-10	.700	3	5	8	4	2	1	3	0	1	11	11.6	
Totals			8:24:59	28-71	.394	4-19	.211	33-41	.805	8	24	32	40	23	14	20	4	5	93	11.6	

Player Averages

Games Played	Minutes/game	Points/game	FG Pct	3FG Pct	FT Pct	Rebounds/game	Assists/game	Turnovers/game	Assist/Turnover ratio	Steals/game	Blocks/game
8	30.4	11.6	.394	.211	.805	4.0	1.8	2.5	0.7	0.6	0.5

Season & Career Highs

Season Highs

- Points 17 at Utah State, 1-9-24
- FG Made 6 at Utah State, 1-9-24
- 3FG Made 1 at Utah State, 1-9-24
- FT Made 7 vs. Nevada, 1-20-24
- Rebounds 8 vs. Nevada, 1-20-24
- Assists 3, three times, last at New Mexico, 1-6-24
- Blocks 2 at Utah State, 1-9-24
- Steals 2 twice, last vs. SJSU, 1-2-24
- Minutes 35 vs. SJSU, 1-2-24

Career Highs

- Points 17 at Utah State, 1-9-24
- FG Made 6 at Utah State, 1-9-24
- 3FG Made 1 at Utah State, 1-9-24
- FT Made 7 vs. Nevada, 1-20-24
- Rebounds 8 vs. Nevada, 1-20-24
- Assists 3, three times, last at New Mexico, 1-6-24
- Blocks 2 at Utah State, 1-9-24
- Steals 2 twice, last vs. SJSU, 1-2-24
- Minutes 35 vs. SJSU, 1-2-24

Double-Figure Scoring Games

- Season 6
- Career 6

Double-Figure Rebounding Games

- Season 0
- Career 0

Twenty-Point Scoring Games

- Season 0
- Career 0

Double-Double Games

- Season 0
- Career 0

Wyoming Career Statistics

SEASON	TEAM	GP-GS	MIN	AVG	Field Goals	3-Point	F-Throws	Rebounds	Scoring													
					FG-FGA	FG%	3FG-3FGA	3FG%	FT-FTA	FT%	OFF	DEF	TOT	AVG	PF	FO	A	TO	BLK	STL	PTS	AVG
2023-24	UW	8-8	243/30.4	28-71	.394	4-19	.211	33-41	.805	8	24	32	40	23-14	20	4	5	93	11.6			
TOTAL		8-8	243/30.4	28-71	.394	4-19	.211	33-41	.805	8	24	32	40	23-14	20	4	5	93	11.6			



#44 Caden Powell
 Sophomore Forward 6-10 220
 Waco, Texas (Midway)

2023-24 Averages

PTS	REB	AST	FG%	3FG%	FT%	MIN
7.1	5.7	1.6	.493	---	.701	22.0

Notable

- Powell recorded first career double-double against Furman.
- Scored a career-high 17 points against Saint Louis
- He has three games this season with 10 or more rebounds

2023-24 Game-by-Game Statistics

#44 POWELL, Caden

Opponent	Date	GS	MIN	Total		3-Pointers		Free throws		Rebounds			PF	A	TO	BLK	STL	PTS	AVG		
				FG-FGA	PCT	3FG-3FGA	PCT	FT-FTA	PCT	OFF	DEF	TOT								AVG	
Northern N.M.	11/07/2023	*	25:27	2-4	.500	0-0	.000	1-3	.333	1	4	5	5	0	3	1	2	0	5	5.0	
Cal Poly	11/11/2023	*	15:56	1-4	.250	0-0	.000	1-2	.500	1	3	4	4	5	1	0	1	3	4.0		
vs Saint Louis	11/16/2023	*	27:02	5-8	.625	0-0	.000	7-7	1.000	7	1	8	5	3	2	3	0	1	17	8.3	
vs Col. of Charleston	11/17/2023	*	24:27	2-3	.667	0-0	.000	6-7	.857	1	6	7	6	4	0	5	0	0	10	8.8	
vs Furman	11/19/2023	*	32:59	4-6	.667	0-0	.000	5-6	.833	4	9	13	7	2	4	2	4	2	13	9.6	
at Texas	11/26/2023	*	21:20	3-8	.375	0-0	.000	2-4	.500	2	2	4	6	3	2	1	1	0	8	9.3	
at Portland	12/01/2023	*	23:42	2-6	.333	0-0	.000	2-3	.667	2	3	5	6	5	3	3	0	1	6	8.9	
South Dakota Mines	12/05/2023	*	20:52	1-3	.333	0-0	.000	5-9	.556	2	1	3	6	4	2	3	0	0	7	8.6	
SFA	12/09/2023	*	19:54	1-3	.333	0-0	.000	1-2	.500	4	6	10	6	6	5	1	1	2	1	3	8.0
Weber St.	12/16/2023	*	20:09	3-4	.750	0-0	.000	0-0	.000	1	2	3	6	2	1	0	1	0	6	7.8	
vs South Dakota St.	12/20/2023	*	25:31	2-3	.667	0-0	.000	4-6	.667	0	8	8	6	4	2	3	0	1	8	7.8	
at UTEP	12/21/2023	*	23:49	1-2	.500	0-0	.000	6-8	.750	6	5	11	6	4	0	3	1	0	8	7.8	
at BYU	12/29/2023	*	25:03	2-3	.667	0-0	.000	6-8	.750	1	1	2	6	4	2	1	2	0	10	8.0	
San Jose St.	01/02/2024	*	15:01	2-6	.333	0-0	.000	4-4	1.000	1	1	2	6	1	1	2	1	1	1	8	8.0
at New Mexico	01/06/2024	*	19:34	3-3	1.000	0-0	.000	0-0	.000	1	4	5	6	5	0	2	1	0	6	7.9	
at Utah St.	01/09/2024	*	22:30	1-2	.500	0-0	.000	1-4	.250	0	4	4	5	2	1	0	1	0	3	7.6	
Fresno St.	01/13/2024	*	14:59	0-2	.000	0-0	.000	2-2	1.000	3	4	7	5	2	2	1	1	0	2	7.2	
Nevada	01/20/2024	*	18:38	2-5	.400	0-0	.000	1-2	.500	1	0	1	5	2	0	2	0	5	7.1		
Totals			18:39:53	37-75	.493	0-0	.000	54-77	.701	38	64	102	57	61	29	32	18	8	128	7.1	

Player Averages

Games Played	Minutes/game	Points/game	FG Pct	3FG Pct	FT Pct	Rebounds/game	Assists/game	Turnovers/game	Assist/Turnover ratio	Steals/game	Blocks/game
18	22.0	7.1	.493	0.0	70.1	5.7	1.6	1.8	0.9	0.4	1.0

Season & Career Highs

Season Highs

- Points 17 vs. Saint Louis, 11-16-23
- FG Made 5 vs. Saint Louis, 11-16-23
- 3FG Made NA
- FT Made 7 vs. Saint Louis, 11-16-23
- Rebounds 13, vs. Furman, 11-19-23
- Assists 4, vs. Furman, 11-19-23
- Blocks 4, vs. Furman, 11-19-23
- Steals 1 twice, last vs. SFA, 12-9-23
- Minutes 33 vs. Furman, 11-19-23

Career Highs

- Points 17 vs. Saint Louis, 11-16-23
- FG Made 5 vs. Saint Louis, 11-16-23
- 3FG Made NA
- FT Made 7 vs. Saint Louis, 11-16-23
- Rebounds 13, vs. Furman, 11-19-23
- Assists 4, vs. Furman, 11-19-23
- Blocks 4, vs. Furman, 11-19-23
- Steals 2 at Boise State, 2-11-23
- Minutes 33 vs. Furman, 11-19-23

Double-Figure Scoring Games

- Season 4
- Career 4

Double-Figure Rebounding Games

- Season 3
- Career 3

Twenty-Point Scoring Games

- Season 0
- Career 0

Double-Double Games

- Season 1
- Career 1

Wyoming Career Statistics

SEASON	TEAM	GP-GS	MIN	AVG	Field Goals	3-Point	F-Throws	Rebounds	Scoring													
					FG-FGA	FG%	3FG-3FGA	3FG%	FT-FTA	FT%	OFF	DEF	TOT	AVG	PF	FO	A	TO	BLK	STL	PTS	AVG
2022-23	UW	28-0	238/8.5	18-39	.462	0-0	.000	17-29	.586	27	29	56	2.0	51-1	6	23	7	6	53	1.9		
2023-24	UW	18-18	397/22.0	37-75	.493	0-0	.000	54-77	.701	38	64	102	5.7	61-4	29	32	18	8	128	7.1		
TOTAL		46-18	635/13.8	55-114	.482	0-0	.000	71-106	.670	65	93	158	3.4	112-5	35	55	25	14	181	3.9		

Wyoming Cowboys



2023-24 Wyoming Men's Basketball Combined Team Statistics All games

Page 1/1
as of Jan 21, 2024

Game Records

Record	Overall	Home	Away	Neutral
ALL GAMES	10-8	7-1	0-6	3-1
CONFERENCE	3-2	3-0	0-2	0-0
NON-CONFERENCE	7-6	4-1	0-4	3-1

Score by Periods

Team	1st	2nd	OT	TOT
Wyoming	609	724	0	1333
Opponents	643	699	0	1342

Team Box Score

No.	Player	Overall			Total			3-Point		F-Throw		Rebounds				Other				PTS	AVG	
		GP-GS	MIN	AVG	FG-FGA	FG%	3FG-3FGA	3FG%	FT-FTA	FT%	OFF	DEF	TOT	AVG	PF	DQ	A	TO	BLK			STL
3	GRIFFIN, Sam	18-18	617:20	34.3	109-235	.464	42-100	.420	68-82	.829	7	62	69	3.8	13	0	66	54	0	17	328	18.2
13	KOT, Akuel	18-18	608:06	33.8	92-206	.447	36-85	.424	51-59	.864	4	39	43	2.4	28	0	41	55	2	16	271	15.1
33	WALTERS, Mason	8-8	242:59	30.4	28-71	.394	4-19	.211	33-41	.805	8	24	32	4.0	23	1	14	20	4	5	93	11.6
1	WENZEL, Brendan	17-17	590:38	34.7	47-133	.353	23-72	.319	35-43	.814	20	75	95	5.6	45	1	30	20	6	13	152	8.9
5	MANYAWU, Cam	18-10	399:03	22.2	51-93	.548	0-2	.000	31-56	.554	34	71	105	5.8	48	3	17	24	10	17	133	7.4
44	POWELL, Caden	18-18	396:53	22.0	37-75	.493	0-0	.000	54-77	.701	38	64	102	5.7	61	4	29	32	18	8	128	7.1
0	COOK, Nigle	1-0	13:17	13.3	2-5	.400	1-4	.250	1-2	.500	1	1	2	2.0	1	0	0	0	0	6	6.0	
2	NEWTON, Kobe	16-0	362:02	22.6	27-54	.500	24-44	.545	9-11	.818	4	31	35	2.2	26	0	9	12	0	9	87	5.4
15	KOJENETS, Oleg	18-0	213:51	11.9	38-69	.551	0-0	.000	20-29	.690	20	30	50	2.8	27	1	1	29	14	7	96	5.3
11	COMBS, Kael	13-1	102:39	7.9	9-17	.529	2-4	.500	5-7	.714	4	6	10	0.8	6	0	4	7	1	6	25	1.9
31	ROBERSON, Cort	4-0	08:16	2.1	2-3	.667	1-2	.500	2-2	1.000	0	0	0	0.0	1	0	0	0	0	0	7	1.8
24	THEODOSIOU, Jacob	8-0	44:55	5.6	1-6	.167	0-2	.000	5-10	.500	0	9	9	1.1	4	0	5	3	0	2	7	0.9
Team											40	23	63				9					
Total		18	3600		443-967	.458	133-334	.398	314-419	.749	180	435	615	34.2	283	10	216	265	55	100	1333	74.1
Opponents		18	3599		496-1100	.451	135-417	.324	215-284	.757	201	391	592	32.9	375	10	228	227	72	162	1342	74.6

Team Statistics

	UW	OPP
Scoring	1333	1342
Points per game	74.1	74.6
Scoring margin	-0.5	-
Field goals-att	443-967	496-1100
Field goal pct	.458	.451
3 point fg-att	133-334	135-417
3-point FG pct	.398	.324
3-pt FG made per game	7.4	7.5
Free throws-att	314-419	215-284
Free throw pct	.749	.757
F-Throws made per game	17.4	11.9
Rebounds	615	592
Rebounds per game	34.2	32.9
Rebounding margin	+1.3	-
Assists	216	228
Assists per game	12.0	12.7
Turnovers	265	227
Turnovers per game	14.7	12.6
Turnover margin	-2.1	-
Assist/turnover ratio	0.8	1.0
Steals	100	162
Steals per game	5.6	9.0
Blocks	55	72
Blocks per game	3.1	4.0
Winning streak	2	-
Home win streak	3	-
Attendance	28760	54115
Home games-Avg/Game	8-3595	6-9019
Neutral site-Avg/Game	-	4-872

Team Results

Date	Opponent		Score	Att.
11/07/2023	Northern N.M.	W	104-56	3363
11/11/2023	Cal Poly	W	80-66	3827
11/16/2023	vs Saint Louis	L	69-79	1201
11/17/2023	vs Col. of Charleston	W	67-60	1152
11/19/2023	vs Furman	W	78-71	1136
11/26/2023	at Texas	L	63-86	9926
12/01/2023	at Portland	L	70-81	1076
12/05/2023	South Dakota Mines	W	80-59	3272
12/09/2023	SFA	W	78-70	3584
12/16/2023	Weber St.	L	71-84	3447
12/20/2023	vs South Dakota St.	W	78-65	0
12/21/2023	at UTEP	L	67-78	4310
12/30/2023	at BYU	L	68-94	17978
01/02/2024	San Jose St.	W	75-73	3368
01/06/2024	at New Mexico	L	60-77	12611
01/09/2024	at Utah St.	L	59-83	8214
01/13/2024	Fresno St.	W	68-67	3763
01/20/2024	Nevada	W	98-93	4136

Wyoming Cowboys



2023-24 Wyoming Men's Basketball Season/Career Statistics All games

Page 1/1
as of Jan 21, 2024

Summary

Player	Season Statistics										Career Statistics									
	GP-GS	MIN/G	FG%	3FG%	FT%	R/G	A/G	STL	BLK	PTS/G	GP-GS	MIN/G	FG%	3FG%	FT%	R/G	A/G	STL	BLK	PTS/G
COMBS, Kael	13-1	7.9	.529	.500	.714	0.8	0.3	6	1	1.9	13-1	7.9	.529	.500	.714	0.8	0.3	6	1	1.9
COOK, Nigle	1-0	13.3	.400	.250	.500	2.0	0.0	0	0	6.0	1-0	13.3	.400	.250	.500	2.0	0.0	0	0	6.0
GRIFFIN, Sam	18-18	34.3	.464	.420	.829	3.8	3.7	17	0	18.2	133-97	27.3	.410	.355	.828	2.2	2.0	108	1	13.7
KOJENETS, Oleg	18-0	11.9	.551	.000	.690	2.8	0.1	7	14	5.3	36-0	7.7	.547	.000	.686	1.8	0.0	8	15	2.9
KOT, Akuel	18-18	33.8	.447	.424	.864	2.4	2.3	16	2	15.1	122-87	29.3	.478	.401	.851	2.5	1.5	112	27	16.3
MANYAWU, Cam	18-10	22.2	.548	.000	.554	5.8	0.9	17	10	7.4	18-10	22.2	.548	.000	.554	5.8	0.9	17	10	7.4
NEWTON, Kobe	16-0	22.6	.500	.545	.818	2.2	0.6	9	0	5.4	16-0	22.6	.500	.545	.818	2.2	0.6	9	0	5.4
POWELL, Caden	18-18	22.0	.493	.000	.701	5.7	1.6	8	18	7.1	46-18	13.8	.482	.000	.670	3.4	0.8	14	25	3.9
ROBERSON, Cort	4-0	2.1	.667	.500	1.000	0.0	0.0	0	0	1.8	8-0	1.8	.500	.500	.833	0.1	0.0	0	1	1.3
THEODOSIOU, Jacob	8-0	5.6	.167	.000	.500	1.1	0.6	2	0	0.9	8-0	5.6	.167	.000	.500	1.1	0.6	2	0	0.9
WALTERS, Mason	8-8	30.4	.394	.211	.805	4.0	1.8	5	4	11.6	8-8	30.4	.394	.211	.805	4.0	1.8	5	4	11.6
WENZEL, Brendan	17-17	34.7	.353	.319	.814	5.6	1.8	13	6	8.9	77-52	26.9	.373	.362	.827	3.7	0.9	38	15	6.7

Scoring

Player	Season Statistics								Career Statistics							
	FG-FGA	FG%	3FG-3FGA	3FG%	FT-FTA	FT%	PTS	PTS/G	FG-FGA	FG%	3FG-3FGA	3FG%	FT-FTA	FT%	PTS	PTS/G
COMBS, Kael	9-17	.529	2-4	.500	5-7	.714	25	1.9	9-17	.529	2-4	.500	5-7	.714	25	1.9
COOK, Nigle	2-5	.400	1-4	.250	1-2	.500	6	6.0	2-5	.400	1-4	.250	1-2	.500	6	6.0
GRIFFIN, Sam	109-235	.464	42-100	.420	68-82	.829	328	18.2	649-1583	.410	286-806	.355	241-291	.828	1825	13.7
KOJENETS, Oleg	38-69	.551	0-0	.000	20-29	.690	96	5.3	41-75	.547	0-0	.000	24-35	.686	106	2.9
KOT, Akuel	92-206	.447	36-85	.424	51-59	.864	271	15.1	636-1331	.478	224-559	.401	487-572	.851	1983	16.3
MANYAWU, Cam	51-93	.548	0-2	.000	31-56	.554	133	7.4	51-93	.548	0-2	.000	31-56	.554	133	7.4
NEWTON, Kobe	27-54	.500	24-44	.545	9-11	.818	87	5.4	27-54	.500	24-44	.545	9-11	.818	87	5.4
POWELL, Caden	37-75	.493	0-0	.000	54-77	.701	128	7.1	55-114	.482	0-0	.000	71-106	.670	181	3.9
ROBERSON, Cort	2-3	.667	1-2	.500	2-2	1.000	7	1.8	2-4	.500	1-2	.500	5-6	.833	10	1.3
THEODOSIOU, Jacob	1-6	.167	0-2	.000	5-10	.500	7	0.9	1-6	.167	0-2	.000	5-10	.500	7	0.9
WALTERS, Mason	28-71	.394	4-19	.211	33-41	.805	93	11.6	28-71	.394	4-19	.211	33-41	.805	93	11.6
WENZEL, Brendan	47-133	.353	23-72	.319	35-43	.814	152	8.9	154-413	.373	104-287	.362	105-127	.827	517	6.7

Totals

Player	Season Statistics									Career Statistics								
	O-REB	D-REB	TOTAL	PF	FO	A	TO	A/TO	O-REB	D-REB	TOTAL	PF	FO	A	TO	A/TO		
COMBS, Kael	4	6	10	6	0	4	7	0.6	4	6	10	6	0	4	7	0.6		
COOK, Nigle	1	1	2	1	0	0	0	0.0	1	1	2	1	0	0	0	0.0		
GRIFFIN, Sam	7	62	69	13	0	66	54	1.2	23	263	286	117	0	271	210	1.3		
KOJENETS, Oleg	20	30	50	27	1	1	29	0.0	25	38	63	36	1	1	35	0.0		
KOT, Akuel	4	39	43	28	0	41	55	0.7	49	262	311	195	1	184	203	0.9		
MANYAWU, Cam	34	71	105	48	3	17	24	0.7	34	71	105	48	3	17	24	0.7		
NEWTON, Kobe	4	31	35	26	0	9	12	0.8	4	31	35	26	0	9	12	0.8		
POWELL, Caden	38	64	102	61	4	29	32	0.9	65	93	158	112	5	35	55	0.6		
ROBERSON, Cort	0	0	0	1	0	0	0	0.0	0	1	1	1	0	0	1	0.0		
THEODOSIOU, Jacob	0	9	9	4	0	5	3	1.7	0	9	9	4	0	5	3	1.7		
WALTERS, Mason	8	24	32	23	1	14	20	0.7	8	24	32	23	1	14	20	0.7		
WENZEL, Brendan	20	75	95	45	1	30	20	1.5	74	213	287	133	1	70	70	1.0		

Wyoming Cowboys



2023-24 Wyoming Men's Basketball Combined Team Statistics In Conference games

Page 1/1
as of Jan 21, 2024

Game Records

Record	Overall	Home	Away	Neutral
ALL GAMES	3-2	3-0	0-2	0-0
CONFERENCE	3-2	3-0	0-2	0-0
NON-CONFERENCE	0-0	0-0	0-0	0-0

Score by Periods

Team	1st	2nd	OT	TOT
Wyoming	162	198	0	360
Opponents	193	200	0	393

Team Box Score

No.	Player				Total		3-Point		F-Throw		Rebounds											
		GP-GS	MIN	AVG	FG-FGA	FG%	3FG-3FGA	3FG%	FT-FTA	FT%	OFF	DEF	TOT	AVG	PF	DQ	A	TO	BLK	STL	PTS	AVG
3	GRIFFIN, Sam	5-5	183:01	36.6	32-75	.427	11-36	.306	15-19	.789	3	21	24	4.8	3	0	17	12	0	2	90	18.0
13	KOT, Akuel	5-5	162:58	32.6	23-44	.523	11-22	.500	8-10	.800	1	13	14	2.8	9	0	11	16	1	4	65	13.0
33	WALTERS, Mason	5-5	153:47	30.8	15-34	.441	2-9	.222	21-27	.778	6	17	23	4.6	12	0	11	12	3	3	53	10.6
1	WENZEL, Brendan	5-5	180:08	36.0	15-40	.375	7-20	.350	15-17	.882	7	25	32	6.4	14	0	8	6	2	4	52	10.4
15	KOJENETS, Oleg	5-0	53:39	10.7	11-21	.524	0-0	.000	11-12	.917	5	4	9	1.8	4	0	0	7	0	2	33	6.6
5	MANYAWU, Cam	5-0	83:05	16.6	8-16	.500	0-0	.000	9-17	.529	8	16	24	4.8	12	1	3	5	1	4	25	5.0
44	POWELL, Caden	5-5	90:42	18.1	8-18	.444	0-0	.000	8-12	.667	6	13	19	3.8	18	2	6	4	6	1	24	4.8
2	NEWTON, Kobe	4-0	71:50	18.0	3-6	.500	3-6	.500	2-2	1.000	0	5	5	1.3	3	0	2	1	0	0	11	2.8
11	COMBS, Kael	3-0	16:59	5.7	2-4	.500	1-1	1.000	2-3	.667	2	3	5	1.7	1	0	0	2	0	1	7	2.3
24	THEODOSIOU, Jacob	1-0	02:54	2.9	0-1	.000	0-0	.000	0-0	.000	0	0	0	0.0	0	0	0	0	0	0	0	0.0
31	ROBERSON, Cort	1-0	00:57	0.9	0-0	.000	0-0	.000	0-0	.000	0	0	0	0.0	0	0	0	0	0	0	0	0.0
Team											8	10	18									
Total		5	1000		117-259	.452	35-94	.372	91-119	.765	46	127	173	34.6	76	3	58	67	13	21	360	72.0
Opponents		5	1000		150-318	.472	41-119	.345	52-80	.650	59	109	168	33.6	100	3	73	41	27	43	393	78.6

Team Statistics

	UW	OPP
Scoring	360	393
Points per game	72.0	78.6
Scoring margin	-6.6	-
Field goals-att	117-259	150-318
Field goal pct	.452	.472
3 point fg-att	35-94	41-119
3-point FG pct	.372	.345
3-pt FG made per game	7.0	8.2
Free throws-att	91-119	52-80
Free throw pct	.765	.650
F-Throws made per game	18.2	10.4
Rebounds	173	168
Rebounds per game	34.6	33.6
Rebounding margin	+1.0	-
Assists	58	73
Assists per game	11.6	14.6
Turnovers	67	41
Turnovers per game	13.4	8.2
Turnover margin	-5.2	-
Assist/turnover ratio	0.9	1.8
Steals	21	43
Steals per game	4.2	8.6
Blocks	13	27
Blocks per game	2.6	5.4
Winning streak	2	-
Home win streak	3	-
Attendance	11267	20825
Home games-Avg/Game	3-3756	2-10413
Neutral site-Avg/Game	-	0-0

Team Results

Date	Opponent		Score	Att.
01/02/2024	San Jose St.	W	75-73	3368
01/06/2024	at New Mexico	L	60-77	12611
01/09/2024	at Utah St.	L	59-83	8214
01/13/2024	Fresno St.	W	68-67	3763
01/20/2024	Nevada	W	98-93	4136

Wyoming Cowboys

# Games Lineup Started	Lineup #	Forward	Forward	Guard	Guard	Guard	Record
9	1	Powell	Manyawu	Wenzel	Kot	Griffin	5-4
1	2	Powell	Manyawu	Combs	Kot	Griffin	1-0
8	3	Powell	Walters	Wenzel	Kot	Griffin	4-4

Totals (18 games)

(The lineup numbers are by the order they first appeared during the season.)

10-8, 3-2 MW

Starting Lineup Game-by-Game

Date	Opponent	Lineup #	Forward	Forward	Guard	Guard	Guard	Record
11/7	NNMC	1	Powell	Manyawu	Wenzel	Kot	Griffin	1-0
11/11	Cal Poly	1	Powell	Manyawu	Wenzel	Kot	Griffin	2-0
11/16	Saint Louis	1	Powell	Manyawu	Wenzel	Kot	Griffin	2-1
11/17	Coll. of Charleston	1	Powell	Manyawu	Wenzel	Kot	Griffin	3-1
11/19	Furman	1	Powell	Manyawu	Wenzel	Kot	Griffin	4-1
11/26	at Texas	1	Powell	Manyawu	Wenzel	Kot	Griffin	4-2
12/1	at Portland	1	Powell	Manyawu	Wenzel	Kot	Griffin	4-3
12/5	SD Mines	2	Powell	Manyawu	Combs	Kot	Griffin	5-3
12/9	SFA	1	Powell	Manyawu	Wenzel	Kot	Griffin	6-3
12/16	Weber State	1	Powell	Manyawu	Wenzel	Kot	Griffin	6-4
12/20	South Dakota St.	3	Powell	Walters	Wenzel	Kot	Griffin	7-4
12/21	at UTEP	3	Powell	Walters	Wenzel	Kot	Griffin	7-5
12/30	at BYU	3	Powell	Walters	Wenzel	Kot	Griffin	7-6
1/2	SJSU	3	Powell	Walters	Wenzel	Kot	Griffin	8-6
1/6	at New Mexico	3	Powell	Walters	Wenzel	Kot	Griffin	8-7
1/9	at Utah State	3	Powell	Walters	Wenzel	Kot	Griffin	8-8
1/13	Fresno State	3	Powell	Walters	Wenzel	Kot	Griffin	9-8
1/20	Nevada	3	Powell	Walters	Wenzel	Kot	Griffin	10-8

Wyoming Cowboys

Individual Category Leaders

Points

##	Player	G	Pts	Pts/G
3	Griffin, Sam	18	328	18.2
13	Kot, Akuel	18	271	15.1
1	Wenzel, Brendan	17	152	8.9
5	Manyawu, Cam	18	133	7.4
44	Powell, Caden	18	128	7.1
15	Kojenets, Oleg	18	96	5.3
33	Walters, Mason	8	93	11.6
2	Newton, Kobe	16	87	5.4
11	Combs, Kael	13	25	1.9
31	Roberson, Cort	4	7	1.8
24	Theodosiou, Jacob	8	7	0.9
0	Cook, Nigle	1	6	6.0

Scoring Average

##	Player	G	Pts	Pts/G
3	Griffin, Sam	18	328	18.2
13	Kot, Akuel	18	271	15.1
33	Walters, Mason	8	93	11.6
1	Wenzel, Brendan	17	152	8.9
5	Manyawu, Cam	18	133	7.4
44	Powell, Caden	18	128	7.1
0	Cook, Nigle	1	6	6.0
2	Newton, Kobe	16	87	5.4
15	Kojenets, Oleg	18	96	5.3
11	Combs, Kael	13	25	1.9
31	Roberson, Cort	4	7	1.8
24	Theodosiou, Jacob	8	7	0.9

Free Throw Percentage

##	Player	Made	Att	Pct
31	Roberson, Cort	2	2	1.000
13	Kot, Akuel	51	59	.864
3	Griffin, Sam	68	82	.829
2	Newton, Kobe	9	11	.818
1	Wenzel, Brendan	35	43	.814
33	Walters, Mason	33	41	.805
11	Combs, Kael	5	7	.714
44	Powell, Caden	54	77	.701
15	Kojenets, Oleg	20	29	.690
5	Manyawu, Cam	31	56	.554
0	Cook, Nigle	1	2	.500
24	Theodosiou, Jacob	5	10	.500

Free Throw Attempts

##	Player	G	Att	Att/G
3	Griffin, Sam	18	82	4.6
44	Powell, Caden	18	77	4.3
13	Kot, Akuel	18	59	3.3
5	Manyawu, Cam	18	56	3.1
1	Wenzel, Brendan	17	43	2.5

Field Goal Percentage

##	Player	FG	Att	Pct
31	Roberson, Cort	2	3	.667
15	Kojenets, Oleg	38	69	.551
5	Manyawu, Cam	51	93	.548
11	Combs, Kael	9	17	.529
2	Newton, Kobe	27	54	.500
44	Powell, Caden	37	75	.493
3	Griffin, Sam	109	235	.464
13	Kot, Akuel	92	206	.447
0	Cook, Nigle	2	5	.400
33	Walters, Mason	28	71	.394
1	Wenzel, Brendan	47	133	.353
24	Theodosiou, Jacob	1	6	.167

Field Goal Attempts

##	Player	G	Att	Att/G
3	Griffin, Sam	18	235	13.1
13	Kot, Akuel	18	206	11.4
1	Wenzel, Brendan	17	133	7.8
5	Manyawu, Cam	18	93	5.2
44	Powell, Caden	18	75	4.2

Field Goals Made

##	Player	G	Made	Made/G
3	Griffin, Sam	18	109	6.1
13	Kot, Akuel	18	92	5.1
5	Manyawu, Cam	18	51	2.8
1	Wenzel, Brendan	17	47	2.8
15	Kojenets, Oleg	18	38	2.1

3-Point FG Percentage

##	Player	3FG	Att	Pct
2	Newton, Kobe	24	44	.545
11	Combs, Kael	2	4	.500
31	Roberson, Cort	1	2	.500
13	Kot, Akuel	36	85	.424
3	Griffin, Sam	42	100	.420
1	Wenzel, Brendan	23	72	.319
0	Cook, Nigle	1	4	.250
33	Walters, Mason	4	19	.211

3-Point FG Attempts

##	Player	G	Att	Att/G
3	Griffin, Sam	18	100	5.6
13	Kot, Akuel	18	85	4.7
1	Wenzel, Brendan	17	72	4.2
2	Newton, Kobe	16	44	2.8
33	Walters, Mason	8	19	2.4

3-Point FG Made

##	Player	G	Made	Made/G
3	Griffin, Sam	18	42	2.3
13	Kot, Akuel	18	36	2.0
2	Newton, Kobe	16	24	1.5
1	Wenzel, Brendan	17	23	1.4
33	Walters, Mason	8	4	0.5

Rebounds

##	Player	G	Reb	Reb/G
5	Manyawu, Cam	18	105	5.8
44	Powell, Caden	18	102	5.7
1	Wenzel, Brendan	17	95	5.6
3	Griffin, Sam	18	69	3.8
15	Kojenets, Oleg	18	50	2.8

Rebounds Average

##	Player	G	Reb	Reb/G
5	Manyawu, Cam	18	105	5.8
44	Powell, Caden	18	102	5.7
1	Wenzel, Brendan	17	95	5.6
33	Walters, Mason	8	32	4.0
3	Griffin, Sam	18	69	3.8

Offensive Rebounds

##	Player	G	OReb	OReb/G
44	Powell, Caden	18	38	2.1
5	Manyawu, Cam	18	34	1.9
1	Wenzel, Brendan	17	20	1.2
15	Kojenets, Oleg	18	20	1.1
33	Walters, Mason	8	8	1.0

Defensive Rebounds

##	Player	G	DReb	DReb/G
1	Wenzel, Brendan	17	75	4.4
5	Manyawu, Cam	18	71	3.9
44	Powell, Caden	18	64	3.6
3	Griffin, Sam	18	62	3.4
13	Kot, Akuel	18	39	2.2

Free Throws Made

##	Player	G	Made	Made/G
3	Griffin, Sam	18	68	3.8
44	Powell, Caden	18	54	3.0
13	Kot, Akuel	18	51	2.8
1	Wenzel, Brendan	17	35	2.1
33	Walters, Mason	8	33	4.1

Assists

##	Player	G	Ast	Ast/G
3	Griffin, Sam	18	66	3.7
13	Kot, Akuel	18	41	2.3
1	Wenzel, Brendan	17	30	1.8
44	Powell, Caden	18	29	1.6
5	Manyawu, Cam	18	17	0.9

Steals

##	Player	G	Stl	Stl/G
3	Griffin, Sam	18	17	0.9
5	Manyawu, Cam	18	17	0.9
13	Kot, Akuel	18	16	0.9
1	Wenzel, Brendan	17	13	0.8
2	Newton, Kobe	16	9	0.6

Blocked Shots

##	Player	G	Blk	Blk/G
44	Powell, Caden	18	18	1.0
15	Kojenets, Oleg	18	14	0.8
5	Manyawu, Cam	18	10	0.6
1	Wenzel, Brendan	17	6	0.4
33	Walters, Mason	8	4	0.5

Minutes

##	Player	G	Min	Min/G
3	Griffin, Sam	18	617	34:18
13	Kot, Akuel	18	608	33:47
1	Wenzel, Brendan	17	591	34:45
5	Manyawu, Cam	18	399	22:10
44	Powell, Caden	18	397	22:03

Specialty Stat Leaders

Scoring	2023-24	Record	Career	Record
Kenny Foster	0	0-0	4	3-1
Brendan Wenzel	2	1-1	5	3-2
Sam Griffin	10	6-4	10	6-4
Cam Manyawu	3	2-1	3	2-1
Caden Powell	1	0-1	1	0-0
Akuel Kot	2	1-1	2	1-1
Mason Walters	2	0-2	2	0-2

Double-Figure Points	2023-24	Record	Career	Record
Kenny Foster	0	0-0	14	11-3
Brendan Wenzel	6	3-3	20	11-9
Sam Griffin	16	9-7	16	9-7
Akuel Kot	17	10-7	17	10-7
Cam Manyawu	7	4-3	7	4-3
Oleg Kojenets	2	2-0	2	2-0
Kobe Newton	3	2-1	3	2-1
Caden Powell	4	2-2	4	2-2
Mason Walters	6	2-4	6	2-4

Scoring 20+ Points	2023-24	Record	Career	Record
Kenny Foster	0	0-0	1	1-0
Brendan Wenzel	0	0-0	2	2-0
Sam Griffin	8	6-2	8	6-2
Akuel Kot	5	4-1	5	4-1
Cam Manyawu	1	1-0	1	1-0

Double-Doubles	2023-24	Record	Career	Record
Brendan Wenzel	0	0-0	1	1-0
Cam Manyawu	5	3-2	5	3-2
Caden Powell	1	1-0	1	1-0

Double-Figure Rebounds	2023-24	Record	Career	Record
Brendan Wenzel	0	0-0	1	1-0
Cam Manyawu	5	3-2	5	3-2
Caden Powell	2	2-0	2	2-0

Rebounds	2023-24	Record	Career	Record
Kenny Foster	0	0-0	6	4-2
Brendan Wenzel	4	2-2	6	3-3
Cam Manyawu	7	3-4	7	3-4
Caden Powell	4	3-1	4	3-1
Oleg Kojenets	1	0-1	1	0-1
Sam Griffin	1	1-0	1	1-0
Mason Walters	1	1-0	1	1-0

Assists	2023-24	Record	Career	Record
Kenny Foster	0	0-0	2	1-1
Brendan Wenzel	1	1-0	2	1-1
Akuel Kot	3	1-2	3	1-2
Sam Griffin	13	7-6	13	7-6
Mason Walters	2	1-1	2	1-1

Wyoming Cowboys

Individual Points-Rebounds-Assists

Opponent	Date	Score		0 COOK,NIGLE	1 WENZEL,BRE	2 NEWTON,KOB	3 GRIFFIN,SA	5 MANYAWU,CA	11 COMBS,KAEL	13 KOT,AKUEL	15 KOJENETS,O	24 THEODOSIOU	31 ROBERSON,C	33 WALTERS,MA
Northern N.M.	11/07/2023	104-56	W	6-2-0	9-3-2	10-1-0	23-2-2	13-10-5	2-1-1	21-1-6	11-6-0	2-3-3	2-0-0	DNP
Cal Poly	11/11/2023	80-66	W	DNP	9-5-3	9-2-0	14-4-5	19-10-1	DNP	16-4-4	9-3-0	1-1-1	DNP	DNP
vs Saint Louis	11/16/2023	69-79	L	DNP	6-9-0	0-6-2	15-1-4	15-12-0	DNP	10-2-2	6-3-0	0-0-0	DNP	DNP
vs Col. of Charleston	11/17/2023	67-60	W	DNP	4-8-6	6-5-0	24-0-1	3-4-0	4-0-0	10-1-1	6-3-0	DNP	DNP	DNP
vs Furman	11/19/2023	78-71	W	DNP	13-6-2	6-1-2	26-1-4	0-3-1	0-1-1	20-3-4	0-1-0	DNP	DNP	DNP
at Texas	11/26/2023	63-86	L	DNP	12-1-0	0-1-0	12-2-3	12-10-2	0-0-0	10-1-0	6-5-0	1-1-0	2-0-0	DNP
at Portland	12/01/2023	70-81	L	DNP	5-6-0	14-1-1	17-2-5	2-0-0	4-1-0	15-3-3	7-1-1	0-0-0	DNP	DNP
South Dakota Mines	12/05/2023	80-59	W	DNP	DNP	DNP	17-8-7	20-11-1	8-2-1	15-5-2	7-4-0	3-4-1	3-0-0	DNP
SFA	12/09/2023	78-70	W	DNP	7-4-3	14-1-0	23-5-5	12-6-0	0-0-1	19-1-1	0-3-0	DNP	DNP	DNP
Weber St.	12/16/2023	71-84	L	DNP	11-5-1	6-3-0	22-2-3	2-7-1	0-0-0	24-2-1	0-0-0	DNP	DNP	DNP
vs South Dakota St.	12/20/2023	78-65	W	DNP	9-6-2	5-4-0	9-9-3	6-4-2	0-0-0	22-1-2	7-4-0	DNP	DNP	12-3-0
at UTEP	12/21/2023	67-78	L	DNP	11-5-2	3-4-1	11-4-2	4-3-1	DNP	14-2-3	0-3-0	DNP	DNP	16-3-0
at BYU	12/30/2023	68-94	L	DNP	4-5-1	3-1-1	25-5-5	0-1-0	0-0-0	10-3-1	4-5-0	0-0-0	DNP	12-3-3
San Jose St.	01/02/2024	75-73	W	DNP	2-4-0	2-3-2	23-6-2	0-0-0	DNP	14-4-2	18-5-0	DNP	DNP	8-5-3
at New Mexico	01/06/2024	60-77	L	DNP	5-6-2	3-0-0	18-6-3	11-9-0	DNP	5-2-1	2-1-0	DNP	DNP	10-5-3
at Utah St.	01/09/2024	59-83	L	DNP	9-7-2	3-0-0	7-3-1	2-5-1	2-0-0	14-3-3	2-0-0	0-0-0	0-0-0	17-1-1
Fresno St.	01/13/2024	68-67	W	DNP	17-8-0	3-2-0	16-3-4	6-6-2	0-1-0	12-4-2	5-1-0	DNP	DNP	7-4-3
Nevada	01/20/2024	98-93	W	DNP	19-7-4	DNP	26-6-7	6-4-0	5-4-0	20-1-3	6-2-0	DNP	DNP	11-8-1

Opponent	Date	Score		44 POWELL,CAD
Northern N.M.	11/07/2023	104-56	W	5-5-3
Cal Poly	11/11/2023	80-66	W	3-4-1
vs Saint Louis	11/16/2023	69-79	L	17-8-2
vs Col. of Charleston	11/17/2023	67-60	W	10-7-0
vs Furman	11/19/2023	78-71	W	13-13-4
at Texas	11/26/2023	63-86	L	8-4-2
at Portland	12/01/2023	70-81	L	6-5-3
South Dakota Mines	12/05/2023	80-59	W	7-3-2
SFA	12/09/2023	78-70	W	3-10-1
Weber St.	12/16/2023	71-84	L	6-3-2
vs South Dakota St.	12/20/2023	78-65	W	8-8-2
at UTEP	12/21/2023	67-78	L	8-11-0
at BYU	12/30/2023	68-94	L	10-2-1
San Jose St.	01/02/2024	75-73	W	8-2-1
at New Mexico	01/06/2024	60-77	L	6-5-0
at Utah St.	01/09/2024	59-83	L	3-4-1
Fresno St.	01/13/2024	68-67	W	2-7-2

Game-by-Game Leaders

Opponent	Date	Score	Points	Rebounds	Assists	Steals	Blocks
NNMC	11/7	104-56	23- Griffin	10 - Manyawu	6 - Kot	3 - Kot	3 - Kojenets
CalPoly	11/11	80-66	19 - Manyawu	10 - Manyawu	5 - Griffin	2 - Kojenets	5 - Kojenets
Saint Louis	11/16	69-79	17 - Powell	12 - manyawu	4 - Griffin	2 - Manyawu/Kot	1 - Kojenets/Powell
Coll. of Charleston	11/17	67-60	24 - Griffin	8 - Wenzel	6 - Wenzel	4 - Griffin	2 - Manyawu/Kojenets
Furman	11/19	78-71	26 - Griffin	13 - Powell	4 - Multiple Players	2 - Wenzel	4- Powell
at Texas	11/26	63-86	12 - Multiple Players	10- Manyawu	3 - Griffin	4 - Manyawu	1 - Powell /Kojenets
at Portland	12/1	70-81	17 - Griffin	6 - Wenzel	5 - Griffin	3 - Kot	1 - Multiple Players
SD Mines	12/5	80-59	20 - Manyawu	11 - Manyawu	7 - Griffin	2 - Manyawu/Combs	2 - Manyawu
SFA	12/9	78-70	23 - Griffin	10 - Powell	7 - Griffin	2 - Wenzel	2 - Manyawu/Powell
Weber State	12/16	71-84	24 - Kot	7 - Manyawu	3 - Griffin	2 - Newton	1 - Wenzel
South Dakota St.	12/20	78-65	22 - Kot	8 - Powell	3- Griffin	1 - Multiple Players	1 - Walters/Manyawu
at UTEP	12/21	67-78	16 - Walters	11- Powell	3 - Kot	2 - Walters	1 - Powell
at BYU	12/30	68-94	25 - Griffin	5 - Multiple Players	5 - Griffin	3 - Griffin	1 - Kojenets
SJSU	1/2	75-73	23- Griffin	6 - Griffin	3 - Walters	2 - Walters	1 - Powell
at UNM	1/6	60-77	18 - Griffin	9 - Manyawu	3 - Griffin/Walters	1 - Multiple Players	1 - Multiple Players
at Utah State	1/9	59-83	17 - Walters	7 - Wenzel	3 - Kot	2 Manyawu	2 - Walters
Fresno State	1/13	68-67	17 - Wenzel	8 - Wenzel	4 - Griffin	2 - Wenzel	1 - Multiple Players
Nevada	1/20	98-93	26- Griffin	8 - Walters	7 - Griffin	1 - Multipe Players	2 - Powell

Wyoming Cowboys

Cowboys in Comparison to Opponents

Overall Record	10-8	When the Cowboys they are
When the Cowboys they are	Commit fewer fouls than opponent	10-5
Play day games	4-3	Commit more fouls than opponent	0-2
Play night games	6-5	Commit the same number of fouls	0-1
Lead at halftime	7-2	Have more assists than opponent	7-1
Trail at halftime	3-6	Have fewer assists than opponent	2-7
Are tied at halftime	0-0	Have the same number of assists	1-0
Shoot better from the field than opponent	7-0	Commit fewer turnovers than opponent	2-2
Shoot worse from the field than opponent	3-8	Commit more turnovers than opponent	6-6
Shoot the same from the field as opponent	0-0	Commit the same number of turnovers	2-0
Shoot better from three-point range than opponent	9-2	Block more shots than opponent	5-1
Shoot worse from three-point range than opponent	1-6	Block fewer shots than opponent	4-7
Shoot the same from three-point range as opponent	0-0	Block the same number of shots	1-0
Shoot better from the free-throw line than opponent	5-4	Have more steals than opponent	2-2
Shoot worse from the free-throw line than opponent	5-4	Have fewer steals than opponent	8-6
Shoot the same from the free-throw line as opponent	0-0	Have the same number of steals	0-0
Outrebound opponent	7-3	Have their starting frontcourt outscore the opponent's	5-1
Are outrebounded by opponent	3-5	Have their starting frontcourt outscored by the opponent's	5-6
Are even in rebounds with opponent	0-0	Have their starting frontcourt tied by the opponent's	0-1
Have more offensive rebounds than opponent	4-3	Have their starting backcourt outscore the opponent's	9-4
Have fewer offensive rebounds than opponent	4-4	Have their starting backcourt outscored by the opponent's	0-4
Have the same number of offensive rebounds	2-1	Have their starting backcourt tied by the opponent's	1-0
Have more defensive rebounds than opponent	8-1	Have their bench outscore the opponent's	4-2
Have fewer defensive rebounds than opponent	2-7	Have their bench outscored by the opponent's	6-6
Have the same number of defensive rebounds	0-0	Have their bench tied by the opponent's in scoring	0-0

Team Game-by-Game Comparison

Opponent	1st	2nd	Score	Mar	FG	FG %	3FG	3FG %	FT	FT Pct	Rbs	Ast	TO	Block	Steal	Fouls
NORTHERN N.M.	48/34	56/22	104-56	+48	36-58/19-57	.621/.333	13-23/8-22	.565/.364	19-30/10-12	.633/.833	38/28 +10	22/7	12/20	6/4	7/9	12/24
Cal Poly	41/31	39/35	80-66	+14	25-48/24-59	.521/.407	7-18/4-12	.389/.333	23-35/14-18	.657/.778	38/29 +9	15/3	15/12	7/1	3/8	17/27
Saint Louis	35/34	34/45	69-79	(10)	25-71/27-57	.352/.474	3-21/8-20	.143/.400	16-17/17-22	.941/.773	46/33 +13	10/11	19/15	2/5	5/13	20/18
Col. of Charleston	30/28	37/32	67-60	+7	21-39/23-73	.538/.315	6-15/7-37	.400/.189	19-25/7-10	.760/.700	32/38 (6)	8/11	22/15	6/2	11/7	14/21
Furman	37/28	41/43	78-71	+7	28-59/27-65	.475/.415	12-25/8-34	.480/.235	10-12/9-10	.833/.900	33/36 (3)	18/17	13/13	5/3	4/10	14/16
Texas	26/41	37/45	63-86	(23)	23-59/34-61	.390/.557	4-13/6-15	.308/.400	13-18/12-13	.722/.923	28/38 (10)	7/15	12/14	2/7	7/9	16/19
Portland	31/36	39/45	70-81	(11)	22-50/27-53	.440/.509	9-18/8-20	.500/.400	17-24/19-23	.708/.826	24/36 (12)	13/17	18/21	3/5	10/8	23/23
SD MINES	35/34	45/25	80-59	+21	26-49/23-60	.531/.383	8-15/7-27	.533/.259	20-30/6-7	.667/.857	40/26 +14	14/5	17/15	2/1	7/15	9/21
SFA	36/40	42/30	78-70	+8	22-50/26-58	.440/.448	9-16/7-22	.563/.318	25-29/11-15	.862/.733	33/31 +2	11/11	20/20	4/4	7/14	16/27
WEBER ST.	33/44	38/40	71-84	(13)	28-57/31-55	.491/.564	7-18/7-15	.389/.467	8-10/15-15	.800/1.000	25/29 (4)	8/16	10/9	1/0	4/3	15/14
South Dakota St.	36/31	42/34	78-65	+13	28-55/22-61	.509/.361	8-16/6-29	.500/.207	14-23/15-20	.609/.750	40/24 +16	11/8	13/11	2/7	4/7	19/20
UTEP	26/25	41/53	67-78	(11)	17-50/24-50	.340/.480	5-22/4-13	.227/.308	28-32/26-35	.875/.743	35/30 +5	9/7	16/12	1/3	4/7	23/28
BYU	33/44	35/50	68-94	(26)	25-63/39-73	.397/.534	7-20/14-32	.350/.438	11-15/2-4	.733/.500	30/46 (16)	12/27	11/9	1/3	6/9	9/17
New Mexico	22/39	38/38	60-77	(17)	21-51/30-69	.412/.435	4-21/3-13	.190/.231	14-19/14-22	.737/.636	39/34 +5	9/12	23/6	3/4	3/16	17/19
Utah St.	33/35	26/48	59-83	(24)	18-45/32-61	.400/.525	5-18/6-22	.278/.273	18-23/13-14	.783/.929	27/32 (5)	9/24	16/7	4/5	3/11	13/18
FRESNO ST.	28/35	40/32	68-67	+1	24-54/27-60	.444/.450	9-20/9-25	.450/.360	11-17/4-10	.647/.400	39/31 +8	13/10	12/9	3/4	3/6	15/19
NEVADA	44/37	54/56	98-93	+5	30-52/35-69	.577/.507	13-23/11-28	.565/.393	25-35/12-22	.714/.545	35/34 +1	17/18	11/8	2/7	6/8	21/27

Note: Game totals are displayed in the format WYO/OPPONENT for each category

Wyoming Cowboys

Specialty Stats Game-by-Game

Opponent	Paint	Off TO	2nd Chance	Fast Break	Bench	Largest Lead	Largest Deficit	Lead Changes	Times Tied
Northern New Mexico	42/18	28/14	10/11	7/3	33/21	49	1	2	2
Cal Poly	32/26	14/21	12/12	7/3	19/22	23	None	0	0
Saint Louis	42/32	11/11	15/2	11/8	6/23	10	11	9	2
Coll. of Charleston	24/28	16/15	4/20	13/5	16/31	8	6	13	10
Furman	26/32	11/9	15/14	12/9	6/22	17	None	0	0
at Texas	36/42	18/20	9/12	4/14	9/17	3	26	2	2
at Portland	26/36	31/7	6/8	8/8	25/24	7	15	3	3
SD Mines	32/26	13/18	9/2	5/2	13/15	21	7	7	2
SFA	24/34	20/19	2/14	4/7	14/41	8	10	4	6
Weber State	34/46	13/11	6/12	0/0	6/5	6	16	2	3
South Dakota State	36/28	14/15	8/7	5/8	18/16	13	6	4	6
at UTEP	20/28	9/22	10/9	11/20	7/11	7	13	5	3
at BYU	34/40	12/16	11/22	4/17	7/41	1	31	2	0
San Jose State	36/20	8/4	7/12	6/0	20/18	2	17	3	5
at New Mexico	34/48	0/28	10/14	2/16	16/18	3	19	2	2
at Utah State	22/48	8/17	7/11	0/14	9/25	0	24	0	3
Fresno State	26/34	6/20	15/12	5/7	14/22	4	12	7	2
Nevada	30/40	10/14	11/18	6/8	17/15	15	10	3	2

Points in the Paint: Most: 42 vs. Saint Louis
Most Allowed: 48 by Utah State
Least: 20 vs. UTEP
Least Allowed: 18 by NNMC

Points Off Turnovers: Most: 31 vs. Portland
Most Allowed: 28 by New Mexico
Least: 0 at New Mexico
Least Allowed: 4 by SJSU

Second Chance Pts: Most: 15 vs. Fresno State
Most Allowed: 22 by BYU
Least: 2 vs. SFA
Least Allowed: 2 by Saint Louis

Fast Break Points: Most: 13 vs. College of Charleston
Most Allowed: 20 by UTEP
Least: 0 vs. Utah State
Least Allowed: 0 by SJSU

Bench Points: Most: 33 vs. NNMC
Most Allowed: 41 by BYU
Least: 6 vs. Weber State
Least Allowed: 5 by Weber State

Largest Deficit Overcome: 17 vs. SJSU
Largest Lead Lost: 10 vs. Saint Louis

Note: Game totals are displayed in the format WYO/OPPONENT for each category

Starters/Bench Production

	Starters (Total / % Team Total)	Bench
Points	1,078/81%	255/ 19%
Minutes	2,778/ 77%	822/ 23%
Rebounds	416/ 68%	199/ 32%

Record by Margin

1	2	3	4	5	6
1-0	1-0	0-0	0-0	1-0	0-0
7	8	9	10-15	16-20	20+
2-0	1-0	0-0	2-4	0-1	2-3

Record by Conference

Conference	Record
Mountain West	3-2
Continental	1-0
Big West	1-0
A-10	0-1
CAA	1-0
SoCon	1-0
Big-12	0-2
WCC	0-1
RMAC	1-0
WAC	1-0
Big Sky	0-1
Summit League	1-0
C-USA	0-1

Points Scored/Allowed

Scoring		Allowing
0-0	49 or less	0-0
0-1	50-59	2-0
2-4	60-69	4-0
4-3	70-79	3-3
2-0	80-89	0-4
1-0	90-99	1-1
1-0	100+	0-0

Record by Month

Nov.	Dec.	Jan.	Feb.	March
4-2	3-4	3-2	0-0	0-0

Record by Day of the Week

Sun.	Mon.	Tue.	Wed.	Thu.	Fri.	Sat.
1-1	0-0	3-1	1-0	0-2	1-1	4-3

Wyoming Cowboys

Team Superlatives

Wyoming Game Highs

Wyoming - Game Highs		
POINTS	104	Northern N.M. (11/07/2023)
	98	Nevada (01/20/2024)
	80	South Dakota Mines (12/05/2023)
	80	Cal Poly (11/11/2023)
	78	vs South Dakota St. (N) (12/20/2023)
	78	SFA (12/09/2023)
	78	vs Furman (N) (11/19/2023)
FIELD GOALS MADE	36	Northern N.M. (11/07/2023)
	30	Nevada (01/20/2024)
FIELD GOAL ATTEMPTS	71	vs Saint Louis (N) (11/16/2023)
	63	at BYU (12/30/2023)
FIELD GOAL PERCENTAGE	.621 (36-58)	Northern N.M. (11/07/2023)
	.577 (30-52)	Nevada (01/20/2024)
3 PT FG MADE	13	Nevada (01/20/2024)
		Northern N.M. (11/07/2023)
3 PT FG ATTEMPTS	25	vs Furman (N) (11/19/2023)
	23	Nevada (01/20/2024)
	23	Northern N.M. (11/07/2023)
3 PT FG PERCENTAGE	.565 (13-23)	Nevada (01/20/2024)
	.565 (13-23)	Northern N.M. (11/07/2023)
FREE THROWS MADE	28	at UTEP (12/21/2023)
	25	Nevada (01/20/2024)
	25	SFA (12/09/2023)
FREE THROW ATTEMPTS	35	Nevada (01/20/2024)
	35	Cal Poly (11/11/2023)
FREE THROW PERCENTAGE	.941 (16-17)	vs Saint Louis (N) (11/16/2023)
	.920 (23-25)	San Jose St. (01/02/2024)
REBOUNDS	46	vs Saint Louis (N) (11/16/2023)
	40	vs South Dakota St. (N) (12/20/2023)
	40	South Dakota Mines (12/05/2023)
ASSISTS	22	Northern N.M. (11/07/2023)
	18	vs Furman (N) (11/19/2023)
STEALS	11	vs Col. of Charleston (N) (11/17/2023)
	10	at Portland (12/01/2023)
BLOCKED SHOTS	7	Cal Poly (11/11/2023)
	6	vs Col. of Charleston (N) (11/17/2023)
	6	Northern N.M. (11/07/2023)
TURNOVERS	23	at New Mexico (01/06/2024)
	22	vs Col. of Charleston (N) (11/17/2023)
FOULS	24	at UTEP (12/21/2023)
	23	at Portland (12/01/2023)

Opponent Game Highs

Opponent - Game Highs		
POINTS	94	at BYU (12/30/2023)
	93	Nevada (01/20/2024)
	86	at Texas (11/26/2023)
	84	Weber St. (12/16/2023)
	83	at Utah St. (01/09/2024)
FIELD GOALS MADE	39	at BYU (12/30/2023)
	35	Nevada (01/20/2024)
FIELD GOAL ATTEMPTS	73	at BYU (12/30/2023)
	73	vs Col. of Charleston (N) (11/17/2023)
FIELD GOAL PERCENTAGE	.564 (31-55)	Weber St. (12/16/2023)
	.557 (34-61)	at Texas (11/26/2023)
3 PT FG MADE	14	at BYU (12/30/2023)
	12	San Jose St. (01/02/2024)
3 PT FG ATTEMPTS	37	vs Col. of Charleston (N) (11/17/2023)
	34	vs Furman (N) (11/19/2023)
3 PT FG PERCENTAGE	.467 (7-15)	Weber St. (12/16/2023)
	.438 (14-32)	at BYU (12/30/2023)
FREE THROWS MADE	26	at UTEP (12/21/2023)
	19	at Portland (12/01/2023)
FREE THROW ATTEMPTS	35	at UTEP (12/21/2023)
	23	at Portland (12/01/2023)
FREE THROW PERCENTAGE	1.000 (15-15)	Weber St. (12/16/2023)
	.929 (13-14)	at Utah St. (01/09/2024)
REBOUNDS	46	at BYU (12/30/2023)
	38	at Texas (11/26/2023)
	38	vs Col. of Charleston (N) (11/17/2023)
ASSISTS	27	at BYU (12/30/2023)
	24	at Utah St. (01/09/2024)
STEALS	16	at New Mexico (01/06/2024)
	15	South Dakota Mines (12/05/2023)
BLOCKED SHOTS	7	Nevada (01/20/2024)
	7	San Jose St. (01/02/2024)
	7	vs South Dakota St. (N) (12/20/2023)
	7	at Texas (11/26/2023)
TURNOVERS	21	at Portland (12/01/2023)
	20	SFA (12/09/2023)
	20	Northern N.M. (11/07/2023)
FOULS	28	at UTEP (12/21/2023)
	28	SFA (12/09/2023)

Wyoming Game Lows

Wyoming - Game Lows		
POINTS	59	at Utah St. (01/09/2024)
	60	at New Mexico (01/06/2024)
	63	at Texas (11/26/2023)
	67	at UTEP (12/21/2023)
	67	vs Col. of Charleston (N) (11/17/2023)
FIELD GOALS MADE	17	at UTEP (12/21/2023)
	18	at Utah St. (01/09/2024)
FIELD GOAL ATTEMPTS	39	vs Col. of Charleston (N) (11/17/2023)
	45	at Utah St. (01/09/2024)
FIELD GOAL PERCENTAGE	.340 (17-50)	at UTEP (12/21/2023)
	.352 (25-71)	vs Saint Louis (N) (11/16/2023)
3 PT FG MADE	3	vs Saint Louis (N) (11/16/2023)
	4	at New Mexico (01/06/2024)
	4	San Jose St. (01/02/2024)
	4	at Texas (11/26/2023)
3 PT FG ATTEMPTS	12	San Jose St. (01/02/2024)
	13	at Texas (11/26/2023)
3 PT FG PERCENTAGE	.143 (3-21)	vs Saint Louis (N) (11/16/2023)
	.190 (4-21)	at New Mexico (01/06/2024)
FREE THROWS MADE	8	Weber St. (12/16/2023)
	10	vs Furman (N) (11/19/2023)
FREE THROW ATTEMPTS	10	Weber St. (12/16/2023)
	12	vs Furman (N) (11/19/2023)
FREE THROW PERCENTAGE	.609 (14-23)	vs South Dakota St. (N) (12/20/2023)
	.633 (19-30)	Northern N.M. (11/07/2023)
REBOUNDS	24	at Portland (12/01/2023)
	25	Weber St. (12/16/2023)
ASSISTS	7	at Texas (11/26/2023)
	8	Weber St. (12/16/2023)
	8	vs Col. of Charleston (N) (11/17/2023)
STEALS	3	Fresno St. (01/13/2024)
	3	at Utah St. (01/09/2024)
	3	at New Mexico (01/06/2024)
	3	Cal Poly (11/11/2023)
BLOCKED SHOTS	1	San Jose St. (01/02/2024)
	1	at BYU (12/30/2023)
	1	Weber St. (12/16/2023)
TURNOVERS	5	San Jose St. (01/02/2024)
	10	Weber St. (12/16/2023)
FOULS	9	at BYU (12/30/2023)
	9	South Dakota Mines (12/05/2023)

Opponent Game Lows

Opponent - Game Lows		
POINTS	56	Northern N.M. (11/07/2023)
	59	South Dakota Mines (12/05/2023)
	60	vs Col. of Charleston (N) (11/17/2023)
	65	vs South Dakota St. (N) (12/20/2023)
	66	Cal Poly (11/11/2023)
FIELD GOALS MADE	19	Northern N.M. (11/07/2023)
	22	vs South Dakota St. (N) (12/20/2023)
FIELD GOAL ATTEMPTS	50	at UTEP (12/21/2023)
	53	at Portland (12/01/2023)
FIELD GOAL PERCENTAGE	.315 (23-73)	vs Col. of Charleston (N) (11/17/2023)
	.333 (19-57)	Northern N.M. (11/07/2023)
3 PT FG MADE	3	at New Mexico (01/06/2024)
	4	at UTEP (12/21/2023)
	4	Cal Poly (11/11/2023)
3 PT FG ATTEMPTS	12	Cal Poly (11/11/2023)
	13	at New Mexico (01/06/2024)
	13	at UTEP (12/21/2023)
3 PT FG PERCENTAGE	.189 (7-37)	vs Col. of Charleston (N) (11/17/2023)
	.207 (6-29)	vs South Dakota St. (N) (12/20/2023)
FREE THROWS MADE	2	at BYU (12/30/2023)
	4	Fresno St. (01/13/2024)
FREE THROW ATTEMPTS	4	at BYU (12/30/2023)
	7	South Dakota Mines (12/05/2023)
FREE THROW PERCENTAGE	.400 (4-10)	Fresno St. (01/13/2024)
	.500 (2-4)	at BYU (12/30/2023)
REBOUNDS	24	vs South Dakota St. (N) (12/20/2023)
	26	South Dakota Mines (12/05/2023)
ASSISTS	3	Cal Poly (11/11/2023)
	5	South Dakota Mines (12/05/2023)
STEALS	2	San Jose St. (01/02/2024)
	3	Weber St. (12/16/2023)
BLOCKED SHOTS	0	Weber St. (12/16/2023)
	1	South Dakota Mines (12/05/2023)
	1	Cal Poly (11/11/2023)
TURNOVERS	6	at New Mexico (01/06/2024)
	7	at Utah St. (01/09/2024)
FOULS	15	Weber St. (12/16/2023)
	16	vs Furman (N) (11/19/2023)

Wyoming Cowboys

Player Superlatives

Wyoming

Wyoming - Individual Game Highs

POINTS	26	Sam Griffin vs Nevada (01/20/2024)
	26	Sam Griffin vs Furman (N) (11/19/2023)
	25	Sam Griffin at BYU (12/30/2023)
	24	Akuel Kot vs Weber St. (12/16/2023)
	24	Sam Griffin vs Col. of Charleston (N) (11/17/2023)
FIELD GOALS MADE	11	Sam Griffin vs Furman (N) (11/19/2023)
	10	Sam Griffin vs San Jose St. (01/02/2024)
	10	Sam Griffin at BYU (12/30/2023)
	10	Akuel Kot vs Weber St. (12/16/2023)
FIELD GOAL ATTEMPTS	20	Sam Griffin vs San Jose St. (01/02/2024)
	20	Sam Griffin vs Saint Louis (N) (11/16/2023)
FIELD GOAL PERCENTAGE (min 5 made)	1.000 (7-7)	Cam Manyawu vs Cal Poly (11/11/2023)
	.889 (8-9)	Sam Griffin vs Northern N.M. (11/07/2023)
3 PT FG MADE	5	Akuel Kot vs Nevada (01/20/2024)
	5	Sam Griffin vs Northern N.M. (11/07/2023)
3 PT FG ATTEMPTS	9	Sam Griffin vs Nevada (01/20/2024)
	9	Sam Griffin at New Mexico (01/06/2024)
	9	Akuel Kot vs Saint Louis (N) (11/16/2023)
3 PT FG PERCENTAGE (min 2 made)	1.000 (5-5)	Sam Griffin vs Northern N.M. (11/07/2023)
	1.000 (3-3)	Sam Griffin at BYU (12/30/2023)
	1.000 (3-3)	Sam Griffin vs Col. of Charleston (N) (11/17/2023)
	1.000 (2-2)	Akuel Kot at BYU (12/30/2023)
FREE THROWS MADE	10	Sam Griffin vs SFA (12/09/2023)
	8	Oleg Kojenets vs San Jose St. (01/02/2024)
	8	Akuel Kot vs Northern N.M. (11/07/2023)
FREE THROW ATTEMPTS	10	Mason Walters vs Nevada (01/20/2024)
	10	Sam Griffin vs SFA (12/09/2023)
FREE THROW PERCENTAGE (min 3 made)	1.000 (10-10)	Sam Griffin vs SFA (12/09/2023)
	1.000 (8-8)	Oleg Kojenets vs San Jose St. (01/02/2024)
	1.000 (8-8)	Akuel Kot vs Northern N.M. (11/07/2023)
	1.000 (7-7)	Sam Griffin at New Mexico (01/06/2024)
	1.000 (7-7)	Sam Griffin vs Col. of Charleston (N) (11/17/2023)
	1.000 (7-7)	Caden Powell vs Saint Louis (N) (11/16/2023)
	1.000 (6-6)	Sam Griffin vs Nevada (01/20/2024)
	1.000 (6-6)	Mason Walters at UTEP (12/21/2023)
	1.000 (6-6)	Sam Griffin vs Weber St. (12/16/2023)
	1.000 (6-6)	Akuel Kot at Portland (12/01/2023)
	1.000 (6-6)	Sam Griffin at Texas (11/26/2023)
	1.000 (6-6)	Brendan Wenzel vs Saint Louis (N) (11/16/2023)
	1.000 (4-4)	Brendan Wenzel at Utah St. (01/09/2024)
	1.000 (4-4)	Mason Walters at Utah St. (01/09/2024)
	1.000 (4-4)	Caden Powell vs San Jose St. (01/02/2024)
	1.000 (4-4)	Mason Walters vs San Jose St. (01/02/2024)
	1.000 (4-4)	Akuel Kot at UTEP (12/21/2023)
	1.000 (4-4)	Brendan Wenzel vs SFA (12/09/2023)
	1.000 (4-4)	Akuel Kot vs Furman (N) (11/19/2023)
	1.000 (3-3)	Akuel Kot at Utah St. (01/09/2024)
REBOUNDS	13	Caden Powell vs Furman (N) (11/19/2023)
	12	Cam Manyawu vs Saint Louis (N) (11/16/2023)
ASSISTS	7	Sam Griffin vs Nevada (01/20/2024)
	7	Sam Griffin vs South Dakota Mines (12/05/2023)
STEALS	4	Cam Manyawu at Texas (11/26/2023)
	4	Sam Griffin vs Col. of Charleston (N) (11/17/2023)

Wyoming

Opponents

Opponent - Individual Game Highs

POINTS	32	Zid Powell at UTEP (12/21/2023)
	25	Jarred Hyder vs Cal Poly (11/11/2023)
	23	Tre Coleman vs Nevada (01/20/2024)
	23	Max Abrams at Texas (11/26/2023)
	22	JP Pegues vs Furman (N) (11/19/2023)
	22	Sincere Parker vs Saint Louis (N) (11/16/2023)
FIELD GOALS MADE	9	Great Osobor at Utah St. (01/09/2024)
	9	Donovan Dent at New Mexico (01/06/2024)
	9	Zid Powell at UTEP (12/21/2023)
	9	Sincere Parker vs Saint Louis (N) (11/16/2023)
	9	Jarred Hyder vs Cal Poly (11/11/2023)
FIELD GOAL ATTEMPTS	21	JP Pegues vs Furman (N) (11/19/2023)
	19	Ben Burnham vs Col. of Charleston (N) (11/17/2023)
FIELD GOAL PERCENTAGE (min 5 made)	.818 (9-11)	Great Osobor at Utah St. (01/09/2024)
	.750 (6-8)	Alex Tew vs Weber St. (12/16/2023)
3 PT FG MADE	5	Noah Waterman at BYU (12/30/2023)
	4	Tre Coleman vs Nevada (01/20/2024)
	4	Alvaro Cardenas vs San Jose St. (01/02/2024)
	4	Charlie Eastley vs South Dakota St. (N) (12/20/2023)
3 PT FG ATTEMPTS	11	JP Pegues vs Furman (N) (11/19/2023)
	10	Noah Waterman at BYU (12/30/2023)
	10	Ben Burnham vs Col. of Charleston (N) (11/17/2023)
3 PT FG PERCENTAGE (min 2 made)	1.000 (2-2)	Nana Antwi-Boatsiako vs SFA (12/09/2023)
	1.000 (2-2)	Ithiel Horton at Texas (11/26/2023)
	1.000 (2-2)	Bryce Butler vs Col. of Charleston (N) (11/17/2023)
FREE THROWS MADE	14	Zid Powell at UTEP (12/21/2023)
	5	Alimamy Koroma at Portland (12/01/2023)
	5	Tyler Robertson at Portland (12/01/2023)
	5	Marcus Foster vs Furman (N) (11/19/2023)
	5	Tim Dalger vs Saint Louis (N) (11/16/2023)
FREE THROW ATTEMPTS	18	Zid Powell at UTEP (12/21/2023)
	6	Nick Davidson vs Nevada (01/20/2024)
	6	Nelly Joseph at New Mexico (01/06/2024)
	6	Jaelen House at New Mexico (01/06/2024)
	6	Baylor Hebb at UTEP (12/21/2023)
	6	Tae Hardy at UTEP (12/21/2023)
	6	William Kyle III vs South Dakota St. (N) (12/20/2023)
	6	Alimamy Koroma at Portland (12/01/2023)
	6	Tim Dalger vs Saint Louis (N) (11/16/2023)

Opponents

Wyoming Cowboys

Cowboys in the NCAA National Stats

Team Stats

Assist/Turnover Ratio (351 ranked)	329	11	0.82	Iowa	1.99	Colorado St.	1.88
Assists Per Game (351 ranked)	275	11	12.0	Kansas	21.0	Colorado St.	19.7
Bench Points per game (351 ranked)	320	10	14.17	Cornell	38.06	Fresno St.	22.33
Blocks Per Game (351 ranked)	219	9	3.1	Bryant	6.7	New Mexico	4.8
Effective FG pct (351 ranked)	113	7	0.527	Indiana St.	0.616	Colorado St.	0.588
Fastbreak Points (351 ranked)	333	10	5.94	TCU	22.22	New Mexico	15.74
Field Goal Percentage (351 ranked)	128	8	45.8	Wright St.	53.5	Colorado St.	51.4
Field Goal Percentage Defense (351 ranked)	275	9	45.1	Houston	34.3	San Diego St.	40.1
Fouls Per Game (351 ranked)	87	2	15.7	Creighton	11.1	Fresno St.	15.3
Free Throw Attempts Per Game (351 ranked)	32	2	23.3	Winthrop	28.5	Nevada	25.1
Free Throw Percentage (351 ranked)	53	2	74.9	Villanova	81.8	Colorado St.	76.6
Free Throws Made Per Game (351 ranked)	23	2	17.4	High Point	20.6	Nevada	17.8
Rebound Margin (351 ranked)	172	5	1.3	Arizona	13.1	Utah St.	7.3
Rebounds (Defensive) Per Game (351 ranked)	275	9	24.17	App State	31.26	New Mexico	27.37
Rebounds (Offensive) Per Game (351 ranked)	219	6	10.00	Texas A&M	18.89	New Mexico	12.11
Rebounds Per Game (351 ranked)	266	6	34.17	Florida	44.67	New Mexico	39.47
Scoring Defense (351 ranked)	250	11	74.6	Houston	51.0	Boise St.	65.0
Scoring Margin (351 ranked)	244	9	-0.5	Houston	22.9	New Mexico	14.5
Scoring Offense (351 ranked)	199	8	74.1	Kentucky	91.6	New Mexico	83.6
Steals Per Game (351 ranked)	294	10	5.6	UTEP	11.9	New Mexico	10.1
Three Point Attempts Per Game (351 ranked)	302	10	18.6	North Florida	34.9	San Jose St.	25.8
Three Point Percentage (351 ranked)	7	1	39.8	Indiana St.	41.3	Wyoming	39.8
Three Point Percentage Defense (351 ranked)	131	6	32.4	SMU	25.6	Utah St.	27.5
Three Pointers Per Game (351 ranked)	194	5	7.4	North Florida	12.7	San Jose St.	9.4
Turnover Margin (351 ranked)	309	10	-2.1	Houston Iowa St.	7.7 7.7	New Mexico	5.4
Turnovers Forced Per Game (351 ranked)	149	7	12.61	UTEP	19.26	New Mexico	16.05
Turnovers Per Game (351 ranked)	332	11	14.7	Virginia	8.2	Nevada	9.4
Winning Percentage (350 ranked)	166	7	55.6	Princeton	93.8	Utah St.	89.5

Individual Stats

Assist/Turnover Ratio (350 ranked)	Sam Griffin	336	11	1.22	Tre Holloman, Michigan St.	5.90	Darius Brown II, Utah St.	4.22
Assists (345 ranked)	Sam Griffin	189	8	66	Braden Smith, Purdue	136	Darius Brown II, Utah St.	135
Assists Per Game (347 ranked)	Sam Griffin	197	8	3.7	Elijah Hawkins, Minnesota	7.8	Isaiah Stevens, Colorado St.	7.2
Blocks (315 ranked)	Caden Powell	248	10	18	Isaiah Cozart, Eastern Ky.	68	JT Toppin, New Mexico	31
Blocks Per Game (349 ranked)	Caden Powell	240	10	1.00	Isaiah Cozart, Eastern Ky.	4.00	Adrame Diongue, San Jose St.	1.71
Double Doubles (389 ranked)	Cam Manyawu	65	4	5	Vonterius Woolbright, Western Caro.	16	Great Osobor, Utah St.	9
	Caden Powell	389	14	1			Jaedon LeDee, San Diego St.	9
Field Goal Attempts (341 ranked)	Sam Griffin	140	2	235	Tommy Bruner, Denver	361	Ethan Taylor, Air Force	238
	Akuel Kot	289	10	206				
Field Goal Percentage (350 ranked)	Sam Griffin	199	11	46.4	Vladislav Goldin, Fla. Atlantic	70.5	JT Toppin, New Mexico	67.7
	Akuel Kot	249	12	44.7				
Field Goals (341 ranked)	Sam Griffin	121	6	109	Tommy Bruner, Denver	161	Jaedon LeDee, San Diego St.	130
	Akuel Kot	320	13	92				
Free Throw Attempts (338 ranked)	Sam Griffin	201	7	82	Zach Edey, Purdue	195	Jaedon LeDee, San Diego St.	150
	Caden Powell	268	8	77			Great Osobor, Utah St.	150
Free Throw Percentage (349 ranked)	Akuel Kot	65	3	86.4	Lonnell Martin, Ark.-Pine Bluff	98.3	Reese Waters, San Diego St.	92.5
	Sam Griffin	136	4	82.9				
Free Throws (331 ranked)	Sam Griffin	142	6	68	Drew Pember, UNC Asheville	151	Jaedon LeDee, San Diego St.	110
	Caden Powell	319	9	54				
Minutes Per Game (350 ranked)	Brendan Wenzel	55	7	34:45	Ethan Taylor, Air Force	39:03	Ethan Taylor, Air Force	39:03
	Sam Griffin	86	9	34:18				
	Akuel Kot	121	11	33:47				
Points (350 ranked)	Sam Griffin	80	3	328	Tommy Bruner, Denver	504	Jaedon LeDee, San Diego St.	380
	Akuel Kot	257	9	271				
Points Per Game (349 ranked)	Sam Griffin	77	3	18.2	Tommy Bruner, Denver	25.2	Jaedon LeDee, San Diego St.	21.1
	Akuel Kot	261	11	15.1				
Rebounds (350 ranked)					Vonterius Woolbright, Western Caro.	240	Great Osobor, Utah St.	184
Rebounds (Defensive) Per Game (348 ranked)	Brendan Wenzel	309	10	4.41	Vonterius Woolbright, Western Caro.	10.21	Great Osobor, Utah St.	6.74
Rebounds (Offensive) Per Game (350 ranked)	Caden Powell	258	8	2.11	Drew Cisse, Western Ill.	4.63	Jaedon LeDee, San Diego St.	3.44
Rebounds Per Game (349 ranked)					Enrique Freeman, Akron	12.9	Great Osobor, Utah St.	9.7
Steals (324 ranked)					Arturo Dean, FIU	74	Jaelyn House, New Mexico	38
Steals Per Game (343 ranked)					Arturo Dean, FIU	3.89	Luis Rodriguez, UNLV	2.00
Three Point Attempts (348 ranked)	Sam Griffin	245	7	100	Tyler Thomas, Hofstra	192	Ethan Taylor, Air Force	152
Three Point Percentage (111 ranked)					Koby Brea, Dayton	49.5	Tibet Gorener, San Jose St.	39.7
Three Pointers Per Game (349 ranked)	Sam Griffin	147	6	2.33	Tyler Thomas, Hofstra	3.94	Ethan Taylor, Air Force	3.53
	Akuel Kot	256	9	2.00				
Total 3-point FGM (350 ranked)	Sam Griffin	143	5	42	Tyler Thomas, Hofstra	71	Ethan Taylor, Air Force	60
	Akuel Kot	255	9	36				
Triple Doubles (3 ranked)					Kevin McCullar Jr., Kansas	2		
					Kevin Cross, Tulane	2		

Wyoming Cowboys

Last Time an Individual

Cowboy Scored 30 Points	36 by Maldonado vs. New Mexico, 3/8/23
Opponent Scored 30 Points	30 by Zid Powell (UTEP), 12/21/23
Cowboy Scored 40 Points	41 by Jay Straight vs. CSU, 2/26/05
Opponent Scored 40 Points	43 by Ruben Douglas UNM, 2/15/03
Cowboy Made Seven 3FG	11 by D. Jeffries vs. Hastings, 11/26/21
Opponent Made Seven 3FG	8 Braxton Huggins, Fresno St., 2/27/19
Cowboy Made 15 FT	16 by Jason McManamen vs. Pacific, 11/22/16
Opponent Made 15 FT	17 by Deshon Taylor, Fresno State, 2/8/17
Cowboy Had 15 Rebounds	18 by Graham Ike, at San Jose State, 2/12/22
Opponent Had 15 Rebounds	15 by Dan Aikin, Utah State. 1/10/23
Cowboy Had 20 Rebounds	20 by Justin James, vs. Evansville, 11/28/18
Opponent Had 20 Rebounds	20 by Carlton Bragg, UNM, 3/6/19
Cowboy Had 10 Assists	11 by Hunter Maldonado, vs. Nevada, 2/27/23
Opponent Had 10 Assists	12 by Isaiah Stevens, Colo. St., 2/24/23
Cowboy had 15 Assists	15 by Jay Straight vs. Winthrop, 12/20/03
Opponent had 15 Assists	15 by Matt Montague BYU, 2/2/02
Cowboy Blocked Five Shots	5 by Oleg Kojenets, Cal Poly, 11/11/23
Opponent Blocked Five Shots	5 by Neemis Queta, Utah St., 3/4/21
Cowboy Had Five Steals	7 by Marcus Williams, vs. SJSU, 3/10/21
Opponent Had Five Steals	6 by Jonah Mathews, vs. USC, 12/23/16
Cowboy Had a Double-Double	Cam Manyawu, vs. SD Mines ,12/5/23
Opponent Had a Double-Double	Darius Brown II, Utah State, 1/9/24 (13 points , 11 assists)
Two Pokes Had a Double-Double	Maldonado/Thompson vs. Nevada, 2/27/23
Three Pokes Had a Double-Double	Alan Herndon vs. Drake, 12/2/17 (32 points and 10 rebounds) Hayden Dalton vs. Drake, 12/2/17 (17 points and 14 rebounds) Justin James vs. Drake, 12/2/17 (24 points and 12 rebounds)
Two Cowboys Scored 25 Points Each	28 points by jeremiah Oden, vs. Nevada, 2/27/23 25 points by Hunter Maldonado vs. Nevada, 2/27/23
Four Cowboys Scored 20 Points Each	20 points by Turk Boyd vs. Loyola Marymount, 3/17/86 20 points by Les Bolden vs. Loyola Marymount, 3/17/86 24 points by Fennis Dembo vs. Loyola Marymount, 3/17/86 20 points by Eric Leckner vs. Loyola Marymount, 3/17/86
Three Cowboys Scored 20 Points Each	23 points by Justin James vs. Grambling, 11/14/18 21 points by Hunter Maldonado vs. Grambling, 11/14/18 21 points by TJ Taylor vs. Grambling, 11/14/18
Two Cowboys Scored 20 Points Each	26 by Sam Griffin vs. Nevada, 1/20/24 20 by Akuel Kot, vs. Nevada, 1/20/24
At Least Five Cowboys Scored in Double Figures	23 by Sam Griffin vs. NNMCM, 11/7/23 21 by Akuel Kot vs. NNMCM, 11/7/23 13 by Cam Manyawu vs. NNMCM, 11/7/23 11 by Oleg Kojenets vs. NNMCM, 11/7/23 10 by Kobe Newton vs. NNMCM, 11/7/23
Triple-Doubles by a Cowboy	Hunter Maldonado vs. SDSU, 2/28/22 (13pts, 11 rbs and 11 assts) Justin Williams vs. Utah, 3/10/06, (10 pts, 15 rbs and 12 blks) Theo Ratliff vs. San Diego St., 1/2/95, (20 pts, 12 rbs and 11 blks)
Largest Margin of Victory in the AA by Wyoming	53 vs. Tennessee St. 109-56, 12/17/03

Last Time a Team

Wyoming Scored 100 Points	104 vs. Northern New Mexico, 11/7/23
Opponent Scored 100 Points	119 by New Mexico, 2/20/18
Wyoming Scored Less Than 50 Points	49 vs. Dayton, 12/17/22
Opponent Scored Less Than 50 Points	45 by Ark-Pine Bluff, 11/14/21
Wyoming Scored Less Than 40 Points	32 at South Carolina, 11/10/19
Opponent Scored Less Than 40 Points	35 by Regis, 12/7/14
Wyoming Shot 60% From the Field	62.1 vs. NNMCM, 11/7/23
Opponent Shot 60% From the Field	60.7 by San Diego St., 1/30/21
Wyoming Shot less than 30%	23.1 at South Carolina, 11/10/19
Opponent Shot less than 30%	29.8 by San Jose State, 2/12/22
Wyoming Made 15 3-Point Baskets	28 v. Hastings College, 11/26/21
Opponent Made 15 3-Point Baskets	17 vs. Air Force, 12/4/19
Wyoming Made No 3-Point Baskets	vs. Denver, 11/25/09
Opponent Made No 3-Point Baskets	by Fresno State, 1/16/13
Wyoming Made 30 Free Throws	34 vs. Nevada, 1/24/18
Opponent Made 30 Free Throws	30 by Nevada, 1/24/21
Wyoming Made 20 Free Throws	25 Nevada, 1/20/24
Opponent Made 20 Free Throws	26 by UTEP, 12/21/23
Wyoming Made 90% of Free Throws (Min 10 FTA)	92% (23-25) vs SJSU, 1/2/24
Opponent Made 90% of Free Throws	100% by Weber State, 12/16/23
Wyoming Attempted 40 Free Throws	43 vs. TAMC, 12/6/22
Opponent Attempted 40 Free Throws	40 by Utah State, 3/6/20
Wyoming Attempted 30 Free Throws	35 Nevada, 1/20/24
Opponent Attempted 30 Free Throws	35 by UTEP, 12/21/23
Wyoming Had 50 Rebounds	50 vs. McNeese State, 12/4/21
Opponent Had 50 Rebounds	51 by GCU, 11/22/21
Wyoming Had 40 Rebounds	40 vs. SD State, 12/20/23
Opponent Had 40 Rebounds	46 by BYU, 12/30/23
Wyoming Had 20 Offensive Rebounds	20 vs. Savannah St., 1/8/03
Wyoming Had +20 Rebound Margin	+23 vs. Fresno State, 1/31/23
Opponent Had +20 Rebound Margin	+24 by Boise State, 1/11/21
Wyoming Had +10 Rebound Margin	+16 vs. SD State, 12/20/23
Opponent Had +10 Rebound Margin	+16 by BYU, 12/30/23
Wyoming Had 20 Assists	22 vs. NNMCM, 11/7/23
An Opponent Had 20 Assists	24 by Utah State, 1/9/23
Wyoming Had less than 10 Assists	9 vs. Utah State, 1/9/24
Opponent had less than 10 Assists	9 by SJSU, 1/2/24
Wyoming Committed 20 Turnovers	23 at UNM, 1/6/24
Opponent Committed 20 Turnovers	20 by SFA, 12/9/23
Opponent Committed 30 Turnovers	31 by Alcorn St., 12/21/98
Wyoming Had less than 5 Turnovers	5 vs. SJSU, 1/2/24
Wyoming Blocked 10 Shots	10 vs. South Dakota, 12/20/09
Wyoming Had 15 Steals	15 vs. Western St., 11/12/11
Wyoming Had 20 Steals	21 by Peru St., 11/18/09
Wyoming Beat a Top-25 Team	#23 Nevada, 104-103 (2OT) 1/24/18
Wyoming Beat a Top-25 Team (Home)	#23 Nevada, 104-103 (2OT) 1/24/18
Wyoming Beat a Top-25 Team (Road)	#18 BYU, 56-53, 1/18/80
Wyoming Beat a Top-25 Team (Neutral)	#RV/25 San Diego St., 3/14/15

Wyoming Cowboys

Game 1: Wyoming 104 NNM 56



Official Basketball Box Score - Final
Northern N.M. at Wyoming
 11/07/23 Arena Auditorium, Laramie, Wyo.
 2023-24 Men's Basketball

Game Time: 6:30 PM
 Game Duration: 1:57
 Attendance: 3,362

Officials: Eric Curry, Randy Heimerman, Nate Melson

Northern N.M. - 56

Record: 0-1

NO. Name	Min	FG	3P	FT	Rebounds	Fouls	TP	AS	TO	ST	Blocks	+/-
		M/A	M/A	M/A	OR DR TOT	PF	FD				BS BA	
5 Malik Matual	27:18	3/9	2/3	1/2	0	2	5	1	0	3	2	1
11 Reyes Herrera	19:38	1-5	0-3	1-1	0	2	4	1	3	2	3	4
14 Nigel Quaynor	18:29	1-3	0-0	2-2	2	2	3	1	4	1	3	0
33 Mabeny Naam	15:47	2-4	0-0	0-0	2	2	4	1	0	4	0	0
50 Emmanuel Taban	31:43	5-11	2-4	3-4	1	1	2	3	2	15	1	2
42 Nico Majuec	11:15	0-2	0-1	0-0	0	0	0	0	0	0	0	0
2 Zojiah Ramos	16:08	2-10	2-5	3-3	0	0	0	0	0	0	3	1
32 Leo Gerardo	18:41	2-4	1-1	0-0	1	2	3	2	5	0	1	1
0 DJ Blatcha	12:45	0-2	0-0	0-0	0	0	0	2	3	0	1	0
30 Eloy Medina	09:16	1-3	0-1	0-0	1	0	1	0	0	0	0	0
4 Dalen Moyer	06:33	1-1	1-1	0-0	0	1	1	0	3	0	0	0
1 Roberto Mendoza	05:28	0-0	0-0	0-0	0	1	1	0	0	0	2	0
15 Tavaun Smith	03:42	1-3	0-2	0-0	0	1	1	0	2	0	0	0
24 Tre Morinia	02:17	0-1	0-1	0-0	0	0	0	1	0	0	0	0
Team					3	6			0	2		
Totals	19:57	8-22	10-12	11	17	28	25	12	56	7	20	9

Shooting By Period

1st FG%	10-28	35.7%
3PT%	5-11	45.5%
FT%	9-10	90%
2nd FG%	9-29	31.0%
3PT%	3-11	27.3%
FT%	1-2	50%
GM FG%	19-57	33.3%
3PT%	8-22	36.4%
FT%	10-12	83.3%

Dead Ball Rebounds: 2, 0

Wyoming - 104

Record: 1-0

Technical Fouls: Coach 2nd 16:42 Ramos 2nd 15:31

NO. Name	Min	FG	3P	FT	Rebounds	Fouls	TP	AS	TO	ST	Blocks	+/-
		M/A	M/A	M/A	OR DR TOT	PF	FD				BS BA	
5 Cam Manyawu	F 26:05	5-8	0-0	3-7	1	9	10	1	4	13	5	3
44 Caden Powell	F 25:27	2-8	0-0	1-3	1	4	5	0	3	5	3	1
1 Brendan Wenzel	G 26:23	3-5	3-4	0-0	3	3	2	2	2	1	1	0
3 Sam Griffin	G 21:02	8-9	5-5	2-3	0	2	2	0	3	23	2	3
13 Akuel Kot	G 30:07	6-10	1-4	8-8	0	1	1	3	21	6	3	0
2 Kobe Newton	12:02	3-4	3-4	1-1	0	1	1	3	10	0	0	0
15 Oleg Kojenets	21:42	5-9	0-0	1-2	4	2	6	1	3	11	0	3
24 Jacob Theodosiou	11:32	0-0	0-0	2-4	0	3	3	1	2	2	3	1
11 Kael Combs	09:07	1-2	0-1	0-0	1	1	1	2	1	0	0	0
0 Nigel Cook	13:17	2-5	1-4	1-2	1	1	2	1	6	0	0	0
31 Cort Roberson	04:16	1-2	0-1	0-0	0	0	0	1	2	0	0	0
Team					4	0	4		0	0		
Totals	36:58	13-23	19-30	11	27	38	12	23	104	22	12	7

Shooting By Period

1st FG%	18-27	66.7%
3PT%	5-10	50.0%
FT%	7-14	50%
2nd FG%	18-31	58.1%
3PT%	8-13	61.5%
FT%	12-16	75%
GM FG%	36-58	62.1%
3PT%	13-23	56.5%
FT%	19-30	63.3%

Dead Ball Rebounds: 5, 0

Biggest lead

1 (1st 17:27) 49 (2nd 1:33)

Points from Turnovers 14 28

Period by Period Scoring

	1st	2nd	TOT
NNM	34	22	56
WYO	48	56	104

Best Scoring Run

4 (1st 10:30) 20 (2nd 2:34)

Paint 18 42

Second Chance 11 10

Lead Changes

2

Fast Breaks 3 7

Bench 21 33

Times Tied

2

Fast Breaks 3 7

Bench 21 33

Time with Lead

00:35 38:43

Bench 21 33

Technical Fouls: NONE

Game 2: Wyoming 80 Cal Poly 66



Official Basketball Box Score - Final
Cal Poly at Wyoming
 11/11/23 Arena Auditorium, Laramie, Wyo.
 2023-24 Men's Basketball

Game Time: 7:00 PM
 Game Duration: 2:07
 Attendance: 3,826

Officials: Veme Harris, Ray Nail, Mike Littlewood

Cal Poly - 66

Record: 1-2

NO. Name	Min	FG	3P	FT	Rebounds	Fouls	TP	AS	TO	ST	Blocks	+/-
		M/A	M/A	M/A	OR DR TOT	PF	FD				BS BA	
15 Aaron Price, Jr.	F 20:49	1-3	0-1	1-2	3	1	4	3	1	3	0	0
21 Joel Armstrong	G 19:31	0-2	0-0	2-4	0	2	2	5	5	2	1	2
0 Jarred Hyder	G 37:14	9-18	3-7	4-4	0	5	5	2	25	1	3	0
3 Kobe Sanders	G 27:50	5-14	1-2	3-3	0	2	2	5	2	14	0	0
10 Isaac Spears	G 13:42	0-2	0-0	0-0	0	2	2	2	0	0	0	0
1 Quentin Jones	28:09	3-7	0-0	1-2	2	2	4	4	7	1	2	1
12 Cam Malay	24:53	2-4	0-1	2-2	0	2	2	2	2	6	1	0
33 Tuukka Jaakkola	13:50	3-7	0-0	1-1	1	2	3	3	1	7	0	0
11 Hayden Jory	11:19	1-2	0-1	0-0	0	2	2	1	0	2	0	0
14 Aidan Prukop	02:43	0-0	0-0	0-0	0	0	0	0	0	0	1	0
Team					1	2	3		0	0		
Totals	24:59	4-12	14-18	7	22	29	27	17	66	3	12	8

Shooting By Period

1st FG%	12-28	42.9%
3PT%	1-2	50.0%
FT%	6-8	75%
2nd FG%	12-31	38.7%
3PT%	3-10	30.0%
GM FG%	24-59	40.7%
3PT%	4-12	33.3%
FT%	14-18	77.8%

Dead Ball Rebounds: 2, 0

Technical Fouls: NONE

Wyoming - 80

Record: 2-0

NO. Name	Min	FG	3P	FT	Rebounds	Fouls	TP	AS	TO	ST	Blocks	+/-
		M/A	M/A	M/A	OR DR TOT	PF	FD				BS BA	
5 Cam Manyawu	F 33:49	7-7	0-0	5-8	0	10	10	4	7	19	1	2
44 Caden Powell	F 15:56	1-4	0-0	1-2	1	3	4	3	3	3	1	0
1 Brendan Wenzel	G 37:54	3-6	2-4	1-2	0	5	5	2	1	9	3	0
3 Sam Griffin	G 29:59	4-9	1-5	5-7	0	4	4	1	4	14	5	2
13 Akuel Kot	G 32:26	4-14	1-5	7-8	1	3	4	3	6	16	4	2
15 Oleg Kojenets	22:23	3-3	0-0	3-6	2	1	3	3	3	9	3	2
2 Kobe Newton	23:49	3-5	3-4	0-0	1	1	2	1	1	9	0	2
24 Jacob Theodosiou	04:04	0-0	0-0	1-2	0	1	1	0	2	1	1	0
Team					3	2	5		0	0		
Totals	25:48	7-18	23-35	8	30	38	17	27	80	15	15	3

Shooting By Period

1st FG%	15-28	53.6%
3PT%	3-10	30.0%
FT%	8-10	80%
2nd FG%	10-20	50.0%
3PT%	4-8	50.0%
FT%	15-23	65.2%
GM FG%	25-48	52.1%
3PT%	7-18	38.9%
FT%	23-35	65.7%

Dead Ball Rebounds: 5, 0

Technical Fouls: NONE

Biggest lead

0 (1st 20:00) 23 (2nd 9:58)

Points from Turnovers 21 14

Period by Period Scoring

	1st	2nd	TOT
WYO	41	39	80

Best Scoring Run

7 (1st 5:34) 8 (1st 7:24)

Paint 26 32

Second Chance 12 12

Lead Changes

0

Fast Breaks 3 7

Bench 22 19

Times Tied

0

Fast Breaks 3 7

Bench 22 19

Time with Lead

00:00 39:42

Bench 22 19

Technical Fouls: NONE

Game 3: Wyoming 69 Saint Louis 79



Official Basketball Box Score - Final
Saint Louis at Wyoming
 11/16/23 The HTC Center, Conway
 2023-24 Men's Basketball

Game Time: 2:00 PM
 Game Duration: 2:06
 Attendance: 1,201

Officials: Koly Self, Todd Austin, KB Burdett

Saint Louis - 79

Record: 4-0

NO. Name	Min	FG	3P	FT	Rebounds	Fouls	TP	AS	TO	ST	Blocks	+/-
		M/A	M/A	M/A	OR DR TOT	PF	FD				BS BA	
5 Tim Dalger	F 25:19	5-7	2-3	5-6	0	4	4	4	4	17	0	2
22 Terrence Hargrove Jr.	F 30:43	3-7	0-3	3-4	2	3	5	3	5	9	2	4
2 Larry Hughes II	G 24:33	2-8	1-4	3-5	0	3	3	5	8	1	2	2
21 Sincere Parker	G 27:49	9-18	3-5	1-2	2	6	8	1	22	1	0	2
24 Gibson Jimerson	G 24:41	0-1										

Wyoming Cowboys

Game 9: Wyoming 78 SFA 70



Official Basketball Box Score - Final
SFA at Wyoming
 120923 Arena Auditorium, Laramie, Wyo.
 2023-24 Men's Basketball

Game Time: 2:00 PM
 Game Duration: 2:18
 Attendance: 3,584

Officials: Toby Doolittle, Mark Riggs, Kevin Raheer

NO.	Name	Min	FG		3P		FT		Rebounds		Fouls		TP	AS	TO	ST	Blocks		+/-	
			M	A	M	A	M	A	OR	DR	PF	FD					BS	BA		
11	Christawn Christmas	F 15:41	0-1	0-1	1-2	0	2	2	3	1	1	2	0	1	0	0	0	0	0	4
44	Frank Staine	F 29:35	3-6	2-5	0-0	2	0	2	1	0	8	2	1	2	0	0	0	0	0	7
7	Jalil Beaubrun	C 08:09	1-2	0-1	0-0	0	0	0	2	2	0	0	0	0	0	0	0	0	0	3
6	Sadadiene Hall	G 26:52	4-7	0-0	3-5	2	3	5	1	3	11	0	2	1	0	1	0	0	-10	
10	Latrell Jossell	G 23:59	2-10	1-5	2-2	0	0	0	4	4	7	2	1	1	2	0	0	0	-7	
32	Juhlawnei Stone	15:42	4-5	0-0	0-0	0	0	0	0	0	3	1	0	0	0	0	0	0	0	
1	Matt Hayman	24:06	2-5	0-1	0-0	2	2	4	3	1	8	0	4	2	4	3	0	0	-5	
8	AJ Cajuste	23:36	5-9	1-4	2-2	0	2	2	3	2	13	0	4	4	0	0	0	0	4	
22	Nana Antwi-Boasiako	16:07	2-4	2-2	3-4	3	1	4	2	3	9	0	1	1	1	2	0	0	-7	
23	Clayton Southwick	10:42	3-7	1-2	0-0	1	1	2	0	7	1	0	1	0	0	0	0	0	1	
4	Kimahri Wilson	05:04	0-2	0-1	0-0	0	0	0	0	0	3	0	0	0	0	0	0	0	-2	
2	DaeVeon Scott	00:13	0-0	0-0	0-0	0	0	0	0	0	0	0	0	0	0	0	0	0	0	
14	Luke Stansbury	00:13	0-0	0-0	0-0	0	0	0	0	0	0	0	0	0	0	0	0	0	0	
Team			3		7		10		0		0		1		0		0		0	
Totals			26-58		7-22		11-15		13		18		31		28		16		70	

Shooting By Period

1st FG% 15-32 46.9%

3PT% 5-11 45.5%

FT% 5-6 83.3%

2nd FG% 11-26 42.3%

3PT% 2-11 18.2%

FT% 6-9 66.7%

GM FG% 26-58 44.8%

3PT% 7-22 31.8%

FT% 11-15 73.3%

Dead Ball Rebounds: 2

Technical Fouls: Coach 2nd 5:57

Wyoming - 78 Record: 6-3

NO.	Name	Min	FG		3P		FT		Rebounds		Fouls		TP	AS	TO	ST	Blocks		+/-	
			M	A	M	A	M	A	OR	DR	PF	FD					BS	BA		
5	Cam Manyawu	F 34:01	6-9	0-0	0-1	2	4	6	4	3	12	0	5	1	2	0	0	0	0	
44	Caden Powell	F 19:54	1-3	0-0	1-2	4	6	10	5	5	3	1	1	1	2	0	0	0	12	
1	Brendan Wenzel	G 29:59	1-5	1-4	4-4	1	3	4	2	4	7	3	2	2	0	0	0	0	20	
3	Sam Griffin	G 36:11	5-10	3-4	10-10	1	4	0	5	23	5	7	1	0	2	7	0	0	7	
13	Akuel Kot	G 35:44	6-15	2-4	5-6	0	1	1	3	7	19	1	2	1	0	1	0	0	5	
2	Kobe Newton	28:49	3-5	3-4	5-6	0	1	1	2	2	14	0	1	1	0	0	0	0	9	
15	Oleg Kojenets	12:24	0-3	0-0	0-0	2	1	3	0	0	0	0	1	0	0	0	0	0	-14	
11	Kael Combs	02:58	0-0	0-0	0-0	0	0	0	0	0	0	0	1	0	0	0	0	0	1	
Team			2		3		0		0		0		1		0		0		0	
Totals			22-50		9-16		25-29		12		21		33		27		18		78	

Shooting By Period

1st FG% 11-23 47.8%

3PT% 3-5 60.0%

FT% 11-12 91.7%

2nd FG% 11-27 40.7%

3PT% 6-11 54.5%

FT% 14-17 82.4%

GM FG% 22-50 44.0%

3PT% 9-16 56.3%

FT% 25-29 86.2%

Dead Ball Rebounds: 10

Technical Fouls: NONE

SFA	WYO	Points from		Period by Period Scoring			
		Turnovers	Paint	1st	2nd	TOT	
10 (1 st 2:49)	8 (2 nd 2:05)	19	20	SFA	40	30	70
10 (1 st 15:02)	7 (1 st 17:57)	34	24	WYO	36	42	78
4	6	14	2				
6	7	4	4				
26:47	09:23	41	14				

Game 10: Wyoming 71 Weber State 84



Official Basketball Box Score - Final
Weber St. at Wyoming
 121623 Arena Auditorium, Laramie, Wyo.
 2023-24 Men's Basketball

Game Time: 7:00 PM
 Game Duration: 1:54
 Attendance: 3,447

Officials: Randy McCall, DG Nelson, Ryan Holmes

Weber St. - 84 Record: 6-4

NO.	Name	Min	FG		3P		FT		Rebounds		Fouls		TP	AS	TO	ST	Blocks		+/-	
			M	A	M	A	M	A	OR	DR	PF	FD					BS	BA		
2	Dillon Jones	F 37:15	6-13	1-1	4-4	2	9	11	4	5	17	7	1	1	0	1	0	0	12	
4	Dyson Koehler	F 28:46	7-10	2-4	3-3	0	5	2	3	19	0	2	1	0	0	0	0	0	10	
20	Alex Tew	C 25:17	6-8	0-0	2-2	3	1	4	3	2	14	0	2	0	0	0	0	0	15	
0	Blaise Threatt	G 25:10	5-8	1-2	2-2	0	1	1	3	2	13	0	4	1	0	0	0	0	8	
11	Steven Verplancken	G 36:33	5-9	2-4	4-4	2	1	3	1	1	16	2	1	1	0	0	0	0	7	
3	KJ Cunningham	28:53	2-5	1-2	0-0	0	0	3	3	1	2	5	3	2	0	0	0	0	13	
8	Viljami Vartiainen	15:54	0-2	0-2	0-0	0	1	0	0	0	0	0	0	0	0	0	0	0	0	
31	Arnaud Revaz	02:12	0-0	0-0	0-0	0	0	0	0	0	0	0	0	0	0	0	0	0	-2	
Team			1		0		0		0		0		0		0		0		0	
Totals			31-55		7-15		15-15		9		29		15		15		84		16	

Shooting By Period

1st FG% 16-33 48.5%

3PT% 3-8 37.5%

FT% 9-9 100%

2nd FG% 15-22 68.2%

3PT% 4-7 57.1%

FT% 6-6 100%

GM FG% 31-55 56.4%

3PT% 7-15 46.7%

FT% 15-15 100.0%

Dead Ball Rebounds: 0

Technical Fouls: Coach 2nd 15:47

Wyoming - 71 Record: 6-4

NO.	Name	Min	FG		3P		FT		Rebounds		Fouls		TP	AS	TO	ST	Blocks		+/-	
			M	A	M	A	M	A	OR	DR	PF	FD					BS	BA		
5	Cam Manyawu	F 28:43	1-5	0-1	0-2	5	2	7	4	3	2	1	1	0	0	0	0	0	0	
44	Caden Powell	F 20:09	3-4	0-0	0-0	1	2	3	4	3	6	2	1	1	0	0	0	0	-2	
1	Brendan Wenzel	G 35:23	5-8	1-3	0-0	1	4	5	4	0	11	1	0	1	1	0	0	0	-7	
3	Sam Griffin	G 34:09	7-18	2-7	6-6	1	2	1	2	1	4	22	3	2	0	0	0	0	-12	
13	Akuel Kot	G 35:51	10-18	2-4	2-2	0	2	2	0	3	24	1	3	0	0	0	0	0	-9	
2	Kobe Newton	29:48	2-3	2-3	0-0	1	2	3	1	1	6	0	2	0	0	0	0	0	-19	
11	Kael Combs	13:03	0-1	0-0	0-0	0	0	0	0	0	0	0	0	0	0	0	0	0	-13	
15	Oleg Kojenets	02:54	0-0	0-0	0-0	0	0	0	0	0	0	0	0	0	0	0	0	0	-4	
Team			1		2		3		0		2		0		0		0		0	
Totals			28-57		7-18		8-10		10		25		16		14		21		8	

Shooting By Period

1st FG% 14-29 48.3%

3PT% 3-11 27.3%

FT% 2-2 100%

2nd FG% 14-28 50.0%

3PT% 4-7 57.1%

FT% 6-8 75%

GM FG% 28-57 49.1%

3PT% 7-18 38.9%

FT% 8-10 80.0%

Dead Ball Rebounds: 10

Technical Fouls: Coach 1st 3:33

Biggest lead	WSU	WYO	Points from		Period by Period Scoring				
			Turnovers	Paint	1st	2nd	TOT		
16 (2 nd 1:16)	6 (1 st 13:10)	11	13	46	34	WSU	44	40	84
10 (2 nd 18:08)	10 (2 nd 15:37)	12	6	0	0	WYO	33	38	71
2	3	12	6	0	0				
3	2	5	6	0	0				
26:24	10:45	5	6						

Game 11: Wyoming 78 South Dakota State 65



Official Basketball Box Score - Final
Wyoming at South Dakota St.
 120923 Don Haskins Center, El Paso, Texas
 2023-24 Men's Basketball

Game Time: 5:00 PM
 Game Duration: 1:52

Officials: James Schipper, Casey McClain, Courtney Holmes

Wyoming - 78 Record: 7-4

NO.	Name	Min	FG		3P		FT		Rebounds		Fouls		TP	AS	TO	ST	Blocks		+/-
			M	A	M	A	M	A	OR	DR	PF	FD					BS	BA	
33	Mason Walters	F 26:18	4-12	1-2	3-4	0	3	3	4	5	12	0	3	0	1	3	5	0	0
44	Caden Powell	F 25:31	2-3	0-0	4-6	0	8	8	4	3	8	2	3	1	0	0	0	0	-5
1	Brendan Wenzel	G 24:07	3-4	2-3	1-2	1	5	6	4	2	9	2	0	0	0	0	0	0	15
3	Sam Griffin	G 34:47	3-10	0-2	3-6	1	8	9	1	5	9	3	4	1	0	0	0	0	12
13	Akuel Kot	G 34:51	8-14	4-7	2-3	1	0	1											

Wyoming Cowboys

Game 13: Wyoming 68 No. 12/14 BYU 94



Official Basketball Box Score - Final
Wyoming at BYU
 12/30/23 Marriott Center, Provo
 2023-24 Men's Basketball

Game Time: 4:00 PM
 Game Duration: 1:47
 Attendance: 18,987

Wyoming - 68 Record: 7-6

NO.	Name	Min	FG	3P	FT	Rebounds	Fouls	TP	AS	TO	ST	Blocks	+	-	
			M.A.	M.A.	M.A.	OR DR TOT	PF	FD				BS	BA		
33	Mason Walters	F 34:53	4-17	1-7	3-4	0 3 3	2	6	12	3	0	0	1	-13	
44	Caden Powell	F 25:03	2-3	0-0	6-8	1 1 2	2	6	10	1	2	0	0	-16	
1	Brendan Wenzel	G 31:37	2-9	0-4	0-0	2 3 5	1	0	4	1	2	0	0	-28	
3	Sam Griffin	G 35:02	10-14	3-3	2-2	0 5 5	0	2	25	5	1	3	0	-19	
13	Akuel Kot	G 36:43	4-7	2-2	0-0	0 3 3	1	1	10	1	2	0	0	-19	
15	Oleg Kojenets	14:57	2-7	0-0	0-1	2 3 5	2	2	4	0	1	1	1	-10	
2	Kobe Newton	12:44	1-4	1-4	0-0	0 1 1	1	0	3	1	1	0	0	-10	
5	Cam Manyawu	05:07	0-1	0-0	0-0	0 1 1	0	0	0	0	0	0	0	-10	
11	Kael Combs	02:41	0-1	0-0	0-0	0 0 0	0	0	0	0	0	0	0	-2	
24	Jacob Theodosiou	01:13	0-0	0-0	0-0	0 0 0	0	0	0	0	0	0	0	-2	
Team						5	0	5	0	0	0	0	0	0	
Totals			25-63	7-20	11-15	10	20	30	9	17	68	12	11	6	1

Shooting By Period

1 st FG%	12-28	42.9%
3PT%	2-7	28.6%
FT%	7-9	77.8%
2 nd FG%	13-35	37.1%
3PT%	5-13	38.5%
FT%	4-6	66.7%
GM FG%	25-63	39.7%
3PT%	7-20	35.0%
FT%	11-15	73.3%

Dead Ball Rebounds: 1.0

BYU - 94 Record: 12-1

NO.	Name	Min	FG	3P	FT	Rebounds	Fouls	TP	AS	TO	ST	Blocks	+	-	
			M.A.	M.A.	M.A.	OR DR TOT	PF	FD				BS	BA		
0	Noah Waterman	F 27:36	6-11	5-10	0-0	0 8 8	0	0	17	1	1	0	0	6	
50	Aly Khalifa	C 16:28	3-5	2-3	1-2	3 2 5	2	1	9	8	1	0	0	8	
20	Spencer Johnson	G 20:50	1-6	1-3	0-0	1 1 2	2	2	3	2	2	1	0	6	
21	Trevin Knell	G 22:11	7-10	3-5	0-0	2 3 5	4	1	17	2	1	1	0	12	
30	Dallin Hall	G 26:09	3-5	1-2	0-0	0 0 0	4	1	7	6	0	1	0	0	
2	Jaxson Robison	27:45	5-14	0-4	0-1	2 3 5	1	0	10	2	1	4	0	-22	
4	Atki Aly Akli	18:02	7-10	0-0	0-0	3 5 8	0	0	14	0	0	1	1	20	
1	Trey Stewart	09:59	1-2	1-2	1-2	0 5 5	0	1	4	1	0	0	0	-20	
15	Richie Saunders	14:50	4-6	1-3	0-0	1 2 4	3	1	9	3	0	0	0	20	
25	Dawson Baker	10:40	2-4	0-0	0-0	1 1 2	0	0	4	2	1	1	0	-19	
12	Townsend Triple	03:04	0-0	0-0	0-0	0 2 2	0	0	0	0	0	0	0	-2	
24	Tanner Hayhurst	01:13	0-0	0-0	0-0	0 0 0	0	0	0	0	0	0	0	0	
51	Jared McGregor	01:13	0-0	0-0	0-0	0 0 0	0	0	0	0	0	0	0	0	
Team						4	1	5	0	0	0	0	0	0	
Totals			39-73	14-32	2-4	15	31	46	17	9	94	27	9	3	1

Shooting By Period

1 st FG%	18-36	50.0%
3PT%	7-18	38.9%
FT%	1-2	50.0%
2 nd FG%	21-37	56.8%
3PT%	7-14	50.0%
FT%	1-2	50.0%
GM FG%	39-73	53.4%
3PT%	14-32	43.8%
FT%	2-4	50.0%

Dead Ball Rebounds: 1.0

	WYO	BYU
Biggest lead	1 (1 st 15:12)	31 (2 nd 6:55)
Best Scoring Run	5 (1 st 15:12)	18 (1 st 9:03)
Lead Changes	2	0
Times Tied	0	4
Time with Lead	00:28	38:06

Points from

	WYO	BYU
Paint	12	16
Second Chance	11	22
Fast Breaks	4	17
Bench	7	41

Period by Period Scoring

	1st	2nd	TOT
WYO	33	35	68
BYU	44	50	94

Game 14: Wyoming 75 San Jose State 73



Official Basketball Box Score - Final
San Jose St. at Wyoming
 01/02/24 Arena-Auditorium, Laramie, Wyo.
 2023-24 Men's Basketball

Game Time: 6:30 PM
 Game Duration: 1:44
 Attendance: 3,388

San Jose St. - 73 Record: 7-7 (0-1)

NO.	Name	Min	FG	3P	FT	Rebounds	Fouls	TP	AS	TO	ST	Blocks	+	-
			M.A.	M.A.	M.A.	OR DR TOT	PF	FD				BS	BA	
5	Tibet Gorener	F 32:58	5-9	3-5	3-4	2 4 6	1	4	16	0	3	1	1	0
15	Trey Anderson	F 32:07	3-6	1-3	3-4	0 5 5	1	2	10	0	3	0	0	-6
4	Adrae Dionge	C 17:47	1-4	0-0	0-0	1 0 1	1	0	2	0	0	0	4	2
0	Myron Arney Jr.	G 26:48	2-8	2-6	0-0	0 4 4	3	0	6	2	1	0	0	-13
13	Alvaro Cardenas	G 38:42	8-13	4-5	1-2	7 9 1	3	21	4	0	1	0	0	1
6	Latrell Davis	11:33	0-3	0-2	0-0	1 1 1	0	0	1	1	0	0	0	-2
21	Diogo Seixas	13:59	3-5	1-3	0-0	1 2 3	4	0	7	1	2	0	0	2
23	Diogo Seixas	04:54	1-1	1-1	0-0	0 0 0	0	0	3	0	0	0	0	-4
1	Garret Anderson	14:26	2-8	0-5	2-2	0 3 3	0	1	6	0	0	0	0	-1
2	Rickey Mitchell Jr.	06:46	1-2	0-1	0-0	2 1 3	2	0	2	1	0	0	0	-7
Team						2	2	2	0	0	0	0	0	0
Totals			26-59	12-31	9-12	10	27	37	17	10	73	9	11	2

Shooting By Period

1 st FG%	18-35	51.4%
3PT%	9-18	50.0%
FT%	2-2	100%
2 nd FG%	8-24	33.3%
3PT%	3-13	23.1%
FT%	7-10	70%
GM FG%	26-59	44.1%
3PT%	9-31	29.0%

Dead Ball Rebounds: 0.0

Wyoming - 75 Record: 8-6 (1-0)

NO.	Name	Min	FG	3P	FT	Rebounds	Fouls	TP	AS	TO	ST	Blocks	+	-
			M.A.	M.A.	M.A.	OR DR TOT	PF	FD				BS	BA	
33	Mason Walters	F 35:41	2-5	0-1	4-4	0 5 5	1	3	8	3	1	2	0	6
44	Caden Powell	F 15:01	2-6	0-0	4-4	1 1 2	4	2	8	1	1	1	1	-6
1	Brendan Wenzel	G 34:30	1-6	0-3	0-0	1 3 4	3	1	2	0	1	0	0	15
3	Sam Griffin	G 36:15	10-20	2-5	1-2	0 6 6	0	1	23	2	2	1	0	2
13	Akuel Kot	G 33:19	4-8	2-3	4-5	1 3 4	1	5	14	2	0	1	0	3
15	Oleg Kojenets	19:25	5-12	0-0	8-8	2 3 5	1	4	18	0	1	0	0	2
2	Kobe Newton	22:58	0-0	0-0	2-2	0 3 3	0	1	2	0	0	0	0	-1
5	Cam Manyawu	02:51	0-0	0-0	0-0	0 0 0	0	0	0	0	0	0	0	-5
Team						2	2	4	0	0	0	0	0	0
Totals			24-57	4-12	23-25	7	26	33	10	17	75	10	5	6

Shooting By Period

1 st FG%	8-27	29.6%
3PT%	1-5	20.0%
FT%	18-19	94.7%
2 nd FG%	16-30	53.3%
3PT%	3-7	42.9%
FT%	5-6	83.3%
GM FG%	24-57	42.1%
3PT%	4-12	33.3%
FT%	23-25	92.0%

Dead Ball Rebounds: 1.0

	SJS	WYO
Biggest lead	17 (1 st 3:54)	2 (2 nd 4:24)
Best Scoring Run	12 (1 st 7:01)	6 (1 st 16:08)
Lead Changes	3	0
Times Tied	5	0
Time with Lead	34:12	00:40

Points from

	SJS	WYO
Paint	4	8
Second Chance	12	7
Fast Breaks	0	6
Bench	18	20

Period by Period Scoring

	1st	2nd	TOT
SJS	47	26	73
WYO	35	40	75

Game 15: Wyoming 60 RV/RV New Mexico 77



Official Basketball Box Score - Final
Wyoming at New Mexico
 01/06/24 The Pit, Albuquerque, NM
 2023-24 Men's Basketball

Game Time: 8:00 PM
 Game Duration: 2:00
 Attendance: 12,611

Wyoming - 60 Record: 8-7 (1-1)

NO.	Name	Min	FG	3P	FT	Rebounds	Fouls	TP	AS	TO	ST	Blocks	+	-
			M.A.	M.A.	M.A.	OR DR TOT	PF	FD				BS	BA	
33	Mason Walters	F 24:00	4-10	1-3	1-3	1 4 5	3	4	10	3	3	0	0	1
44	Caden Powell	F 19:34	3-3	0-0	0-0	1 4 5	5	1	6	0	2	0	0	-1
1	Brendan Wenzel	G 40:00	1-6	0-2	3-4	2 4 6	2	3	5	2	3	1	0	-17
3	Sam Griffin	G 38:36	5-16	1-9	7-7	1 5 6	1	5	18	3	6	1	0	-16
13	Akuel Kot	G 31:38	2-7	1-4	0-0	0 2 2	1	2	5	1	5	0	1	-7
5	Cam Manyawu	23:36	4-5	0-0	3-5	4 5 9	3	4	11	0	2	1	1	-23
15	Oleg Kojenets	07:12	1-1	0-0	0-0	1 0 1	0	0	2	0	2	0	0	-5
2	Kobe Newton	15:24	1-3	1-3	0-0	0 0 0	2	0	3	0	0	0		

Wyoming Cowboys

Game 17: Wyoming 68 Fresno State 67



Official Basketball Box Score - Final
Fresno St. at Wyoming
 01/13/24 Arena Auditorium, Laramie, Wyo.
 2023-24 Men's Basketball

Game Time: 2:00 PM
 Game Duration: 1:58
 Attendance: 3,763

Officials: David Hall, Eric Curry, Brad Ferrie

Fresno St. - 67

Record: 7-9 (0-3)

NO.	Name	Min	FG		3P		FT		Rebounds		Fouls		TP	AS	TO	ST	Blocks		+/-		
			M	A	M	A	M	A	M	A	OR	DR					PF	FD		BS	BA
35	Eduardo Andre	F 22:06	2-4	0-0	0-0	1-1	2-2	3-1	4-1	1-1	1-1	1-1	1-1	1-1	1-1	1-1	1-1	1-1	1-1	-7	
13	Enoch Boskye	C 24:32	3-4	0-0	1-3	3-3	6-4	5-7	0-3	0-2	0-0	9-9								9	
3	Isaiah Hill	G 27:22	4-11	1-5	0-0	0-5	5-1	0-9	2-2	0-0	0-0	-12								-12	
21	Isaiah Pope	G 34:43	6-12	3-4	0-1	1-6	7-2	2-2	15-3	1-2	0-0	1-1	2-0	1-1	1-1	1-1	1-1	1-1	1-1	-1	
53	Xavier DuSell	G 27:48	3-6	3-6	1-2	0-2	2-3	2-2	10-0	0-0	1-0	0-10								10	
23	Leo Colimero	G 27:09	2-6	0-2	2-3	4-1	5-3	3-6	1-0	0-0	1-0	0-13								-13	
0	Donavan Yap Jr.	24:22	5-10	2-5	0-1	0-2	2-2	1-2	3-1	1-1	0-0	0-0								0	
5	Jalen Weaver	11:58	2-7	0-3	0-0	1-1	2-1	1-4	0-1	1-1	0-1	9								9	
Team						0-0			0-0		0-0										
Totals			27-60	9-25	4-10	10-21	31-19	15-67	10-10	9-6	4-3	1-1	Technical Fouls: NONE								

Shooting By Period	
1 st FG%	14-30 46.7%
3PT%	3-12 25.0%
FT%	4-8 50%
2 nd FG%	13-30 43.3%
3PT%	6-13 46.2%
FT%	0-2 0%
GM FG%	27-60 45.0%
3PT%	9-25 36.0%
FT%	4-10 40.0%
Dead Ball Rebounds: 2, 0	

Wyoming - 68

Record: 9-8 (3-2)

NO.	Name	Min	FG		3P		FT		Rebounds		Fouls		TP	AS	TO	ST	Blocks		+/-	
			M	A	M	A	M	A	M	A	OR	DR					PF	FD		BS
33	Mason Walters	F 31:03	1-6	0-2	5-6	2-2	4-4	7-3	0-0	0-1	0-1	0-1	0-1	0-1	0-1	0-1	0-1	0-1	0-1	0
44	Caden Powell	F 14:59	0-2	0-0	2-2	3-4	7-2	1-2	2-1	0-1	0-1	1-4								4
1	Brendan Wenzel	G 36:21	6-12	3-5	2-2	1-7	8-1	4-17	0-0	2-1	1-0	0								0
3	Sam Griffin	G 38:06	6-17	3-8	1-4	2-1	3-1	3-16	4-0	0-0	0-1	0								0
13	Akuel Kot	G 33:53	5-8	2-4	0-0	0-4	4-2	4-12	2-5	1-0	0-0	10								10
2	Kobe Newton	09:35	1-1	1-1	0-0	0-2	2-1	1-3	0-0	0-0	0-0	4								-4
15	Oleg Kojenets	10:10	2-3	0-0	1-2	1-0	1-1	5-0	4-0	0-0	0-8									-8
5	Cam Manyawu	23:48	3-4	0-0	1-1	2-4	6-3	1-6	2-1	0-0	0-5									5
11	Kael Combs	02:05	0-1	0-0	0-0	0-1	1-0	0-0	0-0	0-0	1-3									-3
Team						1-2			3-3		0-1									
Totals			24-54	9-20	11-17	12-27	39-15	19-68	13-12	3-3	4-1	Technical Fouls: NONE								

Shooting By Period	
1 st FG%	9-25 36.0%
3PT%	3-9 33.3%
FT%	7-11 63.6%
2 nd FG%	15-29 51.7%
3PT%	6-11 54.5%
FT%	4-6 66.7%
GM FG%	24-54 44.4%
3PT%	9-20 45.0%
FT%	11-17 64.7%
Dead Ball Rebounds: 3, 0	

	FSU	WYO
Biggest lead	12 (2 nd 10:47)	4 (2 nd 2:14)
Best Scoring Run	8 (1 st 9:49)	10 (2 nd 7:10)
Lead Changes	7	2
Times Tied	2	0
Time with Lead	32:38	04:37

Points from	FSU	WYO
Turnovers	20	5
Paint	34	25
Second Chance	12	15
Fast Breaks	7	5
Bench	22	14

Period by Period Scoring	1st	2nd	TOT
FSU	35	32	67
WYO	28	40	68

Game 18: Wyoming 98 Nevada 93



Official Basketball Box Score - Final
Nevada at Wyoming
 01/20/24 Arena Auditorium, Laramie, Wyo.
 2023-24 Men's Basketball

Game Time: 5:30 PM
 Game Duration: 2:09
 Attendance: 4,136

Officials: Randy Richardson, Lewis Garrison, Ray Ams

Nevada - 93

Record: 15-4 (2-3)

NO.	Name	Min	FG		3P		FT		Rebounds		Fouls		TP	AS	TO	ST	Blocks		+/-	
			M	A	M	A	M	A	M	A	OR	DR					PF	FD		BS
4	Tre Coleman	F 34:57	8-14	4-8	3-3	2-3	5-1	3-23	4-4	4-4	1-0	-7								-7
11	Nick Davidson	F 27:59	7-12	2-4	3-6	2-3	5-4	5-19	0-0	2-1	1-11									11
42	K.J. Hymes	F 09:22	3-4	0-0	1-3	3-3	6-5	4-7	0-1	0-2	1-1	-1								-1
2	Jarod Lucas	G 34:08	7-13	3-5	3-4	0-0	0-1	3-20	0-0	1-0	0-0	0								0
13	Kenan Blackshear	G 37:00	3-12	1-4	2-5	1-2	3-3	4-9	8-2	1-0	0-0	-3								-3
20	Daniel Foster	16:23	1-3	0-2	0-0	2-3	5-1	2-3	1-0	1-0	0-0	0								0
23	Jazz Gardner	04:20	0-0	0-0	0-0	1-0	1-1	0-0	0-0	0-0	0-0	-6								-6
0	Hunter McIntosh	09:48	0-1	0-1	0-0	0-0	1-1	3-0	0-0	1-0	0-0	-1								-1
3	Tyler Polson	11:51	2-5	1-3	0-0	1-0	1-3	0-5	2-0	1-0	0-0	-10								-10
33	Tylan Pope	11:19	4-5	0-1	0-1	2-1	3-1	1-8	0-0	1-1	0-6									-6
12	Jeriah Coleman	02:54	0-0	0-0	0-0	1-0	1-0	0-0	0-0	0-0	0-0	-2								-2
Team						2-1			3-0		0-0									
Totals			35-69	11-26	12-22	17-17	34-27	21-93	18-8	7-2	5-5	Technical Fouls: NONE								

Shooting By Period	
1 st FG%	15-37 40.5%
3PT%	5-17 29.4%
FT%	2-5 40%
2 nd FG%	20-32 62.5%
3PT%	6-11 54.5%
FT%	10-17 58.8%
GM FG%	35-69 50.7%
3PT%	11-28 39.3%
FT%	12-22 54.5%
Dead Ball Rebounds: 1, 0	

Wyoming - 98

Record: 10-8 (3-2)

NO.	Name	Min	FG		3P		FT		Rebounds		Fouls		TP	AS	TO	ST	Blocks		+/-	
			M	A	M	A	M	A	M	A	OR	DR					PF	FD		BS
33	Mason Walters	F 30:03	2-3	0-0	7-10	3-5	8-2	6-11	1-3	1-0	0-0	-3								-3
44	Caden Powell	F 18:38	2-5	0-0	1-2	1-0	1-5	3-2	0-0	2-1	5									5
1	Brendan Wenzel	G 39:36	5-8	3-5	6-7	1-6	7-4	4-19	4-0	1-0	1-6									6
3	Sam Griffin	G 38:00	6-13	4-9	6-6	0-6	6-0	3-26	7-1	0-0	8									8
13	Akuel Kot	G 36:03	7-11	5-8	1-2	0-1	1-2	1-20	3-3	1-0	1-8									8
15	Oleg Kojenets	10:23	3-5	0-0	0-0	1-1	2-2	6-0	1-1	0-1	7									7
5	Cam Manyawu	15:17	1-4	0-0	4-7	0-4	4-5	7-6	0-2	1-0	2-2									2
11	Kael Combs	12:00	2-3	1-1	0-1	2-2	4-1	5-0	1-1	0-1	8									-8
Team						1-1			2-0		0-0									
Totals			30-52	13-23	25-35	9-26	35-27	98-17	11-6	2-7	5-5	Technical Fouls: NONE								

Shooting By Period	
1 st FG%	15-26 57.7%
3PT%	5-11 45.5%
FT%	9-14 64.3%
2 nd FG%	15-26 57.7%
3PT%	8-12 66.7%
FT%	16-21 76.2%
GM FG%	30-52 57.7%
3PT%	13-23 56.5%
FT%	25-35 71.4%
Dead Ball Rebounds: 6, 0	

	UNR	WYO
Biggest lead	10 (1 st 15:45)	15 (2 nd 8:10)
Best Scoring Run	8 (1 st 15:45)	7 (1 st 2:54)
Lead Changes	3	0
Times Tied	2	0
Time with Lead	13:15	25:12

Points from	UNR	WYO
Turnovers	14	10
Paint	40	30
Second Chance	18	11
Fast Breaks	8	6
Bench	15	17

Period by Period Scoring	1st	2nd	TOT
UNR	37	56	93
WYO	44	54	98

Game 19: Wyoming at San Diego State

Game 20: Wyoming vs. Colorado State