

AZTEC BASKETBALL

2006 NCAA TOURNAMENT, MWC REGULAR SEASON CHAMPS, MWC TOURNAMENT CHAMPS

GAME NO. 33



San Diego St. (22-10/10-6)
at **Syracuse (23-10/10-6)**

NIT - Second Round
Monday, March 19, 2007
7:05 p.m. EDT (tip)
Carrier Dome (33,633)
Syracuse, N.Y.

▶ TELEVISION

ESPNU. Dave Ryan (play-by-play), Jack Armstrong (analysis) and Chris Day (producer).
Channel Listings: DirecTV channel 609, Dish Network channel 148 and the game will be simulcast on Cox Cable Channel 4 San Diego.
Satellite Information: To be announced.

▶ RADIO

XX Sports Radio 1090-AM and 105.7-FM. Ted Leitner (play-by-play) will call the action. Pregame coverage begins 30 minutes prior to tip-off with Jack Cronin serving as host.

▶ WEB

Live audio and real-time statistics are available on SDSU's official athletic department web site at goaztecs.com.

Aztecs Look for Second Straight Postseason Road Win; Travel Cross-Country to Face Syracuse on Mon.

San Diego State (22-10; 10-6 Mountain West Conference), one of only 28 teams still alive in the 2007 postseason (NCAA and NIT tournaments combined) when it takes the floor on Monday night, looks to pull its second road upset of the postseason when the Aztecs face Syracuse (23-10; 10-6 Big East Conference) on Monday night.

Tip time at the Carrier Dome for the second round MasterCard NIT game is set for 7:05 p.m. EDT (4:05 p.m. PDT) and the contest will be televised by ESPNU (also carried by Cox Cable Channel 4 San Diego). The contest can be heard up and down the West Coast on XX Sports Radio (1090-AM and 105.7-FM in San Diego).

The Aztecs, the sixth-seeded team in the South Region, were one of just three road teams to pull a first round upset when SDSU defeated Missouri State, 74-70, on Wednesday night in Springfield, Mo.

Senior guard Brandon Heath used a crossover move to free himself of a defender and hit a 22-foot jumper with 5.3 seconds remaining to break a 70-all tie and lift the Aztecs to victory. It marked the eighth time in his career that the senior has hit a shot in the final 1:45 of a game to give SDSU a lead it did not relinquish or hit a shot to force overtime. Heath ended the contest with a game-high 26 points on 11-of-21 shooting and connected on four three-point field goals. The senior has now scored in double figures in 57 consecutive games and he posted his 54th career game with 20 or more points on Wednesday.

Senior forward Mohamed Abukar scored 13 points after intermission and ended the game with 15 points and six rebounds. Junior forward Jerome Habel recorded his second career double-double with 11 points and a game-high 10 rebounds, while sophomore point guard Richie Williams continued his stellar play with six points, six rebounds, five assists and four steals.

The victory was SDSU's second postseason win in 37 seasons at the Division I level and marked the first time the Aztecs won a postseason game outside of San Diego (road or neutral game) since winning a second round NCAA Division II tournament game at Regis (Colo.) College on March 9, 1957. The Aztecs went 50 years and six days between postseason victories outside of "America's Finest City".

Although the two programs have not shared the same history, Wednesday will feature two of the 12 active coaches with a NCAA Championship to their credit in Steve Fisher and Jim Boeheim. The two coaches, who have never squared off as head coaches against one another, each have three Final Four appearances, to rank seventh among active coaches. All three of Fisher's Final Four appearances resulted in trips to the title game. In addition, Fisher, who is one of just 10 coaches all time to claim both an NCAA and postseason NIT championship, owns a 27-10 postseason record (NCAA and postseason NIT) and a 7-2 mark in NIT games.

San Diego State is looking to win a second postseason game in the same season for the first time since 1967 when the Aztecs advanced to the Division II quarterfinal game.

▶ POSTSEASON PLAY

Below is a look at San Diego State's Division I postseason history. This marks the eighth postseason appearance since the Aztecs' first season at the Division I level in 1970-71. SDSU has made the postseason in four of the past six seasons.

Year	Event	Coach	Record
1975	NCAA	Tim Vezie	0-1
1976	NCAA	Tim Vezie	0-1
1982	NIT	Smokey Gaines	0-1
1985	NCAA	Smokey Gaines	0-1
2002	NCAA	Steve Fisher	0-1
2003	NIT	Steve Fisher	1-1
2006	NCAA	Steve Fisher	0-1
2007	NIT	Steve Fisher	1-0

INSIDE...

Postseason History	Page 16
Broadcast Flip Card	20
Updated Bios	22
Statistics	57

■ With an NCAA and NIT championship under his belt, there aren't many coaches in America with more experience than Steve Fisher.

▷ *Experience Counts, page 4*

■ Two of the most distinguished college coaches meet for the first time on Monday night in Syracuse.

▷ *Two of the Top Coaches...*, Page 5

■ San Diego State is making its eighth postseason appearance and looking for its third postseason victory in school history.

▷ *Aztecs Looking for Third Postseason Victory, page 6*

■ For the eighth consecutive time, Steve Fisher has guided a team to the postseason that returned four starters from the year before.

▷ *Four Starters Returning for Fisher Equals Postseason, page 7*

■ Four Aztecs earned postseason all-Mountain West Conference honors the league announced on March 12.

▷ *Four Aztecs Named to All-MWC Team, page 7*

AZTECS AT-A-GLANCE (22-10 OVERALL/10-6 MOUNTAIN WEST)

No.	Name (Career G/GS)	Pos.	Ht.	Wt.	Cl.	PPG	RPG	Misc.	Note	▶ - Probable Starters
1	▶ Brandon Heath (124/119)	G	6-4	203	Sr.	19.4	4.0	3.5 apg	57 str. gms. w/10+ pts.; 2,174 career points; 22.7 ppg last 7 gms.	
2	Jer'Vaughn Johnson (30/1)	F	6-6	254	Fr.	2.5	1.9	59.2 FG%	15 rebs. in last 61 mins. on court; 1 TO in last 68 mins.; 5 5+ reb. gms.	
3	▶ Richie Williams (65/63)	G	5-9	162	So.	7.1	3.9	4.7 apg	MWC ranks: 2nd in stls. and asts.; 37-of-79 3FGs; SDSU 15-3 when 5+ asts.	
4	▶ Jerome Habel (28/21)	F	6-10	200	Jr.	11.0	6.4	60.6 FG%	50+ FG pct. in 11 of last 12 gms.; 13 games with multiple blk. shots	
5	Jon Pastorek (22/0)	F	6-8	209	Fr.	1.5	0.8	0.3 apg	Played 10+ min. in 7 gms.; 13 points vs. UCSD; 4 TO in last 101 mins.	
10	Brandon Martin (9/0)	G	6-1	175	Fr.	0.2	0.6	0.2 apg	Walk-on that has played in nine games; 20 minutes with one TO	
21	Matt Thomas (59/18)	G	6-4	213	Jr.	1.5	1.5	2.0 apg	Missed nine straight gms.; Started at BYU; Team-high 4 asts. at BYU	
30	Chris Lamb (27/4)	C	6-10	245	So.	1.4	0.9	59.1 FG%	Four starts this season; Scored 29 pts. this season after scoring four last year	
31	▶ Lorenzo Wade (67/23)	F	6-6	228	So.	10.3	5.2	2.6 apg	18 games w/10+ pts.; Last 16 gms.: 6.1 rpg, 3.6 apg, 2.2 spg, 1.3 bpg	
32	David Velasquez (3/0)	G	5-11	175	Sr.	0.0	0.0	3 mins.	Fifth-year student manager who dressed the last 12 games	
33	Kyle Spain (58/43)	F	6-5	229	So.	6.5	4.5	1.1 spg	CH 22 pts. (7-9 FGs) and 5 rebs. vs. CSU; SDSU 16-2 when he scores 10+	
34	▶ Mohamed Abukar (91/52)	F	6-10	229	Sr.	15.8	5.8	1.5 apg	SDSU is 33-11 when scores 10+; 83.9 FT pct.; SDSU 11-3 when FG pct. ≥ 50%	

Head Coach: Steve Fisher (Illinois State, 1967) • 311-198 (16th full season overall) • 127-116 (eighth season at SDSU)

Assistant Head Coach: Brian Dutcher (Minnesota, 1982) **Assistant Coaches:** Gregg Gottlieb (UCLA, 1995), Justin Hutson (CS Bakersfield, 1994)

Director of Operations: Mark Fisher (Michigan, 2001) **Director of Player Development:** Matt Soria (San Diego State, 2002)

Athletic Trainer: Mark Haines (Metropolitan State College, 1987)

Media Information

► SDSU BASKETBALL CONTACTS

Mike May,
Assistant AD/MRD
Office (619) 594-5547
Cell (619) 957-8372
Home (619) 644-1767
Fax (619) 582-6541
E-Mail mmay@mail.sdsu.edu
Web goaztecs.com

Darin Wong,
Assistant Media Relations Director
Office (619) 594-5547
E-Mail dwong@mail.sdsu.edu

► WEEKLY PRESS CONFERENCES

For the seventh consecutive season, Steve Fisher will conduct a weekly news conference, followed by selected players.

Food courtesy Da Kine's will be provided prior to the news conference.

The next news conference is scheduled for TBA at Cox Arena on the Mezzanine Level. Contact the media relations office for specific times.

► MWC TELECONFERENCE

SDSU coach Steve Fisher will take part in the MWC weekly conference call every Monday beginning in January. The conference call begins at 9 a.m. PT, with Fisher going at 9:02-9:12 a.m. PT.

► GOAZTECS.COM

The official website of SDSU athletics, goaztecs.com, includes pregame notes, game and season statistics, postgame notes and quotes and quotes from weekly news conferences. The website is updated daily.

► AZTEC SPORTS WEEKLY

Once again this season, SDSU is teaming up with Channel 4 San Diego to produce Aztec Sports Weekly.

The 30-minute sports magazine show highlights the week in San Diego State athletics. Each week head coach Steve Fisher and a men's basketball player will review the previous week's action and look ahead to upcoming games.

Storylines and Tidbits

► At 22-10, the 2006-07 San Diego State squad is the third to reach the 20-victory plateau under Steve Fisher. It is the fifth 20-win campaign of the Division I era and the 12th in the 86-year history of the program. Fisher has guided SDSU to three 20-win seasons in the last six years after the Aztecs had no 20-win campaigns in the previous 16 seasons and just two 20-win seasons in the previous 33 seasons. The 22 victories this season are the third highest total of the Division I era and are two wins shy of the school-record of 24 victories, a total SDSU reached last season. *One of the Best Records Ever, Page 9*

► Since RPI data is available dating back to the 1993-94 campaign (the past 14 seasons), San Diego State's victories over Air Force, UNLV, Brigham Young and Missouri State are four of the seven highest rated RPI teams the Aztecs have defeated. *Best Wins in School History?, Page 9*

► One common theme for the Aztecs during their hot stretch has been their stellar defensive effort. San Diego State has held 10 of its last 14 opponents to 41 percent or less from the field (Wyoming shot 50.9 percent from the field, BYU connected on 44.8 percent, Utah was successful on 55.8 percent of its attempts and Colorado State shot 50.9 percent from the floor). In the last 14 games, SDSU opponents have shot 328-791 from the field (41.5 percent). In 10 of those 14 games, SDSU outshot its opponent, which is typically a good indication of what the outcome will be. The Aztecs are 18-3 this season and 100-26 under Steve Fisher when owning a better field goal percentage than its opponent. SDSU has held 15 of the last 16 opponents to less than 40 percent shooting from three-point distance and has held a turnover margin advantage in 11 of the last 15 contests. *Bringing Back the D, Page 9*

► San Diego State has been a terror forcing turnovers this season, with three of the top four Mountain West Conference leaders in steals this season. Richie Williams has 66 steals, while Brandon Heath has 62 and Lorenzo Wade is five behind Williams with 61. All three players will end the season ranked among the top 10 on the SDSU single-season charts. A high steal count has been a positive for SDSU as the Aztecs are 12-3 this season when recording at least nine steals in a game and 6-0 when owning at least 12 steals.

► The Aztecs went 10-6 in Mountain West Conference play and posted their third and fourth consecutive league rotation with a .500 or better record when they opened MWC play at 4-4 and went 6-2 in the back half. In the two previous seasons in the MWC era that SDSU has advanced to the NCAA Tournament (2002 and 2006), the Aztecs posted impressive conference records in the second half of the season. In the second rotation of league play, the Aztecs went 5-2 in 2002 and 6-2 in 2006, marking the only time in seven previous MWC seasons that SDSU finished with an above .500 record in the second rotation of league play prior to this year. *Second Half Success, Page 9*

► The Aztecs went 14-2 at home this season and are 27-4 at Cox Arena since the beginning of the 2004-05 season. San Diego State has won 25 consecutive home games when leading by at least 10 points at any time during the game. The Aztecs also broke the school record for both average home attendance (7,821) and total home attendance (125,135). The previous record was set in the 2002-03 season with a 7,172 average.

► San Diego State has put together one of the more remarkable streaks in school history. The Aztecs have won 22 of their last 32 (22-10), 28 of their last 39 (28-11) and 38 of their last 51 (38-13) games dating back to Jan. 11, 2006.

► In late December, **Steve Fisher** recorded his 300th career victory as San Diego State defeated Lafayette at Cox Arena. Although Fisher is certainly linked to guiding Michigan to its only national basketball championship in 1989 and to leading the Wolverines to two more Final Four appearances (1992 and 1993), he has done a remarkable job of breathing life into the once dormant Aztec basketball program.

Now in his 16th full season as a head coach, Fisher owns a 311-198 career record, with 127 victories coming as the head coach of the Aztecs. He is the third winningest coach in SDSU history, trailing only George Ziegenfuss (1948-69) and Morris Gross (1929-42).

San Diego State won 143 games over the 14 seasons prior to Fisher's arrival (10.1 wins per year) and had 77 wins in the eight years (9.6 wins per year) before he stepped foot on campus. But Fisher has worked his magic, leading SDSU to postseason play four times in the last six seasons (after SDSU had advanced to postseason play just four times in its previous 32 Division I seasons). Last season, the Aztecs won a Division I school-record 24 games and were one of just three teams from top nine RPI conferences to claim an outright regular-season title and conference tournament championship (UCLA and Duke were the others).

Below are a few of the many milestones Fisher has compiled as a head coach.



► THE SERIES

Monday's meeting is the first in the history of both schools... The second-round NIT game will feature a pair of coaches who have won NCAA Tournament titles... Steve Fisher won the crown in 1989 and Jim Boeheim won it in 2003... Fisher will also be coaching against the Orange for the first time in his 16 years as a head coach... Against Big East Conference members, Fisher owns a 10-4 record... One of Fisher's biggest coaching wins came against a member of the Big East Conference... Fisher's Michigan squad defeated Seton Hall, 81-80 in overtime, in the 1989 NCAA National Championship game... On the flip side, the Aztecs are 0-11 against current members of the 16-team league... Only twice has Fisher coached against a Big East school as head coach of the Aztecs.

► SAN DIEGO STATE

Record; MWC: 22-10; 10-6 MWC
Last Game: at Missouri State (W, 74-70)
Streak; Last 5: W, 1; 3-2
RPI/Sagarin Rating: 66/66
Head Coach: Steve Fisher
Career Record: 311-198 (16th full)
SDSU Record: 127-116 (8th)
vs. Syracuse: 0-0

► SYRACUSE

Record; Big East: 23-10; 10-6 MWC
Last Game: vs. South Alabama (W, 79-73)
Streak; Last 5: W, 1; 3-2
RPI/Sagarin Rating: 50/52
Head Coach: Jim Boeheim
Career Record: 749-263 (31st)
SU Record: 749-263 (31st)
vs. San Diego State: 0-0

All numbers as of Thursday, March 15.

► THE DIFFERENCE

San Diego State's recent run of good play can be traced to its solid effort on the defensive end of the court. The Aztecs have held 10 of their last 14 opponents to 42 percent field goal shooting or less. Below is a look at some of the key components in SDSU's recent run.

MWC Statistics	Previous 6	Last 12
Record	2-4	9-3
Double-Digit Wins	0	5
Gms. Lost when Up in Final Min.	2	0
PPG	64.8	70.8
Opp. PPG	69.0	64.6
Scoring Margin	-4.2	+6.2
Opp. Field Goal Pct.	44.7	42.1
Opp. 3-Point Field Goal Pct.	36.2	31.7
Turnovers/Game	14.0	13.3
TO Margin	-0.67	+3.33
Blocks+Steals/Game	10.50	14.17

► THE FISHER FACTOR

Below is a look at what San Diego State did just prior to Steve Fisher's arrival and since the national championship coach took over on The Mesa.

Category	14 Seasons		Fisher Era
	Prior	1999-current	
Record	142-258	127-116	
Win Pct.	35.5	52.3	
NCAA Tournaments	0	2	
Postseason NIT	0	2	
Conf. Champions*	0	3	
.500 or Better Seasons	1	5	

* - includes regular season and conference tournaments.

SCHEDULE/RESULTS (22-10 OVERALL/10-6 MOUNTAIN WEST)

Date	Opponent (Television)	Time/Result	Note	Record	RPI	Sagarin
Shamrock Invitational (Moraga, Calif.)						
N.10	vs. Murray State	W, 87-84	▶ Heath hits game-winning shot near mid-court as time expires	16-14	181	204
N.11	at Saint Mary's	W, 74-73	▶ Aztecs knot series at 3-3, Abukar leads all scorers with 21 points	17-15	154	123
N.12	vs. Seattle Pacific	W, 76-73	▶ SDSU has four scorers in double figures; Abukar records first double-double (22 pts., 10 rebs.)	---	---	---
N.15	UC SAN DIEGO (The mtn.)	W, 84-48	▶ SDSU never trails; Aztecs remain unbeaten vs. UCSD, improve to 8-0 all-time	---	---	---
N.18	CALIFORNIA (Versus)	W, 86-79	▶ Habel: 23 pts., 7 rebs., 3 blks.; Snaps 7-game losing streak vs. Pac-10	16-17	80	80
N.21	UC RIVERSIDE	W, 79-45	▶ Spain scores 18 (6-6 FGs); Largest margin vs. DI opponent since 1987	7-24	316	305
N.25	at UC Santa Barbara	W, 76-72	▶ Heath scores SH 29 points, including 23 after half; rally from 8 pt. second half deficit	18-11	152	148
N.29	SAN DIEGO (Ch. 4 San Diego)	W, 79-76	▶ Abukar scores TH 22; Heath 6-for-6 from FT line in final 4 min to seal the win	18-14	180	141
D.2	at Western Michigan	L, 73-84	▶ Aztecs shoot season-low 44.1 percent from the field; Abukar scores 17 in defeat	16-16	150	136
San Diego SLAM (Cox Arena; San Diego, Calif.)						
D.9	Oklahoma St. vs. Ball St. (Ch. 4 San Diego)	OSU, 75-56	▶ SDSU will face Pac-10 team in event for 3rd straight year (Cal in '04, WSU in '05)			
D.9	(14/15) ARIZONA (Ch. 4 San Diego)	L, 48-69	▶ Big 12 Conference vs. Mid-American Conference in opener	20-10	14	12
D.12	CAMPBELL	W, 119-82	▶ Heath scores 14 points in front of fourth sellout in Cox Arena history (12,414)	14-17	273	279
D.16	LOYOLA MARYMOUNT (The mtn.)	W, 74-63	▶ Aztecs score 119 points, fourth most in school history, Wade CH 21, Johnson CH 17	13-18	187	181
D.21	at Washington State (FSN Northwest)	L, 54-64	▶ Heath becomes MWC's all-time scoring leader, finishes with 25 points	26-7	25	23
D.30	LAFAYETTE (The mtn.)	W, 78-68	▶ Heath scores game-high 20 points in 40 minutes of action	9-21	284	296
J.3	*WYOMING (Ch. 4 San Diego)	L, 65-66	▶ Abukar ties career high with 26 points, Heath - 20 pts., Wade - 11 pts., CH 4 blocks	17-15	122	114
J.6	*at Brigham Young (Versus)	L, 58-80	▶ Heath passes Michael Cage to become SDSU's all-time leading scorer	25-8	18	44
J.13	*COLORADO STATE (CSTV)	W, 81-76	▶ Aztecs shoot 40 percent from field, drop second straight MWC game	17-13	106	107
J.17	*NEW MEXICO (The mtn.)	W, 73-68	▶ Spain scores career-high 22 points; Wade 13 points, career-best nine rebounds	15-17	166	135
J.20	*at (13/11) Air Force (Versus)	L, 51-56	▶ Wade records first career double-double with 13 points, 12 rebounds	24-8	30	42
J.23	*at UNLV (Versus)	L, 61-68	▶ SDSU commits season-low 9 turnovers, can't overcome 15.0 percent 3FG shooting	28-6	10	29
J.27	*UTAH (CSTV)	W, 63-53	▶ Wade gets second career double-double w/11 points, 11 rebounds; Heath: 20 points	11-19	132	142
J.31	*at TCU (The mtn.)	W, 76-71	▶ Four players score in double figures; SDSU overcomes 11-point second-half deficit	13-17	183	171
F.6	*(15/13) AIR FORCE (CSTV)	W, 62-41	▶ Heath records first career double-double with 22 points and 10 rebounds	24-8	30	42
F.10	*at Colorado State (The mtn.)	W, 81-66	▶ Aztecs' 21-point margin of victory is the largest over a ranked foe in school history	17-13	106	107
F.13	*UNLV (The mtn.)	W, 67-52	▶ Abukar posts second career double-double with 19 points and 10 rebounds	28-6	10	29
F.17	*at Wyoming (The mtn.)	L, 71-80	▶ San Diego State commits a school-matching MWC record seven turnovers	17-15	122	114
F.20	*at New Mexico (The mtn.)	ot-W, 81-74	▶ Heath scores 22 points, Habel contributes 18 points and nine rebounds	15-17	166	135
F.24	*(21/22) BRIGHAM YOUNG (CSTV)	W, 86-74	▶ Abukar becomes first Aztecs to score 30 points in all four seasons with 30 points	25-8	18	44
F.27	*at Utah (The mtn.)	L, 68-74	▶ SDSU uses 18-0 run to break game open in first half; Heath 30 pts./Abukar 27 pts.	11-19	132	142
M.3	*TCU (The mtn.)	W, 56-51	▶ Abukar records third double-double with 24 points, 10 rebounds	13-17	183	171
Mountain West Conference Basketball Tournament (Thomas & Mack Center, Las Vegas, Nev.)						
M.8	vs. (6) Colorado State (The mtn.)	L, 64-69	▶ Four Aztecs score in double figures, score 20 points off 18 TCU turnovers	17-13	106	107
National Invitation Tournament						
M.14	vs. (3) Missouri State (ESPNU)	W, 74-70	▶ Heath scores a game-high 20 points; Wade dishes a career-best nine assists	22-11	36	27
M.19	vs. (2) Syracuse (ESPN)	7 p.m. EDT	▶ Heath hits GW three-pointer with 5.3 seconds left; scores 26 for the game	23-10	50	52
* - Indicates Mountain West Conference game. Record, RPI and Sagarin is current as of Sunday, March 11, 2007.						

National Championships	1 (1989)
National Title Game Appearances	3
NCAA Tournament Appearances	9
NCAA Tournament Record	20-8 (71.4 percent)
NIT Appearances	3
NIT Record	7-2 (77.7 percent)
NBA Draft Picks	14

▶ **Steve Fisher** is one of just 10 coaches in college basketball history to claim both the NCAA and NIT championships. The others coaches to claim both titles are Jim Calhoun, Joe B. Hall, Bobby Knight, Al McGuire, Pete Newell, Vadal Peterson, Nolan Richardson, Adolph Rupp and Dean Smith.

▶ San Diego State is making just its eighth postseason appearance in 37 seasons at the Division I level. Steve Fisher has started changing the program's history as this is the second straight season and the fourth time in six seasons that the Aztecs are involved in postseason play. The Aztecs are 2-7 lifetime in Division I postseason play (0-5 in NCAAAs and 2-2 in NIT play), with the two Aztec victories coming in a first round NIT victory over UC Santa Barbara (67-62 in overtime) on March 19, 2003, and last Wednesday at Missouri State.

▶ As previously noted, SDSU is making its second consecutive postseason appearance. This marks just the third time in 37 Division I seasons that the Aztecs have made consecutive trips to the postseason. San Diego State also made consecutive postseason appearances in 1975 and '76, as well as 2002 and '03.

▶ During their recent solid play, San Diego State has used a lethal run, typically in the second half, to put its opponent away. Below is a look at those runs, a key stat that helped lead the Aztecs to victory.

Date	Opponent	Score Before	Run	Score After	Final	Run Note
Jan. 27	Utah	Utah, 40-29	18-2	SDSU, 47-42	SDSU, 63-53	Utah 1-13 FGs, 5 turnovers as SDSU rallies from 11
Jan. 31	at TCU	TCU, 45-42	11-0	SDSU, 53-45	SDSU, 76-71	TCU 0-5 FGs, 3 turnovers; SDSU 4-6 FGs, 0 turnovers
Feb. 6	15/13 Air Force	SDSU, 28-22	13-0	SDSU, 41-22	SDSU, 62-41	AFA 0-7 FGs, 2 turnovers; SDSU 8-12 FGs
Feb. 10	at Colorado State	SDSU, 43-40	24-4	SDSU, 67-44	SDSU, 81-66	CSU 0-13 FGs with 3 turnovers in 8:41 stretch
Feb. 13	UNLV	UNLV, 4-0	37-15	SDSU, 37-19	SDSU, 67-52	UNLV 5-28 FGs with 7 turnovers in 18:41 stretch
Feb. 20	at New Mexico	UNM, 10-0	12-2	Tied, 12-12	SDSU, 81-74	UNM 1-5 FGs with four turnovers in 2:35 stretch
Feb. 24	21/22 Brigham Young	Tied, 4-4	18-0	SDSU, 22-4	SDSU, 86-74	BYU commits seven turnovers and goes 0 for 8

In the seven runs above, Aztec opponents are 7-for-92 from the field (7.6 pct.) with 31 turnovers. SDSU has outscored its foes during these pivotal stretches, 133-23.

▶ Senior guard **Brandon Heath** continues his storybook season. The college graduate is the San Diego State and the MWC's all-time leader in points and steals, and in the game against UNLV he surpassed the 2,000-point plateau. Among all active Division I players, he is fifth in 20-point scoring games with 54, tied for fourth in consecutive double-digit scoring games with 57 and seventh in career points with 2,174. He is a preseason John Wooden Award candidate as the nation's top player and is one of 30 nominees for the Lowe's Senior CLASS Award, presented annually to the basketball player who excels on and off the court. Heath has 111 career double-digit scoring efforts in 124 games and is the only player in school history to record a 30-point scoring game in all four seasons. He has earned Mountain West Conference player of the week honors three times this season and eight times in his career. Heath,

SAN DIEGO STATE GAME NOTES

Series Breakdown

THE SERIES

Overall	First Meeting
Overall Streak at SDSU	First Meeting NA
at SDSU Streak	NA
at SU	First Meeting
at SU Streak	First Meeting
Neutral Site	NA
Fisher vs. SU	First Meeting
Boeheim vs. SDSU	First Meeting

STATISTICAL COMPARISON

	SDSU	SU
Record	22-10	23-10
Conference Record	10-6	10-6
Scoring Offense	72.7	57.3
Scoring Defense	67.8	51.3
Scoring Margin	+4.9	+5.9
Rebound Margin	+0.7	+0.6
FG Percentage	47.2	45.5
FG Percentage Def.	42.9	37.5
3FG Percentage	34.9	37.5
3FG Percentage Def.	32.8	32.1
FT Percentage	71.3	70.2
Assists Per Game	14.7	11.5
Turnovers Per Game	15.1	11.8
Turnover Margin	+0.8	-0.9
A/TO Margin	1.0	1.0
Blocks Per Game	4.0	5.7
Steals Per Game	8.2	6.5

VS. BIG EAST

	W	L
Cincinnati	0	0
Connecticut	0	0
DePaul	0	2
Georgetown	0	1
Louisville	0	0
Marquette	0	3
Notre Dame	0	0
Pittsburgh	0	0
Providence	0	2
Rutgers	0	0
Seton Hall	0	0
South Florida	0	0
St. John's	0	0
Syracuse	0	0
Villanova	0	3
West Virginia	0	0
Totals	0	11

who graduated in December with a degree in sociology, currently ranks among the MWC top six in five statistical categories, including scoring (2nd), steals (3rd), three-point field goals made (4th), assists (6th) and assist-to-turnover ratio (7th). The senior posted his first career double-double game with 22 points, 10 rebounds and six assists at TCU. Prior to the Utah game, he reeled off consecutive 30-point efforts for the first time in his career as he had 30 points at New Mexico and 30 vs. Brigham Young. Heath made five treys in the MWC tournament game against Colorado State to become the school's all-time leader in that category as well. *Heath's Stellar Season, Page 9*

► Since Dec. 31, 2005, the Aztecs are 40-14, which coincidentally corresponds with **Mohamed Abukar's** first start for the Aztecs. Abukar sat out the first semester of the 2005-06 season after transferring from Florida. He made his SDSU debut at Providence and started his second game in an SDSU uniform against Loyola Marymount on Dec. 30, 2005. San Diego State is a gaudy 37-13 with Abukar in the starting lineup (he did not play in the home finale last season against South Dakota State to rest his ailing shins, did not start the New Mexico game, missed the game at UNLV and came off the bench against TCU earlier this season). The Aztecs missed their senior co-captain at UNLV as he missed his first game of the season. But he responded with 12 points, four rebounds and three blocked shots against the Utes. Abukar is not only one of the top players on the team, but in the entire MWC, ranking 4th in free throw shooting, 8th in scoring and 12th in rebounding. His importance can be felt through his productivity, as SDSU is 20-7 this season and 33-11 in his career when he scores 10 or more points in a game. He recorded his second career double-double with a game-high 19 points and a team-high 10 rebounds at Colorado State. His third such game came at Utah when he went for 24 points and 10 boards.

► Sophomore **Lorenzo Wade** appears to be hitting his stride. In the last 16 games, Wade has 160 points, 97 rebounds, 58 assists, 35 steals and 21 blocked shots. Against the Lobos, he posted his first career double-double with 13 points and 12 rebounds and recorded double-double No. 2 with 11 points and 11 rebounds in his hometown at UNLV. He narrowly missed a triple-double with 16 points, nine rebounds and a then career-high eight assists at New Mexico. SDSU is now 15-3 when he reaches double figures, 16-7 when he is in the starting lineup and 14-1 when he shoots 50 percent or better from the field.

► Sophomore **Richie Williams** continues to show continued growth at the point guard position for San Diego State. In 16 conference games this season, Williams had 70 assists and just 33 turnovers. He took only one shot from the field against Utah but you could make a case that he was the player of the game. Williams had six points, a career-high six steals, five assists, three rebounds and no turnovers in 35 minutes of play. He currently is first in the MWC in steals and second in assists. SDSU is 15-3 this season when he dishes out five or more assists in a game. He has played particularly well of late, with 56 assists and just 22 turnovers in his last 12 games. He had a season-high 18 points, six rebounds and six assists in the win at Colorado State.

► Junior Jerome Habel has continued to improve as the season has progressed. One example of this is in the hockey +/- stat, where he has posted a positive rating in 11 of SDSU's last 12 games. During that stretch San Diego State has outscored its opponent by 100 points when Habel is on the court and the Aztecs have been outscored by 26 points when he is on the bench. He has shot 50 percent or better from the field in 11 of his last 12 games.

► Looking for a stat to track on Thursday? You don't have to look any further than San Diego State's field goal percentage. In 22 wins this season, the Aztecs have shot 49.8 percent from the field and 38.6 from three-point range. In its 10 defeats, SDSU is shooting just 41.2 percent from the field and 28.2 percent from three-point range. Other tidbits to keep an eye on: SDSU is 17-0 when scoring 74 or more points, 16-2 this season when outrebounding their opponent, 10-0 when shooting better than 50 percent from the field and 19-1 when shooting better than 45 percent from the field.

Experience Counts

It is hard to find a coach with a more successful track record in the postseason than Steve Fisher. With an NCAA and NIT championship under his belt, as well as three NCAA title game appearances, Fisher has compiled a gaudy 27-10 record in postseason play. Below is a comparison between San Diego State and Steve Fisher's postseason history.

	Steve Fisher	San Diego State
Seasons Coached/Seasons Division I	16th full	37th
Div. I Postseason Appearances (NCAA and NIT)	13th	8th
Div. I Postseason Record	27-10 (73.0 pct.)	2-7 (22.2 pct.)
NCAA Championships	1	0
NCAA Championship Game Appearances	3	0
NIT Championships	1	0

The Haves and Have Nots

There is a bit of a difference between the stories history of Syracuse basketball and that of San Diego State. As previously documented, San Diego State's basketball fortunes changed when Steve Fisher arrived on campus in the summer of 1999, while the Orange have the fifth most victories among all NCAA schools. Below is a quick comparison of the Division I histories between the two schools.

	Syracuse	San Diego State
Div. I Postseason Appearances (NCAA and NIT)	42	8
Div. I Postseason Record	58-42 (58.0 pct.)	2-7 (22.2 pct.)
NCAA Championships	1	0
NCAA Final Fours	4	0

► A NEW WADE

Lorenzo's Wade first 16 games of the season compared to his last 16 contests.

Category	First 16	Last 16
Scoring	10.6	10.0
Double-Digit Gms.	9	9
Rebounding	4.3	6.1
Assists	1.6	3.6
Steals	1.6	2.2
Blocked Shots	0.9	1.3
FTA Game	1.4	2.0

SDSU PLAYERS VS. SYRACUSE

PLAYER	GP-GS	Min-Avg	FG-FGA	Pct	3FG-FGA	Pct	FT-FTA	Pct	Rebs	Avg	PF	FO	A	TO	Blk	Stl	Pts	Avg	Hi
No SDSU Player Stats vs. Syracuse																			

Two of the Top Coaches Meet For the First Time

This marks the first time that Steve Fisher and Jim Boeheim have met as head coaches. Two of the most successful coaches in the country, the two are among 12 active coaches that have won an NCAA title and rank among the active coaching leaders in nearly every active category.

One area in which their resume really sets them apart is in the postseason, where Fisher owns a 73.0 winning percentage and Boeheim owns a 62.3 winning percentage. A quick at the two coaches shows just how much success they have enjoyed during the month of March.

	Jim Boeheim	Steve Fisher
Seasons	31st	16th full
Postseason Appearances	30th	13th
Postseason Record (NCAA and NIT)	48-29 (62.3 pct.)	27-10 (73.0 pct.)
NCAA Championships	1 (2003)	1 (1989)
NCAA Final Fours	3 (1987, 1996, 2003)	3 (1989, 1992, 1993)
NCAA Tournament Record	40-24 (62.5 pct.)	20-8 (71.4 pct.)
NIT Appearances	5th	4th
NIT Championships	0	1 (1997)
NIT Record	8-5 (61.5 pct.)	7-2 (77.8 pct.)

San Diego State Advances to Second Round of NIT After Defeating Missouri State

SPRINGFIELD, Mo. - San Diego State captured just its second Division I postseason victory as it defeated Missouri State on the road, 74-70, in the first round of the NIT. With the win, the Aztecs move on to face Syracuse in the second round.

SDSU and MSU struggled early to keep the game close. The Aztecs were particularly sloppy as they committed eight turnovers in the first eight minutes. However, the Bears did not make their run until the 10-minute mark, outscoring the Aztecs, 14-4, to go up by eight with 7:49 left.

San Diego State responded with 11 unanswered points and closed out the half on an 18-5 run to head into the lockerroom with a 34-29 lead.

The Aztecs maintained its lead and watched it balloon to eight on a Brandon Heath jumper with 15:14 on the clock.

With the game tied at 49, MSU caught fire and enjoyed a six-point advantage with 7:26 left. But as it did before, SDSU used a 15-4 run, giving it a 69-64 cushion going into the final minutes.

The Bears fought back, eventually tying it a 70 with 41 seconds remaining. After an Aztec timeout, Heath connected on a three-pointer with one second left on the shot clock and 5.3 seconds on the game clock to put SDSU up 73-70.

With an opportunity to trim the Aztecs' lead, Nathan Bilyeu missed two free throws and SDSU's Jer'Vaughn Johnson made one of two from the charity stripe to put the game out of reach.

For the game, Heath finished with a game-high 26 points and Mohamed Abukar posted 13 of his 15 points in the second half to help put the Bears away. Jerome Habel added his second double-double of his career with 11 points and 10 rebounds.

(6) San Diego State 74, (3) Missouri State 70

March 14, 2007 | Hammons Student Center | Springfield, Mo.

SDSU	MP	FG	3FG	FT	R	F	A	TO	B	S	TP
Habel*	36	4-7	0-0	3-6	10	5	1	4	2	2	11
Wade*	28	2-6	1-4	2-2	4	2	4	3	0	1	7
Abukar*	32	6-9	0-0	3-4	6	5	0	4	1	1	15
Heath*	38	11-21	4-11	0-0	4	3	2	6	0	2	26
Williams*	34	2-5	0-2	2-2	6	2	5	4	0	4	6
Johnson	3	0-0	0-0	3-4	1	1	0	0	0	0	3
Pastorek	8	1-2	0-0	0-0	2	2	1	0	0	0	2
Spain	21	1-2	1-2	1-2	1	0	0	2	1	2	4
Team					2						
Totals	200	27-52	6-19	14-20	36	20	13	23	4	12	74
MSU	MP	FG	3FG	FT	R	F	A	TO	B	S	TP
Ard*	24	3-12	0-3	0-2	10	4	2	3	0	0	6
Chaney*	28	2-7	1-5	0-0	4	3	6	1	1	3	5
Richards*	29	5-9	0-0	5-7	8	3	1	2	0	1	15
Thomas, K.*	22	2-4	2-2	0-0	0	1	1	2	0	2	6
Ahearn*	32	5-14	3-9	2-3	0	1	3	4	0	0	15
Horton	2	0-0	0-0	0-0	0	0	0	0	0	0	0
Lamberth	20	1-5	0-2	0-0	3	2	0	0	0	0	2
Mitchell	27	2-4	0-0	12-14	5	4	2	2	0	3	16
Carter	0+	0-0	0-0	0-0	0	0	0	0	0	0	0
Thomas, D.	16	2-3	1-2	0-0	0	0	2	3	0	2	5
Team					1						
Totals	200	22-58	7-23	19-26	31	18	17	17	1	11	70

Halftime: San Diego State 34, Missouri State 29. FG %: San Diego State 51.9, Missouri State 37.9. 3FG%: San Diego State 31.6, Missouri State 30.4. FT%: Missouri State 73.1, San Diego State 70.0. Officials: James Breeding, Bo Boroski, Archibald Whaley. Technicals: None. Attendance: 4,234.

Noting the Missouri State Game

► San Diego State claimed its second ever Division I postseason victory (other win was a first round NIT victory over

Mountain West

STANDINGS

Rk.	Team	W-L	Conf.
1.	Brigham Young	25-8	13-3
2.	UNLV	28-6	12-4
3.	► San Diego St.	22-10	10-6
	Air Force	24-8	10-6
5.	Wyoming	17-15	7-9
6.	Colorado State	17-13	6-10
	Utah	11-19	6-10
8.	TCU	13-17	4-12
	New Mexico	15-17	4-12

UPCOMING

SCHEDULE

NCAA Tournament
 Thursday, March 15
 BYU vs. Xavier, 9:40 p.m. EDT

Friday, March 16
 UNLV vs. Ga. Tech, 12:25 p.m. EDT

NIT
 Monday, March 19
 SDSU at Syracuse, 7 p.m. EDT
 Georgia at Air Force, 7 p.m. MDT

RECENT

RESULTS

NIT
 Wednesday, March 14
 SDSU 74, at Missouri State 70
 at Air Force 75, Austin Peay 51

Saturday, March 10
 MWC FINALS
 (2) UNLV 78, (1) BYU, 70

Friday, March 9
 MWC SEMIFINALS
 (1) BYU 96, (5) Wyoming 84
 (2) UNLV 88, (6) Colorado State 72

Thursday, March 8
 MWC QUARTERFINALS
 (1) BYU 77, (8) TCU 64
 (5) Wyoming 67, (4) Air Force 62
 (2) UNLV 80, (7) Utah 54
 (6) Colorado State 69, (3) SDSU 64

SDSU Record When

DOUBLE-FIGURE SCORING

Name	Season	Career
Brandon Heath	22-10	66-45
Mohamed Abukar	20-7	33-11
Lorenzo Wade	15-3	15-3
Jerome Habel	11-5	11-5
Richie Williams	6-1	11-3
Kyle Spain	5-0	16-2
JerVaughn Johnson	1-0	1-0

BRANDON HEATH

Category	Season	Since '05-06
50 pct. or better FG%	9-1	17-3
4 or more FTA	15-2	29-3
Assists >TO	13-4	29-9
20+ Points	11-5	24-9
4 or more Rebs.	13-6	26-6

MOHAMED ABUKAR

Category	Season	SDSU Career
50 pct. or better FG%	11-3	20-4
1 TO or less	6-3	15-4
As a Starter	20-9	37-13
33 or more Mins.	10-8	18-10

MWC Rankings

BRANDON HEATH

Category	Number	Rank
Scoring	19.4	2
Steals	1.94	3
3FG Made	2.63	4
Assists	3.53	6
Assist-to-TO Ratio	1.11	7
3FG Pct.	35.7	13

MOHAMED ABUKAR

Category	Number	Rank
Free Throw Pct.	83.9	4
Defensive Reb.	4.42	6
Scoring	15.8	8
Rebounding	5.8	12
Blocked Shots	0.61	14

JEROME HABEL

Category	Number	Rank
FG Pct.	60.6	3
Blocked Shots	1.46	6
Rebounding	6.4	6
Offensive Reb.	2.32	8
Defensive Reb.	4.04	10

LORRENZO WADE

Category	Number	Rank
Steals	1.91	4
Blocked Shots	1.13	10
Defensive Reb.	3.94	11
Assists	2.63	13

RICHIE WILLIAMS

Category	Number	Rank
Steals	2.06	1
Assists	4.66	2
Assist-to-TO Ratio	1.51	5

KYLE SPAIN

Category	Number	Rank
Offensive Reb.	1.70	t-14

UC Santa Barbara on March 19, 2003).

- ▶ San Diego State claimed its first postseason victory off campus of the Division I era and wins a postseason game outside San Diego for the first time since March 9, 1957, when the Aztecs claimed a second-round NCAA Division II win at Regis (Colo.), 81-78.
- ▶ The victory snapped an eight-game losing streak in road/neutral postseason games dating back to the 1957 win.
- ▶ The victory gave San Diego State its 22nd win of the season, the third most in the Division I era trailing only 2005-06 (24) and 1984-85 (23) seasons.
- ▶ Coupled with last season's 24-9 mark, San Diego State posted consecutive campaigns with at least 22 wins for the first time since 1939-40 and 1940-41 (the first time in 67 seasons).
- ▶ For the eighth time in his career, Brandon Heath made a shot in the final 1:35 of the game to give SDSU a lead it never relinquished or hit a shot to force overtime (made the game-winning three-pointer with seven seconds remaining).
- ▶ San Diego State advanced to the second round of the NIT for the second time in school history (2003).
- ▶ The Aztecs are 2-2 all-time in the NIT.
- ▶ Steve Fisher improves to 7-2 in the postseason NIT and now owns 27-10 mark in the NCAA and NIT events.
- ▶ San Diego State is now 7-3 this season when responding from a loss and have won 17 of their last 21 games following a loss.
- ▶ San Diego State shot 51.9 percent from the field tonight, marking just the second time in its last 15 games the Aztecs have shot above 50 percent from the field. SDSU is 10-0 this season and 49-12 in the Steve Fisher era when shooting at least 50 percent from the floor.
- ▶ The Aztecs held Missouri State to 37.9 percent from the field and improved to 9-2 this season and 53-9 in the Steve Fisher era when holding an opponent to 40 percent or less from the floor.
- ▶ SDSU committed 23 turnovers, one off the season-high of 24 set against Loyola Marymount on Dec. 16, 2006.

San Diego State vs. Syracuse: The Series

- ▶ San Diego State and Syracuse will be meeting for the first time on Monday.
- ▶ Steve Fisher, in his 16th season as a collegiate head coach, will also be facing the Orange for the first time as a head coach. Fisher was an assistant in Ann Arbor when Syracuse and Michigan played a home-and-home series, with each team successfully defending its home court.
- ▶ Against current members of the Big East Conference, Fisher is a respectable 10-4, while San Diego State is 0-11 against the current league configuration.
- ▶ During Fisher's tenure on Montezuma Mesa, the Aztecs are 0-2 against Big East members, falling twice to Providence. In 2004, the Aztecs dropped a 76-67 decision at Cox Arena and lost 80-65 the next season at Providence.
- ▶ None of the 13 players, including Marquette transfer Ryan Amoroso, on San Diego State's roster have ever faced the Orange.

Mr. Clutch

His nickname might be "Bottoms", but "Mr. Clutch" might be more appropriate. In his career at San Diego State, Heath has made eight shots that have given his team a lead it did not relinquish with less than 1:45 to play in the contest (he also has one other clutch shot that tied a game using the same criteria).

One of the most dramatic occurred in the season opener vs. Murray State at the Shamrock Invitational. After missing a layup and Kyle Spain's putback dunk failed, Heath came from behind the Racer player, stole the ball, dribbled the other way and with one foot over the halfcourt line shot the ball and banked it in to give SDSU the three-point victory. In the following game at Saint Mary's, Heath nailed two free throws with 17 seconds left to give the Aztecs lead is would not relinquish.

More recently, Heath knocked down a three-pointer with one second left on the shot clock and seven seconds remaining in the game to give San Diego State a 73-70 lead in the first round of the NIT against Missouri State. His eight "clutch" shots (definition can be found above and on page 63 of the media guide) is three more than current players on the roster combined.

Aztecs Look For Third Postseason Victory

San Diego State is making its eighth postseason appearance (5 NCAA, 3 NIT) and owns a 2-7 record in those games. However, in NIT games only, the Aztecs are 2-2 and will be seeking their third overall and NIT win. In 1982, SDSU qualified for the NIT and narrowly lost to UC Irvine, 70-69, at the San Diego Sports Arena. After a 21-year NIT hiatus, the Aztecs advanced to the 2003 tournament and defeated UC Santa Barbara at Cox Arena, 67-62, in double overtime before falling to Bobby Knight's Texas Tech team, 57-48, in Lubbock, Texas. Last Wednesday, SDSU earned its second-ever postseason win when it defeated Missouri State.

This season marks the third time in school history that SDSU has advanced to postseason play in consecutive seasons. In 1975 and 1976, the Aztecs earned NCAA berths and in 2002 and 2003, Fisher guided the Scarlet and Black to the NCAA Tournament and then the NIT. Last year, San Diego State won a school-record 24 games en route to the Big Dance.

LAST AND ONLY SECOND-ROUND NIT APPEARANCE

Texas Tech 57, San Diego State 48 | March 21, 2003 | United Spirit Arena

LUBBOCK, Texas -- Robert Tomaszek scored 14 points as Texas Tech beat San Diego State 57-48 in the second round of NIT.

Texas Tech (20-12) led by 14 points in the first half but San Diego State trailed by just one, 46-45, with 6:41 remaining. The Aztecs (16-14) had a chance to take the lead but Tony Bland missed a layup with 6:14 left after he stole the ball from Kasib Powell and took it the length of the court.

San Diego then went scoreless for nearly five minutes before Evan Burns hit a 3-pointer from the right corner with 1:47 remaining in the game.

Powell scored 12 points, and Will Chavis and Andre Emmett - the Big 12's leading scorer - added nine each for Tech. Deandre Moore scored 11 points and Mike Mackell added 10 to lead the Aztecs.

San Diego State took an early 12-9 lead before Tech went on a 17-0 run, during which the Aztecs missed 12 straight shots, to lead 26-12 with 6:05 left in the half.

Fisher in the Postseason

Steve Fisher is 7-2 all-time in NIT games, including a 2-1 mark at San Diego State. When the Aztecs earned a bid to the NIT, it marked the second NIT appearance in Fisher's eight years on Montezuma Mesa. While at Michigan, Fisher compiled a 5-1 NIT record with his only loss coming in his first NIT in 1991. Following the defeat at Colorado, Fisher went on to post five consecutive wins in the 1997 NIT en route to the tournament title.

In NCAA Tournament games, Fisher is 20-8 all-time in nine NCAA Tournament appearances. He ranks fifth among active head coaches with an NCAA Tournament winning percentage of .714 and is one of 12 active coaches to have one at least one national championship joining Jim Boeheim, Jim Calhoun, Billy Donovan, Tom Izzo, Bobby Knight, Mike Krzyzewski, Lute Olson, Rick Pitino, Tubby Smith, Gary Williams and Roy Williams.

Sound Familiar?

The fact that San Diego State is in the NIT after an appearance in the NCAA Tournament last season sounds eerily familiar to when the Aztecs were in the 2003 NIT after advancing to the 2002 NCAA Tournament. In 2002, the team had only two players, Tony Bland at Syracuse (NCAA) and Randy Holcomb at Fresno State (NIT), with postseason experience in the loss to Illinois. In '03, SDSU brought back 11 roster players from the season before and went on to win its first round NIT contest vs. UC Santa Barbara.

Fast forward to last season and the story begins to repeat itself. The 2005-06 squad featured Mohamed Abukar (Florida), Trimaine Davis and John Sharper as the only Aztecs to reach postseason play as SDSU fell to Indiana at the NCAA Tournament. This year, San Diego State returns six players from the '05-06 team and seven with postseason experience when you include Lorenzo Wade (Louisville). With the win on Wednesday over Missouri State, the '06-07 group duplicated what happened in 2002 and 2003. The catch is that this year's squad will be trying to avoid what happened in 2003 and that was ending their season with a second-round road loss.

Four Starters Returning for Fisher Equals Postseason

In his coaching history, Steve Fisher plus four or more returning starters has resulted in tremendous success. Seven previous times Steve Fisher has returned four or more starters from a team coached, with those clubs advancing to the NCAA Tournament on six occasions and winning the postseason NIT championship once. His 2006-07 team returned four starters and is the eighth club in as many years to advance to the postseason. Below is a look at those clubs.

Season	Returning Starters	Final Record	Postseason (Record)
1989-90	4	23-8	NCAA Second Round (1-1)
1991-92	4	25-9	NCAA Runner-Up (5-1)
1992-93	5	31-5	NCAA Runner-Up (5-1)
1993-94	4	24-8	NCAA Regional Finalist (3-1)
1996-97	4	24-11	NIT Champions (5-0)
2001-02	4	21-12	NCAA First Round (0-1)
2005-06	4	24-9	NCAA First Round (0-1)
2006-07	4	22-10 (current)	NIT (1-0)

To date, his eight teams have posted a combined 194-72 (72.9 percent) winning percentage and have never failed to win at least 21 games. This week, the Aztecs will look to improve upon Fisher's unbelievable 27-10 (73.0 percent) record in postseason games.

Four Aztecs Named to All-MWC Team

Four San Diego State men's basketball players earned all-Mountain West Conference honors the league announced March 5. Seniors Brandon Heath and Mohamed Abukar, along with junior Jerome Habel and sophomore Lorenzo Wade were selected among the league's elite by the MWC coaches and media. It is the third time in school history that SDSU has had four players earn all-conference accolades in one season.

Heath, the league's all-time leading scorer, becomes just the third Aztec player since 1979 to be named to the all-conference first team twice. The Los Angeles native is averaging career highs in points, rebounds and assists. The senior finished the season ranked second in scoring (first in conference games), fourth in steals and sixth in assists.

For the second consecutive season, Abukar finds himself on the all-MWC second-team. In the MWC era, only Abukar, Heath and Marcus Slaughter have twice earned a position on the league's top two teams.

Abukar finished conference action by averaging 15.9 points, 5.8 rebounds and shot

National Rankings

RPI WEEK-BY-WEEK

Date	Rank	Rat.
N.27.06	11	.7030
D.4.06	53	.5898
D.11.06	51	.5843
D.18.06	41	.5968
D.25.06	55	.5801
J.1.07	61	.5723
J.10.07	93	.5431
J.15.07	89	.5494
J.22.07	82	.5561
J.29.07	76	.5588
F.5.07	71	.5647
F.12.07	53	.5811
F.19.07	61	.5781
F.26.07	46	.5887
M.4.07	54	.5796
M.11.07	66	.5687

Source: collegerpi.com

All-MWC Team

FIRST TEAM

Player	Team
Brandon Heath	SDSU
Keena Young	BYU
Jason Smith	CSU
Dan Nwaelele	AFA
Wendell White	UNLV

SECOND TEAM

Player	Team
Mohamed Abukar	SDSU
Brandon Ewing	WYO
Jacob Burtschi	AFA
Trent Plaisted	BYU
Wink Adams	UNLV

THIRD TEAM

Player	Team
Kevin Kruger	UNLV
Luke Nevill	Utah
Brad Jones	WYO
Lee Cummard	BYU
Tony Danridge	UNM

HONORABLE MENTION

Player	Team
Jerome Habel	SDSU
Lorenzo Wade	SDSU
Tim Anderson	AFA
Matt McCraw	AFA
Austin Ainge	BYU
Cory Lewis	CSU
Darren Prentice	UNM
J.R. Giddens	UNM
Brent Hackett	TCU
Kevin Langford	TCU
Johnnie Bryant	Utah

INDIVIDUAL HONORS

Player of the Year
Keena Young (BYU)

Defensive Player of the Year
Joel Anthony (UNLV)

Freshman of the Year
Jonathan Tavernari (BYU)

Coach of the Year
Dave Rose (BYU)

▶ SDSU's ALL-MWC			
Season	Name	Class	Team
2002	Randy Holcomb	Sr.	1T
	Al Faux	Sr.	2T
	Tony Bland	Jr.	HM
2003	Tony Bland	Sr.	2T
	Evan Burns	Fr.	HM
	Mike Mackell	Sr.	HM
2004	Deandre Moore	Sr.	HM
	Aerick Sanders	Sr.	2T
	Brandon Heath	Fr.	HM
2005	Marcus Slaughter	Fr.	HM
	Wesley Stokes	Jr.	HM
	Brandon Heath	So.	2T
2006	Marcus Slaughter	So.	2T
	Matt Thomas	Fr.	HM
	*Brandon Heath	Jr.	1T
2007	Marcus Slaughter	Jr.	1T
	Mohamed Abukar	Jr.	2T
	Brandon Heath	Sr.	1T
2008	Mohamed Abukar	Sr.	2T
	Jerome Habel	Jr.	HM
	Lorenzo Wade	So.	HM

* - Named MWC Player of the Year; 1T - First Team; 2T - Second Team; HM - Honorable Mention.

SDSU Record Book**MOST POINTS**

Rk.	Name	Points
1.	Brandon Heath ◀	2,174
2.	Michael Cage	1,846
3.	Anthony Watson	1,735
4.	Tony Perkins	1,475
5.	Bob Brady	1,389

complete chart found on page 131 of the media guide.

CONSECUTIVE DOUBLE-DIGIT SCORING GAMES

Rk.	Name	Games
1.	Brandon Heath ◀	57
2.	Zack Jones	32
2.	Anthony Watson	31
4.	Marcus Slaughter	28
5.	Michael Cage	27

complete chart found on page 127 of the media guide.

MOST STEALS

Rk.	Name	Steals
1.	Brandon Heath ◀	215
2.	Anthony Watson	192
3.	Chad Nelson	175
4.	Tony Gwynn	141
5.	Eddie Morris	131

complete chart found on page 132 of the media guide.

MOST THREE-POINT FIELD GOALS

Rk.	Name	3FG
1.	Brandon Heath ◀	278
2.	Tony Ross	270
3.	John Sharper	166
4.	Jason Richey	136
5.	Chad Nelson	122

complete chart found on page 132 of the media guide.

MOST ASSISTS

Rk.	Name	Assists
1.	Tony Gwynn	590
2.	Chad Nelson	412
3.	Brandon Heath ◀	387
4.	Mark Delsman	376
5.	Anthony Watson	356
6.	Keith Smith	349
7.	Deandre Moore	339
8.	Dean Decker	307
9.	Ray Leary	279
10.	Mike Dodd	271

complete chart found on page 131 of the media guide.

85.3 percent from the free throw line. At the time of the announcement, he was eighth in the league in scoring, 12th in rebounding and second in free throw percentage.

Habel and Wade each were named to the honorable mention all-conference squads in their first season of basketball at San Diego State.

Habel, who started 19 of the 26 games prior to the MWC tournament, ended the regular season averaging 10.9 points, 6.2 rebounds and 1.5 blocks per game.

Wade, one of just seven sophomores honored by the league, finished the regular season by averaging 10.6 points, 5.3 rebounds and 2.4 assists. The Louisville transfer, one of the best defenders in the league, was also averaging 1.17 blocks (9th) and 1.93 steals per game (t-2nd).

In all, four Aztec players earned all-conference recognition, matching the school record set in 2003 and set again in 2004. San Diego State had three players recognized in both 2005 and 2006.

Heath Earns Spot on USBWA All-District Team

For the second consecutive season, Brandon Heath was named to the United States Basketball Writers Association's (USBWA) District IX team. Heath becomes the first Aztec player to be named to the team in consecutive seasons since Randy Holcomb in 2001 and 2002.

It marks the seventh time an Aztec player has made the district team in the last seven seasons. The District IX team is made up of players from California, Oregon, Washington, Hawaii, Arizona and Alaska. Last season both Heath and Marcus Slaughter earned all-district recognition by the USBWA.

Heath Named to NABC All-District 13 First Team

Brandon Heath was named to the National Association of Basketball Coaches (NABC) All-District 13 first team on Feb. 28. After being honored last season, this marks the second time in his career that he has been recognized as one of the nation's best men's collegiate basketball student-athletes.

Heath is joined on the all-district team by Nick Fazekas (Nevada) and fellow conference members Jason Smith (Colorado State), Dan Nwaelele (Air Force) and Keena Young (Brigham Young).

This marks the second straight season and the fifth time in six years that San Diego State has placed at least one Aztec on the all-district team. In 2005-06, Marcus Slaughter joined Heath on the first team.

The 150 student-athletes from 15 districts are selected and voted on by member coaches of the NABC and are now eligible for the NABC Division I All-America team to be announced at the conclusion of the 2006-07 NCAA regular season.

From Downtown

Brandon Heath became San Diego State's all-time three-point field goal leader in the MWC quarterfinal game against Colorado State. The senior moved ahead of Tony Ross with his second three-pointer of the night and went on to make three more to tie his season high of five in a single game. For his career, the Los Angeles native has connected on 278 three-point buckets.

Sharing the Ball

Despite losing to Colorado State in the MWC tournament quarterfinals, San Diego State did something it had not done all season and that was have at least 80 percent of its passes lead to baskets. For the game, the Aztecs had 20 assists on 25 field goals and in the first half had an amazing 11 assists on 12 buckets.

Individually, Lorenzo Wade was credited with a career-best and game-high nine assists, while Richie Williams had six. With Brandon Heath and Mohamed Abukar each having two assists for the game, the starting five combined for 19 of the team's 20.

Smooth Criminals

With the regular season in the books, three San Diego State players finished in the top four in the MWC in steals per game. Richie Williams was second at 2.00 per game, while Lorenzo Wade and Brandon Heath finished in a tie for third (1.94 spg). However, Williams led the league in total steals with 62 with Wade and Heath in third with 60. In league games only, Wade and Williams finished 1-2 in steals per game and Heath finished in seventh place.

When including postseason games, Williams climbed the charts into first place in totals steals and average per game, while Heath and Wade are third and fourth place, respectively.

30-30 Club

After scoring 30 points at New Mexico to become the first Aztec to have a 30-point scoring game in each of his four seasons, Brandon Heath never lost his hot hand as he torched Brigham Young for another 30 points. His two performances marked the first time in his career that he has posted consecutive contests with at least 30 points. The senior had 18 points at halftime and finished the game at 12-for-21 shooting. After the game, Heath said his first-half effort ranks as one of the best of his career.

Beating the Best

With February in the rear-view mirror, San Diego State and Virginia were the only teams in the nation that recorded three victories over top-25 RPI teams during the month. Collectively, the top-25 RPI teams posted a 137-54 record (71.7 percent) during the month and the list of 36 teams that has defeated at least one of these clubs reads like a who's who of college basketball.

Only 15 teams have defeated at least two top-25 RPI teams in February: San Diego State (3), Virginia (3), Brigham

Young (2), Florida (2), Georgetown (2), Maryland (2), Michigan (2), Michigan State (2), North Carolina (2), North Carolina State (2), Ohio State (2), Purdue (2), Tennessee (2), Vanderbilt (2) and Virginia Tech (2).

In case your curious, the Aztecs' wins came by double figures, defeating Air Force, 62-41, on Feb. 6, knocking off UNLV, 67-52, on Feb. 13 and beating Brigham Young, 86-74 on Feb. 24.

Best Wins In School History?

One could make a case that SDSU's victories over Air Force, UNLV, Brigham Young and Missouri State are four of the best wins in school history. Since RPI data has been available beginning with the 1993-94 season, San Diego State's three conference wins earlier in February and last week in the first round of the NIT represent four of the highest RPI teams the Aztecs have defeated in the last 14 seasons.

The 12 highest RPI teams SDSU has defeated since 1993-94 are listed to the right. The RPIs listed are the end of season rankings except for this season, where RPI of Sunday, March 11, are used.

► BIG WINS

San Diego State's best wins since 1993-94 (last 14 seasons) based on final RPI rankings.

Rk.	Opponent	Score	Date
10.	► UNLV	W, 67-52	F.13.07
16.	Utah	W, 58-56	J.18.03
18.	► Brigham Young	W, 86-75	F.24.07
27.	at Hawai'i	W, 61-58	D.14.01
30.	► Air Force	W, 62-41	F.6.07
31.	Brigham Young	W, 65-61	F.12.04
36.	► at Missouri State	W, 74-70	M.24.07
43.	Brigham Young	W, 58-52	F.18.95
45.	Hawai'i	W, 81-72	J.10.98
45.	at Hawai'i	W, 76-67	F.4.98
49.	Oklahoma State	W, 87-66	D.30.00
50.	Air Force	W, 61-51	F.8.06

One of the Best Records Ever

San Diego State's record after 32 games this season is one of the best of the Division I era, trailing only the 1984-85 and 2005-06 squads. Last year, the Aztecs set a school record by going 24-9 and owned an 24-8 mark at this point in the season.

The 32-game record was set in 2005-06 when SDSU was 24-8. However, the 1984-85 team only played a 31-game schedule and finished at 23-8.

Second Half Success

San Diego State completed the second half of Mountain West Conference play on a good note, finishing with a 6-2 record. In the short life of the MWC, second-half success has landed SDSU in the NCAA Tournament. Prior to this season, on two occasions, SDSU posted an above .500 record in the second rotation in league play twice (2002 and 2006) and both times made the NCAA Tournament. In 2002, the Aztecs went 5-2 after the midway point and last season SDSU posted a 6-2 second-half record. This year, San Diego State fell short of the NCAA Tournament, but made it 3-for-3 in postseason appearances by earning a berth in the NIT.

The Aztecs have traditionally done better in the second rotation. Entering this season, SDSU was three games better in the second half of the seven Mountain West Conference campaigns. In fact, only twice in seven previous MWC seasons has San Diego State posted a better record in the first rotation. Ironically, it has occurred the last two seasons (2004-05: 3-4 (1st half), 1-6 (2nd half) and 2005-06: 7-1 (first half), 6-2 (second half).

Road Warriors

Although SDSU finished at 3-5 in road Mountain West Conference games, the Aztecs have proven to be a handful for the elite teams in the league. SDSU led Air Force in the final minute of the game before falling, 56-51, on Jan. 20, and actually spent more time in the lead than the Rebels did in a 68-61 loss at UNLV on Jan. 23 (a game in which Mohamed Abukar did not play).

One item worth noting, is that SDSU's five MWC road losses have come at venues where the home team has gone 68-10 (87.2 percent).

In its most recent road game at Missouri State, the Aztecs were able to pull out the victory against a Bears team that had gone 6-1 at home against non-conference opposition and 12-4 overall inside Hammons Student Center.

This season, SDSU is 8-8 away from Cox Arena and the Aztecs are 19-15 in road/neutral games since the beginning of the 2005-06 season.

Bringing Back the D

While the San Diego State team has been in a collective three-point shooting slump, the Aztecs have returned to playing solid defense. The Aztecs have held 14 of the last 15 opponents to 74 points or less and have held 11 of the last 14 opponents to less than 45 percent from the field.

Before Colorado State shot 40.3 percent on Feb. 10, SDSU held five consecutive opponents to less than 40 percent from the field, something San Diego State didn't accomplish during their record-setting 24-9 season in 2005-06. In fact, it was the first time in the Steve Fisher era that an Aztec team had been so stingy.

In the last 14 games, SDSU's foes are a combined 328 of 791 (41.5 percent).

As you might imagine, holding opponents to less than 40 percent from the floor has been a good sign for the Aztecs. San Diego State is 53-9 in the Steve Fisher era when the opponent is held below that field goal percentage.

Heath's Stellar Season

Senior guard Brandon Heath, the 2006 Mountain West Conference Player of the Year and 2007 first-team all-conference selection, could be the best player to ever play at San Diego State and in the MWC.

Heath, the conference's all-time leader in scoring, steals and three-point field goals, once again ranks among the league leaders in nearly every statistical category. The senior ranks among the top five in the conference in three different categories, including scoring, steals and three-point field goals.

In addition, in a season with a shallow bench and a rash of injuries, he is the only Aztec player to start all 31 games and leads the team in scoring and three-point field goals. He is averaging 19.4 points, 4.0 rebounds, 3.5 assists and 1.9 steals. He also is averaging 37.0 minutes per game and has been credited with playing 40 minutes or more five times this season.

One of the most explosive scorers nationally, Heath entered the week ranked fourth among active players in career 20-point scoring games, fifth in consecutive double-digit scoring games and sixth in total points.

As if his story wasn't good enough, Heath earned his bachelor's degree in sociology in December, graduating in just 3 1/2 years.

With 2,174 career points, Heath ranks first all time on San Diego State's scoring list. The senior surpassed Aztec great and former NBA star Michael Cage for No. 1 in school history in the Mountain West Conference opener vs. Wyoming on Jan. 3. Going into the game with the Cowboys, Heath needed only 16 points to tie Cage and 17 to break the record. The Los Angeles native tied the mark on a pair of free throws at the 14:10 mark of the second half and moved atop the list on an off-balanced layup with 12:31 remaining in the game.

It's only fitting that Heath broke Cage's record as the former Westchester High star last year became the first Aztec since Cage to be named an *Associated Press* All-American and conference player of the year in the same season.

Heath surpassed former New Mexico player Ruben Douglas (1,782) on Saturday, Dec. 16, vs. Loyola Marymount to become the Mountain West Conference's all-time leading scorer. The senior guard needed 17 points to tie the record and 18 to break it. Heath, who only had six points at halftime,

went on a tear to begin the half and hit a three to tie the record and fittingly hit a 25-foot three-pointer from the top of the key at the 11:51 mark of the second half, to move ahead of Douglas.

Below is a look at where Heath ranks in SDSU and Mountain West Conference career charts:

	Number	SD Rk.	MWC Rk.	SDSU Note
Scoring	2,174	1st	1st*	Passed Michael Cage on SDSU chart
Steals	215	1st	1st*	Passed Anthony Watson for 1st
3FG Made	278	1st	2nd*	Passed Tony Ross for 1st
Games Started	119	1st	3rd*	Passed Michael Cage on SDSU chart
Assists	387	3rd	3rd*	Highest total in Fisher era
Rebounds	419	17th	T-27th*	Entered top 20 at New Mexico

* through games of March 11

Below are just a few of his accomplishments in his four-year career:

- ▶ Made 119 starts (124 games played)
- ▶ Has 111 double-digit scoring games, 54 games with 20 or more points and five 30-point games.
- ▶ Led the team in scoring 60 times, in assists 44 times, in rebounding nine times and in efficiency rating 21 times.

Heath ranks fourth among all active NCAA Division I players in scoring (2,174 points) and has the fifth longest active double-digit scoring streak (56 games).

But Heath is not just a scorer. Earlier this year, he became just the eighth player in school history to record 300 assists and is in first place on the career steals chart with 215.

74 is the Magic Number

Reaching the 74-point plateau seems to bring good fortune for the Aztecs as they have done so 35 times since the beginning of last season, including 17 times this year. In those 35 games, San Diego State has a record of 32-3. The 15 times SDSU didn't hit the 74-point mark this season, it wound up losing 10 of them (at Western Michigan, vs. Arizona, at Washington State, vs. Wyoming, at Brigham Young, at Air Force, at UNLV, at Wyoming, at Utah, vs. Colorado State). Coincidentally, eight of the 15 occurrences have happened away from Cox Arena. The five times San Diego State didn't reach the magic number and won was against New Mexico (W, 73-68), vs. Utah (W, 63-53), vs. 15th/13th-ranked Air Force (W, 62-41), vs. UNLV (W, 67-52) and vs. TCU (W, 56-51).

Wiping the Window

Lorrenzo Wade has done a remarkable job of grabbing rebounds over the last 16 games. During that span, the sophomore from Las Vegas has collected 97 boards for an average of 6.1 per game and has set two personal bests in the process. Thanks to his prowess on the glass, Wade has also posted his first two double-doubles of his career with 13 points and 12 rebounds vs. New Mexico and 11 points and 11 boards at UNLV. In addition, he had at least six rebounds in six of the 16 games prior to his tear and in nine of the last 16 contests, Wade has had at least six rebounds.

Making the Opposition Think Twice

Besides cleaning the glass, Lorrenzo Wade has also made it difficult for opposing players to succeed on offense. In his last 12 games, Wade has recorded 29 steals (2.4 spg) and 15 blocks (1.3 bpg) and coincidentally, nine of the 12 games have been Aztec wins. With his ability to play the passing lanes at such a high level, the sophomore finds himself among the Mountain West Conference leaders in steals and blocked shots.

Let's Get it Started

Brandon Heath made his 113th career start at Wyoming breaking the record held by San Diego State legend Michael Cage. Heath, who already broke Cage's school record for points in a career, tied the former NBA star with him in attendance at the UNLV game on Feb. 13. Prior to the game with the Rebels, Cage was honored by the Aztec faithful on the Cox Arena floor.

Thief!

With his three steals at Air Force on Jan. 20, Brandon Heath became San Diego State's all-time leader in steals. Already the school's scoring champ, Heath surpassed Anthony Watson atop the steals chart. The senior needed only one more game played than Watson to overtake him. Watson, a four-year letterwinner from 1983-86, reached 192 steals in 110 games, while Heath recorded his 193rd in career game No. 111.

Free Points

The Aztecs have taken full advantage of their free throw opportunities as they are 418 of 586 on the year, good for 71.3 percent. Last year, San Diego State shot a Division I era school best 72.8 percent from the line, the first time it had cleared 70 percent since 1996-97. In 32 games this year, San Diego State has shot over 80 percent nine times after only doing so seven times in 2005-06 (33 games). The improved shooting and increased attempts have also made a difference in the final outcome as four SDSU victories have come by three points or less and 13 by seven points or fewer. The Aztecs have outscored their opposition by 97 points from the line and have 104 more attempts.

Assist Man

Richie Williams is averaging 4.6 assists (74 total) in his last 16 games and is second in the conference in the category at 4.66. A two-year starter, Williams had a streak of 43 straight games dating back to last season in which he has recorded at least one assist before being held without one at Wyoming. He has now had at least one assist in 49 of his last 50 games. During the streak, he has dished out at least four assists in 32 of those games (40 in his career). Only four times in his Aztec career, spanning 65 contests, three of which occurred during his freshman campaign, has he failed to notch an assist. This season, SDSU is 15-3 when Williams has at least five assists in a game.

▶ HEATH NUMBERS

Brandon Heath's career and current consecutive streaks in several categories.

Category	Number	Straight
Games Played	124	124
Double-Figure Scoring Games	111	57
20-Point Scoring Games	54	2
Led SDSU in Scoring	60	3
Led SDSU in Assists	44	0
Led SDSU in Rebounding	9	0

Triple-Double Waiting to Happen

No player in San Diego State history has had a triple-double, but Richie Williams might be the first Aztec to accomplish the feat. Twice in his brief SDSU career, the San Diego native has come close to posting a triple-double. Last season vs. South Dakota State, Williams went for nine points, nine rebounds and 11 assists and against Lafayette, he recorded eight points, eight rebounds and eight assists. Prior to Williams' arrival on campus, only William Campbell (1987) and Keith Smith (1981 and 1982) came close to legendary status.

Habel is Able

Jerome Habel, who has only played 28 games in his Aztec career, is a model of consistency when out on the floor. This season, the junior from Rockville, Md., has grabbed at least six rebounds 18 times and has at least 50 percent in 23 contests. Thanks to his consistent play, he ranks first on the team in rebounds with 6.4 per game and field goal percentage at 60.6 percent.

Century Club

Brandon Heath hit the 100 career games played mark when he saw action against San Diego. He now has played in 124 contests and made 119 starts. The senior is the 16th Aztec to reach the games played milestone in SDSU's Division I era. He surpassed former teammate John Sharper (119 games played) for No. 1 all-time at San Diego State in the game vs. Brigham Young (Feb. 24). Heath is also the just the fourth Aztec to start at least 100 games. Heath sits in the No. 1 spot with 119 starts.

ZOning In

Lorrenzo Wade has been in the zone when shooting the basketball so far in his first year at SDSU. The sophomore from Las Vegas has shot at least 50 percent from the field 15 times. To date, Wade is shooting 47.2 percent after making 137 of his 290 shots. When you take away his three-point attempts, he is shooting 53.6 percent (118 of 220).

Fisher Wins No. 300

Head coach Steve Fisher won his 300th career game on Dec. 30 vs. Lafayette. The 16th-year coach, who is in his eighth year at San Diego State, has won 127 of his 311 games at SDSU. He is the third winningest coach in SDSU history, trailing only George Ziegenfuss (1948-69) and Morris Gross (1929-42).

Exploding Onto the Scene

Jerome Habel certainly made a name for himself in his debut against Cal with 23 points (10-11 FG), seven rebounds and three blocks. Even though the junior from San Bernardino Valley College-transfer did not come from a Division I school, his first game as an Aztec was phenomenal when compared to SDSU's other transfers on the current roster. Last season, Mohamed Abukar scored 10 points (4-10 FG) and had two rebounds and two assists in a losing effort at Providence in his first game. Meanwhile, Lorrenzo Wade posted 11 points and four rebounds in his first game with the scarlet and black.

Everyone Plays, Everyone Scores

In San Diego State's game vs. Campbell, all 10 players who saw game action scored at least two points marking the first game since Feb. 17, 2005, at Colorado State, that every SDSU player who had his number called recorded at least a point.

Six players (Abukar, Habel, Heath, Johnson, Wade and Williams) also scored in double-figures vs. the Fighting Camels, the first time an Aztec team has accomplished the feat since Nov. 27, 2002, at Portland. That game featured 18 points from Steve Sir, 17 from Mike Mackell, 15 from Tony Bland, 14 from Deandre Moore and 13 apiece from Tommy Johnson and John Sharper.

"JV" on Varsity

Freshman Jer'Vaughn Johnson had a coming out party of sorts against Campbell. The forward from Compton, Calif., had seen action in every game prior to the Fighting Camels matchup and scored a combined 33 points. But in just 18 minutes of action, Johnson went on to score over half of his season total as he finished the game with a career-best 17 points on 8-of-9 shooting. Not only did he almost score a point per minute, he also grabbed a personal-high six rebounds.

Mo' from Abukar

Mohamed Abukar has always been able to put the ball in the basket. Coming into the year, he had 20 career double-figure scoring games, including 17 last season. This year is no different as the senior from San Diego opened with five straight double-digit scoring games and has 24 total. The one thing that pops out on the stat sheet these days is his ability to rebound. In two seasons at Florida, the most rebounds he ever collected was five and in his first year on Montezuma Mesa he had seven or more boards just six times with a career best of nine in the NCAA Tournament game vs. Indiana. Although he only had one rebound in the opener against Murray State, in the last 30 games Abukar has recorded 179 rebounds, including a career-high 10 boards against Seattle Pacific, at Colorado State and at Utah.

Heath Earns Eighth Career MWC Player of the Week Award

SDSU senior guard Brandon Heath was named co-Mountain West Conference Player of the Week on Feb. 26 after posting consecutive 30-point games in a pair of Aztec wins last week. The award, his third this season, extends his school record for most weekly awards to eight after he earned the honor three times as a junior and twice as a sophomore.

A 6-4 guard from Los Angeles, Heath led SDSU to victories at New Mexico (81-74) and against No. 21 Brigham Young (86-74). In San Diego State's two wins, he averaged 30.0 points, 5.5 rebounds, 5.0 assists and 3.5 steals on 48.9 percent shooting from the field. Heath, who played 83 of a possible 85 minutes in the two games, either scored or assisted on 32 of SDSU's 63 (50.8 percent) field goals.

Against the Lobos, Heath scored a game- and season-high 30 points, including five three-point field goals, to become the first player in the 86-season history of the program to post a 30-point game in all four of his seasons as an Aztec player. He scored nine consecutive SDSU points at one time during the second half as the Aztecs overcame a double-digit deficit to win the game. In his last two games at the Pit, Heath has 62 points and 13 three-pointers.

Against the Cougars, Heath had game-highs of 30 points and seven assists, and added a game-high tying seven rebounds, including 14 points in the first 9:37 of the game and 18 in the first 13:02 of the contest. It was the first time in his career he scored 30 or more points in consecutive games. Heath, who extended his school-record double-figure scoring streak to 53 games, shot 12-for-21 (57.1 percent) from the field and added four steals.

Heath Also Named FOXSports.com and SportingNews.com National Player of the Week

In addition to being named conference player of the week, Brandon Heath was also named national player of the week by Jeff Goodman of FOXSports.com and by Mike DeCourcy of SportingNews.com. Said Goodman: "San Diego State senior combo guard Brandon Heath has put up numbers all year.... Well, Heath put up a pair of 30-point games this past week in a road win against New Mexico and a home victory against BYU, the Mountain West's first-place team. Heath also averaged 5.5 boards and 5.0 assists in the two victories." Said DeCourcy: "Last time Heath and the Aztecs made the NCAA Tournament, they threw away a likely first-round victory against Indiana with some major malfunctions in the final few minutes. Looks as though Heath wants to get back to the show and atone. He tore through Mountain West defenses last week with consecutive 30-point games at New Mexico and then home against BYU. Heath shot 22-of-45 from the field and, just to show he wasn't hogging up every shot, averaged five assists in the two games."

Finishing Strong After Slow Start

Much was made of San Diego State's 4-4 first-half start to the Mountain West Conference season, but it is worth noting that two of the Aztecs' four league losses came against teams and at venues where SDSU loss a year ago when posting a 13-3 record and winning the league. The Aztecs rebounded by winning eight of their last 10 games to finish the league season at 10-6.

In addition to losing at Wyoming and at Utah, the Aztecs also dropped games at Brigham Young and at Air Force, places SDSU lost a year ago. In addition, the Cougars and Falcons also sport the nation's top-two homecourt winning streaks nationally, while Wyoming has lost only twice inside Arena-Auditorium this season.

Also, it is worth noting that San Diego State was less than 100 percent when facing Wyoming at home earlier this year as Jerome Habel sprained an ankle in the game and Kyle Spain had the flu. In addition, Mohamed Abukar was forced to miss the game at UNLV with a knee injury and Habel sprained his ankle mid-way through the first half.

Below is a look at SDSU's conference results last season as compared to this season.

		2006-07	2005-06	Note
Jan. 3	Wyoming	L, 65-66	W, 91-72	Two Aztec players less than 100 percent (Spain, Habel)
Jan. 6	at Brigham Young	L, 58-80	L, 90-100	Two Aztecs less than 100 percent, again (Habel and Williams)
Jan. 13	Colorado State	W, 81-76	W, 83-75	Similar scores, SDSU led for 32:42 of the game
Jan. 17	New Mexico	W, 73-68	W, 75-69	Once again similar scores, Aztecs lead for 30:35
Jan. 20	at Air Force	L, 51-56	L, 62-65	In '07 SDSU leads in final minute; '06 game decided in last poss.
Jan. 23	at UNLV	L, 61-68	W, 81-70	Second leading scorer Abukar misses game, Habel less than 100%
Jan. 27	Utah	W, 63-53	L, 65-67	Aztecs overcome 11-point second-half deficit
Jan. 31	at TCU	W, 76-71	W, 76-57	SDSU leads for 35:14; Heath first career double-double
Feb. 6	Air Force	W, 62-41	W, 61-51	Aztecs use 13-0 second-half run to record the victory
Feb. 10	at Colorado State	W, 81-66	W, 85-81	SDSU breaks game open with 24-4 second-half run
Feb. 13	UNLV	W, 67-52	W, 83-67	Aztecs limit Rebels to 21.1 percent shooting in first half
Feb. 17	at Wyoming	L, 80-71	W, 78-77	San Diego State allows Wyoming to shoot 50.9 percent
Feb. 20	at New Mexico	ot-W, 81-74	W, 73-66	SDSU limits New Mexico to 36.8 percent shooting
Feb. 24	Brigham Young	W, 86-74	W, 88-61	Aztecs go on 18-0 first-half run to run away with the victory
Feb. 27	at Utah	L, 68-74	W, 72-67	SDSU allows Utah to shoot 55.8 percent
March 3	TCU	W, 56-51	W, 83-71	Aztecs turn 18 turnovers into 20 points
Final League Record		10-6	13-3	

The Best Month Ever

San Diego State may be coming off the most successful month in school history. In November, the Aztecs equaled their best start in school history by winning eight straight games, seven of which came against teams that posted a winning record in 2005-06.

In months in which San Diego State played at least five games, only five times have the Aztecs posted a month without a defeat. Three of those five occurrences came in the 1930s.

The 8-0 record in November was the most successful month in the Division I era and marked the best month since 1967 when the Aztecs posted a 7-0 month in January.

Below is a look at the top months in school history, minimum five games.

Rk.	Month, Year	W-L	Pct.	Final Record
1.	February, 1937	9-0	1.000	17-9
	January, 1967	7-0	1.000	24-5; NCAA Division II national quarterfinals
3.	November, 2006 ◀	8-0	1.000	
4.	February, 1934	6-0	1.000	11-5
	December, 1931	6-0	1.000	13-2-1
6.	December, 1937	8-1	.889	20-8
7.	January, 2006	7-1	.875	24-9; NCAA Division I Tournament
	February, 1978	7-1	.875	19-9
	January, 1976	7-1	.875	16-13; NCAA Division I Tournament
	February, 1968	7-1	.875	21-6; NCAA Division II sub-regional
	February, 1966	7-1	.875	14-12
	February, 1958	7-1	.875	17-8
	January, 1956	7-1	.875	23-6

January, 1940	7-1	.875	22-6; NAIA National Finalist
February, 1940	7-1	.875	22-6; NAIA National Finalist
January, 1939	7-1	.875	24-7; NAIA National Finalist

The Brief Return of Matt Thomas

After missing the first 14 games while recovering from off-season back surgery, Matt Thomas made his way back to the floor against Wyoming. The 6-4 junior guard logged 12 minutes and made an immediate impact when he entered in the first half. Thomas did all of his damage in the opening first half scoring two points, grabbing one rebound and added a block, a steal and zero turnovers in six minutes. At Brigham Young, Thomas received the starting nod in place of an ill Richie Williams and posted a team-high four assists in the loss.

More impressive, he continued his masterful work with the ball. In his last 20 games dating back to last season, he only has 10 turnovers in 207 minutes. And in those 20 games, 13 of them have been of the turnover-free variety.

Thomas suffered a setback and has not played since the Brigham Young game due to his back.

Aztecs Picked to Win Mountain West for Second Straight Year; Heath Tabbed Top Returning Player, Abukar First Team

San Diego State was picked by the Mountain West Conference media to repeat as 2006-07 MWC champions in a preseason poll released by the conference on Oct. 26. The selection marks the second consecutive season in which the Aztecs have been picked to win the league. Last year, SDSU went on to record a 24-9 record, including a 13-3 mark in conference action, en route to both the regular season and conference tournament titles.

The Aztecs received 17 of 21 first-place votes and 192 total points to lead the league. Brigham Young finished second with one first-place vote and 156 points overall, while Air Force was picked to finish third after garnering three first-place votes and 147 total points. Rounding out the poll was Utah (114 points), New Mexico (101), UNLV (99), Colorado State (68), Wyoming (51) and TCU (27).

Individually, the league media tabbed senior guard Brandon Heath as the MWC's top returning player, a year after it selected former Aztec Marcus Slaughter as its top player. The Los Angeles native earned 2006 MWC Player of the Year honors after averaging 18.4 points, 3.4 rebounds and 3.5 assists during the campaign. During conference action, Heath increased his production as he averaged 19.5 points, 3.4 rebounds and 4.2 assists. Besides earning the league's top individual honor, he was named to the all-MWC first team and the all-MWC tournament squad. On a national and regional level, Heath earned Associated Press honorable mention All-America accolades as well as being named to the United States Basketball Writers Association (USBWA) all-District IX team and the National Association of Basketball Coaches (NABC) all-District 13 first team.

Joining Heath in receiving individual accolades was senior forward Mohamed Abukar, who was named to the all-MWC first team. The preseason honor comes on the heels of a 2006 season in which Abukar averaged 15.3 points and 4.6 rebounds in 16 conference games en route to earning second-team all-league recognition. Last season at the annual media day event, Abukar was named MWC Newcomer of the Year.

With Abukar being voted among the league's top five, this marks the second straight year that San Diego State has placed two players on the preseason all-conference first team.

San Diego State Men's Basketball 2006-07 Honors

Team

- ▶ Preseason No. 24 nationally by *Street & Smith's*
- ▶ Preseason No. 27 by *Sports Illustrated*
- ▶ Preseason No. 30 by ESPN's Dick Vitale
- ▶ No. 34 in preseason USA Today/ESPN Coaches' Poll (24 votes)
- ▶ No. 36 in preseason Associated Press Poll (19 votes)
- ▶ Preseason No. 38 by ESPN's Andy Katz
- ▶ Preseason No. 54 by *CBSSportsline.com*
- ▶ Picked to earn berth in NCAA Tournament by *Athlon Sports*, *CBSSportsline.com*, *The Sporting News*, *The Sporting News' Kyle Veltrop*, *cbs.sportsline.com's Gary Parrish* and Katz
- ▶ Predicted to advance past first round of NCAA Tournament by *Athlon Sports* and Katz
- ▶ One of five team's described as "This Year's George Mason" by *Sports Illustrated*
- ▶ Mountain West Conference champions as voted by the league media
- ▶ MWC Champions by *Athlon Sports*, *Blue Ribbon*, *Street & Smith's*, *The Sporting News* and Parrish
- ▶ Tabbed as a national wild card impact team by Katz
- ▶ Best MWC frontcourt by *Blue Ribbon*
- ▶ Second-best MWC backcourt by *Blue Ribbon*
- ▶ Top recruiting class in the MWC by *Lindy's* and *Street & Smith's*
- ▶ Considered one of the top recruiting classes in the MWC by *USA Today Sports Weekly*

Brandon Heath (Senior, G, Los Angeles, Calif.)

- ▶ All-Mountain West Conference First Team
- ▶ USBWA District IX
- ▶ NABC All-District 13 First Team
- ▶ Third-team All-American by *Athlon Sports*
- ▶ High honorable mention All-American by ESPN's Jay Bilas
- ▶ Mountain West Conference Top Returning Player as voted by the league media
- ▶ Preseason candidate for Wooden Award All-American Team
- ▶ USBWA All-America Watch List
- ▶ Nominee for the Lowe's Senior CLASS Award
- ▶ Nation's top shooter by *Athlon Sports*
- ▶ Nation's No. 5 shooter by *cbs.sportsline.com's Gary Parrish*
- ▶ Nation's sixth-ranked shooting guard by *The Sporting News*

- ▶ Nation's No. 5 top senior on Luke Winn's Top 10 Seniors list on *SI.com*
- ▶ Best Player You've Never Heard Of by ESPN's Doug Gottlieb in *ESPN The Magazine*
- ▶ MWC player of the year by *Athlon Sports*, *Blue Ribbon*, *CBSsportsline.com*, *Lindy's*, *The Sporting News* and *USA Today Sports Weekly*
- ▶ First-team All-MWC by *Athlon Sports*, *CBSsportsline.com*, *Lindy's*, *The Sporting News*, *Street & Smith's* and *USA Today Sports Weekly*
- ▶ MWC's best player by *The Sporting News'* Kyle Veltrop
- ▶ MWC's top NBA prospect by *Lindy's*, *The Sporting News* and *Street & Smith's*
- ▶ MWC's most entertaining by *Lindy's*
- ▶ MWC Player of the Week (Nov. 13, Dec. 18, Feb. 26)
- ▶ *FOXSports.com* and *SportingNews.com* Player of the Week (Feb. 26)
- ▶ *CollegeInsider.com* Player of the Week (Nov. 20)
- ▶ Third-best 1-2 scoring punch in the nation with Mohamed Abukar according to *The Sporting News* (Jan. 22, 2007)

Mohamed Abukar (Senior, F, San Diego, Calif.)

- ▶ All-Mountain West Conference Second Team
- ▶ All-MWC first-team as voted by the league media
- ▶ First-team all-MWC by *Blue Ribbon*, *CBSsportsline.com*, *The Sporting News* and *Street & Smith's*
- ▶ Second-team all-MWC by *USA Today Sports Weekly*
- ▶ Third-best 1-2 scoring punch in the nation with Brandon Heath according to *The Sporting News* (Jan. 22, 2007)

Lorenzo Wade (Sophomore, F, Las Vegas, Nev.)

- ▶ Honorable Mention All-Mountain West Conference
- ▶ Nation's top transfer list by *Athlon Sports*
- ▶ Top-5 MWC Impact Newcomer by *The Sporting News*

Jerome Habel (Junior, F, Rockville, Md.)

- ▶ Honorable Mention All-Mountain West Conference
- ▶ Likely to see in NBA uniform first among MWC newcomers by *Lindy's*
- ▶ Listed as the team's impact rookie by *Street & Smith's*

Kyle Spain (Sophomore, F, Newark, Calif.)

- ▶ Third-team all-MWC by *Lindy's*

Richie Williams (Sophomore, G, San Diego, Calif.)

- ▶ Top MWC playmaker by *Lindy's*

Conference Tournament History

PCAA Tournament

Round	Date	Site	Opponent	Result
1976 ● Seed: #3 ● PCAA Champions				
Semis	M.6	Stockton, Calif.	(#2) San Jose State	W 67-64
Champ	M.7	Stockton, Calif.	(#1) Pacific	W 76-64

1977 ● Seed: #2				
Quarters	M.2	San Diego (PG)	(#7) Fresno State	W 51-41
Semis	M.5	Anaheim, Calif.	(#3) San Jose State	L 74-75

1978 ● Seed: #2				
Quarters	M.2	Anaheim, Calif.	(#7) UC Santa Barbara	W 96-70
Semis	M.3	Anaheim, Calif.	(#3) CS Fullerton	L 50-64

Western Athletic Tournament

Round	Date	Site	Opponent	Result
1985 ● Seed: #2 ● WAC Champions				
Semis	M.8	El Paso, Texas (HA)	(#3) New Mexico	W 98-84
Champ	M.9	El Paso, Texas (HA)	(#1) UTEP	W 87-81

1986 ● Seed: #6				
Quarters	M.6	Laramie, Wyo. (AA)	(#3) Utah	W 73-71
Semis	M.7	Laramie, Wyo. (AA)	(#2) UTEP	L 76-78

1987 ● Seed: #9				
Prelim	M.3	San Diego (SA)	(#8) Hawai'i	W 93-90
Semis	M.5	Albuquerque (PI)	(#1) UTEP	L 65-85

1988 ● Seed: #7				
Quarters	M.9	Provo, Utah (MC)	(#2)(14) Wyoming	L 76-83

1989 ● Seed: #9				
Prelim	M.9	Salt Lake City (HC)	(#8) Utah	L 57-70

1990 ● Seed: #8				
Prelim	M.7	El Paso, Texas (HA)	(#9) Air Force	ot-L 64-70

1991 ● Seed: #8				
Prelim	M.6	Laramie, Wyo. (AA)	(#9) Air Force	W 58-51
Quarters	M.7	Laramie, Wyo. (AA)	(#1)(8) Utah	L 56-57

1993 ● Seed: #9				
Prelim	M.10	Salt Lake City (DC)	(#8) Wyoming	W 59-57
Quarters	M.11	Salt Lake City (DC)	(#1)(15) Utah	L 64-85

1994 ● Seed: #9				
Prelim	M.9	Salt Lake City (DC)	(#8) Wyoming	W 54-51
Quarter	M.10	Salt Lake City (DC)	(#1) New Mexico	L 56-61

1995 ● Seed: #9				
Prelim	M.8	Albuquerque (PI)	(#8) Fresno State	W 71-57
Quarters	M.9	Albuquerque (PI)	(#1)(22) Utah	L 63-72

1996 ● Seed: #7				
Prelim	M.6	Albuquerque (PI)	(#10) Air Force	W 80-69
Quarters	M.7	Albuquerque (PI)	(#2) New Mexico	L 75-94

1998 ● Seed: #6 (Pacific)				
Prelim	M.3	Las Vegas, Nev. (TM)	(#M3) Wyoming	ot-W 60-57
Quarters	M.5	Las Vegas, Nev. (TM)	(#P2) Fresno State	L 57-92

Mountain West Tournament

Round	Date	Site	Opponent	Result
2000 ● Seed: #8				
Quarters	M.9	Las Vegas, Nev. (TM)	(#1) UNLV	L 72-77

2001 ● Seed: #7				
Quarters	M.8	Las Vegas, Nev. (TM)	(#3) Wyoming	L 58-73

2002 ● Seed: #5 ● MWC Champions				
Quarters	M.7	Las Vegas, Nev. (TM)	(#4) Brigham Young	W 62-51
Semis	M.8	Las Vegas, Nev. (TM)	(#1) Wyoming	W 70-69
Champ	M.9	Las Vegas, Nev. (TM)	(#3) UNLV	W 78-75

2003 ● Seed: #5				
Quarters	M.13	Las Vegas, Nev. (TM)	(#4) UNLV	L 67-83

2004 ● Seed: #6				
Quarters	M.11	Denver, Colo. (PC)	(#3) Utah	L 69-75

2005 ● Seed: #6				
Quarters	M.10	Denver, Colo. (PC)	(#3) Air Force	W 73-68
Semis	M.11	Denver, Colo. (PC)	(#2) New Mexico	L 67-77

2006 ● Seed: #1 ● MWC Champions				
Quarters	M.9	Denver, Colo. (PC)	(#8) Colorado State	W 64-52
Semis	M.10	Denver, Colo. (PC)	(#4) UNLV	W 63-60
Champ	M.11	Denver, Colo. (PC)	(#7) Wyoming	ot-W 69-64

2007 ● Seed: #3				
Quarters	M.8	Las Vegas, Nev. (TN)	(#6) Colorado State	L 64-69

#x - Indicates opponent seed in tournament.
Number in parenthesis indicates opponent national ranking at game time.

AA - Arena-Auditorium (Laramie, Wyo.); DC - Delta Center (Salt Lake City, Utah); HA - Don Haskins Center (El Paso, Texas); HC - Huntsman Center (Salt Lake City, Utah); MC - Marriott Center (Provo, Utah); PC - Pepsi Center (Denver, Colo.); PI - The Pit (Albuquerque, N.M.); TM - Thomas & Mack Center (Las Vegas, Nev.)

All-League Tournament Performers

Year	Player
► Western Athletic Conference	
1985	Leonard Allen Anthony Watson
1986	Anthony Watson
► Mountain West Conference	
2002	Randy HolcombMVP Al Faux
2005	Marcus Slaughter
2006	Marcus SlaughterMVP Brandon Heath

MWC Tournament Composite

School	W	L	Pct.	PI	QF	SF	CH	SD	vs.
UNLV	14	5	.737		7-0	5-2	2-3	2-2	
BYU	9	7	.563		5-3	3-2	1-2	1-0	
Utah	9	7	.563		6-1	2-5	1-1	0-1	
► SDSU	7	6	.538		3-5	2-1	2-0	-	
CSU	6	7	.462	1-0	3-5	1-2	1-0	1-1	
Wyoming	6	8	.429		5-3	1-4	0-1	2-1	
New Mexico	5	7	.417	0-1	2-5	2-0	1-1	0-1	
TCU	1	2	.333	1-1	0-1	0-0	0-0	0-0	
Air Force	0	8	.000		0-8	0-0	0-0	1-0	

SDSU Record By MWC Seed

SDSU Seed	Yrs.	Opponent Seed											
		W	L	Titles	1	2	3	4	5	6	7	8	
No. 1	1	3	0	1				1-0				1-0	1-0
No. 2	0												
No. 3	1	0	1								0-1		
No. 4	0												
No. 5	2	3	1	1	1-0		1-0	1-1					
No. 6	2	1	2		0-1	1-1							
No. 7	1	0	1			0-1							
No. 8	1	0	1		0-1								
Totals	8	7	6	2	1-1	0-1	2-2	2-1	0-0	0-1	1-0	1-0	1-0

Individual Mountain West Tournament Career Records

Points
143 by Brandon Heath,
2004-07 (7 games)

Scoring Average
20.4 by Brandon Heath,
2004-07 (7 games)

Rebounds
73 by Marcus Slaughter,
2004-06 (6 games)

Rebound Average
12.2 by Marcus Slaughter,
2004-06 (6 games)

Assists
20 by Brandon Heath,
2004-07 (7 games)

Assist Average
4.0 by Richie Williams,
2006-07 (4 games)

Minutes Played
256 by Brandon Heath,
2004-07 (7 games)

Average Minutes Played
36.6 by Brandon Heath,
2004-07 (7 games)

Field Goals
51 by Brandon Heath,
2004-07 (7 games)

Free Throws
40 by Marcus Slaughter,
2004-06 (6 games)

Three-Point Field Goals
18 by Brandon Heath,
2004-07 (7 games)

Blocked Shots
8 by Aerick Sanders,
2002-03 (4 games)

Steals
12 by Marcus Slaughter,
2004-06 (6 games)

NCAA/NIT Team Records

San Diego State

Points Scored

83, vs. Indiana, 3-16-06

Fewest Points

48, vs. Texas Tech, 3-21-03

Fewest Points in Win

67, vs. UC Santa Barbara, 3-19-03

Winning Margin

5, vs. UC Santa Barbara, 3-19-03

Losing Margin

29, vs. Illinois, 3-15-02

Field Goals

35, vs. UNLV, 3-15-75

Field Goals Attempted

73, vs. UCLA, 3-13-76

Highest FG Percentage

.564, vs. Indiana, 3-16-06

3-Point Field Goals

10, vs. Indiana, 3-16-06

3-Point Field Goals Attempted

21, vs. Texas Tech, 3-21-03

3-Point Field Goal Pct.

.556, vs. Indiana, 3-16-06

Free Throws

18, vs. UNLV, 3-14-85

Free Throws Attempted

30, vs. UNLV, 3-14-85

Free Throw Percentage (min. 5 made)

.737 (14-19), vs. UCLA, 3-13-76

*Offensive Rebounds

12, vs. Illinois, 3-15-02

*Defensive Rebounds

28, vs. Texas Tech, 3-21-03 and

vs. UCSB, 3-19-03

Total Rebounds

53, vs. UNLV, 3-15-75

Assists

21, vs. UNLV, 3-15-85

Blocked Shots

6, vs. UCSB, 3-19-03 and vs. UNLV,

3-14-85

Steals

13, vs. UC Irvine, 3-12-82

Turnovers

23, at Missouri State, 3-14-07

Fewest Turnovers

11, vs. UCLA, 3-13-76

Opponent

Points Scored

93, Illinois, 3-15-02

Highest FG Percentage

.609 (20-46), UC Irvine, 3-12-82

3-point Field Goals

13, Illinois, 3-15-02

3-Point Field Goal Pct.

.520 (13-25), Illinois, 3-15-02

Rebounds

44, UCLA, 3-13-76

Assists

24, Illinois, 3-15-02

Blocked Shots

6, Illinois, 3-15-02 and UCLA, 3-

13-76

Steals

12, UNLV, 3-15-75

*Not recorded before 1985

Division I Tournament History

► 5 NCAA Appearances (0-5) ► Last Appearance: 2006

► 3 NIT Appearances (2-2) ► Last Appearance: 2007

NCAA Tournament

Year	Date	Region	Round	Site	SDSU Seed	Opp. Seed	Opp. NR	Opponent	Result	Score
1975	March 14	West	First	Tempe, Ariz. (Univ. Activity Center)	--	--	17	UNLV	L	80-90
1976	March 13	West	First	Eugene, Ore. (McArthur Court)	--	--	6	UCLA	L	64-74
1985	March 14	West	First	Salt Lake City, Utah (Special Events Center)	--	4	9	UNLV	L	80-85
2002	March 15	Midwest	First	Chicago, Ill. (United Center)	13	4	13	Illinois	L	64-93
2006	March 16	Oakland	First	Salt Lake City, Utah (Huntsman Center)	11	6	--	Indiana	L	83-87

Postseason NIT

Year	Date	Round	Site	Opponent	Result	Score
1982	March 12	First	San Diego, Calif. (Sports Arena)	UC Irvine	L	69-70
2003	March 19	First	San Diego, Calif. (Cox Arena)	UC Santa Barbara	ot-W	67-62
	March 21	Second	Lubbock, Texas (United Spirit Arena)	at Texas Tech	L	48-57
2007	March 14	First	Springfield, Mo. (Hammons Student Center)	at Missouri State	W	74-70

Division II Tournament History

► 3 NCAA Div. II Appearances (5-3) ► Two Appearances in the Quarterfinals (1957, 1967)

Year	Date	Round	Site	Opponent	Result	Score
1957	March 2	First	San Diego, Calif.	Chapman	W	75-56
	March 9	Second	Denver, Colo.	at Regis (Colo.)	W	81-78
	March 13	Quarterfinals	Evansville, Ind.	vs. Cal State Los Angeles	L	55-57
1967	March 10	Sub-Regional	San Diego, Calif.	Portland State	W	101-73
	March 11	Region Champ.	San Diego, Calif.	Regis (Colo.)	W	81-78
	March 15	Quarterfinals	Evansville, Indiana	vs. Illinois State	3ot-L	76-77
1968	March 8	Sub-Regional	San Diego, Calif.	UC Irvine	L	69-78
	March 9	Regional Cons.	San Diego, Calif.	UC Davis	W	79-72

NAIA Tournament History

► 6 NAIA Appearances (15-5) ► 1941 National Champions ► 3 Championship Game Appearances

Year	Date	Round	Site	Opponent	Result	Score
1939	March 14	First	Kansas City, Mo.	Northern State (S.D.)	W	49-25
	March 15	Second	Kansas City, Mo.	East Texas State	W	41-36
	March 16	Quarterfinals	Kansas City, Mo.	Manchester	W	49-41
	March 17	Semifinals	Kansas City, Mo.	Peru State (Neb.)	W	49-29
	March 18	Finals	Kansas City, Mo.	Southwest College (Kan.)	L	31-32
1940	March 12	First	Kansas City, Mo.	East Central State (Okla.)	W	36-35
	March 13	Second	Kansas City, Mo.	Appalachian State (N.C.)	W	48-46
	March 14	Quarterfinals	Kansas City, Mo.	Pittsburg State (Kan.)	W	32-30
	March 15	Semifinals	Kansas City, Mo.	Delta State (Miss.)	W	30-28
	March 16	Finals	Kansas City, Mo.	Tarkio College (Mo.)	L	42-52
1941	March 11	First	Kansas City, Mo.	Montana State	W	46-29
	March 12	Second	Kansas City, Mo.	Culver Stockton (Mo.)	W-ot	46-41
	March 13	Quarterfinals	Kansas City, Mo.	Texas Wesleyan	W	44-42
	March 14	Semifinals	Kansas City, Mo.	West Texas State	W	43-40
1942	March 10	First	Kansas City, Mo.	Murray State	W	36-34
	March 11	Second	Kansas City, Mo.	Chadron State (Neb.)	W	39-36
1954	March 1	First	Pasadena, Calif.	Bemidji State	L	32-41
1956	March 1	First	Pasadena, Calif.	Pasadena Nazarene	L	87-90
	March 13	First	Kansas City, Mo.	Alderson-Broadbuddus	W	77-64
	March 14	Second	Kansas City, Mo.	Gustavus Adolphus	L	60-69

Postseason Recaps

'75 NCAA Tournament

No. 17 UNLV 90, San Diego State 80
March 15, 1975 ♦ Tempe, Ariz.
University Activity Center ♦ Att.: NA

TEMPE, Ariz. -- San Diego State's first postseason game at the NCAA Division I level nearly produced an upset, but UNLV hung on for a 90-80 victory in the first round of the NCAA Tournament in Tempe, Ariz.

The Aztecs received a game-high 25 points from Will Connelly and a double-double from Ray Leary, who added 10 points and a game-high 11 assists. San Diego State also tallied a double-double from Steve Copp, who pulled down a game-high 17 rebounds to go along with 16 points.

Eddie Owens and Ricky Sobers led UNLV with 21 points each and Lewis Brown posted 18 points and 12 rebounds.

UNLV forced 22 Aztec turnovers and San Diego State struggled from the free-throw line, converting on just 10-of-25 attempts, allowing the Rebels to advance to the next round.

SDSU	FG	FT	REB	PF	TP	A TO	B	ST	MP	
Copp	5-10	6-11	17	4	16	2 4	0	0	35	
Kovach	5-11	0-2	5	3	10	1 2	0	1	33	
Connelly	12-22	1-4	12	2	25	0 3	2	0	39	
Bunting	2-9	0-0	5	4	4	2 5	0	0	30	
Leary	5-9	0-0	1	5	10	11 5	0	0	31	
Delsman	2-3	2-5	2	0	6	2 2	0	0	10	
Green	3-4	1-2	3	1	7	0 1	0	3	5	
Earle	0-2	0-0	2	4	0	0 0	0	0	13	
Contreras	1-1	0-0	0	0	2	1 0	0	0	2	
Welschans	0-0	0-1	2	1	0	0 0	0	0	2	
Rebounds	4									
Totals	35-71	10-25	53	24	80	18 22	2	4	200	
	49.3	40.0								

UNLV	FG	FT	REB	PF	TP	A TO	B	ST	MP	
Robinson	4-11	1-3	8	2	9	2 3	2	1	34	
Gondrezick	4-11	0-0	4	5	8	1 0	0	0	18	
Brown	9-14	0-1	12	4	18	0 1	3	2	30	
Owens	10-15	1-4	8	2	21	0 4	0	4	31	
Sobers	7-16	7-8	2	4	21	4 2	0	3	37	
Batts	2-4	2-3	2	5	6	1 0	0	1	19	
Smith	3-6	1-2	1	1	7	1 0	0	0	24	
Milke	0-1	0-0	1	0	0	0 1	0	1	4	
Porter	0-1	0-1	1	0	0	0 0	0	0	2	
Freeman	0-0	0-0	1	1	0	0 1	0	0	1	
Rebounds	3									
Totals	39-79	12-22	43	24	90	9 12	5	12	200	
	49.4	54.5								

Score By Periods	1	2	Total
San Diego State	43	37	- 80
UNLV	48	42	- 90

Officials: Brown and Crowell. Attendance: NA.

'76 NCAA Tournament

No. 6 UCLA 74, San Diego State 64
March 13, 1976 ♦ Eugene, Ore.
McArthur Court ♦ Att.: 9,100

EUGENE, Ore. -- Richard Washington, a 1976 second-team All-American, and Marques Johnson, the 1977 college player of the year, combined for 44 points as UCLA defeated San Diego State, 74-64, in the first round of the NCAA tournament in Eugene, Ore.

The Aztecs gave the Bruins a game, trailing by just three points at intermission and using a 12-4 run to close within eight points with just under four minutes remaining.

SDSU's Academic All-American Steve Copp led the Aztecs with 20 points and 11 rebounds. Bob Kovach (11), Will Connelly (11) and Allen Bunting (10) also scored in double figures for the Aztecs. Washington led all scorers with 25 points for UCLA.

The Bruins used a stifling defense to hold SDSU to only 34.2 percent shooting from the field, but the Aztecs did convert 14 of 19 (73.7 percent) free throw opportunities. SDSU forced 19 UCLA turnovers, while limiting their own giveaways to only 11.

UCLA advanced to the 1976 Final Four before falling to eventual national champion Indiana, 65-51. The Bruins claimed the consolation game with a 106-92 win over Rutgers.

UCLA was coached by former San Diego State interim athletic director Gene Bartow.

SDSU	FG	FT	REB	PF	TP	A TO	B	ST	MP	
Leary	3-7	0-0	1	1	6	4 3	0	0	25	
Earle	0-2	0-0	1	1	0	0 1	0	0	4	
Delsman	2-4	0-0	2	3	4	2 1	0	1	18	
Brown	0-0	0-0	1	0	0	0 0	0	0	1	
Copp	8-19	4-5	11	3	20	0 1	1	1	38	
Dodd	0-0	0-0	0	0	0	0 0	0	0	1	
Kovach	3-11	5-8	6	3	11	1 1	0	1	34	
Connelly	5-14	1-2	9	3	11	0 0	0	0	38	
Kramer	1-3	0-0	0	0	2	0 0	0	0	5	
Bunting	3-13	4-4	5	3	10	2 4	1	0	36	
Rebounds	4									
Totals	25-73	14-19	40	17	64	9 11	2	3	200	
	34.2	73.7								

UCLA	FG	FT	REB	PF	TP	A TO	B	ST	MP	
Townsend	3-6	0-0	0	2	6	2 1	0	2	33	
Washington	10-15	5-5	8	3	25	4 5	1	0	36	
Vroman	0-0	0-0	2	2	0	0 1	0	0	4	
Greenwood	1-3	2-2	3	4	4	1 3	0	1	22	
Drollinger	2-4	0-0	7	4	4	1 1	0	0	14	
Spillane	1-2	0-0	1	2	2	1 1	0	0	10	
McCarter	4-9	2-5	5	0	10	2 1	1	2	38	
Olinde	0-0	0-0	0	0	0	0 1	0	0	1	
Johnson	7-9	5-6	9	4	19	2 4	4	1	35	
Smith	2-7	0-0	1	1	4	1 1	0	0	7	
Rebounds	8									
Totals	30-55	14-18	44	22	74	14 19	6	6	200	
	54.5	77.7								

Score By Periods	1	2	Total
San Diego State	32	32	- 64
UCLA	35	39	- 74

Officials: Fouty, Dreith. Attendance: 9,100.

'82 NIT

UC Irvine 70, San Diego State 69
March 12, 1982 ♦ San Diego, Calif.
San Diego Sports Arena ♦ Att.: 8,114

SAN DIEGO -- San Diego State's rally from an 11-point second-half deficit fell just short as UC Irvine claimed a 70-69 victory in the first round of the National Invitation Tournament.

The Aztecs, who never led after the opening five minutes of the game, trailed 63-55 with eight minutes remaining before an 11-4 run cut the deficit to 67-66 with 2:49 remaining. The Aztecs trailed 70-69 and had an opportunity to win, but Don Plummer was unable to convert on a 21-foot jumper at the buzzer.

Plummer led the Aztecs with 19 points and added seven rebounds. Keith Smith had eight points while dishing out 13 assists for San Diego State. UC Irvine was led by Kevin Magee and Randy Whieldo, who tallied 20 and 18 points, respectively.

The Anteaters shot 60.9 percent from the field while holding SDSU to only 43.7 percent shooting. However, the Aztecs countered with an aggressive defense that led to 13 steals and 19 UC Irvine turnovers. SDSU also outrebounded the Anteaters 36-30, but only managed to shoot 7 of 13 (53.8 percent) from the line.

SDSU finished the season at 20-9, which marked the first 20-win season in the NCAA Division I era of Aztec basketball.

UC Irvine	FG	FT	REB	PF	TP	A TO	B	ST	MP	
Rainer	1-4	5-6	4	1	7	2 4	0	0	31	
Mc Donald	2-8	2-2	7	3	6	2 2	0	0	29	
Magee	9-12	2-4	5	0	20	0 4	0	1	23	
Fuller	5-7	4-6	3	4	14	7 5	0	2	40	
Whieldo	9-10	0-1	3	2	18	5 2	1	1	39	
Thornton	2-3	1-2	6	4	5	0 1	0	0	20	
Crossley	0-2	0-0	0	2	0	2 1	0	0	18	
Rebounds	2									
Totals	28-46	14-21	30	16	70	18 19	1	4	200	
	60.9	66.7								

SDSU	FG	FT	REB	PF	TP	A TO	B	ST	MP	
Morris	3-10	3-4	2	3	9	1 1	0	2	21	
Cage	5-10	0-0	9	2	10	0 1	1	1	40	
Allen	1-1	0-0	2	0	2	0 0	0	0	7	
Smith	3-12	2-4	0	4	8	13 5	0	3	38	
Jones	6-16	1-3	5	3	13	2 1	1	1	36	
Gordon	4-4	0-1	6	1	8	1 1	0	5	22	
Caldwell	0-1	0-0	0	1	0	0 0	0	0	2	
Plummer	9-16	1-1	7	3	19	1 3	0	0	27	
Garwood	0-1	0-0	0	1	0	0 2	0	1	4	
Holden	0-0	0-0	1	1	0	0 0	0	0	3	
Rebounds	4									
Totals	31-71	7-13	36	19	69	18 14	2	13	200	
	43.7	53.8								

Score By Periods	1	2	Total
UC Irvine	46	24	- 70
San Diego State	40	29	- 69

Officials: Bosone, Sitov, White. Attendance: 8,114.

'85 NCAA Tournament

No. 9 UNLV 85, San Diego State 80
 March 14, 1985 ♦ Salt Lake City, Utah
 Special Events Center ♦ Att.: 7,351

SALT LAKE CITY -- SDSU made a late run at No. 9 UNLV but did not have enough firepower to overcome a 10-point halftime deficit as the Rebels earned an 85-80 victory in the first-round of the NCAA Tournament. The Aztecs were down by as many as 13 in the first half, but fought their way back to a 56-56 tie with under 10 minutes remaining. UNLV rebuilt the lead but SDSU did not give in to the more athletic Rebels as they cut the deficit to three, when Anothy Watson hit a jumper with 1:02 left. The Aztecs were forced to foul down the stretch and UNLV knocked down the free throws to secure the win.

Leonard Allen poured in a game-high 23 points for SDSU and Anthony Watson scored 19. Michael Kennedy and John Martens also cracked double-figures as they added 11 points apiece.

The Rebels were led by Armon Gilliam who posted 21 points and 10 rebounds. Ritchie Adams, the Rebels' leading scorer on the season, was saddled with foul trouble from the start of the game and ended up with 10 points in only 23 minutes of action.

Mistakes ended up costing SDSU as it committed 18 turnovers and missed 12 free throws as it was 18 for 30 (60%) from the line. SDSU shot 55.4% from the field and held UNLV to 47.8% shooting and outrebounded the Rebels 39-34.

SDSU closed the season at 23-8, its best NCAA Division I record in the history of the program.

SDSU	FG	FT	REB	PF	TP	A TO	B ST	MP		
Kennedy	5-8	1-3	8	3	11	0	1	1	0	29
Martens	4-8	3-4	2	4	11	4	0	0	0	28
Allen	8-10	7-10	9	4	23	0	0	4	3	36
Watson	9-15	1-4	3	5	19	6	4	0	2	33
Dorsey	0-3	2-4	6	3	2	8	4	0	0	31
Konek	1-5	3-4	3	4	5	7	3	0	0	20
Owens	2-3	0-0	0	0	4	0	1	0	1	8
Ross	2-4	1-1	3	1	5	0	1	1	0	8
Murray	0-0	0-0	0	0	0	0	0	0	0	7
Rebounds	5									
Totals	31-56	18-30	39	25	80	21	18	6	6	200
	55.4	60.0								

UNLV	FG	FT	REB	PF	TP	A TO	B ST	MP		
James	3-8	4-4	2	3	10	4	3	0	1	27
Gilliam	7-12	7-12	10	2	21	2	2	1	2	31
Adams	4-11	2-2	4	4	10	0	0	0	2	23
Jones	9-13	0-1	4	3	18	4	2	1	1	34
Banks	2-7	4-5	5	1	8	8	4	0	3	31
Robinson	3-7	0-0	2	5	6	0	1	1	0	20
Catchings	2-4	4-4	3	2	8	1	1	0	0	15
Graham	1-3	0-0	0	2	2	3	0	0	0	13
Hudson	1-2	0-0	1	2	2	1	0	0	0	6
Rebounds	5									
Totals	32-67	21-28	34	24	85	23	13	3	9	200
	47.8	75.0								

Score By Periods	1	2	Total
San Diego State	33	47	- 80
UNLV	43	42	- 85

Officials: Leonard Wertz, Carol Kite, Charles Tanner. Attendance: 7,351

'02 NCAA Tournament

No. 13 Illinois 93, San Diego State 64
 March 15, 2002 ♦ Chicago, Ill.
 United Center ♦ Att.: 20,850

CHICAGO -- In its first NCAA Tournament appearance since 1985, San Diego State was defeated by a balanced Illinois attack, falling to the Fighting Illini, 93-64, in front of 20,850 fans at the United Center in Chicago, Ill., on March 15.

Senior forward Randy Holcomb, San Diego State's leading scorer during the year, was held to under 10 points for only the third time that season. He was limited to nine points in 29 minutes of play in his last game as an Aztec.

Al Faux, also playing in his last game, was the game's leading scorer with 27. Eighteen of his 27 points came off of a 6-of-9 shooting performance from beyond the arc.

The Aztecs were down by 15 points at the half and never came closer than 13 the rest of the game. They were down by as many as 37 with 9:03 remaining.

Frank Williams paced the Fighting Illini with 25 points. Four of the five Illinois starters scored in double-digits.

Illinois outscored San Diego State 15-2 on fast break points, and shot 58.6 percent to the Aztecs' 39 percent in a game that was controlled by Illinois from start to finish.

With the loss, the Aztecs ended their season in which they went 21-12 and won the Mountain West Conference Tournament Championship.

(13) SDSU	MP	FG	3FG	FT	R	F	A TO	B	S	TP
Holcomb	29	4-10	0-1	1-2	3	0	2	4	0	9
Bland	35	6-15	1-2	5-7	4	2	2	1	0	18
Mackell	25	4-7	0-0	2-2	6	3	1	1	0	10
Moore	28	0-3	0-2	0-1	0	1	0	1	0	1
Faux	37	9-16	6-9	3-4	3	0	2	3	0	27
Smith	3	0-0	0-0	0-0	0	1	1	1	0	1
Walton	12	0-0	0-0	0-0	1	5	1	1	0	0
Kovacic	5	0-4	0-4	0-0	0	0	0	1	0	0
Wardrop	1	0-0	0-0	0-0	0	0	0	0	0	0
Epps	12	0-1	0-0	0-0	0	2	1	4	0	0
Sanders	13	0-3	0-0	0-0	7	2	0	1	1	3
Team	2									
Totals	200	23-59	7-18	11-16	26	16	10	18	1	8
					64					

(4) Illinois	MP	FG	3FG	FT	R	F	A TO	B	S	TP
Cook	28	5-8	1-3	1-1	8	2	0	2	1	12
Bradford	30	5-10	3-7	0-0	2	3	1	2	1	13
Archibald	22	0-2	0-0	3-4	8	2	1	0	2	3
Head	21	8-11	3-6	0-0	0	1	4	4	0	19
Williams	26	9-13	5-6	2-4	3	0	8	1	0	25
Johnson	11	1-1	1-1	2-2	2	1	2	1	0	5
Ferguson	6	1-2	0-0	0-0	1	1	1	2	0	2
Harrington	19	0-1	0-1	0-0	2	4	3	2	0	1
Howard	9	2-3	0-0	0-0	2	1	2	1	0	4
Krupalija	15	1-4	0-1	1-2	6	1	2	1	0	3
Powell	7	1-2	0-0	2-2	4	0	0	0	0	4
Smith	6	1-1	0-0	1-4	0	1	0	2	2	3
Team	3									
Totals	200	35-58	13-25	12-19	41	17	24	18	6	11
					93					

Halftime: Illinois 40, San Diego State 25. FG %: Illinois 58.6, San Diego State 39.0. 3FG%: Illinois 52.0, San Diego State 38.9. FT%: San Diego State 68.8, Illinois 63.2. Officials: Edwin Edsall, Melanie Davis, Joe Lindsay. Technicals: None.

'03 NIT

San Diego State 67, UC Santa Barbara 62 (ot)
 March 19, 2003 ♦ San Diego, Calif.
 Cox Arena at Aztec Bowl ♦ Att.: 5,390

SAN DIEGO -- San Diego State needed overtime to win its first NCAA Division I postseason game, claiming a 67-62 NIT first-round victory over UC Santa Barbara at Cox Arena.

Tony Bland, who became the third Aztec player to reach 1,000 points in just two seasons, sent the game into extra time by going the length of the floor to hit a bank shot with 1.9 seconds left. Then with 1:15 left in overtime, Tommy Johnson put SDSU ahead for good at 63-60 with a 3-pointer as the Aztecs closed the game with a 13-2 run.

In its sixth postseason appearance in 33 years at the Division I level, the Aztecs overcame their largest halftime deficit of the season (32-22) snapping a three-game losing streak, limiting UCSB to just 62 points and 42.6 percent shooting.

After a dunk by Evan Burns with 5:58 left in the first half, UCSB closed out the opening period with a 14-1 run to take a 10-point lead into the half. The Gauchos scored the first basket of the second half before Bland jumpstarted the Aztecs with a free throw and layup to start a 10-0 run.

The game was tied at 50-50 with five minutes left and both teams buckled down defensively for the rest of regulation.

The Gauchos scored the first six points of overtime before SDSU's game-ending run, which included six straight Mike Mackell points to tie the game at 60 and set up Johnson's heroics.

Bland had a team-high 17 points, while Burns scored 12 points, and Johnson finished with 10.

UCSB	MP	FG	3FG	FT	R	F	A TO	B	S	TP
Hull	39	10-19	5-9	3-3	5	3	3	2	0	3
Cook	23	2-4	0-0	6-6	3	2	1	1	0	2
Jones	35	6-13	0-3	3-5	4	3	1	3	0	12
Atako	32	0-4	0-1	0-0	2	1	6	2	0	0
Fullove	23	2-7	1-3	0-0	3	3	1	5	0	1
Brown	24	3-7	0-0	0-0	3	0	0	1	0	6
Davis	14	0-2	0-1	1-2	3	0	1	0	0	1
Ward	13	1-1	0-0	0-0	2	2	3	0	0	1
Whitehead	22	2-4	0-0	0-0	3	3	0	1	0	4
Team	3									
Totals	225	26-61	6-17	4-5	31	17	16	15	0	10
					62					

SDSU	MP	FG	3FG	FT	R	F	A TO	B	S	TP
Burns	34	4-7	0-1	4-4	9	1	3	5	2	12
Sanders	27	2-4	0-0	0-0	4	4	1	0	0	4
Mackell	38	3-9	0-0	3-5	3	0	2	4	0	1
Moore	36	1-5	0-3	2-2	9	3	2	1	0	4
Bland	35	7-16	0-4	3-6	3	0	2	1	2	17
Johnson	25	3-4	1-2	3-4	4	3	1	2	2	10
Sir	19	2-6	2-6	0-0	1	1	1	3	0	6
Sharper	7	1-2	1-2	0-0	1	0	1	0	0	3
Manker	4	1-1	0-0	0-0	2	0	0	0	0	2
Team	3									
Totals	225	24-54	4-18	15-21	36	12	13	16	6	6
					67					

Halftime: UCSB 32, SDSU 22. FG %: SDSU 44.4, UCSB 42.6. 3FG%: SDSU 35.3, UCSB 22.2. FT%: SDSU 80.0, UCSB 71.4. Officials: Tom Wood, Don McAllister, Mike Reed. Technicals: None.

'03 NIT

Texas Tech 57, San Diego State 48
 March 21, 2003 ♦ Lubbock, Texas
 United Spirit Arena ♦ Att.: 7,848

LUBBOCK, Texas -- Robert Tomaszek scored 14 points as Texas Tech beat San Diego State 57-48 in the second round of NIT.

Texas Tech (20-12) led by 14 points in the first half but San Diego State trailed by just one, 46-45, with 6:41 remaining. The Aztecs (16-14) had a chance to take the lead but Tony Bland missed a layup with 6:14 left after he stole the ball from Kasib Powell and took it the length of the court.

San Diego then went scoreless for nearly five minutes before Evan Burns hit a 3-pointer from the right corner with 1:47 remaining in the game.

Powell scored 12 points, and Will Chavis and Andre Emmett - the Big 12's leading scorer - added nine each for Tech.

Deandre Moore scored 11 points and Mike Mackell added 10 to lead the Aztecs.

San Diego State took an early 12-9 lead before Tech went on a 17-0 run, during which the Aztecs missed 12 straight shots, to lead 26-12 with 6:05 left in the half.

SDSU	MP	FG	3FG	FT	R	F	A TO	B	S	TP
Burns	32	2-8	1-4	0-0	6	0	1 2	1	2	5
Sanders	25	1-3	0-0	0-0	5	3	0 1	0	0	2
Mackell	29	3-6	0-0	4-8	6	5	0 3	0	0	10
Moore	34	4-9	3-5	0-0	6	3	8 2	0	0	11
Bland	33	3-15	0-2	3-4	3	2	2 5	0	1	9
Johnson	22	3-7	3-6	0-1	4	4	0 4	0	1	9
Sir	7	0-2	0-2	0-0	1	0	0 1	0	0	0
Sharper	7	0-2	0-2	0-0	1	1	0 1	0	1	0
Davis	8	1-2	0-0	0-0	3	3	0 2	0	0	2
Manker	2	0-0	0-0	0-0	0	0	0 0	0	0	0
Wardrop	1	0-0	0-0	0-0	0	0	0 0	0	0	0
Team					4					
Totals	200	17-54	7-21	7-13	39	21	11 21	1	5	48

Texas Tech	MP	FG	3FG	FT	R	F	A TO	B	S	TP
Emmett	40	2-10	0-1	5-8	15	1	3 2	0	2	9
Powell	38	3-8	0-0	6-9	6	2	3 3	0	0	12
Tomaszek	37	5-10	0-0	4-9	8	3	2 0	0	0	14
Doudney	18	2-4	1-2	0-0	4	2	1 2	0	1	5
Marshall	9	1-1	0-0	0-0	0	0	2 0	0	0	2
Chavis	27	4-9	0-2	1-2	1	1	0 4	0	1	9
Ross	29	3-6	0-0	0-0	2	3	5 1	1	6	6
Washington	2	0-1	0-1	0-0	0	1	0 0	0	0	0
Team										
Totals	200	20-49	1-6	16-28	36	13	16 12	1	10	57

Halftime: Texas Tech 33, San Diego State 21. **FG %:** Texas Tech 40.8, San Diego State 31.5. **3FG %:** San Diego State 33.3, Texas Tech 16.7. **FT %:** Texas Tech 57.1, San Diego State 53.8. **Officials:** Kelly Self, Larry Spaulding, Shawn Lehigh. **Technical:** None.

'06 NCAA Tournament

Indiana 87, San Diego State 83
 March 16, 2006 ♦ Salt Lake City, Utah
 Huntsman Center ♦ Att.: 15,122

SALT LAKE CITY -- Making its third postseason appearance in five years, 11th-seeded San Diego State fell 87-83 to sixth-seeded Indiana in a nailbiter in the first round of the NCAA Tournament.

The Hoosiers led by as many as nine points with just over six minutes remaining in the first half until Brandon Heath hit a three-pointer with 55 seconds left to give SDSU a one-point lead. As the half came to a close, Mohamed Abukar made a layup, giving the Aztecs a three-point cushion heading into half-time, despite hitting 62.1 percent of their field goals.

As the second half began, San Diego State started to pull away as it built a pair of 10-point leads, the last coming with 11:44 left in the contest.

Indiana chipped away at the Aztecs' lead and eventually tied the game at 76 with just under four minutes remaining. But just as it had all evening, SDSU pulled ahead until Heath lost the ball near midcourt with 55 seconds left, forcing a jumpball situation that the Hoosiers wound up winning.

After an Indiana timeout, the ensuing play saw Robert Vaden, who had 18 points, hit a three-point field goal giving the Hoosiers a two-point advantage with the clock showing five seconds.

On the inbound play, Abukar sailed a pass out of bounds and the Aztecs fouled on the next possession sending IU to the line where they connected on both free-throw attempts to end the game.

Abukar led all scorers with 24 points and also had nine rebounds. Heath scored 15 with Marcus Slaughter contributing 13 points and 10 rebounds. Richie Williams and John Sharper chipped in with 12 and 11 points, respectively.

(11) SDSU	MP	FG	3FG	FT	R	F	A TO	B	S	TP
Spain	18	3-4	0-0	2-2	2	4	0 2	0	0	8
Abukar	31	8-13	2-2	6-6	9	2	0 4	2	1	24
Slaughter	38	5-8	0-0	3-5	10	4	1 2	0	1	13
Heath	38	6-17	3-9	0-0	2	2	5 2	0	1	15
Williams	39	5-6	2-3	0-0	6	4	8 5	0	4	12
Sharper	24	4-6	3-4	0-0	0	1	0 1	0	0	11
Davis	9	0-0	0-0	0-0	3	1	1 0	0	0	0
Thomas	1	0-0	0-0	0-0	0	0	0 0	0	0	0
Camara	2	0-1	0-0	0-2	0	1	0 0	0	0	0
Team					4					
Totals	200	31-55	10-18	11-15	36	19	15 16	2	7	83

(6) Indiana	MP	FG	3FG	FT	R	F	A TO	B	S	TP
Ratliff	20	2-7	1-4	0-0	3	0	1 1	0	1	5
Vaden	36	5-12	5-11	3-3	3	3	3 2	0	1	18
Killingsworth	25	8-13	0-0	2-5	4	4	2 3	0	1	18
Strickland	32	4-9	1-4	0-0	4	4	2 1	0	1	9
Calloway	28	8-9	1-1	1-1	4	1	3 1	0	6	18
Wilmont	23	4-13	0-5	3-6	6	2	0 0	0	1	11
Suhr	4	0-0	0-0	0-0	0	0	0 0	0	0	0
Allen	17	1-2	0-1	0-0	2	1	1 0	0	0	2
Kline	6	0-1	0-0	0-0	0	0	1 0	0	0	0
Monroe	19	3-5	0-0	0-1	3	1	1 1	0	0	6
Team					6					
Totals	200	35-71	8-26	9-16	31	16	14 9	0	11	87

Halftime: San Diego State 44, Indiana 41. **FG %:** San Diego State 56.4, Indiana 49.3. **3FG %:** San Diego State 55.6, Indiana 30.8. **FT %:** San Diego State 73.3, Indiana 56.3. **Officials:** Tom Lopes, Michael Stuart, George Washington. **Technical:** None.

'07 NIT

San Diego State 74, Missouri State 70
 March 14, 2007 ♦ Springfield, Mo.
 Hammons Student Center ♦ Att.: 4,234

SPRINGFIELD, Mo. - San Diego State captured just its second Division I postseason victory as it defeated Missouri State on the road, 74-70, in the first round of the NIT. With the win, the Aztecs move on to face Syracuse in the second round.

SDSU and MSU struggled early to keep the game close. The Aztecs were particularly sloppy as they committed eight turnovers in the first eight minutes. However, the Bears did not make their run until the 10-minute mark, outscoring the Aztecs, 14-4, to go up by eight with 7:49 left.

San Diego State responded with 11 unanswered points and closed out the half on an 18-5 run to head into the lockerroom with a 34-29 lead.

The Aztecs maintained its lead and watched it balloon to eight on a Brandon Heath jumper with 15:14 on the clock.

With the game tied at 49, MSU caught fire and enjoyed a six-point advantage with 7:26 left. But as it did before, SDSU used a 15-4 run, giving it a 69-64 cushion going into the final minutes.

The Bears fought back, eventually tying it a 70 with 41 seconds remaining. After an Aztec timeout, Heath connected on a three-pointer with one second left on the shot clock and seven seconds on the game clock to put SDSU up 73-70.

With an opportunity to trim the Aztecs' lead, Nathan Bilyeu missed two free throws and SDSU's Jer'Vaughn Johnson made one of two from the charity stripe to put the game out of reach.


For the game, Heath finished with a game-high 26 points and Mohamed Abukar posted 13 of his 15 points in the second half to help put the Bears away. Jerome Habel added his second double-double of his career with 11 points and 10 rebounds.

SDSU	MP	FG	3FG	FT	R	F	A TO	B	S	TP
Habel	*36	4-7	0-0	3-6	10	5	1 4	2	2	11
Wade	*28	2-6	1-4	2-2	4	2	4 3	0	1	7
Abukar	*32	6-9	0-0	3-4	6	5	0 4	1	1	15
Heath	*38	11-21	4-11	0-0	4	3	2 6	0	2	26
Williams	*34	2-5	0-2	2-2	6	2	5 4	0	4	6
Johnson	3	0-0	0-0	3-4	1	1	0 0	0	0	3
Pastorek	8	1-2	0-0	0-0	2	2	1 0	0	0	2
Spain	21	1-2	1-2	1-2	1	0	0 2	1	2	4
Team					2					
Totals	200	27-52	6-19	14-20	36	20	13 23	4	12	74

MSU	MP	FG	3FG	FT	R	F	A TO	B	S	TP
Ard	*24	3-12	0-3	0-2	10	4	2 3	0	0	6
Chaney	*28	2-7	1-5	0-0	4	3	6 1	1	3	5
Richards	*29	5-9	0-0	5-7	8	3	1 2	0	1	15
Thomas, K.	*22	2-4	2-2	0-0	0	1	1 2	0	2	6
Ahearn	*32	5-14	3-9	2-3	0	1	3 4	0	0	15
Horton	2	0-0	0-0	0-0	0	0	0 0	0	0	0
Lamberth	20	1-5	0-2	0-0	3	2	0 0	0	0	2
Mitchell	27	2-4	0-0	12-14	5	4	2 2	0	3	16
Carter	0+	0-0	0-0	0-0	0	0	0 0	0	0	0
Thomas, D.	16	2-3	1-2	0-0	0	0	2 3	0	2	5
Team					1					
Totals	200	22-58	7-23	19-26	31	18	17 17	1	11	70

Halftime: San Diego State 34, Missouri State 29. **FG %:** San Diego State 51.9, Missouri State 37.9. **3FG %:** San Diego State 31.6, Missouri State 30.4. **FT %:** Missouri State 73.1, San Diego State 70.0. **Officials:** James Breeding, Bo Boroski, Archibald Whaley. **Technical:** None.

SDSU Broadcast Roster



**#1
BRANDON HEATH**

Guard
6-4, 203, Senior-3L
Los Angeles, Calif.
Westchester High

PPG: 19.4 RPG: 4.0 APG: 3.5
FG%: 42.6 3FG: 35.7 FT%: 75.4



**#2
JER'VAUGHN JOHNSON**

Forward
6-6, 254, Freshman-HS
Compton, Calif.
Centennial High


PPG: 2.5 RPG: 1.9 APG: 0.1
FG%: 59.2 3FG: 00.0 FT%: 50.0



**#3
RICHIE WILLIAMS**

Guard
5-9, 162, Sophomore-1L
San Diego, Calif.
Steele Canyon High

PPG: 7.1 RPG: 3.9 APG: 4.7
FG%: 45.3 3FG: 46.8 FT%: 75.8



**#4
JEROME HABEL**

Forward
6-10, 200, Junior-JC
Rockville, Md.
San Bernardino Valley
(Calif.) College


PPG: 11.0 RPG: 6.4 APG: 0.9
FG%: 60.6 3FG: 00.0 FT%: 52.6



**#5
JON PASTOREK**

Forward
6-8, 209, Freshman-HS
Anaheim, Calif.
Canyon High

PPG: 1.5 RPG: 0.8 APG: 0.3
FG%: 48.1 3FG: 42.9 FT%: 100.0



**#10
BRANDON MARTIN**

Guard
6-1, 175, Freshman-HS
Fremont, Calif.
American High


PPG: 0.2 RPG: 0.6 APG: 0.2
FG%: 25.0 3FG: 00.0 FT%: 00.0



**#21
MATT THOMAS**

Guard
6-4, 213, Junior-2L
Riverside, Calif.
Martin Luther King High

PPG: 1.5 RPG: 1.5 APG: 2.0
FG%: 1.000 3FG: 00.0 FT%: 50.0



**#30
CHRIS LAMB**

Center
6-10, 245, Sophomore-1L
Louisville, Colo.
Monarch High


PPG: 1.4 RPG: 0.9 APG: 0.3
FG%: 59.1 3FG: 00.0 FT%: 30.0



**#31
LORRENZO WADE**

Forward
6-6, 228, Sophomore-TR
Las Vegas, Nev.
Univ. of Louisville

PPG: 10.3 RPG: 5.2 APG: 2.6
FG%: 47.2 3FG: 27.1 FT%: 68.5



**#32
DAVID VELASQUEZ**

Guard
5-11, 175, Senior-SQ
Sunnyvale, Calif.
St. Francis High


PPG: 0.0 RPG: 0.0 APG: 0.0
FG%: 00.0 3FG: 00.0 FT%: 00.0



**#33
KYLE SPAIN**

Forward
6-5, 229, Sophomore-1L
Newark, Calif.
Newark Memorial High

PPG: 6.5 RPG: 4.5 APG: 0.9
FG%: 39.2 3FG: 31.3 FT%: 74.0



**#34
MOHAMED ABUKAR**

Forward
6-10, 229, Senior-1L
San Diego, Calif.
Univ. of Florida

PPG: 15.8 RPG: 5.8 APG: 1.5
FG%: 47.5 3FG: 29.0 FT%: 83.9



**Head Coach
STEVE FISHER**

- -16th full season as head coach • 311-198
- -8th year at San Diego State • 127-116
- -1989 NCAA champion
- -3 NCAA Championship game appearances
- -8 NCAA Tournament appearances
- -Among active coaches he ranks: 5th in NCAA Tournament winning percentage (20-8, 71.4 percent), t-5th in NBA Draft Picks (14) and t-7th in NCAA Final Four Appearances (3)

San Diego State Coaches and Staff

Brian Dutcher, assistant head coach
Gregg Gottlieb, assistant coach
Justin Hutson, assistant coach
Mark Fisher, director of basketball operations
Matt Soria, director of player development
Mark Haines, athletic trainer

San Diego State

2006-07 Record: 22-10; 10-6 MWC

2006 NCAA Tournament Participants; 2007 NIT Participants

- The Aztecs have won 20-plus games in consecutive seasons for the first time in their Division I history and the first time in 40 seasons.
- San Diego State is playing in its second consecutive postseason tournament and fourth in the last six seasons (all under Fisher).

Trends

- SDSU has a 49.8 FG pct. and 38.6 3FG pct. in 22 wins; 41.2 FG pct. and 28.2 3FG pct. in 10 losses.
- SDSU has won 25 straight home games when leading by 10 or more points at any time during the game.
- SDSU is 17-0 this season when scoring 74+ points.

Number	Name	Position	Height	Weight	Year	High School	PPG	RPG	APG	FG	3FG	FT	Notes	
1	Brandon Heath	Guard	6-4	203	Sr.-3L	Los Angeles, Calif. (Westchester High)	06-07: 19.4 MWC: 18.6 Career Highs: Points: 37 at UNLV (1-15-05) Rebounds: 10 at TCU (1-31-07) Assists: 9 vs. UCSD (11-27-04)	19.4 4.0 3.5 42.6 35.7 75.4	4.0 3.5 3.9 39.6 30.3 74.2	06-07: 19.4 MWC: 18.6 Career Highs: Points: 37 at UNLV (1-15-05) Rebounds: 10 at TCU (1-31-07) Assists: 9 vs. UCSD (11-27-04)	42.6 35.7 75.4	35.7 30.3 74.2	75.4 74.2	First-team all-MWC... NABC/USBWA honoree... First Aztec to score 30 pts. in a game in all four seasons... 1st all-time in scoring at SDSU (2,174)... All-time MWC leader in points and steals... 57 straight double-figure scoring gms... 54 career 20+ scoring gms... School's 3FG all-time leader... 1st double-double w/22 pts. and 10 rebs. at TCU... SDSU is 11-2 when he has 6+ FTA and 14-3 when assts. > turnovers.
2	JerVaughn Johnson	Forward	6-6	254	Fr.-HS	Compton, Calif. (Centennial High)	06-07: 2.5 MWC: 1.3 Career Highs: Points: 17 vs. Campbell (12-12-06) Rebounds: 6 vs. Campbell (12-12-06) Assists: 1 - three times	2.5 1.9 0.1 59.2 00.0 50.0	1.9 0.1 0.0 40.0 00.0 22.2	06-07: 2.5 MWC: 1.3 Career Highs: Points: 17 vs. Campbell (12-12-06) Rebounds: 6 vs. Campbell (12-12-06) Assists: 1 - three times	59.2 00.0 50.0	40.0 00.0 22.2	22.2	Possesses a big-time body for a true freshman... Aggressive player who can get to the basket... Played in 30 of 32 games this season... Is 28-for-48 from the field... CH 17 pts., 6 rebs. vs. Campbell in just 18 mins... Made first career start at WSU... 3 pts., 3-4 FTs at Missouri State... Has four or more rebounds seven times despite not playing more than 19 mins. in any gm.
3	Richie Williams	Guard	5-9	162	So.-1L	San Diego, Calif. (Steele Canyon High)	06-07: 7.1 MWC: 7.0 Career Highs: Points: 19 at BYU (2-22-06) Rebounds: 9 vs. SDSU (3-3-06) Assists: 11 vs. SDSU (3-3-06)	7.1 3.9 4.7 45.3 46.8 75.8	4.7 4.4 40.7 44.2 79.3	06-07: 7.1 MWC: 7.0 Career Highs: Points: 19 at BYU (2-22-06) Rebounds: 9 vs. SDSU (3-3-06) Assists: 11 vs. SDSU (3-3-06)	46.8 75.8	46.8 79.3	75.8	SDSU is 15-3 this season when he has at least 5 assists... Season-high 15 pts. vs. Campbell... Team leader in assists (149)... Multiple steals in 20 games... CH 6 steals vs. Utah... Logged 30 or more minutes 25 times, including four 40-minute gms... Made 26 of last 57 3FGA... Shooting 46.8% from 3pt. range this season after connecting on 32.2% last season... More assts. than TOs in 17 of last 19 games.
4	Jerome Habel	Forward	6-10	200	Jr.-JC	Rockville, Md. (San Bernardino Valley College)	06-07: 11.0 MWC: 11.3 Career Highs: Points: 23 vs. California (11-18-06) Rebounds: 12 at UNM (2-20-07) Assists: 3 - twice	11.0 6.4 0.9 60.6 00.0 52.6	0.9 58.6 00.0 60.0	06-07: 11.0 MWC: 11.3 Career Highs: Points: 23 vs. California (11-18-06) Rebounds: 12 at UNM (2-20-07) Assists: 3 - twice	60.6 00.0 52.6	00.0 60.0	52.6	Honorable mention all-MWC... Positive hockey +/- in 12 of the last 13 games... Has shot at least 50 percent from the field in 23 of 28 games... In his first game of the year vs. Cal, he had 23 points, 7 rebounds and 3 blocks... Double-double at UNM and at Missouri State... 6 or more rebs. in 18 games this season... 7 or more points in 22 of last 24 games... 13 multiple block games.
5	Jon Pastorek	Forward	6-8	209	Fr.-HS	Anaheim, Calif. (Canyon High)	06-07: 1.5 MWC: 0.6 Career Highs: Points: 13 vs. UCSD (11-15-06) Rebounds: 5 at UNLV (1-23-07) Assists: 2 - twice	1.5 0.8 0.3 48.1 42.9 100.0	0.2 33.3 25.0 00.0	06-07: 1.5 MWC: 0.6 Career Highs: Points: 13 vs. UCSD (11-15-06) Rebounds: 5 at UNLV (1-23-07) Assists: 2 - twice	48.1 42.9 100.0	42.9 00.0	00.0	True freshmen who has seen plenty of time this season for the Aztecs... Played in 22 games... 4 pts., 2 rebs., CH 2 assists vs. Campbell... Dished a CH two assists vs. UCR... Scored a CH 13 points in career-high 20 mins. vs. UCSD... CH 5 rebs. at UNLV... 2 pts., 2 rebs., 1 ast. at Missouri State... Has only four turnovers in his last 102 minutes on the court... Made 13-of-27 FGA (48.0 percent).
10	Brandon Martin	Guard	6-1	175	Fr.-HS	Fremont, Calif. (American High)	06-07: 0.2 MWC: 0.0 Career Highs: Points: 2 vs. Campbell (12-12-06) Rebounds: 5 vs. UCSD (11-15-06) Assists: 1 - twice	0.2 0.6 0.2 25.0 00.0 00.0	0.0 00.0 00.0 00.0	06-07: 0.2 MWC: 0.0 Career Highs: Points: 2 vs. Campbell (12-12-06) Rebounds: 5 vs. UCSD (11-15-06) Assists: 1 - twice	25.0 00.0 00.0	00.0 00.0	00.0	Lone walk-on the current squad... Played in nine games... Saw his first game action at Saint Mary's and played one minute... Played seven minutes and grabbed five boards against UCSD... Logged three minutes vs. UCR... Scored his first points (2) vs. Campbell... One turnover in just 20 minutes this season... Provides depth at the point guard position.
30	Chris Lamb	Center	6-10	245	So.-1L	Louisville, Colo. (Monarch High)	06-07: 1.4 MWC: 0.8 Career Highs: Points: 6 - twice Rebounds: 4 vs. UCSD (11-15-06) Assists: 2 vs. UCSD (11-15-06)	1.4 0.9 0.3 59.1 00.0 30.0	0.0 75.0 00.0 00.0	06-07: 1.4 MWC: 0.8 Career Highs: Points: 6 - twice Rebounds: 4 vs. UCSD (11-15-06) Assists: 2 vs. UCSD (11-15-06)	59.1 00.0 30.0	00.0 00.0	30.0	Made his first career start against Murray State... Is 15-for-24 from the field in his career... CH 3 points, two boards vs. MSU... Had two blocks at SMC... Matched CH with six points vs. UCSD... Played 131 mins. this season after playing only 21 mins. last year... Started four games at center... Has gained 40 lbs. since stepping foot on campus.
31	Lorrenzo Wade	Forward	6-6	228	So.-TR	Las Vegas, Nev. (Hargrave Military Academy/Louisville)	06-07: 10.3 MWC: 10.1 Career Highs: Points: 21 vs. Campbell (12-12-06) Rebounds: 12 vs. UNM (1-17-07) Assists: 9 vs. CSU (3-8-07)	10.3 5.2 2.6 47.2 27.1 68.5	2.6 43.7 25.0 60.0	06-07: 10.3 MWC: 10.1 Career Highs: Points: 21 vs. Campbell (12-12-06) Rebounds: 12 vs. UNM (1-17-07) Assists: 9 vs. CSU (3-8-07)	47.2 27.1 68.5	27.1 68.5	68.5	Honorable Mention all-MWC... Has shot at least 50% in 15 games... Scored in 10+ pts. in 18 games... CH 21 points (8-10 FG) vs. Campbell... Has a steal in 25 of last 28 games (55 total in last 28 gms)... CH 4 blocks vs. Lafayette... 34 blocks in last 21 gms... 13 pts. and CH 12 rebs. vs. UNM... 2nd career double-double at UNLV (11 pts., 11 rebs.)... 16 pts., 9 rebs., CH 8 assists at UNM.
32	David Velasquez	Guard	5-11	175	Sr.-SQ	Sunnyvale, Calif. (St. Francis High)	06-07: 0.0 MWC: 0.0 Career Highs: Points: -- Rebounds: -- Assists: --	0.0 0.0 0.0 00.0 00.0 00.0	0.0 00.0 00.0 00.0	06-07: 0.0 MWC: 0.0 Career Highs: Points: -- Rebounds: -- Assists: --	00.0 00.0 00.0	00.0 00.0	00.0	Fifth-year student manager who has played in three games... Fisher informed him that he would be dressing prior to shootaround before the Utah game... Added 6 units prior to the UNLV game to make himself a full-time student... Made his first appearance vs. (15/13) Air Force and recorded a steal... Saw the court for the second time this season vs. UNLV... Runs the scout team in practice.
33	Kyle Spain	Forward	6-5	229	So.-1L	Newark, Calif. (Newark Memorial High)	06-07: 6.5 MWC: 5.5 Career Highs: Points: 22 vs. CSU (1-13-07) Rebounds: 12 vs. Wyoming (3-11-06) Assists: 5 vs. Campbell (12-12-06)	6.5 4.5 0.9 39.2 31.3 74.0	0.7 38.7 27.3 66.7	06-07: 6.5 MWC: 5.5 Career Highs: Points: 22 vs. CSU (1-13-07) Rebounds: 12 vs. Wyoming (3-11-06) Assists: 5 vs. Campbell (12-12-06)	39.2 31.3 74.0	31.3 74.0	74.0	Aztecs are 5-0 this season and 16-2 in his career when he scores at least 10 points... CH five assists vs. Campbell... Tied a CH with 18 points vs. UCR (6-6 FGs, 1-1 3FGs, 5-5 FTs)... 4th on team in FT% at 74.0... At least 5 rebs. in 13 games played this season... SH 11 rebs. vs. SPU... 12 pts. in 24 mins. vs. USD... CH 22 pts. vs. CSU... 9 rebs. at New Mexico.
34	Mohamed Abukar	Forward	6-10	229	Sr.-1L	San Diego, Calif. (Rancho Bernardo High/Florida)	06-07: 15.8 MWC: 15.1 Career Highs: Points: 27 vs. BYU (2-24-07) Rebounds: 10 - three times Assists: 5 vs. N'eamern (12-22-03)	15.8 5.8 1.5 47.5 29.0 83.9	1.5 44.7 18.8 86.4	06-07: 15.8 MWC: 15.1 Career Highs: Points: 27 vs. BYU (2-24-07) Rebounds: 10 - three times Assists: 5 vs. N'eamern (12-22-03)	47.5 29.0 83.9	29.0 83.9	83.9	Second-team all-MWC... 52-of-55 FTA in last 4 mins. of gms... Scored in 10+pts. in 40 of his last 46 gms... 37-13 as a starter at SDSU... SDSU is 15-4 in his career when he has one turnover or less... Three double-doubles vs. SPU, at CSU, at Utah... CH 27 points vs. BYU... Made 93 of last 110 FTA (84.5%)... Scored in double figures in 27 games this season.

Coach Steve Fisher

Assistant Head Coach: Brian Dutcher

Assistant Coaches: Gregg Gottlieb, Justin Hutson

- 16th full season overall: 311-198
- 8th season at SDSU: 127-116
- 1989 NCAA Championship
- Appeared in national championship game three times ('89, '92, '93)
- 9 NCAA Tournament Appearances
- 5th in Active NCAA Tournament winning percentage (behind only Krzyzewski, Izzo, Pitino and R. Williams)
- One of 12 active coaches to win an NCAA national championship (Boehim, Calhoun, Donovan, Fisher, Izzo, Knight, Krzyzewski, Olson, Pitino, T. Smith, G. Williams and R. Williams)

Steve Fisher

16th-Full Season • 8th Season at SDSU • Illinois State, 1967



Record Breakdown

	Career
Home	177-62
Away	78-112
Neutral	56-24

By Month	
November	36-16
December	87-37
January	70-56
February	60-53
March	53-33
April	4-2

Games Decided By/In	
1-Point Games	15-8
2 Points	15-12
3 Points or Less	74-49
Overtime	22-16

Steve Fisher has guided the Aztec basketball program to unparalleled heights. In seven seasons he has taken a program that regularly missed out on the conference postseason tournament, to one which has become of the best programs on the West Coast and has the Aztecs knocking on the door of the elite teams in the country.

The best news for SDSU fans is that Fisher signed a new five-year contract prior to the start of practice in October that will keep him in San Diego for the foreseeable future.

When Fisher arrived on the scene in March of 1999, he found a basketball program that wasn't good enough to be called average. The Aztecs had suffered through 13 losing seasons in 14 years. Members of the school's last NCAA team were in the early stages of middle age. The expectations were set. The Aztecs were expected to lose. The year before Fisher's arrival on campus, San Diego State won just four games.

Now those days are a distant memory. Fisher guided San Diego State to the NCAA Tournament in 2002, the postseason NIT in 2003 and the NCAA Tournament last season. In addition, the Aztecs may have their best team in school history entering the 2006-07 campaign with four starters returning off a team that won a Division I school-record 24 games, won the conference regular season and postseason championships and was just a minute away from claiming their first Division I NCAA Tournament victory in school history.

On March 26, 1999, San Diego State announced its arrival on the basketball scene in the form of a news conference to introduce its new coach, Steve Fisher. Fresh from a stint with the Sacramento Kings and with three appearances in the Final Four and a national championship in his pocket, he rolled up his sleeves and went to work. And work was needed. It looked to be a daunting challenge and yet the man with one of the highest winning percentages in NCAA Tournament history had no reservations.

No head-coaching career, at any level, started quicker than that of Steve Fisher. Six games into his head-coaching career he was

undefeated and sporting a national championship ring. And the success didn't stop with the national title.

Fisher's eight-plus seasons at the University of Michigan produced a 184-82 (.692) record, nine postseason tournament berths and three trips to the NCAA championship game, including the magical run to the 1989 national title.

Under Fisher, the Wolverines also claimed an NIT championship, won at least 20 games four times and finished among the top three in the powerful Big Ten Conference five times. In 1995, Michigan set a league record by holding opponents to just 39.4 percent shooting from the floor.

Fisher and Company raised the bar even higher in the postseason. His seven NCAA Tournament teams at Michigan combined for a 20-6 record, ranking him fourth among active coaches and ninth in NCAA history with a winning percentage of .769 in the national bracket. Only 13 coaches have taken more teams to the Final Four, including just five that are still active. He is one of three coaches to take three squads to the Final Four in the first five years of a head-coaching career, and one of just six coaches to lead a team to the championship of the NIT as well as the NCAA.

His accomplishments may be even greater at San Diego State. In 2001-02 he led the Aztecs to the postseason for the first time since 1985 and for just the fourth time ever. The 21 wins were second most for the school as a Division I program and the most since 1985. The fact that those numbers came after just three seasons signifies what is one of the great recent turnarounds in college basketball.

He followed that up with a third consecutive season with a .500 or better record in 2002-03 and led San Diego State back to the postseason for the second consecutive season for only the second time in the school's Division I history. In addition, SDSU claimed its first Division I postseason victory with a win in the NIT.

The future looks even brighter. The Aztecs return four starters to go along with another nationally-ranked recruiting class have SDSU fans looking forward to the 2006-07 campaign.

► Steve Fisher Year-By-Year


Year	School	W	L	Pct.	Conference			Postseason/Honors
					W	L	Pct.	
1989	Michigan	6	0	1.000	-	-	-	NCAA Champions
1989-90	Michigan	23	8	.742	12	6	.667	NCAA Second Round
1990-91	Michigan	14	15	.483	7	11	.389	NIT First Round
1991-92	Michigan	25	9	.735	11	7	.611	NCAA Runner-Up, <i>Basketball Times</i> Coach of the Year
1992-93	Michigan	31	5	.861	15	3	.833	NCAA Runner-Up
1993-94	Michigan	24	8	.750	13	5	.722	NCAA Regional Finalist
1994-95	Michigan	17	14	.548	11	7	.611	NCAA First Round
1995-96	Michigan	20	12	.625	10	8	.556	NCAA First Round
1996-97	Michigan	24	11	.686	9	9	.500	NIT Champions
Eight Full Seasons at UM		184	82	.692	88	56	.611	7 NCAA Tournaments, 9 Postseason Appearances
Year	School	W	L	Pct.	W	L	Pct.	Postseason/Honors
1999-00	San Diego State	5	23	.179	0	14	.000	
2000-01	San Diego State	14	14	.500	4	10	.286	8th-most improved team in the country (Sagarin Ratings)
2001-02	San Diego State	21	12	.636	7	7	.500	NCAA First Round; Aztecs' first NCAA trip since 1985
2002-03	San Diego State	16	14	.552	6	8	.429	NIT Second Round; Aztecs reach postseason in consecutive yrs
2003-04	San Diego State	14	16	.483	5	9	.357	Two players that earned all-league honors return in 04-05
2004-05	San Diego State	11	18	.379	4	10	.286	Young Aztecs drop seven gms. by four pts. or less or OT
2005-06	San Diego State	24	9	.727	13	3	.813	MWC regular season and tournament champs.; NCAA berth
2006-07	San Diego State	22	10	.688	10	6	.625	Four players earn all-league recognition; NIT berth
Eight Seasons at SDSU		127	116	.523	49	67	.422	Consecutive Postseason Appearances
		W	L	Pct.	W	L	Pct.	Postseason/Honors
16th-Full Season Career		311	198	.611	137	123	.527	9 NCAA Tournaments, 13 Postseason Appearances

Season/Career Highs

Points	
Season	30 vs. BYU, 2-24-07 30 at New Mexico, 2-20-07
Career	37 at UNLV, 1-15-05
Rebounds	
Season	10 at TCU, 1-31-07
Career	10 at TCU, 1-31-07
Assists	
Season	7 vs. BYU, 2-24-07 7 vs. Campbell, 12-12-06 7 vs. California, 11-18-06
Career	9 vs. UCSD, 11-27-04
Field Goals	
Season	12 vs. BYU, 2-24-07
Career	12 vs. BYU, 2-24-07 12 vs. Wyoming, 1-22-05 12 at UNLV, 1-15-05
Field Goals Attempted	
Season	24 at New Mexico, 2-20-07
Career	27 vs. Wyoming, 3-11-06
Three-Point Field Goals	
Season	5 vs. Colorado State, 3-8-07 5 at New Mexico, 2-20-07 5 at UCSB, 11-25-06 5 vs. Murray State, 11-10-06
Career	8 at New Mexico, 2-25-06
Three-Point Field Goals Attempted	
Season	14 at New Mexico, 2-20-07
Career	14 at New Mexico, 2-20-07
Free Throws	
Season	8 vs. Wyoming, 1-3-07
Career	17 vs. UNLV, 2-12-05
Free Throws Attempted	
Season	10 vs. Wyoming, 1-3-07 10 at UCSB, 11-25-06
Career	17 vs. UNLV, 2-12-05
Steals	
Season	5 vs. UCR, 11-21-06
Career	5 vs. UCR, 11-21-06 5 vs. UCSD, 11-27-04
Blocked Shots	
Season	1 at Utah, 2-27-07 1 vs. Utah, 1-27-07
Career	1 - six times
Minutes Played	
Season	44 at New Mexico, 2-20-07
Career	44 at New Mexico, 2-20-07

1 • Brandon Heath

Guard • 6-4 • 203 • Senior • Los Angeles, Calif. (Westchester High)



MWC Rankings: 2nd in scoring, 3rd in steals, 4th in three-point field goals made, 6th in assists, 7th in assist-to-turnover ratio, 13th in three-point field goal percentage

2007 all-MWC first team... NABC, USBWA honoree... SDSU and MWC all-time leading scorer... First Aztec and MWC player to score more than 2,000 points in a career... First Aztec to score 30 points in a game in all four seasons... Preseason MWC top returning player... A preseason candidate for the Wooden Award... 3-time MWC PoW (eight in career)... Has 54 career 20-plus point games... SDSU career leader in steals, 3FGs... Is 8th player in school history to record 300 or more assists... Shamrock Invitational MVP... Has scored more than 10 points in 57 straight games... Went for 27 points and hit a GW half-court shot as time expired to give SDSU the win over Murray St. (11-10-06)... Scored 20 points at Saint Mary's (11-11-06)... Posted his third straight 20-plus scoring night with his 20 points against Seattle Pacific (11-12-06)... Shot 8-for-10 from the field to score 18 points vs. UCSD (11-15-06)... Tallied 19 points and a season-best seven assists in win over Cal (11-18-06)... Scored 29 points, including 23 in the second half at UCSB (11-15-06)... After scoring five points in the first half vs. USD (11-29-06), he had 16 in the second... Had 13 points at W. Michigan (12-2-06)... Team-high 14 points vs. Arizona (12-9-06)... Dished out a season-high seven assists vs. Campbell (12-12-06)... Scored a game-high 25 points vs. LMU (12-16-06) and became the MWC's all-time scoring leader... Scored a game-high 20 points at Washington St. (12-21-06)... 20 points, five rebounds, four steals vs. Lafayette (12-30-06)... Moved ahead of Michael Cage to become the Aztecs' all-time leading scorer when he scored 26 points vs. Wyoming (1-3-06)... Had 13 points and five rebounds at BYU (1-6-07)... 15 points and team-high six assists vs. CSU (1-13-07)... Scored 12 of his team-high 16 points in the second half vs. New Mexico (1-17-07)... Team-high 15 points and seven rebounds at Air Force (1-20-07)... Scored a game-high 20 points at UNLV (1-23-07)... Credited with 14 points and his first block of the season vs. Utah (1-27-07)... Posted his first career double-double at TCU (1-31-07) with 22 points and 10 rebounds and added six assists... Had 14 points and team-high six assists vs. Air Force (2-6-07)... Posted 14 points and five assists at CSU (2-10-07)... Scored a game-high 16 points and surpassed 2,000 career points vs. UNLV (2-14-07)... Scored 22 points at Wyoming (2-17-07)... Went for a season-high 30 points and connected on five threes at New Mexico (2-20-07)... Posted consecutive games with at least 30 points for the first time in his career when he scored 30 vs. BYU (2-24-07). He also added seven rebounds, seven assists and four steals... 19 points, five rebounds, three assists and three steals at Utah (2-27-07)... On Senior Day, Heath scored 12 points vs. TCU (3-3-07)... Tallied 20 points and made five threes vs. CSU at the MWC tourney (3-8-07)... Game-high 26 points at Missouri State in the first round of the NIT (3-14-07).

2006-07 Game-By-Game Statistics

Date	Opponent	S	MP	FG-FGA	3FG-FGA	FT-FTA	REB	PF	A	TO	BK	S	TP
N.10	vs. Murray State	S	39	8-17	5-10	6-6	5	2	3	1	0	1	27
N.11	at Saint Mary's	S	39	7-21	0-3	6-6	5	2	6	4	0	2	20
N.12	vs. Seattle Pacific	S	39	6-12	3-5	5-8	4	1	2	4	0	3	20
N.15	UC San Diego	S	29	8-10	2-2	0-2	6	2	1	2	0	2	18
N.18	California	S	40	7-15	3-7	2-2	2	1	7	5	0	3	19
N.21	UC Riverside	S	28	4-13	3-7	2-3	4	0	2	3	0	5	13
N.25	at UC Santa Barbara	S	38	9-14	5-8	6-10	4	1	2	1	0	4	29
N.29	San Diego	S	35	7-17	1-6	6-6	3	2	4	2	0	2	21
D.2	at Western Michigan	S	38	4-16	2-8	3-3	1	4	3	5	0	0	13
D.9	Arizona	S	39	6-18	2-10	0-0	4	0	2	3	0	1	14
D.12	Campbell	S	31	8-13	3-5	0-0	2	2	7	2	0	1	19
D.16	Loyola Marymount	S	36	8-14	4-7	5-6	4	3	4	5	0	2	25
D.21	at Washington State	S	40	7-16	3-6	3-3	4	1	2	2	0	1	20
D.30	Lafayette	S	39	7-17	2-8	4-6	5	1	1	2	0	4	20
J.3	Wyoming*	S	39	9-22	0-7	8-10	6	1	3	1	0	2	26
J.6	at Brigham Young*	S	30	5-13	2-5	1-2	5	2	3	6	0	3	13
J.13	Colorado State*	S	37	5-8	2-3	3-3	1	1	6	2	0	0	15
J.17	New Mexico*	S	40	5-15	3-9	3-5	3	1	4	3	0	1	16
J.20	at Air Force*	S	39	5-17	3-11	2-2	7	1	3	1	0	3	15
J.23	at UNLV*	S	40	8-14	4-9	0-2	3	4	2	5	0	0	20
J.27	Utah*	S	34	5-13	0-4	4-7	2	3	1	5	1	0	14
J.31	at TCU*	S	37	8-15	1-4	5-7	10	3	6	2	0	0	22
F.6	Air Force*	S	37	4-12	2-7	4-4	3	2	6	4	0	1	14
F.10	at Colorado State*	S	35	4-16	2-6	4-4	2	1	5	3	0	2	14
F.13	UNLV*	S	34	6-19	4-8	0-0	5	0	4	3	0	1	16
F.17	at Wyoming*	S	38	7-22	3-10	5-6	2	1	4	3	0	3	22
F.20	at New Mexico*	S	44	10-24	5-14	5-6	4	2	3	6	0	3	30
F.24	Brigham Young*	S	39	12-21	1-5	5-7	7	1	7	3	0	4	30
F.27	at Utah*	S	39	8-19	3-9	0-0	5	4	3	2	1	3	19
M.3	TCU*	S	36	5-18	2-11	0-1	2	1	3	3	0	0	12
M.8	vs. Colorado State	S	37	7-15	5-10	1-3	3	1	2	3	0	3	20
M.14	at Missouri State	S	38	11-21	4-11	0-0	4	3	2	6	0	2	26
M.19	at Syracuse												

► Heath Career Statistics

Year	G-GS	Min.-Avg.	FG-FGA	Pct.	3P-3PA	Pct.	FT-FTA	Pct.	OR	DR	Reb	Avg.	PF-D	AT	TO	BS	ST	Pts	Avg.
03-04	30-26	897-29.9	144-368	.391	48-160	.300	77-110	.700	23	57	80	2.7	58-0	53	66	0	41	413	13.8
04-05	29-28	997-34.4	176-432	.407	48-151	.318	132-161	.820	21	80	101	3.5	53-1	107	104	3	63	532	18.3
05-06	33-33	1164-35.3	204-481	.424	98-240	.408	101-119	.849	21	90	111	3.4	54-1	114	119	1	49	607	18.4
06-07	32-32	1183-37.0	220-517	.426	84-235	.357	98-130	.754	29	98	127	4.0	54-0	113	102	2	62	622	19.4
Totals	124-119	4241-34.2	744-1798	.414	278-786	.354	408-520	.785	94	325	419	3.4	219-2	387	391	6	215	2174	17.5

2 • JerVaughn Johnson

Forward • 6-6 • 254 • Freshman • Compton, Calif. (Centennial High)



Has seen action in 30 of 32 games this season... Logged more than 13 minutes of playing time in the first four contests and eight times this season... Had his best game at San Diego State as he set career highs in points (17), rebounds (6), assists (1), field goals (8), field goals attempted (9) and steals (1) vs. Campbell (12-12-06) all in just 18 minutes of play... Went 2-for-3 from the field for five points and had four rebounds in the opener vs. Murray State (11-10-06)... Played well at Saint Mary's (11-11-06) as he scored eight points and had a personal-best five rebounds... Hit both of his free throws vs. Seattle Pacific (11-12-06)... Posted six points and three rebounds at home vs. UC San Diego (11-15-06)... Saw limited action vs. California (11-18-06)... Connected on 4-of-5 attempts from the field and scored a then career-best nine points against UC Riverside (11-21-06)... Had three points and two rebounds in seven minutes at Western Michigan (12-2-06)... Tied his career high when he was credited with one assist vs. Arizona (12-9-06)... Had four rebounds, including three offensive, vs. Loyola Marymount (12-16-06)... Made the first start of his career at Washington State (12-21-06) and played 13 minutes... Talled three points in 10 minutes vs. Lafayette (12-30-06)... Totaled one rebound in seven minutes of action vs. Wyoming (1-3-07)... Had five rebounds at Brigham Young (1-6-07) in eight minutes... After not playing in two straight games, logged four minutes and made his only field goal attempt at Air Force (1-20-07)... Grabbed three rebounds in five minutes at UNLV (1-23-07)... Blocked his first career shot in his only minute of action vs. Utah (1-27-07)... Was a perfect 2-for-2 from the field for four points and had a rebound in six minutes at TCU (1-31-07)... Matched his career best with one blocked shot vs. Air Force (2-6-07)... Scored three points and had one rebound in seven minutes at Colorado State (2-10-07)... Played 11 minutes and collected five rebounds, two points and matched his career bests in blocks (1) and steals (1) vs. UNLV (2-13-07)... Saw nine minutes on the court at Wyoming (2-17-07) and grabbed one rebound... Played 15 minutes in reserve and had five rebounds, two points and a blocked shot at New Mexico (2-20-07)... Scored three points and had one rebound in 11 minutes vs. Brigham Young (2-24-07)... Logged three minutes and picked up a rebound at Utah (2-27-07)... Notched two points and had one rebound vs. TCU (3-3-07)... Played three minutes vs. Colorado State (3-8-07) at the MWC Championships... Hit 3 of 4 free throws, including one to put the game out of reach with one second left in the first round of the NIT at Missouri State (3-14-07)... Has made 29 of the 49 shots he has taken from the field (59.2 percent).

2006-07 Game-By-Game Statistics

Date	Opponent	S	MP	FG-FGA	3FG-FGA	FT-FTA	REB	PF	A	TO	BK	S	TP
N.10	vs. Murray State		13	2-3	0-0	1-2	4	1	0	1	0	0	5
N.11	at Saint Mary's		19	4-5	0-0	0-0	5	3	0	0	0	0	8
N.12	vs. Seattle Pacific		13	0-0	0-0	2-2	2	1	0	1	0	0	2
N.15	UC San Diego		18	1-2	0-0	4-6	3	2	1	3	0	1	6
N.18	California		3	0-0	0-0	0-0	0	0	0	1	0	0	0
N.21	UC Riverside		15	4-5	0-0	1-4	3	0	0	0	0	0	9
N.25	at UC Santa Barbara		4	0-0	0-0	0-0	0	2	0	0	0	0	0
N.29	San Diego		5	0-0	0-0	0-0	2	3	0	2	0	0	0
D.2	at Western Michigan		7	1-1	0-0	1-2	2	3	0	2	0	0	3
D.9	Arizona		4	0-0	0-0	0-0	0	1	1	0	0	0	0
D.12	Campbell		18	8-9	0-0	1-1	6	1	1	4	0	1	17
D.16	Loyola Marymount		10	0-2	0-0	1-2	4	0	0	2	0	0	1
D.21	at Washington State	S	13	0-0	0-0	0-0	0	0	0	2	0	0	0
D.30	Lafayette		10	1-2	0-1	1-2	0	2	0	2	0	0	3
J.3	Wyoming*		7	0-2	0-0	0-0	1	2	0	1	0	0	0
J.6	at Brigham Young*		8	0-2	0-0	0-1	5	3	0	2	0	0	0
J.13	Colorado State*												
J.17	New Mexico*												
J.20	at Air Force*		4	1-1	0-0	0-0	0	2	0	0	0	0	2
J.23	at UNLV*		5	0-1	0-0	0-0	3	2	0	2	0	0	0
J.27	Utah*		1	0-0	0-0	0-0	0	0	0	0	1	0	0
J.31	at TCU*		6	2-2	0-0	0-0	1	1	0	0	0	0	4
F.6	Air Force*		5	0-2	0-0	0-0	1	0	0	1	1	0	0
F.10	at Colorado State*		7	1-1	0-0	1-2	1	1	0	0	0	0	3
F.13	UNLV*		11	1-6	0-0	0-0	5	2	0	0	1	1	2
F.17	at Wyoming*		9	0-0	0-0	0-0	1	3	0	1	0	0	0
F.20	at New Mexico*		15	1-1	0-0	0-0	5	1	0	0	1	0	2
F.24	Brigham Young*		11	1-1	0-0	1-2	1	2	0	0	0	0	3
F.27	at Utah*		3	0-0	0-0	0-2	1	1	0	0	0	0	0
M.3	TCU*		6	1-1	0-0	0-2	1	1	0	0	0	0	2
M.8	vs. Colorado State		3	0-0	0-0	0-0	0	1	0	0	0	0	0
M.14	at Missouri State		3	0-0	0-0	3-4	1	1	0	0	0	0	3
M.19	at Syracuse												

► Johnson Career Statistics

Year	G-GS	Min.-Avg.	FG-FGA	Pct.	3P-3PA	Pct.	FT-FTA	Pct.	OR	DR	Reb	Avg.	PF-D	AT	TO	BS	ST	Pts	Avg.
06-07	30-1	256-8.5	29-49	.592	0-1	.000	17-34	.500	24	34	58	1.9	42-0	3	27	4	3	75	2.5

Season/Career Highs

Points
 Season 18 at Colorado State, 2-10-07
 Career 19 at BYU, 2-22-06

Rebounds
 Season 8 vs. Lafayette, 12-30-06
 Career 9 vs. So. Dakota St., 3-3-06

Assists
 Season 8 vs. Lafayette, 12-30-06
 8 vs. UCR, 11-21-06
 8 vs. Murray St., 11-10-06
 Career 11 vs. So. Dakota St., 3-3-06

Field Goals
 Season 5 at Colorado State, 2-10-07
 5 vs. Seattle Pacific, 11-12-06
 Career 8 at BYU, 2-22-06

Field Goals Attempted
 Season 12 at UNLV, 1-23-07
 Career 12 at UNLV, 1-23-07
 12 at BYU, 2-22-06
 12 at Wyoming, 1-28-06

Three-Point Field Goals
 Season 3 vs. UCSD, 11-15-06
 Career 3 vs. UCSD, 11-15-06

Three-Point FG Attempted
 Season 5 vs. Colorado State, 3-8-07
 5 vs. TCU, 3-3-07
 Career 5 vs. Colorado State, 3-8-07
 5 vs. TCU, 3-3-07

Free Throws
 Season 7 vs. Campbell, 12-12-06
 Career 7 vs. Campbell, 12-12-06

Free Throws Attempted
 Season 9 at W. Michigan, 12-2-06
 Career 9 at W. Michigan, 12-2-06
 9 at Alaska Fair., 11-17-05

Steals
 Season 6 vs. Utah, 1-27-07
 Career 6 vs. Utah, 1-27-07

Blocked Shots
 Season 1 vs. Colorado State, 3-8-07
 1 vs. Campbell, 12-12-06
 1 vs. UCSD, 11-15-06
 Career 1 - five times

Minutes Played
 Season 40 at New Mexico, 2-20-07
 40 vs. Seattle Pacific, 11-12-06
 40 at Saint Mary's, 11-11-06
 40 vs. Murray State, 11-10-06
 Career 40 - four times

3 • Richie Williams

Guard • 5-9 • 162 • Sophomore • San Diego, Calif. (Steele Canyon High)



MWC Rankings: 1st in steals, 2nd in assists, 5th in assist-to-turnover ratio

Started 31 games and has played 30-plus minutes 26 times this season... SDSU is 15-3 this season when he has at least five assists... Played every minute in three consecutive days to open the season... Posted eight points and eight assists against Murray St. (11-10-06)... Recorded four steals at Saint Mary's (11-11-06), while playing the whole game... Scored 12 points on 5-of-9 shooting vs. Seattle Pacific (11-12-06)... Went perfect on the night, shooting 3-for-3 from the field (3-3 3FGs) and 2-for-2 from the line en route to 11 points vs. UCSD (11-15-06)... Plagued by foul trouble vs. Cal (11-18-06), he still grabbed four rebounds and had two steals... Matched his season-high with eight assists despite playing just 30 minutes in the victory over UCR (11-21-06)... Set a then season high for rebounds with five at UCSB (11-25-06)... Had five rebounds vs. San Diego (11-29-06)... At W. Michigan (12-2-06), he scored 12 points and connected on five free throws; he also added six rebounds... Was credited with seven rebounds vs. Arizona (12-9-06)... Scored a season-high 15 points vs. Campbell (12-12-06), dished out six assists and went a personal-best 7-for-7 from the free throw line... Had his second straight game with six assists when he dished out six dimes vs. LMU (12-16-06)... Had four boards and five points in 37 minutes at Washington St. (12-21-06)... Nearly missed SDSU's first-ever triple double with eight points, eight rebounds (season high) and eight assists (season high) vs. Lafayette (12-30-06)... Recorded six assists, six rebounds and five points vs. Wyoming (1-3-06)... Battled the flu and did not start at BYU (1-6-07), but still contributed seven points and three steals in 25 minutes... Had a team-high six assists and added seven points in 31 minutes vs. Colorado St. (1-13-07)... Tied for team-high honors in assists with three at Air Force (1-20-07)... Recorded a game-high seven assists and added 12 points and three steals vs. New Mexico (1-17-07)... Scored nine points, grabbed five rebounds and had three thefts at UNLV (1-23-07)... Had a personal-best six steals and five assists and zero turnovers in 35 minutes vs. Utah (1-27-07)... Had five points, two steals, two assists and two rebounds in the win at TCU (1-31-07)... Connected on 2-of-3 three pointers and had two steals vs. AFA (2-6-07)... Scored a season-high 18 points and added six rebounds and six assists at CSU (2-10-07)... Made two threes, had five assists and zero turnovers vs. UNLV (2-13-07)... Had eight points, four steals and four rebounds at Wyoming (2-17-07)... Dished out seven assists in 40 minutes at New Mexico (2-20-07)... Disrupted BYU's offense with four steals and had five assists against the Cougars (2-24-07)... Had seven assists and eight points at Utah (2-27-07)... Recorded 10 points, four rebounds and four assists vs. TCU (3-3-07)... Scored eight points and added six assists and four steals vs. CSU at the MWC tourney (3-8-07)... Six points, six rebounds, five assists and four steals in the NIT game at Missouri State (3-14-07).

2006-07 Game-By-Game Statistics

Date	Opponent	S	MP	FG-FGA	3FG-FGA	FT-FTA	REB	PF	A	TO	BK	S	TP
N.10	vs. Murray State	S	40	3-4	0-1	2-3	3	1	8	7	0	2	8
N.11	at Saint Mary's	S	40	2-8	2-2	0-1	3	4	5	5	0	4	6
N.12	vs. Seattle Pacific	S	40	5-9	2-4	0-0	3	4	3	4	0	1	12
N.15	UC San Diego	S	30	3-3	3-3	2-2	3	1	4	2	1	0	11
N.18	California	S	21	1-1	0-0	0-0	4	5	4	2	0	2	2
N.21	UC Riverside	S	30	2-6	1-2	1-1	4	4	8	4	0	3	6
N.25	at UC Santa Barbara	S	29	1-2	0-1	0-0	5	4	5	5	0	0	2
N.29	San Diego	S	36	3-4	1-1	1-1	5	3	2	4	0	2	8
D.2	at Western Michigan	S	37	3-8	1-4	5-9	6	3	4	4	0	1	12
D.9	Arizona	S	33	2-4	0-1	0-0	7	4	4	5	0	1	4
D.12	Campbell	S	28	3-5	2-4	7-7	1	2	6	3	1	2	15
D.16	Loyola Marymount	S	36	1-3	1-2	0-1	3	3	6	5	0	0	3
D.21	at Washington State	S	37	2-2	1-1	0-0	4	4	1	5	0	2	5
D.30	Lafayette	S	35	2-3	2-3	2-4	8	0	8	4	0	3	8
J.3	Wyoming*	S	37	2-8	1-4	0-0	6	2	6	4	0	1	5
J.6	at Brigham Young*	S	25	2-4	1-2	2-4	3	2	1	0	0	3	7
J.13	Colorado State*	S	31	2-3	1-1	2-2	4	2	6	5	0	1	7
J.17	New Mexico*	S	39	4-9	2-4	2-5	4	2	7	2	0	3	12
J.20	at Air Force*	S	32	0-2	0-2	0-0	1	4	3	2	0	0	0
J.23	at UNLV*	S	36	4-12	1-3	0-0	5	4	2	5	0	3	9
J.27	Utah*	S	35	1-1	0-0	4-4	3	4	5	0	0	6	6
J.31	at TCU*	S	34	2-8	1-3	0-0	2	2	2	1	0	2	5
F.6	Air Force*	S	26	2-3	2-3	0-0	2	3	4	2	0	2	6
F.10	at Colorado State*	S	39	5-7	2-4	6-6	6	3	6	3	0	0	18
F.13	UNLV*	S	25	2-2	2-2	0-0	3	4	5	0	0	3	6
F.17	at Wyoming*	S	38	2-7	1-2	3-4	4	4	0	1	0	4	8
F.20	at New Mexico*	S	40	1-3	1-3	2-2	3	2	7	2	0	1	5
F.24	Brigham Young*	S	39	0-2	0-1	0-0	2	1	5	2	0	4	0
F.27	at Utah*	S	33	3-6	2-4	0-0	4	4	7	2	0	0	8
M.3	TCU*	S	35	3-9	2-5	2-2	4	1	4	2	0	2	10
M.8	vs. Colorado State	S	38	2-6	2-5	2-2	4	3	6	3	1	4	8
M.14	at Missouri State	S	34	2-5	0-2	2-2	6	2	5	4	0	4	6
M.19	at Syracuse												

► Williams Career Statistics

Year	G-GS	Min.-Avg.	FG-FGA	Pct.	3P-3PA	Pct.	FT-FTA	Pct.	OR	DR	Reb	Avg.	PF-D	AT	TO	BS	ST	Pts	Avg.
05-06	33-32	935-28.3	71-168	.423	19-59	.322	58-81	.716	26	61	87	2.6	77-1	127	97	2	58	219	6.6
06-07	32-31	1088-34.0	72-159	.453	37-79	.468	47-62	.758	26	99	125	3.9	91-1	149	99	3	66	228	7.1
Totals	65-63	2023-31.1	143-327	.437	56-138	.406	105-143	.734	52	160	212	3.3	168-2	276	196	5	124	447	6.9

Career Highs

Points
Career 23 vs. California, 11-18-06

Rebounds
Career 12 at New Mexico, 2-20-07

Assists
Career 3 at W. Michigan, 12-2-06
3 vs. San Diego, 11-29-06

Field Goals
Career 10 vs. California, 11-18-06

Field Goals Attempted
Career 13 vs. Utah, 1-27-07

Three-Point Field Goals
Career

Three-Point FG Attempted
Career 1 vs. Arizona, 12-9-06

Free Throws
Career 6 at Wyoming, 2-17-07
6 at Wash. St., 12-21-06

Free Throws Attempted
Career 8 at Wyoming, 2-17-07
8 at Wash. St., 12-21-06
8 vs. California, 11-18-06


Steals
Career 3 at Colorado State, 2-10-07

Blocked Shots
Career 4 at New Mexico, 2-20-07

Minutes Played
Career 36 at Missouri State, 3-14-07
36 vs. Colorado State, 3-8-07
36 at W. Michigan, 12-2-06

4 • Jerome Habel

Forward • 6-10 • 200 • Junior • Rockville, Md.
(Walt Whitman (Md.) High/San Bernardino Valley (Calif.) College)



MWC Rankings: 3rd in field goal percentage, 6th in blocked shots, 6th in rebounding, 8th in offensive rebounding, 10th in defensive rebounding

Honorable mention all-MWC... Has started 21 games... Has six or more rebounds in 18 games this season... Connected on at least 50 percent of his shots in 23 games... Two double-doubles this year... Made his debut vs. California (11-18-06) a memorable one... Connected on 10-of-11 shots en route to a game-high 23 points in 30 minutes against the Golden Bears... Also shared team-high honors with seven rebounds and added three blocked shots... Followed that performance up with a game-high 10 rebounds against UCR (11-21-06)... Had 14 points and seven rebounds at UCSB (11-25-06)... Established a career best with three assists vs. San Diego (11-29-06)... Matched his lifetime best of three assists at Western Michigan (12-2-06), while adding 14 points and seven rebounds in a career-high 36 minutes... Snagged seven rebounds and put up nine points vs. Arizona (12-9-06)... Added 12 points, six rebounds and a career-high tying three blocks vs. Campbell (12-12-06)... Nine rebounds vs. LMU (12-16-06)... Came off the bench to contribute eight points, including a career-best six free throws at Washington St. (12-21-06)... Had 10 rebounds and three blocks vs. Lafayette (12-30-06)... Shot 4-of-8 from the field for eight points vs. Wyoming (1-3-07)... Tallied 12 points and two blocks at BYU (1-6-07)... Posted a then career-best two steals vs. Colorado State (1-13-07)... Posted 11 points and four rebounds vs. New Mexico (1-17-07)... Shared team-high honors in points with 15 and added five rebounds at Air Force (1-20-07)... Started, but injured his ankle mid-way through the first half, and contributed nine points, seven rebounds and two blocks at UNLV (1-23-07)... Went 8-for-13 from the field en route to 17 points vs. Utah (1-27-07)... Blocked a career-high three shots at TCU (1-31-07)... Scored 11 points and had eight rebounds vs. Air Force (2-6-07)... Tied his career high with three blocks, set a new personal best with three steals, grabbed seven rebounds and scored 10 points at CSU (2-10-07)... Went for nine points, five rebounds and two blocks vs. UNLV (2-13-07)... Posted 18 points and a game-high nine rebounds at Wyoming (2-17-07)... Recorded his first double-double at UNM (2-20-07) with 18 points and 12 rebounds; he also added a career-best four blocks... Missed only two shots en route to 12 points vs. BYU (2-24-07)... Shot 4-for-8 from the field en route to eight points at Utah (2-27-07)... 11 points, eight rebounds and a team-high two blocks vs. TCU (3-3-07)... Scored 14 points and grabbed seven rebounds vs. CSU at the MWC tournament (3-8-07)... Posted his second double-double at Missouri St. (3-14-07) with 11 points and 10 rebounds.

2006-07 Game-By-Game Statistics

Date	Opponent	S	MP	FG-FGA	3FG-FGA	FT-FTA	REB	PF	A	TO	BK	S	TP
N.10	vs. Murray State												
N.11	at Saint Mary's												
N.12	vs. Seattle Pacific												
N.15	UC San Diego												
N.18	California		30	10-11	0-0	3-8	7	3	0	2	3	0	23
N.21	UC Riverside	S	25	2-6	0-0	2-2	10	0	2	2	1	0	6
N.25	at UC Santa Barbara	S	34	7-12	0-0	0-2	7	4	1	2	2	1	14
N.29	San Diego	S	29	1-5	0-0	0-0	6	4	3	2	0	0	2
D.2	at Western Michigan	S	36	7-8	0-0	0-4	7	3	3	3	2	0	14
D.9	Arizona	S	32	4-8	0-1	1-2	7	1	1	1	0	0	9
D.12	Campbell	S	24	6-7	0-0	0-0	6	3	2	3	3	1	12
D.16	Loyola Marymount		31	4-5	0-0	0-0	9	3	0	3	1	0	8
D.21	at Washington State		27	1-2	0-0	6-8	6	2	1	2	0	1	8
D.30	Lafayette	S	33	3-9	0-0	1-2	10	2	2	2	3	1	7
J.3	Wyoming*	S	18	4-8	0-0	0-0	1	2	0	2	0	0	8
J.6	at Brigham Young*		22	5-8	0-0	2-5	2	0	0	0	2	1	12
J.13	Colorado State*		20	1-2	0-0	3-4	3	3	1	1	1	2	5
J.17	New Mexico*	S	26	4-6	0-0	3-4	4	1	1	2	0	0	11
J.20	at Air Force*		27	7-9	0-0	1-3	5	2	0	1	0	0	15
J.23	at UNLV*	S	31	4-10	0-0	1-2	7	1	0	1	2	0	9
J.27	Utah*		29	8-13	0-0	1-2	4	0	0	1	1	0	17
J.31	at TCU*	S	24	3-5	0-0	0-0	4	5	1	0	3	0	6
F.6	Air Force*	S	34	5-8	0-0	1-1	8	3	0	1	1	0	11
F.10	at Colorado State*	S	27	5-8	0-0	0-1	7	3	0	3	3	3	10
F.13	UNLV*	S	32	4-8	0-0	1-2	5	0	1	1	2	1	9
F.17	at Wyoming*	S	32	6-10	0-0	6-8	9	4	2	2	1	1	18
F.20	at New Mexico*	S	34	7-11	0-0	4-6	12	3	1	1	4	1	18
F.24	Brigham Young*	S	30	6-8	0-0	0-0	4	3	0	1	0	1	12
F.27	at Utah*	S	29	4-8	0-0	0-0	3	1	1	1	1	1	8
M.3	TCU*	S	35	5-11	0-0	1-2	8	1	0	2	2	1	11
M.8	vs. Colorado State	S	36	7-8	0-0	0-2	7	3	0	0	1	0	14
M.14	at Missouri State	S	36	4-7	0-0	3-6	10	5	1	4	2	2	11
M.19	at Syracuse												

Habel Career Statistics

Year	G-GS	Min.-Avg.	FG-FGA	Pct.	3P-3PA	Pct.	FT-FTA	Pct.	OR	DR	Reb	Avg.	PF-D	AT	TO	BS	ST	Pts Avg.
06-07	28-21	823-29.4	134-221	.606	0-1	.000	40-76	.526	65	113	178	6.4	65-2	24	46	41	18	308 11.0

Career Highs

Points	Career 13 vs. UCSD, 11-15-06
Rebounds	Career 5 at UNLV, 1-23-07
Assists	Career 2 vs. Campbell, 12-12-06 2 vs. UCR, 11-21-06
Field Goals	Career 4 vs. UCSD, 11-15-06
Field Goals Attempted	Career 6 vs. UCSD, 11-15-06
Three-Point Field Goals	Career 3 vs. UCSD, 11-15-06
Three-Point Field Goals Attempted	Career 4 vs. UCSD, 11-15-06
Free Throws	Career 2 vs. UCSD, 11-15-06
Free Throws Attempted	Career 2 vs. UCSD, 11-15-06
Steals	Career 1 at Saint Mary's, 11-11-06

5 • Jon Pastorek

Forward • 6-8 • 209 • Freshman • Anaheim, Calif. (Canyon High)



Played in 22 games this season, including 15 of the last 19... Only has four turnovers in his last 102 minutes on the court... After playing only 11 minutes total in the first three games, Pastorek logged a career-best 20 minutes vs. UC San Diego (11-15-06) and saw 10 minutes of action against UC Riverside (11-21-06)... Against the Tritons, he scored 13 points on 4-of-6 shooting, including 3-for-4 from three-point distance, grabbed one rebound and blocked his first shot... After not seeing action the previous two games, he logged two minutes at Western Michigan (12-2-06)... Posted four points and career-high two rebounds and two assists in 11 minutes vs. Campbell (12-12-06)... Logged 11 minutes and had three points and a rebound vs. Lafayette (12-30-06)... Played in consecutive games for the first time since playing in the opening four games when he saw two minutes of court time vs. Wyoming (1-3-07)... Saw action in his third straight game at Brigham Young and played 11 minutes... Tied his Aztec career high when he played in his fourth consecutive game vs. Colorado State (1-13-07) and tallied three points and had a personal-best three rebounds in 12 minutes, his most game action since Nov. 15 vs. UC San Diego (20 mins.)... Played in a personal-best fifth straight game vs. New Mexico (1-17-07) and had a pair of rebounds... Logged three minutes at Air Force (1-20-07)... Snagged a career-high five rebounds in 16 minutes at UNLV (1-23-07)... Credited with one rebound in two minutes vs. Air Force (2-6-07)... Played one minute vs. Colorado State at the MWC Championships (3-8-07)... Scored two points, grabbed two rebounds and had an assist in eight minutes in the first-round NIT game at Missouri State (3-14-07).

2006-07 Game-By-Game Statistics

Date	Opponent	S	MP	FG-FGA	3FG-FGA	FT-FTA	REB	PF	A	TO	BK	S	TP
N.10	vs. Murray State		2	0-0	0-0	0-0	0	1	0	1	0	0	0
N.11	at Saint Mary's		5	0-0	0-0	0-0	0	0	0	0	0	1	0
N.12	vs. Seattle Pacific		4	0-1	0-1	0-0	0	0	0	0	0	0	0
N.15	UC San Diego		20	4-6	3-4	2-2	1	2	0	3	1	0	13
N.18	California					DNP-CD							
N.21	UC Riverside		10	2-2	1-1	0-0	1	0	2	0	0	0	5
N.25	at UC Santa Barbara					DNP-CD							
N.29	San Diego					DNP-CD							
D.2	at Western Michigan		2	0-0	0-0	0-0	0	0	0	0	0	0	0
D.9	Arizona					DNP-CD							
D.12	Campbell		11	2-4	0-2	0-0	2	1	2	0	0	0	4
D.16	Loyola Marymount					DNP-CD							
D.21	at Washington State					DNP-CD							
D.30	Lafayette		11	1-3	1-2	0-0	1	1	0	0	0	0	3
J.3	Wyoming*		2	0-0	0-0	0-0	0	0	0	0	0	0	0
J.6	at Brigham Young*		11	0-1	0-0	0-0	0	2	0	1	0	0	0
J.13	Colorado State*		12	1-2	1-2	0-0	3	2	0	0	0	0	3
J.17	New Mexico*		7	0-2	0-1	0-0	2	0	1	1	0	0	0
J.20	at Air Force*		3	0-0	0-0	0-0	0	1	0	1	0	0	0
J.23	at UNLV*		16	2-3	0-0	0-0	5	2	1	1	0	0	4
J.27	Utah*		1	0-0	0-0	0-0	0	0	0	0	0	0	0
J.31	at TCU*		2	0-0	0-0	0-0	0	0	0	0	0	0	0
F.6	Air Force*		2	0-0	0-0	0-0	1	0	0	0	0	0	0
F.10	at Colorado State*					DNP-CD							
F.13	UNLV*		1	0-1	0-1	0-0	0	0	0	0	0	0	0
F.17	at Wyoming*		0+	0-0	0-0	0-0	0	1	0	0	0	0	0
F.20	at New Mexico*		1	0-0	0-0	0-0	0	1	0	0	0	0	0
F.24	Brigham Young*					DNP-CD							
F.27	at Utah*					DNP-CD							
M.3	TCU*					DNP-CD							
M.8	vs. Colorado State		1	0-0	0-0	0-0	0	0	0	0	0	0	0
M.14	at Missouri State		8	1-2	0-0	0-0	2	2	1	0	0	0	2
M.19	at Syracuse												

► Pastorek Career Statistics

Year	G-GS	Min.-Avg.	FG-FGA	Pct.	3P-3PA	Pct.	FT-FTA	Pct.	OR	DR	Reb	Avg.	PF-D	AT	TO	BS	ST	Pts Avg.
06-07	22-0	132-6.0	13-27	.481	6-14	.429	2-2	1.000	6	12	18	0.8	16-0	7	8	1	1	34 1.5

Career Highs

Points
Career 2 vs. Campbell, 12-12-06

Rebounds
Career 5 vs. UCSD, 11-15-06

Assists
Career 1 vs. Campbell, 12-12-06
1 vs. UCSD, 11-15-06

Field Goals
Career 1 vs. Campbell, 12-12-06

Field Goals Attempted
Career 1 vs. Air Force, 2-6-07
1 vs. Campbell, 12-12-06
1 vs. UCR, 11-21-06
1 vs. UCSD, 11-15-06

Three-Point Field Goals
Career

Three-Point FG Attempted
Career 1 vs. Air Force, 2-6-07

Free Throws
Career

Free Throws Attempted
Career


Steals
Career

Blocked Shots
Career

Minutes Played
Career 7 vs. UCSD, 11-15-06

10 • Brandon Martin

Guard • 6-1 • 175 • Freshman • Fremont, Calif. (American High)



The lone walk-on on the team... Provides depth at the point guard position... Played in nine games this season.... Saw his first game action at the end of the first half at Saint Mary's (11-11-06)... Played his most extensive minutes in the home opener vs. UCSD (11-15-06) where he logged seven minutes, pulled down five rebounds and recorded one assist... Had his number called at Western Michigan (12-2-06) in the final seconds and applied full-court pressure against the Broncos... Scored his first points as an Aztec on a layup vs. Campbell (12-12-06); he also tied his career high with one assist... After not seeing any action in eight consecutive games, he had his number called at UNLV (1-23-07)... Attempted his first three-point field goal vs. Air Force (2-6-07).

2006-07 Game-By-Game Statistics

Date	Opponent	S	MP	FG-FGA	3FG-FGA	FT-FTA	REB	PF	A	TO	BK	S	TP
N.10	vs. Murray State				DNP-CD								
N.11	at Saint Mary's		1	0-0	0-0	0-0	0	0	0	0	0	0	0
N.12	vs. Seattle Pacific				DNP-CD								
N.15	UC San Diego		7	0-1	0-0	0-0	5	0	1	0	0	0	0
N.18	California				DNP-CD								
N.21	UC Riverside		3	0-1	0-0	0-0	0	0	0	1	0	0	0
N.25	at UC Santa Barbara				DNP-CD								
N.29	San Diego				DNP-CD								
D.2	at Western Michigan		1	0-0	0-0	0-0	0	0	0	0	0	0	0
D.9	Arizona				DNP-CD								
D.12	Campbell		5	1-1	0-0	0-0	0	0	1	0	0	0	2
D.16	Loyola Marymount				DNP-CD								
D.21	at Washington State				DNP-CD								
D.30	Lafayette				DNP-CD								
J.3	Wyoming*				DNP-CD								
J.6	at Brigham Young*				DNP-CD								
J.13	Colorado State*				DNP-CD								
J.17	New Mexico*				DNP-CD								
J.20	at Air Force*				DNP-CD								
J.23	at UNLV*		0+	0-0	0-0	0-0	0	0	0	0	0	0	0
J.27	Utah*				DNP-CD								
J.31	at TCU*				DNP-CD								
F.6	Air Force*		2	0-1	0-1	0-0	0	0	0	0	0	0	0
F.10	at Colorado State*				DNP-CD								
F.13	UNLV*		1	0-0	0-0	0-0	0	0	0	0	0	0	0
F.17	at Wyoming*		0+	0-0	0-0	0-0	0	0	0	0	0	0	0
F.20	at New Mexico*				DNP-CD								
F.24	Brigham Young*				DNP-CD								
F.27	at Utah*				DNP-CD								
M.3	TCU*				DNP-CD								
M.8	vs. Colorado State				DNP-CD								
M.14	at Missouri State				DNP-CD								
M.19	at Syracuse				DNP-CD								

► Martin Career Statistics

Year	G-GS	Min.-Avg.	FG-FGA	Pct.	3P-3PA	Pct.	FT-FTA	Pct.	OR	DR	Reb	Avg.	PF-D	AT	TO	BS	ST	Pts	Avg.
06-07	9-0	20-2.2	1-4	.250	0-1	.000	0-0	.000	1	4	5	0.6	0-0	2	1	0	0	2	0.2

Season/Career Highs

Points
 Season 2 vs. Wyoming, 1-3-07
 Career 20 vs. Air Force, 2-28-05

Rebounds
 Season 2 at Brigham Young, 1-6-07
 Career 10 vs. UNLV, 2-12-05

Assists
 Season 4 at Brigham Young, 1-6-07
 Career 7 vs. So. Miss., 11-20-05

Field Goals
 Season 1 vs. Wyoming, 1-3-07
 Career 6 vs. UNLV, 2-12-05

Field Goals Attempted
 Season 1 vs. Wyoming, 1-3-07
 Career 12 at Utah, 3-5-05
 12 vs. UNLV, 2-12-05

Three-Point Field Goals
 Season
 Career 1 vs. UCSD, 11-27-04
 1 vs. Monmouth, 11-22-04

Three-Point Field Goals Attempted
 Season
 Career 3 vs. Monmouth, 11-22-04

Free Throws
 Season 1 at Brigham Young, 1-6-07
 Career 12 vs. Air Force, 2-28-05

Free Throws Attempted
 Season 2 at Brigham Young, 1-6-07
 Career 13 vs. Air Force, 2-28-05


Steals
 Season 1 at Brigham Young, 1-6-07
 1 vs. Wyoming, 1-3-07
 Career 4 at Utah, 3-5-05
 4 at Wyoming, 2-21-05

Blocked Shots
 Season 1 vs. Wyoming, 1-3-07
 Career 2 vs. UCSB, 12-17-05

Minutes Played
 Season 18 at Brigham Young, 1-6-07
 Career 40 vs. UNLV, 2-12-05

21 • Matt Thomas

Guard • 6-4 • 213 • Junior • Riverside, Calif. (Martin Luther King High)



Missed the first 14 games of the season as he was recovering from a back injury... Made his first appearance of 2006-07 vs. Wyoming (1-3-07) and made an immediate impact with two points (1-1), one rebound, one block and a steal in 12 minutes off the bench... Made his first start of the season for an ill Richie Williams at Brigham Young (1-6-07) and had a season-best four assists in 18 minutes of action... Has not played since the BYU game in Provo... Only has 10 turnovers in his last 20 games dating back to last season spanning 207 minutes... In those 20 games, 13 of them have been of the turnover-free variety.

2006-07 Game-By-Game Statistics

Date	Opponent	S	MP	FG-FGA	3FG-FGA	FT-FTA	REB	PF	A	TO	BK	S	TP
N.10	vs. Murray State				DNP-Injured								
N.11	at Saint Mary's				DNP-Injured								
N.12	vs. Seattle Pacific				DNP-Injured								
N.15	UC San Diego				DNP-Injured								
N.18	California				DNP-Injured								
N.21	UC Riverside				DNP-Injured								
N.25	at UC Santa Barbara				DNP-Injured								
N.29	San Diego				DNP-Injured								
D.2	at Western Michigan				DNP-Injured								
D.9	Arizona				DNP-Injured								
D.12	Campbell				DNP-Injured								
D.16	Loyola Marymount				DNP-Injured								
D.21	at Washington State				DNP-Injured								
D.30	Lafayette				DNP-Injured								
J.3	Wyoming*		12	1-1	0-0	0-0	1	1	0	0	1	1	2
J.6	at Brigham Young*		18	0-0	0-0	1-2	2	2	4	3	0	1	1
J.13	Colorado State*				DNP-Injured								
J.17	New Mexico*				DNP-Injured								
J.20	at Air Force*				DNP-Injured								
J.23	at UNLV*				DNP-Injured								
J.27	Utah*				DNP-Injured								
J.31	at TCU*				DNP-Injured								
F.6	Air Force*				DNP-Injured								
F.10	at Colorado State*				DNP-Injured								
F.13	UNLV*				DNP-Injured								
F.17	at Wyoming*				DNP-Injured								
F.20	at New Mexico*				DNP-Injured								
F.24	Brigham Young*				DNP-Injured								
F.27	at Utah*				DNP-Injured								
M.3	TCU*				DNP-Injured								
M.8	vs. Colorado State				DNP-Injured								
M.14	at Missouri State				DNP-Injured								
M.19	at Syracuse				DNP-Injured								

► Thomas Career Statistics

Year	G-GS	Min.-Avg.	FG-FGA	Pct.	3P-3PA	Pct.	FT-FTA	Pct.	OR	DR	Reb	Avg.	PF-D	AT	TO	BS	ST	Pts.	Avg.
04-05	29-11	659-22.7	55-169	.325	2-18	.111	65-95	.684	37	61	98	3.4	51-1	43	37	4	32	177	6.1
05-06	28-6	320-11.4	14-43	.326	0-2	.000	9-15	.600	14	19	33	1.2	24-0	31	20	3	14	37	1.3
06-07	2-1	30-15.0	1-1	1.000	0-0	.000	1-2	.500	1	2	3	1.5	3-0	4	3	1	2	3	1.5
Totals	59-18	1009-17.1	70-213	.329	2-20	.100	75-112	.670	52	82	134	2.3	78-1	78	60	8	48	217	3.7

Season/Career Highs

Points
 Season 6 vs. UCSD, 11-15-06
 6 vs. Murray State, 11-10-06
 Career 6 vs. UCSD, 11-15-06
 6 vs. Murray State, 11-10-06

Rebounds
 Season 4 vs. UCSD, 11-15-06
 Career 4 vs. UCSD, 11-15-06

Assists
 Season 2 vs. UCSD, 11-15-06
 Career 2 vs. UCSD, 11-15-06

Field Goals
 Season 3 vs. Murray State, 11-10-06
 Career 3 vs. Murray State, 11-10-06

Field Goals Attempted
 Season 4 vs. Campbell, 12-12-06
 4 vs. California, 11-18-06
 4 vs. Murray State, 11-10-06
 Career 4 vs. Campbell, 12-12-06
 4 vs. California, 11-18-06
 4 vs. Murray State, 11-10-06

Three-Point Field Goals
 Season
 Career

Three-Point FG Attempted
 Season
 Career

Free Throws
 Season 2 vs. UCSD, 11-15-06
 Career 2 vs. UCSD, 11-15-06

Free Throws Attempted
 Season 4 vs. UCR, 11-21-06
 4 vs. UCSD, 11-15-06
 Career


Steals
 Season 1 vs. California, 11-18-06
 1 vs. UCSD, 11-15-06
 Career 1 vs. California, 11-18-06
 1 vs. UCSD, 11-15-06
 1 vs. WSU, 12-10-05

Blocked Shots
 Season 3 vs. UCSD, 11-15-06
 Career 3 vs. UCSD, 11-15-06

Minutes Played
 Season 23 vs. UCSD, 11-15-06
 Career 23 vs. UCSD, 11-15-06

30 • Chris Lamb

Center • 6-10 • 245 • Sophomore • Louisville, Colo. (Monarch High)



Played important minutes this season as a sophomore after seeing very little action as a true freshman last season... Has received the starting nod four times this season... Played 131 minutes this season after only playing 21 last year... After scoring only four points in six games last season, Lamb has 29 points in 20 games in 2006-07... In his first two starts of his career vs. Murray State (11-10-06) and UC San Diego (11-15-06), he tallied six points in both... Already has 18 rebounds after having none last season... Pulled down a personal-best four boards in a career-high 23 minutes... Has only missed nine shots in his Aztec career... Scored four points in 13 minutes in a starting role vs. California (11-18-06)... Hit his only shot and recorded one assist vs. Arizona (12-9-06)... Logged eight minutes and scored two points and had one assist and rebound apiece vs. Campbell (12-12-06)... Has at least one rebound in six of the last nine games... Played seven minutes in his fourth start of the season vs. Loyola Marymount (12-16-06)... Made both of his field goal attempts en route to four points in six minutes at UNLV (1-23-07)... Credited with one rebound in three minutes vs. Utah (1-27-07)... Played five minutes at TCU (1-31-07)... Made his only field goal en route to two points and had one rebound in two minutes vs. Air Force (2-6-07)... Saw limited action vs. Brigham Young (2-24-07)... Played five minutes and picked up a rebound at Utah (2-27-07)... Entered the game for one minute vs. Colorado State at the MWC Championships (3-8-07).

2006-07 Game-By-Game Statistics

Date	Opponent	S	MP	FG-FGA	3FG-FGA	FT-FTA	REB	PF	A	TO	BK	S	TP
N.10	vs. Murray State	S	18	3-4	0-0	0-0	2	3	0	0	0	0	6
N.11	at Saint Mary's		7	0-0	0-0	0-0	1	0	0	0	2	0	0
N.12	vs. Seattle Pacific		8	0-0	0-0	0-0	0	0	0	0	0	0	0
N.15	UC San Diego	S	23	2-3	0-0	2-4	4	1	2	2	3	1	6
N.18	California	S	13	2-4	0-0	0-0	2	1	1	0	1	1	4
N.21	UC Riverside		12	1-1	0-0	1-4	2	1	1	2	2	0	3
N.25	at UC Santa Barbara		7	0-1	0-0	0-0	1	0	1	0	0	0	0
N.29	San Diego		5	0-0	0-0	0-0	1	1	0	0	0	0	0
D.2	at Western Michigan		1	0-0	0-0	0-0	0	1	0	0	0	0	0
D.9	Arizona		5	1-1	0-0	0-2	0	0	1	0	0	0	2
D.12	Campbell		8	1-4	0-0	0-0	1	3	1	1	0	0	2
D.16	Loyola Marymount	S	7	0-0	0-0	0-0	0	2	0	0	0	0	0
D.21	at Washington State												
D.30	Lafayette												
J.3	Wyoming*												
J.6	at Brigham Young*												
J.13	Colorado State*												
J.17	New Mexico*												
J.20	at Air Force*												
J.23	at UNLV*		6	2-2	0-0	0-0	1	0	0	0	0	0	4
J.27	Utah*		3	0-1	0-0	0-0	1	2	0	0	0	0	0
J.31	at TCU*		5	0-0	0-0	0-0	0	1	0	0	0	0	0
F.6	Air Force*		2	1-1	0-0	0-0	1	0	0	0	0	0	2
F.10	at Colorado State*												
F.13	UNLV*		1	0-0	0-0	0-0	0	0	0	0	0	0	0
F.17	at Wyoming*												
F.20	at New Mexico*		0+	0-0	0-0	0-0	0	0	0	0	0	0	0
F.24	Brigham Young*		1	0-0	0-0	0-0	0	0	0	0	0	0	0
F.27	at Utah*		5	0-0	0-0	0-0	1	1	0	0	0	0	0
M.3	TCU*												
M.8	vs. Colorado State		1	0-0	0-0	0-0	0	0	0	1	0	0	0
M.14	at Missouri State												
M.19	at Syracuse												

Lamb Career Statistics

Year	G-GS	Min.-Avg.	FG-FGA	Pct.	3P-3PA	Pct.	FT-FTA	Pct.	OR	DR	Reb	Avg.	PF-D	AT	TO	BS	ST	Pts	Avg.
05-06	6-0	21-3.5	2-2	1.000	0-0	.000	0-0	.000	0	0	0	0.0	6-0	0	1	2	1	4	0.7
06-07	21-4	131-6.2	13-22	.591	0-0	.000	3-10	.300	4	14	18	0.9	17-0	7	6	8	2	29	1.4
Totals	27-4	152-5.6	15-24	.625	0-0	.000	3-10	.300	4	14	18	0.7	23-0	7	7	10	3	33	1.2

Season/Career Highs

Points
 Season 21 vs. Campbell, 12-12-06
 Career 21 vs. Campbell, 12-12-06

Rebounds
 Season 12 vs. New Mexico, 1-17-07
 Career 12 vs. New Mexico, 1-17-07

Assists
 Season 9 vs. Colorado State, 3-8-07
 Career 9 vs. Colorado State, 3-8-07

Field Goals
 Season 8 at TCU, 1-31-07
 8 vs. Campbell, 12-12-06
 Career 8 at TCU, 1-31-07
 8 vs. Campbell, 12-12-06

Field Goals Attempted
 Season 14 vs. Colorado State, 1-13-07
 14 vs. San Diego, 11-29-06
 Career 14 vs. Colorado State, 1-13-07
 14 vs. San Diego, 11-29-06

Three-Point Field Goals
 Season 3 vs. Campbell, 12-12-06
 Career 3 vs. Campbell, 12-12-06
 3 vs. TCU, 1-8-05

Three-Point Field Goals Attempted
 Season 6 vs. Arizona, 12-9-06
 Career 7 vs. NC A&T, 12-14-04

Free Throws
 Season 4 vs. BYU, 2-24-07
 4 vs. Utah, 1-27-07
 Career 4 vs. BYU, 2-24-07
 4 vs. Utah, 1-27-07
 4 vs. E. Carolina, 1-19-05

Free Throws Attempted
 Season 5 vs. Utah, 1-27-07
 5 at Brigham Young, 1-6-07
 Career 5 vs. Utah, 1-27-07
 5 at Brigham Young, 1-6-07

Steals
 Season 5 vs. UNLV, 2-13-07
 Career 5 vs. UNLV, 2-13-07

Blocked Shots
 Season 4 vs. Lafayette, 12-30-06
 Career 4 vs. Lafayette, 12-30-06

Minutes Played
 Season 41 at New Mexico, 2-20-07
 Career 41 at New Mexico, 2-20-07

31 • Lorenzo Wade

Forward • 6-6 • 228 • Sophomore • Las Vegas, Nev.
(Hargrave Military (Va.) Academy/Univ. of Louisville)



MWC Rankings: 4th in steals, 10th in blocked shots, 11th in defensive rebounding, 13th in assists

Honorable mention all-MWC... Played in every game this season and has made 23 starts... Has shot at least 50 percent from the field in 15 contests this year... Scored 11 points vs. Murray State (11-10-06), his first game as an Aztec... Posted 12 points at Saint Mary's (11-11-06) despite foul trouble... Tied a then career-high with 14 points vs. Seattle Pacific (11-12-06)... Established a then career-high with 15 points and five assists and matched his then career best with seven rebounds against UCSD (11-15-06)... Added eight points and four rebounds vs. Cal (11-18-06)... Posted 13 points on 6-of-10 shooting off the bench at UCSB (11-25-06)... Scored 14 points in a reserve role by making a then career-high seven field goals vs. San Diego (11-29-06)... Grabbed eight rebounds and hit two three-pointers and two free throws en route to 12 points at Western Michigan (12-2-06)... Had his best game of his Aztec career with a personal-best 21 points on 8-of-10 shooting, including a career-high three three-pointers vs. Campbell (12-12-06)... Blocked three shots and added six rebounds and seven points vs. LMU (12-16-06)... Tallied seven points and four rebounds at Washington State (12-21-06)... Had a personal-best four blocks, three steals and 11 points vs. Lafayette (12-30-06)... Had three steals and added six rebounds in a starting role vs. Wyoming (1-3-07)... Posted nine points and two blocks at BYU (1-6-07)... Started against Colorado State (1-13-07) and contributed nine rebounds and 13 points... Delivered a lifetime-best 12 rebounds and added 13 points (first career double-double), four assists and three steals vs. New Mexico (1-17-07)... Posted 11 points, seven rebounds and three steals at Air Force (1-20-07)... Recorded his second career double-double in the last three games with 11 points and 11 rebounds at UNLV (1-23-07)... Scored 12 points, grabbed a team-high seven rebounds and had five assists vs. Utah (1-27-07)... Connected on eight field goals and had four steals at TCU (1-31-07); he also added 19 points and six rebounds... Blocked three shots, had three assists and two steals vs. Air Force (2-6-07)... Credited with five assists and had three steals, two blocks, six rebounds and nine points at CSU (2-10-07)... Turned in a great all-around performance with 15 points (7-11 FGs), a career-high five steals, four rebounds, three blocks and two assists vs. UNLV (2-13-07)... Contributed 16 points, nine rebounds and eight assists at New Mexico (2-20-07)... Notched 10 points, five rebounds and three assists vs. BYU (2-24-07)... Recorded three steals and three assists at Utah (2-27-07)... Contributed seven rebounds, four assists and four steals vs. TCU (3-3-07)... Had a career-best nine assists vs. CSU at the MWC tournament (3-8-07)... Recorded seven points, four rebounds and four assists in the NIT game at Missouri State (3-14-07).

2006-07 Game-By-Game Statistics

Date	Opponent	S	MP	FG-FGA	3FG-FGA	FT-FTA	REB	PF	A	TO	BK	S	TP
N.10	vs. Murray State	S	32	4-8	1-3	2-2	4	3	1	6	0	3	11
N.11	at Saint Mary's	S	20	5-6	0-0	2-2	2	4	1	1	0	0	12
N.12	vs. Seattle Pacific	S	32	6-8	0-0	2-2	4	4	0	3	0	0	14
N.15	UC San Diego	S	31	6-12	1-2	2-2	7	1	5	0	1	2	15
N.18	California	S	32	4-8	0-2	0-0	4	2	2	3	1	1	8
N.21	UC Riverside	S	25	3-6	0-1	0-0	6	2	1	2	1	2	6
N.25	at UC Santa Barbara	S	27	6-10	0-2	1-2	1	1	1	2	0	1	13
N.29	San Diego	S	28	7-14	0-2	0-0	6	1	1	1	0	3	14
D.2	at Western Michigan	S	28	4-8	2-3	2-3	8	2	2	2	0	2	12
D.9	Arizona	S	27	2-10	1-6	0-0	3	0	2	2	1	1	5
D.12	Campbell	S	24	8-10	3-4	2-2	4	1	4	2	0	2	21
D.16	Loyola Marymount	S	23	3-8	0-1	1-2	6	4	1	3	3	1	7
D.21	at Washington State	S	26	3-7	1-2	0-0	4	2	1	3	1	1	7
D.30	Lafayette	S	37	5-10	1-2	0-0	3	2	3	1	4	3	11
J.3	Wyoming*	S	31	2-9	1-3	0-0	6	1	0	0	1	3	5
J.6	at Brigham Young*	S	29	3-10	0-1	3-5	1	1	1	2	2	1	9
J.13	Colorado State*	S	38	5-14	1-2	2-2	9	3	2	2	1	0	13
J.17	New Mexico*	S	33	5-12	2-3	1-2	12	2	4	2	2	3	13
J.20	at Air Force*	S	37	5-12	0-3	1-2	7	2	1	0	1	3	11
J.23	at UNLV*	S	39	5-12	0-2	1-3	11	4	1	2	2	0	11
J.27	Utah*	S	37	4-7	0-0	4-5	7	1	5	1	0	2	12
J.31	at TCU*	S	34	8-12	1-1	2-4	6	0	4	6	3	4	19
F.6	Air Force*	S	35	2-6	0-1	1-2	5	1	3	2	3	2	5
F.10	at Colorado State*	S	37	4-10	0-2	1-1	6	0	5	4	2	3	9
F.13	UNLV*	S	38	7-11	1-4	0-0	4	1	2	0	3	5	15
F.17	at Wyoming*	S	32	3-8	0-1	0-2	2	5	0	4	0	0	6
F.20	at New Mexico*	S	41	7-12	1-4	1-2	9	1	8	4	2	2	16
F.24	Brigham Young*	S	30	3-7	0-1	4-4	5	2	3	2	0	1	10
F.27	at Utah*	S	32	2-5	1-2	0-0	1	3	3	7	0	3	5
M.3	TCU*	S	29	1-4	0-2	0-1	7	1	4	1	1	4	2
M.8	vs. Colorado State	S	33	3-8	0-4	0-0	2	2	9	1	1	2	6
M.14	at Missouri State	S	28	2-6	1-4	2-2	4	2	4	3	0	1	7
M.19	at Syracuse												

► Wade Career Statistics

** at Louisville*


Year	G-GS	Min.-Avg.	FG-FGA	Pct.	3P-3PA	Pct.	FT-FTA	Pct.	OR	DR	Reb	Avg.	PF-D	AT	TO	BS	ST	Pts.	Avg.
04-05*	35-0	348-9.9	48-112	.429	18-57	.316	24-28	.857	18	43	61	1.7	31-0	8	25	5	16	138	3.9
05-06							DNP-NCAA Transfer Rules												
06-07	32-23	1005-31.4	137-290	.472	19-70	.271	37-54	.685	40	126	166	5.2	61-1	84	74	36	61	330	10.3
Totals	67-23	1353-20.2	185-402	.460	37-127	.291	61-82	.744	58	169	227	3.4	92-1	92	99	41	77	468	7.0

Season/Career Highs

Points
Season
Rebounds
Season
Assists
Season
Field Goals
Season
Field Goals Attempted
Season 1 vs. Air Force, 2-6-07
Three-Point Field Goals
Season
Three-Point FG Attempted
Season 1 vs. UNLV, 2-13-07 1 vs. Air Force, 2-6-07
Free Throws
Season
Free Throws Attempted
Season
Steals
Season 1 vs. Air Force, 2-6-07
Blocked Shots
Season
Minutes Played
Season 2 vs. Air Force, 2-6-07

32 • David Velasquez

Guard • 5-11 • 175 • Senior • Sunnyvale, Calif. (St. Francis High)



Saw his first game action vs. Air Force (2-7-07) and recorded a steal and a three-point attempt in two minutes of action... Attempted a three-pointer vs. UNLV (2-13-07) in the final minutes... Velasquez, in his fifth season as a student manager, dressed for the first time vs. Utah (1-27-07)... Coach Fisher informed Velasquez that he would dress in front of the team prior to shootaround before the game with the Utes... On Jan. 23, he added six units (needs only seven units to graduate this spring) to become a full-time student and make him eligible to play in the contest against UNLV (1-23-07)... His name was entered in the official scorebook at UNLV, but did not dress... Since the Aztecs returned from the holiday break, Velasquez has practiced full time with the team... He typically runs the scout team... Awarded a scholarship this semester (Spring, 2007).

In High School: Was a three-year varsity basketball player at St. Francis High in Sunnyvale, Calif.... Helped lead his junior and senior squads to the NorCal Championships (runner-up in state tournament)... Received the California sports-manship player of the year honor in 2002... Two-year starter at point guard for the Lancers... In his last game, Velasquez lost to Matt Thomas and Martin Luther King High in the California state title game... Oddly enough, it is Thomas' injury, in part, that is allowing Velasquez to dress.

Personal: Will graduate in the spring with a bachelor's degree in public administration... Son of Rick and Maureen Velasquez... Brothers, Greg and Steve... Greg is a high school coach at St. Francis High... David's cousin, Bill Walton, played four years of college basketball at the University of the Pacific... Career goal is to become a college basketball coach.

2006-07 Game-By-Game Statistics

Date	Opponent	S	MP	FG-FGA	3FG-FGA	FT-FTA	REB	PF	A	TO	BK	S	TP
N.10	vs. Murray State					DNP-Did Not Dress							
N.11	at Saint Mary's					DNP-Did Not Dress							
N.12	vs. Seattle Pacific					DNP-Did Not Dress							
N.15	UC San Diego					DNP-Did Not Dress							
N.18	California					DNP-Did Not Dress							
N.21	UC Riverside					DNP-Did Not Dress							
N.25	at UC Santa Barbara					DNP-Did Not Dress							
N.29	San Diego					DNP-Did Not Dress							
D.2	at Western Michigan					DNP-Did Not Dress							
D.9	Arizona					DNP-Did Not Dress							
D.12	Campbell					DNP-Did Not Dress							
D.16	Loyola Marymount					DNP-Did Not Dress							
D.21	at Washington State					DNP-Did Not Dress							
D.30	Lafayette					DNP-Did Not Dress							
J.3	Wyoming*					DNP-Did Not Dress							
J.6	at Brigham Young*					DNP-Did Not Dress							
J.13	Colorado State*					DNP-Did Not Dress							
J.17	New Mexico*					DNP-Did Not Dress							
J.20	at Air Force*					DNP-Did Not Dress							
J.23	at UNLV*					DNP-Did Not Dress							
J.27	Utah*					DNP-CD							
J.31	at TCU*					DNP-CD							
F.6	Air Force*		2	0-1	0-1	0-0	0	0	0	0	0	1	0
F.10	at Colorado State*					DNP-CD							
F.13	UNLV*		1	0-1	0-1	0-0	0	0	0	0	0	0	0
F.17	at Wyoming*		0+	0-0	0-0	0-0	0	0	0	0	0	0	0
F.20	at New Mexico*					DNP-CD							
F.24	Brigham Young*					DNP-CD							
F.27	at Utah*					DNP-CD							
M.3	TCU*					DNP-CD							
M.8	vs. Colorado State					DNP-CD							
M.14	at Missouri State					DNP-CD							
M.19	at Syracuse					DNP-CD							

► Velasquez Career Statistics

Year	G-GS	Min.-Avg.	FG-FGA	Pct.	3P-3PA	Pct.	FT-FTA	Pct.	OR	DR	Reb	Avg.	PF-D	AT	TO	BS	ST	Pts Avg.	
06-07	3-0	3-1.0	0-2	.000	0-2	.000	0-0	.000	0	0	0	0.0	0-0	0	0	0	1	0	0.0

Season/Career Highs

Points
 Season 22 vs. Colorado State, 1-13-07
 Career 22 vs. Colorado State, 1-13-07

Rebounds
 Season 11 vs. Seattle Pacific, 11-12-06
 Career 12 vs. Wyoming, 3-11-06

Assists
 Season 5 vs. Campbell, 12-12-06
 Career 5 vs. Campbell, 12-12-06

Field Goals
 Season 7 vs. Colorado State, 1-13-07
 Career 8 vs. UCSB, 12-17-05

Field Goals Attempted
 Season 9 vs. Colorado State, 1-13-07
 9 vs. Arizona, 12-9-06
 9 vs. Murray State, 11-10-06
 Career 12 vs. UMBC, 12-20-05

Three-Point Field Goals
 Season 2 at Colorado State, 2-10-07
 2 vs. LMU, 12-16-06
 2 vs. Campbell, 12-12-06
 2 vs. Murray State, 11-10-06
 Career 3 vs. New Mexico, 1-25-06
 3 at Providence, 12-27-05

Three-Point FG Attempted
 Season 5 vs. LMU, 12-16-06
 Career 5 vs. LMU, 12-16-06

Free Throws
 Season 7 vs. Colorado State, 1-13-07
 Career 8 vs. Wyoming, 3-1-06

Free Throws Attempted
 Season 9 vs. Colorado State, 1-13-07
 9 vs. San Diego, 11-29-06
 Career 9 vs. Colorado State, 1-13-07
 9 vs. San Diego, 11-29-06


Steals
 Season 4 at Saint Mary's, 11-11-06
 Career 5 vs. UCSB, 12-17-05

Blocked Shots
 Season 3 at UNLV, 1-23-07
 Career 3 at UNLV, 1-23-07

Minutes Played
 Season 37 at Saint Mary's, 11-11-06
 Career 37 at Saint Mary's, 11-11-06

33 • Kyle Spain

Forward • 6-5 • 229 • Sophomore • Newark, Calif. (Newark Memorial High)



MWC Rankings: 1-14th in offensive rebounding

Has played in 30 games, making 18 starts... Has four or more rebounds in 22 games in which he has played this season... The Aztecs are 5-0 this season and 16-2 in his career when he has at least 10 points... Suffered a right foot sprain injury prior to the Point Loma Nazarene exhibition contest (11-1-06)... Started the final two games of the Shamrock Invitational... Scored 15 points in the opener vs. Murray State (11-10-06)... Started his first game of the season and played a career-high 37 minutes at Saint Mary's (11-11-06)... Grabbed a game-high 11 boards in the victory over Seattle Pacific (11-12-06)... Was available, but did not play against UC San Diego (11-15-06)... Returned to the starting five vs. Cal (11-18-06) and recorded eight points and five rebounds... Had one of his best games as an Aztec as he tied a then career high with 18 points without missing a shot (6-6 FG, 1-1 3FG, 5-5 FT) vs. UCR (11-21-06)... Hit all four free throws and had two assists at UCSB (11-25-06)... Scored 12 points and connected on six free throws vs. San Diego (11-29-06)... At Western Michigan (12-2-06), he grabbed six rebounds... Recorded three steals and five rebounds vs. Arizona (12-9-06)... Hit a season-high tying two three-pointers and had a career-best five assists vs. Campbell (12-12-06)... Connected on two three-pointers en route to 13 points and had two blocks vs. LMU (12-16-06)... Had two points, two assists and zero turnovers at Washington St. (12-21-06)... Dressed, but did not play against Lafayette (12-31-06) due to a sprained knee... Returned to action after missing one game and had four points and five rebounds in 20 minutes vs. Wyoming (1-3-07)... Was 7-for-9 from the field and the free throw line en route to a career-high 22 points vs. Colorado State (1-13-07)... Contributed seven points, eight rebounds and a team-high tying three steals vs. New Mexico (1-17-07)... Grabbed six rebounds at Air Force (1-20-07)... Blocked a career-high three shots and added four rebounds at UNLV (1-23-07)... Recorded five rebounds, four assists and three steals at TCU (1-31-07)... Scored eight points and grabbed four rebounds vs. Air Force (2-6-07)... Tied his season high with a pair of threes en route to eight points at CSU (2-10-07)... Scored all seven of his points and grabbed six of his eight rebounds in the second half vs. UNLV (2-13-07)... Collected nine rebounds and hit a free throw to tie the game to force overtime at UNM (2-20-07)... Notched four points and two rebounds vs. BYU (2-24-07)... Was 2-of-3 from the floor for four points and had two assists at Utah (2-7-07)... Grabbed nine rebounds (six offensive) and scored seven points vs. TCU (3-3-07)... Posted four rebounds and two points vs. Colorado State at the MWC tournament (3-8-07)... Scored four points and had two steals in the first-round NIT game at Missouri State (3-14-07).

2006-07 Game-By-Game Statistics

Date	Opponent	S	MP	FG-FGA	3FG-FGA	FT-FTA	REB	PF	A	TO	BK	S	TP
N.10	vs. Murray State		24	5-9	2-2	3-4	4	2	1	2	0	2	15
N.11	at Saint Mary's	S	37	3-7	0-0	1-2	5	4	1	1	1	4	7
N.12	vs. Seattle Pacific	S	35	0-5	0-1	6-6	11	3	0	3	1	0	6
N.15	UC San Diego				DNP-CD								
N.18	California	S	25	2-5	0-0	4-4	5	3	1	3	0	0	8
N.21	UC Riverside	S	22	6-6	1-1	5-5	4	1	1	1	0	2	18
N.25	at UC Santa Barbara	S	27	0-4	0-0	4-4	4	4	2	0	1	1	4
N.29	San Diego	S	24	3-7	0-2	6-9	4	0	0	1	0	1	12
D.2	at Western Michigan	S	20	1-7	0-2	0-0	6	3	1	2	0	1	2
D.9	Arizona	S	23	3-9	1-4	0-0	5	2	1	1	0	3	7
D.12	Campbell	S	23	3-6	2-4	0-0	4	1	5	4	0	1	8
D.16	Loyola Marymount	S	26	5-8	2-5	1-1	2	2	1	1	2	2	13
D.21	at Washington State	S	20	1-3	0-1	0-2	2	5	2	0	0	0	2
D.30	Lafayette				DNP-CD								
J.3	Wyoming*		20	1-3	0-1	2-2	5	1	1	1	0	1	4
J.6	at Brigham Young*	S	22	1-2	0-0	2-4	1	4	0	4	0	1	4
J.13	Colorado State*	S	31	7-9	1-3	7-9	5	2	0	2	1	1	22
J.17	New Mexico*	S	33	3-6	1-2	0-0	8	1	1	3	0	3	7
J.20	at Air Force*	S	22	1-2	0-1	0-1	6	4	0	2	0	0	2
J.23	at UNLV*	S	27	2-6	0-2	0-0	4	4	1	1	3	0	4
J.27	Utah*	S	25	1-5	0-1	0-0	3	2	1	2	0	1	2
J.31	at TCU*	S	30	0-6	0-2	3-4	5	2	4	0	0	3	3
F.6	Air Force*		21	2-5	1-2	3-4	4	0	0	0	0	1	8
F.10	at Colorado State*		19	3-4	2-3	0-0	4	0	0	0	0	0	8
F.13	UNLV*		20	2-7	0-0	3-3	8	0	0	1	1	0	7
F.17	at Wyoming*		15	0-1	0-0	1-2	0	1	0	1	0	1	1
F.20	at New Mexico*		22	0-5	0-1	1-2	9	2	0	1	0	2	1
F.24	Brigham Young*		16	1-4	0-1	2-4	2	1	0	2	0	0	4
F.27	at Utah*		21	2-3	0-1	0-1	2	3	2	0	0	0	4
M.3	TCU*		22	3-7	1-2	0-0	9	2	1	0	1	1	7
M.8	vs. Colorado State		15	0-5	0-2	2-2	4	2	1	1	0	0	2
M.14	at Missouri State		21	1-2	1-2	1-2	1	0	0	2	1	2	4
M.19	at Syracuse												

► Spain Career Statistics

Year	G-GS	Min.-Avg.	FG-FGA	Pct.	3P-3PA	Pct.	FT-FTA	Pct.	OR	DR	Reb	Avg.	PF-D	AT	TO	BS	ST	Pts	Avg.
05-06	28-25	719-25.7	90-182	.495	15-29	.517	63-92	.685	62	96	158	5.6	59-1	29	49	10	35	258	9.2
06-07	30-18	708-23.6	62-158	.392	15-48	.313	57-77	.740	51	85	136	4.5	61-1	28	42	12	34	196	6.5
Totals	58-43	1427-24.6	152-340	.447	30-77	.390	120-169	.710	113	181	294	5.1	120-2	57	91	22	69	454	7.8

Season/Career Highs

Points
 Season 27 vs. BYU, 2-24-07
 Career 27 vs. BYU, 2-24-07

Rebounds
 Season 10 at Utah, 2-27-07
 10 at Colorado State, 2-10-07
 10 vs. Seattle Pacific, 11-12-06
 Career 10 at Utah, 2-27-07
 10 at Colorado State, 2-10-07
 10 vs. Seattle Pacific, 11-12-06

Assists
 Season 4 vs. Campbell, 12-12-06
 4 vs. Seattle Pacific, 11-12-06
 Career 5 at Northeastern, 12-22-03

Field Goals
 Season 11 vs. BYU, 2-24-07
 Career 11 vs. BYU, 2-24-07

Field Goals Attempted
 Season 17 vs. TCU, 3-3-07
 17 at Utah, 2-27-07
 17 at Colorado State, 2-10-07
 17 at Saint Mary's, 11-11-06
 Career 17 - Four times

Three-Point Field Goals
 Season 3 at W. Michigan, 12-2-06
 Career 4 vs. Florida A&M, 11-30-04

Three-Point Field Goals Attempted
 Season 4 vs. UNLV, 2-13-07
 4 at W. Michigan, 12-2-06
 Career 9 vs. Montana State, 11-25-03

Free Throws
 Season 8 vs. Wyoming, 1-3-07
 8 vs. Seattle Pacific, 11-12-06
 Career 8 vs. Wyoming, 1-3-07
 8 vs. Seattle Pacific, 11-12-06
 8 vs. Wyoming, 3-1-06

Free Throws Attempted
 Season 10 vs. Seattle Pacific, 11-12-06
 Career 10 vs. Seattle Pacific, 11-12-06
 10 vs. Wyoming, 3-1-06
 10 vs. LMU, 12-31-05


Steals
 Season 2 vs. BYU, 2-24-07
 Career 3 vs. BYU, 1-21-06
 3 at Providence, 12-27-05

Blocked Shots
 Season 3 vs. Utah, 1-27-07
 Career 3 vs. Utah, 1-27-07
 3 vs. E. Kentucky, 3-7-04

Minutes Played
 Season 38 at Utah, 2-27-07
 38 vs. San Diego, 11-29-06
 Career 38 at Utah, 2-27-07
 38 vs. San Diego, 11-29-06

34 • Mohamed Abukar

**Forward • 6-10 • 229 • Senior • San Diego, Calif.
 (Rancho Bernardo High/Univ. of Florida)**



MWC Rankings: 4th in free throw percentage, 6th in defensive rebounding, 8th in scoring, 12th in rebounding, 14th in blocked shots

Second-team all-MWC for the second straight year... Started 29 of 31 games in which he played this season and owns a 37-13 record as a starter while at SDSU... Led the team in scoring nine times this season... Scored in double figures in 27 games this season... Has at least four rebounds in 28 of his last 30 games... Scored 15 points vs. Murray State (11-10-06) in the season opener... Scored 21 points at Saint Mary's (11-11-06)... Had his first-ever double-double vs. Seattle Pacific (11-12-06) with 22 points and a career-best 10 rebounds... Hit all six of his free throws en route to 12 points vs. UCSD (11-15-06)... Put up 22 points and had seven rebounds against Cal (11-18-06)... He scored nine points as SDSU cruised to a 34-point victory over UCR (11-21-06)... Recorded 14 points and nine rebounds at UCSB (11-25-06)... Scored a team-high 22 points and had seven rebounds vs. USD (11-29-06)... Shot 6-of-11 from the field, including a season-high three triples, and ended the game with 17 points at W. Michigan (12-2-06)... Against Arizona (12-9-06), he had seven points and six rebounds... Went 8-for-10 from the field en route to 19 points and added seven rebounds and a season-best four assists vs. Campbell (12-12-06)... Shot a perfect 6-for-6 from the line en route to 17 points; he also had seven boards vs. LMU (12-16-06)... Scored 12 points at Washington St. (12-21-06)... Scored 26 points on 10 field goals vs. Lafayette (12-30-06)... Had 15 points, while hitting all eight free throws, and six rebounds vs. Wyoming (1-3-07)... Tallied 12 points, had a team-high seven rebounds and two blocks at BYU (1-6-07)... Contributed 16 points vs. CSU (1-13-07)... Didn't start vs. New Mexico (1-17-07) (first non-start in 21 games), but still had 14 points and four rebounds... Dressed but did not play due to a leg injury at UNLV (1-23-07)... Had 12 points and career-best tying three blocks vs. Utah (1-27-07)... In a reserve role, he scored 17 points at TCU (1-31-07)... Led the team in scoring and rebounding with 16 and 8, respectively vs. Air Force (2-6-07)... Posted his second career double-double with 19 points and 10 rebounds at CSU (2-10-07)... Scored 12 points and had seven rebounds and three assists vs. UNLV (2-13-07)... Poured in 16 points at Wyoming (2-17-07)... Plagued by foul trouble, but still managed nine points at UNM (2-20-07)... Posted a career-best 27 points on 11-of-16 shooting vs. BYU (2-24-07)... Recorded his third career double-double with a team-high 24 points and 10 rebounds at Utah (2-27-07)... 12 points, six rebounds on Senior Day vs. TCU (3-3-07)... Went for 14 points and five rebounds vs. CSU at the MWC tournament (3-8-07)... Scored 15 points and had six rebounds in the first round of the NIT at Missouri State (3-14-07).

2006-07 Game-By-Game Statistics

Date	Opponent	S	MP	FG-FGA	3FG-FGA	FT-FTA	REB	PF	A	TO	BK	S	TP
N.10	vs. Murray State	S	32	4-12	0-0	7-8	1	1	0	3	2	0	15
N.11	at Saint Mary's	S	32	9-17	1-1	2-3	7	3	0	0	1	0	21
N.12	vs. Seattle Pacific	S	36	6-10	2-2	8-10	10	0	4	1	0	0	22
N.15	UC San Diego	S	27	3-6	0-0	6-6	6	1	3	2	1	1	12
N.18	California	S	36	8-12	2-3	4-4	7	0	3	1	1	0	22
N.21	UC Riverside	S	25	4-9	1-3	0-0	5	4	0	2	0	0	9
N.25	at UC Santa Barbara	S	34	4-12	0-0	6-8	9	1	1	3	0	1	14
N.29	San Diego	S	38	8-14	1-2	5-6	7	3	3	2	1	0	22
D.2	at Western Michigan	S	30	6-11	3-4	2-2	5	4	1	4	0	1	17
D.9	Arizona	S	37	3-14	1-3	0-0	6	4	1	2	0	0	7
D.12	Campbell	S	28	8-10	0-0	3-4	7	2	4	1	0	0	19
D.16	Loyola Marymount	S	31	5-11	1-4	6-6	7	3	3	5	0	0	17
D.21	at Washington State	S	37	4-10	0-3	4-4	4	2	0	6	1	1	12
D.30	Lafayette	S	35	10-16	0-2	6-9	6	1	1	2	0	1	26
J.3	Wyoming*	S	34	3-11	1-3	8-8	6	2	2	1	0	0	15
J.6	at Brigham Young*	S	35	4-10	1-3	3-4	7	3	0	3	2	0	12
J.13	Colorado State*	S	31	6-13	0-2	4-4	4	3	2	2	0	0	16
J.17	New Mexico*		22	7-11	0-1	0-0	4	1	1	0	0	0	14
J.20	at Air Force*	S	36	2-10	0-3	2-2	4	2	2	0	1	0	6
J.23	at UNLV*												
J.27	Utah*	S	35	4-11	0-2	4-4	4	3	2	2	3	1	12
J.31	at TCU*		28	6-13	1-2	4-4	1	3	0	2	0	0	17
F.6	Air Force*	S	34	8-12	0-1	0-0	8	3	2	2	0	0	16
F.10	at Colorado State*	S	36	8-17	0-2	3-3	10	2	1	3	1	1	19
F.13	UNLV*	S	36	4-12	1-4	3-3	7	3	3	2	0	1	12
F.17	at Wyoming*	S	36	6-11	0-2	4-8	4	2	1	1	0	0	16
F.20	at New Mexico*	S	28	3-9	1-3	2-2	4	5	2	4	1	0	9
F.24	Brigham Young*	S	34	11-16	0-1	5-6	3	4	2	1	0	2	27
F.27	at Utah*	S	38	9-17	1-2	5-6	10	3	0	2	1	1	24
M.3	TCU*	S	37	4-17	0-1	4-5	6	1	2	2	1	1	12
M.8	vs. Colorado State	S	36	6-14	0-3	2-4	5	4	2	3	1	1	14
M.14	at Missouri State	S	32	6-9	0-0	3-4	6	5	0	4	1	1	15
M.19	at Syracuse												

► Abukar Career Statistics

* at Florida

Year	G-GS	Min.-Avg.	FG-FGA	Pct.	3P-3PA	Pct.	FT-FTA	Pct.	OR	DR	Reb	Avg.	PF-D	AT	TO	BS	ST	Pts.	Avg.
03-04*	30-0	402-13.4	30-88	.341	17-64	.266	4-7	.571	19	43	62	2.1	27-0	22	25	12	7	81	2.7
04-05*	7-0	72-10.3	12-26	.462	6-14	.429	5-6	.833	2	8	10	1.4	7-0	4	4	1	1	35	5.0
05-06	22-21	668-30.4	118-242	.488	8-28	.286	70-86	.814	41	63	104	4.7	58-1	22	43	14	21	314	14.3
06-07	31-29	1026-33.1	179-377	.475	18-62	.290	115-137	.839	43	137	180	5.8	78-2	48	68	19	14	491	15.8
Totals	90-50	2168-24.1	339-733	.462	49-168	.292	196-236	.831	105	251	356	3.9	170-3	96	140	46	43	921	10.2



Game 1

San Diego State 87
Murray State 84

Nov. 10, 2006 ♦ Moraga, Calif.
McKeon Pavilion ♦ Att.: 2,100

MORAGA, Calif. - San Diego State opened the season with a victory following an NCAA Tournament appearance the year before for the first time in SDSU's Division I era after Brandon Heath nailed a half-court shot as time expired to lift the Aztecs to a thrilling 87-84 victory over Murray State at the Shamrock Invitational.

SDSU started the game by spotting the 2006 NCAA Tournament participant Racers a nine-point lead nearly six minutes into the contest. MSU came out firing, particularly Tyler Holloway, who hit four three-pointers in the first half, but the Aztecs rallied to retake the lead and went into the half leading by seven.

In the second half, San Diego State kept the pressure on the Racers increasing its lead to as many as 10 points with just over 14 minutes left in the game. But Murray State cut the lead to four in less than two minutes setting the tone for the rest of the game.

The two teams went back and forth with MSU cutting the lead to three on numerous occasions. Then with 25 seconds left, Holloway hit a three-pointer to reduce the Aztecs' lead to three and was followed by Bruce Carter's triple with 15 seconds left to tie the game at 84.

After Carter's three, SDSU inbounded the ball to Heath, who dribbled the ball downcourt and missed a runner with five seconds left and the subsequent put-back dunk by Kyle Spain rimmed out and was rebounded by Holloway near mid-court. Heath then pursued the ball, poked it away and took it up court and fired a shot just past the half-court line and banked it in to give SDSU the victory.

Murray St.	MP	FG	3FG	FT	R	F	A TO	B	S	TP
Horton	*20	0-4	0-4	0-0	1	4	4 5	0	1	0
Holloway	*32	8-11	5-7	2-2	2	1	2 3	0	0	23
Witherspoon	*30	5-5	2-2	1-1	3	5	2 5	1	1	13
Paul	*32	3-6	2-3	2-2	3	3	3 0	1	3	10
Easley	*16	3-3	0-0	0-0	0	3	0 1	1	0	6
Ard	10	2-4	0-0	0-0	2	0	0 0	0	1	4
Carter	22	7-10	1-1	4-4	3	4	1 2	0	1	19
Thomas	6	0-3	0-3	0-0	0	0	1 2	0	0	0
Parker	17	3-6	0-0	0-0	6	2	0 2	0	1	6
Williams	15	1-2	1-1	0-0	2	3	2 3	1	0	3
Team					2		1			
Totals	200	32-54	11-21	9-9	24	25	15 24	4	8	84

SDSU	MP	FG	3FG	FT	R	F	A TO	B	S	TP
Heath	*39	8-17	5-10	6-6	5	2	3 1	0	1	27
Williams	*40	3-4	0-1	2-3	3	1	8 7	0	2	8
Lamb	*18	3-4	0-0	0-0	2	3	0 0	0	0	6
Wade	*32	4-8	1-3	2-2	4	3	1 6	0	3	11
Abukar	*32	4-12	0-0	7-8	1	1	0 3	2	0	15
Johnson	13	2-3	0-0	1-2	4	1	0 1	0	0	5
Pastorek	2	0-0	0-0	0-0	0	1	0 1	0	0	0
Spain	24	5-9	2-2	3-4	4	2	1 2	0	2	15
Team					4					
Totals	200	29-57	8-16	21-25	27	14	13 21	2	8	87

Halftime: San Diego State 41, Murray State 34. **FG %:** Murray State 59.3, San Diego State 50.9. **3FG%:** Murray State 52.4, San Diego State 50.0. **FT%:** Murray State 100, San Diego State 84. **Officials:** Thomas Wood, Ken Ditty, Chad Johnson. **Technical:** None.



Game 2

San Diego State 74
Saint Mary's (CA) 73

Nov. 11, 2006 ♦ Moraga, Calif.
McKeon Pavilion ♦ Att.: 2,056

MORAGA, Calif. - Brandon Heath made two free throws with 17 seconds left in the game to give San Diego State a lead it would not relinquish as the Aztecs defeated Saint Mary's (CA), 74-73, in the second game of the Shamrock Invitational.

The Gaels controlled the game from the outset and jumped out to a seven-point lead with just three and a half minutes gone by. The Aztecs took a brief 23-22 lead on a layup by Heath, but it was short-lived as SMC's Ian O'Leary responded with his own layup to retake the lead.

O'Leary's bucket led to an eight-point Saint Mary's lead with under three minutes to go and went into the half up 39-35.

Once the second half started the Aztecs went on a 5-0 run to take their second lead of the game. The contest went back and forth over the next 10 minutes before SDSU began to pull away.

San Diego State took a six-point lead on a jumper by Mohamed Abukar (21 points) that eventually grew to nine points with 5:44 remaining.

But the game reverted to its old ways when the Gaels went on a 7-0 run and later a 5-0 run late in the contest to take a 73-72 lead with 34 seconds left.

After an SMC timeout, SDSU put the ball in Heath's hands, who nailed a pair of free throws after being fouled.

The game had one more intense moment as SMC's Todd Golden missed a three-pointer at the horn that would have given the Gaels the victory.

Heath, who hit a half-court shot to win the game at the buzzer the previous night, finished the contest with 20 points, marking the second time in as many games he reached the 20-point plateau.

SDSU	MP	FG	3FG	FT	R	F	A TO	B	S	TP
Heath	*39	7-21	0-3	6-6	5	2	6 4	0	2	20
Williams	*40	2-8	2-2	0-1	3	4	5 5	0	4	6
Wade	*20	5-6	0-0	2-2	2	4	1 1	0	0	12
Spain	*37	3-7	0-0	1-2	5	4	1 1	1	4	7
Abukar	*32	9-17	1-1	2-3	7	3	0 0	1	0	21
Johnson	19	4-5	0-0	0-0	5	3	0 0	0	0	8
Pastorek	5	0-0	0-0	0-0	0	0	0 0	0	1	0
Martin	1	0-0	0-0	0-0	0	0	0 0	0	0	0
Lamb	7	0-0	0-0	0-0	1	0	0 0	2	0	0
Team					6					
Totals	200	30-64	3-9	11-14	34	20	13 11	4	11	74

Saint Mary's	MP	FG	3FG	FT	R	F	A TO	B	S	TP
Hunter	*30	6-14	2-6	0-1	5	1	1 3	0	0	14
O'Leary	*34	5-12	1-6	3-4	8	1	1 0	1	1	14
Simpson	*28	5-14	0-1	1-4	10	3	1 6	6	1	11
Collins	*28	4-10	0-1	4-4	8	1	0 2	1	2	12
Golden	*35	5-10	5-9	0-0	3	3	5 1	0	1	15
Williams	15	0-2	0-2	0-0	2	2	0 3	0	0	0
Smith	14	2-4	0-1	0-1	1	4	1 3	0	0	4
Samhan	16	1-3	0-0	1-2	7	1	3 0	2	0	3
Team					5					
Totals	200	28-69	6-17	9-16	49	16	12 18	10	5	73

Halftime: Saint Mary's 39, San Diego State 35. **FG %:** San Diego State 47.2, Saint Mary's 40.6. **3FG%:** San Diego State 50.0, Saint Mary's 30.8. **FT%:** San Diego State 78.6, Saint Mary's 56.3. **Officials:** Dick Cartmell, Andy Rios, Rick Batsell. **Technical:** None.



Game 3

San Diego State 76
Seattle Pacific 73

Nov. 12, 2006 ♦ Moraga, Calif.
McKeon Pavilion ♦ Att.: 1,627

MORAGA, Calif. - San Diego State had four players score in double figures in helping the Aztecs to a 76-73 victory over Division II Seattle Pacific at the Shamrock Invitational. The win allowed SDSU to claim its first in-season event title since 1987 and fifth overall during its time as a Division I school.

The Falcons came out firing as they connected on 13 first-half shots, six of which were three-point field goals. Dustin Bremerman had the hot hand making 7 of 11 from the field, including a trio of three-pointers en route to 19 first-half points.

Seattle Pacific led by as many as five points with 3:02 left in the first half, but the Aztecs fought back to tie the score at 34 after the first 20 minutes of play.

In the second half, San Diego State took control of the game and led by seven points with 11:32 remaining. After an SPU free throw to cut the Aztecs lead to six, SDSU went on a 6-0 run to go up 12 with 9:10 left in the ballgame.

The Falcons kept chipping away at the Aztec lead and trailed by seven with 38 seconds showing on the clock until Bremerman made two layups in four seconds to cut the lead to three.

Once SDSU inbounded the ball, Jered Moultrie stole the ball away from Richie Williams with 19 seconds left and Marques Echols' three-point shot came up empty handing the Aztecs the win.

For the game, Mohamed Abukar had his first career double-double with 22 points and 10 rebounds, while Brandon Heath scored 20 and Lorenzo Wade and Williams added 14 and 12 points, respectively.

SDSU	MP	FG	3FG	FT	R	F	A TO	B	S	TP
Heath	*39	6-12	3-5	5-8	4	1	2 4	0	3	20
Williams	*40	5-9	2-4	0-0	3	4	3 4	0	1	12
Wade	*32	6-8	0-0	2-2	4	4	0 3	0	0	14
Spain	*35	0-5	0-1	6-6	11	3	0 3	1	0	6
Abukar	*36	6-10	2-2	8-10	10	0	4 1	0	0	22
Johnson	13	0-0	0-0	2-2	2	1	0 1	0	0	2
Pastorek	4	0-1	0-1	0-0	0	0	0 0	0	0	0
Lamb	1	0-0	0-0	0-0	0	0	0 0	0	0	0
Team					3					
Totals	200	23-45	7-13	23-28	37	13	9 16	1	4	76

SPU	MP	FG	3FG	FT	R	F	A TO	B	S	TP
Moultrie	*32	1-2	1-1	1-2	6	1	5 2	0	2	4
Matzen	*38	6-13	3-10	0-0	3	0	2 0	0	0	15
Bremerman	*33	13-24	3-10	5-7	2	1	3 4	0	1	34
Jackson	*27	4-9	2-7	0-0	1	5	3 0	0	2	10
Will	*17	1-5	0-0	0-0	4	5	1 1	0	0	2
Echols	10	0-2	0-2	0-0	2	2	1 1	0	1	0
Reed	6	0-0	0-0	0-0	0	2	0 1	0	0	0
Popovich	3	0-0	0-0	0-0	0	1	0 0	0	0	0
Dierderichs	20	3-9	2-5	0-0	3	3	1 0	0	1	8
Lynch	14	0-2	0-1	0-0	0	0	0 0	0	0	0
Team					6					
Totals	200	28-66	11-36	6-9	27	20	16 10	0	7	73

Halftime: San Diego State 34, Seattle Pacific 34. **FG %:** San Diego State 51.1, Seattle Pacific 42.4. **3FG%:** San Diego State 53.8, Seattle Pacific 30.6. **FT%:** San Diego State 82.1, Seattle Pacific 66.7. **Officials:** Michael Eggers, Horace Shields, Steven Dreher. **Technical:** None.



Game 4

San Diego State 84
UC San Diego 48

Nov. 15, 2006 ♦ San Diego, Calif.
Cox Arena ♦ Att.: 6,017

SAN DIEGO - San Diego State held UC San Diego to just 14 first-half points en route to a 84-48 victory in the Aztecs' home opener at Cox Arena.

SDSU started the game with a 15-2 lead and held the Tritons to one field goal over the first six minutes before Andrew Browning hit a jumper to halt the streak at 13:54.

At halftime, the Aztecs found themselves ahead 41-14 with Brandon Heath leading all scorers with 12 points on 5-of-6 shooting.

The second half was a carbon copy of the first with SDSU holding UCSD without a point for the first 4 minutes and 25 seconds. After a pair of Triton free throws, the Aztecs found themselves ahead by 36 points.

Not two minutes later, UC San Diego had spotting San Diego State a 42-point lead and the Aztecs cruised to a 36-point win.

Heath finished the game with a game-high 18 points, while backcourt teammate Richie Williams posted 11 points.

In the frontcourt, Lorenzo Wade scored a career-best 15 points to go along with seven rebounds and Mohamed Abukar contributed 12. Jon Pastorek came off the bench and recorded 13 points in 20 minutes.

Leading the way for UCSD was Jordan Lawley who finished with 18 points and five rebounds.

The 36-point victory was the largest margin of victory since SDSU defeated UC San Diego by 45 in 2001. In addition, the Aztecs' 42-point lead with 13:10 remaining was their largest in the last two seasons.

UCSD	MP	FG	3FG	FT	R	F	A TO	B	S	TP
Lawlor	*22	1-4	0-2	0-0	2	3	0 1	0	0	2
Stuckey	*19	2-9	1-2	0-0	0	5	0 3	1	2	4
Kim	*26	2-5	2-5	0-0	3	0	0 1	0	0	6
Poppen	*13	0-6	0-2	0-0	0	1	0 1	1	1	0
Allard	*23	3-6	2-2	0-0	2	0	3 3	0	1	8
Lawley	33	7-14	2-6	2-2	5	2	3 1	0	0	18
Acevedo	10	0-5	0-3	0-0	1	0	0 0	0	0	0
Ward	11	0-4	0-1	2-2	5	2	2 2	1	1	2
Browning	15	1-5	0-3	0-0	0	5	0 1	1	1	2
Peters	28	2-5	2-5	0-0	3	0	3 0	0	2	6
Team					6			2		
Totals	200	18-63	8-30	4-4	27	18	11 15	4	8	48

SDSU	MP	FG	3FG	FT	R	F	A TO	B	S	TP
Wade	*31	6-12	1-2	2-2	7	1	5 0	1	2	15
Abukar	*27	3-6	0-0	6-6	6	1	3 2	1	1	12
Lamb	*23	2-3	0-0	2-4	4	1	2 2	3	1	6
Heath	*29	8-10	2-2	0-2	6	2	1 2	0	2	18
Williams	*30	3-3	3-3	2-2	3	1	4 2	1	0	11
Hoerner	15	1-3	0-0	1-2	2	1	0 1	2	0	3
Johnson	18	1-2	0-0	4-6	3	2	1 3	0	1	6
Pastorek	20	4-6	3-4	2-2	1	2	0 3	1	0	13
Martin	7	0-1	0-0	0-0	5	0	1 0	0	0	0
Team					3					
Totals	200	28-46	9-11	19-26	40	11	17 15	9	7	84

Halftime: San Diego State 41, UC San Diego 14. **FG%:** San Diego State 60.9, UC San Diego 28.6. **3FG%:** San Diego State 81.8, UC San Diego 26.7. **FT%:** UC San Diego 100.0, San Diego State 73.1. **Officials:** Scott Thornley, David Hall, Bill Kennedy. **Technical:** None



Game 5

San Diego State 86
California 79

Nov. 18, 2006 ♦ San Diego, Calif.
Cox Arena ♦ Att.: 8,028

SAN DIEGO - San Diego State snapped a seven-game losing streak to Pacific-10 Conference schools with its 86-79 victory over California at Cox Arena.

The Golden Bears, who handed the Aztecs their worst loss of the season a year ago, allowed SDSU to shoot 60.7 percent for the game and an astounding 70 percent in the second half.

San Diego State had three players score in double figures and were led by Jerome Habel.

Habel, playing in his first game of his career after serving a team suspension, was 10-of-11 shooting for a game-high 23 points and had seven rebounds.

Mohamed Abukar added 22 points and seven boards and Brandon Heath had 19 points and a game-high seven assists.

In the first half, San Diego State shot 50 percent from the field and limited California to 38.7 percent, but went into the half trailing 31-30 due to the Golden Bears making two more three-pointers than the Aztecs.

Midway through the second half San Diego State went on an 8-0 run to go up 11 points with 8:34 remaining. Cal got within three points with 13 seconds on the clock, but Abukar and Kyle Spain hit four free throws in the final 10 seconds to put the game out of reach.

The Golden Bears were led by freshman Ryan Anderson's 21 points and eight rebounds.

The Aztecs improved to 5-0 for the just the fifth time in their Division I history.

California	MP	FG	3FG	FT	R	F	A TO	B	S	TP
Robertson	*34	3-5	1-2	0-2	5	1	4 3	0	1	7
Anderson	*29	8-12	2-4	3-4	8	5	0 1	0	2	21
Hardin	*31	4-11	0-0	2-3	7	4	1 4	3	0	10
Ubaka	*36	2-13	1-4	0-0	1	3	2 1	0	1	5
Wilkes	*35	7-12	1-3	0-0	2	0	1 1	0	0	15
Randle	21	6-9	2-3	4-4	0	2	3 2	0	1	18
Vierneisel	1	0-0	0-0	0-0	0	0	0 0	0	0	0
Christopher	12	1-1	1-1	0-0	0	2	0 1	0	0	3
Harrison	1	0-0	0-0	0-0	0	0	0 0	0	0	0
Team					1					
Totals	200	31-63	8-17	9-13	24	17	11 13	3	5	79

SDSU	MP	FG	3FG	FT	R	F	A TO	B	S	TP
Spain	*25	2-5	0-0	4-4	5	3	1 3	0	0	8
Abukar	*36	8-12	2-3	4-4	7	0	3 1	1	0	22
Lamb	*13	2-4	0-0	0-0	2	1	1 0	1	1	4
Heath	*40	7-15	3-7	2-2	2	1	7 5	0	3	19
Williams	*21	1-1	0-0	0-0	4	5	4 2	0	2	2
Johnson	3	0-0	0-0	0-0	0	0	0 1	0	0	0
Habel	30	10-11	0-0	3-8	7	3	0 2	3	0	23
Wade	32	4-8	0-2	0-0	4	2	2 3	1	1	8
Team					3					
Totals	200	34-56	5-12	13-18	34	15	18 17	6	7	86

Halftime: California 31, San Diego State 30. **FG%:** San Diego State 60.7, California 49.2. **3FG%:** California 47.1, San Diego State 41.7. **FT%:** San Diego State 72.2, California 69.2. **Officials:** Scott Thornley, David Hall, Bill Kennedy. **Technical:** None.



Game 6

San Diego State 79
UC Riverside 45

Nov. 21, 2006 ♦ San Diego, Calif.
Cox Arena ♦ Att.: 5,988

SAN DIEGO - Kyle Spain went perfect for the night connecting on all six field goals, his lone three-point attempt and each of his five free throws en route to a career-high-tying 18 points and four rebounds in lifting San Diego State to a 79-45 victory over UC Riverside at Cox Arena.

Spain was just part of a scoring attack that included seven Aztecs scoring at least six points.

Brandon Heath led the next tier of scorers with 13 points, followed by Mohamed Abukar and Jer'Vaughn Johnson's nine and Jerome Habel, Lorenzo Wade and Richie Williams' six.

Johnson's point total marked a career best for the freshman, while Habel, who was making his first start as an Aztec, had 10 rebounds.

UC Riverside started the game on a positive note when Henrik Thomsen hit a three-point shot 14 seconds into the game. Unfortunately for the Highlanders, SDSU scored 15 unanswered points and never looked back and wound up with a 45-20 lead after 20 minutes of action.

The Aztecs kept the pressure on UCR as their lead grew to 30 with 18:44 left in the game. The closest the Highlanders got the rest of the way was 22 points with just under 10 minutes remaining after Justin Bell made a layup.

The 34-point victory over UC Riverside was the Aztecs' largest margin of victory over a Division I school since they defeated Florida Atlantic by 33 on Nov. 30, 2001.

UCR	MP	FG	3FG	FT	R	F	A TO	B	S	TP
Bekono	*24	0-1	0-0	0-0	3	2	1 2	0	1	0
Thomsen	*35	5-10	2-4	1-2	2	5	1 5	0	1	13
Bell	*20	5-12	2-7	0-0	2	2	1 2	0	1	12
Bates	*23	4-10	0-1	0-1	4	1	0 0	0	1	8
Cunningham	*21	0-6	0-1	1-2	4	0	1 2	1	0	1
Johnson	7	1-3	0-1	0-0	1	1	0 1	0	0	2
Lott	12	0-3	0-1	0-0	0	1	1 4	0	1	0
Jim-George	2	0-1	0-1	0-0	0	0	0 0	0	0	0
Creppy	5	0-1	0-1	0-0	0	0	1 1	0	0	0
Ennis	19	1-3	0-0	0-0	5	1	0 1	0	2	2
Soto	12	0-0	0-0	1-2	0	1	1 1	0	1	1
Anderson	20	2-4	0-0	2-2	3	3	0 0	0	1	6
Team					3					
Totals	200	18-54	4-17	5-9	27	17	7 20	1	9	45

SDSU	MP	FG	3FG	FT	R	F	A TO	B	S	TP
Habel	*25	2-6	0-0	2-2	10	0	2 2	1	0	6
Spain	*22	6-6	1-1	5-5	4	1	1 1	0	2	18
Abukar	*25	4-9	1-3	0-0	5	4	0 2	0	0	9
Heath	*28	4-13	3-7	2-3	4	0	2 3	0	5	13
Williams	*30	2-6	1-2	1-1	4	4	8 4	0	3	6
Hoerner	5	2-2	0-0	0-0	2	1	0 2	0	0	4
Johnson	15	4-5	0-0	1-4	3	0	0 0	0	0	9
Pastorek	10	2-2	1-1	0-0	1	0	2 0	0	0	5
Martin	3	0-1	0-0	0-0	0	0	0 1	0	0	0
Lamb	12	1-1	0-0	1-4	2	1	1 2	2	0	3
Wade	25	3-6	0-1	0-0	6	2	1 2	1	2	6
Team					1					
Totals	200	30-57	7-15	12-19	42	13	17 19	4	12	79

Halftime: San Diego State 45, UC Riverside 20. **FG%:** San Diego State 52.6, UC Riverside 33.3. **3FG%:** San Diego State 46.7, UC Riverside 23.5. **FT%:** San Diego State 63.2, UC Riverside 55.6. **Officials:** Bill Gracey, Ronnie Hernandez, Doran Gotschall. **Technical:** None.



Game 7

San Diego State 76
UC Santa Barbara 72

Nov. 25, 2006 ♦ Santa Barbara, Calif.
The Thunderdome ♦ Att.: 1,267

SANTA BARBARA, Calif. -- Brandon Heath scored 23 of his game-high 29 points in the second half to lead San Diego State to a 76-72 victory over UC Santa Barbara at The Thunderdome.

The visiting Aztecs were in control of the game for the majority of the first half holding a lead as large as eight points with just over 10 minutes left. However, UCSB's James Powell hit two free throws at the 6:22 mark to give the Gauchos the lead.

UCSB extended the lead to five after buckets by Alex Harris and Powell. But Jerome Habel kept San Diego State in the game by making three consecutive baskets to cut the Gaucho lead to two, 31-29, going into intermission.

Habel finished the first 20 minutes of action with 14 points on 7-of-8 shooting.

In the second half, SDSU struggled to get into a rhythm offensively and allowed UC Santa Barbara to increase its lead to eight with 12 minutes showing on the clock.

As the game continued, the Gauchos maintained its cushion until the Aztecs went on a 10-0 spurt to move past UCSB, 58-55, with under five minutes to play.

San Diego State pulled away and padded its lead to 69-62 with 1 minute and 30 seconds left, but UC Santa Barbara would not go away as it cut the Aztecs lead to three thanks to a three-point play by Justin Joyner with 24 seconds on the clock.

But down the stretch, SDSU hit three free throws to put the game out of UCSB's reach and escaped with its seventh consecutive victory and its second-best all-time start to open the season.

Heath's double-figure scoring effort was his 32nd consecutive game with at least 10 points, tying him for the school lead with Zack Jones.

SDSU	MP	FG	3FG	FT	R	F	A	TO	B	S	TP
Habel	*34	7-12	0-0	0-2	7	4	1	2	2	1	14
Spain	*27	0-4	0-0	4-4	4	4	2	0	1	1	4
Abukar	*34	4-12	0-0	6-8	9	1	1	3	0	1	14
Heath	*38	9-14	5-8	6-10	4	1	2	1	0	4	29
Williams	*29	1-2	0-1	0-0	5	4	5	5	0	0	2
Johnson	*4	0-0	0-0	0-0	2	0	0	0	0	0	0
Lamb	*7	0-1	0-0	0-0	1	0	1	0	0	0	0
Wade	*27	6-10	0-2	1-2	1	1	1	2	0	1	13
Team					1						
Totals	200	27-55	5-11	17-26	32	17	13	13	3	8	76

UCSB	MP	FG	3FG	FT	R	F	A	TO	B	S	TP
Devine	*33	5-7	0-0	4-7	7	4	0	3	0	1	14
Garlepp	*29	1-5	0-1	2-2	6	4	1	2	1	0	4
Powell	*27	6-12	2-6	2-2	0	4	2	2	0	2	16
Joyner	*35	4-6	2-4	1-1	5	5	1	3	0	0	11
Harris	*39	8-19	1-5	4-5	4	3	6	5	0	1	21
Elliott	*18	0-0	0-0	0-0	2	3	0	1	0	1	0
Gibb	*3	0-1	0-0	0-0	0	0	0	0	1	0	0
Bing	*16	3-3	0-0	0-0	3	0	4	1	0	1	6
Team					2						
Totals	200	27-53	5-16	13-17	29	23	14	17	2	6	72

Halftime: UC Santa Barbara 31, San Diego State 29. FG%: UC Santa Barbara 50.9, San Diego State 49.1. 3FG%: San Diego State 45.5, UC Santa Barbara 31.3. FT%: UC Santa Barbara 76.5, San Diego State 65.4. Officials: Duane Allen, Shawn Lehigh, Jim Stupin. Technicals: None.



Game 8

San Diego State 79
San Diego 76

Nov. 29, 2006 ♦ San Diego, Calif.
Cox Arena ♦ Att.: 9,075

SAN DIEGO - Senior guard Brandon Heath scored eight of his 21 points in the final 28 seconds of the game to help San Diego State hold off San Diego, 79-76, at Cox Arena on Wednesday night.

The victory was the third straight in the series at home for the Aztecs, who also tied the school-record for the best start to a season and gave head coach Steve Fisher the best start of his career.

San Diego State led 41-40 at intermission, and took the lead for good on a dunk by Jerome Habel with 15:22 to play in the second half. The Aztecs built the advantage to 10 points, leading 67-57 with 6:51 to play. A frantic San Diego rally cut the SDSU advantage to three points with 2:42 remaining.

Heath extended the advantage to five points with a jumper, and made six consecutive free throws in the final 15 seconds to clinch the victory for San Diego State.

Senior forward Mohamed Abukar led the way for the Aztecs with 22 points, seven rebounds and three assists. He connected on 8-of-14 shots from the field, including a straightaway 24-foot three-point field goal to tie the game in the first half.

Sophomore Lorenzo Wade came off the bench to contribute 14 points and six rebounds and classmate Kyle Spain added 12 points and four rebounds for the Aztecs.

San Diego was led by Ross DeRogatis with 23 points on the strength of five three-point field goals.

Heath scored in double figures for the 33rd consecutive game to set a new school record.

USD	MP	FG	3FG	FT	R	F	A	TO	B	S	TP
Fleming	*21	2-6	0-3	0-0	4	5	3	2	0	0	4
Lewis	*31	6-10	3-6	1-1	8	1	3	0	0	0	16
White	*27	2-5	0-0	0-2	12	4	1	2	0	0	4
Johnson	*32	1-8	0-3	0-2	1	2	6	6	0	1	2
DeRogatis	*31	8-14	5-9	2-4	1	3	3	3	0	1	23
Murdock	*17	3-6	0-3	0-0	0	3	2	2	0	1	6
Pomare	*21	5-9	0-0	7-10	7	2	0	2	1	0	17
Jackson	*20	2-4	0-1	0-0	2	1	0	2	0	1	4
Team					1						
Totals	200	29-62	8-25	10-19	36	21	18	19	1	4	76

SDSU	MP	FG	3FG	FT	R	F	A	TO	B	S	TP
Spain	*24	3-7	0-2	6-9	4	0	0	1	0	1	12
Abukar	*38	8-14	1-2	5-6	7	3	3	2	1	0	22
Habel	*29	1-5	0-0	0-0	6	4	3	2	0	0	2
Heath	*35	7-17	1-6	6-6	3	2	4	2	0	2	21
Williams	*36	3-4	1-1	1-1	5	3	2	4	0	2	8
Johnson	*5	0-0	0-0	0-0	2	3	0	2	0	0	0
Lamb	*5	0-0	0-0	0-0	1	1	0	0	0	0	0
Wade	*28	7-14	0-2	0-0	6	1	1	1	0	3	14
Team					3			1			
Totals	200	29-61	3-13	18-22	37	17	13	15	1	8	79

Halftime: San Diego State 41, San Diego 40. FG%: San Diego State 47.5, San Diego 46.8. 3FG%: San Diego 32.0, San Diego State 23.1. FT%: San Diego State 81.8, San Diego 52.6. Officials: Verne Harris, Bill Gracey, Mike Scyphers. Technicals: None.



Game 9

Western Michigan 84
San Diego State 73

Dec. 2, 2006 ♦ Kalamazoo, Mich.
University Arena ♦ Att.: 3,218

KALAMAZOO, Mich. - San Diego State had its 8-0 start to begin the season ruined by Western Michigan as the Broncos handed the Aztecs their first defeat of the season, 84-73, at University Arena.

SDSU had five players score in double figures, but could not overcome 22 turnovers that led to 21 WMU points.

Mohamed Abukar led the way for the Aztecs with 17 points on 6-of-11 shooting, including 3-of-4 from three-point distance. Jerome Habel added 14 points and seven rebounds, while Lorenzo Wade contributed 12 points and a career-best eight rebounds off the bench.

The starting backcourt tandem of Brandon Heath and Richie Williams added 13 and 12 points, respectively, but combined to shoot 7-for-24 with nine turnovers.

At the start of the game, San Diego State led by as many as eight, but lost the lead on a three-pointer by David Kool with 12:42 left in the first half.

As the half came to a close, SDSU found itself up by four with 2:19 remaining, but the Broncos went on a 9-0 run to end the half and went into the locker room up 44-39.

In the second half, WMU increased its lead to seven, but the Aztecs went on a run of their own to take a seven-point lead with 7:36 left in the game.

Just as SDSU did, the Broncos went on their own 11-2 spurt to regain the lead and never looked back.

Western Michigan's Andre Ricks was the game's high scorer with 29 points on 10-of-17 shooting. Teammate Joe Reitz added 18 points and seven rebounds, while Andrew Hershberger grabbed 10 rebounds.

SDSU	MP	FG	3FG	FT	R	F	A	TO	B	S	TP
Habel	*36	7-8	0-0	0-4	7	3	3	3	2	0	14
Spain	*20	1-7	0-2	0-0	6	3	1	2	0	1	2
Abukar	*30	6-11	3-4	2-2	5	4	1	4	0	1	17
Heath	*38	4-16	2-8	3-3	1	4	3	5	0	0	13
Williams	*37	3-8	1-4	5-9	6	3	4	4	0	1	12
Johnson	*7	1-1	0-0	1-2	2	3	0	2	0	0	3
Pastorek	*2	0-0	0-0	0-0	0	0	0	0	0	0	0
Martin	*0+	0-0	0-0	0-0	0	0	0	0	0	0	0
Lamb	*1	0-0	0-0	0-0	0	1	0	0	0	0	0
Wade	*28	4-8	2-3	2-3	8	2	2	2	0	2	12
Team					2						
Totals	200	26-59	8-21	13-23	38	23	14	22	2	5	73

WMU	MP	FG	3FG	FT	R	F	A	TO	B	S	TP
Hershberger	*26	2-5	1-2	2-2	10	1	1	2	0	4	7
Reitz	*31	6-10	0-0	6-12	7	3	1	3	0	2	18
Ricks	*32	10-17	3-6	6-6	1	2	1	3	0	4	29
Redell	*34	2-9	1-5	2-4	3	4	6	0	1	1	7
Gary	*22	3-6	0-1	2-4	4	4	2	2	0	3	8
Fracalossi	*9	0-1	0-0	1-2	0	0	1	1	0	0	1
Workman	*13	2-5	1-3	0-0	5	0	1	0	2	0	5
Draws	*9	0-2	0-2	0-0	1	0	0	1	0	0	0
Kool	*14	3-6	1-3	2-2	2	4	0	0	0	1	9
Lawson	*9	0-1	0-0	0-0	1	4	0	0	2	1	0
Totals	200	28-62	7-22	21-32	34	22	13	12	4	16	84

Halftime: Western Michigan 44, San Diego State 39. FG%: Western Michigan 45.2, San Diego State 44.1. 3FG%: San Diego State 38.1, Western Michigan 31.8. FT%: Western Michigan 65.6, San Diego State 56.5. Officials: Tim Gabutero, Larry Spaulding, Mike Giarratano. Technicals: None.



Game 10

(14/15) Arizona 69
 San Diego State 48
 Dec. 9, 2006 ♦ San Diego, Calif.
 Cox Arena ♦ Att.: 12,414

SAN DIEGO - San Diego State was held to its lowest field goal, three-point and free throw percentage of the season in a 69-48 defeat at the hands of 14th/15th-ranked Arizona before a sellout crowd in the second game of the third annual San Diego SLAM. No. 22/24 Oklahoma State beat Ball State, 75-56, in the first game of the yearly doubleheader.

The Wildcats never trailed in the game, but could not shake the Aztecs in the early-on. SDSU stayed within six points of UA for the first 10 minutes and tied the score at 14 with 10:34 left in the first half.

That would be the closest San Diego State would get the rest of the way.

The Wildcats held the Aztecs scoreless nearly four minutes until Kyle Spain made a layup with 49 seconds on the clock. Unfortunately for SDSU, Arizona freshman Chase Budinger responded with a three-pointer to give the 'Cats a 38-22 lead going into the locker room.

In the second half, Arizona kept the pressure on the Aztecs until Brandon Heath hit a three-pointer to cap a 10-3 run to close the UA gap to nine points with just under seven minutes remaining.

But like the end of the first half, the Wildcats had an answer in the form of a 12-2 spurt, 10 of which came from Marcus Williams and Mustafa Shakur, to put the game out of reach for the host Aztecs.

Williams, the game's most valuable player, finished with 21 points and 16 rebounds, while Shakur added 14 points and eight rebounds.

Meanwhile for SDSU, Heath ended the contest with a team-high 14 points and moved into sole possession of second place on San Diego State's all-time scoring list with his second bucket of the night.

The sellout crowd of 12,414 marks the fourth such game in Cox Arena history and the second against Arizona.

Arizona	MP	FG	3FG	FT	R	F	A	O	B	S	TP
Williams	*34	10-16	1-2	0-0	16	3	0	3	2	2	21
Budinger	*31	2-9	1-4	0-0	1	0	2	2	1	2	5
Radenovic	*37	4-10	1-1	1-2	5	2	3	1	0	0	10
McClellan	*34	3-9	0-2	4-6	7	2	1	2	1	0	10
Shakur	*33	6-11	2-4	0-0	8	3	5	3	0	2	14
Dillon	9	1-2	1-2	0-0	2	1	1	1	0	0	3
Wise	13	1-2	1-2	1-2	0	0	1	0	0	0	4
Brielmaier	8	1-1	0-0	0-0	3	1	0	1	0	0	2
Walters	1	0-0	0-0	0-0	0	0	0	0	0	0	0
Team					1						
Totals	200	28-60	7-17	6-10	43	12	13	13	4	6	69

SDSU	MP	FG	3FG	FT	R	F	A	O	B	S	TP
Habel	*32	4-8	0-1	1-2	7	1	1	1	0	0	9
Spain	*23	3-9	1-4	0-0	5	2	1	1	0	0	7
Abukar	*37	3-14	1-3	0-0	6	4	1	2	0	0	7
Heath	*39	6-18	2-10	0-0	4	0	2	3	0	1	14
Williams	*33	2-4	0-1	0-0	7	4	4	5	0	1	4
Johnson	4	0-0	0-0	0-0	0	1	1	0	0	0	0
Lamb	5	1-1	0-0	0-2	0	0	1	0	0	0	2
Wade	27	2-10	1-6	0-0	3	0	2	2	1	1	5
Team					2						
Totals	200	21-64	5-25	1-4	34	12	13	14	1	6	48

Halftime: Arizona 38, San Diego State 22. **FG%:** Arizona 46.7, San Diego State 32.8. **3FG%:** Arizona 41.2, San Diego State 20.0. **FT%:** Arizona 60.0, San Diego State 25.0. **Officials:** Randy McCall, Mike Littlewood, Mike Reed. **Technical:** None.



Game 11

San Diego State 119
 Campbell 82
 Dec. 12, 2006 ♦ San Diego, Calif.
 Cox Arena ♦ Att.: 4,779

SAN DIEGO - San Diego State snapped a two-game losing streak by shooting a Cox Arena-record 69.6 percent from the field in defeating Atlantic Sun Conference member Campbell, 119-82.

The Aztecs' point total was an arena record and marked the fourth highest offensive output in school history. It was also the 39th time in SDSU's Division I history that the Aztecs broke the century mark and the first time in 241 games.

The Fighting Camels started the game by scoring the first five points of the game and increased their lead to as many as seven with 13:21 on the clock.

San Diego State slowly chipped away at the lead and used a 12-0 run to take over the game. Once the Camels put an end to the streak, the Aztecs stayed ahead for the rest of the half to go into the locker room, 58-42, after shooting an outstanding 77.4 percent from the field and 61.5 percent (8-13) from three-point distance.

In the second half, SDSU poured it on, so much so that all 10 Aztecs who saw the floor scored at least two points and six players scored in double figures.

Lorenzo Wade was the game's high scorer with a career-high 21 points on 8-of-10 shooting. Frontcourt teammate Jer'Vaughn Johnson also got into the act as he, too, established career highs with 17 points and six rebounds in just 18 minutes.

Seniors Mohamed Abukar and Brandon Heath each scored 19 points apiece with Abukar grabbing seven rebounds and Heath dishing out a season-high seven assists.

Also in double-figures for the Aztecs were Jerome Habel with 12 points (6-7 FG) and Richie Williams, who posted a season-high 15 points.

Campbell	MP	FG	3FG	FT	R	F	A	O	B	S	TP
Rodriguez	*28	9-14	1-2	0-1	5	1	2	2	0	5	19
Gibson	*22	2-4	1-1	2-4	5	3	0	2	0	0	7
Wohlfel	*26	3-8	1-5	1-2	1	2	1	2	0	1	8
Pringle	*20	4-6	2-3	3-4	4	0	0	3	0	0	13
Eackles	*27	2-11	2-7	0-0	1	2	7	3	0	2	6
Vejraska	16	2-6	0-2	0-0	3	1	0	1	0	0	4
Bishop	22	5-10	3-6	1-2	4	0	0	0	0	1	14
Griffin	12	1-3	0-2	0-0	1	1	3	3	0	1	2
Smith	21	4-12	1-7	0-1	3	2	1	4	0	1	9
Hunt	4	0-0	0-0	0-0	0	4	0	1	0	0	0
Johnson	2	0-1	0-0	0-0	1	1	0	0	0	0	0
Team					2						
Totals	200	32-75	11-35	7-14	30	17	14	21	0	11	82

SDSU	MP	FG	3FG	FT	R	F	A	O	B	S	TP
Spain	*23	3-6	2-4	0-0	4	1	5	4	0	1	8
Abukar	*28	8-10	0-0	3-4	7	2	4	1	0	0	19
Habel	*24	6-7	0-0	0-0	6	3	2	3	3	1	12
Heath	*31	8-13	3-5	0-0	2	2	7	2	0	1	19
Williams	*28	3-5	2-4	7-7	1	2	6	3	1	2	15
Johnson	18	8-9	0-0	1-1	6	1	1	4	0	1	17
Pastorek	11	2-4	0-0	0-2	2	1	2	0	0	0	4
Martin	5	1-1	0-0	0-0	0	0	1	0	0	0	2
Lamb	8	1-4	0-0	0-0	1	3	1	1	0	0	2
Wade	24	8-10	3-4	2-2	4	1	4	2	0	2	21
Team					4						
Totals	200	48-69	10-19	13-14	37	16	33	20	4	8	119

Halftime: San Diego State 58, Campbell 42. **FG%:** San Diego State 69.6, Campbell 42.7. **3FG%:** San Diego State 52.6, Campbell 31.4. **FT%:** San Diego State 92.9, Campbell 50.0. **Officials:** Tim Gabutero, Eddie Jackson, Michael Irving. **Technical:** None.



Game 12

San Diego State 74
 Loyola Marymount 63
 Dec. 16, 2006 ♦ San Diego, Calif.
 Cox Arena ♦ Att.: 6,033

SAN DIEGO - Brandon Heath scored a game-high 25 points with 19 coming in the second half and in the process became the Mountain West Conference's all-time scoring leader in San Diego State's 74-63 victory over Loyola Marymount at Cox Arena.

Heath, who hit a three-pointer to tie former New Mexico player Ruben Douglas at 1,782 points, nailed a 25-foot three-pointer at the top of the key to etch his name atop the league's all-time scoring list.

The game started with the Lions taking a couple of four-point leads in the first five minutes of the game, but the Aztecs tied the score at 13 with 14:10 showing on the clock and never looked back.

SDSU was fueled by Kyle Spain's 11 first-half points. The sophomore made two shots from beyond the three-point arc, was 4-for-5 from the field and added a career-high tying two blocks in the first 20 minutes of play. Spain ended the game with 13 points.

As the second half started with the Aztecs sporting a 35-25 lead, Heath took over the game. The senior scored eight of SDSU's first 12 points, then he hit a three to tied the MWC record and at the 11:51 mark, made a 25-footer to become the league's most prolific scorer.

LMU did not go away easily as it went on a 14-2 run spanning four-plus minutes and got to within six points until Mohamed Abukar made two free throws with 2:10 left to put the game out of reach.

Abukar finished the game with 17 points and seven rebounds, while Jerome Habel grabbed a game-high nine rebounds and Richie Williams dished out six assists.

LMU	MP	FG	3FG	FT	R	F	A	O	B	S	TP
Knight	*38	5-11	0-0	6-8	5	2	1	0	0	0	16
Maynard	*19	2-5	0-0	0-0	4	1	1	3	0	0	4
Worby	*35	8-16	3-6	3-4	5	1	3	2	0	2	22
Miller	*30	3-11	3-9	1-2	1	3	1	2	0	2	10
Martin	*19	0-4	0-1	0-0	1	2	3	1	0	2	0
Counts	3	0-0	0-0	0-0	0	1	1	0	0	0	0
Deadwiler	8	1-3	0-1	2-3	1	0	1	1	0	0	4
Montgomery	10	0-2	0-1	0-0	0	1	2	1	0	0	0
Deric	12	1-2	0-0	3-4	4	5	0	0	0	0	5
Grubb	8	0-2	0-0	0-0	2	3	0	1	0	2	0
Ziri	15	0-5	0-2	2-4	5	1	0	1	0	0	2
Craig	3	0-0	0-0	0-0	1	1	1	0	0	0	0
Totals	200	20-61	6-20	17-25	29	21	14	12	0	8	63

SDSU	MP	FG	3FG	FT	R	F	A	O	B	S	TP
Spain	*26	5-8	2-5	1-1	2	2	1	1	2	2	13
Abukar	*31	5-11	1-4	6-6	7	3	3	5	0	0	17
Lamb	*7	0-0	0-0	0-0	0	2	0	0	0	0	0
Heath	*36	8-14	4-7	5-6	4	3	4	5	0	2	25
Williams	*36	1-3	1-2	0-1	3	3	6	5	0	0	3
Johnson	10	0-2	0-0	1-2	4	0	0	2	0	0	1
Habel	31	4-5	0-0	0-0	9	3	0	3	1	0	8
Wade	23	3-8	0-1	1-2	6	4	1	3	3	1	7
Team					5						
Totals	200	26-51	8-19	14-18	40	20	15	24	6	5	74

Halftime: San Diego State 35, Loyola Marymount 25. **FG%:** San Diego State 51.0, Loyola Marymount 32.8. **3FG%:** San Diego State 42.1, Loyola Marymount 30.0. **FT%:** San Diego State 77.8, Loyola Marymount 68.0. **Officials:** Mike Eggers, Jim Giron, Steve Drehes. **Technical:** Derick Grubb, Loyola Marymount.



Game 13

**Washington State 64
San Diego State 54**
Dec. 21, 2006 ♦ Seattle, Wash.
Key Arena ♦ Att.: 5,872

SEATTLE -- San Diego State had its two-game winning streak snapped by Washington State in Seattle at the Cougar Hardwood Classic despite receiving a game-high 20 points from Brandon Heath.

The Aztecs trailed early spotting the Cougars a 5-0 lead less than a minute and a half into the game. But SDSU methodically chipped away at the lead and took control of the game at the 8:15 mark of the first half when it led 20-18 on a slam dunk by Lorenzo Wade.

The San Diego State lead would eventually swell to 10 points and the Aztecs went into the locker room up, 33-23, after holding WSU to 28.6 percent shooting, including 1 for 12 (8.3 percent) from behind the arc. In comparison, SDSU shot 52.2 percent from the field and was 3 of 6 from bonus distance.

As one sided as the first half was, the second half was the complete opposite.

Both schools traded points to open the final 20 minutes, but that is when Washington State used a stifling defense to control the Aztec offensive attack.

Following two Heath free throws to give SDSU a 37-29 lead, the Cougars went on a 21-0 run that lasted just over 10 minutes before Mohamed Abukar converted a three-point play to put a halt to the spurt. At that point, WSU was ahead by 10 points and would never let the Aztecs get within eight points the rest of the way.

During Washington State's decisive run, the Cougars forced San Diego State to eight turnovers and limited the Aztecs to 0-for-5 shooting.

Besides Heath, only Abukar finished in double figures for SDSU with 12 points. Meanwhile, Jerome Habel had a team-best six rebounds off the bench with JerVaughn Johnson making his first career start.

SDSU	MP	FG	3FG	FT	R	F	A TO	B	S	TP
Johnson	*13	0-0	0-0	0-0	0	0	0	2	0	0
Spain	*20	1-3	0-1	0-2	2	5	2	0	0	0
Abukar	*37	4-10	0-3	4-4	4	2	0	6	1	12
Heath	*40	7-16	3-6	3-3	4	1	2	2	0	1
Williams	*37	2-2	1-1	0-0	4	4	1	5	0	2
Habel	*27	1-2	0-0	6-8	6	2	1	2	0	1
Wade	26	3-7	1-2	0-0	4	2	1	3	1	7
Team										2
Totals	200	18-40	5-13	13-17	26	16	7	20	2	6

WSU	MP	FG	3FG	FT	R	F	A TO	B	S	TP
Harmeling	*27	1-4	0-2	0-0	3	3	2	0	0	1
Cowgill	*36	7-14	1-2	2-2	8	3	1	1	1	2
Low	*40	4-11	1-6	0-0	0	2	1	2	0	2
Koprivica	*26	3-6	1-4	4-5	2	1	0	1	0	2
Weaver	*34	6-13	0-0	4-5	11	1	4	2	1	1
Hopson	7	1-2	1-2	0-0	0	2	0	2	0	0
Rochestie	2	0-1	0-1	0-0	0	0	0	0	0	0
Baynes	3	0-0	0-0	0-0	0	0	0	0	0	0
Clark	25	2-6	0-2	2-4	4	2	6	1	1	6
Team										3
Totals	200	24-57	4-19	12-16	31	14	14	9	3	10

Halftime: San Diego State 33, Washington State 23. **FG%:** San Diego State 45.0, Washington State 42.1. **3FG%:** San Diego State 38.5, Washington State 21.1. **FT%:** San Diego State 76.5, Washington State 75.0. **Officials:** Ruben Ramos, Rick Batsell, Mike Scypers. **Technical:** None.



Game 14

**San Diego State 78
Lafayette 68**
Dec. 30, 2006 ♦ San Diego, Calif.
Cox Arena ♦ Att.: 5,881

SAN DIEGO - San Diego State forward Mohamed Abukar connected on 10 of 16 shots and finished the game with a career-high tying 26 points in leading the Aztecs to a 78-68 victory over Lafayette.

In addition to the earning its 11th win of the season, San Diego State helped head coach Steve Fisher tally his 300th career win.

The Aztecs, who were playing the Leopards for the first time in school history, had trouble shaking the Patriot League member in the first half.

SDSU had an eight-point lead more than five minutes into the game and Lafayette cut it down to two before the Aztecs stretched their lead to 10 points on three different occasions. But as the half came to a close, the Leopards chipped away and were only down three points, 39-36, going into the locker room.

The opening minutes of the second half was more of the same as Lafayette continued to stay in the game and were twice down by one with just under 15 minutes left in the game. However, Brandon Heath scored eight points in a four-minute span to spark a 14-2 Aztec run to break the game open.

SDSU led comfortably and built its lead to 16, but the Leopards mounted a bit of a comeback and outscored the Aztecs 12-3 over three and a half minutes to get within seven with 3:30 left in the game.

Lafayette found itself trailing by six with 33 seconds left, but the deficit proved to be too much and Abukar added four more points to provide the final margin.

Heath finished the game with 20 points, while Lorenzo Wade had 11 points and a career-high four blocks. Richie Williams nearly posted the school's first triple-double with eight points, eight rebounds and eight assists.

Lafayette	MP	FG	3FG	FT	R	F	A TO	B	S	TP
Schmidt	*21	3-7	0-0	1-2	7	1	2	2	1	1
Detmer	*14	3-6	0-0	1-2	7	4	2	1	0	7
Brown	*30	1-8	0-4	0-0	3	4	2	2	0	0
Harley	*27	3-7	0-3	2-2	0	1	3	2	0	8
Abdullah	*31	6-9	2-3	2-3	2	1	1	4	0	2
Cummins	14	1-7	0-5	0-0	3	0	1	1	0	1
Kenny	0+	0-0	0-0	0-0	0	0	0	0	0	0
Andersson	12	2-6	2-6	0-0	0	3	0	0	0	6
Betley	32	5-8	4-7	2-2	5	4	2	5	0	16
Hines	18	2-4	0-0	0-0	4	0	2	1	0	1
Koltun	1	0-0	0-0	0-0	0	2	0	1	0	0
Team										3
Totals	200	26-62	8-28	8-11	34	20	15	19	1	6

SDSU	MP	FG	3FG	FT	R	F	A TO	B	S	TP
Habel	*33	3-9	0-0	1-2	10	2	2	2	3	1
Wade	*37	5-10	1-2	0-0	3	2	3	1	4	3
Abukar	*35	10-16	0-2	6-9	6	1	1	2	0	1
Heath	*39	7-17	2-8	4-6	5	1	1	2	0	4
Williams	*35	2-3	2-3	2-4	8	0	8	4	0	3
Johnson	10	1-2	0-1	1-2	0	2	0	2	0	0
Pastorek	11	1-3	1-2	0-0	1	1	0	0	0	3
Team										2
Totals	200	29-60	6-18	14-23	35	9	15	13	7	12

Halftime: San Diego State 39, Lafayette 36. **FG%:** San Diego State 48.3, Lafayette 41.9. **3FG%:** San Diego State 33.3, Lafayette 28.6. **FT%:** Lafayette 72.7, San Diego State 60.9. **Officials:** Greg Burks, Rick Batsell, Ken Nielson. **Technical:** None.



Game 15

**Wyoming 66
San Diego State 65**
Jan. 3, 2007 ♦ San Diego, Calif.
Cox Arena ♦ Att.: 6,874

SAN DIEGO - San Diego State guard Brandon Heath scored 26 points and became the Aztecs' all-time scoring leader, but it was not enough as Wyoming hit a three-point basket with seven seconds left en route to a 66-65 victory at Cox Arena in the Mountain West Conference opener.

Heath, who needed 16 points to tie Michael Cage (1,846) for the scoring record, moved atop the chart with his 18th point of the contest at the 12:31 mark of the second half.

SDSU, who shot just 30.3 percent from the field, outscored the Cowboys 14-3 from the charity stripe in the first half to go into halftime up 35-30.

San Diego State led by as many as seven points early in the second half, but its lead dwindled to one with just under 12 minutes remaining.

After a missed three-pointer by Heath, Wyoming regained the lead on a Joseph Taylor dunk. But similar to the first half, the Aztecs took brief control of the game and went ahead by five with 7:03 left.

On the next possession, UW would score the first three points of a 10-0 run to take a 61-59 lead only to have the Aztecs go on a 9-0 run themselves, making the score 65-61 with 52 seconds left.

Twenty seconds later, Wyoming's Brandon Ewing (19 points) made his way to the rim and connected on a layup with 31 seconds on the clock to bring the Cowboys to within 65-63. After the Aztecs inbounded the ball, Heath was fouled and missed the front end of a one-and-one still up by two.

As UW brought the ball down, Heath poked the ball away and a mad scramble for the ball ensued before Ewing found James Spencer in the corner for the game-winning three.

Following a timeout, SDSU inbounded the ball to Richie Williams and his running layup was off the mark giving Wyoming the victory.

Wyoming	MP	FG	3FG	FT	R	F	A TO	B	S	TP
Spencer	*36	9-13	4-6	0-0	3	2	2	2	0	22
Taylor	*29	2-6	0-1	0-0	13	4	1	4	5	1
Brown	*33	8-12	0-0	3-4	12	4	3	4	0	1
Jones	*39	0-8	0-4	1-4	7	1	4	5	0	0
Ewing	*37	9-17	1-5	0-0	2	3	2	3	0	19
Okoye	7	0-0	0-0	1-2	2	1	0	0	0	1
Dermody	6	0-2	0-2	0-0	1	3	1	0	0	0
Platt	6	0-0	0-0	0-0	0	0	0	0	0	0
Nelson	7	0-4	0-0	0-0	1	0	0	0	0	0
Team										2
Totals	200	28-62	5-18	5-10	43	18	13	18	5	3

SDSU	MP	FG	3FG	FT	R	F	A TO	B	S	TP
Wade	*31	2-9	1-3	0-0	6	1	0	0	1	3
Abukar	*34	3-11	1-3	8-8	6	2	2	1	0	0
Habel	*18	4-8	0-0	0-0	1	2	0	2	0	8
Heath	*39	9-22	0-7	8-10	6	1	3	1	0	2
Williams	*37	2-8	1-4	0-0	6	2	6	4	0	1
Johnson	7	0-2	0-0	0-0	1	2	0	1	0	0
Pastorek	2	0-0	0-0	0-0	0	0	0	0	0	0
Thomas	12	1-1	0-0	0-0	1	1	0	0	1	1
Spain	20	1-3	0-1	2-2	5	1	1	1	0	1
Team										3
Totals	200	22-64	3-18	18-20	35	12	12	10	2	8

Halftime: San Diego State 35, Wyoming 30. **FG%:** Wyoming 45.2, San Diego State 34.4. **3FG%:** Wyoming 27.8, San Diego State 16.7. **FT%:** San Diego State 90.0, Wyoming 50.0. **Officials:** Eric Curry, Winston Stith, Larry Spaulding. **Technical:** None.



Game 16

**Brigham Young 80
San Diego State 58**
Jan. 6, 2007 ♦ Provo, Utah
Marriott Center ♦ Att.: 9,290

PROVO, Utah - San Diego State continued its cold shooting and dropped its second consecutive Mountain West Conference game to open league play in an 80-58 loss to Brigham Young.

The Aztecs, who made the first basket of game to take their only lead, shot just 40 percent from the field after shooting 34.4 percent in the MWC opener against Wyoming.

Despite never leading after the contest's initial basket, SDSU kept the game close for most of the first half.

BYU, which led by seven with 8:23 before intermission, allowed the Aztecs to trim the lead to three, 20-17, following four straight points from Mohamed Abukar. But over the next six minutes, the Cougars went on a 15-6 run to close out the half and had a 35-23 lead going into the locker room.

Once play resumed, Brigham Young carried its momentum from the first half into the second and never let up.

On three separate occasions, BYU led by as many as 25 points before settling for the 22-point victory.

Brandon Heath led the Aztecs with 13 points, extending his school record for consecutive double-figure scoring games to 41. Also scoring in double digits was Mohamed Abukar, who added seven rebounds, and Jerome Habel, each scoring 12 apiece.

For the Cougars, Rashaun Broadus led the way with 19 points and Lee Cumnard had a career day with 16 points, 11 rebounds, four assists, three steals and two blocked shots. In addition, Trent Plaisted chipped in with 13 points and six blocks, while Keena Young had 12 points and eight rebounds.

SDSU	MP	FG	3FG	FT	R	F	A TO	B	S	TP
Wade	*29	3-10	0-1	3-5	1	1	1 2	2	1	9
Spain	*22	1-2	0-0	2-4	1	4	0 4	0	1	4
Abukar	*35	4-10	1-3	3-4	7	3	0 3	2	0	12
Heath	*30	5-13	2-5	1-2	5	2	3 6	0	3	13
Thomas	*18	0-0	0-0	1-2	2	2	4 3	0	1	1
Johnson	8	0-2	0-0	0-1	5	3	0 2	0	0	0
Williams	25	2-4	1-2	2-4	3	2	1 0	0	3	7
Habel	22	5-8	0-0	2-5	2	0	0 0	2	1	12
Pastorek	11	0-1	0-0	0-0	0	2	0 1	0	0	0
Team					2					
Totals	200	20-50	4-11	14-27	28	19	9 21	6	10	58

BYU	MP	FG	3FG	FT	R	F	A TO	B	S	TP
Young	*23	4-9	0-0	4-4	8	4	2 3	0	0	12
Cumnard	*36	5-12	3-6	3-4	11	3	4 5	2	3	16
Plaisted	*30	5-7	0-0	3-8	6	3	1 3	6	0	13
Broadus	*31	6-11	3-5	4-4	3	4	4 2	0	2	19
Balderson	*23	2-7	0-2	1-2	2	2	2 1	0	1	5
Rose	8	1-2	1-2	0-0	0	1	0 2	0	0	3
Ivanovic	6	0-1	0-0	0-0	1	1	0 0	0	0	0
Ainge	18	1-3	1-1	1-2	3	1	2 2	0	0	4
Malaman	19	2-3	0-0	2-3	4	3	1 3	3	1	6
Burgess	2	1-2	0-1	0-0	0	1	0 0	0	0	2
Murdock	2	0-0	0-0	0-0	0	0	0 0	0	0	0
Tavernari	2	0-0	0-0	0-0	0	0	1 0	0	0	0
Team					5					
Totals	200	27-57	8-17	18-27	43	23	17 21	11	7	80

Halftime: Brigham Young 35, San Diego State 23. **FG%:** Brigham Young 47.4, San Diego State 40.0. **3FG%:** Brigham Young 47.1, San Diego State 36.4. **FT%:** Brigham Young 66.7, San Diego State 51.9. **Officials:** Bill Gracey, Stanley Reynolds, Mike Giarratano. **Technical:** None.



Game 17

**San Diego State 81
Colorado State 76**
Jan. 13, 2007 ♦ San Diego, Calif.
Cox Arena ♦ Att.: 6,344

SAN DIEGO - San Diego State earned its first Mountain West Conference victory after dropping its first two by defeating Colorado State, 81-76, at Cox Arena.

SDSU snapped out of its two-game shooting slump by hitting 52.9 percent of its shots, including 87.5 percent from the charity stripe.

The Aztecs led for a good portion of the first half until 13-7 run by the Rams put the visitors ahead by one, 31-30, with 6:33 remaining in the first half.

CSU lost the lead and regained it less than two minutes later before an 8-2 run by the Aztecs put them ahead by five, 40-35, at the 2:36 mark. But six Rams points in the final minutes of the first half brought them even as the half came to a close.

The second half proved to be a see-saw battle with neither team taking more than a two-point lead through the first 11 minutes until a 12-1 SDSU run blew the game open.

San Diego State's 11-point lead was short-lived as the Rams made a game out of it with 14-6 spurt, bringing CSU to within three points, 79-73, with 23 seconds remaining before Brandon Heath made two free throws to seal the game.

Kyle Spain had one of his best performances in an Aztec uniform scoring a career-high 22 points on 7 of 9 shooting from the field and from the free throw line.

Lorenzo Wade also had a nice day with 13 points and a personal-best nine rebounds in his eighth start of the year. Frontcourt teammate Mohamed Abukar added 16 points, while Heath extended his school-record double-figure scoring streak to 42 games after finishing with 15 points and a team-leading six assists.

The Aztec starting frontcourt combined for 51 points and 18 rebounds, while the backcourt dished out 12 assists (Richie Williams - six).

CSU	MP	FG	3FG	FT	R	F	A TO	B	S	TP
Smith, J.	*33	8-13	0-0	3-6	7	4	2 2	2	0	19
Creason	*21	1-4	0-0	3-4	4	5	0 3	1	0	5
Lewis	*36	8-12	3-6	2-2	4	3	3 1	0	3	21
Smith, T.	28	4-11	1-5	0-0	4	2	5 1	0	0	9
Denson	*34	3-7	1-4	0-0	4	0	3 1	0	2	7
Kilby	13	3-4	0-0	0-0	2	4	0 2	0	0	6
Surratt	0+	0-0	0-0	0-0	0	0	0 0	0	0	0
Robinson	7	0-1	0-0	0-0	0	1	0 0	0	0	0
Aguiar	3	0-0	0-0	0-0	1	0	0 0	0	0	0
Gilling	25	3-9	3-8	0-0	0	1	0 2	0	0	9
Team					3					
Totals	200	30-61	8-23	8-12	29	20	13 13	3	5	76

SDSU	MP	FG	3FG	FT	R	F	A TO	B	S	TP
Wade	*38	5-14	1-2	2-2	9	3	2 2	1	0	13
Spain	*31	7-9	1-3	7-9	5	2	2 2	1	1	22
Abukar	*31	6-13	0-2	4-4	4	3	2 2	0	0	16
Heath	*37	5-8	2-3	3-3	1	1	6 2	0	0	15
Williams	*31	2-3	1-1	2-2	4	2	6 5	0	1	7
Habel	20	1-2	0-0	3-4	3	3	1 1	1	2	5
Pastorek	12	1-2	1-2	0-0	3	2	0 0	0	0	3
Totals	200	27-51	6-13	21-24	29	16	17 14	3	4	81

Halftime: San Diego State 41, Colorado State 41. **FG%:** San Diego State 52.9, Colorado State 49.2. **3FG%:** San Diego State 46.2, Colorado State 34.8. **FT%:** San Diego State 87.5, Colorado State 66.7. **Officials:** David Hall, Larry Spaulding, Shawn Lehig. **Technical:** None.



Game 18

**San Diego State 73
New Mexico 68**
Jan. 17, 2007 ♦ San Diego, Calif.
Cox Arena ♦ Att.: 6,761

SAN DIEGO - Lorenzo Wade recorded his first career double-double and was one of five Aztecs to score in double figures as San Diego State defeated New Mexico, 73-68, in a Mountain West Conference game at Cox Arena.

Wade, a sophomore forward out of Las Vegas, scored all of his 13 points in the second half and filled up the stat sheet with 12 rebounds, four assists, three steals and two blocks in helping SDSU even its league record at 2-2.

The first half was an offensive struggle for the Aztecs as they shot only 35.3 percent from the field and their leading scorer, Brandon Heath, was held to only four points. But with Wade's eight first-half rebounds, Mohamed Abukar's eight points off the bench and great defensive pressure on the Lobos' top scorer in J.R. Giddens, San Diego State went into the locker room up 28-24.

Coming out of the break, SDSU had a difficult time shaking New Mexico. On multiple occasions the Aztecs enjoyed five-point leads only to have the Lobos cut into the advantage every time. It was not until the 7:50 mark that UNM broke through and took a 53-52 lead.

SDSU, however, regained the lead on a Wade three-pointer, but was taken back by the Lobos on a Giddens shot from beyond arc.

Trailing by one with 6:06 remaining, the Aztecs went on a 14-4 run to go ahead by nine and would never allow New Mexico to get within four points the rest of the way.

Heath finished the game with a team-high 16 points with Abukar chipping in 14. Meanwhile, Jerome Habel added 11 points and Richie Williams had 12 points and a game-high seven assists.

UNM	MP	FG	3FG	FT	R	F	A TO	B	S	TP
Johnson	*18	1-1	0-0	0-0	9	0	3 1	0	0	2
Danridge	*32	9-13	0-1	0-1	2	3	2 3	0	0	18
Smith	*21	3-6	1-4	1-2	0	1	0 2	0	1	8
Giddens	*31	4-14	2-5	0-2	4	2	3 5	0	1	10
Prentice	*24	1-4	0-3	0-0	2	0	5 3	0	2	2
Henfield	6	0-0	0-0	0-0	0	2	0 0	0	0	0
Kersten	16	2-3	1-1	0-0	0	1	2 0	0	0	5
Martinez	11	2-3	0-0	1-1	4	2	1 0	0	2	5
Toppert	21	4-7	4-7	0-0	0	0	0 0	0	0	12
Walter	0+	0-0	0-0	0-0	0	1	0 0	0	0	0
Faris	20	2-4	0-0	2-2	4	1	2 1	0	0	6
Team					1					
Totals	200	28-55	8-21	4-8	26	13	18 15	0	6	68

SDSU	MP	FG	3FG	FT	R	F	A TO	B	S	TP
Habel	*26	4-6	0-0	3-4	4	1	1 2	0	0	11
Wade	*33	5-12	2-3	1-2	12	2	4 2	2	3	13
Spain	*33	3-6	1-2	0-0	8	1	1 3	0	3	7
Heath	*40	5-15	3-9	3-5	3	1	4 3	0	1	16
Williams	*39	4-9	2-4	2-5	4	2	7 2	0	3	12
Pastorek	7	0-2	0-1	0-0	2	0	1 1	0	0	0
Abukar	22	7-11	0-1	0-0	4	1	1 0	0	0	14
Totals	200	26-51	8-19	14-18	40	20	15 24	6	5	74

Halftime: San Diego State 28, New Mexico 24. **FG%:** New Mexico 50.9, San Diego State 45.9. **3FG%:** San Diego State 40.0, New Mexico 38.1. **FT%:** San Diego State 56.3, New Mexico 50.0. **Officials:** Scott Thornley, Mike Reed, Mike Littlewood. **Technical:** None.



Game 19

(13/11) Air Force 56
San Diego State 51

Jan. 20, 2007 ♦ USAFA, Colo.
Clune Arena ♦ Att.: 6,223

USAFA, Colo. - San Diego State held the nation's second-best shooting team and No. 13 Air Force to its lowest field goal percentage of the year but still fell on the road to the Falcons, 56-51. The loss extended Air Force's home winning streak to 26 games, tied for the second-longest streak in the country.

The Aztecs, who were down by as many nine points early in the second half, rallied to take a 43-42 lead on a long Brandon Heath 3-pointer with 5:51 remaining in the game, Air Force answered with a three of its own to take back the lead. SDSU battled back and regained a one-point lead on a Jerome Habel layup with 1:06 remaining.

On the ensuing possession, the Falcons' Dan Nwaelele nailed a jumper and followed with two free-throws to put Air Force up, 54-51, with just 16 seconds remaining. Heath's desperation 3-pointer with less than 10 seconds left fell short and Jacob Burtschi hit two free throws to put the game away.

SDSU lost despite holding the Falcons, who came into the game shooting 52.7 percent from the field, to 39.0 percent (16-for-41) shooting for the game.

Heath scored 13 of his 15 points in the second half, extending his school record for consecutive double-figure scoring games to 44, and added a season-high seven rebounds and three steals.


Jerome Habel scored 15 points on 7-of-9 shooting from the field and Lorenzo Wade had 11 points, seven rebounds and three steals.

Burtschi had game-highs of 23 points and nine rebounds to lead the Falcons, while Nwaelele (11 points) and Nick Welch (10 points) each scored in double-figures.

SDSU	MP	FG	3FG	FT	R	F	A TO	B	S	TP
Wade	*37	5-12	0-3	1-2	7	2	1 0	1	3	11
Spain	*22	1-2	0-1	0-1	6	4	0 2	0	0	2
Abukar	*36	2-10	0-3	2-2	4	2	2 0	1	0	6
Heath	*39	5-17	3-11	2-2	7	1	3 1	0	3	15
Williams	*32	0-2	0-2	0-0	1	4	3 2	0	0	0
Johnson	4	1-1	0-0	0-0	2	0	0 0	0	0	2
Habel	27	7-9	0-0	1-3	5	2	0 1	0	0	15
Pastorek	3	0-0	0-0	0-0	0	1	0 1	0	0	0
Team					2					
Totals	200	21-53	3-20	6-10	32	18	9 9	2	6	51

AFA	MP	FG	3FG	FT	R	F	A TO	B	S	TP
Burtschi	*36	7-14	5-10	4-5	9	3	2 1	0	0	23
Nwaelele	*31	4-9	1-3	2-2	3	3	3 3	1	0	11
Welch	*35	2-5	1-4	5-6	3	0	4 2	0	1	10
McCraw	*39	2-8	1-5	2-2	5	0	2 1	0	2	7
Anderson	*26	1-3	1-3	0-0	4	3	2 0	0	0	3
Henke	16	0-1	0-1	2-5	0	1	0 0	0	0	2
Teets	8	0-0	0-0	0-0	1	2	0 1	0	0	0
Holland	1	0-0	0-0	0-0	0	0	0 0	0	0	0
Johnson	3	0-1	0-0	0-0	0	0	0 1	0	0	0
Frye	5	0-0	0-0	0-0	2	1	0 1	1	0	0
Team					4					
Totals	200	16-41	9-26	15-20	31	13	13 11	2	3	56

Halftime: Air Force 23, San Diego State 17. FG%: San Diego State 39.6, Air Force 39.0. 3FG%: Air Force 34.6, San Diego State 15.0. FT%: Air Force 75.0, San Diego State 60.0. Officials: Randy McCall, Eric Curry, Ken Nielson. Technicals: None.



Game 20

UNLV 68
San Diego State 61

Jan. 23, 2007 ♦ Las Vegas, Nev.
Thomas & Mack Center ♦ Att.: 10,881

LAS VEGAS - San Diego State held UNLV to 35.9 percent shooting, owned a halftime lead and had a better field goal percentage, but could not overcome Mohamed Abukar's absence and the Rebels' eight second-half threes as the Aztecs dropped a 68-61 decision at the Thomas & Mack Center.

Both teams shot the ball poorly in the first half with the Aztecs posting a 38.7 percentage and the Rebels checking in at 22.2 percent, including 0-for-11 from behind the arc.

But despite UNLV's woes from the field, the Rebels connected on seven free throws to stay close and trailed SDSU, 25-23, going in halftime.

In the second half, both teams started to warm up, but it was UNLV who broke the game open with consecutive three-pointers from Marcus Lawrence, Joe Darger and Wink Adams giving the Rebels an eight-point lead.

San Diego State's Lorenzo Wade broke the run with a free throw, however UNLV went on to score five straight points to cap a 14-1 run that put them up 12 with 10:50 remaining.

The Aztecs traded hoops with the Rebels over the course of the next five minutes before SDSU went on its own 10-2 scoring spurt to get within four points with 2:05 left in the game. That would be the closest SDSU would get the rest of the way as it could not get the necessary stop to close the gap.

Wade finished with his second career double-double and his second in the last three games with 11 points and 11 rebounds, while Brandon Heath scored 20 points, his 48th career 20-plus scoring effort.

Abukar, the team's second leading scorer, missed the game due to a knee injury suffered the day before in practice.

SDSU	MP	FG	3FG	FT	R	F	A TO	B	S	TP
Habel	*31	4-10	0-0	1-2	7	1	0 1	2	0	9
Wade	*39	5-12	0-2	1-3	11	4	1 2	2	0	11
Spain	*27	2-6	0-2	0-0	4	4	1 1	3	0	4
Heath	*40	8-14	4-9	0-2	3	4	2 5	0	0	20
Williams	*36	4-12	1-3	0-0	5	4	2 5	0	3	9
Johnson	5	0-1	0-0	0-0	3	2	0 2	0	0	0
Pastorek	16	2-3	0-0	0-0	5	2	1 1	0	0	4
Martin	0+	0-0	0-0	0-0	0	0	0 0	0	0	0
Lamb	6	2-2	0-0	0-0	1	0	0 0	0	0	4
Team					1					
Totals	200	27-60	5-16	2-7	40	21	7 17	7	3	61

UNLV	MP	FG	3FG	FT	R	F	A TO	B	S	TP
Darger	*25	3-8	2-6	0-0	4	2	1 2	0	2	8
Essengue	*20	2-6	0-0	6-6	5	2	0 2	1	0	10
Adams	*35	6-16	4-8	4-6	4	1	3 3	0	1	20
Umeh	*24	2-7	0-2	2-3	6	1	1 0	0	0	6
Lawrence	*30	3-7	1-2	1-3	2	0	3 0	0	3	8
Bailey	10	1-6	0-0	0-0	1	1	0 0	0	0	2
Rougeau	10	0-2	0-0	0-0	4	5	1 1	1	1	0
Anthony	20	4-5	0-0	1-2	8	1	2 1	4	1	9
Terry	26	2-7	1-4	0-0	4	0	4 1	0	1	5
Team					5					
Totals	200	23-64	8-22	14-20	43	13	15 10	6	9	68

Halftime: San Diego State 25, UNLV 23. FG%: San Diego State 45.0, UNLV 35.9. 3FG%: UNLV 36.4, San Diego State 31.3. FT%: UNLV 70.0, San Diego State 28.6. Officials: David Hall, Tom O'Neill, Mike Scyphers. Technicals: None.



Game 21

San Diego State 63
Utah 53

Jan. 27, 2007 ♦ San Diego, Calif.
Cox Arena ♦ Att.: 7,598

SAN DIEGO - San Diego State rallied from an 11-point second-half deficit and had four players score in double figures as the Aztecs defeated Utah, 63-53, at Cox Arena.

The first 20 minutes of play featured a back-and-forth battle that saw six ties, five lead changes and no lead larger than San Diego State's four-point advantage with 15:47 left in the half.

Both schools went into halftime knotted at 25 apiece after the Utes shot 39.1 percent from the field and the Aztecs shot 35.5 percent.

It was in the second half that the offensive fire-power started to show with Utah opening the half on a 15-4 run to push its lead to 11 points.

Soon after Lorenzo Wade put an end to the Ute spurt, SDSU went on its own 11-0 run to tie the game at 40 before Utah freshman Stephen Weigh connected on a jumper on the next possession.

Despite having their unanswered streak broken, the Aztecs scored seven more points as part of an overall 18-2 run to go up five with just under six minutes remaining.

After two free throws by Johnnie Bryant, a Wade jumper and three points by Ricky Johns all in a matter of 52 seconds, Utah got the Aztec lead down to 49-47.

However, SDSU outscored the Utes 14-6 the rest of the way to provide the game's 10-point margin in favor of the home team.

The Aztecs were led by Jerome Habel's 17 points with Brandon Heath contributing 14. Wade ended the contest with 12 points and a team-high seven rebounds, while Mohamed Abukar scored 12 points. Richie Williams had an all-around game with six points, a career-high six steals, five assists and three rebounds.

Utah	MP	FG	3FG	FT	R	F	A TO	B	S	TP
Green	*39	2-8	2-5	0-0	11	5	6 3	3	0	2
Nevill	*22	4-4	0-0	3-4	2	4	2 3	2	0	11
Bryant	*34	6-13	4-8	2-2	5	4	1 4	0	1	18
Drca	*22	1-7	0-3	0-0	5	1	2 3	0	1	2
Johns	*26	1-6	0-2	1-1	1	3	1 0	0	1	3
Eatmon	20	2-4	1-2	1-1	4	2	0 2	0	0	6
Borha	10	0-3	0-2	0-0	1	1	1 1	0	1	0
Weigh	9	1-1	0-0	0-0	0	0	0 3	0	0	2
Deane	10	1-3	0-0	0-0	1	0	0 0	0	0	2
Foster	8	1-2	0-0	1-2	0	2	0 1	1	0	3
Team					2					
Totals	200	19-51	7-22	8-10	32	22	10 21	3	6	53

SDSU	MP	FG	3FG	FT	R	F	A TO	B	S	TP
Wade	*37	4-7	0-0	4-5	7	1	5 1	0	2	12
Spain	*25	1-5	0-1	0-0	3	2	1 2	0	1	2
Abukar	*35	4-11	0-2	4-4	4	3	2 2	3	1	12
Heath	*34	5-13	0-4	4-7	2	3	1 5	1	0	14
Williams	*35	1-1	0-0	4-4	3	4	5 0	0	6	6
Johnson	1	0-0	0-0	0-0	0	0	0 0	1	0	0
Habel	29	8-13	0-0	1-2	4	0	0 1	1	0	17
Pastorek	1	0-0	0-0	0-0	0	0	0 0	0	0	0
Lamb	3	0-1	0-0	0-0	1	2	0 0	0	0	0
Team					4					
Totals	200	23-51	0-7	17-22	28	15	14 11	6	10	63

Halftime: San Diego State 25, Utah 25. FG%: San Diego State 45.1, Utah 37.3. 3FG%: Utah 31.8, San Diego State 00.0. FT%: Utah 80.0, San Diego State 77.3. Officials: Dan Chrisman, Mark Reischling, Jim Stupin. Technicals: None.



Game 22

San Diego State 76
TCU 71

Jan. 31, 2007 ♦ Fort Worth, Texas
Daniel-Meyer Coliseum ♦ Att.: 3,339

FORT WORTH, Texas - San Diego State senior guard Brandon Heath recorded his first career double-double and was joined by two other Aztecs in double figures as SDSU earned its first conference road victory with a 76-71 effort over TCU at Daniel-Meyer Coliseum.

Heath, who scored 22 points and pulled down 10 rebounds, scored nine of SDSU's first 11 points to help the Aztecs jump out to an 11-2 lead.

On multiple occasions, San Diego State held a nine-point advantage over the Horned Frogs until TCU used a 9-2 run of its own to get within two points with 6:07 left in the first. After exchanging buckets over the next couple of minutes, SDSU ended the half on a 6-2 spurt to go into the locker room ahead, 40-34.

As the second half got underway, the Frogs scored seven straight points to take a 41-40 lead and increased its lead to three thanks to an 11-2 run over the course of the initial seven minutes of action.

However, the Aztecs responded by scoring 11 unanswered points to regain control of the game and found themselves leading 53-45.

It appeared that San Diego State would earn its first Mountain West Conference road win comfortably, but TCU made it interesting in the end.

With 23 seconds left in the game, Frog guard Brent Hackett nailed a three to cut the SDSU lead to 74-71. On the ensuing inbounds play Lorenzo Wade turned the ball over with 18 seconds on the clock, but Wade redeemed himself by forcing Ryan Wall to turn it over eight seconds later. Following a TCU foul, Kyle Spain hit both free throws to provide the final margin.

Wade finished the game with 19 points and three blocks, while Mohamed Abukar scored 17 off the bench for the Aztecs.

SDSU	MP	FG	3FG	FT	R	F	A TO	B	S	TP
Habel	*24	3-5	0-0	0-0	4	5	1 0	3	0	6
Wade	*34	8-12	1-1	2-4	6	0	4 6	3	4	19
Spain	*30	0-6	0-2	3-4	5	2	4 0	0	3	3
Heath	*37	8-15	1-4	5-7	10	3	6 2	0	0	22
Williams	*34	2-8	1-3	0-0	2	2	2 1	0	2	5
Johnson	6	2-2	0-0	0-0	1	1	0 0	0	0	4
Pastorek	2	0-0	0-0	0-0	0	0	0 0	0	0	0
Lamb	5	0-0	0-0	0-0	0	1	0 0	0	0	0
Abukar	28	6-13	1-2	4-4	1	3	0 2	0	0	17
Team					4					
Totals	200	29-61	4-12	14-19	33	17	17 11	6	9	76

TCU	MP	FG	3FG	FT	R	F	A TO	B	S	TP
Langford	*34	4-10	1-1	3-4	9	1	1 4	1	0	12
Parker	*31	2-8	0-0	1-3	7	4	2 2	3	1	5
Hackett	*29	3-14	2-11	2-2	4	1	3 3	0	1	10
Owens	*32	7-10	1-4	1-1	6	3	4 2	0	1	16
Dougherty	*18	1-2	0-0	0-0	2	4	1 0	0	0	2
Ebie	7	1-3	0-0	0-0	2	2	1 3	0	1	2
Wall	21	4-6	3-4	5-6	2	2	6 3	0	1	16
Ibikunle	14	1-5	0-0	0-5	5	1	1 0	0	0	2
Adams	14	2-6	2-5	0-0	3	1	0 1	0	0	6
Team					3					
Totals	200	25-64	9-25	12-21	43	19	19 18	4	5	71

Halftime: San Diego State 40, TCU 34. FG%: San Diego State 47.5, TCU 39.1. 3FG%: TCU 36.0, San Diego State 33.3. FT%: San Diego State 73.7, TCU 57.1. Officials: Verne Harris, Randy McCall, Bill Gracey. Technicals: San Diego State - Team.



Game 23

San Diego State 62
(15/13) Air Force 41

Feb. 6, 2007 ♦ San Diego, Calif.
Cox Arena ♦ Att.: 9,231

SAN DIEGO - San Diego State avenged an earlier loss to the Air Force by defeating the No. 15/13 Falcons, 62-41, at Cox Arena before 9,231 fans.

The Aztecs used a stifling defense to pull off the upset and set a few records in the process.

The win was SDSU's first over a nationally ranked team since knocking off No. 21 Fresno State in 2001 and snapped a 10-game losing streak against ranked competition. It was also the highest ranked team that the Aztecs have beaten since defeating No. 7 BYU in 1988 and the 21-point victory was the largest over a ranked opponent in school history.

For San Diego State, the game could not have started on a better note as it raced to an 8-0 lead to set the tone. Air Force cut the Aztec lead to two on multiple occasions, but could not get over the hump and trailed 24-16 at the half. SDSU only shot 37.0 percent in the first half, but found itself ahead after holding the Falcons to 31.8 percent shooting, including 0-for-8 from behind the arc.

In the second half, the Aztecs got hot and Air Force continued to struggle. Five minutes into the half, Air Force cut the lead to six and SDSU went on a 13-0 run to extend its lead to 19 points with 10:47 remaining.

Nearly six minutes later, the Aztec lead swelled to 24 after a Richie Williams three and AFA would not get closer than 19 points the rest of the way.

Mohamed Abukar led the way with 16 points and eight rebounds, while Brandon Heath added 14 points and six assists. Jerome Habel also had a productive game with 11 points and eight boards.

AFA	MP	FG	3FG	FT	R	F	A TO	B	S	TP
Burtschi	*33	2-8	0-4	0-0	9	2	2 1	0	1	4
Nwaelele	*22	0-4	0-2	2-2	3	3	0 2	0	0	2
Welch	*24	2-6	0-1	0-0	2	0	1 4	0	0	4
McCraw	*34	2-9	0-3	0-0	2	0	2 1	0	1	4
Anderson	*32	3-6	0-3	2-2	1	1	2 1	0	1	8
Henke	20	4-7	3-6	0-0	0	2	1 1	0	0	11
Hood	5	1-1	0-0	0-0	0	1	0 0	0	0	2
Teets	4	0-0	0-0	0-0	0	2	0 0	0	1	0
Holland	5	1-0	0-0	0-0	1	0	0 0	0	0	2
Kenzik	5	1-1	0-0	0-0	0	1	1 1	0	0	2
Johnson	8	1-4	0-0	0-0	3	1	1 0	0	0	2
Frye	8	0-0	0-0	0-2	0	1	0 1	0	0	0
Team					2					
Totals	200	17-47	3-19	4-6	23	14	10 13	0	4	41

SDSU	MP	FG	3FG	FT	R	F	A TO	B	S	TP
Habel	*34	5-8	0-0	1-1	8	3	0 1	1	0	11
Wade	*35	2-6	0-1	1-2	5	1	3 2	3	2	5
Abukar	*34	8-12	0-1	0-0	8	3	2 2	0	0	16
Heath	*37	4-12	2-7	4-4	3	2	6 4	0	1	14
Williams	*26	2-3	2-3	0-0	2	3	4 2	0	2	6
Johnson	5	0-2	0-0	0-0	1	0	0 1	1	0	0
Pastorek	2	0-0	0-0	0-0	1	0	0 0	0	0	0
Martin	2	0-1	0-1	0-0	0	0	0 0	0	0	0
Lamb	2	1-1	0-0	0-0	1	0	0 0	0	0	2
Velasquez	2	0-1	0-1	0-0	0	0	0 0	0	1	0
Spain	21	2-5	1-2	3-4	4	0	0 0	0	1	8
Team					2					
Totals	200	24-51	5-16	9-11	35	12	15 12	5	6	62

Halftime: San Diego State 24, Air Force 16. FG%: San Diego State 47.1, Air Force 36.2. 3FG%: San Diego State 31.3, Air Force 15.8. FT%: San Diego State 81.8, Air Force 66.7. Officials: Scott Thornley, David Hall, Eric Curry. Technicals: None.



Game 24

San Diego State 81
Colorado State 66

Feb. 10, 2007 ♦ Fort Collins, Colo.
Moby Arena ♦ Att.: 4,757

FORT COLLINS, Colo. - San Diego State earned its fourth consecutive victory as it downed Colorado State, 81-66, at Moby Arena. Senior Mohamed Abukar led the way for the Aztecs as he recorded his second career double-double after posting 19 points and 10 rebounds.

The first half of the game saw SDSU race out to an early six-point lead not three minutes into the conference tilt, but the Rams countered with an 11-2 spurt to get back into the game.

CSU used its momentum and continued to hold its advantage over the Aztecs for the next several minutes. San Diego State, however, closed the half on a good note when Richie Williams knocked down a jumper as time expired putting the Aztecs up 38-34.

In the second half, the Rams trimmed the SDSU lead to three at the 16:33 mark and that was when the Aztecs caught fired and blew the game open.

San Diego State scored 13 unanswered points as its lead swelled to 16 before Tim Denson hit a pair of free throws to briefly put a halt to the Aztec attack. In fact, on CSU's next offensive possession, Tyler Smith got into the paint and scored, but SDSU responded in a big way. After Smith's basket, Williams, Kyle Spain and Brandon Heath all hit three-pointers on consecutive possessions and Abukar capped a 24-4 run with a jumper to make the score 67-44 with under eight minutes remaining.

The Rams pressured San Diego State the rest of the way and stayed in the game, but the Aztecs went 8-for-8 from the free throw line in the final two minutes to keep Colorado State at bay.

Besides Abukar, three other Aztecs scored in double figures beginning with Williams' season-high 18 points. Heath added 14 points and Jerome Habel contributed 10.

SDSU	MP	FG	3FG	FT	R	F	A TO	B	S	TP
Habel	*27	5-8	0-0	0-1	7	3	0 3	3	3	10
Wade	*37	4-10	0-2	1-1	6	0	5 4	2	3	9
Abukar	*36	8-17	0-2	3-3	10	2	1 3	1	1	19
Heath	*35	4-16	2-6	4-4	2	1	5 3	0	2	14
Williams	*39	5-7	2-4	6-6	6	3	6 3	0	0	18
Johnson	7	1-1	0-0	1-2	1	1	0 0	0	0	3
Spain	19	3-4	2-3	0-0	4	0	0 0	0	0	8
Team					3					
Totals	200	30-63	6-17	15-17	39	10	17 16	6	9	81

CSU	MP	FG	3FG	FT	R	F	A TO	B	S	TP
Creason	*21	2-4	0-0	1-2	4	3	2 3	0	1	5
Lewis	*33	3-11	1-4	0-0	4	3	4 2	1	3	7
Smith, T.	*32	7-15	2-5	0-0	1	1	2 1	0	1	16
Denson	*30	3-8	0-2	5-6	7	2	2 2	0	3	11
Gilling	*30	3-10	2-5	0-0	1	1	3 2	0	1	8
Kilby	16	3-4	0-0	0-2	5	3	1 1	0	0	6
Robinson	7	0-1	0-0	0-0	1	2	0 2	0	1	0
Smith, J.	30	6-14	0-0	1-2	12	3	0 2	0	1	13
Aguiar	1	0-0	0-0	0-0	0	1	0 0	0	0	0
Team					2					
Totals	200	27-67	5-16	7-12	37	19	14 15	1	11	66

Halftime: San Diego State 38, Colorado State 34. FG%: San Diego State 47.6, Colorado State 40.3. 3FG%: San Diego State 35.3, Colorado State 31.3. FT%: San Diego State 88.2, Colorado State 58.3. Officials: Larry Spaulding, Ruben Ramos, Greg Burks. Technicals: None.



Game 25

San Diego State 67
UNLV 52

Feb. 13, 2007 ♦ San Diego, Calif.
Cox Arena ♦ Att.: 9,006

SAN DIEGO - San Diego State continued its winning ways by defeating UNLV, 67-52, at Cox Arena for its fifth straight victory.

The Aztecs, who have been winning ballgames thanks to their defense, did it again on the defensive side of the ball limiting the Runnin' Rebels to their second-lowest point total of the season.

UNLV stayed with SDSU for the initial seven minutes until the Aztecs found their groove and began to lock down and pull away from the Rebels.

After a three-point basket by Wink Adams put the Rebels ahead 11-10, San Diego State went on a tear and closed the half on a 27-8 run to go into half-time up 37-19. During the decisive stretch, UNLV missed 17 shots, which led to its 21.2 field goal percentage (1-14 3FG). Part of the reason the Aztecs held UNLV in check was due to the play of Lorenzo Wade. The Las Vegas native ended the first half with 10 points and already had four steals and three blocked shots.

The second half was the complete opposite of the first as SDSU combined to shoot 28.6 from the field, while the Rebels shot 58.3. But the Aztecs' ability to take care of the ball kept UNLV at bay as the Rebels never got closer than 13 points, while the Aztecs saw their lead balloon to 23 at one point.

For the game, SDSU committed only seven turnovers matching its school Mountain West record for fewest miscues and received double-digit efforts from Brandon Heath (16 points), Wade (15) and Mohamed Abukar (12). Wade ended the game with a career-best five steals as well.

UNLV	MP	FG	3FG	FT	R	F	A	TO	B	S	TP
Essengue	*18	2-4	0-0	1-2	6	2	1	1	0	0	5
Adams	*28	3-10	1-3	0-0	3	1	0	4	0	2	7
Kruger	*26	3-9	3-8	0-0	4	1	1	5	0	0	9
Umeh	*28	4-11	1-5	0-0	3	0	1	0	0	2	9
White	*28	4-10	0-0	2-2	8	0	0	1	0	0	10
Bailey	8	2-3	1-1	0-0	0	0	0	0	0	0	5
Lawrence	14	0-1	0-1	0-0	4	0	0	1	0	0	0
Rougeau	3	0-0	0-0	0-0	0	1	0	0	0	0	0
Anthony	26	3-3	0-0	1-2	6	3	2	2	4	0	7
Terry	15	0-4	0-3	0-0	2	1	0	2	0	0	0
Shaw	2	0-1	0-0	0-0	0	0	0	0	0	0	0
Darger	4	0-1	0-1	0-0	1	0	0	0	0	0	0
Team					3						
Totals	200	21-57	6-22	4-6	40	9	5	17	4	4	52

SDSU	MP	FG	3FG	FT	R	F	A	TO	B	S	TP
Habel	*32	4-8	0-0	1-2	5	0	1	1	2	1	9
Wade	*38	7-11	1-4	0-0	4	1	2	0	3	5	15
Abukar	*36	4-12	1-4	3-3	7	3	3	2	0	1	12
Heath	*34	6-19	4-8	0-0	5	0	4	3	0	1	16
Williams	*25	2-2	2-2	0-0	3	4	5	0	0	3	6
Johnson	11	1-6	0-0	0-0	5	2	0	0	1	1	2
Pastorek	1	0-1	0-1	0-0	0	0	0	0	0	0	0
Martin	1	0-0	0-0	0-0	0	0	0	0	0	0	0
Lamb	1	0-0	0-0	0-0	0	0	0	0	0	0	0
Velasquez	1	0-1	0-1	0-0	0	0	0	0	0	0	0
Spain	20	2-7	0-0	3-3	8	0	0	1	1	0	7
Team					1						
Totals	200	26-67	8-20	7-8	38	10	15	7	7	12	67

Halftime: San Diego State 37, UNLV 19. FG%: San Diego State 38.8, UNLV 36.8. 3FG%: San Diego State 40.0, UNLV 27.3. FT%: San Diego State 87.5, UNLV 66.7. Officials: Randy McCall, Mark Whitehead, Jim Stupin. Technicals: None.



Game 26

Wyoming 80
San Diego State 71

Feb. 17, 2007 ♦ Laramie, Wyo.
Arena-Auditorium ♦ Att.: 6,882

LARAMIE, Wyo. - San Diego State, which arrived in Laramie on the morning of the game, had its five-game winning streak snapped after it dropped an 80-71 decision to Wyoming at Arena-Auditorium.

The Aztecs flew into Denver the day before the game and were forced to spend the night in Fort Collins, Colo., due to high winds and poor visibility on the roads leading into Laramie.

Despite all the travel problems, the game started on time and saw SDSU come out of the gates fairly sharp.

The Aztecs went on a 9-2 run to jump out to a 22-16 lead, their largest of the contest, but things turned upside down in a hurry for San Diego State in the following minutes.

Wyoming responded to the Aztecs' run with a 15-0 flurry that overwhelmed SDSU and put the visitors in a nine-point hole before Kyle Spain hit one of two free throws to temporarily slow down the Cowboys. By the time the first half came to a close, Wyoming found itself up 37-33.

As the second half started, San Diego State tied the game at 39 only to have the Pokes go on a 15-2 scoring spree in a matter of just over four minutes to extend their lead to 13.

However, the Aztecs would not go down without a fight as they closed the gap to four points with 1:58 remaining in the game. Unfortunately for SDSU, Wyoming's starting backcourt of Brad Jones and Brandon Ewing combined to score the team's 10 points in the final two minutes to ice the game and complete the season sweep of San Diego State.

The Aztecs were led by Brandon Heath's 22 points and four assists and Jerome Habel's 18 points and nine rebounds. Mohamed Abukar also scored in double figures with 16 points on 6-of-11 shooting.

SDSU	MP	FG	3FG	FT	R	F	A	TO	B	S	TP
Habel	*32	6-10	0-0	6-8	9	4	2	2	1	1	18
Wade	*32	3-8	0-1	0-2	2	5	0	4	0	0	6
Abukar	*36	6-11	0-2	4-8	4	2	1	1	0	0	16
Heath	*38	7-22	3-10	5-6	2	1	4	3	0	3	22
Williams	*38	2-7	1-2	3-4	4	4	0	1	0	4	8
Johnson	9	0-0	0-0	0-0	1	3	0	1	0	0	0
Pastorek	0+	0-0	0-0	0-0	0	1	0	0	0	0	0
Martin	0+	0-0	0-0	0-0	0	0	0	0	0	0	0
Velasquez	0+	0-0	0-0	0-0	0	0	0	0	0	0	0
Spain	15	0-1	0-0	1-2	0	1	0	1	0	1	1
Team					8						
Totals	200	24-59	4-15	19-30	30	21	7	13	1	9	71

Wyoming	MP	FG	3FG	FT	R	F	A	TO	B	S	TP
Spencer	*33	3-5	1-1	2-4	8	4	2	2	1	2	9
Okoye	*21	3-4	0-0	0-0	4	4	0	0	1	1	6
Brown	*16	2-6	0-0	0-2	7	2	2	2	0	3	4
Jones	*36	7-12	1-3	17-18	7	4	5	3	0	0	32
Ewing	*40	6-14	1-4	3-6	3	2	4	2	0	1	16
Dermody	17	5-7	0-1	0-0	5	4	0	1	1	0	10
Taylor	22	0-3	0-1	0-0	2	0	3	2	3	0	0
Platt	12	1-2	1-2	0-0	0	1	1	2	0	0	3
Songondo	3	0-0	0-0	0-2	0	2	0	2	0	0	0
Team					6						
Totals	200	27-53	4-12	22-32	42	23	17	16	6	7	80

Halftime: Wyoming 37, San Diego State 33. FG%: Wyoming 50.9, San Diego State 40.7. 3FG%: Wyoming 33.3, San Diego State 26.7. FT%: Wyoming 68.8, San Diego State 63.3. Officials: Bob Staffen, Winston Stith, Shawn Lehig. Technicals: None.



Game 27

San Diego State 81
New Mexico 74 (ot)

Feb. 20, 2007 ♦ Albuquerque, N.M.
The Pit ♦ Att.: 11,843

ALBUQUERQUE, N.M. - San Diego State tied the game with 15 seconds remaining and New Mexico missed a point-blank layup as time expired to force overtime in a game which the Aztecs won, 81-74, at The Pit.

Brandon Heath led all scorers with 30 points as he helped SDSU to just its sixth win in Albuquerque and its fourth straight over the Lobos. In scoring 30 points, Heath became the only Aztec to score at least 30 points in a game in all four seasons at SDSU.

At the start of the game, things did not look good for San Diego State as it allowed New Mexico to score 10 straight points to open the game. The Aztecs, however, rallied with a 17-5 run to take its first lead of the contest at the 11:35 mark.

As the half came to a close, New Mexico went on a 7-0 scoring spurt to enjoy its largest lead of nine points only to have the Aztecs score nine unanswered points in the final two minutes to go into halftime even at 33.

In the second session, San Diego State was not able to pull away from the Lobos as its largest lead was six points four minutes into the half. New Mexico stayed within striking distance the rest of the way and took a one-point lead with 37 seconds left. On the ensuing possession, Kyle Spain was fouled and made one-of-two free throws to tie the game. After a timeout and 0.2 seconds remaining, Aaron Johnson missed a game-winning, uncontested layup to force overtime.

In OT, the Lobos took a 74-72 lead, but the Aztecs responded by scoring nine unanswered points to escape with the victory.

Joining Heath in double figures was Jerome Habel, who posted his first double-double with 18 points and 12 boards and Lorenzo Wade with 16.

SDSU	MP	FG	3FG	FT	R	F	A	TO	B	S	TP
Habel	*34	7-11	0-0	4-6	12	3	1	1	4	1	18
Wade	*41	7-12	1-4	1-2	9	1	8	4	2	2	16
Abukar	*28	3-9	1-3	2-2	4	5	2	4	1	0	9
Heath	*44	10-24	5-14	5-6	4	2	3	6	0	3	30
Williams	*40	1-3	1-3	2-2	3	2	7	2	0	1	5
Johnson	15	1-1	0-0	0-0	5	1	0	0	1	0	2
Pastorek	1	0-0	0-0	0-0	1	0	0	0	0	0	0
Spain	22	0-5	0-1	1-2	9	2	0	1	0	2	1
Team					4						
Totals	200	29-65	8-25	15-20	50	17	21	19	8	9	81

UNM	MP	FG	3FG	FT	R	F	A	TO	B	S	TP
Johnson	*37	2-5	0-0	4-8	7	2	2	0	1	1	8
Danridge	*37	10-21	2-5	2-2	2	1	3	2	1	1	24
Faris	*8	0-2	0-0	0-0	2	5	1	1	2	0	0
Prentice	*40	6-17	3-10	0-0	4	0	7	5	1	3	15
Topper	*35	4-9	2-6	0-0	6	3	0	1	0	0	10
Smith	29	4-8	1-5	1-1	0	3	1	0	0	0	10
Henfield	9	0-1	0-0	0-0	1	1	0	2	0	1	0
Kersten	13	0-5	0-2	2-3	1	2	1	2	0	0	2
Martinez	11	2-5	1-2	0-1	7	0	1	1	0	1	5
Walter	6	0-3	0-3	0-0	2	1	0	0	0	0	0
Team					10						
Totals	200	28-76	9-33	9-15	42	18	16	14	5	7	74

Halftime: San Diego State 33, New Mexico 33. FG%: San Diego State 44.6, New Mexico 36.8. 3FG%: San Diego State 32.0, New Mexico 27.3. FT%: San Diego State 75.0, New Mexico 60.0. Officials: Dick Cartmell, Dan Chrisman, Chris Rastatter. Technicals: None.



Game 28

San Diego State 86
(21/22) Brigham Young 74

Feb. 24, 2007 ♦ San Diego, Calif.
Cox Arena ♦ Att.: 12,414

SAN DIEGO - Behind the strength of an 18-0 first-half run, 30 points from Brandon Heath and a career-high 27 from Mohamed Abukar, San Diego State beat No. 21/22 Brigham Young before a sell-out crowd of 12,414 at Cox Arena.

The victory was SDSU's second straight over a nationally ranked opponent and marks the first time since 1988 that the Aztecs have accomplished the feat. Earlier this season, San Diego State defeated No. 15/13 Air Force. The win also gave SDSU consecutive 20-win seasons for the first time in its Division I history and for the first time in 40 seasons.

The game started with an alley-oop, reverse dunk by Jerome Habel that immediately got the crowd into the game. With the score tied at 4, the Aztecs ran off 18 unanswered points to blow the contest open. After Brigham Young put an end to the run with a free throw, SDSU watched its lead grow to 23, its largest of the game, at 30-7.

San Diego State's defensive effort was the best its been all season and it created its offensive opportunities with its play on the defensive side of the ball.

At halftime, SDSU led, 43-25, held BYU to 36 percent shooting and forced 13 turnovers, nine of which were Aztec steals. In addition, Heath posted 18 points, four assists and four steals in the first half.

For much of the second half, San Diego State enjoyed a comfortable lead until BYU began making shots from beyond the arc. With 56 seconds left, the Cougars cut their deficit to nine, but they would get no closer the rest of the way.

Like Heath in the first half, Abukar made sure SDSU walked away with the win as he scored 19 points in the second half on 7-of-10 shooting.

BYU	MP	FG	3FG	FT	R	F	A	T	O	B	S	TP
Young	*35	6-13	0-0	4-4	1	4	2	2	0	0	16	
Plaisted	*25	3-7	0-0	4-6	3	2	0	1	1	1	1	10
Ainge	*30	6-12	5-8	0-0	3	2	3	6	0	0	17	
Balderson	*14	0-1	0-0	0-0	3	0	0	2	0	1	0	
Cummarid	*26	2-5	0-1	2-2	7	3	2	3	1	0	6	
Rose	18	0-3	0-3	0-0	1	2	1	1	0	0	0	
Ivanovic	2	0-0	0-0	0-0	0	0	1	0	0	0	0	
Burgess	21	3-6	0-1	1-1	2	2	2	1	0	2	7	
Murdock	10	0-1	0-1	0-0	1	0	2	1	0	0	0	
Tavernari	17	6-10	5-9	1-2	7	5	0	1	0	2	18	
MacGregor	2	0-0	0-0	0-0	0	0	0	0	0	0	0	
Team					2							
Totals	200	26-58	10-23	12-15	30	20	13	19	2	6	74	

SDSU	MP	FG	3FG	FT	R	F	A	T	O	B	S	TP
Habel	*30	6-8	0-0	0-0	4	3	0	1	0	1	1	12
Wade	*30	3-7	0-1	4-4	5	2	3	2	0	1	1	10
Abukar	*34	11-16	0-1	5-6	3	4	2	1	0	2	2	27
Heath	*39	12-21	1-5	5-7	7	1	7	3	0	4	3	30
Williams	*39	0-2	0-1	0-0	2	1	5	2	0	4	0	
Johnson	11	1-1	0-0	1-2	1	2	0	0	0	0	3	
Lamb	1	0-0	0-0	0-0	0	0	0	0	0	0	0	
Spain	16	1-4	0-1	2-4	2	1	0	2	0	0	4	
Team					4							
Totals	200	34-59	1-9	17-23	28	14	17	11	0	12	86	

Halftime: San Diego State 43, Brigham Young 25. **FG%:** San Diego State 57.6, Brigham Young 44.8. **3FG%:** Brigham Young 43.5, San Diego State 11.1. **FT%:** Brigham Young 80.0, San Diego State 73.9. **Officials:** Tim Gabutero, Mike Reed, Michael Irvin. **Technical:** None.



Game 29

Utah 74
San Diego State 68

Feb. 27, 2007 ♦ Salt Lake City, Utah
Huntsman Center ♦ Att.: 9,036

SALT LAKE CITY - San Diego State had its two-match winning streak stopped by Utah in a 74-68 defeat at the Huntsman Center.

On Senior Night in Utah, the Utes' lone senior, Ricky Johns, had a game he or the Aztecs won't soon forget.

In the first half, SDSU found itself down 20-17 with 5:39 to go when Utah made its run. Lawrence Borha converted a layup and was followed by one of Johns' two three-pointers to put the Utes up by eight. After a Brandon Heath jumper, Luke Nevill scored five points down the stretch, while Johnnie Bryant made an uncontested layup as time expired to give Utah a 32-19 lead at intermission.

In a half where Johns went 5-6 from the floor en route to 12 points, he scored 18 in the second half.

Every time the Aztecs tried to make a run, Utah fed the ball to Johns and he had answered with a bucket. To open the half, Richie Williams hit a three and Johns responded with one of his own, which led to five of the next six Utah baskets belonging to Johns. During that span, the senior scored 10 points as the Utes built a double-digit lead.

Down 13 points with 9:07 left, the Aztecs made a run to cut the Utah lead to five with five minutes to go. Fortunately for SDSU, Johns only scored one point the rest of the way, but Utah's other players kept San Diego State from getting any closer than five points. In the final five minutes, four Ute players combined to score nine points to prevent the Aztecs from mounting a last-minute comeback.

As much as Johns' career-high 30 points was a factor, Mohamed Abukar's 24 points and 10 rebounds was just as huge as he kept San Diego State in the game. Abukar's double-double marked the third of his career and his second in MWC play.

SDSU	MP	FG	3FG	FT	R	F	A	T	O	B	S	TP
Habel	*29	4-8	0-0	0-0	3	1	1	1	1	1	1	8
Wade	*32	2-5	1-2	0-0	1	3	3	7	0	3	5	
Abukar	*38	9-17	1-2	5-6	10	3	0	2	1	1	24	
Heath	*39	8-19	3-9	0-0	5	4	3	2	1	3	19	
Williams	*33	3-6	2-4	0-0	4	4	7	2	0	0	8	
Johnson	3	0-0	0-0	0-2	1	1	0	0	0	0	0	
Lamb	5	0-0	0-0	0-0	1	1	0	0	0	0	0	
Spain	21	2-3	0-1	0-1	2	3	2	0	0	0	4	
Team					2							
Totals	200	28-58	7-18	5-9	29	20	16	14	3	8	68	

Utah	MP	FG	3FG	FT	R	F	A	T	O	B	S	TP
Green	*28	2-4	0-2	1-2	4	0	2	1	1	1	5	
Nevill	*32	7-9	0-0	2-3	11	1	2	1	2	1	16	
Bryant	*34	4-11	0-5	0-0	4	1	7	3	0	0	8	
Borha	*21	3-7	0-1	1-1	2	5	2	5	0	0	7	
Johns	*33	11-13	6-7	2-3	4	0	1	3	0	0	30	
Eatmon	7	1-1	0-0	0-0	1	2	1	1	0	0	2	
Draca	8	0-1	0-1	0-0	0	1	0	0	0	0	0	
Weigh	18	1-3	0-0	3-6	0	1	0	1	0	0	5	
Deane	18	0-3	0-0	1-2	5	2	0	0	0	1	1	
Foster	1	0-0	0-0	0-0	0	0	0	0	0	0	0	
Team					1							
Totals	200	29-52	6-16	10-17	32	13	15	15	3	3	74	

Halftime: Utah 32, San Diego State 19. **FG%:** Utah 55.8, San Diego State 48.3. **3FG%:** San Diego State 38.9, Utah 37.5. **FT%:** Utah 58.8, San Diego State 55.6. **Officials:** David Hall, Larry Spaulding, Bobby McRoy. **Technical:** None.



Game 30

San Diego State 56
TCU 51

March 3, 2007 ♦ San Diego, Calif.
Cox Arena ♦ Att.: 8,692

SAN DIEGO - San Diego State survived a poor shooting game and sent its seniors out with a win as the Aztecs downed TCU, 56-51, at Cox Arena in the Mountain West Conference regular season finale.

The contest marked the final home game for seniors Brandon Heath, Mohamed Abukar and David Velasquez.

The game was closely contested throughout as SDSU enjoyed a lead of eight early in the second half, while TCU's biggest lead was four midway through the first half.

Despite allowing the Horned Frogs to shoot better from the field, from three-point distance and from the free throw line, the Aztecs used its rebound, turnover and free throw advantage to pull out the victory.

Balance was another reason San Diego State won its 21st game as four players scored in double figures. Heath and Abukar led the way with 12 points each, with Jerome Habel adding 11 and Richie Williams contributing 10.

Lorenzo Wade was a jack of all trades as he recorded seven rebounds, four assists, four steals and a block, while Kyle Spain came off the bench to score seven points and grab a game-high nine rebounds.

The Horned Frogs were led by Brent Hackett's team-high 16 points on 6-of-12 shooting. Joining him in double figures was Alvarado Parker, who scored 12 points and added a team-high eight rebounds.

With 8,692 fans in attendance, San Diego State averaged a school-record 7,821 fans. The 2006-07 season marks the third straight basketball campaign in which the average attendance has increased from the year before.

TCU	MP	FG	3FG	FT	R	F	A	T	O	B	S	TP
Langford	*28	2-10	1-3	0-0	5	5	4	2	0	0	5	
Parker	*26	6-10	0-0	0-0	8	1	1	2	1	1	12	
Hackett	*34	6-12	4-9	0-0	3	4	2	4	0	0	16	
Owens	*36	2-6	0-1	0-0	7	4	1	2	0	0	4	
Dougherty	*19	0-2	0-1	0-0	1	0	0	3	0	1	0	
Wall	21	2-6	2-5	0-0	2	0	5	1	0	1	6	
Ibikunle	27	3-3	0-0	0-0	5	1	1	2	1	0	6	
Adams	9	0-1	0-1	2-3	0	0	0	1	0	0	2	
Team					5							
Totals	200	21-50	7-20	2-3	36	15	14	18	2	3	51	

SDSU	MP	FG	3FG	FT	R	F	A	T	O	B	S	TP
Habel	*35	5-11	0-0	1-2	8	1	0	2	2	1	11	
Wade	*29	1-4	0-2	0-1	7	1	4	1	1	4	2	
Abukar	*37	4-17	0-1	4-5	6	1	2	2	1	1	12	
Heath	*36	5-18	2-11	0-1	2	1	3	3	0	0	12	
Williams	*35	3-9	2-5	2-2	4	1	4	2	0	2	10	
Johnson	6	1-1	0-0	0-2	1	1	0	0	0	0	2	
Spain	22	3-7	1-2	0-0	9	2	1	0	1	1	7	
Team					3							
Totals	200	22-67	5-21	7-13	40	8	14	10	5	9	56	

Halftime: San Diego State 34, TCU 27. **FG%:** TCU 42.0, San Diego State 32.8. **3FG%:** TCU 35.0, San Diego State 23.8. **FT%:** TCU 66.7, San Diego State 53.8. **Officials:** Randy McCall, Mike Littlewood, Brian Shelley. **Technical:** None.



Game 31

(6) Colorado State 69
(3) San Diego State 64

March 8, 2007 ♦ Las Vegas, Nev.
Thomas & Mack Center ♦ Att: 10,925

LAS VEGAS - Third-seeded San Diego State failed in its bid to repeat at Mountain West Conference tournament champions as it dropped a 69-64 decision to sixth-seeded Colorado State in the quarterfinal round of the 2007 MWC Men's Basketball Championships at the Thomas & Mack Center.

The Aztecs struggled out of the gate in a half where they never led and found themselves down by as many as 10 with 6:04 on the clock. It was at that point, SDSU chipped away at the lead.

The San Diego State comeback was sparked by Mohamed Abukar and Lorenzo Wade, who combined to score 12 points in a 14-5 run to end the half to get within one, 31-30, at intermission.

In addition to Abukar and Wade, Brandon Heath kept the Aztecs in the game early with nine first-half points coming off three shots from behind the arc.

In the second half, the game was closely contested as the Aztecs increased their defensive pressure and took a seven-point lead after a 7-0 spurt with just 11 minutes remaining. However, the Rams used their size inside to play an inside-out game and regained control of the game.

After coming back from a seven-point deficit, CSU's Stuart Creason (19 points, 7 rebounds) kept the Aztecs at bay with multiple layups after SDSU found ways to tie the game.

San Diego State would not go down quietly as it knotted the score at 62 with 2:18 on the clock. From that point forward, it was all Rams as they ended the game on a 7-2 run to provide the final margin.

For the Aztecs, Heath finished with a game-high 20 points, with Abukar and Jerome Habel scoring 14 points apiece. Additionally, Wade dished out a career-best nine assists and Richie Williams had six.

Creason was joined in double-figures by Jason Smith, who ended with 13 points and 13 rebounds.

CSU	MP	FG	3FG	FT	R	F	A	TO	B	S	TP
Smith, J.	*20	5-9	0-0	3-3	13	4	2	2	1	0	13
Creason	*39	7-9	0-0	5-7	7	4	1	5	2	0	19
Lewis	*34	3-8	1-2	0-0	2	3	4	3	0	2	7
Denson	*27	3-7	0-1	3-6	4	3	1	2	0	0	9
Gilling	*27	3-7	1-3	0-0	0	1	1	0	0	2	7
Kilby	*21	3-5	0-0	1-2	4	1	1	1	0	0	7
Smith, T.	25	2-7	1-3	0-0	3	0	2	2	0	1	5
Robinson	7	1-1	0-0	0-0	1	0	0	1	0	0	2
Team					2			1			
Totals	200	27-53	3-9	12-18	36	16	12	17	3	5	69

SDSU	MP	FG	3FG	FT	R	F	A	TO	B	S	TP
Habel	*36	7-8	0-0	0-2	7	3	0	0	1	0	14
Wade	*33	3-8	0-4	0-0	2	2	9	1	1	2	6
Abukar	*36	6-14	0-3	2-4	5	4	2	3	1	1	14
Heath	*37	7-15	5-10	1-3	3	1	2	3	0	3	20
Williams	*38	2-6	2-5	2-2	4	3	6	3	1	4	8
Johnson	3	0-0	0-0	0-0	0	1	0	0	0	0	0
Pastorek	1	0-0	0-0	0-0	0	0	0	0	0	0	0
Lamb	1	0-0	0-0	0-0	0	0	0	1	0	0	0
Spain	15	0-5	0-2	2-2	4	2	1	1	0	0	2
Team									1		
Totals	200	25-56	7-24	7-13	25	16	20	13	4	10	64

Halftime: Colorado State 31, San Diego State 30. **FG%:** Colorado State 50.9, San Diego State 44.6. **3FG%:** Colorado State 33.3, San Diego State 29.2. **FT%:** Colorado State 66.7, San Diego State 53.8. **Officials:** Scott Thornley, Mike Scyphers, Brian Shelley. **Technical:** None.



Game 32

(6) San Diego State 74
(3) Missouri State 70

March 14, 2007 ♦ Springfield, Mo.
Hammons Student Center ♦ Att: 4,234

SPRINGFIELD, Mo. - San Diego State captured just its second Division I postseason victory as it defeated Missouri State on the road, 74-70, in the first round of the NIT. With the win, the Aztecs move on to face Syracuse in the second round.

SDSU and MSU struggled early to keep the game close. The Aztecs were particularly sloppy as they committed eight turnovers in the first eight minutes. However, the Bears did not make their run until the 10-minute mark, outscoring the Aztecs, 14-4, to go up by eight with 7:49 left.

San Diego State responded with 11 unanswered points and closed out the half on an 18-5 run to head into the lockerroom with a 34-29 lead.

The Aztecs maintained its lead and watched it balloon to eight on a Brandon Heath jumper with 15:14 on the clock.

With the game tied at 49, MSU caught fire and enjoyed a six-point advantage with 7:26 left. But as it did before, SDSU used a 15-4 run, giving it a 69-64 cushion going into the final minutes.

The Bears fought back, eventually tying it a 70 with 41 seconds remaining. After an Aztec timeout, Heath connected on a three-pointer with one second left on the shot clock and seven seconds on the game clock to put SDSU up 73-70.

With an opportunity to trim the Aztecs' lead, Nathan Bilyeu missed two free throws and SDSU's Jer'Vaughn Johnson made one of two from the charity stripe to put the game out of reach.

For the game, Heath finished with a game-high 26 points and Mohamed Abukar posted 13 of his 15 points in the second half to help put the Bears away. Jerome Habel added his second double-double of his career with 11 points and 10 rebounds.

SDSU	MP	FG	3FG	FT	R	F	A	TO	B	S	TP
Habel	*36	4-7	0-0	3-6	10	5	1	4	2	2	11
Wade	*28	2-6	1-4	2-2	4	2	4	3	0	1	7
Abukar	*32	6-9	0-0	3-4	6	5	0	4	1	1	15
Heath	*38	11-21	4-11	0-0	4	3	2	6	0	2	26
Williams	*34	2-5	0-2	2-2	6	2	5	4	0	4	6
Johnson	3	0-0	0-0	3-4	1	1	0	0	0	0	3
Pastorek	8	1-2	0-0	0-0	2	2	1	0	0	0	2
Spain	21	1-2	1-2	1-2	1	0	0	2	1	2	4
Team									2		
Totals	200	27-52	6-19	14-20	36	20	13	23	4	12	74

MSU	MP	FG	3FG	FT	R	F	A	TO	B	S	TP
Ard	*24	3-12	0-3	0-2	10	4	2	3	0	0	6
Chaney	*28	2-7	1-5	0-0	4	3	6	1	1	3	5
Richards	*29	5-9	0-0	5-7	8	3	1	2	0	1	15
Thomas, K.	*22	2-4	2-2	0-0	0	1	1	2	0	2	6
Ahearn	*32	5-14	3-9	2-3	0	1	3	4	0	0	15
Horton	2	0-0	0-0	0-0	0	0	0	0	0	0	0
Lamberth	20	1-5	0-2	0-0	3	2	0	0	0	0	2
Mitchell	27	2-4	0-0	12-14	5	4	2	2	0	3	16
Carter	0+	0-0	0-0	0-0	0	0	0	0	0	0	0
Thomas, D.	16	2-3	1-2	0-0	0	0	2	3	0	2	5
Team									1		
Totals	200	22-58	7-23	19-26	31	18	17	17	1	11	70

Halftime: San Diego State 34, Missouri State 29. **FG%:** San Diego State 51.9, Missouri State 37.9. **3FG%:** San Diego State 31.6, Missouri State 30.4. **FT%:** Missouri State 73.1, San Diego State 70.0. **Officials:** James Breeding, Bo Boroski, Archibald Whaley. **Technical:** None.

SDSU Career Records

Points

Rk	DI	Name	Years	GP	Points
1.	1.	•Brandon Heath	04-05-06-07	124	2,174
2.	2.	Michael Cage	81-82-83-84	112	1,846
3.	3.	Anthony Watson	83-84-85-86	110	1,735
4.	-	Tony Pinkins	55-56-57	82	1,475
5.	-	Bob Brady	52-53-54	74	1,389
6.	4.	Steve Copp	73-74-75-76	93	1,307
7.	-	Al Skalecky	66-67-68	82	1,271
8.	5.	Tony Ross	87-88-89	85	1,259
9.	6.	Chad Nelson	94-95-96-97	112	1,225
10.	7.	•Marcus Slaughter	04-05-06	87	1,211
11.	8.	Will Connelly	75-76-77	82	1,188
11.	-	Von Jacobsen	69-70-71	78	1,188
13.	-	Bernie Finlay	58-59-60	73	1,110
14.	9.	•Myron Epps	99-00-01-02	113	1,090
15.	10.	Eddie Morris	80-81-82-83	105	1,089
16.	-	Danny Newport	54-55-56	76	1,048
17.	-	Milton Phelps	39-40-41	97	1,043
18.	-	Dave Miller	66-67-68	82	1,034
19.	11.	Leonard Allen	82-83-84-85	116	1,019
20.	12.	•Tony Bland	02-03	63	1,012
21.	13.	Kim Goetz	78-79	54	1,005
22.	14.	•Randy Holcomb	01-02	61	1,002
15.	15.	Joel Kramer	74-76-77-78	99	949
16.	16.	Mike Dodd	76-77-78-79	91	928
17.	17.	Tony Gwynn	78-79-80-81	107	925
18.	18.	Jason Richey	97-98	52	908
19.	19.	Courtie Miller	90-91-92-93-94	101	891
20.	20.	Joe McNaull	91-92-93	86	843
21.	21.	Steve Malovic	78-79	54	838
22.	22.	Eddy Gordon	80-81-82-83	107	807
23.	23.	•Aeric Sanders	01-02-03-04	109	806
24.	24.	•Mohamed Abukar	06-07	53	805
25.	25.	Jimmy Harris	71-72	54	800
26.	26.	Mitch McMullen	88-89	58	799

Scoring Average

<i>min. 600 points</i>					
Rk	DI	Name	Years	GP	PPG
1.	-	Bob Brady	52-53-54	74	18.8
2.	1.	Kim Goetz	78-79	54	18.6
3.	-	Tony Pinkins	55-56-57	83	18.1
4.	2.	•Brandon Heath	04-05-06-07	124	17.5
4.	2.	Jason Richey	97-98	52	17.5
6.	4.	Michael Cage	81-82-83-84	112	16.5
7.	5.	•Randy Holcomb	01-02	61	16.4
8.	6.	•Tony Bland	02-03	63	16.1
9.	7.	Anthony Watson	83-84-85-86	110	15.8
10.	-	Al Skalecky	66-67-68	82	15.5
11.	-	Von Jacobsen	69-70-71	77	15.4
12.	8.	•Mohamed Abukar	06-07	53	15.2
13.	9.	Chris McMurray	72-73	42	15.238
14.	10.	Steve Malovic	78-79	55	15.236
15.	-	Bernie Finlay	58-59-60	73	15.205
16.	-	Dick Maureau	61-62	49	15.1
17.	11.	Marty Dow	90-91	52	14.942
18.	12.	Jimmy Harris	71-72	54	14.814
19.	13.	Tony Ross	87-88-89	85	14.812
20.	14.	Zack Jones	81-82	54	14.7
21.	15.	Will Connelly	75-76-77	82	14.5
22.	-	Bob Lundgren	67-68	45	14.3
23.	16.	Steve Copp	73-74-75-76	93	14.1
17.	17.	•Marcus Slaughter	04-05-06	87	13.9
18.	•Al Faux	01-02	57	13.84	
19.	20.	Mitch McMullen	88-89	58	13.78
20.	21.	Matt Watts	98-99	53	13.7
21.	22.	Marc Carter	94-95	56	12.70
22.	23.	Presnell Gilbert	77-78-79	50	12.68
23.	23.	Jimmy Wilkins	71-72	52	12.60

Rebounds

Rk	DI	Name	Years	GP	Rebs.
1.	1.	Michael Cage	81-82-83-84	112	1,317
2.	-	Al Skalecky	66-67-68	82	1,090
3.	2.	•Marcus Slaughter	04-05-06	87	775
4.	-	Larry Meek	63-64-65	75	764
5.	3.	Steve Copp	73-74-75-76	93	737
6.	4.	Leonard Allen	82-83-84-85	116	724
7.	5.	Joel Kramer	74-76-77-79	99	711
8.	6.	•Aeric Sanders	01-02-03-04	109	686
9.	-	Noel Mickelsen	54-55-56	79	642
10.	7.	Will Connelly	75-76-77	82	641
11.	8.	Eddy Gordon	80-81-82-83	107	631
12.	-	Tony Pinkins	55-56-57	82	604
9.	9.	Joe McNaull	91-92-93	86	572
10.	•Marcelo Correa	97-98-99-00-01	112	522	
11.	•Myron Epps	99-00-01-02	113	508	
12.	Chris McMurray	72-73	42	492	
13.	Steve Malovic	78-79	55	484	
14.	•Randy Holcomb	01-02	61	481	
15.	Allen Bunting	74-75-76	78	456	
16.	Larry Jones	72-73	53	420	
17.	•Brandon Heath	04-05-06-07	124	419	
18.	Marty Dow	90-91	52	415	
19.	Rodney Hawkins	86-87-88	70	413	
20.	Mitch McMullen	88-89	58	408	
21.	Leon Carter	95-96	57	395	
22.	John Martens	83-84-85-86	71	372	
23.	•Chris Walton	01-02-04-05	110	370	
23.	Chad Nelson	94-95-96-97	112	370	
25.	Anthony Watson	83-84-85-86	110	362	
26.	John Anderson	73-74	52	354	

Rebound Average

<i>min. 50 games</i>					
Rk	DI	Name	Years	GP	RPG
1.	-	Al Skalecky	66-67-68	82	13.3
1.	1.	Michael Cage	81-82-83-84	112	11.8
2.	•Marcus Slaughter	04-05-06	87	8.9	
3.	Steve Malovic	78-79	55	8.8	
4.	Marty Dow	90-91	52	8.0	
5.	Steve Copp	73-74-75-76	93	7.9247	
6.	Larry Jones	72-73	53	7.9245	
7.	•Randy Holcomb	01-02	61	7.88	
8.	Will Connelly	75-76-77	82	7.817	
9.	Joel Kramer	74-76-77-78	99	7.2	
10.	Mitch McMullen	88-89	58	7.0	
11.	Leon Carter	95-96	57	6.9	
12.	John Anderson	73-74	52	6.8	
13.	Joe McNaull	91-92-93	86	6.7	
14.	•Aeric Sanders	01-02-03-04	109	6.294	
15.	Roy Kruiswyk	97-98	55	6.290	
16.	Leonard Allen	82-83-84-85	116	6.24	
17.	Marc Carter	94-95	56	6.1	
18.	Rodney Hawkins	86-87-88	70	5.900	
19.	Eddy Gordon	80-81-82-83	107	5.897	
20.	Kevin Betts	97-98	55	5.89	

Assists

<i>since 1972-73 season</i>					
Rk	Name	Years	GP	Assists	
1.	Tony Gwynn	78-79-80-81	107	590	
2.	Chad Nelson	94-95-96-97	112	412	
3.	•Brandon Heath	04-05-06-07	124	387	
4.	Mark Delsman	74-75-76-77	109	376	
5.	Anthony Watson	83-84-85-86	110	356	
6.	Keith Smith	82-83	53	349	
7.	•Deandre Moore	01-02-03	88	339	
8.	Dean Decker	77-78	56	307	
9.	Ray Leary	74-75-76	76	279	
10.	•Richie Williams	06-07	65	276	
11.	Mike Dodd	76-77-78-79	91	271	
12.	Creon Dorsey	85-86	59	263	
13.	Bryan Williams	88-89	48	243	

14.	Michael Best	89-90	56	238
15.	•Tony Bland	02-03	63	213
16.	Arthur Massey	90-91	59	212
17.	Jeff Konek	85	57	211
18.	•David Abramowitz	99-00-01	79	189
19.	Jason Richey	97-98	52	184
19.	Gary Earle	74-75-76	81	184
21.	•Wesley Stokes	04	30	176
22.	Steve Copp	73-74-75-76	93	171
23.	Matt Watts	98-99	53	166
24.	•Chris Walton	01-02-04-05	110	163
25.	Joel Kramer	74-76-77-78	99	162

Assist Average

<i>min. 50 games; since 1972-73 season</i>				
Rk	Name	Years	GP	APG
1.	Keith Smith	82-83	53	6.6
2.	Tony Gwynn	78-79-80-81	107	5.51
3.	Dean Decker	77-78	56	5.48
4.	Creon Dorsey	85-86	59	4.5
5.	Michael Best	89-90	56	4.3
6.	•Richie Williams	06-07	65	4.2
7.	•Deandre Moore	01-02-03	88	3.9
8.	Jeff Konek	85	57	3.702
9.	Chad Nelson	94-95-96-97	112	3.679
10.	Ray Leary	74-75-76	76	3.671
11.	Arthur Massey	90-91	59	3.59

Field Goals

Rk	DI	Name	Years	GP	FG
1.	1.	•Brandon Heath	04-05-06-07	124	744
2.	2.	Anthony Watson	83-84-85-86	110	702
3.	3.	Michael Cage	81-82-83-84	112	679
4.	4.	Steve Copp	73-74-75-76	93	507
5.	-	Tony Pinkins	55-56-57	82	495
6.	5.	Eddie Morris	80-81-82-83	105	483
7.	-	Al Skalecky	66-67-68	82	481
8.	6.	Will Connelly	75-76-77	82	477
9.	-	Bob Brady	52-53-54	74	461
10.	7.	Von Jacobsen	69-70-71	78	457
11.	8.	Kim Goetz	78-79	54	435
9.	9.	Tony Ross	87-88-89	85	413
10.	•Myron Epps	99-00-01-02	113	407	
11.	Joel Kramer	74-76-77-78	99	406	
12.	•Marcus Slaughter	04-05-06	87	403	
13.	Leonard Allen	82-83-84-85	116	396	
14.	Mike Dodd	76-77-78-79	91	392	
15.	•Randy Holcomb	01-02	61	383	
16.	•Tony Bland	02-03	63	365	
17.	Chad Nelson	94-95-96-97	112	344	
18.	Eddy Gordon	80-81-82-83	107	343	
19.	Tony Gwynn	78-79-80-81	107	340	
20.	Steve Malovic	78-79	55	337	

Field Goal Attempts

Rk	DI	Name	Years	GP	FGA
1.	1.	•Brandon Heath	04-05-06-07	124	1,798
2.	Anthony Watson	83-84-85-86	110	1,576	
3.	Michael Cage	81-82-83-84	112	1,238	
4.	Steve Copp	73-74-75-76	93	1,126	
5.	Eddie Morris	80-81-82-83	105	1,098	
6.	Will Connelly	75-76-77	82	1,020	
7.	Tony Ross	87-88-89	85	933	
8.	Kim Goetz	78-79	54	852	
9.	•Marcus Slaughter	04-05-06	87	844	
10.	Chad Nelson	84-85-86-87	112	814	
11.	•Randy Holcomb	01-02	61	812	
12.	•Tony Bland	02-03	63	808	
13.	•Myron Epps	99-00-01-02	113	803	
14.	Joel Kramer	74-76-77-78	99	779	
15.	Mike Dodd	76-77-78-79	91	758	
16.	Matt Watts	98-99	53	731	
17.	Jason Richey	97-98	52	724	

SDSU Career Records, cont.

18. Eddy Gordon	80-81-82-83	107	722
20. Tony Gwynn	78-79-80-81	107	716

Field Goal Percentage

<i>minimum 500 career attempts</i>			
Rk	DI	Name	Years FG/FGA FG%
1.	1.	Leonard Allen	82-83-84-85 396/692 57.2
2.	2.	Mitch McMullen	88-89 296/527 56.2
3.	3.	Marty Dow	90-91 309/557 55.5
4.	4.	Steve Malovic	78-79 337/609 55.3
5.	-	Danny Newport	54-55-56 379/686 55.2
6.	5.	Michael Cage	81-82-83-84 679/1,238 54.8
7.	6.	•Aerick Sanders	01-02-03-04 334/619 54.0
8.	7.	•Mike Mackell	02-03 291/543 53.6
9.	8.	Joe McNaull	91-92-93 333/627 53.1
10.	9.	Joel Kramer	74-76-77-78 406/779 52.1
11.	10.	Mike Dodd	76-77-78-79 392/758 51.7
	11.	Kim Goetz	78-79 435/852 51.1
	12.	Myron Epps	99-00-01-02 407/803 50.7
	13.	•Marcelo Correa	97-98-99-00-01 273/546 50.0
	14.	Jimmy Wilkins	71-72 253/517 48.9
	15.	Zach Jones	81-82 323/668 48.4
	16.	•Mohamed Abukar	06-07 297/619 48.0
	17.	•Marcus Slaughter	04-05-06 403/844 47.7
	18.	Eddy Gordon	80-81-82-83 343/722 47.51
	19.	Tony Gwynn	78-79-80-81 340/716 47.49
	20.	•Randy Holcomb	01-02 383/812 47.2
	21.	Will Connelly	75-76-77 477/1,020 46.8

Three-Point Field Goals

<i>in existence since 1986-87 season</i>			
Rk	Name	Years	GP 3FG
1.	•Brandon Heath	04-05-06-07	124 278
2.	Tony Ross	87-88-89	85 270
3.	•John Sharper	03-04-05-06	119 166
4.	Jason Richey	97-98	52 136
5.	Chad Nelson	94-95-96-97	112 122
6.	Michael Best	89-90	56 107
7.	•Al Faux	01-02	57 106
8.	•David Abramowitz	99-00-01	79 98
9.	•Deandre Moore	01-02-03	88 84
10.	Berry Randle	93-94-95-96	113 76
11.	Matt Watts	98-99	53 65
12.	•Chris Manker	03-04-05	82 58
13.	•Richie Williams	06-07	65 56
13.	•Donte Wilson	99-00	54 56
13.	Brady Trenkle	95-97-99	79 56
13.	Chris Walters	93-94	57 56
17.	Josko Visnjic	98	28 55
18.	Arthur Massey	90-91	59 53
19.	Tony Clark	92-93	28 52
20.	•Tony Bland	02-03	63 49
20.	Derric Croft	94	28 49

Three-Point Field Goal Atts.

<i>in existence since 1986-87 season</i>			
Rk	Name	Years	GP 3FGA
1.	•Brandon Heath	04-05-06-07	124 786
2.	Tony Ross	87-88-89	85 589
3.	•John Sharper	03-04-05-06	119 412
4.	Jason Richey	97-98	52 381
5.	Chad Nelson	94-95-96-97	112 337
6.	Michael Best	89-90	56 292
7.	•David Abramowitz	99-00-01	79 284
8.	•Al Faux	01-02	57 256
9.	Berry Randle	93-94-95-96	113 253
10.	•Deandre Moore	01-02-03	88 239
11.	Matt Watts	98-99	53 237
12.	•Donte Wilson	99-00	54 180
13.	Josko Visnjic	98	28 179
14.	Brady Trenkle	95-97-99	79 176
15.	•Chris Manker	03-04-05	82 175
16.	Arthur Massey	90-91	59 173
17.	Chris Walters	93-94	57 165

18.	•Tony Bland	02-03	63	153
19.	Derric Croft	94	28	152
20.	Tony Clark	92-93	28	142

Three-Point Field Goal Percentage

<i>minimum 40 career three-point field goals</i>			
Rk	Name	Years	3FG/3FGA 3FG%
1.	Tony Ross	87-88-89	270/589 45.8
2.	•Al Faux	01-02	106/256 41.4
3.	•Richie Williams	06-07	56/138 40.6
4.	•John Sharper	03-04-05-06	166/412 40.3
5.	•Steve Sir	03-04	47/118 39.8
6.	Michael Best	89-90	107/292 36.64
7.	Tony Clark	92-99	52/142 36.62
8.	Chad Nelson	94-95-96-97	122/337 36.2
9.	Jason Richey	97-98	136/381 35.7
10.	•Brandon Heath	04-05-06-07	278/786 35.4
11.	•Deandre Moore	01-02-03	84/239 35.1
12.	Darryl Gaines	86-87	40/115 34.8
13.	•Karlo Kovacic	01-02	47/136 34.6
14.	•David Abramowitz	99-00-01	98/284 34.5
15.	Chris Walters	93-94	56/165 33.9
16.	Derric Croft	94	49/152 32.2

Free Throws

Rk	DI	Name	Years	GP	FT
1.	1.	Michael Cage	81-82-83-84	112	488
2.	-	Tony Pinkins	55-56-57	82	485
3.	-	Bob Brady	52-53-54	74	467
4.	2.	Chad Nelson	94-95-96-97	112	415
5.	3.	•Brandon Heath	04-05-06-07	124	408
6.	4.	•Marcus Slaughter	04-05-06	87	388
7.	-	Bernie Finlay	58-59-60	73	352
8.	5.	Anthony Watson	83-84-85-86	110	331
9.	-	Al Skalecky	66-67-68	82	309
10.	6.	Courtie Miller	90-91-92-93-94	101	302
11.	7.	Steve Copp	73-74-75-76	93	293
12.	-	Danny Newport	54-55-56	76	290
	8.	•Myron Epps	99-00-01-02	113	274
	9.	Tony Gwynn	78-79-80-81	107	245
	10.	Will Connelly	75-76-77	82	234
	11.	•Tony Bland	02-03	63	233
	12.	Leonard Allen	82-83-84-85	116	227
	13.	Jason Richey	97-98	52	218
	14.	•Marcelo Correa	97-98-99-00-01	112	215
	15.	Mitch McMullen	88-89	58	207
	16.	•Randy Holcomb	01-02	61	205
	17.	John Martens	83-84-85-86	71	201
	18.	•Mike Mackell	02-03	63	199
	19.	Berry Randle	93-94-95-96	113	194
	20.	•Mohamed Abukar	06-07	53	185
	21.	Jeff Pete	71-72	53	181

Free Throws Attempted

DI	Name	Years	GP	FTA
1.	Michael Cage	81-82-83-84	112	667
2.	•Marcus Slaughter	04-05-06	87	530
3.	•Brandon Heath	04-05-06-07	124	520
4.	Chad Nelson	94-95-96-97	112	519
5.	•Myron Epps	99-00-01-02	113	466
6.	Anthony Watson	83-84-85-86	110	446
7.	Steve Copp	73-74-75-76	93	439
8.	Courtie Miller	90-91-92-93-94	101	398
9.	Will Connelly	75-76-77	82	376
10.	Leonard Allen	82-83-84-85	116	369
11.	Mitch McMullen	88-89	58	356
12.	•Tony Bland	02-03	63	340
13.	Tony Gwynn	78-79-80-81	107	334
14.	•Marcelo Correa	97-98-99-00-01	112	324
15.	Berry Randle	93-94-95-96	113	314
16.	•Randy Holcomb	01-02	61	312
17.	Joe McNaull	91-92-93	86	300
18.	•Mike Mackell	02-03	63	289
19.	John Martens	83-84-85-86	71	285

20. Jason Richey	97-98	52	271
------------------	-------	----	-----

Free Throw Percentage

<i>minimum 100 career free throws</i>				
Rk	DI	Name	Years	FT/FTA FT%
1.	1.	Kim Goetz	78-79	135/158 85.4
2.	-	Mike Spigler	69-70	112/134 83.6
3.	2.	•Mohamed Abukar	06-07	185/223 83.0
4.	3.	Steve Malovic	78-79	164/199 82.4
5.	4.	Jason Richey	97-98	218/271 80.4
6.	5.	Tony Ross	87-88-89	163/203 80.3
7.	6.	Chad Nelson	94-95-96-97	415/519 80.0
8.	7.	•Brandon Heath	04-05-06-07	408/520 78.5
9.	8.	Mike Dodd	76-77-78-79	144/185 77.8
10.	-	Bernie Finlay	58-59-60	352/453 77.7
11.	9.	Chris McMurray	72-73	130/169 76.9
12.	-	Gary Schneider	70-71	116/157 76.8
	10.	Joel Kramer	74-76-77-78	137/179 76.5
	11.	Jimmy Wilkins	71-72	149/195 76.4
	12.	Courtie Miller	90-91-92-93-94	302/398 75.9

Blocks

<i>since 1978-79 season</i>				
Rk	Name	Years	GP	Blocks
1.	Leonard Allen	82-83-84-85	116	214
2.	Michael Cage	81-82-83-84	112	118
3.	Joe McNaull	91-92-93	86	114
4.	•Aerick Sanders	01-02-03-04	109	105
5.	•Marcelo Correa	97-98-99-00-01	112	100
6.	•Marcus Slaughter	04-05-06	87	78
7.	Eddy Gordon	80-81-82-83	107	71
8.	Marty Dow	90-91	52	68
8.	Rodney Hawkins	86-87-88	70	68
10.	Leon Carter	95-96	57	58
11.	Marc Carter	94-95	56	55
12.	•Randy Holcomb	01-02	61	51
12.	Courtie Miller	90-91-92-93-94	101	51
14.	Mitch McMullen	88-89	58	46
15.	Jerome Habel	07	28	41
16.	Kevin Betts	97-98	55	40
17.	•Chris Walton	01-02-04-05	110	38
18.	Marcus Banks	92-93	45	37
18.	Keith Balzer	91-92-93	52	37
20.	Lorenzo Wade	07	32	36
21.	Berry Randle	93-94-95-96	113	35
22.	Steve Malovic	78-79	55	34

Steals

<i>since 1978-79 season</i>				
Rk	Name	Years	GP	Steals
1.	•Brandon Heath	04-05-06-07	124	215
2.	Anthony Watson	83-84-85-86	110	192
3.	Chad Nelson	94-95-96-97	112	175
4.	Tony Gwynn	78-79-80-81	107	141
5.	Eddie Morris	80-81-82-83	105	131
6.	Matt Watts	98-99	53	126
6.	Michael Best	89-90	56	126
6.	Michael Cage	81-82-83-84	112	126
9.	•Richie Williams	06-07	65	124
10.	•Deandre Moore	01-02-03	88	114
11.	Eddy Gordon	80-81-82-83	107	111
12.	Creon Dorsey	85-86	59	109
13.	•Marcus Slaughter	04-05-06	87	107
14.	•Marcelo Correa	97-98-99-00-01	112	102
15.	Jason Richey	97-98	52	94
16.	Bobby Owens	83-84-85-86	94	92
17.	•John Sharper	03-04-05-06	119	84
17.	Arthur Massey	90-91	59	84
19.	•David Abramowitz	99-00-01	79	81
19.	Kevin Betts	97-98	55	81
21.	•Aerick Sanders	01-02-03-04	109	80

SDSU Career Records, cont.

Games Played

Rk	DI	Name	Years	GP
1.	1.	•Brandon Heath	04-05-06-07	124
2.	2.	•John Sharper	03-04-05-06	119
3.	3.	Leonard Allen	82-83-84-85	116
4.	4.	•Myron Epps	99-00-01-02	113
4.	4.	Berry Randle	93-94-95-96	113
6.	6.	•Marcelo Correa	97-98-99-00-01	112
6.	6.	Chad Nelson	94-95-96-97	112
6.	6.	Michael Cage	81-82-83-84	112
9.	9.	•Chris Walton	01-02-04-05	110
9.	9.	Anthony Watson	83-84-85-86	110
11.	11.	•Aerick Sanders	01-02-03-04	109
11.	11.	Mark Delsman	74-75-76-77	109
13.	13.	Eddy Gordon	80-81-82-83	107
13.	13.	Tony Gwynn	78-79-80-81	107
13.	-	Noel Mickelsen	53-54-55-56	107
15.		Eddie Morris	80-81-82-83	105
16.		Courtie Miller	90-91-92-93-94	101
17.		Joel Kramer	74-76-77-78	99
18.		•Trimaime Davis	03-04-05-06	98
18.		•Tommy Johnson	02-03-04-05	98
20.		Bobby Owens	83-84-85-86	94
21.		Steve Copp	73-74-75-76	93

Games Started

since 1978-79				
Rk	Name	Years	GP	GS
1.	•Brandon Heath	04-05-06-07	124	119
2.	Michael Cage	81-82-83-84	112	112
3.	Leonard Allen	82-83-84-85	116	110
4.	Chad Nelson	94-95-96-97	112	103
5.	Anthony Watson	83-84-85-86	110	93
6.	•Marcelo Correa	97-98-99-00-01	112	91
7.	•Myron Epps	99-00-01-02	113	81
8.	•Marcus Slaughter	04-05-06	87	74
9.	•Deandre Moore	01-02-03	88	73
10.	•Tony Bland	02-03	63	62
10.	Joe McNaull	91-92-93	86	62
10.	Eddie Morris	80-81-82-83	105	62
13.	•Randy Holcomb	01-02	61	61
13.	Tony Gwynn	78-79-80-81	107	61
13.	Eddy Gordon	80-81-82-83	107	61
16.	•Aerick Sanders	01-02-03-04	109	60
17.	Rodney Hawkins	86-87-88	70	59
18.	•Mike Mackell	02-03	63	58
19.	Creon Dorsey	85-86	59	57
19.	Courtie Miller	90-91-92-93-94	101	57
19.	Chris Walters	93-94	57	57
19.	Tony Ross	87-88-89	85	57

Consecutive Games Started

since 1980-81 season				
Rk	Name	Years	GP	CGS
1.	Michael Cage	81-82-83-84	112	112
2.	Chad Nelson	94-95-96-97	112	103
3.	•Brandon Heath	04-05-06-07	124	84
4.	Leonard Allen	82-83-84-85	116	70
5.	•Randy Holcomb	01-02	61	61
6.	•Aerick Sanders	01-02-03-04	109	60
7.	•Myron Epps	99-00-01-02	113	58
8.	Chris Walters	1993-94	57	57
	Joe McNaull	91-92-93	86	57
10.	Kevin Betts	97-98	55	55
	Anthony Watson	83-84-85-86	110	55

Minutes Played

since 1978-79 season				
Rk	Name	Years	GP	Min.
1.	Michael Cage	81-82-83-84	112	4,262
2.	•Brandon Heath	04-05-06-07	124	4,241
3.	Chad Nelson	94-95-96-97	103	3,692
4.	Anthony Watson	83-84-85-86	110	3,330

5.	Leonard Allen	82-83-84-85	116	3,191
6.	•Myron Epps	99-00-01-02	113	2,971
7.	•Marcus Slaughter	04-05-06	87	2,659
8.	Eddie Morris	80-81-82-83	105	2,627
9.	•Marcelo Correa	97-98-99-00-01	112	2,594
10.	•Deandre Moore	01-02-03	88	2,462
11.	•Aerick Sanders	01-02-03-04	109	2,460
12.	Tony Gwynn	78-79-80-81	107	+2,422
13.	Tony Ross	87-88-89	85	2,402
14.	•John Sharper	03-04-05-06	119	2,381
15.	•Chris Walton	01-02-04-05	110	2,286
16.	Eddy Gordon	80-81-82-83	107	2,270
17.	•Tony Bland	02-03	63	2,182
18.	Joe McNaull	91-92-93	86	2,101
19.	•Richie Williams	06-07	65	2,023
20.	Courtie Miller	90-91-92-93-94	101	2,005
21.	Berry Randle	93-94-95-96	113	1,944

Efficiency Points

since 1978-79 season				
Rk	Name	Years	GP	Eff. Pts.
1.	Michael Cage	81-82-83-84	112	2,534
2.	•Brandon Heath	04-05-06-07	122	1,644
3.	•Marcus Slaughter	04-05-06	87	1,495
4.	Steve Copp	73-74-75-76	93	1,450
5.	Joel Kramer	74-76-77-78	99	1,407
6.	Leonard Allen	82-83-84-85	116	1,395
7.	Chad Nelson	94-95-96-97	112	1,351
8.	Anthony Watson	83-84-85-86	110	1,337
9.	•Aerick Sanders	01-02-03-04	109	1,276
10.	Will Connelly	75-76-77	82	1,216
11.	Steve Malovic	78-79	55	1,137
12.	Tony Gwynn	78-79-80-81	107	1,114
13.	Joe McNaull	91-92-93	86	1,056
14.	Eddy Gordon	80-81-82-83	107	1,044
15.	•Marcelo Correa	97-98-99-00-01	112	1,026
16.	Mike Dodd	76-77-78-79	91	987
17.	•Myron Epps	99-00-01-02	113	938
18.	•Randy Holcomb	01-02	61	936
19.	Tony Ross	87-88-89	85	928
20.	Marty Dow	90-91	52	911

Efficiency Average

min. 50 games; since 1978-79 season				
Rk	Name	Years	GP	EPG
1.	Michael Cage	81-82-83-84	112	22.63
2.	Steve Malovic	78-79	55	20.67
3.	Marty Dow	90-91	52	17.52
4.	•Marcus Slaughter	04-05-06	87	17.18
5.	Kim Goetz	78-79	54	16.09
6.	Steve Copp	73-74-75-76	93	15.59
7.	•Randy Holcomb	01-02	61	15.34
8.	Will Connelly	75-76-77	82	14.83
9.	Jason Richey	97-98	52	14.40
10.	•Mohamed Abukar	06-07	53	14.26
11.	Joel Kramer	74-76-77-78	99	14.21
12.	Leon Carter	95-96	57	13.82
13.	Mitch McMullen	88-89	58	13.78
14.	•Tony Bland	02-03	63	13.27
15.	•Brandon Heath	04-05-06-07	124	13.26
16.	Kevin Betts	97-98	55	13.14
17.	John Anderson	73-74	52	12.62
18.	Rodney Hawkins	86-87-88	70	12.30
19.	Joe McNaull	91-92-93	86	12.28
20.	Arthur Massey	90-91	59	12.24
21.	Michael Best	89-90	56	12.19

Points-Rebounds-Assists

since 1972-73 season				
Rk	Name	Years	GP	PRA
1.	Michael Cage	81-82-83-84	112	3,261
2.	•Brandon Heath	04-05-06-07	124	2,980
3.	Anthony Watson	83-84-85-86	110	2,453

4.	Steve Copp	73-74-75-76	93	2,215
5.	•Marcus Slaughter	04-05-06	87	2,099
6.	Chad Nelson	94-95-96-97	112	2,007
7.	Will Connelly	75-76-77	82	1,901
8.	Joel Kramer	74-76-77-78	99	1,822
9.	Leonard Allen	82-83-84-85	116	1,765
10.	Tony Gwynn	78-79-80-81	107	1,730
11.	•Myron Epps	99-00-01-02	113	1,679
12.	•Randy Holcomb	01-02	61	1,580
13.	Tony Ross	87-88-89	85	1,578
14.	•Aerick Sanders	01-02-03-04	109	1,570
15.	Eddy Gordon	80-81-82-83	107	1,534
16.	Eddie Morris	80-81-82-83	105	1,523
17.	Joe McNaull	91-92-93	86	1,467
18.	•Tony Bland	02-03	63	1,460
19.	Steve Malovic	78-79	55	1,442
20.	Mike Dodd	76-77-78-79	91	1,418

Victories

since 1975-76				
Rk	Name	Years	GP	Wins
1.	Leonard Allen	82-83-84-85	116	76
2.	•Brandon Heath	04-05-06-07	124	71
3.	Michael Cage	81-82-83-84	112	68
4.	•John Sharper	03-04-05-06	119	63
5.	Anthony Watson	83-84-85-86	110	63
6.	•Aerick Sanders	01-02-03-04	109	61
7.	Eddie Morris	80-81-82-83	105	59
8.	Eddy Gordon	80-81-82-83	107	58
9.	•Chris Walton	01-02-04-05	110	54
9.	Tony Gwynn	78-79-80-81	107	54
9.	Mike Dodd	76-77-78-79	91	54
12.	Joel Kramer	74-76-77-78	99	53
13.	•Trimaime Davis	03-04-05-06	98	52
13.	Bobby Owens	83-84-85-86	94	52
15.	Deandre Moore	01-02-03	88	50
15.	Chad Nelson	94-95-96-97	112	50
15.	Mark Delsman	74-75-76-77	109	50
18.	Steve Copp	73-74-75-76	93	48
19.	•Marcus Slaughter	04-05-06	87	47
20.	•Tommy Johnson	02-03-04-05	98	46

Conference Victories

since 1975-76				
Rk	Name	Years	CGP	Wins
1.	Leonard Allen	82-83-84-85	64	36
2.	Michael Cage	81-82-83-84	64	33
3.	•Brandon Heath	04-05-06-07	60	32
3.	Anthony Watson	83-84-85-86	64	32
5.	Eddie Morris	80-81-82-83	58	29
6.	•John Sharper	03-04-05-06	57	27
6.	Eddy Gordon	80-81-82-83	57	27
6.	Joel Kramer	74-76-77-78	42	27
9.	Tony Gwynn	78-79-80-81	55	25
9.	Mike Dodd	76-77-78-79	38	25
11.	Mark Delsman	74-75-76-77	44	24
12.	•Mohamed Abukar	06-07	31	23
12.	•Richie Williams	06-07	32	23
12.	Chad Nelson	94-95-96-97	70	23
12.	Bobby Owens	83-84-85-86	49	23
16.	•Marcus Slaughter	04-05-06	42	22
17.	Berry Randle	93-94-95-96	71	21
18.	•Trimaime Davis	03-04-05-06	51	20
18.	Dean Decker	77-78	26	20
20.	•Chris Walton	01-02-04-05	55	19
20.	John Garwood	81-82	32	19
22.	•Kyle Spain	06-07	27	18
22.	•Aerick Sanders	01-02-03-04	45	18
22.	Creon Dorsey	85-86	32	18
22.	Keith Smith	82-83	29	18

SDSU Season Records

Points

Rk	DI	Name	Pts.	Yr.
1.	1.	Michael Cage (Sr.)	686	84
2.	2.	Anthony Watson (Sr.)	630	86
3.	3.	•Brandon Heath (Sr.)	622	07
4.	4.	•Brandon Heath (Jr.)	607	06
5.	-	Bob Brady (Jr.)	585	53
6.	5.	•Randy Holcomb (Sr.)	558	02
7.	6.	Michael Cage (Jr.)	547	83
8.	7.	Anthony Watson (Jr.)	544	85
9.	8.	•Brandon Heath (So.)	532	05
9.	8.	Kim Goetz (Sr.)	532	79
11.	-	Tony Pinkins (Sr.)	529	57
12.	-	Bernie Finlay (Sr.)	522	60
12.	-	Tony Pinkins (Jr.)	522	56
14.	10.	Shawn Jamison (Jr.)	520	90
14.	10.	Steve Copp (Sr.)	520	76
16.	12.	•Tony Bland (Jr.)	519	02
13.	•Marcus Slaughter (Jr.)	494	06	
13.	•Al Faux (Sr.)	494	02	
13.	Marty Dow (Sr.)	494	91	
16.	Tony Bland (Sr.)	493	03	
17.	•Mohamed Abukar (Sr.)	491	07	
18.	•Aerick Sanders (Sr.)	482	04	
19.	Will Connelly (Jr.)	481	76	
20.	•Marcus Slaughter (So.)	480	05	
21.	Will Connelly (So.)	479	75	
22.	Jason Richey (Jr.)	474	97	
23.	Kim Goetz (Jr.)	473	78	
24.	Steve Malovic (Sr.)	471	79	
25.	Zach Jones (Jr.)	462	81	
26.	Tony Ross (So.)	461	88	

Scoring Average

Rk	DI	Name (Class)	PPG	Yr.
1.	1.	Michael Cage (Sr.)	24.5	84
2.	2.	Anthony Watson (Sr.)	22.5	86
3.	-	Bob Brady (Jr.)	20.9	53
4.	3.	Kim Goetz (Sr.)	20.5	79
5.	-	Bernie Finlay (Sr.)	20.1	60
6.	-	Tony Pinkins (Sr.)	19.6	57
7.	4.	Michael Cage (Jr.)	19.5	83
8.	5.	•Brandon Heath (Sr.)	19.4	07
9.	-	Bob Brady (Sr.)	18.7	54
10.	6.	•Brandon Heath (Jr.)	18.4	06
11.	-	Von Jacobsen (So.)	18.4	69
12.	7.	•Brandon Heath (So.)	18.34	05
13.	8.	Carlus Groves (Sr.)	18.27	94
14.	-	Tony Pinkins (Jr.)	18.0	56
9.	Steve Copp (Sr.)	17.9	76	
10.	•Marcus Slaughter (So.)	17.8	05	
11.	Will Connelly (So.)	17.7	75	
12.	Jason Richey (Jr.)	17.6	97	
13.	Anthony Watson (Jr.)	17.5	85	
14.	Steve Malovic (Sr.)	17.44	79	
15.	Jason Richey (Sr.)	17.36	98	
16.	Zach Jones (Jr.)	17.1	81	
17.	•Al Faux (Sr.)	17.0	02	
18.	Marty Dow (Sr.)	17.0	91	
19.	•Randy Holcomb (Sr.)	16.91	02	
19.	Kim Goetz (Jr.)	16.89	78	
20.	Shawn Jamison (Jr.)	16.8	90	
21.	Will Connelly (Jr.)	16.6	76	
22.	•Marcus Slaughter (Jr.)	16.5	06	
23.	•Tony Bland (Sr.)	16.4	03	
24.	Tony Ross (Fr.)	16.3	87	
25.	Chris McMurray (Jr.)	16.14	72	

nr.	•Mohamed Abukar	15.8	07	

Rebounds

Rk	DI	Name (Class)	Rebs.	Yr.
1.	-	Al Skalecky (Jr.)	394	67
2.	-	Al Skalecky (So.)	356	66

3.	1.	Michael Cage (Fr.)	355	81
4.	2.	Michael Cage (Jr.)	354	83
5.	3.	Michael Cage (Sr.)	352	84
6.	4.	Chris McMurray (Jr.)	350	72
7.	-	Tony Pinkins (Jr.)	346	56
8.	-	Al Skalecky (Sr.)	340	68
9.	5.	•Marcus Slaughter (Jr.)	329	06
10.	6.	•Randy Holcomb (Sr.)	296	02
11.	7.	•Aerick Sanders (Sr.)	295	04
12.	-	Eric Martensen (Jr.)	278	69
13.	-	Larry Meek (So.)	277	63
8.	Marty Dow (Sr.)	274	91	
9.	Steve Malovic (Sr.)	265	79	
10.	Will Connelly (Jr.)	258	76	
11.	Joel Kramer (Jr.)	257	77	
12.	Michael Cage (So.)	256	82	
13.	Joel Kramer (Sr.)	255	78	
14.	Leonard Allen (Sr.)	252	85	
15.	Steve Copp (Sr.)	248	76	
15.	Will Connelly (So.)	248	75	
17.	Steve Copp (Jr.)	247	75	
18.	•Marcus Slaughter (So.)	242	05	
19.	Eddy Gordon (Fr.)	239	80	
20.	Joe McNaull (Jr.)	238	93	
20.	Gerald Murray (Jr.)	238	87	
22.	Roy Kruiiswyk (Sr.)	235	98	
22.	Larry Jones (Jr.)	235	72	
24.	Mitch McMullen (Sr.)	230	89	
25.	Rodney Hawkins (Sr.)	229	88	

Rebound Average

Rk	DI	Name (Class)	RPG	Yr.
1.	-	Al Skalecky (So.)	13.7	66
2.	-	Al Skalecky (Jr.)	13.6	67
3.	1.	Michael Cage (Fr.)	13.1	81
4.	2.	Michael Cage (Jr.)	12.64	83
4.	-	Al Skalecky (Sr.)	12.59	68
6.	3.	Michael Cage (Sr.)	12.57	84
7.	4.	Chris McMurray (Jr.)	12.50	72
8.	-	Tony Pinkins (Jr.)	11.9	56
9.	5.	•Marcus Slaughter (Jr.)	11.0	06
10.	-	Larry Meek (Sr.)	10.68	65
11.	-	Larry Meek (So.)	10.65	63
6.	Chris McMurray (Sr.)	10.1	73	
7.	•Aerick Sanders (Sr.)	9.83	04	
8.	Steve Malovic (Sr.)	9.81	79	
9.	Marty Dow (Sr.)	9.4	91	
10.	Will Connelly (So.)	9.19	75	
11.	Joel Kramer (Jr.)	9.18	77	
12.	Steve Copp (Jr.)	9.15	75	
13.	Joel Kramer (Sr.)	9.11	78	
14.	•Randy Holcomb (Sr.)	8.97	02	
15.	•Marcus Slaughter (So.)	8.96	05	
16.	Will Connelly (Jr.)	8.90	76	
17.	Eddy Gordon (Fr.)	8.85	80	
18.	Michael Cage (So.)	8.83	82	
19.	Gary Schneider (Sr.)	8.80	71	
20.	Larry Jones (Jr.)	8.7	72	
21.	Steve Copp (Sr.)	8.6	76	
22.	Steffond Johnson (Sr.)	8.41	86	
23.	Roy Kruiiswyk (Sr.)	8.39	98	
24.	Joe McNaull (Jr.)	8.2	93	
25.	Leonard Allen (Sr.)	8.1	85	

Assists

<i>in existence since 1972-73 season</i>				
Rk	DI	Name (Class)	Asts.	Yr.
1.	-	Tony Gwynn (Jr.)	221	80
2.	-	Keith Smith (Jr.)	212	82
3.	-	Dean Decker (Sr.)	176	78
4.	-	•Wesley Stokes (Jr.)	175	04
5.	-	Creon Dorsey (Jr.)	171	85
6.	-	Tony Gwynn (Sr.)	164	81
7.	-	Ray Leary (Sr.)	163	76
8.	-	Tony Gwynn (So.)	153	79

9.	-	Raymond King (Fr.)	150	96
10.	-	Richie Williams (So.)	149	07
11.	-	Bryan Williams (Jr.)	148	88
12.	-	Arthur Massey (Sr.)	139	91
13.	-	Keith Smith (Sr.)	137	83
14.	-	Jeff Konek (Jr.)	132	84
15.	-	Dean Decker (Jr.)	131	77
16.	-	•Richie Williams (Fr.)	127	06
17.	-	Michael Best (Sr.)	125	90
18.	-	•Deandre Moore (So.)	124	03
19.	-	•Deandre Moore (Sr.)	122	01
19.	-	Chad Nelson (Jr.)	122	96
21.	-	Mike Dodd (Sr.)	121	79
22.	-	Mike Delsman (Fr.)	120	74
23.	-	Mike Delsman (Sr.)	118	77
24.	-	•Brandon Heath (Jr.)	114	06
25.	-	Virgil Smith (Jr.)	113	92
25.	-	Michael Best (Jr.)	113	89

Assist Average

<i>in existence since 1972-73 season</i>				
Rk	DI	Name (Class)	APG	Yr.
1.	-	Tony Gwynn (Jr.)	8.2	80
2.	-	Keith Smith (Jr.)	7.3	82
3.	-	Tony Gwynn (Sr.)	6.31	81
4.	-	Dean Decker (Sr.)	6.28	78
5.	-	•Wesley Stokes (Jr.)	5.8	04
6.	-	Keith Smith (Sr.)	5.71	83
7.	-	Tony Gwynn (So.)	5.67	79
8.	-	Ray Leary (Sr.)	5.6	76
9.	-	Creon Dorsey (Jr.)	5.5	85
10.	-	Bryan Williams (Jr.)	5.8	88

Field Goals

Rk	DI	Name (Class)	FG	Yr.
1.	1.	Michael Cage (Sr.)	250	84
2.	2.	Anthony Watson (Sr.)	246	86
3.	3.	Kim Goetz (Sr.)	229	79
4.	4.	Anthony Watson (Jr.)	222	85
5.	5.	•Brandon Heath (Sr.)	220	07
5.	5.	•Randy Holcomb (Sr.)	220	02
7.	7.	Marty Dow (Sr.)	207	91
8.	7.	Steve Copp (Sr.)	207	76
9.	9.	Kim Goetz (Jr.)	206	78
10.	10.	•Brandon Heath (Jr.)	204	06
11.	11.	Shawn Jamison (Jr.)	203	90
12.	12.	•Aerick Sanders (Sr.)	200	04
13.	13.	Will Connelly (So.)	196	75
14.	14.	Steve Malovic (Sr.)	192	79
15.	15.	Michael Cage (Jr.)	191	83
16.	16.	Will Connelly (Jr.)	187	76
17.	17.	•Tony Bland (Jr.)	185	02
18.	18.	Zach Jones (Jr.)	183	81
19.	19.	•Tony Bland (Sr.)	180	03
20.	20.	•Mohamed Abukar	179	07
20.	20.	Jimmy Harris (Sr.)	179	72
22.	22.	Chris McMurray (Jr.)	177	72
23.	23.	•Brandon Heath (So.)	176	05
24.	24.	Brian Frishman (Sr.)	173	77
25.	25.	•Al Faux (Sr.)	171	02
26.	26.	•Marcus Slaughter (So.)	165	05

Field Goal Attempts

DI	Name (Class)	FGA	Yr.
1.	Anthony Watson (Sr.)	520	86
2.	•Brandon Heath (Sr.)	517	07
3.	•Brandon Heath (Jr.)	481	06
4.	Anthony Watson (Jr.)	475	85
5.	Kim Goetz (Sr.)	451	79
6.	Michael Cage (Sr.)	445	84
7.	•Brandon Heath (So.)	432	05
8.	Chris McMurray (Jr.)	428	72
9.	•Randy Holcomb (Sr.)	426	02
10.	Steve Copp (Sr.)	417	76

11.	•Tony Bland (Jr.)	416	02
12.	Jimmy Harris (Sr.)	413	72
13.	Will Connelly (So.)	410	75
14.	Kim Goetz (Jr.)	401	78
15.	Will Connelly (Jr.)	397	76
16.	•Tony Bland (Sr.)	392	03
17.	Zach Jones (Jr.)	387	81
18.	•Randy Holcomb (Jr.)	386	01
19.	Matt Watts (Jr.)	381	98
20.	Brian Fishman (Sr.)	379	77
21.	•Mohamed Abukar (Sr.)	377	07
22.	•Brandon Heath (Fr.)	368	04
23.	Marc Carter (Sr.)	366	95
24.	•Al Faux (Sr.)	364	02
25.	Jason Richey (Jr.)	364	97
25.	Tony Ross (Fr.)	364	87

Field Goal Percentage

<i>min. 5 FGA per game</i>				
Rk	DI	Name (Class)	Pct.	Yr.
1.	-	Danny Newport (Fr.)	79.9	54
2.	1.	•Jerome Habel (Jr.)	60.6	07
3.	2.	Leon Carter (Sr.)	60.5	96
4.	3.	Leonard Allen (Sr.)	60.1	85
5.	4.	Kevin Betts (Sr.)	59.8	98
6.	5.	Mitch McMullen (Sr.)	58.0	89
7.	6.	Joe McNaull (So.)	57.9	92
8.	7.	Von Jacobsen (Sr.)	57.3	71
9.	8.	Marty Dow (Sr.)	57.2	91
10.	9.	Michael Cage (Jr.)	57.0	83
11.	10.	Kevin Betts (Jr.)	56.9	97
12.	11.	Shawn Jamison (Jr.)	56.23	90
13.	12.	Leonard Allen (So.)	56.20	83
13.	13.	Michael Cage (Sr.)	56.18	84
14.	14.	Steve Malovic (Jr.)	56.0	78
15.	15.	Michael Kennedy (Sr.)	55.93	85
16.	16.	Leonard Allen (Jr.)	55.88	84
17.	17.	Roy Kruiiswyk (Sr.)	55.84	98
18.	18.	Michael Cage (Fr.)	55.83	81
19.	19.	•Aerick Sanders (Sr.)	55.4	04
20.	20.	•Myron Epps (Jr.)	54.88	01
21.	21.	Steve Malovic (Sr.)	54.86	79
22.	22.	Rodney Hawkins (Sr.)	54.80	88
23.	23.	Mike Dodd (Jr.)	54.76	78
24.	24.	•Mike Mackell (Sr.)	54.5	03
25.	25.	Mitch McMullen (Jr.)	54.2	88

Three-Point Field Goals

<i>in existence since 1986-87 season</i>				
Rk	DI	Name (Class)	3FGs	Yr.
1.	-	Tony Ross (Fr.)	104	87
2.	-	Tony Ross (So.)	100	88
3.	-	•Brandon Heath (Jr.)	98	06
4.	4.	•Brandon Heath (Sr.)	84	07
5.	-	•John Sharper (Sr.)	79	06
6.	-	Jason Richey (Sr.)	72	98
7.	-	•Al Faux (Sr.)	66	02
7.	-	Tony Ross (Jr.)	66	89
9.	-	Jason Richey (Jr.)	64	97
10.	-	Michael Best (Sr.)	56	90
11.	-	Josko Visnjic (Jr.)	55	98
12.	-	Michael Best (Jr.)	51	89

SDSU Season Records, cont.

24. Josh Lowery (So.) 39 87

Three-Pt. Field Goal Atts.

in existence since 1986-87 season

Rk	Name (Class)	3FGA	Yr.
1.	•Brandon Heath (Jr.)	240	06
2.	•Brandon Heath (Sr.)	235	07
3.	Tony Ross (Fr.)	223	87
4.	Tony Ross (So.)	213	88
5.	Jason Richey (Sr.)	202	98
6.	•John Sharper (Sr.)	188	06
7.	Josko Visnjic (Jr.)	179	98
7.	Jason Richey (Jr.)	179	97
9.	Michael Best (Sr.)	173	90
10.	•Al Faux (Sr.)	161	02
11.	•Brandon Heath (Fr.)	160	04
12.	Tony Ross (Jr.)	153	89
13.	Derric Croft (Jr.)	152	94
14.	•Brandon Heath (So.)	151	05
15.	•Wesley Stokes (Jr.)	138	04
16.	Arthur Massey (Sr.)	135	91
17.	Matt Watts (Jr.)	134	98
18.	Josh Lowery (So.)	133	87
19.	Tony Clark (So.)	119	92
19.	Michael Best (Jr.)	119	89
21.	•John Sharper (Jr.)	117	05
22.	•David Abramowitz (So.)	115	00
22.	Darryl Gaines (So.)	115	87
24.	•Steve Sir (Fr.)	114	03
25.	Chad Nelson (Jr.)	112	96

Three-Point Field Goal Pct.

min 20 3FGs; in existence since 1986-87 season

Rk	Name (Class)	Pct.	Yr.
1.	Jason Hamilton (Fr.)	50.0	93
2.	Tony Ross (So.)	46.9	88
3.	•Richie Williams (So.)	46.8	07
4.	Chad Nelson (Fr.)	46.7	94
5.	Tony Ross (Fr.)	46.6	87
6.	Tony Ross (Jr.)	43.1	89
7.	Michael Best (Jr.)	42.9	89
8.	•Al Faux (Jr.)	42.1	01
9.	•John Sharper (Sr.)	42.0	06
10.	•Al Faux (Sr.)	41.0	02
11.	•Brandon Heath (Jr.)	40.8	06
11.	Brady Trenkle (So.)	40.8	97
13.	•Steve Sir (Fr.)	40.4	03
14.	•John Sharper (So.)	40.0	04
15.	•Deandre Moore (Jr.)	39.0	02
16.	•John Sharper (Jr.)	36.8	05
17.	Paul Jarrett (Sr.)	36.63	96
18.	•David Abramowitz (Jr.)	36.59	01
19.	•Karlo Kovacic (Jr.)	36.5	01
20.	Chris Walters (Sr.)	35.82	94
21.	•Tony Bland (Jr.)	35.80	02
22.	Jason Richey (Jr.)	35.75	97
23.	•Brandon Heath (Sr.)	35.7	07
23.	•Chris Manker (Jr.)	35.7	04
23.	Chad Nelson (Jr.)	35.7	96
26.	Jason Richey (Sr.)	35.6	98
27.	Tony Clark (So.)	35.3	92

Free Throws

Rk	DI	Name (Class)	FT	Yr.
1.	-	Bob Brady (Jr.)	213	53
2.	1.	•Marcus Slaughter (Jr.)	192	06
3.	2.	Michael Cage (Sr.)	186	84
3.	-	Bernie Finlay (Sr.)	186	60
5.	-	Tony Pinkins (So.)	170	55
6.	3.	Michael Cage (Jr.)	165	83
6.	-	Tony Pinkins (Sr.)	165	57
8.	-	Tony Pinkins (Jr.)	150	56
9.	-	Bob Brady (Sr.)	145	54

10.	4.	Chad Nelson (Sr.)	142	97
11.	5.	•Marcus Slaughter (So.)	141	05
12.	6.	Anthony Watson (Sr.)	138	86
7.		Leonard Allen (Sr.)	137	85
8.		•Brandon Heath (So.)	132	05
9.		John Martens (Sr.)	130	86
10.		Jason Richey (Jr.)	122	97
10.		Chad Nelson (So.)	122	95
12.		•Tony Bland (Jr.)	120	02
13.		•Mohamed Abukar (Sr.)	115	07
14.		Shawn Jamison (Jr.)	114	90
15.		•Tony Bland (Sr.)	113	03
16.		•Mike Mackell (Sr.)	108	03
17.		Courtie Miller (Jr.)	107	93
17.		Will Connelly (Jr.)	107	76
19.		•Randy Holcomb (Sr.)	106	02
19.		Steve Copp (Sr.)	106	76
21.		•Myron Epps (So.)	104	00
21.		Mitch McMullen (Sr.)	104	89
23.		Mitch McMullen (Jr.)	103	88
24.		Kevin Betts (Sr.)	102	88
25.		•Brandon Heath (Jr.)	101	06
25.		Jeff Pete (Jr.)	101	72

Free Throw Attempts

DI	Name (Class)	FTA	Yr.
1.	•Marcus Slaughter (Jr.)	252	06
2.	Michael Cage (Sr.)	251	84
3.	Shawn Jamison (Jr.)	232	90
4.	Michael Cage (Jr.)	221	83
5.	Leonard Allen (Sr.)	204	85
6.	•Marcus Slaughter (So.)	202	05
7.	John Martens (Sr.)	183	86
8.	Anthony Watson (Sr.)	182	86
8.	Mitch McMullen (Jr.)	181	88
10.	Mitch McMullen (Sr.)	175	89
11.	•Myron Epps (So.)	172	00
12.	•Tony Bland (Sr.)	171	03
13.	•Tony Bland (Jr.)	169	04
14.	•Randy Holcomb (Sr.)	167	02
15.	Chad Nelson (Sr.)	166	97
16.	•Mike Mackell (Sr.)	164	03
17.	•Brandon Heath (So.)	161	05
18.	Steve Copp (Sr.)	160	76
19.	Jason Richey (Jr.)	159	97
19.	Will Connelly (So.)	159	75
21.	Chad Nelson (So.)	157	95
22.	Will Connelly (Jr.)	153	76
23.	Jeff Pete (Jr.)	149	72
24.	Keith Smith (Jr.)	148	82
25.	Myron Epps (So.)	147	99

Free Throw Percentage

Rk	DI	Name (Class)	Pct.	Yr.
1.	1.	Kim Goetz (Sr.)	90.2	79
2.	2.	Jason Richey (Sr.)	85.7	98
3.	3.	Chad Nelson (Sr.)	85.5	97
4.	4.	Gary Schneider (Sr.)	85.2	71
5.	5.	•Brandon Heath (Jr.)	84.9	06
6.	6.	•Mohamed Abukar (Sr.)	83.9	07
7.	7.	Steve Malovic (Sr.)	83.7	79
8.	-	Mike Spilger (Sr.)	83.3	70
8.	-	Bob Brady (Sr.)	83.3	54
10.	-	Bernie Finlay (So.)	82.6	59
11.	8.	•Brandon Heath (So.)	82.0	05
12.	9.	Courtie Miller (Jr.)	81.7	93
13.	10.	Mark Delsman (Sr.)	81.3	77
11.		Courtie Miller (Sr.)	81.1	94
12.		Steve Malovic (Jr.)	81.1	78
13.		Chad Nelson (Jr.)	79.8	96
14.		Tony Gwynn (Jr.)	79.0	80
15.		Jimmy Wilkins (Jr.)	78.5	71
16.		Chris McMurray (Jr.)	78.4	72
17.		Anthony Watson (Jr.)	78.1	85

17.	Pete Geoff (Sr.)	78.1	73
19.	Joel Kramer (Sr.)	77.9	78
20.	Leon Carter (Sr.)	77.8	96
21.	Chad Nelson (So.)	77.7	95
21.	Jeff Pete (So.)	77.7	71
23.	Arthur Massey (Sr.)	77.5	91
24.	Jimmy Harris (Sr.)	77.2	72
25.	Jason Richey (Jr.)	76.7	97

nr.	•Brandon Heath (Sr.)	75.4	07

Blocks

Rk	Name (Class)	Blks.	Yr.
1.	Leonard Allen (Sr.)	82	85
2.	Michael Cage (Sr.)	47	84
3.	Marty Dow (Sr.)	46	91
3.	Leonard Allen (Jr.)	46	84
5.	Leonard Allen (Fr.)	45	82
6.	Eddy Gordon (Fr.)	43	80
7.	•Jerome Habel (Jr.)	41	07
7.	Joe McNaull (Jr.)	41	93
7.	Joe McNaull (So.)	41	92
7.	Leonard Allen (So.)	41	83
11.	•Lorenzo Wade (So.)	36	07
11.	•Aerick Sanders (Sr.)	36	04

Steals

Rk	Name (Class)	Stls.	Yr.
1.	Anthony Watson (Jr.)	74	85
2.	•Richie Williams (So.)	66	07
3.	Matt Watts (Sr.)	65	99
3.	Michael Best (Sr.)	65	90
5.	•Brandon Heath (So.)	63	05
5.	Raymond King (Fr.)	63	96
5.	Creon Dorsey (Jr.)	63	85
8.	•Brandon Heath (Sr.)	62	07
9.	•Lorenzo Wade (So.)	61	07
9.	Matt Watts (Jr.)	61	98
9.	Michael Best (Jr.)	61	89
12.	Tony Gwynn (So.)	59	79
13.	•Richie Williams (Fr.)	58	06
13.	Chad Nelson (Sr.)	58	97

Minutes Played

Rk	Name (Class)	Min.	Yr.
1.	•Brandon Heath (Sr.)	1,183	07
2.	•Brandon Heath (Jr.)	1,164	06
3.	•Tony Bland (Jr.)	1,140	02
4.	•Richie Williams (So.)	1,088	07
5.	Michael Cage (Sr.)	1,085	84
6.	Shawn Jamison (Jr.)	1,082	90
7.	Michael Cage (So.)	1,076	82
8.	Michael Cage (Jr.)	1,070	83
9.	•Randy Holcomb (Sr.)	1,067	02
10.	Chad Nelson (So.)	1,044	95
11.	•Tony Bland (Sr.)	1,042	03
12.	Michael Cage (Fr.)	1,031	81
13.	Marty Dow (Sr.)	1,030	91
14.	•Mohamed Abukar (Sr.)	1,026	07
15.	•Aerick Sanders (Sr.)	1,025	04
16.	Chad Nelson (Jr.)	1,019	96
17.	Rodney Hawkins (Sr.)	1,017	88
18.	Raymond King (Fr.)	1,016	96
19.	•Wesley Stokes (Jr.)	1,014	04
20.	•Lorenzo Wade (So.)	1,005	07
21.	Bryan Williams (Jr.)	1,000	88
21.	Leonard Allen (Sr.)	1,000	85
23.	•Brandon Heath (So.)	997	05
23.	Matt Watts (Jr.)	997	98
25.	Roy Kruiswyk (Sr.)	993	98
26.	Tony Ross (So.)	987	88

27.	•Marcus Slaughter (Jr.)	982	06
28.	Arthur Massey (Sr.)	974	91

Efficiency Points

Rk	Name (Class)	Pts.	Yr.
<i>since 1978-79 season</i>			
1.	Michael Cage (Sr.)	820	84
2.	Michael Cage (Jr.)	717	83
3.	•Marcus Slaughter (Jr.)	643	06
4.	•Aerick Sanders (Sr.)	634	04
5.	Steve Malovic (Sr.)	620	79
6.	Marty Dow (Sr.)	589	91
7.	•Randy Holcomb (Sr.)	584	02
7.	Leonard Allen (Sr.)	584	85
9.	Michael Cage (Fr.)	537	81
10.	Anthony Watson (Sr.)	527	86
11.	Leon Carter (Sr.)	504	96
12.	Rodney Hawkins (Sr.)	503	98
13.	•Brandon Heath (Sr.)	495	07
14.	•Marcus Slaughter (So.)	492	05
15.	Kim Goetz (Sr.)	474	79
16.	•Brandon Heath (Jr.)	468	06
17.	Anthony Watson (Jr.)	465	85
18.	•Mohamed Abukar (Sr.)	464	07
19.	Michael Cage (So.)	460	82
20.	Eddy Gordon (Fr.)	453	80
21.	Mitch McMullen (Sr.)	450	89
22.	Joe McNaull (So.)	446	92
23.	Paul Jarrett (Sr.)	444	96
24.	Shawn Jamison (Jr.)	441	90
25.	•Lorenzo Wade (So.)	433	07
25.	Arthur Massey (Sr.)	433	91
27.	•Tony Bland (Jr.)	432	02
28.	•Brandon Heath (So.)	417	05

Efficiency Average

Rk	Name (Class)	EPG	Yr.
<i>since 1978-79 season</i>			
1.	Michael Cage (Sr.)	29.29	84
2.	Michael Cage (Jr.)	25.61	83
3.	Steve Malovic (Sr.)	22.96	79
4.	•Marcus Slaughter (Jr.)	21.43	06
5.	•Aerick Sanders (Sr.)	21.13	04
6.	Marty Dow (Sr.)	20.31	91
7.	Michael Cage (Fr.)	19.89	81
8.	Leonard Allen (Sr.)	18.84	85
9.	Anthony Watson (Sr.)	18.82	86
10.	Kim Goetz (Sr.)	18.23	79
11.	•Marcus Slaughter (So.)	18.22	05
12.	•Randy Holcomb (Sr.)	17.70	02
13.	Leon Carter (Sr.)	17.38	96
14.	Rodney Hawkins (Sr.)	17.34	88
15.	Eddy Gordon (Fr.)	16.78	80
16.	Joe McNaull (So.)	15.93	92
17.	Michael Cage (So.)	15.86	82
18.	Carlus Groves (Sr.)	15.68	94
19.	Mitch McMullen (Sr.)	15.52	89
20.	•Brandon Heath (Sr.)	15.47	07
21.	Arthur Massey (Sr.)	15.46	91
22.	Paul Jarrett (Sr.)	15.31	96
23.	Jason Richey (Jr.)	15.11	97
24.	Anthony Watson (Jr.)	15.00	85
25.	•Mohamed Abukar (Sr.)	14.97	07
26.	Chad Nelson (Sr.)	14.85	97
27.	Tony Gwynn (Jr.)	14.52	80

Pts.-Rebs.-Assists (PRA)

Rk	Name (Class)	PRA	Yr.
<i>since 1972-73 season</i>			
1.	Michael Cage (Sr.)	1,050	84
2.	Michael Cage (Jr.)	932	83
3.	•Randy Holcomb (Sr.)	911	02
4.	•Marcus Slaughter (Jr.)	879	06
5.	Anthony Watson (Sr.)	868	86

SDSU Season Records, cont.

8.	•Brandon Heath (Sr.)	862	07
6.	•Brandon Heath (Jr.)	832	06
6.	Steve Copp (Sr.)	832	76
7.	•Aerick Sanders (Sr.)	808	04
9.	Steve Malovic (Sr.)	793	79
10.	Marty Dow (Sr.)	786	91
11.	Will Connelly (Jr.)	771	76
12.	•Tony Bland (Jr.)	762	02
13.	Shawn Jamison (Jr.)	759	90
14.	•Marcus Slaughter (So.)	757	05
15.	Anthony Watson (Jr.)	751	85
16.	Will Connelly (So.)	743	75
17.	•Brandon Heath (So.)	740	05
18.	•Mohamed Abukar (Sr.)	719	07
19.	Leonard Allen (Sr.)	713	85
20.	•Tony Bland (Sr.)	698	03
21.	Kim Goetz (Sr.)	696	79
22.	Joel Kramer (Sr.)	691	78
23.	Jason Richey (Jr.)	688	97
24.	Steve Copp (Jr.)	678	75
25.	Arthur Massey (Sr.)	672	91
26.	•Randy Holcomb (Jr.)	669	01
	•Chris Walton (So.)	21	02
	Jeff Konek (Sr.)	21	85
	Gerald Murray (So.)	21	85
	John Garwood (Sr.)	21	82
	Keith Smith (Jr.)	21	82

PRA Average

since 1972-73 season

Rk	Name (Class)	PRAPG	Yr.
1.	Michael Cage (Sr.)	37.50	84
2.	Michael Cage (Jr.)	33.29	83
3.	Anthony Watson (Sr.)	31.00	86
4.	Steve Malovic (Sr.)	29.37	79
5.	•Marcus Slaughter (Jr.)	29.30	06
6.	Steve Copp (Sr.)	28.69	76
7.	Chris McMurray (Jr.)	28.64	72
8.	•Marcus Slaughter (So.)	28.04	05
9.	•Randy Holcomb (Sr.)	27.61	02
10.	Will Connelly (So.)	27.52	75
11.	Marty Dow (Sr.)	27.10	91
12.	•Brandon Heath (Sr.)	26.94	07
13.	•Aerick Sanders (Sr.)	26.93	04
14.	Kim Goetz (Sr.)	26.77	79
15.	Will Connelly (Jr.)	26.59	76
16.	Carlus Groves (Sr.)	25.95	94
17.	•Brandon Heath (So.)	25.52	05
18.	Jason Richey (Jr.)	25.48	97
19.	•Brandon Heath (Jr.)	25.21	06
20.	Steve Copp (Jr.)	25.11	75
21.	Steffond Johnson (Sr.)	24.76	86
22.	Joel Kramer (Sr.)	24.68	78
23.	Shawn Jamison (Jr.)	24.484	90
24.	Michael Cage (Fr.)	24.481	81
25.	Jason Richey (Sr.)	24.360	98
26.	Chris McMurray (Sr.)	24.357	73

Victories

DI	Name (Class)	Wins	Yr.
1.	•Brandon Heath (Jr.)	24	06
	•John Sharper (Sr.)	24	06
	•Richie Williams (Fr.)	24	06
4.	•Mohamed Camara (Sr.)	23	06
	Leonard Allen (Sr.)	23	85
	Creon Dorsey (Jr.)	23	85
	Andre Ross (Sr.)	23	85
	Anthony Watson (Jr.)	23	85
	Michael Kennedy (Sr.)	23	85
10.	•Mohamed Abukar (Sr.)	22	07
	•Brandon Heath (Sr.)	22	07
	•Lorenzo Wade (So.)	22	07
	•Richie Williams (So.)	22	07
	•Marcus Slaughter (Jr.)	22	06
	•Trimaine Davis (Sr.)	22	06
16.	•Tony Bland (Jr.)	21	02
	•Randy Holcomb (Sr.)	21	02
	•Mike Mackell (Jr.)	21	02
	•Deandre Moore (Jr.)	21	02
	•Aerick Sanders (So.)	21	02

Cox Arena Records

Team Single-Game

Points

Most Points

- ▶ 119 vs. Campbell (119-82), Dec. 12, 2006
103 vs. Southern Cal College (103-49), Dec. 2, 1998
98 vs. UC San Diego (98-53), Nov. 27, 2001
94 vs. Fresno State (94-97), Jan. 31, 1998
93 vs. Fresno State (93-78), Dec. 8, 2001
91 vs. Wyoming (91-72), March 1, 2006
91 vs. UNLV (91-93, ot), Feb. 12, 2005
91 vs. Florida Atlantic (91-75), Dec. 28, 2002
Opp.: 105 by TCU (61-105), Jan. 17, 1998
NCAA: 90 by Alabama (90-85 Marquette), March 16, 2006

Most Points/Both Teams

- ▶ 201 vs. Campbell (119-82), Dec. 12, 2006
191 vs. Fresno State (94-97), Jan. 31, 1998
184 vs. UNLV (91-93, ot), Feb. 12, 2005
179 vs. Fresno State (84-95), Dec. 25, 1999
177 vs. Troy State (84-93), Nov. 30, 2003
173 vs. Washington (81-92), Dec. 27, 2003
173 vs. Wyoming (85-88), Jan. 21, 2002
NCAA: 175 by Alabama (90)/Marquette (85), March 16, 2006

Fewest Points Game

- ▶ 41 vs. Utah (41-61), Feb. 5, 2005
42 vs. Stanford (42-63), Dec. 16, 1997
43 vs. Air Force (43-57), Jan. 31, 2004
46 vs. Colorado State (46-74), Feb. 12, 2000
48 vs. Arizona (48-69), Dec. 9, 2006
49 vs. Washington State (49-60), Dec. 10, 2005
49 vs. Air Force (49-47), March 2, 2002
▶ Opp.: 41 by Air Force, Feb. 6, 2007 (62-41)
NCAA: 43 by Kent State (Cincinnati 66-43), March 17, 2001

Fewest Points/Both Teams

- ▶ 96 vs. Air Force (49-47), March 2, 2002
100 vs. Air Force (43-57), Jan. 31, 2004
102 vs. Utah (41-61), Feb. 5, 2005
103 vs. Air Force (62-41), Feb. 6, 2007
103 vs. UMBC (58-45), Dec. 20, 2005
103 vs. San Diego (52-51), Dec. 19, 1998
NCAA: 109 by Cincinnati (66)/Kent State (43), March 17, 2001

Fewest Points Allowed

- ▶ 41 vs. Air Force (62-41), Feb. 6, 2007
43 vs. Air Force (67-43), Jan. 20, 2001
44 vs. Long Beach State (74-44), Nov. 21, 2003
45 vs. UMBC (58-45), Dec. 20, 2005
45 vs. UC Riverside (79-45), Nov. 21, 2006
47 vs. Air Force (49-47), March 2, 2002
48 vs. UC San Diego (80-48), Nov. 18, 2000
48 vs. UC San Diego (84-48), Nov. 15, 2006
▶ Opp.: 41 by Utah (41-61), Feb. 5, 2005
NCAA: 43 by Cincinnati (66-43 Kent State), March 17, 2001

Most Points Allowed

- ▶ 105 vs. TCU (61-105), Jan. 17, 1998
97 vs. Fresno State (94-97), Jan. 31, 1998

- 95 vs. Fresno State (84-95), Feb. 25, 1999
93 vs. UNLV (91-93, ot), Feb. 12, 2005
89 vs. Arizona (81-89), Dec. 7, 2002
Opp.: 103 by So. Cal College (103-49), Jan. 17, 1998
NCAA: 90 by Marquette (Alabama 90-85), March 16, 2001

Largest Margin of Victory

- ▶ 54 vs. Southern Cal College (103-49), Dec. 2, 1998
45 vs. UC San Diego (98-53), Nov. 27, 2001
37 vs. Campbell (119-82), Dec. 12, 2006
36 vs. UC San Diego (84-48), Nov. 15, 2006
35 vs. UC San Diego (86-51), Nov. 27, 2004
Opp.: 44 by TCU (61-105), Jan. 17, 1998
NCAA: 34 by UCLA (78-44 Belmont), March 16, 2006

Largest Margin of Defeat

- ▶ 44 vs. TCU (61-105), Jan. 17, 1998
33 vs. Southern California (54-87), Dec. 20, 1999
28 vs. Colorado State (46-74), Feb. 12, 2000
26 vs. Utah (53-79), Jan. 16, 1999
25 vs. New Mexico (60-85), Feb. 8, 1999

Rebounding

Game

- 49 vs. Florida Atlantic, Nov. 30, 2000
47 vs. Pt. Loma Nazarene, Dec. 3, 2005
46 vs. UC San Diego, Dec. 6, 2003
46 vs. IPFW, Jan 2, 2002
45 vs. Cal State Fullerton, Dec. 21, 2004
45 vs. Cal Poly, Dec. 18, 2003
45 vs. Cal State Northridge, Dec 1, 2001
▶ Opp.: 50 by San Diego (52-55), Dec. 9, 2000
NCAA: 45 by UCLA (78-44 Belmont), March 16, 2006

Margin

- ▶ +21 (41-20) vs. Monmouth, Nov. 22, 2004
▶ +21 (46-25) vs. UC San Diego, Dec. 6, 2003
▶ +21 (45-24) vs. Cal State Northridge, Dec. 1, 2001
+20 (44-24) vs. Southern Cal College, Dec. 2, 1998
+18 (47-31) vs. Pt. Loma Nazarene, Dec. 3, 2005
▶ Opp.: +21 (22-43) by Hawai'i (78-72), Feb. 20, 1999
▶ NCAA: +21 (42-21) by Cincinnati (66-43 Kent State), March 17, 2001

Field Goal Shooting

Most Field Goals

- ▶ 48 vs. Campbell, Dec. 12, 2006
40 vs. UC San Diego, Nov. 27, 2001
38 vs. Southern Cal College, Dec. 2, 1998
37 vs. Cal Poly, Dec. 18, 2003
36 vs. Fresno State, Jan. 31, 1998
34 vs. South Dakota State, March 3, 2006
34 vs. New Mexico, Feb. 24, 2003
34 vs. Eastern Washington, Dec. 20, 2001
Opp.: 41 by TCU (61-105), Jan. 17, 1998
NCAA: 32 by Marquette (Alabama 90-85), March 16, 2006

Most Field Goals Attempted

- ▶ 83 vs. Wyoming, Jan. 21, 2002
75 vs. Cal Poly, Dec. 18, 2003
73 vs. Arizona, Dec. 7, 2002

- 70 vs. Norfolk State, Nov. 21, 2002
70 vs. Nevada, Nov. 14, 1998
Opp.: 75 by TCU (61-105), Jan. 17, 1998 and Campbell (119-82), Dec. 12, 2006
NCAA: 66 by Kent State (77-73 Indiana), March 15, 2001

Highest Field Goal Percentage

- ▶ 69.6 (48-of-69) vs. Campbell, Dec. 12, 2006
67.8 (40-of-59) vs. UC San Diego, Nov. 27, 2001
64.0 (32-of-50) vs. Oklahoma State, Dec. 30, 2000
62.3 (38-of-61) vs. Southern Cal College, Dec. 2, 1998
61.4 (27-of-44) vs. Air Force, Feb. 22, 2003
Opp.: 57.9 (20-of-38) by San Diego (51-52), Dec. 19, 1998
NCAA: 58.0 (29-of-50) by Illinois (Air Force 78-69), March 16, 2006

Free Throw Shooting

Most Free Throws Made

- ▶ 33 vs. UNLV, Feb. 12, 2005
▶ 33 vs. Cal State Northridge, Dec. 1, 2001
▶ 33 vs. Rice, Dec. 21, 1998
31 vs. Wyoming, March 1, 2006
31 vs. UNLV, Jan. 14, 2006
27 vs. IPFW, Jan. 2, 2002
Opp.: 26 by Brigham Young (69-80), Jan. 20, 2003
NCAA: 31 by Stanford (90-83 St. Joseph's), March 17, 2001

Most Free Throws Attempted

- ▶ 44 vs. Cal State Northridge, Dec. 1, 2001
40 vs. UNLV, Feb. 12, 2005
39 vs. Wyoming, March 1, 2006
39 vs. Florida Atlantic, Dec. 28, 2002
39 vs. IPFW, Jan. 2, 2002
39 vs. Rice, Feb. 21, 1998
Opp.: 34 by Brigham Young (69-80), Jan. 20, 2003
NCAA: 39 by Washington (67-64 Illinois), March 18, 2006

Highest Free Throw Percentage

- 93.8 (15-of-16) vs. Brigham Young, Feb. 12, 2001
92.9 (13-of-14) vs. Campbell, Dec. 12, 2006
92.3 (24-of-26), vs. Pt. Loma Nazarene, Dec. 3, 2005
90.0 (18-of-20) vs. Wyoming, Jan. 3, 2007
90.0 (9-of-10) vs. High Point, Jan. 2, 2000
▶ Opp.: 95.0 (19-of-20) by Brigham Young (66-69), Feb. 12, 2001
NCAA: 85.7 (12-of-14) by Illinois (78-69 Air Force), March 16, 2006

Three-Point Field Goals

Most Three-Point Field Goals

- 16 vs. UC San Diego, Dec. 2, 2002
14 vs. South Dakota State, March 3, 2006
13 vs. UNLV, Feb. 24, 2001
13 vs. Oklahoma State, Dec. 30, 2000
11 vs. Norfolk State, Nov. 21, 2001
11 vs. Southwest Texas, Nov. 26, 1997
▶ Opp.: 19 by Troy State (93-84), Nov. 30, 2003
NCAA: 13 by Air Force (78-69 Illinois), March 16, 2006

Cox Arena Records, cont.

Most Three-Point Field Goals Attempted

- 33 vs. UC San Diego, Dec. 2, 2002
- 28 vs. Long Beach State, Nov. 21, 2003
- 27 vs. South Dakota State, March 3, 2006
- 27 vs. Norfolk State, Nov. 21, 2001
- 27 vs. Fresno State, Jan. 31, 1998
- 27 vs. Brigham Young, Nov. 14, 1997
- ▶ Opp.: 40 by Troy State (93-84), Nov. 30, 2003
- NCAA: 27 by Washington (75-61 Utah State), March 16, 2006, and by Air Force (78-69 Illinois), March 16, 2006

Highest Three-Point FG Percentage

- ▶ 81.8 (9-of-11) vs. UC San Diego, Nov. 15, 2006
- 69.2 (9-of-13) vs. New Mexico, Jan. 25, 2006
- 61.9 (13-of-21) vs. Oklahoma State, Dec. 30, 2000
- 60.0 (3-of-5) vs. Air Force, Feb. 22, 2003
- 56.3 (9-of-16) vs. Southern Cal College, Dec. 2, 1998
- Opp.: 61.5 (8-of-13) by UNLV (64-79), Feb. 11, 2003
- NCAA: 57.9 (11-of-19) by Cincinnati (84-59 Brigham Young), March 15, 2001

Other Statistics

Most Assists

- ▶ 33 vs. Campbell, Dec. 12, 2006
- 26 vs. South Dakota State, March 3, 2006
- 26 vs. UC San Diego, Nov. 27, 2001
- Opp.: 24 by Washington, Dec. 27, 2003
- NCAA: 20 by UCLA (78-44 Belmont), March 16, 2006

Most Steals

- 16 vs. Southern Cal College, Dec. 2, 1998
- ▶ Opp.: 17 by Southern California, Dec. 20, 1999
- NCAA: 12 by Kent State (Cincinnati 66-43), March 17, 2001

Most Turnovers

- 28 vs. UNLV, Jan. 26, 2002
- ▶ Opp.: 29 by Hawai'i, Feb. 20, 1999
- NCAA: 22 by Utah State (Washington 75-61), March 16, 2006, and by UNCG (Stanford 89-60), March 15, 2001

Fewest Turnovers

- ▶ 7 vs. UNLV, (67-52), Feb. 13, 2007, vs. Colorado State (84-77), Jan. 24, 2005, vs. Brigham Young (65-61), Jan. 12, 2004, vs. Iowa State (86-76), Jan. 3, 2004, Brigham Young (77-73), Feb. 11, 2002
- Opp.: 9 - four times (last: Utah, Feb. 5, 2005)
- NCAA: 7 by Washington (Utah State 75-61), March 16, 2006

Most Blocked Shots

- ▶ 11 vs. Wyoming (85-88), Jan. 21, 2002
- ▶ Opp.: 11 by Colorado State, Feb. 1, 2003
- NCAA: 6 - two times

Individual Single-Game

Points

- 34, Aerick Sanders vs. Portland, Dec. 31, 2003
- 33, Tony Bland vs. Houston, Jan. 29, 2002
- 31, Evan Burns vs. New Mexico, Feb. 24, 2003
- 30, Brandon Heath vs. Brigham Young, Feb. 24, 2007
- 29, Brandon Heath vs. UNLV, Feb. 12, 2005
- 29, Brandon Heath vs. Wyoming, Jan. 22, 2005
- 29, Tony Bland vs. LMU, Jan. 3, 2003

- ▶ Opp.: 43, Ruben Douglas, New Mexico, Feb. 24, 2003
- NCAA: 37, Marvin O'Connor, St. Joseph's vs. Stanford, March 17, 2001

Field Goals Made

- 13, Aerick Sanders vs. Portland, Dec. 31, 2003
- 12, Brandon Heath vs. Brigham Young, Feb. 24, 2007
- 12, Brandon Heath vs. Wyoming, Jan. 22, 2005
- 12, Evan Burns vs. New Mexico, Feb. 24, 2003
- 12, Tony Bland vs. Houston, Jan. 29, 2002
- 11, Mohamed Abukar vs. Brigham Young, Feb. 24, 2007
- 11, Aerick Sanders vs. E. Washington, Dec. 20, 2003
- 11, Tony Bland vs. Air Force, Feb. 22, 2003
- 11, Myron Epps vs. Air Force, Jan. 20, 2000
- 11, Matt Watts vs. Nevada, Nov. 14, 1998
- ▶ Opp.: 15, Courtney Alexander, Fresno State, Feb. 25, 1999
- ▶ NCAA: 15, Marvin O'Connor, St. Joseph's vs. Stanford, March 17, 2001

Field Goals Attempted

- 24, Randy Holcomb vs. Florida Atl., Nov. 30, 2000
- 23, Brandon Heath vs. Wyoming, Jan. 22, 2005
- 22, Brandon Heath vs. Wyoming, Jan. 3, 2007
- 22, Brandon Heath vs. UCSB, Nov. 19, 2004
- 22, Randy Holcomb vs. ASU, Dec. 16, 2000
- 22, Matt Watts vs. Southern California, Nov. 29, 1997
- ▶ Opp.: 26, Ruben Douglas, New Mexico, Feb. 24, 2003
- NCAA: 21, Kirk Haston, Indiana vs. Kent State, March 15, 2001

Field Goal Percentage (Min 6 FGM)

- ▶ 100.0 (11-11), Aerick Sanders vs. Eastern Washington, Dec. 20, 2003
- 100.0 (6-6), Kyle Spain vs. UC Riverside, Nov. 21, 2006
- 100.0 (6-6), Mike Mackell vs. CSU, Jan. 19, 2002
- 90.9 (10-11), Jerome Habel vs. California, Nov. 18, 2006
- 90.9 (10-11), Chris Walton vs. CSU, Jan. 24, 2005
- 90.9 (10-11), Aerick Sanders vs. UNLV, Jan. 17, 2004
- 90.0 (9-10), Aerick Sanders vs. Cal Poly, Dec. 18, 2003
- 90.0 (9-10), Al Faux vs. Oklahoma State, Dec. 30, 2000
- NCAA: 88.9 (8-9), Jamaal Davis, Cincinnati vs. Kent State, March 17, 2001

Free Throws Made

- ▶ 17, Brandon Heath vs. UNLV, Feb. 12, 2005
- 12, Marcus Slaughter vs. UNLV, Jan. 14, 2006
- 12, Marcus Slaughter vs. Washington State, Dec. 10, 2005
- 12, Matt Thomas vs. Air Force, Feb. 28, 2005
- 12, Marcus Slaughter vs. UCSB, Nov. 19, 2004
- Opp.: 15, Ruben Douglas, New Mexico, Feb. 24, 2003
- NCAA: 11, Brandon Roy, Washington vs. Illinois, March 18, 2006

Free Throws Attempted

- ▶ 17, Brandon Heath vs. UNLV, Feb. 12, 2004
- 15, Marcus Slaughter vs. Washington State, Dec. 10, 2005
- 14, Marcus Slaughter vs. UNLV, Jan. 14, 2006
- 14, Marcus Slaughter vs. Saint Mary's, Dec. 14, 2004
- 14, Marcus Slaughter vs. Monmouth, Nov. 22, 2004

- 14, Marcus Slaughter vs. UCSB, Nov. 19, 2004
- 14, Tony Bland vs. San Diego, Jan. 8, 2003
- 14, Vincent Okotie vs. Long Beach St., Nov. 28, 1998
- Opp.: 16, Ruben Douglas, New Mexico, Feb. 24, 2003
- NCAA: 14, Brandon Roy, Washington vs. Illinois, March 18, 2006

Free Throw Percentage (Min. 7 FTA)

- ▶ 100.0 (17-17), Brandon Heath vs. UNLV, Feb. 12, 2005
- 100.0 (9-9), Marcus Slaughter vs. PLNU, Dec. 3, 2005
- 100.0 (8-8), Mohamed Abukar vs. Wyoming, Jan. 2, 2007
- 100.0 (8-8), Kyle Spain vs. Wyoming, March 1, 2006
- 100.0 (8-8), Brandon Heath vs. PLNU, Dec. 3, 2005
- 100.0 (8-8), Brandon Heath vs. Monmouth, Nov. 22, 2004
- 100.0 (8-8), D. Abramowitz vs. CSU, Mar. 3, 2001
- 100.0 (8-8), Marcelo Correa vs. BYU, Feb. 12, 2001
- 100.0 (8-8), Josko Visnjic vs. USC, Nov. 29, 1997
- 100.0 (7-7), Richie Williams vs. Campbell, Dec. 12, 2006
- 100.0 (7-7), Brandon Heath vs. BYU, Jan. 21, 2006
- Opp.: 100.0 (8-8), Nick Valdez, Texas Tech, Jan. 6, 2003
- NCAA: 100.0 (7-7), Tony Akins, Georgia Tech vs. St. Joseph's, March 15, 2001

Three-Point Field Goals Made

- ▶ 8, John Sharper vs. South Dakota State, March 3, 2006
- 7, Al Faux vs. Oklahoma State, Dec. 30, 2000
- 6, Brandon Heath vs. TCU, Feb. 18, 2006
- 6, Steve Sir vs. UC San Diego, Dec. 2, 2002
- 6, Jason Richey vs. SMU, Jan. 15, 1998
- 6, Josko Visnjic vs. Southwest Texas, Nov. 26, 1997
- Opp.: 7, Jermaine Lewis, UNLV, Feb. 11, 2003 and Adam Spanich, USC, Nov. 29, 1997
- NCAA: 8, Jean Felix, Alabama vs. Marquette, March 16, 2006

Three-Point Field Goals Attempted

- 14, Jason Richey vs. BYU, Nov. 14, 1997
- 13, Josko Visnjic vs. Fresno State, Jan. 31, 1998
- 12, John Sharper vs. South Dakota St., March 3, 2006
- 12, Brandon Heath vs. TCU, Feb. 18, 2006
- 11, Brandon Heath vs. TCU, Mar. 3, 2007
- 11, Al Faux vs. New Mexico, Feb. 28, 2002
- 11, Jason Richey vs. SMU, Jan. 15, 1998
- ▶ Opp.: 16, Damon Jackson, Fresno State, Dec. 8, 2001
- NCAA: 11, Jean Felix, Alabama vs. Marquette, March 16, 2006

Three-Point FG Pct. (Min. 4 3FGA)

- ▶ 100.0 (4-4), Deandre Moore vs. BYU, Feb. 11, 2002
- 87.5 (7-8), Al Faux vs. Oklahoma St, Dec. 30, 2000
- 83.3 (5-6), David Abramowitz vs. SCC, Dec. 2, 1998
- 75.0 (3-4), Lorenzo Wade vs. Campbell, Dec. 12, 2006
- 75.0 (3-4), Jon Pastorek vs. UC San Diego, Nov. 15, 2006
- 75.0 (3-4), John Sharper vs. LMU, Dec. 31, 2005
- 75.0 (3-4), Tyler Smith vs. BYU, Feb. 7, 2005
- 75.0 (3-4), John Sharper vs. UCSD, Nov. 27, 2004
- 75.0 (3-4), John Sharper vs. Cal Poly, Dec. 18, 2003
- 75.0 (3-4), Karlo Kovacic vs. UNLV, Feb. 24, 2001
- 75.0 (3-4), Deandre Moore vs. UNLV, Feb. 24, 2001
- 75.0 (3-4), Jim Roban vs. UNLV, Feb. 24, 2001
- 75.0 (3-4), D. Abramowitz vs. UNM, Feb. 5, 2000
- Opp.: 77.8 (7-9), Jermaine Lewis, UNLV, Feb. 11, 2003

Cox Arena Records, cont.

NCAA: 80.0 (4-5), Matt McCraw, Air Force vs. Illinois, March 16, 2006 and by Jay Joseph, UNCG vs. Stanford, March 15, 2001

Rebounds

20, Marcus Slaughter vs. UNLV, Jan. 14, 2006
 17, Marcus Slaughter vs. Washington State, Dec. 10, 2005
 16, Aerick Sanders vs. Wyoming, Feb. 21, 2004
 15, Marcus Slaughter vs. Air Force, Feb. 8, 2006
 15, Marcus Slaughter vs. Albany, Nov. 26, 2005
 15, Aerick Sanders vs. Troy State, Nov. 30, 2003
 15, Roy Kruiswyk vs. Hawai'i, Jan. 10, 1997

► Opp.: 17, Uche Nsonwu-Amadi, Wyoming, Jan. 21, 2002

NCAA: 14, Nate Harris, Utah State vs. Washington, March 16, 2006

Assists

► 11, Richie Williams vs. South Dakota State, March 3, 2006
 ► 11, Deandre Moore vs. Wyoming, March 1, 2001
 ► 11, Deandre Moore vs. Sacramento St., Dec. 2, 2000
 ► 11, Bradley Jackson vs. High Point, Jan. 2, 2000
 9, Brandon Heath vs. UC San Diego, Nov. 27, 2005
 9, Tony Bland vs. Norfolk State, Nov. 21, 2001
 9, Deandre Moore vs. New Mexico State, Nov. 21, 2000

► Opp.: 11, Marmet Williams, San Jose State, Jan. 29, 1998

NCAA: 10, Dee Brown, Illinois vs. Air Force, March 16, 2006

Steals

► 7, Deandre Moore vs. Colorado State, Feb. 1, 2003
6, Richie Williams, vs. Utah, Jan. 27, 2007
 6, Matt Watts vs. Southern Cal College, Dec. 19, 1997
5, Lorenzo Wade, vs. UNLV, Feb. 13, 2007
5, Brandon Heath vs. UC Riverside, Nov. 21, 2006
 5, Richie Williams vs. BYU, Jan. 21, 2006
 5, Richie Williams vs. LMU, Dec. 31, 2005
 5, Kyle Spain vs. UC Santa Barbara, Dec. 17, 2005
 5, Brandon Heath vs. UC San Diego, Nov. 27, 2004
 5, Donte Wilson vs. LMU, Dec. 30, 1999
 5, Matt Watts vs. San Jose State, Feb. 27, 1999
 5, Matt Watts vs. Long Beach State, Nov. 28, 1998
 5, Matt Watts vs. Oregon, Dec. 2, 1997
 5, Matt Watts vs. Southern California, Nov. 29, 1997

Opp.: 6, Mike Housman, UMBC, Dec. 20, 2005

NCAA: 5, Jamaal Williams, Washington vs. Utah State, March 16, 2006 and by Demetric Shaw, Kent State vs. Cincinnati, March 17, 2001

Blocked Shots

► 5, Marcus Slaughter vs. UNLV, Jan. 14, 2006
 ► 5, Marcelo Correa vs. Sacramento St., Dec. 2, 2000
4, Lorenzo Wade vs. Lafayette, Dec. 30, 2006
 4, Aerick Sanders vs. UC San Diego, Dec. 2, 2002
 4, Chris Walton vs. New Mexico, Feb. 28, 2002
 4, Aerick Sanders vs. UNLV, Jan. 26, 2002
 4, Randy Holcomb vs. Wyoming, Jan. 21, 2001

► Opp.: 5 - seven times, most recent: Joseph Taylor, Wyoming, Jan. 3, 2007

NCAA: 3 - five times

► - Indicates Cox Arena record.

NCAA refers to the 2001 & 2006 NCAA First and Second Rounds which were hosted by SDSU and played in Cox Arena

Mountain West Records

Team Single-Game

Points

Most Points

- 91 vs. Wyoming (91-72), March 1, 2006
- 91 vs. UNLV (91-93), Feb. 12, 2005
- 90 at Brigham Young (90-100), Feb. 22, 2006
- 89 at Colorado State (89-102), March 3, 2003
- 89 vs. New Mexico (89-73), Feb. 24, 2003

Most Points/Both Teams

- 191 at Colorado State (89-102), March 3, 2003
- 190 at Brigham Young (90-100), Feb. 22, 2006
- 184 vs. UNLV (91-93), Feb. 12, 2005
- 181 at Colorado State (88-93), Feb. 19, 2005
- 180 at Wyoming (87-93), Jan. 29, 2000

Fewest Points Game

- 38 at Utah (38-86), Feb. 11, 1999
- 39 at Utah (39-58), Jan. 15, 2001
- 41 vs. Utah (41-61), Feb. 5, 2005
- 43 vs. Air Force (43-57), Jan. 31, 2004
- 46 vs. Colorado State (46-74), Feb. 12, 2000

Fewest Points/Both Teams

- 96 vs. Air Force (49-47), March 2, 2002
- 97 at Utah (39-58), Jan. 15, 2001
- 100 vs. Air Force (43-57), Jan. 31, 2004
- 102 vs. Utah (41-61), Feb. 5, 2005
- 103 vs. Air Force (62-41), Feb. 6, 2007
- 107 vs. TCU (56-51), Mar. 3, 2007
- 107 at Air Force (51-56), Jan. 20, 2007

Fewest Points Allowed

- 41 vs. Air Force (62-41), Feb. 6, 2007
- 43 vs. Air Force (67-43), Jan. 20, 2001
- 47 vs. Air Force (49-47), March 2, 2002
- 48 at Air Force (63-48), Jan. 11, 2003
- 48 at Air Force (62-48), Feb. 19, 2001

Most Points Allowed

- 102 at Colorado State (89-102), March 3, 2003
- 101 at Wyoming (66-101), Feb. 3, 2001
- 100 at Brigham Young (90-100), Feb. 22, 2006
- 93 at Colorado State (88-93, ot), Feb. 19, 2005
- 93 vs. UNLV (91-93, ot), Feb. 12, 2005

Largest Margin of Victory

- 27 vs. Brigham Young (88-61), Jan. 21, 2006
- 24 vs. Air Force (67-43), Jan. 20, 2001
- 21 vs. Air Force (62-41), Feb. 13, 2007
- 19 vs. Wyoming (91-72), March 1, 2006
- 19 at TCU (76-57), Jan. 18, 2006

Largest Margin of Defeat

- 35 at Wyoming (66-101), Feb. 3, 2001
- 29 at Brigham Young (50-79), Jan. 13, 2001
- 29 at New Mexico (49-78), Feb. 26, 2000
- 28 vs. Colorado State (46-74), Feb. 12, 2000
- 28 at UNLV (55-83), Jan. 22, 2000

Rebounding

Game

- 50 at New Mexico (81-74, ot), Feb. 20, 2007
- 46 at Colorado State (82-92, 2ot), Jan. 24, 2004
- 44 at TCU (76-57), Jan. 18, 2006
- 44 vs. Wyoming (85-88), Jan. 21, 2002
- 44 at Brigham Young (64-75), Jan. 12, 2002
- 43 vs. UNLV (91-93, ot), Feb. 12, 2005
- 43 vs. New Mexico (72-68), Feb. 2, 2004

- 43 at UNLV (76-83), Feb. 23, 2002
- 43 vs. UNLV (83-66), Feb. 24, 2001

Margin

- +21 (44-23) at TCU, Jan. 18, 2006
- +16 (36-20) at Air Force, Jan. 29, 2005
- +16 (43-27) vs. New Mexico, Feb. 2, 2004
- +16 (39-23) vs. Wyoming, Feb. 3, 2003
- +16 (29-13) at Air Force, Jan. 11, 2003
- +16 (44-28) at Brigham Young, Feb. 12, 2002

Field Goal Shooting

Most Field Goals

- 34 vs. Brigham Young (86-74), Feb. 24, 2007
- 34 vs. New Mexico (89-73), Feb. 24, 2003
- 33 vs. Wyoming (85-88), Jan. 21, 2002
- 33 at Wyoming (87-93), Jan. 29, 2000
- 32 at Brigham Young (90-100), Feb. 22, 2006
- 31 vs. Brigham Young (88-61), Jan. 21, 2006
- 31 at Colorado State (88-93, ot), Feb. 19, 2005
- 31 vs. UNLV (83-78), Jan. 17, 2004
- 31 at Colorado State (89-102), March 3, 2003
- 31 vs. Wyoming (80-70), Feb. 3, 2003
- 31 at UNLV (76-83), Feb. 23, 2002

Most Field Goals Attempted

- 90 at Colorado State (82-92, 2ot), Jan. 24, 2004
- 83 vs. Wyoming (85-88), Jan. 21, 2002
- 72 at Brigham Young (90-100), Feb. 22, 2006
- 70 at Wyoming (78-77, ot), Jan. 28, 2006
- 69 vs. Wyoming (81-88, ot), Jan. 22, 2005
- 69 vs. Colorado State (89-102), March 3, 2003

Highest Field Goal Percentage

- 63.8 (30-of-47) at Colorado State (85-81), Feb. 4, 2006
- 61.4 (27-of-44) vs. Air Force (67-53), Feb. 22, 2003
- 61.0 (25-of-41) vs. Colorado State (78-73), March 3, 2001
- 60.5 (23-of-38) vs. New Mexico (75-69), Jan. 25, 2006
- 60.5 (23-of-38) vs. Air Force (67-43), Jan. 20, 2001

Free Throw Shooting

Most Free Throws Made

- 33 vs. UNLV (91-93, ot), Feb. 12, 2005
- 31 vs. Wyoming (91-72), March 1, 2006
- 31 vs. UNLV (83-67), Jan. 14, 2006
- 26 at Wyoming (86-73), March 1, 2003
- 25 at Wyoming (78-77), Jan. 28, 2006

Most Free Throws Attempted

- 42 at Wyoming (86-73), March 1, 2003
- 40 vs. UNLV (91-93, ot), Feb. 12, 2005
- 39 vs. Wyoming (91-72), March 1, 2006
- 37 vs. UNLV (83-67), Jan. 14, 2006
- 34 at New Mexico (78-65), Feb. 2, 2002
- 34 vs. UNLV (79-80), Jan. 26, 2002

Highest Free Throw Percentage (min. 12 FTA)

- 100.0 (12-of-12) at Air Force (63-48), Jan. 11, 2003
- 93.8 (15-of-16) vs. Brigham Young (66-69), Feb. 12, 2001
- 90.0 (18-of-20) vs. Wyoming (65-66), Jan. 3, 2007
- 89.5 (17-of-19) vs. Colorado State (83-75), Jan. 4, 2006
- 87.5 (21-of-24) at Colorado State (81-66), Feb. 10, 2007
- 85.7 (12-of-14) vs. New Mexico (89-73), Feb. 24, 2003

Three-Point Field Goals

Most Three-Point Field Goals

- 13 vs. UNLV (83-66), Feb. 24, 2001
- 11 at New Mexico (73-66), Feb. 25, 2006
- 11 at Colorado State (88-93, ot), Feb. 19, 2005
- 10 vs. TCU (83-71), Feb. 18, 2006
- 10 at UNLV (81-70), Feb. 16, 2006

Most Three-Point Field Goals Attempted

- 25 at New Mexico (81-74, ot), Feb. 20, 2007
- 25 vs. UNLV (83-66), Feb. 24, 2001
- 24 at Colorado State (89-102), March 3, 2003
- 23 at UNLV (65-68), Feb. 17, 2004
- 22 - eight times

Highest Three-Point FG Percentage

- 69.2 (9-of-13) vs. New Mexico (75-69), Jan. 25, 2006
- 60.0 (9-of-15) at Colorado State (85-81), Feb. 4, 2006
- 60.0 (3-of-5) vs. Air Force (67-53), Feb. 22, 2003
- 54.5 (6-of-11) at Colorado State (67-75), Jan. 27, 2000
- 53.3 (8-of-15) at Wyoming (86-73), March 1, 2003

Other Statistics

Most Assists/Mountain West Game

- 21 at New Mexico 81-74, ot), Feb. 20, 2007
- 21 vs. Air Force (67-43), Jan. 20, 2001

Most Turnovers/Mountain West Game

- 28 vs. UNLV (79-80), Jan. 26, 2002

Fewest Turnovers/Mountain West Game

- 7 vs. UNLV (67-52), Feb. 13, 2007 at Wyoming (65-69), Feb. 21, 2005, vs. Colorado State (84-77), Jan. 24, 2005, at Colorado State (82-92, 2ot), Jan. 24, 2004, vs. Brigham Young (65-61), Jan. 12, 2004, vs. Brigham Young (77-73), Feb. 11, 2002 and at New Mexico (78-65), Feb. 2, 2002

Most Blocked Shots/Mountain West Game

- 11 vs. Wyoming (85-88), Jan. 21, 2002

Most Steals/Mountain West Game

- 15 vs. Wyoming (81-88, ot), Jan. 22, 2005

Individual Single-Game

Points

- 37, Brandon Heath at UNLV, Jan. 15, 2005
- 32, Brandon Heath at New Mexico, Feb. 25, 2006
- 32, Myron Epps at Wyoming, Jan. 29, 2000
- 31, Evan Burns vs. New Mexico, Feb. 24, 2003
- 30, Brandon Heath vs. Brigham Young, Feb. 24, 2007
- 30, Brandon Heath at New Mexico, Feb. 20, 2007
- 29, Brandon Heath vs. UNLV, Feb. 12, 2005
- 29, Brandon Heath vs. Wyoming, Jan. 22, 2005
- 28, Brandon Heath at Colorado State, Feb. 4, 2006
- 28, Brandon Heath at Colorado State, Feb. 19, 2005
- 28, Tony Bland vs. Air Force, Feb. 22, 2003
- 27, Mohamed Abukar vs. Brigham Young, Feb. 24, 2007
- 27, Aerick Sanders vs. New Mexico, Feb. 2, 2004
- 27, Myron Epps vs. Air Force, Jan. 20, 2000
- 26, Brandon Heath vs. Wyoming, Jan. 3, 2007
- 26, Mohamed Abukar vs. Wyoming, March 1, 2006
- 26, Brandon Heath vs. Brigham Young, Jan. 21, 2006
- 26, Brandon Heath at Colorado State, Jan. 24, 2004
- 26, Al Faux vs. New Mexico, Feb. 28, 2002
- 26, Al Faux vs. Wyoming, Jan. 21, 2002

Mountain West Records, cont.

Field Goals Made

14, Myron Epps at Wyoming, Jan. 29, 2000
12, Brandon Heath vs. Brigham Young, Feb. 24, 2007
 12, Brandon Heath vs. Wyoming, Jan. 22, 2005
 12, Brandon Heath at UNLV, Jan. 15, 2005
 12, Evan Burns vs. New Mexico, Feb. 24, 2003
11, Mohamed Abukar vs. Brigham Young, Feb. 24, 2007
 11, Tony Bland vs. Air Force, Feb. 22, 2003
 11, Randy Holcomb at New Mexico, Feb. 2, 2002
 11, Myron Epps vs. Air Force, Jan. 20, 2000

Field Goals Attempted

24, Brandon Heath at New Mexico, Feb. 20, 2007
 24, Brandon Heath at Colorado State, Feb. 19, 2005
 23, Brandon Heath vs. Wyoming, Jan. 22, 2005
 23, Myron Epps at Wyoming, Jan. 29, 2000
22, Brandon Heath at Wyoming, Feb. 17, 2007
22, Brandon Heath vs. Wyoming, Jan. 3, 2007
21, Brandon Heath vs. Brigham Young, Feb. 24, 2007
 21, Brandon Heath at Colorado State, Jan. 24, 2004
 21, Wesley Stokes at Colorado State, Jan. 24, 2004

Field Goal Percentage (Min. 6 FGA)

100.0 (6-6), Mike Mackell vs. Colorado State, Jan. 19, 2002
 90.9 (10-11), Chris Walton vs. Colorado State, Jan. 24, 2005
 87.5 (7-8), Al Faux at Colorado State, Feb. 16, 2002
 85.7 (6-7), Evan Burns at Air Force, Jan. 11, 2003
 85.7 (6-7), Al Faux vs. Colorado State, March 3, 2001

Free Throws Made

17, Brandon Heath vs. UNLV, Feb. 12, 2005
 12, Marcus Slaughter at Wyoming, Jan. 28, 2006
 12, Marcus Slaughter vs. UNLV, Jan. 14, 2006
 12, Matt Thomas vs. Air Force, Feb. 28, 2005
 12, Brandon Heath at UNLV, Jan. 15, 2005

Free Throws Attempted

17, Brandon Heath vs. UNLV, Feb. 12, 2005
 16, Marcus Slaughter at Wyoming, Jan. 28, 2006
 15, Tony Bland at Colorado State, March 3, 2003
 14, Marcus Slaughter vs. UNLV, Jan. 14, 2006
 14, Brandon Heath at Colorado State, Feb. 19, 2005
 14, Tony Bland at Wyoming, March 1, 2003

Free Throw Percentage (Min. 6 FTM)

100.0 (17-17), Brandon Heath vs. UNLV, Feb. 12, 2005
 100.0 (12-12), Brandon Heath at UNLV, Jan. 15, 2005
100.0 (8-8), Mohamed Abukar vs. Wyoming, Jan. 3, 2007
 100.0 (8-8), Kyle Spain vs. Wyoming, March 1, 2006
 100.0 (8-8), David Abramowitz vs. Colorado State, March 3, 2001
 100.0 (8-8), Marcelo Correa vs. Brigham Young, Feb. 12, 2001
 100.0 (7-7), Brandon Heath vs. Brigham Young, Jan. 21, 2006
100.0 (6-6), Richie Williams at Colorado State, Feb. 10, 2007
 100.0 (7-7), Al Faux at Air Force, Feb. 4, 2002
 100.0 (6-6), Brandon Heath vs. Air Force, Feb. 8, 2006
 100.0 (6-6), Marcus Slaughter vs. Air Force, Feb. 8, 2006

100.0 (6-6), Richie Williams vs. Colorado State, Jan. 4, 2006
 100.0 (6-6), Michael Marion vs. Air Force, Jan. 20, 2000

Three-Point Field Goals Made

8, Brandon Heath at New Mexico, Feb. 25, 2006
 7, David Abramowitz at Utah, Feb. 10, 2000
 6, Brandon Heath vs. TCU, Feb. 18, 2006
5, Brandon Heath at New Mexico, Feb. 20, 2007
 5, Brandon Heath at UNLV, Feb. 16, 2006
 5, John Sharper at UNLV, Feb. 16, 2006
 5, Brandon Heath at Colorado State, Feb. 4, 2006
 5, Brandon Heath at Air Force, Jan. 7, 2006
 5, Brandon Heath at Utah, March 5, 2005
 5, Al Faux vs. New Mexico, Feb. 28, 2002
 5, Al Faux vs. Wyoming, Jan. 21, 2002
 5, Al Faux vs. Colorado State, Jan. 19, 2002

Three-Point Field Goals Attempted

14, Brandon Heath at New Mexico, Feb. 20, 2007
 13, Brandon Heath at New Mexico, Feb. 25, 2006
 12, Brandon Heath vs. TCU, Feb. 18, 2006
11, Brandon Heath vs. TCU, Mar. 3, 2007
11, Brandon Heath at Air Force, Jan. 20, 2007
 11, Al Faux vs. New Mexico, Feb. 28, 2002
10, Brandon Heath at Wyoming, Feb. 17, 2007
 10, Brandon Heath at UNLV, Feb. 17, 2004
 10, Brandon Heath vs. Brigham Young, Jan. 12, 2004
 10, Karlo Kovacic at Wyoming, Feb. 3, 2001

Three-Point FG Pct. (Min. 4 3FGA)

100.0 (4-4), Deandre Moore vs. BYU, Feb. 11, 2002
 83.3 (5-6), Brandon Heath at Utah, March 5, 2005
 80.0 (4-5), Chris Manker at Colorado State, Feb. 19, 2005
 77.8 (7-9), David Abramowitz at Utah, Feb. 10, 2000
 75.0 (3-4) - 10 times

Rebounds

20, Marcus Slaughter vs. UNLV, Jan. 14, 2006
 18, Marcus Slaughter at TCU, Jan. 18, 2006
 16, Aerick Sanders vs. Wyoming, Feb. 21, 2004
 16, Aerick Sanders at Colorado State, Jan. 24, 2004
 15, Marcus Slaughter vs. Air Force, Feb. 8, 2006
 15, Marcus Slaughter at Air Force, Jan. 29, 2005
 15, Marcus Slaughter at UNLV, Feb. 17, 2004

Assists

11, Deandre Moore vs. Wyoming, March 1, 2001
8, Lorenzo Wade at New Mexico, Feb. 20, 2007
 8, Brandon Heath at Utah, Jan. 11, 2006
 8, Deandre Moore vs. Air Force, Jan. 20, 2001
7, Richie Williams at Utah, Feb. 27, 2007
7, Brandon Heath vs. Brigham Young, Feb. 24, 2007
7, Richie Williams at New Mexico, Feb. 20, 2007
7, Richie Williams vs. New Mexico, Jan. 17, 2007
 7, Brandon Heath at UNLV, Feb. 16, 2006
 7, Brandon Heath vs. Colorado State, Jan. 24, 2005
 7, Wesley Stokes at New Mexico, Feb. 28, 2004
 7, Wesley Stokes at UNLV, Feb. 17, 2004
 7, Wesley Stokes at Colorado State, Jan. 24, 2004
 7, Wesley Stokes vs. UNLV, Jan. 17, 2004

7, Wesley Stokes vs. Brigham Young, Jan. 12, 2004
 7, Deandre Moore vs. New Mexico, Feb. 24, 2003
 7, Deandre Moore vs. Colorado State, Feb. 5, 2001

Steals

7, Deandre Moore vs. Colorado State, Feb. 1, 2003
6, Richie Williams vs. Utah, Jan. 27, 2007
5, Lorenzo Wade vs. UNLV, Feb. 13, 2007
 5, Richie Williams vs. Brigham Young, Jan. 21, 2006
 5, Marcus Slaughter at New Mexico, Feb. 28, 2004
 4, 18 other times

Blocked Shots

5, Marcus Slaughter vs. UNLV, Jan. 14, 2006
4, Jerome Habel at New Mexico, Feb. 20, 2007
 4, Marcus Slaughter vs. Utah, Feb. 11, 2006
 4, Chris Walton vs. New Mexico, Feb. 28, 2002
 4, Aerick Sanders vs. UNLV, Jan. 26, 2002
 4, Randy Holcomb vs. Wyoming, Jan. 21, 2001
 3, 15 times

2006-07 San Diego State Schedule/Results

Record: 22-10 (Home: 14-2, Away: 6-7, Neutral: 2-1)
Mountain West Conference: 10-6 (Home: 7-1, Away: 3-5)

SDSU		San Diego State High									
Date	NR	Opponent (Opp NR)	SDSU Result	W-L	Record	MWC	Scorer	Rebounder	Assists	Attendance	
Nov. 10	rv/rv	~vs. Murray State (:00.0)	W 87-84	W1	1-0		Heath-27	Heath-5	Williams-8	2,100	
Nov. 11	rv/rv	~at Saint Mary's	W 74-73	W2	2-0		Abukar-21	Abukar-7	Heath-6	2,056	
Nov. 12	rv/rv	~vs. Seattle Pacific	W 76-73	W3	3-0		Abukar-22	Spain-11	Abukar-4	1,627	
Nov. 15	rv/rv	UC SAN DIEGO	W 84-48	W4	4-0		Heath-18	Wade-7	Wade-5	6,017	
Nov. 18	rv/rv	CALIFORNIA	W 86-79	W5	5-0		Habel-23	Abukar/Habel-7	Heath-7	8,028	
Nov. 21	rv/rv	UC RIVERSIDE	W 79-45	W6	6-0		Spain-18	Habel-10	Williams-8	5,988	
Nov. 25	rv/rv	at UC Santa Barbara	W 76-72	W7	7-0		Heath-29	Abukar-9	Williams-5	1,267	
Nov. 29	rv/rv	SAN DIEGO	W 79-76	W8	8-0		Abukar-22	Abukar-7	Heath-4	9,075	
Dec. 2	rv/rv	at Western Michigan	L 73-84	L1	8-1		Abukar-17	Wade-8	Williams-4	3,218	
Dec. 9	rv/rv	#ARIZONA (14/15)	L 48-69	L2	8-2		Heath-14	Habel/Williams-7	Williams-4	(c) 12,414	
Dec. 12		CAMPBELL	W 119-82	W1	9-2		Wade-21	Abukar-7	Heath-7	4,779	
Dec. 16		LOYOLA MARYMOUNT	W 74-63	W2	10-2		Heath-25	Habel-9	Williams-6	6,033	
Dec. 21		`at Washington State (rv/rv)	L 54-64	L1	10-3		Heath-20	Habel-6	Heath/Spain-2	5,872	
Dec. 30		LAFAYETTE	W 78-68	W1	11-3		Abukar-26	Habel-10	Williams-8	5,881	
Jan. 3		*WYOMING (:04.9)	L 65-66	L1	11-4	0-1	Heath-26	four with-6	Williams-6	6,874	
Jan. 6		*at Brigham Young	L 58-80	L2	11-5	0-2	Heath-13	Abukar-7	Thomas-4	9,290	
Jan. 13		*COLORADO STATE	W 81-76	W1	12-5	1-2	Spain-22	Wade-9	Heath/Williams-6	6,344	
Jan. 17		*NEW MEXICO	W 73-68	W2	13-5	2-2	Heath-16	Wade-12	Williams-7	6,761	
Jan. 20		*at Air Force (13/11)	L 51-56	L1	13-6	2-3	Habel/Heath-15	Heath/Wade-7	Williams/Wms.-3	(c) 6,223	
Jan. 23		*at UNLV (rv/rv)	L 61-68	L2	13-7	2-4	Heath-20	Wade-11	Heath/Williams-2	10,881	
Jan. 27		*UTAH	W 63-53	W1	14-7	3-4	Habel-17	Wade-7	Wade/Williams-5	7,598	
Jan. 31		*at TCU	W 76-71	W2	15-7	4-4	Heath-22	Heath-10	Heath-6	3,339	
Feb. 6		*AIR FORCE (15/13)	W 62-41	W3	16-7	5-4	Abukar-16	Abukar/Habel-8	Heath-6	9,231	
Feb. 10		*at Colorado State	W 81-66	W4	17-7	6-4	Abukar-19	Abukar-10	Williams-6	4,757	
Feb. 13	--/rv	*UNLV (rv/rv)	W 67-52	W5	18-7	7-4	Heath-16	Spain-8	Williams-5	9,006	
Feb. 17	--/rv	*at Wyoming	L 71-80	L1	18-8	7-5	Heath-22	Habel-9	Heath-4	6,882	
Feb. 20		*at New Mexico	W-ot 81-74	W1	19-8	8-5	Heath-30	Habel-12	Wade-8	11,843	
Feb. 24		*BRIGHAM YOUNG (21/22)	W 86-74	W2	20-8	9-5	Heath-30	Heath-7	Heath-7	(c) 12,414	
Feb. 27	--/rv	*at Utah	L 68-74	L1	20-9	9-6	Abukar-24	Abukar-10	Williams-7	9,036	
Mar. 3	--/rv	*TCU	W 56-51	W1	21-9	10-6	Abukar/Heath-12	Spain-9	Wade/Williams-4	8,692	
Mar. 8		^vs. (6) Colorado State (QF)	L 64-69	L1	21-10		Heath-20	Habel-7	Wade-9	10,925	
Mar. 14		%at Missouri State (1R)(:05.3)	W 74-70	W1	22-10		Heath-26	Habel-10	Williams-5	4,234	
Mar. 19		%at Syracuse (rv/rv)									

Caps denotes home game. ~ - Shamrock Invitational (Moraga, Calif.). # - San Diego SLAM. * - Indicates Mountain West Conference Game. ` - Game played at Key Arena (Seattle, Wash.). ^ - Mountain West Conference Championships (Thomas & Mack Center; Las Vegas, Nev.). % - MasterCard NIT. c - Indicates capacity crowd. SDSU NR - Indicates San Diego State's national rankings in the *Associated Press* and *ESPN/USA Today* coaches polls at game-time. Opponent national ranking listed after opponent name (*Associated Press* and *ESPN/USA Today* coaches polls at gametime). Time to the right of opponent indicates time of the game-winning shot when less than 10 seconds remained. 1R - First Round; QF - Quarterfinal; SF - Semifinal; CH - Championship. 3P - Third-Place Game. Opponent seed listed left of team name. c - indicates capacity crowd.

Record/Attendance Summary

	G	W-L	Total	Average	High
Home	16	14-2	125,135	7,821	12,414 vs. Brigham Young (Feb. 24) and Arizona (Dec. 9)
Mountain West	8	7-1	66,920	8,365	12,414 vs. Brigham Young (Feb. 24)
Away	13	6-7	78,898	6,069	11,843 at New Mexico (Feb. 20)
Mountain West	8	3-5	62,251	7,781	11,843 at New Mexico (Feb. 20)
Neutral	3	2-1	14,652	4,884	10,925 vs. Colorado State (Mar. 8)
Total	32	22-10	218,685	6,834	12,414 vs. Brigham Young (Feb. 24) and Arizona (Dec. 9)
Mountain West	16	10-6	129,171	8,073	12,414 vs. Brigham Young (Feb. 24)

Win/Loss Margin

	1	2	3	4	5	6	7	8	9	10	11	12	13	14	15	16	17	18	19	20	21	22	23	24	25	34	36	37	
Win	1		3	2	4		2			2	1	1			2						1						1	1	1
Loss	1				2	1	1		1	1	1										1	1							

2006-07 San Diego State Statistics

Record: 22-10 (Home: 15-2, Away: 5-7, Neutral: 2-1)

No.	Player	GP	GS	Min	Avg	TOTAL		3-PTS		FT-FTA	Pct	REBOUNDS				PF	FO	A	TO	Blk	Stl	Pts	Avg																		
						FG-FGA	Pct	3FG-FGA	Pct			Off	Def	Tot	Avg																										
01	HEATH, Brandon	32	32	1183	37.0	220-517	.426	84-235	.357	98-130	.754	29	98	127	4.0	54	0	113	102	2	62	622	19.4																		
34	ABUKAR, Mohamed	31	29	1026	33.1	179-377	.475	18-62	.290	115-137	.839	43	137	180	5.8	78	2	48	68	19	14	491	15.8																		
31	WADE, Lorenzo	32	23	1005	31.4	137-290	.472	19-70	.271	37-54	.685	40	126	166	5.2	61	1	84	74	36	61	330	10.3																		
04	HABEL, Jerome	28	21	823	29.4	134-221	.606	0-1	.000	40-76	.526	65	113	178	6.4	65	2	24	46	41	18	308	11.0																		
03	WILLIAMS, Richie	32	31	1088	34.0	72-159	.453	37-79	.468	47-62	.758	26	99	125	3.9	91	1	149	99	3	66	228	7.1																		
33	SPAIN, Kyle	30	18	708	23.6	62-158	.392	15-48	.313	57-77	.740	51	85	136	4.5	61	1	28	42	12	34	196	6.5																		
02	JOHNSON, Jer'Vaughn	30	1	256	8.5	29-49	.592	0-1	.000	17-34	.500	24	34	58	1.9	42	0	3	27	4	3	75	2.5																		
05	PASTOREK, Jon	22	0	132	6.0	13-27	.481	6-14	.429	2-2	1.000	6	12	18	0.8	16	0	7	8	1	1	34	1.5																		
30	LAMB, Chris	21	4	131	6.2	13-22	.591	0-0	.000	3-10	.300	4	14	18	0.9	17	0	7	6	8	2	29	1.4																		
00	HOERNER, Brett	2	0	20	10.0	3-5	.600	0-0	.000	1-2	.500	0	4	4	2.0	2	0	0	3	2	0	7	3.5																		
21	THOMAS, Matt	2	1	30	15.0	1-1	1.000	0-0	.000	1-2	.500	1	2	3	1.5	3	0	4	3	1	2	3	1.5																		
10	MARTIN, Brandon	9	0	20	2.2	1-4	.250	0-1	.000	0-0	.000	1	4	5	0.6	0	0	2	1	0	0	2	0.2																		
20	VELASQUEZ, David	3	0	3	1.0	0-2	.000	0-2	.000	0-0	.000	0	0	0	0.0	0	0	0	0	0	0	0	0.0																		
TEAM												39		48		87		2.7		0		5																			
SDSU TOTALS		32				864-1832		.472		179-513		.349		418-586		.713		329		776		1105		34.5		490		7		469		484		129		263		2325		72.7	
OPPONENTS		32				810-1887		.429		228-696		.328		321-482		.666		372		711		1083		33.8		569		17		438		510		98		214		2169		67.8	

SCORE BY PERIODS:	1st	2nd	OT	2OT	Total
SAN DIEGO STATE	1,081	1,233	11		2,325
OPPONENTS	969	1,196	4		2,169

Mountain West Conference: 10-6 (Home: 7-1, Away: 3-5)

No.	Player	GP	GS	Min	Avg	TOTAL		3-PTS		FT-FTA	Pct	REBOUNDS				PF	FO	A	TO	Blk	Stl	Pts	Avg																		
						FG-FGA	Pct	3FG-FGA	Pct			Off	Def	Tot	Avg																										
01	HEATH, Brandon	16	16	598	37.4	106-268	.396	37-122	.303	49-66	.742	15	52	67	4.2	28	0	63	52	2	26	298	18.6																		
34	ABUKAR, Mohamed	15	13	500	33.3	85-190	.447	6-32	.188	51-59	.864	23	59	82	5.5	40	1	22	27	10	7	227	15.1																		
04	HABEL, Jerome	16	12	450	28.1	78-133	.586	0-0	.000	24-40	.600	30	56	86	5.4	32	1	8	20	23	12	180	11.3																		
31	WADE, Lorenzo	16	16	552	34.5	66-151	.437	8-32	.250	21-35	.600	25	73	98	6.1	28	1	46	39	23	36	161	10.1																		
03	WILLIAMS, Richie	16	15	544	34.0	35-86	.407	19-43	.442	23-29	.793	15	41	56	3.5	44	0	70	33	0	35	112	7.0																		
33	SPAIN, Kyle	16	7	366	22.9	29-75	.387	6-22	.273	24-36	.667	31	44	75	4.7	29	0	11	20	6	15	88	5.5																		
02	JOHNSON, Jer'Vaughn	14	0	98	7.0	8-20	.400	0-0	.000	2-9	.222	11	15	26	1.9	21	0	7	4	1	18	1.3																			
05	PASTOREK, Jon	12	0	58	4.8	3-9	.333	1-4	.250	0-0	.000	3	8	11	0.9	9	0	2	4	0	0	7	0.6																		
30	LAMB, Chris	8	0	23	2.9	3-4	.750	0-0	.000	0-0	.000	1	3	4	0.5	4	0	0	0	0	0	6	0.8																		
21	THOMAS, Matt	2	1	30	15.0	1-1	1.000	0-0	.000	1-2	.500	1	2	3	1.5	3	0	4	3	1	2	3	1.5																		
20	VELASQUEZ, David	3	0	3	1.0	0-2	.000	0-2	.000	0-0	.000	0	0	0	0.0	0	0	0	0	0	0	0	0.0																		
10	MARTIN, Brandon	4	0	3	0.8	0-1	.000	0-1	.000	0-0	.000	0	0	0	0.0	0	0	0	0	0	0	0	0.0																		
TEAM												18		25		43		2.7		0		3																			
SDSU TOTALS		16				414-940		.440		77-258		.298		195-276		.707		173		378		551		34.4		238		3		226		208		69		134		1100		68.8	
OPPONENTS		16				392-915		.428		112-335		.334		154-234		.658		182		390		572		35.8		272		7		222		254		57		89		1050		65.6	

SCORE BY PERIODS:	1st	2nd	OT	2OT	Total
SAN DIEGO STATE	495	594	11		1,100
OPPONENTS	458	588	4		1,050

2006-07 San Diego State Win/Loss Statistics

Wins Only Games: 22

No.	Player	GPGS	Min	Avg	TOTAL		3-PTS			REBOUNDS													
					FG-FGA	Pct	3FG-FGA	Pct	FT-FTA	Pct	Off	Def	Tot	Avg	PF	FO	A	TO	Blk	Stl	Pts	Avg	
01	HEATH, Brandon	22	22	804	36.5	154-345	.446	57-150	.380	75-99	.758	20	67	87	4.0	35	0	86	71	1	43	440	20.0
34	ABUKAR, Mohamed	22	20	707	32.1	136-269	.506	11-36	.306	85-99	.859	32	97	129	5.9	52	2	39	46	13	10	368	16.7
31	WADE, Lorenzo	22	16	691	31.4	105-201	.522	13-43	.302	30-39	.769	34	87	121	5.5	39	0	64	51	27	45	253	11.5
04	HABEL, Jerome	18	14	533	29.6	85-142	.599	0-0	.000	23-42	.548	41	83	124	6.9	46	2	16	33	32	14	193	10.7
33	SPAIN, Kyle	20	12	503	25.2	50-117	.427	14-34	.412	50-63	.794	38	63	101	5.1	32	0	19	29	9	27	164	8.2
03	WILLIAMS, Richie	22	22	742	33.7	50-100	.500	27-51	.529	35-43	.814	15	66	81	3.7	57	1	115	68	2	47	162	7.4
02	JOHNSON, Jer'Vaughn	20	0	193	9.7	27-42	.643	0-1	.000	16-29	.552	18	27	45	2.3	24	0	2	17	4	3	70	3.5
05	PASTOREK, Jon	15	0	97	6.5	11-23	.478	6-14	.429	2-2	1.000	4	9	13	0.9	10	0	6	5	1	1	30	2.0
30	LAMB, Chris	16	4	113	7.1	10-19	.526	0-0	.000	3-8	.375	3	13	16	1.0	15	0	6	5	8	2	23	1.4
00	HOERNER, Brett	2	0	20	10.0	3-5	.600	0-0	.000	1-2	.500	0	4	4	2.0	2	0	0	3	2	0	7	3.5
10	MARTIN, Brandon	6	0	19	3.2	1-4	.250	0-1	.000	0-0	.000	1	4	5	0.8	0	0	2	1	0	0	2	0.3
20	VELASQUEZ, David	2	0	3	1.5	0-2	.000	0-2	.000	0-0	.000	0	0	0	0.0	0	0	0	0	0	0	0	0.0
TEAM												27	35	62	2.8	0					2		
SDSU TOTALS		22			632-1269		.498	128-332	.386	320-426	.751	233	555	788	35.8	312	5	355	331	99	192	1712	77.8
OPPONENTS		22			553-1326		.417	167-518	.322	186-280	.664	259	446	705	32.0	402	15	296	368	51	145	1459	66.3

SCORE BY PERIODS:	1st	2nd	OT	2OT	Total
SAN DIEGO STATE	805	896	11		1,712
OPPONENTS	653	802	4		1,459

Losses Only Games: 10

No.	Player	GPGS	Min	Avg	TOTAL		3-PTS			REBOUNDS													
					FG-FGA	Pct	3FG-FGA	Pct	FT-FTA	Pct	Off	Def	Tot	Avg	PF	FO	A	TO	Blk	Stl	Pts	Avg	
01	HEATH, Brandon	10	10	379	37.9	66-172	.384	27-85	.318	23-31	.742	9	31	40	4.0	19	0	27	31	1	19	182	18.2
34	ABUKAR, Mohamed	9	9	319	35.4	43-108	.398	7-26	.269	30-38	.789	11	40	51	5.7	26	0	9	22	6	4	123	13.7
04	HABEL, Jerome	10	7	290	29.0	49-79	.620	0-1	.000	17-34	.500	24	30	54	5.4	19	0	8	13	9	4	115	11.5
31	WADE, Lorenzo	10	7	314	31.4	32-89	.360	6-27	.222	7-15	.467	6	39	45	4.5	22	1	20	23	9	16	77	7.7
03	WILLIAMS, Richie	10	9	346	34.6	22-59	.373	10-28	.357	12-19	.632	11	33	44	4.4	34	0	34	31	1	19	66	6.6
33	SPAIN, Kyle	10	6	205	20.5	12-41	.293	1-14	.071	7-14	.500	13	22	35	3.5	29	1	9	13	3	7	32	3.2
30	LAMB, Chris	5	0	18	3.6	3-3	1.000	0-0	.000	0-2	.000	1	1	2	0.4	2	0	1	1	0	0	6	1.2
02	JOHNSON, Jer'Vaughn	10	1	63	6.3	2-7	.286	0-0	.000	1-5	.200	6	7	13	1.3	18	0	1	10	0	0	5	0.5
05	PASTOREK, Jon	7	0	35	5.0	2-4	.500	0-0	.000	0-0	.000	2	3	5	0.7	6	0	1	3	0	0	4	0.6
21	THOMAS, Matt	2	1	30	15.0	1-1	1.000	0-0	.000	1-2	.500	1	2	3	1.5	3	0	4	3	1	2	3	1.5
10	MARTIN, Brandon	3	0	1	0.3	0-0	.000	0-0	.000	0-0	.000	0	0	0	0.0	0	0	0	0	0	0	0	0.0
32	VELASQUEZ, David	1	0	0	0.0	0-0	.000	0-0	.000	0-0	.000	0	0	0	0.0	0	0	0	0	0	0	0	0.0
TEAM												12	13	25	2.5	0					3		
SDSU TOTALS		10			232-563		.412	51-181	.282	98-160	.613	96	221	317	31.7	178	2	114	153	30	71	613	61.3
OPPONENTS		10			257-561		.458	61-178	.343	135-202	.668	113	265	378	37.8	167	2	142	142	47	69	710	71.0

SCORE BY PERIODS:	1st	2nd	OT	2OT	Total
SAN DIEGO STATE	276	337			613
OPPONENTS	316	394			710

2006-07 San Diego State Home/Away Statistics

Home Games Only Record: 13-2

No.	Player	GPGS	Min	Avg	TOTAL		3-PTS			REBOUNDS													
					FG-FGA	Pct	3FG-FGA	Pct	FT-FTA	Pct	Off	Def	Tot	Avg	PF	FO	A	TO	Blk	Stl	Pts	Avg	
01	HEATH, Brandon	15	15	537	35.8	101-227	.445	32-95	.337	46-61	.754	12	45	57	3.8	20	0	59	45	1	29	280	18.7
34	ABUKAR, Mohamed	15	14	483	32.2	92-178	.517	8-31	.258	54-60	.900	23	64	87	5.8	37	0	32	27	6	6	246	16.4
31	WADE, Lorenzo	15	9	469	31.3	66-144	.458	11-34	.324	17-21	.810	25	62	87	5.8	24	0	38	23	21	31	160	10.7
04	HABEL, Jerome	14	10	393	28.1	62-104	.596	0-1	.000	16-27	.593	30	54	84	6.0	28	0	13	24	16	6	140	10.0
33	SPAIN, Kyle	13	9	309	23.8	39-80	.488	9-26	.346	33-41	.805	26	33	59	4.5	16	0	12	22	4	16	120	9.2
03	WILLIAMS, Richie	15	15	481	32.1	30-57	.526	18-31	.581	21-27	.778	8	51	59	3.9	40	1	80	44	2	33	99	6.6
02	JOHNSON, Jer'Vaughn	13	0	118	9.1	16-31	.516	0-1	.000	9-17	.529	10	16	26	2.0	15	0	3	16	3	3	41	3.2
05	PASTOREK, Jon	10	0	77	7.7	10-20	.500	6-13	.462	2-2	1.000	3	8	11	1.1	6	0	5	4	1	0	28	2.8
30	LAMB, Chris	11	3	80	7.3	8-15	.533	0-0	.000	3-10	.300	2	10	12	1.1	11	0	6	5	6	2	19	1.7
00	HOERNER, Brett	2	0	20	10.0	3-5	.600	0-0	.000	1-2	.500	0	4	4	2.0	2	0	0	3	2	0	7	3.5
10	MARTIN, Brandon	5	0	18	3.6	1-4	.250	0-1	.000	0-0	.000	1	4	5	1.0	0	0	2	1	0	0	2	0.4
21	THOMAS, Matt	1	0	12	12.0	1-1	1.000	0-0	.000	0-0	.000	1	0	1	1.0	1	0	0	0	1	1	2	2.0
20	VELASQUEZ, David	2	0	3	1.5	0-2	.000	0-2	.000	0-0	.000	0	0	0	0.0	0	0	0	0	0	0	0	0.0
TEAM												15	22	37	2.5	0		1					
SDSU TOTALS		15				429-868	.494	84-235	.357	202-268	.754	156	373	529	35.3	200	1	250	215	63	127	1144	76.3
OPPONENTS		15				371-891	.416	107-337	.318	111-172	.645	170	303	473	31.5	259	9	185	248	31	91	960	64.0

SCORE BY PERIODS:	1st	2nd	OT	2OT	Total
SAN DIEGO STATE	544	600			1,144
OPPONENTS	426	534			960

Away/Neutral Games Only Record: 8-8

No.	Player	GPGS	Min	Avg	TOTAL		3-PTS			REBOUNDS													
					FG-FGA	Pct	3FG-FGA	Pct	FT-FTA	Pct	Off	Def	Tot	Avg	PF	FO	A	TO	Blk	Stl	Pts	Avg	
01	HEATH, Brandon	16	16	610	38.1	114-272	.419	50-129	.388	52-68	.765	16	52	68	4.3	33	0	51	54	1	33	330	20.6
34	ABUKAR, Mohamed	15	14	506	33.7	83-182	.456	10-30	.333	57-72	.792	15	72	87	5.8	40	2	14	39	12	7	233	15.5
31	WADE, Lorenzo	16	13	507	31.7	70-142	.493	8-34	.235	20-32	.625	12	60	72	4.5	36	1	42	50	14	26	168	10.5
04	HABEL, Jerome	13	10	395	30.4	67-106	.632	0-0	.000	23-47	.489	32	54	86	6.6	36	2	11	20	23	11	157	12.1
03	WILLIAMS, Richie	16	15	572	35.8	39-93	.419	17-43	.395	24-33	.727	18	44	62	3.9	50	0	65	53	1	31	119	7.4
33	SPAIN, Kyle	16	9	377	23.6	20-71	.282	5-20	.250	24-36	.667	19	49	68	4.3	43	1	15	20	7	17	69	4.3
02	JOHNSON, Jer'Vaughn	16	1	132	8.3	12-17	.706	0-0	.000	8-15	.533	13	18	31	1.9	26	0	0	11	1	0	32	2.0
30	LAMB, Chris	10	1	51	5.1	5-7	.714	0-0	.000	0-0	.000	2	4	6	0.6	6	0	1	1	2	0	10	1.0
05	PASTOREK, Jon	12	0	55	4.6	3-7	.429	0-1	.000	0-0	.000	3	4	7	0.6	10	0	2	4	0	1	6	0.5
21	THOMAS, Matt	1	1	18	18.0	0-0	.000	0-0	.000	1-2	.500	0	2	2	2.0	2	0	4	3	0	1	1	1.0
10	MARTIN, Brandon	4	0	2	0.5	0-0	.000	0-0	.000	0-0	.000	0	0	0	0.0	0	0	0	0	0	0	0	0.0
32	VELASQUEZ, David	1	0	0	0.0	0-0	.000	0-0	.000	0-0	.000	0	0	0	0.0	0	0	0	0	0	0	0	0.0
TEAM												23	24	47	2.9	0		4					
SDSU TOTALS		16				413-897	.460	90-257	.350	209-305	.685	153	383	536	33.5	282	6	205	259	61	127	1125	70.3
OPPONENTS		16				418-946	.442	114-339	.336	208-307	.678	194	380	574	35.9	295	7	239	244	65	120	1158	72.4

SCORE BY PERIODS:	1st	2nd	OT	2OT	Total
SAN DIEGO STATE	503	611	11		1,125
OPPONENTS	516	638	4		1,158

2006-07 Team Game-By-Game

Opponent	Site/Date	FG-FGA	Pct	3P-3PA	Pct	FT-FTA	Pct	Off-Def	Tot	PF	AT	TO	BS	ST	1st-2nd	Pts
SDSU	N	29-57	.509	8-16	.500	21-25	.840	14-13	27	14	13	21	2	8	41-46	87
vs Murray State	11/10	32-54	.593	11-21	.524	9-9	1.000	9-15	24	25	15	24	4	8	34-50	84
SDSU	A	30-64	.469	3-6	.500	11-14	.786	9-25	34	20	13	11	4	11	35-39	74
at Saint Mary's	11/11	28-69	.406	8-26	.308	9-16	.563	21-28	49	16	12	18	10	5	39-34	73
SDSU	N	23-45	.511	7-13	.538	23-28	.511	6-31	37	13	9	16	1	4	34-42	76
vs. Seattle Pacific	11/12	28-66	.424	11-36	.306	6-9	.667	8-19	27	20	16	10	0	7	34-39	73
at SDSU	H	28-46	.609	9-11	.818	19-26	.731	10-30	40	11	17	15	9	7	41-43	84
UC San Diego	11/15	18-63	.286	8-30	.267	4-4	1.000	15-12	27	18	11	15	4	8	14-34	48
at SDSU	H	34-56	.607	5-12	.417	13-18	.722	8-26	34	15	18	17	6	7	30-56	86
California	11/18	31-63	.492	8-17	.471	9-13	.692	8-16	24	17	11	13	3	5	31-48	79
at SDSU	H	30-57	.526	7-15	.467	12-19	.632	10-32	42	13	17	19	4	12	45-34	79
UC Riverside	11/21	18-54	.333	4-17	.235	5-9	.556	6-21	27	17	7	20	1	9	20-25	45
SDSU	A	27-55	.491	5-11	.455	17-26	.654	12-20	32	17	13	13	3	8	29-47	76
at UCSB	11/25	27-53	.509	5-16	.313	13-17	.765	9-20	29	23	14	17	2	6	31-41	72
at SDSU	H	29-61	.475	3-13	.231	18-22	.818	13-24	37	17	13	15	1	8	41-38	79
San Diego	11/29	29-62	.468	8-25	.320	10-19	.526	15-21	36	21	18	19	1	4	40-36	76
SDSU	A	26-59	.441	8-21	.381	13-23	.565	13-25	38	23	14	22	2	5	39-34	73
at Western Mich.	12/2	28-62	.452	7-22	.318	21-32	.656	12-22	34	22	13	12	4	16	44-40	84
at SDSU	H	21-64	.328	5-25	.200	1-4	.250	13-21	34	12	13	14	1	6	22-26	48
(14/15) Arizona	12/9	28-60	.467	7-17	.412	6-10	.600	12-31	43	12	13	13	4	6	38-31	69
at SDSU	H	48-69	.696	10-19	.526	13-14	.929	8-29	37	16	33	20	4	8	58-61	119
Campbell	12/12	32-75	.427	11-35	.314	7-14	.500	17-13	30	17	14	21	0	11	42-40	82
at SDSU	H	26-51	.510	8-19	.421	14-18	.778	8-32	40	20	15	24	6	5	35-39	74
Loyola Marymount	12/16	20-61	.328	6-20	.300	17-25	.680	10-19	29	21	14	12	0	8	25-38	63
SDSU	A	18-40	.450	5-13	.385	13-17	.765	2-24	26	16	7	20	2	6	33-21	54
at (rv/rv) Wash. St.	12/21	24-57	.421	4-19	.211	12-16	.750	10-21	31	14	14	9	3	10	23-41	64
at SDSU	H	29-60	.483	6-18	.333	14-23	.609	11-24	35	9	15	13	7	12	39-39	78
Lafayette	12/30	26-62	.419	8-28	.286	8-11	.727	13-21	34	20	15	19	1	6	36-32	68
at SDSU	H	22-64	.344	3-18	.167	18-20	.900	12-23	35	12	12	10	2	8	35-30	65
Wyoming	1/3	28-62	.452	5-18	.278	5-10	.500	13-30	43	18	13	18	5	3	30-36	66
SDSU	A	20-50	.400	4-11	.364	14-27	.519	9-19	28	19	9	21	6	10	23-35	58
at Brigham Young	1/6	27-57	.474	8-17	.471	18-27	.667	15-28	43	23	17	21	11	7	35-45	80
at SDSU	H	27-51	.529	6-13	.462	21-24	.875	7-22	29	16	17	14	3	4	41-40	81
Colorado State	1/13	30-61	.492	8-23	.348	8-12	.667	11-18	29	20	13	13	3	5	41-35	76
at SDSU	H	28-61	.459	8-20	.400	9-16	.563	16-21	37	8	19	13	2	10	28-45	73
New Mexico	1/17	28-55	.509	8-21	.381	4-8	.500	9-17	26	13	18	15	0	6	24-44	68
SDSU	A	21-53	.396	3-20	.150	6-10	.600	8-24	32	18	9	9	2	6	17-34	51
at (13/11) Air Force	1/20	16-41	.390	9-26	.346	15-20	.750	4-27	31	13	13	11	2	3	23-33	56
SDSU	A	27-60	.450	5-16	.313	2-7	.286	15-25	40	21	7	17	7	3	25-36	61
at (rv/rv) UNLV	1/23	23-64	.359	8-22	.364	14-20	.700	20-23	43	13	15	10	6	9	23-45	68
at SDSU	H	23-51	.451	0-7	.000	17-22	.773	8-20	28	15	14	11	6	10	25-38	63
Utah	1/27	19-51	.373	7-22	.318	8-10	.800	11-21	32	22	10	21	3	6	25-28	53
SDSU	A	29-61	.475	4-12	.333	14-19	.737	8-25	33	17	17	11	6	9	40-36	76
at TCU	1/31	25-64	.391	9-25	.360	12-21	.571	18-25	43	19	19	18	4	5	34-37	71
at SDSU	H	24-51	.471	5-16	.313	9-11	.818	8-27	35	12	15	12	5	6	24-38	62
(15/13) Air Force	2/6	17-47	.362	3-19	.158	4-6	.667	3-20	23	14	10	13	0	4	16-25	41
SDSU	A	30-63	.476	6-17	.353	15-17	.882	9-30	39	10	17	16	6	9	38-43	81
at Colorado State	2/10	27-67	.403	5-16	.313	7-12	.583	12-25	37	19	14	15	1	11	34-32	66
at SDSU	H	26-67	.388	8-20	.400	7-8	.875	18-20	38	10	15	7	7	12	37-30	67
(rv/rv) UNLV	2/13	21-57	.368	6-22	.273	4-6	.667	16-24	40	9	5	17	4	4	19-33	52
SDSU	A	24-59	.407	4-15	.267	19-30	.633	9-21	30	21	7	13	1	9	33-38	71
at Wyoming	2/17	27-53	.509	4-12	.333	22-32	.688	10-32	42	23	17	16	6	7	37-43	80

2006-07 Team Game-By-Game (cont.)

Opponent	Site/Date	FG-FGA	Pct	3P-3PA	Pct	FT-FTA	Pct	Off-Def	Tot	PF	AT	TO	BS	ST	1st-2nd	Pts
SDSU	A	29-65	.446	8-25	.320	15-20	.750	14-36	50	17	21	19	8	9	33-37-11	81
at New Mexico	2/20	28-76	.368	9-33	.273	9-15	.600	16-26	42	18	16	14	5	7	33-37-4	74
at SDSU	H	34-59	.576	1-9	.111	17-23	.739	6-22	28	14	17	11	0	12	43-43	86
(21/22) BYU	2/24	26-58	.448	10-23	.435	12-15	.800	11-19	30	20	13	19	2	6	25-49	74
SDSU	A	28-58	.483	7-18	.389	5-9	.556	6-23	29	20	16	14	3	8	19-49	68
at Utah	2/27	29-52	.558	6-16	.375	10-17	.588	5-27	32	13	15	15	3	3	32-42	74
at SDSU	H	22-67	.328	5-21	.238	7-13	.538	20-20	40	8	14	10	5	9	34-22	56
TCU	3/3	21-50	.420	7-20	.350	2-3	.667	8-28	36	15	14	18	2	3	27-24	51
vs. SDSU (MWC)	N	25-56	.446	7-24	.292	7-13	.538	9-16	25	16	20	13	4	10	30-34	64
Colorado State	3/8	27-53	.509	3-9	.333	12-18	.667	12-24	36	16	12	17	3	5	31-38	69
SDSU (NIT)	A	27-52	.519	6-19	.316	14-20	.700	10-26	36	20	13	23	4	12	34-40	74
at Missouri State	3/14	22-58	.379	7-23	.304	19-26	.731	13-18	31	18	17	17	1	11	29-41	70
SDSU (NIT)	A															
at Syracuse	3/19															

2006-07 Efficiency Ratings

The National Basketball Association uses a formula to rank the most efficient players in the league. The formula is efficiency = (PTS + REB + AST + STL + BLK) - ((FGA - FGM) + (FTA - FTM) + TO). Below are San Diego State's efficiency ratings for the 2006-07 season.

SEASON EFFICIENCY POINTS

Brandon Heath	.495
Mohamed Abukar	.464
Lorenzo Wade	.433
Jerome Habel	.400
Richie Williams	.370
Kyle Spain	.248
Jer'Vaughn Johnson	.79
Chris Lamb	.42
Jon Pastorek	.39
Matt Thomas	.9
Brett Hoerner	.7
Brandon Martin	.5
David Velasquez	-.1
TEAM TOTAL	.2,590

SEASON EFFICIENCY POINTS PER MINUTE

Jerome Habel	.0486
Mohamed Abukar	.0452
Lorenzo Wade	.0431
Brandon Heath	.0418
TEAM AVERAGE	.0403
Kyle Spain	.0350
Brett Hoerner	.0350
Richie Williams	.0340
Chris Lamb	.0321
Jer'Vaughn Johnson	.0309
Matt Thomas	.0300
Jon Pastorek	.0295
Brandon Martin	.0250
David Velasquez	-.0333

MWC EFFICIENCY POINTS

Lorenzo Wade	.226
Brandon Heath	.225
Jerome Habel	.218
Mohamed Abukar	.208
Richie Williams	.183
Kyle Spain	.117
Jer'Vaughn Johnson	.23
Jon Pastorek	.10
Chris Lamb	.9
Matt Thomas	.9
Brandon Martin	-.1
David Velasquez	-.1
TEAM TOTAL	.1,226

2006-07 Hockey +/- Ratings

Hockey +/- tracks the team score while the player is on the court (total points team scored while on the court-total points team allowed while on the court).

HOCKEY +/- POINTS

Mohamed Abukar	+154
Lorenzo Wade	+154
Richie Williams	+146
Brandon Heath	+143
Jerome Habel	+123
Kyle Spain	+47
Chris Lamb	+18
Jer'Vaughn Johnson	+16
Brett Hoerner	+11
Brandon Martin	-3
David Velasquez	-4
Matt Thomas	-10
Jon Pastorek	-15
TEAM TOTAL	+156

HOCKEY +/- POINTS PER MINUTE

Brett Hoerner	+0.550
Lorenzo Wade	+0.153
Mohamed Abukar	+0.150
Jerome Habel	+0.149
Chris Lamb	+0.137
Richie Williams	+0.134
TEAM AVERAGE	+0.121
Brandon Heath	+0.121
Kyle Spain	+0.066
Jer'Vaughn Johnson	+0.063
Jon Pastorek	-0.114
Brandon Martin	-0.150
Matt Thomas	-0.333
David Velasquez	-1.333

MWC HOCKEY +/- POINTS

Jerome Habel	+77
Brandon Heath	+55
Mohamed Abukar	+51
Lorenzo Wade	+48
Richie Williams	+37
Kyle Spain	+16
Jer'Vaughn Johnson	.0
David Velasquez	-4
Brandon Martin	-6
Matt Thomas	-10
Chris Lamb	-16
Jon Pastorek	-23
TEAM TOTAL	+50

2006-07 Individual Game-By-Game (Points/Rebs./Asts.)

Opponent	00 Brett Hoerner	1 Brandon Heath	2 Jer'Vaughn Johnson	3 Richie Williams	4 Jerome Habel	5 Jon Pastorek	10 Brandon Martin	21 Matt Thomas	30 Chris Lamb	31 Lorenzo Wade	32 David Velasquez	33 Kyle Spain	34 Mohamed Abukar
~ vs. Murray State	TS	27/5/3*	5/4/0	8/3/8*	TS	0/0/0	CD	INJ	6/2/0*	11/4/1*		15/4/1	15/1/0*
~ at. Saint Mary's	TS	20/5/6*	8/5/0	6/3/5*	TS	0/0/0	0/0/0	INJ	0/1/0	12/2/1*		7/5/1*	21/7/0*
~ vs. Seattle Pacific	TS	20/4/2*	2/2/0	12/3/3*	TS	0/0/0	CD	INJ	0/0/0	14/4/0*		6/11/0*	22/10/4*
UC SAN DIEGO	3/2/0	18/6/1*	6/3/1	11/3/4*	TS	13/1/0	0/5/1	INJ	6/4/2*	15/7/5*		CD	12/6/3*
CALIFORNIA	CD	19/2/7*	0/0/0	2/4/4*	23/7/0	CD	CD	INJ	4/2/1*	8/4/2		8/5/1*	22/7/3*
UC RIVERSIDE	4/2/0	13/4/2*	9/3/0	6/4/8*	6/10/2*	5/1/2	0/0/0	INJ	3/2/1	6/6/1		18/4/1*	9/5/0*
at UC Santa Barbara	CD	29/4/2*	0/0/0	2/5/5*	14/7/1*	CD	CD	INJ	0/1/0	13/1/1		4/4/2*	14/9/1*
SAN DIEGO	CD	21/3/4*	0/2/0	8/5/2*	2/6/3*	CD	CD	INJ	0/1/0	14/6/1		12/4/0*	22/7/3*
at Western Michigan	CD	13/1/3*	3/2/0	12/6/4*	14/7/3*	0/0/0	0/0/0	INJ	0/0/0	12/8/2		2/6/1*	17/5/1*
#(14/15) ARIZONA	CD	14/4/2*	0/0/1	4/7/4*	9/7/1*	CD	CD	INJ	2/0/1	5/3/2		7/5/1*	7/6/1*
CAMPBELL	CD	19/2/7*	17/6/1	15/1/6*	12/6/2*	4/2/2	2/0/1	INJ	2/1/1	21/4/4		8/4/5*	19/7/4*
LOYOLA MARYMOUNT	CD	25/4/4*	1/4/0	3/3/6*	8/9/0	CD	CD	INJ	0/0/0*	7/6/1		13/2/1*	17/7/3*
`at (rv/rv) Washington State	CD	20/4/2*	0/0/0*	5/4/1*	8/6/1	CD	CD	INJ	CD	7/4/1		5/2/2*	12/4/0*
LAFAYETTE	20/5/1*	3/0/0	8/8/8*	7/10/2*	3/1/0	CD	INJ	CD	11/3/3*		INJ		26/6/1*
WYOMING	26/6/3	0/1/0	5/6/6*	8/1/0*	0/0/0	CD	2/1/0	CD	5/6/0*			4/5/1	15/6/2*
at Brigham Young	13/5/3	0/5/0	7/3/1	12/2/0	0/0/0	CD	1/2/4*	CD	9/1/1*			4/1/0*	12/7/0*
COLORADO STATE	15/1/6	CD	7/4/6*	5/3/1	3/3/0	CD	INJ	CD	13/9/2*			22/5/0*	16/4/2*
NEW MEXICO	16/3/4	CD	12/4/7*	11/4/1*	0/2/1	CD	INJ	CD	13/12/4*			7/8/1*	14/4/1
at (13/11) Air Force	15/7/3	CD	0/1/3*	15/5/0	0/0/0	CD	INJ	CD	11/7/1*			2/6/0*	6/4/2*
at (rv/rv) UNLV	20/3/2	0/3/0	9/5/2*	9/7/0*	4/5/1	CD	INJ	4/1/0	11/11/1*	DND		4/4/1*	INJ
UTAH	14/2/1	0/0/0	6/3/5*	17/4/0	0/0/0	CD	INJ	0/1/0	12/7/5*	CD		2/3/1*	12/4/2*
at TCU	22/10/6	4/1/0	5/2/2*	6/4/1*	0/0/0	CD	INJ	0/0/0	19/6/4*	CD		3/5/4*	17/1/0
(15/13) AIR FORCE	14/3/6	0/1/0	6/2/4*	11/8/0*	0/1/0	0/0/0	INJ	2/1/0	5/5/3*	0/0/0		8/4/0	16/8/2*
at Colorado State	14/2/5	3/1/0	18/6/6*	10/7/0*	CD	CD	INJ	CD	9/6/5*	CD		8/4/0	19/10/1*
(rv/rv) UNLV	16/5/4	2/5/0	6/3/5*	9/5/1*	0/0/0	0/0/0	INJ	0/0/0	15/4/2*	0/0/0		7/8/0	12/7/3*
at Wyoming	22/2/4	0/1/0	8/4/0*	18/9/2*	0/0/0	0/0/0	INJ	CD	6/2/0*	0/0/0		1/0/0	16/4/1*
at New Mexico	30/4/3	2/5/0	5/3/7*	18/12/1*	0/0/0	CD	INJ	0/0/0	16/9/8*	CD		1/9/0	9/4/2*
(21/22) BRIGHAM YOUNG	30/7/7	3/1/0	0/2/5*	12/4/0*	CD	CD	INJ	0/0/0	10/5/3*	CD		4/2/0	27/3/2*
at Utah	19/5/3	0/1/0	8/4/7*	8/3/1*	CD	CD	INJ	0/1/0	5/1/3*	CD		4/2/2	24/10/0*
TCU	12/2/3	2/1/0	10/4/4*	11/8/0*	CD	CD	INJ	CD	2/7/4*	CD		7/9/1	12/6/2*
^vs. Colorado State (MWC-QF)	20/3/2*	0/0/0	8/4/6*	14/7/0*	0/0/0	CD	INJ	0/0/0	6/2/9*	CD		2/4/1	14/5/2*
%at Missouri State	26/4/2*	3/1/0	6/6/5*	11/10/1*	2/2/1	CD	INJ	CD	7/4/4*	CD		4/1/0	15/6/0*
%at (rv/rv) Syracuse													

* - Indicates starter. CD - Did Not Play-Coach's Decision. DND - Did Not Dress. DNT - Did Not Travel. INJ - Did Not Play-Injured. TS - Team Suspension. ~ - Shamrock Invitational (Moraga, Calif.). # - San Diego SLAM. * - Indicates Mountain West Conference Game. ` - Game played at Key Arena (Seattle, Wash.). ^ - Mountain West Conference Championships (Thomas & Mack Center; Las Vegas, Nev.). % - MasterCard NIT.

2006-07 Starting Lineups

SF	PF	C	SG	PG	W-L	Record As SDSU Starter	Season	Career
Wade	Abukar	Lamb	Heath	Williams	2-0	Mohamed Abukar	20-9	37-13
Wade	Spain	Abukar	Heath	Williams	4-1	Jerome Habel	14-7	14-7
Spain	Abukar	Lamb	Heath	Williams	2-0	Brandon Heath	22-10	68-51
Spain	Abukar	Habel	Heath	Williams	4-2	Jer'Vaughn Johnson	0-1	0-1
Spain	Johnson	Abukar	Heath	Williams	0-1	Chris Lamb	4-0	4-0
Wade	Abukar	Habel	Heath	Williams	8-4	Kyle Spain	12-6	29-14
Wade	Spain	Abukar	Heath	Thomas	0-1	Matt Thomas	0-1	7-11
Wade	Spain	Habel	Heath	Williams	2-1	Lorenzo Wade	16-7	16-7
						Richie Williams	22-9	45-18

2006-07 Superlatives

Individual

Category	San Diego State	Opponent
Points Scored	30 by Brandon Heath vs. Brigham Young (2-24-07) 30 by Brandon Heath at New Mexico (2-20-07)	34 by Dustin Bremerman vs. Seattle Pacific (11-12-06)
Field Goals	12 by Brandon Heath vs. Brigham Young (2-24-07)	13 by Dustin Bremerman vs. Seattle Pacific (11-12-06)
Field Goals Attempted	24 by Brandon Heath at New Mexico (2-20-07)	24 by Dustin Bremerman vs. Seattle Pacific (11-12-06)
Highest FG Percentage (min. 5 made)	100.0 (6-6) by Kyle Spain vs. UC Riverside (11-21-06)	100.0 (5-5) by Shawn Witherspoon vs. Murray St. (11-10-06)
Highest FG Percentage (min. 10 made)	90.9 (10-11) by Jerome Habel vs. California (11-18-06)	84.6 (11-13) by Ricky Johns at Utah (2-27-07)
3-Point Field Goals Made	5 by Brandon Heath vs. Colorado State (2-8-07) 5 by Brandon Heath at New Mexico (2-20-07) 5 by Brandon Heath at UC Santa Barbara (11-25-06) 5 by Brandon Heath vs. Murray St. (11-10-06)	6 by Ricky Johns at Utah (2-27-07)
3-Point Field Goals Attempted	14 by Brandon Heath at New Mexico (2-20-07)	10 by Darren Prentice at New Mexico (2-20-07) 10 by Jacob Burttschi at Air Force (1-20-07) 10 by Drew Matzen vs. Seattle Pacific (11-12-06) 10 by Dustin Bremerman vs. Seattle Pacific (11-12-06)
3-Point Field Goal Percentage (min. 4 made)	62.5 (5-8) by Brandon Heath at UCSB (11-25-06)	85.7 (6-7) by Ricky Johns at Utah (2-27-07)
3-Point Field Goal Percentage (min. 5 made)	62.5 (5-8) by Brandon Heath at UCSB (11-25-06)	85.7 (6-7) by Ricky Johns at Utah (2-27-07)
Free Throws	8 by Mohamed Abukar vs. Wyoming (1-3-07) 8 by Brandon Heath vs. Wyoming (1-3-07) 8 by Mohamed Abukar vs. Seattle Pacific (11-12-06)	17 by Brad Jones at Wyoming (2-17-07)
Free Throws Attempted	10 by Brandon Heath vs. Wyoming (1-3-07) 10 by Brandon Heath at UC Santa Barbara (11-25-06) 10 by Mohamed Abukar vs. Seattle Pacific (11-12-06)	18 by Brad Jones at Wyoming (2-17-07)
Free Throw Percentage (min. 7 made)	100.0 (8-8) by Mohamed Abukar vs. Wyoming (1-3-07) 100.0 (7-7) by Richie Williams vs. Campbell (12-12-06)	94.4 (17-18) by Brad Jones at Wyoming (2-17-07)
Free Throw Percentage (min. 10 made)	none	94.4 (17-18) by Brad Jones at Wyoming (2-17-07)
Offensive Rebounds	7 by Kyle Spain vs. UNLV (2-13-07)	6 by Diamon Simpson at Saint Mary's (11-11-06)
Defensive Rebounds	10 by Lorenzo Wade at UNLV (1-23-07)	11 by Marcus Williams vs. Arizona (12-9-06)
Total Rebounds	12 by Lorenzo Wade vs. New Mexico (1-17-07)	16 by Marcus Williams vs. Arizona (12-9-06)
Assists	9 by Lorenzo Wade vs. Colorado State (3-8-07)	7 by Johnie Bryant at Utah (2-27-07) 7 by Darren Prentice at New Mexico (2-20-07) 7 by Ledell Eackles vs. Campbell (12-12-06)
Blocked Shots	4 by Jerome Habel at New Mexico (2-20-07) 4 by Lorenzo Wade vs. Lafayette (12-30-06)	6 by Trent Plaisted at Brigham Young (1-6-07) 6 by Diamon Simpson at Saint Mary's (11-11-06)
Steals	6 by Richie Williams vs. Utah (1-27-07)	5 by Jonathan Rodriguez vs. Campbell (12-12-06)
Minutes Played	44 by Brandon Heath at New Mexico (2-20-07)	40 by Darren Prentice at New Mexico (2-20-07) 40 by Derrick Low at Washington State (12-21-06)

Team

SDSU High	SDSU Low	Category	Opponent High	Opponent Low
119 vs. Campbell (12-12-06)	48 vs. Arizona (12-9-06)	Points Scored	84 at Western Mich./vs. Murray St.	41 vs. Air Force (2-6-07)
48 vs. Campbell (12-12-06)	18 at Washington State (12-21-06)	Field Goals	32 vs. Murray St./Campbell	16 at Air Force (1-20-07)
69 vs. Campbell (12-12-06)	45 vs. Seattle Pacific (11-12-06)	Field Goals Attempted	76 at New Mexico (2-20-07)	50 vs. TCU (3-3-07)
69.6 vs. Campbell (12-12-06)	32.8 vs. Arizona vs. TCU	FG Percentage	59.3 vs. Murray State (11-10-06)	28.6 vs. UCSD (11-15-06)
10 vs. Campbell (12-12-06)	0 vs. Utah (1-27-07)	3-Point Field Goals Made	11 - three times	3 vs. Air Force vs. Colorado St.
25 vs. Arizona/at New Mexico	6 at Saint Mary's (11-11-06)	3-Point Field Goals Attempted	36 vs. Seattle Pacific (11-12-06)	9 vs. Colorado State (3-8-07)
81.8 vs. UCSD (11-15-06)	0.0 vs. Utah (1-27-07)	3-Point Field Goal Percentage	52.4 vs. Murray St. (11-10-06)	15.8 vs. Air Force (2-6-07)
23 vs. Seattle Pacific (11-12-06)	1 vs. Arizona (12-9-06)	Free Throws Made	22 at Wyoming (2-17-07)	2 vs. TCU (3-3-07)
30 at Wyoming (2-17-07)	4 vs. Arizona (12-9-06)	Free Throws Attempted	32 at Western Mich./at Wyoming	3 vs. TCU (3-3-07)
92.9 vs. Campbell (12-12-06)	25.0 vs. Arizona (12-9-06)	Free Throw Percentage	100.0 vs. Murray St./UCSD	50.0 vs. Campbell vs. Wyoming
20 vs. TCU (3-3-07)	2 at Washington State (12-21-06)	Offensive Rebounds	21 at Saint Mary's (11-11-06)	3 vs. Air Force (2-6-07)
36 at New Mexico (2-20-07)	13 vs. Murray St. (11-10-06)	Defensive Rebounds	32 at Wyoming (2-17-07)	12 vs. UCSD (11-15-06)
50 at New Mexico (2-20-07)	25 vs. Colorado State (3-8-07)	Total Rebounds	49 at Saint Mary's (11-11-06)	23 vs. Air Force (2-6-07)
23 at Western Michigan (12-2-06)	8 vs. New Mexico vs. TCU	Fouls	25 vs. Murray St. (11-10-06)	8 vs. New Mexico (1-17-07)
2 at Missouri State (3-14-07)	0 - many times	Fouled Out	2 vs. Seattle Pacific (11-12-06)	0 - many times
33 vs. Campbell (12-12-06)	7 at Wash. St./at UNLV/at Wyo.	Assists	19 vs. New Mexico/at TCU	5 vs. UNLV (2-13-07)
24 vs. LMU (12-16-06)	7 vs. UNLV (2-13-07)	Turnovers	24 vs. Murray St. (11-10-06)	9 at Washington St. (12-21-06)
9 vs. UCSD (11-15-06)	0 vs. Brigham Young (2-24-07)	Blocked Shots	11 at Brigham Young (1-6-07)	0 - four times
12 - five times	4 vs. Seattle Pacific (11-12-06)	Steals	16 at Western Michigan (12-2-06)	3 - four times
61 vs. Campbell, 2nd (12-12-06)	17 at Air Force, 1st (1-20-07)	Points/Half	50 vs. Murray St., 2nd (11-10-06)	14 vs. UCSD, 1st (11-15-06)
77.4 vs. Campbell, 1st (12-12-06)	27.8 vs. Arizona, 1st (12-9-06)	FG Percentage/Half	70.4 vs. Murray St., 2nd (11-10-06)	21.2 vs. UNLV, 1st (2-13-07)
6 vs. Campbell (12-12-06)	1 vs. Arizona (12-9-06)	Double-Figure Scorers	5 at Saint Mary's (11-11-06)	1 vs. UCSD vs. AFA vs. UNLV
+15 vs. UC Riverside (11-21-06)	-15 at Saint Mary's/at BYU	Rebound Margin		
+27 vs. UCSD (11-15-06)	-16 vs. Arizona (12-9-06)	Halftime Scoring Margin		

2006-07 Game-By-Game Miscellaneous Leaders

Date	Opponent	SDSU Result	Efficiency	Hockey +/-	PRA	Playing Time
Nov. 10	~vs. Murray State	W 87-84	Heath+26	Johnson/Lamb+5	Heath35	Williams 40:00
Nov. 11	~at Saint Mary's	W 74-73	Abukar+20	Abukar+8	Heath31	Williams 40:00
Nov. 12	~vs. Seattle Pacific	W 76-73	Abukar+29	Abukar+9	Abukar36	Williams 40:00
Nov. 15	UC SAN DIEGO	W 84-48	Wade+24	Williams+43	Wade27	Williams 32:26
Nov. 18	CALIFORNIA	W 86-79	Abukar+28	Spain+14	Abukar32	Heath 39:33
Nov. 21	UC RIVERSIDE	W 79-45	Spain+24	Abukar+36	Spain23	Williams 29:53
Nov. 25	at UC Santa Barbara	W 76-72	Heath+29	Habel+7	Heath35	Heath 37:51
Nov. 29	SAN DIEGO	W 79-76	Abukar+24	Abukar+12	Abukar32	Abukar 36:40
Dec. 2	at Western Michigan	L 73-84	Habel+18	Johnson+5	Habel24	Heath 38:06
Dec. 9	#(14/15) ARIZONA	L 48-69	Habel+11	Lamb0	Heath20	Heath 39:08
Dec. 12	CAMPBELL	W 119-82	Wade+27	Abukar/Spain ...+30	Abukar30	Heath 30:39
Dec. 16	LOYOLA MARYMOUNT	W 74-63	Heath+23	Wade+17	Heath33	Heath 36:38
Dec. 21	`at (rv/rv) Washington State	L 54-64	Heath+16	Wade0	Heath26	Heath 40:00
Dec. 30	LAFAYETTE	W 78-68	Abukar+23	Williams+16	Abukar33	Heath 38:43
Jan. 3	*WYOMING	L 65-66	Heath+21	Spain+4	Heath35	Heath 38:27
Jan. 6	*at Brigham Young	L 58-80	Abukar/Habel+11	Johnson-2	Heath21	Abukar 35:12
Jan. 13	*COLORADO STATE	W 81-76	Spain+23	Spain+20	Spain27	Wade 37:45
Jan. 17	*NEW MEXICO	W 73-68	Wade+24	Habel+14	Wade29	Heath 39:39
Jan. 20	*at (13/11) Air Force	L 51-56	Habel/Heath/Wade +15	Spain+11	Heath25	Heath 39:27
Jan. 23	*at (rv/rv) UNLV	L 61-68	Wade+14	Johnson+1	Heath25	Heath 39:56
Jan. 27	*UTAH	W 63-53	Wade+21	Abukar/Wade ...+14	Wade24	Wade 36:10
Jan. 31	*at TCU	W 76-71	Heath+27	Habel/Wade+10	Heath38	Heath 37:23
Feb. 6	* (15/13) AIR FORCE	W 62-41	Abukar+20	Heath+23	Abukar26	Heath 36:36
Feb. 10	*at Colorado State	W 81-66	Williams+25	Abukar+18	Abukar/Williams ..30	Williams 39:04
Feb. 13	*(rv/rv) UNLV	W 67-52	Wade+25	Williams+15	Heath25	Wade 37:18
Feb. 17	*at Wyoming	L 71-80	Habel+23	Habel+6	Habel29	Heath 38:19
Feb. 20	*at New Mexico	W-ot 81-74	Habel+29	Abukar/Heath/Habel +7	Heath37	Heath 44:27
Feb. 24	* (21/22) BRIGHAM YOUNG	W 86-74	Heath+34	Wade+20	Heath44	Williams 39:13
Feb. 27	*at Utah	L 68-74	Abukar+25	Habel+8	Abukar34	Heath 38:31
Mar. 3	*TCU	W 56-51	Spain+15	Habel+11	Abukar20	Heath 36:56
Mar. 8	^vs. Colorado State (MWC-QF)	L 64-69	Habel+19	Wade-1	Heath25	Williams 37:32
Mar. 14	%at Missouri State (NIT-1R)	W 74-70	Heath+18	Heath+10	Heath32	Heath 37:57
Mar. 19	%at (rv/rv) Syracuse (NIT-2R)					

~ - Shamrock Invitational (Moraga, Calif.). # - San Diego SLAM. * - Indicates Mountain West Conference Game. ` - Game played at Key Arena (Seattle, Wash.). ^ - Mountain West Conference Championships (Thomas & Mack Center; Las Vegas, Nev.). % - MasterCard NIT.

Individual Game Win Share Champion: vs. Murray State - Kyle Spain .2271; at Saint Mary's - Mohamed Abukar .9220; vs. Seattle Pacific - Mohamed Abukar .4790; UCSD - Lorenzo Wade .1997; California - Mohamed Abukar .3060; UC Riverside - Kyle Spain .1700; at UC Santa Barbara - Brandon Heath .3290; San Diego - Mohamed Abukar .5412; at Western Michigan - Jer'Vaughn Johnson .0611; Arizona - Jerome Habel .0327; Campbell - Mohamed Abukar .1650; Loyola Marymount - Brandon Heath .2312; at Washington State - Lorenzo Wade .0745; Lafayette - Mohamed Abukar .2750; Wyoming - Kyle Spain .4615; at Brigham Young - Jerome Habel .0768; Colorado State - Kyle Spain .5237; New Mexico - Jerome Habel .3425; at Air Force - Kyle Spain .2564; at UNLV - Jon Pastorek .0502; Utah - Lorenzo Wade .2838; at TCU - Lorenzo Wade .3348; Air Force - Mohamed Abukar .1996; at Colorado State - Mohamed Abukar .2220; UNLV - Lorenzo Wade .2204; at Wyoming - Jerome Habel .2255; at New Mexico - Jerome Habel .2368; vs. Brigham Young - Brandon Heath .2836; at Utah - Jerome Habel .1941; TCU - Jerome Habel .3283; vs. Colorado State - Jerome Habel .0884; at Missouri State - Brandon Heath .3584.

Games Led Individual Win Share: Mohamed Abukar 8, Jerome Habel 8, Kyle Spain 5, Lorenzo Wade 5, Brandon Heath 4, Jer'Vaughn Johnson 1, Jon Pastorek 1.

2006-07 Win Share Ratings

WIN SHARES

Mohamed Abukar+4.6676
Brandon Heath+4.3925
Lorenzo Wade+3.9294
Jerome Habel+3.6655
Richie Williams+2.8811
Kyle Spain+2.5765
Jer'Vaughn Johnson+0.3291
Matt Thomas+0.3239
Brett Hoerner+0.0646
Brandon Martin-0.0249
David Velasquez-0.0285
Chris Lamb-0.4730
Jon Pastorek-0.3037
TEAM TOTAL+22.0000

MWC WIN SHARES

Jerome Habel+2.1224
Lorenzo Wade+1.9158
Brandon Heath+1.8911
Mohamed Abukar+1.6097
Kyle Spain+1.4231
Richie Williams+0.9648
Matt Thomas+0.3239
John Pastorek+0.0467
David Velasquez-0.0285
Brandon Martin-0.0544
Jer'Vaughn Johnson-0.0789
Chris Lamb-0.1360
TEAM TOTALS+10.0000

Season and Career Highs

► 1 • BRANDON HEATH

	Season	Career
Points	30 - two times	37 at UNLV, 1-15-05
Rebounds	10 at TCU, 1-31-07	10 at TCU, 1-31-07
Assists	7 - two times	9 vs. UCSD, 11-27-04
Steals	5 vs. UCR, 11-21-06	5 - two times
Blocked Shots	1 vs. Utah, 1-27-07	1 - five times
Minutes	44 at UNM, 2-20-07	44 at UNM, 2-20-07

► 2 • JER'VAUGHN JOHNSON

	Season	Career
Points	17 vs. Campbell, 12-12-06	
Rebounds	6 vs. Campbell, 12-12-06	
Assists	1 - three times	
Steals	1 - three times	
Blocked Shots	1 - three times	
Minutes	19 at Saint Mary's, 11-11-06	

► 3 • RICHIE WILLIAMS

	Season	Career
Points	18 at CSU, 2-10-07	19 at BYU, 2-22-06
Rebounds	8 vs. Lafayette, 12-30-06	9 vs. SDSU, 3-3-06
Assists	8 - three times	11 vs. SDSU, 3-3-06
Steals	6 vs. Utah, 1-27-07	6 vs. Utah, 1-27-07
Blocked Shots	1 - three times	1 - three times
Minutes	40 - three times	40 - three times

► 4 • JEROME HABEL

	Season	Career
Points	23 vs. California, 11-18-06	
Rebounds	12 at UNM, 2-20-07	
Assists	3 at Western Michigan/vs. UC San Diego	
Steals	2 - two times	
Blocked Shots	4 at UNM, 2-20-07	
Minutes	36 - two times	

► 5 • JON PASTOREK

	Season	Career
Points	13 vs. UCSD, 11-15-06	
Rebounds	5 at UNLV, 1-23-07	
Assists	2 - two times	
Steals	1 at Saint Mary's, 11-11-06	
Blocked Shots	1 vs. UCSD, 11-15-06	
Minutes	20 vs. UCSD, 11-15-06	

► 10 • BRANDON MARTIN

	Season	Career
Points	2 vs. Campbell, 12-12-06	
Rebounds	5 vs. UCSD, 11-15-06	
Assists	1 - two times	
Steals	-	
Blocked Shots	-	
Minutes	7 vs. UCSD, 11-15-06	

► 21 • MATT THOMAS

	Season	Career
Points	2 vs. Wyoming, 1-3-07	20 vs. Air Force, 2-28-05
Rebounds	2 at BYU, 1-6-07	10 vs. UNLV, 2-12-05
Assists	4 at BYU, 1-6-07	7 vs. So. Miss., 11-20-05
Steals	1 - two times	4 - two times
Blocked Shots	1 vs. Wyoming, 1-3-07	2 vs. UCSB, 12-17-05
Minutes	18 at BYU, 1-6-07	40 vs. UNLV, 2-12-05

► 30 • CHRIS LAMB

	Season	Career
Points	6 - two times	6 - two times
Rebounds	4 vs. UCSD, 11-15-06	4 vs. UCSD, 11-15-06
Assists	2 vs. UCSD, 11-15-06	2 vs. UCSD, 11-15-06
Steals	1 - two times	1 - three times
Blocked Shots	3 vs. UCSD, 11-15-06	3 vs. UCSD, 11-15-06
Minutes	23 vs. UCSD, 11-15-06	23 vs. UCSD, 11-15-06

► 33 • KYLE SPAIN

	Season	Career
Points	22 vs. CSU, 1-13-07	22 vs. CSU, 1-13-07
Rebounds	11 vs. SPU, 11-12-06	12 vs. Wyoming, 3-11-06
Assists	5 vs. Campbell, 12-12-06	5 vs. Campbell, 12-12-06
Steals	4 at Saint Mary's, 11-11-06	5 vs. UC SB, 12-17-05
Blocked Shots	3 at UNLV, 1-23-07	3 at UNLV, 1-23-07
Minutes	37 at Saint Mary's, 11-11-06	37 at Saint Mary's, 11-11-06

► 31 • LORRENZO WADE

	Season	Career
Points	21 vs. Campbell, 12-12-06	21 vs. Campbell, 12-12-06
Rebounds	12 vs. UNM, 1-17-07	12 vs. UNM, 1-17-07
Assists	9 vs. CSU, 3-8-07	9 vs. CSU, 3-8-07
Steals	5 vs. UNLV., 2-13-07	5 vs. UNLV, 2-13-07
Blocked Shots	4 vs. Lafayette, 12-30-06	4 vs. Lafayette, 12-30-06
Minutes	41 at UNM, 2-20-07	41 at UNM, 2-20-07

► 32 • DAVID VELASQUEZ

	Season	Career
Points	-	
Rebounds	-	
Assists	-	
Steals	-	
Blocked Shots	-	
Minutes	2 vs. Air Force, 2-6-07	

► 34 • MOHAMED ABUKAR

	Season	Career
Points	27 vs. BYU, 2-24-07	27 vs. BYU, 2-24-07
Rebounds	10 - three times	10 - three times
Assists	4 - two times	5 vs. N'eastern, 12-22-03
Steals	2 - two times	3 - two times
Blocked Shots	3 vs. Utah, 1-27-07	3 - two times
Minutes	38 - two times	38 - two times

2006-07 Biggest Leads/Time in Lead

Date	Opponent	SDSU Result	SDSU Big Opp Big			SDSU in Opp in				Paint		Off TOs		2nd Ch.		Bench	
			Lead	Lead	Ties	LC	Lead	Lead	Tied	SD	Opp	SD	Opp	SD	Opp	SD	Opp
Nov. 10	~vs. Murray State	W 87-84	10	9	5	8	29:30	6:02	4:28	30	20	29	30	25	9	20	32
Nov. 11	~at Saint Mary's	W 74-73	9	8	7	9	15:00	21:02	3:58	36	36	19	13	10	22	8	7
Nov. 12	~vs. Seattle Pacific	W 76-73	12	5	8	8	21:47	10:36	7:37	26	28	13	10	10	8	2	8
Nov. 15	UC SAN DIEGO	W 84-48	42	0	0	0	39:08	0:00	0:52	26	16	14	15	18	13	22	28
Nov. 18	CALIFORNIA	W 86-79	11	3	4	4	35:50	2:18	1:52	38	34	19	14	7	12	31	21
Nov. 21	UC RIVERSIDE	W 79-45	35	3	0	1	38:39	1:07	0:14	42	18	16	11	11	6	27	11
Nov. 25	at UC Santa Barbara	W 76-72	8	8	2	4	18:21	19:49	1:50	28	30	16	11	17	5	13	6
Nov. 29	SAN DIEGO	W 79-76	10	7	6	10	25:53	8:30	5:37	36	32	21	9	8	21	14	27
Dec. 2	at Western Michigan	L 73-84	8	14	6	9	15:30	20:59	3:31	24	26	12	21	15	13	15	15
Dec. 9	#(14/15) ARIZONA	L 48-69	0	21	1	0	0:00	38:51	1:09	28	32	11	18	4	11	7	9
Dec. 12	CAMPBELL	W 119-82	39	7	0	1	29:40	9:08	1:12	66	32	26	29	14	15	46	29
Dec. 16	LOYOLA MARYMOUNT	W 74-63	21	4	3	2	32:15	4:34	3:11	22	12	13	25	4	10	16	11
Dec. 21	at (rv/rv) Washington State	L 54-64	10	14	5	6	17:18	18:41	4:01	22	30	10	29	3	17	15	9
Dec. 30	LAFAYETTE	W 78-68	16	2	2	2	37:05	1:14	1:41	36	32	23	5	11	15	6	28
Jan. 3	*WYOMING	L 65-66	7	5	3	9	27:39	8:03	4:18	28	38	14	7	6	12	6	1
Jan. 6	*at Brigham Young	L 58-80	2	25	4	1	0:06	34:02	5:52	22	30	20	22	6	17	19	15
Jan. 13	*COLORADO STATE	W 81-76	11	3	5	8	32:42	4:12	3:06	34	32	15	13	14	13	8	15
Jan. 17	*NEW MEXICO	W 73-68	9	4	3	11	30:35	5:34	3:51	30	30	15	15	15	9	14	28
Jan. 20	*at (13/11) Air Force	L 51-56	1	9	0	4	0:43	37:32	1:45	20	10	9	17	9	5	17	2
Jan. 23	*at (rv/rv) UNLV	L 61-68	5	13	5	9	19:38	16:28	3:54	36	26	11	19	17	14	8	6
Jan. 27	*UTAH	W 63-53	10	11	9	6	17:46	14:14	8:00	28	18	17	15	8	10	17	13
Jan. 31	*at TCU	W 76-71	9	3	1	4	35:14	2:21	2:25	36	24	26	14	10	16	21	26
Feb. 6	*(15/13) AIR FORCE	W 62-41	24	0	1	0	37:33	0:00	2:27	26	22	17	8	13	0	10	19
Feb. 10	*at Colorado State	W 81-66	23	4	5	2	32:19	6:15	1:26	38	42	14	16	4	11	11	19
Feb. 13	*(rv/rv) UNLV	W 67-52	23	4	3	3	34:05	3:27	2:28	26	20	20	12	13	15	9	12
Feb. 17	*at Wyoming	L 71-80	6	13	5	8	5:53	31:08	2:59	28	42	15	11	8	8	1	13
Feb. 20	*at New Mexico	W-ot 81-74	7	10	11	15	21:05	17:22	6:33	38	28	19	20	10	18	3	17
Feb. 24	*(21/22) BRIGHAM YOUNG	W 86-74	23	0	2	0	38:58	0:00	1:02	42	24	20	16	6	15	7	25
Feb. 27	*at Utah	L 68-74	2	13	5	4	3:32	29:53	6:35	26	34	18	18	5	9	4	8
Mar. 3	*TCU	W 56-51	8	4	9	12	23:08	9:46	7:16	24	24	20	4	17	14	9	14
Mar. 8	^vs. Colorado State (MWC-QF)	L 64-69	10	7	9	6	7:57	25:34	6:29	26	34	18	12	12	22	2	14
Mar. 14	%at Missouri State (NIT-1R)	W 74-70	8	8	5	8	19:58	14:46	5:16	28	28	14	18	12	12	9	23
Mar. 19	%at Syracuse (rv/rv) (NIT-2R)																

~ - Shamrock Invitational (Moraga, Calif.). # - San Diego SLAM. * - Indicates Mountain West Conference Game. ^ - Game played at Key Arena (Seattle, Wash.). ^ - Mountain West Conference Champions hips (Thomas & Mack Center; Las Vegas, Nev.). % - MasterCard NIT.

Free Throw Superlatives

	FREE THROWS MADE STREAKS			FINAL 4 MINUTES & OVERTIME	
	ACTIVE	SEASON	CAREER	FTM-FTA	PCT.
Mohamed Abukar	0	21	21	52-55	94.5
Jerome Habel	3	4	4	13-22	59.1
Brandon Heath	0	17	21	57-74	77.0
Brett Hoerner	0	1	5	-	-
Jer'Vaughn Johnson	1	3	3	2-3	66.7
Chris Lamb	0	1	1	2-4	50.0
Jon Pastorek	2	2	2	-	-
Kyle Spain	0	20	20	24-34	70.6
Matt Thomas	0	0	13	3-4	75.0
Lorenzo Wade	2	9	9*	7-12	58.3
Richie Williams	8	14	14	39-52	75.0
SDSU TOTALS				199-259	76.8

* - With SDSU

2006-07 Offensive Leaders

Player	GP-GS	10+Pts.	20+Pts.	30+Pts.	10+Rebs.	15+Rebs.	10+Ast.	Double-Double	Led SDSU In (includes ties)				Personal W-L-T	
									Pts.	Rebs.	Ast.	Efficiency		
Mohamed Abukar	31-29	27	7	0	3	0	0	3	9	10	1	8	8	18-11-2
Jerome Habel	28-21	16	1	0	4	0	0	2	3	11	0	7	8	19-9
Brandon Heath	32-32	32	16	2	1	0	0	1	19	5	12	10	4	20-10-2
Brett Hoerner	2-0	0	0	0	0	0	0	0	0	0	0	0	0	2-0
Jer'Vaughn Johnson	30-1	1	0	0	0	0	0	0	0	0	0	0	1	12-15-3
Chris Lamb	21-4	0	0	0	0	0	0	0	0	0	0	0	0	7-9-5
Brandon Martin	9-0	0	0	0	0	0	0	0	0	0	0	0	0	1-5-3
Jon Pastorek	22-0	1	0	0	0	0	0	0	0	0	0	0	1	6-13-3
Kyle Spain	30-18	5	1	0	1	0	0	0	2	3	1	3	5	18-12
Matt Thomas	2-1	0	0	0	0	0	0	0	0	0	1	0	0	1-1
Lorrenzo Wade	32-22	18	1	0	2	0	0	2	1	8	5	6	5	21-8-3
David Velasquez	3-0	0	0	0	0	0	0	0	0	0	0	0	0	0-2-1
Richie Williams	32-31	7	0	0	0	0	0	0	0	3	18	1	0	20-12

Career Offensive Leaders

Player	GP	GS	10+Pts.	20+Pts.	30+Pts.	10+Rebs.	15+Rebs.	10+Ast.	Double-Double	Led SDSU In (includes ties)			
										Pts.	Rebs.	Ast.	Efficiency
Mohamed Abukar	90	50	46	12	0	3	0	0	3	14	11	2	11
Jerome Habel	28	21	16	1	0	4	0	0	2	3	11	0	7
Brandon Heath	124	119	111	54	5	1	0	0	1	60	9	44	24
Brett Hoerner	17	0	0	0	0	0	0	0	0	0	0	0	0
Jer'Vaughn Johnson	30	1	1	0	0	0	0	0	0	0	0	0	0
Chris Lamb	27	4	0	0	0	0	0	0	0	0	0	0	0
Brandon Martin	9	0	0	0	0	0	0	0	0	0	0	0	0
Jon Pastorek	22	0	1	0	0	0	0	0	0	0	0	0	0
Kyle Spain	58	43	18	1	0	4	0	0	2	4	5	2	7
Matt Thomas	59	18	7	1	0	1	0	0	1	2	2	8	2
Lorrenzo Wade	67	23	21	1	0	2	0	0	2	1	8	5	6
David Velasquez	3	0	0	0	0	0	0	0	0	0	0	0	0
Richie Williams	65	63	13	0	0	0	0	1	0	0	3	36	1

Current/Career High Offensive Leaders

Player	Current		Career		Current		Career		Current Streaks			Career Long Streaks		
	GP Strk	Last GP/DNP	Lg GP	GS Strk	Last GS/DNS	Lg GS	10+Pts.	20+Pts.	10+Rebs.	10+Pts.	20+Pts.	10+Rebs.		
Mohamed Abukar	12	DNP-1/23/07	29	10	DNS-1/31/07	21	5	-	-	12	2	1		
Jerome Habel	28	DNP-11/15/06	28	11	DNS-1/27/07	11	3	-	1	3	1	1		
Brandon Heath	124	DNP-3/21/03	124	84	DNS-12/21/04	84	57	1	-	57	5	1		
Brett Hoerner	0	GP-11/21/06	7	-	GS-none	-	-	-	-	-	-	-		
Jer'Vaughn Johnson	14	DNP-1/17/07	16	-	GS-12/21/06	1	-	-	-	1	-	-		
Chris Lamb	0	GP-3/8/07	12	-	GS-12/21/06	2	-	-	-	-	-	-		
Brandon Martin	0	GP-2/17/07	2	-	GS-none	-	-	-	-	-	-	-		
Jon Pastorek	2	DNP-3/3/07	10	-	GS-none	-	-	-	-	1	-	-		
Kyle Spain	18	DNP-12/30/06	22	-	GS-1/31/07	18	-	-	-	3	-	1		
Matt Thomas	0	GP-1/3/07	45	-	GS-1/6/07	8	-	-	-	2	1	1		
David Velasquez	0	GP-2/10/07	2	-	GS-none	-	-	-	-	-	-	-		
Lorrenzo Wade	53	DNP-1/15/05	53	19	DNS-12/21/06	19	-	-	-	6	1	1		
Richie Williams	65	DNP-3/11/05	65	15	DNS-1/6/07	38	-	-	-	2	-	-		

2006-07 Miscellaneous Statistics

San Diego State's Record When...			
Category	2006-07 Season	Fisher Era	SDSU Streak
Home	14-2	85-41	Won 7
Away	6-7	31-67	Won 1
Neutral	2-1	11-8	Lost 1
Scoring First	16-4		Won 7
Opponent Scores First	6-6		Lost 2
Leading at Half	15-3	92-26	Won 7
Trailing at Half	3-7	25-89	Lost 7
Tied at Half	4-0	9-1	Won 6
Leading with 5:00 Left	21-1		Won 13
Trailing with 5:00 Left	0-9		Lost 28
Tied with 5:00 Left	1-0		Won 2
In Overtime	-	3-12	Won 2
SDSU Outrebounds Opp.	16-2	85-42	Won 5
SDSU is Outrebounded	5-8	39-71	Lost 2
Opp. Commits More TOs	14-5	76-36	Lost 1
SDSU Commits More TOs	7-4	43-72	Won 3
SDSU More FT Attempts	17-2	92-39	Won 9
Opp. More FT Attempts	4-6	31-75	Won 1
SDSU Shoots Better than Opp.	18-3	100-26	Won 8
Opp. Shoots Better than SDSU	4-7	25-89	Lost 1
SDSU Shoots 50% or Better	10-0	49-12	Won 10
SDSU Shoots 40-50%	10-6	62-53	Lost 2
SDSU Shoots 40% or Less	2-4	16-51	Won 2
Opp. Shoots 50% or Better	3-3	16-36	Lost 3
Opp. Shoots 40-50%	10-5	59-70	Won 4
Opp. Shoots 40% or Less	9-2	53-9	Won 6
SDSU Bench Outscores Opp.	7-4	61-44	Won 1
Opp. Bench Outscores SDSU	15-5	64-66	Won 1
SDSU Scores Less Than 60	1-4	5-34	Won 1
SDSU Scores Between 60-69	3-4	30-48	Lost 2
SDSU Scores Between 70-79	10-2	46-19	Won 1
SDSU Scores Between 80-89	7-0	37-13	Won 7
SDSU Scores Between 90-99	-	8-2	Won 1
SDSU Scores 100+	1-0	1-0	Won 24
Opp. Scores Less Than 60	6-1	43-5	Won 4
Opp. Scores Between 60-69	4-5	45-26	Lost 1
Opp. Scores Between 70-79	10-1	36-40	Won 1
Opp. Scores Between 80-89	2-3	3-28	Lost 2
Opp. Scores Between 90-99	-	0-14	Lost 24
Opp. Scores 100+	-	0-3	Lost 9
Wearing Black	5-5		Won 1
Wearing Red	4-2		Lost 1
Wearing White	13-3		Lost 1
On Monday	-		Lost 2
On Tuesday	5-2		Lost 1
On Wednesday	5-1		Won 3
On Thursday	0-2		Lost 3
On Friday	1-0		Won 3
On Saturday	10-5		Won 2
On Sunday	1-0		Won 2
In November	8-0		Won 8
In December	3-3		Won 1
In January	4-4		Won 2
In February	5-2		Lost 1
In March	2-1		Won 1

LEADS AND DEFICITS

SDSU Biggest Halftime Lead	27 vs. UCSD (11-15-06)
SDSU Biggest Halftime Lead Lost	10 at Wahsington State (12-21-06)
SDSU Biggest Halftime Lead Lost in a Loss	10 at Wahsington State (12-21-06)
SDSU Biggest Halftime Deficit	16 vs. Arizona (12-9-06)
SDSU Biggest Halftime Deficit Overcome	6 at Air Force (1-20-07)
SDSU Biggest Halftime Deficit Overcome for Victory	4 at Saint Mary's (11-11-06)
SDSU Biggest Lead	42 vs. UCSD (11-15-06)
SDSU Biggest Lead Lost	10 vs. Murray State/at Washington St.
SDSU Biggest Lead Lost in a Loss	10 at Wahsington State (12-21-06)
SDSU Biggest Deficit	25 at Brigham Young (1-6-07)
SDSU Biggest Deficit Overcome	11 vs. Utah (1-27-07)
SDSU Biggest Deficit Overcome for Victory	11 vs. Utah (1-27-07)

DUNKS

	SEASON
Jerome Habel	.38
Lorenzo Wade	.21
Mohamed Abukar	.10
Kyle Spain	.07
Jer'Vaughn Johnson	.02
Brandon Heath	.01
Brett Hoerner	.01
Chris Lamb	.01
TOTAL	.81

TOP SCORING PERFORMANCES

30, Brandon Heath vs. Brigham Young (2-24-07)
30, Brandon Heath at New Mexico (2-20-07)
29, Brandon Heath at UCSB (11-25-06)
27, Mohamed Abukar vs. Brigham Young (2-24-07)
27, Brandon Heath vs. Murray State (11-10-06)
26, Brandon Heath at Missouri State (3-14-07)
26, Brandon Heath vs. Wyoming (1-3-07)
26, Mohamed Abukar vs. Lafayette (12-30-06)
25, Brandon Heath vs. LMU (12-16-06)
24, Mohamed Abukar at Utah (2-27-07)

TOP REBOUNDING PERFORMANCES

12, Jerome Habel at New Mexico (2-20-07)
12, Lorenzo Wade vs. New Mexico (1-17-07)
11, Lorenzo Wade at UNLV (1-23-07)
11, Kyle Spain vs. Seattle Pacific (11-12-06)
10, Jerome Habel at Missouri State (3-14-07)
10, Mohamed Abukar at Utah (2-27-07)
10, Mohamed Abukar at Colorado State (2-10-07)
10, Brandon Heath at TCU (1-31-07)
10, Jerome Habel vs. Lafayette (12-30-06)
10, Jerome Habel vs. UC Riverside (11-21-06)
10, Mohamed Abukar vs. Seattle Pacific (11-12-06)

TOP ASSISTS PERFORMANCES

9, Lorenzo Wade vs. Colorado State (3-8-07)
8, Lorenzo Wade at New Mexico (2-20-07)
8, Richie Williams vs. Lafayette (12-30-06)
8, Richie Williams vs. UC Riverside (11-21-06)
8, Richie Williams vs. Murray State (11-10-06)
7, Richie Williams at Utah (2-27-07)
7, Brandon Heath vs. Brigham Young (2-24-07)
7, Richie Williams at New Mexico (2-20-07)
7, Richie Williams vs. New Mexico (1-17-07)
7, Brandon Heath vs. Campbell (12-12-06)
7, Brandon Heath vs. California (11-18-06)

TOP 3-POINT FG PERFORMANCES

5, Lorenzo Wade vs. Colorado State (3-8-07)
5, Brandon Heath at New Mexico (2-20-07)
5, Brandon Heath at UCSB (11-25-06)
5, Brandon Heath vs. Murray State (11-10-06)

TOP EFFICIENCY POINT PERFORMANCES

34, Brandon Heath vs. Brigham Young (2-24-07)
29, Jerome Habel at New Mexico (2-20-07)
29, Brandon Heath at UC Santa Barbara (11-25-06)
29, Mohamed Abukar vs. Seattle Pacific (11-12-06)
28, Mohamed Abukar vs. California (11-18-06)
27, Mohamed Abukar vs. Brigham Young (2-24-07)
27, Lorenzo Wade at New Mexico (2-20-07)
27, Brandon Heath at TCU (1-31-07)
27, Lorenzo Wade vs. Campbell (12-12-06)
26, Mohamed Abukar vs. Campbell (12-12-06)
26, Brandon Heath vs. Murray State (11-10-06)

TOP WIN SHARE PERFORMANCES

92.20, Mohamed Abukar at Saint Mary's (11-11-06)
54.12, Mohamed Abukar vs. San Diego (11-29-06)
52.37, Kyle Spain vs. Colorado State (1-15-07)
47.90, Mohamed Abukar vs. Seattle Pacific (11-12-06)
46.15, Kyle Spain vs. Wyoming (1-3-07)
37.32, Kyle Spain at Saint Mary's (11-11-06)
35.84, Brandon Heath at Missouri State (3-14-07)
34.25, Jerome Habel vs. New Mexico (1-17-07)
33.85, Matt Thomas vs. Wyoming (1-3-07)
33.48, Lorenzo Wade at TCU (1-31-07)
32.90, Brandon Heath at UC Santa Barbara (11-25-06)
32.83, Jerome Habel vs. TCU (3-2-07)
30.60, Mohamed Abukar vs. California (11-18-06)

TOP PRA PERFORMANCES

44, Brandon Heath vs. Brigham Young (2-24-07)
38, Brandon Heath at TCU (1-31-07)
37, Brandon Heath at New Mexico (2-20-07)
36, Mohamed Abukar vs. Seattle Pacific (11-12-06)
35, Brandon Heath vs. Wyoming (1-3-07)
35, Brandon Heath at UC Santa Barbara (11-25-06)
35, Brandon Heath vs. Murray State (11-10-06)
34, Mohamed Abukar at Utah (2-27-07)
33, Lorenzo Wade at New Mexico (2-20-07)
33, Mohamed Abukar vs. Lafayette (12-30-06)
33, Brandon Heath vs. LMU (12-16-06)
32, Brandon Heath at Missouri State (3-14-07)
32, Mohamed Abukar vs. Brigham Young (2-24-07)
32, Mohamed Abukar vs. San Diego (11-29-06)
32, Mohamed Abukar vs. California (11-18-06)

GAMES MISSED DUE TO INJURY, ILLNESS

	SEASON
Matt Thomas	.30
Jerome Habel	.04
Brett Hoerner	.03
Mohamed Abukar	.01
Kyle Spain	.01
TOTAL	.39