



SAN DIEGO STATE 2005-06 BASKETBALL - GAME NO. 31

(1) SAN DIEGO ST. (22-8/13-3 MWC) vs. (4) UNLV (17-12/10-6 MWC)
 Fri., March 10, 2006 ▶ Denver, Colo. ▶ Pepsi Center (18,515)
 7:04 p.m. MST ▶ Radio: CASH 1700-AM ▶ Television: ESPN+Plus

Top-Seeded San Diego State Meets UNLV for Fourth Time in Last Seven Postseasons; Aztecs-Rebels Face-Off in MWC Tourney Semifinals

San Diego State (22-8 overall; 13-3 MWC) looks to match its Division I record for victories in a season when it meets fourth-seeded UNLV (17-12; 10-6 MWC) in the semifinal round of the Mountain West Conference Tournament on Friday in Denver at Pepsi Center. Game time is set for 7:04 p.m. MST (6:04 p.m. PST). The game will be televised by ESPN+Plus (Channel 4 San Diego).

The Aztecs, which are the top seed in a conference tournament for the first time in their 36-year Division I history, opened the championships in style with a 64-52 victory over Colorado State in the first quarterfinal game on Thursday.

San Diego State matched a season low with seven turnovers and grabbed a season-high 24 offensive rebounds en route to the 12-point victory. The Aztecs never trailed in the contest, leading for 38:54 of the game. SDSU held a 21-5 advantage in points scored off turnovers.

Junior forward Marcus Slaughter scored 17 points and set an MWC tournament record with 17 rebounds. It was the 27th double-double of his career and marked the sixth time this season he has gathered at least 15 rebounds in a game. Junior guard Brandon Heath added 16 points, while junior forward Mohamed Abukar tallied 13 points.

Of the 64 points SDSU scored on Thursday, 61 were scored by non-seniors (95.3 percent). Non-seniors accounted for 174 of the 200 minutes played (87.0 percent).

UNLV advanced to the semifinals after overcoming a 13-point second-half deficit, defeating New Mexico 65-64.

The Aztecs and Rebels will be meeting for the 39th time with UNLV owning a 28-10 series lead. This season, the Aztecs swept the regular-season series for the first time in school history, winning 83-67 in San Diego on Jan. 14 and 81-70 in Las Vegas on Feb. 16. This marks the only time in the previous 38 meetings that SDSU has defeated the Rebels in consecutive meetings.

As hard as it may be to believe, the teams are meeting for the fourth time in the last seven postseasons. The teams have met six previous times in the postseason (three NCAA tournaments and three conference tournaments), with the Rebels winning four of those six postseason encounters.

San Diego State is looking to advance to its second Mountain West Conference tournament final (the Aztecs defeated UNLV to claim the championship in 2002).

Brandon Heath Earns MWC PoY as Three Aztecs Earn All-Conference Honors

San Diego State junior guard Brandon Heath, who led the Mountain West conference in scoring, free throw percentage and three-point field goals made, was named league Player of the Year on Monday.

Heath, who averaged 18.3 points, 3.6 assists and 3.2 rebounds, becomes just the fifth Aztec player to win conference MVP honors in the Division I era and the first in 20 seasons. He joins Steve Copp, Joel Kramer, Michael Cage (two time recipient) and Anthony Watson as Aztec players to win the award.

The Aztecs placed two players on the conference first team as both Heath and junior forward Marcus Slaughter earned the honor marking the first time two Aztecs have been named first-team all conference since the 1984-85 season.

Slaughter ranked second in the league in four statistical categories, including scoring (16.6) and rebounding (10.5). He is on pace to become the first Aztec player to average a double-double since Michael Cage in 1983-84.

This marks the third consecutive season the Aztec duo has earned all-conference accolades. The pair earned honorable mention honors as freshmen and were second-team all-conference last season.

Joining Heath and Slaughter on the all-conference team, was second-team honoree junior forward Mohamed Abukar. Abukar is averaging 14.7 points and 4.6 rebounds since becoming eligible in late December.

This is the first time in the DI era three Aztec players have earned either first or second team honors.

INSIDE...

■ San Diego State enters Friday's game having posted a 14-2 record in its last 16 games, a 16-3 record in its last 19 games and a 18-4 record in its last 22 games.
 ▷ *Storylines, page 2*

■ San Diego State tied the Mountain West Conference record with 13 league victories and six road conference wins.

■ SDSU is one win short of its Division I school record single-season win total.

■ Brandon Heath is the 2006 Mountain West Conference Player of the Year, while Slaughter and Mohamed Abukar are all-league selections.
 ▷ *Heath Earns MWC Player of the Year..., page 7*

■ Marcus Slaughter is averaging a double-double up to this point in the season with 16.6 ppg and 10.8 rpg.
 ▷ *Aztec Cliff Notes, page 6*

■ San Diego State swept the regular-season series from UNLV this season for the first time in school history
 ▷ *SDSU-UNLV Series, page 4*

AZTECS AT-A-GLANCE (22-8 OVERALL/13-3 MOUNTAIN WEST)

No.	Name (Career G/GS)	Pos.	Ht.	Wt.	Cl.	PPG	RPG	Misc.	Note	► - Probable Starters
00	Brett Hoerner (15/0)	F	6-11	206	Fr.	1.9	1.1	5 blks.	Played in the last two games; CH vs. UCSB; Six points in his last 9 mins.	
1	▶ Brandon Heath (89/84)	G	6-4	198	Jr.	18.3	3.2	3.5 apg	Leads MWC in scoring, FT pct., 3FGs made; Made 30 of last 65 3FGs (46.2 pct.)	
3	▶ Richie Williams (30/29)	G	5-9	158	Fr.	6.5	2.4	3.8 apg	CH 19 pts. at BYU; Team leader in assists & steals; Last 3 gms.: 24 pts., 23 asts.	
15	John Sharper (116/28)	G	6-0	190	Sr.	9.0	1.5	42.5 3FGs	CH 26 pts vs. SDSU; 2 or more 3's in 21 of last 29 gms.; Made last 13 FTA	
20	Trimaine Davis (95/13)	C	6-7	235	Sr.	4.4	2.1	66.7 FGs	GW 3-pt. play at UW; SDSU was 1-3 when he was out w/knee injury	
21	Matt Thomas (54/17)	G	6-3	200	So.	1.5	1.3	1.2 apg	CH 7 assists vs. USM; Two turnovers in last 134 minutes on the court	
24	Tim McGrath (14/0)	F	6-5	187	Fr.	0.6	1.1	0.4 apg	Played in 14 games; Logged 11+ mins. five times this season	
30	Chris Lamb (6/0)	F	6-10	231	Fr.	0.7	0.0	0.3 bpg	Grew nine inches during his prep career; Played CH 13 min. vs. WSU	
33	▶ Kyle Spain (25/22)	F	6-5	218	Fr.	9.3	5.7	1.2 spg	CH 18 points at Providence; 50.6 FG pct.; SDSU 10-2 when he scores 10+	
34	▶ Mohamed Abukar (55/18)	F	6-10	216	Jr.	14.6	4.5	1.1 apg	12 straight games with 12+ points; SDSU is 13-3 when he scores 10+	
42	▶ Marcus Slaughter (84/71)	F	6-9	220	Jr.	16.6	10.8	1.9 apg	1st Aztec to avg. double-double since Michael Cage; 27 career double-doubles	
50	Mohamed Camara (55/29)	C	6-10	245	Sr.	2.8	4.0	55.6 FGs	Speaks 6 languages; 7 pts. and 10 rebs. at UNLV; Made 8 of last 12 FGs	

Head Coach: Steve Fisher (Illinois State, 1967) • 287-187 (15th full season overall) • 103-105 (seventh season at SDSU)

Assistant Head Coach: Brian Dutcher (Minnesota, 1982) **Assistant Coaches:** Gregg Gottlieb (UCLA, 1995), Mark Hughes (Michigan, 1989)

Director of Operations: Mark Fisher (Michigan, 2001) **Director of Player Development:** Matt Soria (San Diego State, 2001)

Athletic Trainer: Mark Haines (Metropolitan State College, 1987)

Media Information

► SDSU BASKETBALL CONTACTS

Mike May,
Assistant AD/MRD
 Office (619) 594-5547
 Cell (619) 957-8372
 Home (619) 644-1767
 Fax (619) 582-6541
 E-Mail mmay@mail.sdsu.edu
 Web goaztecs.com

Darin Wong,
Media Relations Assistant
 Office (619) 594-5547
 E-Mail dwong@projects.sdsu.edu

► WEEKLY PRESS CONFERENCES

For the sixth consecutive season, Steve Fisher will conduct a weekly news conference, followed by selected players.

Food courtesy Da Kine's will be provided prior to the news conference.

The next news conference is scheduled for **Monday, March 13** at the Aztec Athletics Center. Contact the media relations office for specific times.

► MWC TELECONFERENCE

SDSU coach Steve Fisher will take part in the MWC weekly conference call every Monday during the rest of the season. The conference call begins at 9 a.m. PT, with Fisher going at 9:02-9:12 a.m. PT. The entire schedule is listed below.

► GOAZTECS.COM

The official website of SDSU athletics, goaztecs.com, includes pregame notes, game and season statistics, postgame notes and quotes and quotes from weekly news conferences. The website is updated daily.

► AZTEC SPORTS WEEKLY

Once again this season, SDSU is teaming up with Channel 4 San Diego to produce Aztec Sports Weekly.

The 30-minute sports magazine show highlights the week in San Diego State athletics. Each week head coach Steve Fisher and a men's basketball player will review the previous week's action and look ahead to upcoming games.

San Diego State Storylines

► TOP 25 CONFERENCE GAME RPIS

No.	Team	Conference	Conf. W-L
1.	Connecticut	Big East	14-2
2.	Villanova	Big East	13-2
3.	LSU	SEC	14-2
4.	Duke	ACC	14-2
5.	West Virginia	Big East	11-5
6.	Iowa	Big 10	11-5
7.	North Carolina	ACC	12-4
8.	Ohio State	Big 10	11-4
9.	Kansas	Big 12	13-3
10.	Tennessee	SEC	12-4
11.	Texas	Big 12	12-3
12.	Geo. Wash.	Atlantic 10	16-0
13.	Illinois	Big 10	13-5
14.	Marquette	Big East	10-6
15.	Pittsburgh	Big East	10-6
16.	Boston College	Big East	11-5
17.	Oklahoma	Big 12	11-4
18.	NC Wilmington	CAA	16-3
19.	N.C. State	ACC	10-6
20.	*San Diego St.	MWC	13-3
21.	Alabama	SEC	10-6
22.	Wichita State	MVC	15-5
23.	UCLA	Pac 10	14-4
24.	George Mason	CAA	16-3
25.	Wisconsin	Big 10	9-7

Source: Collegerpi.com. Through March 4th games. Includes conference games only.

► BEST CONFERENCE ROAD RECORDS

Top 10 RPI Leagues Only

No.	Team	Conference	W-L
1.	Duke	ACC	7-1
	North Carolina	ACC	7-1
3.	Villanova	Big East	6-1
4.	UCLA	Pac 10	7-2
5.	*San Diego St.	MWC	6-2
	Connecticut	Big East	6-2
	Kansas	Big 12	6-2
	LSU	SEC	6-2
	Nevada	WAC	6-2
	Tennessee	SEC	6-2

Through March 4th games.

► BIGGEST IMPROVEMENT IN WINNING PERCENTAGE

No.	Team	'04-05	'05-06	Inc.
1.	Brigham Young	.300	.741	.441
2.	South Alabama	.357	.778	.421
3.	*San Diego St.	.379	.724	.345
4.	New Mexico St.	.200	.536	.336
	Siena	.200	.536	.336

Source: Stats, Inc. Through March 4th games.

► BIGGEST IMPROVEMENT IN VICTORIES

No.	Team	'04-05	'05-06	Inc.
1.	Brigham Young	9	20	11
2.	South Alabama	10	21	11
3.	*San Diego State	11	21	10
	Costal Carolina	10	20	10
5.	Jacksonville St.	7	16	9
	Loyola (MD)	6	15	9
	New Mexico St.	6	15	9
	Northern Arizona	11	20	9
	Siena	6	15	9
	Longwood	1	10	9

Source: Stats, Inc. Through March 4th games.

► With its quarterfinal round victory, San Diego State has won four straight, six of its last seven (6-1), 14 of its last 16 (14-2), 16 of its last 19 (16-3), 18 of its last 22 (18-4).

► For the fourth time in the Division I era (36 seasons), San Diego State has won 20 games. The 22 victories are the second highest total during the past 36 seasons, one short of the Division I era record of 23 set in 1984-85. The school record of 24 victories has been reached three times, most recently in 1966-67

► San Diego State claimed its third conference championship of the Division I era (shared PCAA titles in 1976-77 and 1977-78) and its first outright league title by going 13-3 in the Mountain West Conference. SDSU moved into a tie for first place following a victory over UNLV on Jan. 14th and never left the top of the standings the rest of the season, finishing a game ahead of Air Force and Brigham Young in the standings. The Aztecs set a school record and tied the Mountain West Conference record with 13 league victories this season. Despite a national championship and three NCAA title game appearances, this marked the first regular-season conference championship in Steve Fisher's distinguished career.

► San Diego State, which improved to number 48 in the RPI following the victory over Air Force on Feb. 8, was ranked 62nd in the RPI (as of Sunday, March 5). That number is even more impressive when considering the fact that SDSU was ranked 208 following a 4-4 start. In fact, SDSU has the 20th ranked RPI in conference games through Saturday's games according to collegerpi.com (see left box).

► San Diego State has responded from its last four losses by winning the following game. In fact, the Aztecs are 9-1 in the game following their last 10 losses.

► San Diego State is 14-3 since juniors Marcus Slaughter, Brandon Heath and Mohamed Abukar have been in the starting lineup. One of those losses was by two points (Utah), one was by three points (at Air Force) and the other was a four-point game with 91 seconds to play (at Brigham Young). Two of the losses were at venues where the opponent has a lengthy homecourt winning streak. Air Force posted a 15-0 record at home this season, while Brigham Young went 14-1 at home in 2005-06.

► San Diego State has won its last encounter with six of the other eight Mountain West Conference teams. The Aztecs have also won on their most recent visit to five MWC facilities (UNLV's Thomas & Mack Center, Utah's Huntsman Center, TCU's Daniel-Meyer Coliseum, Wyoming's Arena-Auditorium, Colorado State's Moby Arena and New Mexico's The Pit).

► The Aztecs posted a 6-2 conference road record. Not only is that the best mark in the Mountain West Conference, it is the fifth best road league record among all teams in the top 10 RPI conferences. Only Duke, North Carolina, Villanova and UCLA own a better record. Five other schools posted an identical 6-2 road mark - Connecticut, Kansas, LSU, Nevada and Tennessee.

► San Diego State has shown remarkable improvement from last season, when the Aztecs posted an 11-18 record, including a 4-10 record in conference play. In both winning percentage and total victories, SDSU's one-year improvement ranks third among all Division I teams, behind Brigham Young and South Alabama (see left box).

► Steve Fisher recorded his 100th victory at San Diego State on Feb. 25 at New Mexico when the Aztecs clinched a share of their first conference title since 1978. He now owns a 103-105 record at San Diego State and joined George Ziegenfuss (316), Morris Gross (190) and Smokey Gaines (112), as the only coaches to record 100 victories at SDSU. That mark may not look overly impressive but keep in mind that the Aztecs compiled a 77-146 (34.5 percent) in the eight seasons prior to Fisher's arrival on The Mesa and that SDSU went 16-35 in its first 51 games under Fisher (Aztecs are 87-70 since).

► For the season, San Diego State is shooting 46.7 percent. Only once in the past 17 seasons have the Aztecs shot that well for an entire season (2001-02, 47.6 percent). San Diego State is 10-1 this season when shooting 50 percent or better from the field, a number SDSU has reached in 10 of its last 19 games.

► One big area of improvement for San Diego State this season has been shooting. From the field, SDSU is connecting on 46.7 percent, including 48.6 percent in conference play (after shooting just 42.7 percent from the floor in all games last season). In conference play, the Aztecs' top three scorers - Brandon Heath, Marcus Slaughter and Mohamed Abukar - combined to connect on 50.0 percent (278-of-556).

► The improved shooting has carried over to both three-point and free-throw percentages. The Aztecs are shooting 40.4 percent from bonus distance, their best percentage since the 1987-88 campaign and SDSU connected on 77.7 percent from the charity stripe in league games. The four players who have shot the most free throws during conference play (Slaughter, Heath, Abukar and Williams) all shot 76.2 percent or better from the line.

► Junior guard **Brandon Heath** (18.3 ppg, 3.2 rpg, 3.6 apg, 43.8 3FG pct., 85.3 FT pct.), the Mountain West Conference Player of the Year who won conference player of the week honors an MWC best three times this season, leads the Mountain West in scor-

SCHEDULE/RESULTS

Date	Opponent (Television)	Time/Result	Note	Record	RPI	Sagarin
BP Top of the World Classic (Fairbanks, Alaska)						
N.17	at Alaska Fairbanks	W, 67-55	► Slaughter 13th career double-double (16 pts., 11 rebs.); Heath 23 pts., Davis CH 13 pts.	15-10	---	---
N.19	vs. Illinois-Chicago	L, 63-66	► Rebounds: UIC 36-30; Heath only Aztec player to reach double figures (18 pts.)	16-15	127	150
N.20	vs. Southern Mississippi	W, 79-51	► Aztecs use 40-9 run to blow game open; Break school-record with 76.9 3FG pct.	9-20	237	260
N.26	ALBANY (Ch. 4 San Diego)	W, 80-53	► Points in the paint: SDSU 36-16; Aztecs limit Albany to 34.7 FG pct.	19-10	131	158
N.30	at San Diego (Ch. 4 San Diego)	L, 80-90	► Four Aztecs score in double figures; Camara first career double-double (10 pts., 10 rebs.)	18-11	149	125
D.3	POINT LOMA NAZARENE	W, 88-77	► Rebounds: SDSU 47-31; Aztecs shoot season-high 92.3 pct. (24-26) from FT line	17-9	---	---
D.6	at California	L, 82-64	► Cal: 50.9 FG percent and forced 20 SDSU turnovers; Slaughter 22 pts., 13 rebs.	18-9	59	52
San Diego SLAM Presented (Cox Arena; San Diego, Calif.)						
D.10	USD vs. Fresno St. (Ch. 4 San Diego)	USD, 72-61	► Final score - San Diego 72, Fresno State 61			
D.10	WASHINGTON STATE (Ch. 4 San Diego)	L, 49-60	► Aztecs miss 23 straight field goal attempts in the 2nd half; Shoot 26.4 pct. for game	11-16	152	115
D.17	UC SANTA BARBARA (Ch. 4 San Diego)	W, 66-54	► Spain career-high 17 pts; Aztec frontcourt scores 44 points on 20-29 shooting	14-13	200	173
D.20	MD.-BALTIMORE CO.	W, 58-43	► Aztecs up 19 at half; Spain 16 pts., 9 rebs.; FG Pct.: SD 45.5, UMBC 31.7	10-19	297	277
D.27	at Providence (Ch. 4 San Diego)	L, 65-80	► Friars outrebound SDSU, 49-32; Aztecs shoot 37.9 pct. from field; Heath 22 pts.	12-15	107	91
D.31	LOYOLA MARYMOUNT (Ch. 4 San Diego)	W, 84-68	► Heath 25 points; Five SDSU players in double figures; Rebs. SDSU 42, LMU 25	11-17	164	160
J.4	*COLORADO STATE (Ch. 4 San Diego)	W, 83-75	► SDSU wins fourth straight conference opener; Heath and Abukar score 22 points	15-14	142	120
J.7	*at Air Force	L, 62-65	► Aztecs rally from 13 down to take 2nd half lead; Heath 21 pts.; SDSU FG Pct. 56.8	24-5	37	43
J.11	*at Utah (Ch. 4 San Diego)	W, 72-67	► SDSU claims second ever win in SLC; Rebs: SD 35, UT 25; Heath 21 points	13-14	162	134
J.14	*UNLV (SportsWest)	W, 83-67	► Slaughter 20 pts. and 20 rebs.; First SDSU player w/20 rebs. since 1984 (Michael Cage)	16-12	100	96
J.18	*at TCU	W, 76-57	► Slaughter 23 pts. and 18 rebs.; First ever win over the Horned Frogs	6-24	283	248
J.21	*BRIGHAM YOUNG (SportsWest)	W, 88-61	► SDSU wins three straight in series for second time in history	20-7	55	66
J.25	*NEW MEXICO (SportsWest)	W, 75-69	► Five Aztec players scored in double figures; SDSU 3FG pct: 60.5 (Cox Arena record)	17-12	115	117
J.28	*at Wyoming (Ch. 4 San Diego)	ot-W, 78-77	► Davis completes 3-point play (.00.3) to lift SDSU to overtime win	12-17	195	163
F.4	*at Colorado State	W, 85-81	► SDSU shoots school-record MWC best 63.8 pct. from field; Heath/Slaughter: 53 pts.	15-14	142	120
F.8	*AIR FORCE (Ch. 4 San Diego)	W, 61-51	► SDSU Aztecs score in double figures; Abukar/Slaughter: 34 points, 17 rebounds	24-5	37	43
F.11	*UTAH (ESPN+Plus)	L, 65-67	► Aztecs overcome 12-point second-half deficit; Rebs: Utah 34, SDSU 28	13-14	162	134
F.16	*at UNLV (ESPN2)	W, 81-70	► Aztecs sweep UNLV for the first time in school history; Heath 25 points (5-9 3FGs)	16-12	100	96
F.18	*TCU (Ch. 4 San Diego)	W, 83-71	► SDSU overcomes 11-point 2nd half deficit; Heath 6-12 3FGs, 20 points	6-24	283	248
F.22	*at Brigham Young (SportsWest)	L, 90-100	► Williams: CH 19 points; Five Aztecs in double figures	20-7	55	66
F.25	*at New Mexico (ESPN+Plus)	W, 73-66	► Heath: CH 8 three-pointers, season-high 32 points; Slaughter 11 pts., 11 rebs.	17-12	115	117
M.1	*WYOMING (Ch. 4 San Diego)	W, 91-72	► Abukar: CH 26 points; Aztecs clinch outright MWC title	12-17	195	163
M.3	SOUTH DAKOTA STATE	W, 88-63	► Sharper: CH 26 points, 8 treys; Williams: CH 11 assists, nine rebounds.	9-19	272	280
Mountain West Conference Basketball Tournament (Pepsi Center, Denver, Colo.)						
M.9	vs. Colorado State (QF) (ESPN+Plus)	W, 64-52	► SDSU has season-high 24 offensive rebounds and season low seven TOs	15-14	142	120
M.10	vs. UNLV (SF) (ESPN+Plus)	7 p.m. MT				
M.11	Championship Game (ESPN)	6 p.m. MT				

* - Indicates Mountain West Conference game. Record, RPI and Sagarin is current as of Sun., March 5, 2006. QF - Quarterfinals. SF - Semifinals.

ing, free throw percentage and three-point field goals made. Heath's numbers actually improved during conference play, where he averaged a team-best 19.5 points and 4.2 assists, while shooting 44.6 percent from beyond the arc. Heath has scored in double figures in 22 straight games, the longest active streak on the team, is a career high for him in that category and is the 27th longest active streak nationally (through Saturday's games).

► Junior forward **Marcus Slaughter** (16.6 ppg, 10.8 rpg, 49.1 FG pct., 76.1 FT pct.), who earned MWC first-team all-conference honors, is having one of the best seasons in San Diego State history. He is well on his way to becoming just the third Aztec player in the Division I era and the first since Michael Cage to average a double-double. He is currently averaging 16.6 points and 10.8 rebounds this season. He has 10 double-doubles in his last 15 games and has 27 career double-doubles.

► Junior forward **Mohamed Abukar** (14.6 ppg, 4.5 rpg, 50.2 FG pct.), continues to look more and more comfortable in an Aztec uniform. A mid-semester transfer from Florida, Abukar has played in 19 games, making 18 starts. SDSU is 15-3 with him in the starting lineup, and the junior has reached double figures in a career-high 12 straight games. He is averaging 18.5 points in his last four games and 6.3 rebounds in his last six games.

► Once a walk-on, senior guard **John Sharper** (9.0 ppg, 42.5 3FG pct., 80.3 FT pct.) is one of the most prolific three-point shooters in not only in San Diego State history, but also Mountain West Conference history. A native of Oakland, Calif., he connected on a Cox Arena-record eight three-point field goals, going 8-for-12 from bonus distance en route to a career-high 26 points in the regular-season finale against South Dakota State. Sharper ranks third on the SDSU charts in both three-point field goals made and three-point field goal percentage. He has also made a career-high 17 consecutive free throws. Sharper has reached double figures 13 times this season, with the Aztecs posting an 11-2 record in those contests.

► Starting point guard **Richie Williams** (6.5 ppg, 3.8 apg, 2.4 rpg, 72.0 FT pct.) flirted with the first triple-double in school history against South Dakota State. The true freshman had nine points and set career highs with nine rebounds and 11 assists. He became the first SDSU player to post 10 or more assists since Deandre Moore did it in 2001. Williams has posted six consecutive games with at least as many assists as turnovers for the first time in his career. He has 34 assists and 10 turnovers in his last six games.

► One of the best freshman in a league loaded with great first-year players, **Kyle Spain** (9.3 ppg, 5.7 rpg, 49.4 FG pct.) has been the biggest surprise for the Aztecs this season. He has played in 25 games, making 22 starts and is second on the team in rebounds and fourth in scoring average. He is 15-of-28 (53.6 percent) from three-point range this season.

► Of SDSU's top six leaders in minutes played, one is a senior (Sharper), three are juniors (Heath, Slaughter and Abukar) and two are freshmen (Spain and Williams).

► In Thursday's game against Colorado State, 61 of San Diego State's 64 points were scored by non-seniors.

Contact Information

► SDSU

Mike May,

Assistant AD/MRD

Office (619) 594-5547

Cell (619) 957-8372

Home (619) 644-1767

Fax (619) 582-6541

E-Mail mmay@mail.sdsu.edu

Web goaztecs.com

► UNLV

Andy Grossman,

Sports Information Director

Office (702) 895-3207

Fax (702) 895-0989

E-Mail

agrossman@cmail.nevada.edu

Web unlvrebels.com

Series Breakdown

THE SERIES

Overall	UNLV, 28-10
Overall Streak	SDSU, 2
Div. I Era	UNLV, 26-8
MWC Era	UNLV, 11-6
at UNLV	UNLV, 16-4
at T&M	UNLV, 10-3
at UNLV Streak	SDSU, 2
at SDSU	UNLV, 10-6
at Cox Arena	UNLV, 4-3
at SDSU Streak	SDSU, 1
Neutral	UNLV, 2-0
Neutral Streak	UNLV, 2
Fisher vs. UNLV	6-12
Fisher vs. Kruger	3-3

STATISTICAL COMPARISON

	SDSU	UNLV
Record	22-8	17-12
Conference Record	13-3	10-6
Scoring Offense	74.7	69.8
Scoring Defense	67.1	66.6
Scoring Margin	+7.6	+3.2
Rebound Margin	+3.8	+2.3
FG Percentage	46.7	44.7
FG Percentage Def.	44.0	44.3
3FG Percentage	40.4	35.0
3FG Percentage Def.	34.3	34.3
FT Percentage	72.3	67.0
Assists Per Game	13.4	15.9
Turnovers Per Game	15.2	14.8
Turnover Margin	-0.4	+0.7
A/TO Margin	0.9	1.1
Blocks Per Game	3.2	3.2
Steals Per Game	7.6	7.3

COMMON OPPONENTS

	SDSU	UNLV
LMU	W, 84-68	W, 79-60
Air Force	W, 61-51	L, 50-52
	L, 62-65	L, 55-68
BYU	W, 88-61	W, 82-72
	L, 90-100	L, 72-75
CSU	W, 83-75	W, 68-57
	W, 85-81	W, 80-72
	W, 64-52	
UNM	W, 75-69	W, 67-56
	W, 73-66	L, 39-47
		W, 65-64
Utah	W, 72-67	W, 71-59
	L, 65-67	W, 65-58
TCU	W, 83-71	W, 73-60
	W, 76-57	W, 72-61
WYO	W, 91-72	W, 88-77
	ot-W, 78-77	W, 66-54

UNLV (17-12; 10-6 MOUNTAIN WEST)

No.	Name	Pos.	Ht.	Wt.	Cl.	PPG	RPG	Hometown/Last School
1	Jo'Van Adams	G	6-0	190	Fr.	10.8	3.2	Houston, Texas/Gulf Shores Academy
3	Michael Umeh	G	6-2	205	Jr.	11.0	2.4	Houton, Texas/Hightower HS
5	Wendell White	G	6-6	215	Jr.	7.0	5.4	Los Angeles, Calif./Antelope Valley College
11	Ricky Morgan	G	6-0	200	Sr.	4.4	1.1	Pontiac, Mich./Schoolcraft College
13	Jason Petrimoulx	G	6-4	195	Jr.	10.1	2.7	Las Vegas, Nev./Dixie State College
22	Louis Amundson	F	6-9	225	Sr.	14.6	8.6	Boulder, Colo./Monarch HS
24	René Rougeau	G	6-6	200	Fr.	2.2	2.2	Rancho Cucamonga, Calif./Etiwanda HS
31	Curtis Terry	G/F	6-5	205	So.	7.7	3.0	University Place, Wash./Curtis HS
41	Dustin Villepigue	F	6-9	230	Sr.	6.1	5.1	Simi Valley, Calif./Dixie State College
42	Robert Berkey	G	6-4	190	Sr.	0.5	0.2	Las Vegas, Nev./Barstow JC
45	Joe Darger	F	6-7	210	Fr.	2.4	0.9	Riverton, Utah/Riverton HS
52	Gaston Essengue	F	6-8	245	Jr.	3.0	2.4	Cameroon, Africa/Weatherford College

Head Coach: Lon Kruger - 34-26 in 2nd season at UNLV and 352-259 in 20th season overall

Assistant Coaches: Greg Gensing, Steve Henson, Lew Hill

San Diego State-UNLV: The Series

► This is the 39th meeting between UNLV and San Diego State, with the Rebels owning a 28-10 advantage in the series.

► The two schools meet three times in one season for the fourth time in the all-time series with each instance coming as members of the MWC.

► SDSU and UNLV will face each other at the MWC tournament for the fourth time (out of six years UNLV has participated), but the first in semifinal action. SDSU is 1-2 vs. UNLV in the three previous MWC championship meetings, including 0-2 in the quarterfinals and 1-0 in the title game.

► The Aztecs have faced the Rebels the most of any school in the history of the MWC tournament. Including Friday's contest, SDSU will have played UNLV four times, followed by Wyoming (2), Air Force (1), BYU (1), Colorado State (1), New Mexico (1), Utah (1). SDSU has never taken on TCU.

► The MWC Championship is just a part of the Aztecs-Rebels postseason history. SDSU has faced UNLV three times in NCAA tournaments, more than any other opponent. The Aztecs are 1-2 in those games, earning a victory in the 1967 NCAA Div. II Tournament regionals but dropping first-round decisions to ranked Rebel teams in the 1975 and '85 NCAA Division I Tournaments.

► The 37 previous meetings are the fewest for the Aztecs against any Mountain West Conference opponent other than league newcomer TCU.

► Steve Fisher has led San Diego State to six of the school's 10 all-time victories against UNLV. Since taking over the Aztecs, Fisher has guided SDSU to a 6-11 record against the Rebels. Not an eye-popping mark, but impressive when considering SDSU was 4-17 prior to his arrival.

► San Diego State won the two previous meeting this season, 83-67, in Cox Arena on Jan. 14, and 81-70 in Las Vegas on Feb. 16.

► SDSU recorded consecutive victories over UNLV and swept the season series for the first time in school history in 2005-06. The teams had met twice during the regular season in 11 previous campaigns, with the Rebels recording six sweeps and the teams splitting the two games in the other five seasons.

► In the two schools' first meeting this season, junior forward Marcus Slaughter became the first Aztec since Michael Cage to record a 20-20 game as he posted 20 points and a career-high 20 rebounds in the game. *More information on that game can be found at the end of this section.*

► In Las Vegas on Feb. 16, SDSU junior guard Brandon Heath scored 25 points and dished out seven assists to pace four Aztec players in double-figures.

► Junior Brandon Heath has 142 career points against UNLV. That is the highest point total for any current Aztec player against any team. In six career games against the Rebels, Heath is averaging 23.7 points, 4.8 assists, 2.7 rebounds and 1.2 steals. Even more remarkable, he has made 43 career free throw attempts against the Rebels and is 43-of-47 (91.4 percent) from the line vs. UNLV.

► Junior Marcus Slaughter is averaging 16.8 points and 11.2 rebounds in four career games vs. UNLV. Earlier this season he became the sixth player in school history and the first since Michael Cage to record a 20-20 game when he scored

THE SERIES

Series: UNLV leads, 28-10

Home: 6-10, Away: 4-16, Neutral: 0-2

Date	Location	Score
J.8.66	San Diego (PG)	W 91-62
F.3.67	Las Vegas	L 64-68
M.11.67	San Diego (PG) (RC)	W 88-71
D.27.68	Las Vegas (NV)	L 74-101
M.15.75	+N-Tempe, Ariz. (17)	L 80-90
D.11.76	San Diego (SA) (5)	L 113-118
D.10.77	Las Vegas (10)	L 95-101
J.4.79	San Diego (SA)	L 80-85
F.17.79	Las Vegas	W 94-91
J.11.80	Las Vegas	L 86-88
F.5.80	San Diego (SA)	L 86-98
J.17.81	San Diego (SA)	L 77-78
F.20.81	Las Vegas	L 67-68
J.2.82	Las Vegas	L 71-77
F.6.82	San Diego (SA)	W 81-68
M.14.85	+N-Salt Lake City (9)	L 80-85
D.20.85	Las Vegas (LV) (12)	L 85-105
D.30.91	Las Vegas	L 72-88
D.12.92	San Diego (PG) (22)	L 77-89
J.9.97	*Las Vegas	L 59-79
F.8.97	*San Diego (SA)	L 71-78
J.22.00	*Las Vegas	L 55-83
M.2.00	*San Diego (CA)	L 64-85
M.9.00	^Las Vegas (QF)	L 72-77

J.27.01	*Las Vegas	ot-L	72-82
F.24.01	*San Diego (CA)	W	83-66
J.26.02	*San Diego (CA) (02.4)	ot-L	79-80
F.23.02	*Las Vegas	ot-L	76-83
M.09.02	^Las Vegas (CH)	W	78-75
F.11.03	*San Diego (CA)	L	64-79
M.8.03	*Las Vegas (d)	L	67-83
M.13.03	^Las Vegas (QF)	L	67-83
J.17.04	*San Diego (CA) (d)	W	83-78
F.17.04	*Las Vegas	L	65-68
J.15.05	*Las Vegas	W	81-73
F.12.05	*San Diego (CA) (d)	ot-L	91-93
J.14.06	*San Diego	W	83-67
F.16.06	*Las Vegas	W	81-70
M.10.06	^Denver (SF)		

N - Indicates neutral site. AG - Aztec Gym. PG - Peterson Gym. SA - Sports Arena. CA - Cox Arena. UT - Utah Classic, Time indicates time remaining when a game-winning shot occurred with less than five seconds left. Number after location indicates opponent national ranking at game time (AP or AP/Coaches). * - Indicates conference game. + - NCAA Tournament game. ^-MWC tournament game

SDSU PLAYERS VS. UNLV

	G-GS	FG-A	3FG-A	FT-A	REB	AVG.	A	TO	BS	ST	PTS	AVG	HI
Brandon Heath	6-6	43-95	13-39	43-47	16	2.7	29	27	0	7	142	23.7	37
Marcus Slaughter	6-6	33-74	0-7	35-44	67	11.2	6	17	8	6	101	16.8	25
John Sharper	9-1	16-39	14-33	5-6	14	1.6	8	5	0	6	51	5.7	19
Matt Thomas	3-2	7-17	0-1	2-3	11	3.7	6	3	2	1	16	5.3	14
Mohamed Camara	4-2	8-13	0-0	5-10	22	5.5	1	4	1	2	21	5.2	8
Kyle Spain	1-1	2-4	2-2	4-4	3	3.0	3	1	0	1	10	10.0	10
Trimaine Davis	8-0	3-6	0-0	3-6	11	1.4	1	4	1	0	9	1.1	9
Richie Williams	2-2	4-11	1-5	0-0	1	0.5	5	6	0	2	9	4.5	9
Mohamed Abukar	2-2	7-21	0-1	7-9	11	5.5	2	0	0	4	21	10.5	13

20 points and added a career-high 20 rebounds against the Rebels.

► Four of the last 14 games (and four of the last 12 regular-season meetings) between the teams have gone into overtime, including both regular season meetings in 2001-02. Of the team's last 15 meetings, four have gone into overtime and there have been a one-point, a two-point game, two three-point, two five-point and two seven-point games.

► **Series Tidbits:** In four of the last eight games, the winning team has scored exactly 83 points (SDSU was victorious with 83 points earlier this season)... In seven of the 17 games during the Mountain West Conference era, the winning team has had exactly 83 points... Four times in the last 12 games, the losing team has shot better than 50 percent from the field... San Diego State has had seven different leading scorers in the last 10 meetings between the teams (Randy Holcomb, Mike Mackell, Evan Burns, Tony Bland, Aerick Sanders (twice), Brandon Heath (three times) and Marcus Slaughter... In the last seven games between the teams, there have been 37 lead changes and the game has been tied 23 times... The team with more assists has won 13 of the 16 games in the Mountain West Conference era (in one game, the assist totals were even).

► Current San Diego State player career stats against UNLV can be found above.

LAST MEETING

San Diego State 81, UNLV 70 | Feb. 16, 2006 | Thomas & Mack Center

LAS VEGAS -- Junior guard Brandon Heath scored 25 points and dished out seven assists to pace four Aztec players in double figures and help lead SDSU to an 81-70 victory over UNLV at The Thomas & Mack Center.

UNLV scored the first basket of the game and the Aztecs never trailed again in sweeping the season series from the Rebels for the first time in school history.

Heath connected on 9-of-18 attempts from the field, including 5-of-9 from three-point range. It marked the 13th time this season and the 33rd time in his career he has scored 20 or more points in a game.

Senior guard John Sharper connected on a career high 19 points, hitting on 5-of-7 attempts from beyond the arc. He also added a career-best six rebounds.

Marcus Slaughter added 15 points, while Mohamed Abukar contributed 13 points and a career high eight rebounds.

THIS YEAR IN SAN DIEGO

San Diego State 83, UNLV 67 | Jan. 14, 2006 | Cox Arena at Aztec Bowl

SAN DIEGO -- Marcus Slaughter became the first Aztec player to record 20 rebounds in 22 years as San Diego State defeated UNLV 83-67 at Cox Arena on Jan. 14.

Slaughter pulled down a Cox Arena record 20 boards to go along with an arena record tying five blocked shots and 20 points as the Aztecs overcame a six-point halftime deficit to win for the sixth time in eight outings.

San Diego State shot just 39.7 percent from the field, but owned a 42-37 rebound advantage, a plus three turnover margin and outscored the Rebels 31-6 at the free throw line.

The Aztecs trailed 38-32 at intermission, but used a 21-7 run to open the second half to take control of the game.

Brandon Heath, who scored nine points during the critical spurt to begin the second half, scored 17 points, while adding five assists and four rebounds. John Sharper came off the bench to score 11 points, on the strength of 3-of-6 shooting from three-point range and Kyle Spain added 10 points.

The victory gave SDSU a win over the Rebels for the third straight season and the 16-point margin of victory was the third largest margin of victory in a Mountain West Conference game and the largest since 2001.

UNLV shot 55.2 percent in the first half, but the Aztecs turned up the defensive pressure in the second half, allowing UNLV to connect on just 11-of-37 (29.7 percent) from the field, while forcing nine turnovers after intermission.

MWC Individual Rankings (All Games)

Entering Tues., March 7 games

Mohamed Camara

Off. Rebounding	14th (1.79)
Blocked Shots	16th (0.61)

Trimaine Davis

Blocked Shots	17th (0.56)
---------------	-------------

Brandon Heath

Scoring	1st (18.3)
3FG Made	1st (3.07)
Free Throw Pct.	1st (85.0)
3FG Pct.	4th (42.9)
Assists	5th (3.59)
Ast./TO Ratio	6th (0.92)
Steals	9th (1.55)

John Sharper

3FG Made	2nd (2.52)
3FG Pct.	3rd (42.9)

Marcus Slaughter

Off. Rebounding	2nd (3.96)
Def. Rebounding	2nd (6.54)
Scoring	2nd (16.6)
Rebounding	2nd (10.5)
Blocked Shots	6th (1.19)
Free Throw Pct.	8th (76.3)

Kyle Spain

Off. Rebounding	8th (2.04)
Rebounding	11th (5.7)
Def. Rebounding	11th (3.62)
FG Pct.	12th (50.6)
Steals	14th (1.21)

Richie Williams

Steals	4th (1.79)
Assists	5th (3.50)
Ast./TO Ratio	6th (1.23)

MWC Team Rankings (All Games)

Category	Rank
Scoring Offense	3rd
Scoring Defense	5th
Scoring Margin	2nd
Free Throw Percentage	3rd
FG Percentage	4th
FG Percentage Defense	6th
3FG Percentage	1st
3FG Percentage Defense	4th
Rebounding Total	4th
Rebounding Opp. Total	3rd
Rebounding Margin	3rd
Blocked Shots	5th
Assists	7th
Steals	3rd
Turnover Margin	6th
Assist-TO Ratio	6th
Offensive Rebounds	4th
Defensive Rebounds	6th
3FG Made	3rd

San Diego State 81, UNLV 70

Feb. 16, 2006 | Thomas & Mack Center | Las Vegas, Nev.

SDSU	MP	FG	3FG	FT	R	F	A	TO	B	S	TP
Abukar	27*	4-10	0-0	5-7	8	3	1	0	0	2	13
Slaughter	28*	5-10	0-0	5-8	3	5	0	4	1	2	15
Heath	40*	9-18	5-9	2-2	2	1	7	7	0	0	25
Williams	27*	0-3	0-2	0-0	0	2	2	4	0	1	0
Thomas	25*	1-4	0-1	0-0	1	2	2	0	1	1	2
Sharper	29	7-9	5-7	0-0	6	1	1	1	0	1	19
Davis	2	0-0	0-0	0-0	0	0	0	1	0	0	0
Camara	22	2-2	0-0	3-6	10	3	1	1	1	0	7
Team					8						
Totals	200	28-56	10-19	15-23	38	17	14	18	3	7	81
UNLV	MP	FG	3FG	FT	R	F	A	TO	B	S	TP
Amundson	26	2-4	0-0	3-5	10	4	2	1	0	0	7
White	29*	2-8	0-0	2-2	7	2	1	3	2	2	6
Amundson	24*	6-9	0-0	1-2	6	5	1	2	3	0	13
Adams	38*	6-18	3-6	3-4	4	3	1	0	0	3	18
Petrimoulx	33*	0-6	0-3	0-0	3	1	8	1	0	0	0
Terry	32*	5-13	1-4	2-2	8	2	3	3	0	2	13
Morgan	16	1-2	1-1	2-2	0	0	4	3	0	0	5
Villepigue	20	3-8	0-0	5-6	7	5	0	1	1	1	11
Darger	2	0-0	0-0	0-0	0	2	0	1	0	0	0
Essengue	6	2-3	0-0	0-0	2	1	0	1	0	0	4
Team					2						
Totals	200	25-67	5-14	15-18	39	21	18	15	6	8	70

Halftime: San Diego State 42, UNLV 32. FG%: San Diego State 50.0, UNLV 37.3. 3FG%: San Diego State 52.6, UNLV 35.7. FT%: UNLV 83.3, San Diego State 65.2. Officials: David Hall, Scott Thornley, Tim O'Neill. Att.: 10,923.

MWC Individual Rankings (MWC Games)

Entering Tues., March 7 games

Mohamed Abukar

Free Throw Pct.	3rd (85.7)
Field Goal Pct.	4th (53.7)
Scoring	9th (15.2)
Off. Rebounds	12th (1.81)
Blocked Shots	16th (0.50)
Rebounding	17th (4.6)

Brandon Heath

Scoring	1st (19.5)
3FG Made	1st (3.38)
Assists	3rd (4.19)
3FG Pct.	4th (44.6)
Free Throw Pct.	5th (82.1)
Steals	6th (1.81)
A-TO Ratio	7th (1.16)

John Sharper

3FG Made	4th (2.12)
3FG Pct.	6th (41.0)

Marcus Slaughter

Rebounding	1st (10.9)
Def. Rebounds	1st (6.88)
Off. Rebounds	2nd (4.00)
Scoring	2nd (16.6)
Blocked Shots	5th (1.44)
FG Pct.	11th (49.7)
FT Pct.	11th (76.2)

Richie Williams

Steals	4th (2.06)
Assists	4th (3.75)
A-TO Ratio	5th (1.22)

MWC Team Rankings (MWC Games)

Category	Rank
Scoring Offense	1st
Scoring Defense	5th
Scoring Margin	1st
Free Throw Percentage	1st
FG Percentage	2nd
FG Percentage Defense	6th
3FG Percentage	1st
3FG Percentage Defense	3rd
Rebounding Total	4th
Rebounding Opp. Total	4th
Rebounding Margin	3rd
Blocked Shots	5th
Assists	4th
Steals	1st
Turnover Margin	6th
Assist-TO Ratio	5th
Offensive Rebounds	3rd
Defensive Rebounds	6th
3FG Made	4th

LAST POSTSEASON MEETING

UNLV 83, San Diego State 67 | March 13, 2003 | Thomas & Mack Center

LAS VEGAS - San Diego State had its three-game Mountain West tourney winning streak snapped by Marcus Banks and host UNLV, as the fourth-seeded Rebels downed the fifth-seeded Aztecs, 83-67, in the quarterfinals at the Thomas and Mack Center.

SDSU fell victim to Vegas' 55.8 percent shooting and Banks' game-high 22 points in dropping its third straight.

SDSU yielded more than 80 points and better than 55 percent shooting to the opposition for the third straight game. UNLV won all three meetings between the teams during the 2002-03 season.

Similar to the previous Sunday's meeting in Vegas, SDSU hung with the home team for much of the first half. Deandre Moore scored all nine of his points in the first 11 minutes and the Aztecs held a 24-23 lead with 6:57 remaining.

The Rebels then ran off seven straight points and ended the half on a 25-12 run to take a 41-32 lead into the break. Tony Bland made a free throw to begin the second half but UNLV went on a 7-0 run to extend the lead comfortably into double-digits where it would stay for the rest of the game.

Banks assisted on four of the Rebels' first seven baskets and scored 12 of their first 32 points. He finished with 22 points, including 11-of-11 free throws, seven assists and six steals.

Bland led the Aztecs with 17 points, while Tommy Johnson tied his career high with 13.

LAST SDSU POSTSEASON WIN

San Diego State 78, UNLV 75 | March 9, 2002 | Thomas & Mack Center

LAS VEGAS -- Deandre Moore hit two free throws with 3.3 seconds remaining as fifth-seeded San Diego State beat third-seeded UNLV, 78-75, to win the Mountain West Conference tournament and advance to the NCAA tournament for the first time since 1985.

The Aztecs led by as many as 16 points in the second half, but UNLV got within one point on two free throws by Marcus Banks with 4.8 seconds remaining. Moore was fouled with 3.3 seconds left, and went on to convert both free throws to clinch the win for the Aztecs. Tournament MVP Randy Holcomb led San Diego State with 20 points and 11 rebounds. Al Faux added 16 points and Mike Mackell had 15.

Lou Kelly paced the Rebels with 24 points. Dalron Johnson had 23 and Marcus Banks scored 18.

The Aztecs led 68-53 with five minutes left to play, but turned the ball over five straight times as the Rebels rallied to cut the lead to 68-62 with 3:55 left.

Banks and Johnson scored all nine points for the Rebels in that run. Mackell ended the streak with a layup to put the Aztecs ahead 70-62.

The Aztecs extended their lead to 74-68 on two free throws by Moore, but Banks made a three-point play to bring the Rebels to within 74-71 with 1:06 remaining. With 30 seconds left, Kelly connected on an inside jumper to pull the Rebels within two, 75-73.

Banks converted two free throws with 4.8 seconds left to bring the Rebels within one point of catching the Aztecs, but Moore's two free throws in the final seconds thwarted the Rebels' chances of a come-from-behind win.

Aztec Cliff Notes

The Mountain West Conference regular season champions, San Diego State has overcome playing without key components of the team during the non-conference campaign to post an 22-8 overall record and a 13-3 MWC mark. San Diego State has played great of late, winning four straight, six of its last seven (6-1), 14 of its last 16 (14-2), 16 of its last 19 games (16-3) and 18 of its last 22 (18-4).

The Aztecs have played without MWC preseason player of the year Marcus Slaughter (missed three games), MWC newcomer of the year Mohamed Abukar (10 games), team captain Trimaine Davis (four games) and freshman starter Kyle Spain (five games) due to a variety of reasons (injuries (Slaughter and Davis), NCAA transfer rules (Abukar) and team suspension (Spain)). The result was nine different players earning starts and seven different lineups in the first 13 games of the season. The lineup has been more consistent of late with SDSU going with two guards (Brandon Heath and Richie Williams) and three forwards (Marcus Slaughter, Mohamed Abukar and Kyle Spain) starting 10 games.

Despite missing three games, junior forward Marcus Slaughter has enjoyed a tremendous season. He is averaging a double-double at 16.6 ppg and 10.8 rpg. Prior to an injury in the Dec. 17th game against UC Santa Barbara, he had scored 22 or more points in four consecutive game for the first time in his career and had three consecutive double-doubles. The injury, a second degree MCL sprain to the left knee, kept him sidelined until he played in the league opener against Colorado State. He has posted double-doubles 15 times this season and 27 in his career. He earned his second MWC player of the week honor of the season earlier this year. Slaughter earned first-team all-conference honors and was runner-up for player of the year in the league.

Slaughter is joined in the frontcourt by Mohamed Abukar. The junior transfer from Florida scored in double figures in his first three games in an Aztec uniform. He has currently scored in double figures a career best 12 consecutive games, including a career-high 26 points victory at Colorado State (3-1-06). He earned second-team all-conference honors. He is averaging 14.6 points and 4.5 rebounds, while connecting on 50.2 percent of his field goal attempts.

The surprise of the season may be true freshman forward Kyle Spain. Spain is averaging 9.3 points, 5.7 rebounds and has played the fifth most minutes on the team. He has connected on 49.4 percent of his field goal attempts and the Aztecs are 10-2 when he scores in double figures.

Junior Brandon Heath heads up the backcourt and earned Mountain West Conference Player of the Year honors. He leads the MWC in scoring at 18.3 ppg and is shooting 42.5 percent from three-point range. Heath also leads the league in free throw percentage at 85.3. He has scored 20 or more points 15 times this season and 36 times in his career. He has earned league player of the week honors three times this season and five times in his career.

Another true freshman, Richie Williams, starts at the point guard position for the Aztecs. Williams has played in all 30 games and made 29 starts for SDSU. He is the team leaders in assists (115) and in steals (51), while averaging 6.5

points and 2.4 rebounds. He recorded a career-high 11 assists and added nine points and nine rebounds against South Dakota State. He posted consecutive double-figure scoring games last month for the first time in his career and set a personal best with 19 points at Brigham Young (2-18-06).

With the starting lineup now secure, San Diego State has quality experience off the bench.

Senior guard John Sharper may be the best three-point field goal shooter in the league. He is 74-of-174 (42.5 percent) this season and is among the league leaders in treys. He has made at least two three-point field goals in 21 of his last 29 games and has averaged just one turnover every 28.4 minutes this season. Sharper is averaging 9.0 ppg.

Senior center Trimaine Davis serves as the team captain and is instant energy when he enters the game. A 66.7 percent field goal shooter, Davis is averaging 4.4 ppg and 2.1 rpg. He has started seven games this season and is averaging 14.0 minutes per game.

Senior center Mohamed Camara is one of the most improved players in the league. A big man that gives SDSU a wide body presence in the paint, he is averaging 2.8 ppg and 4.0 rpg. He has turned into an offensive threat but still continues to excel on the defensive end of the court.

Heath Earns Mountain West Conference Player of the Year as Three Players Earn All-Conference Honors

San Diego State junior guard Brandon Heath was named the 2006 Mountain West Conference Player of the Year, the league office announced March 6. The Aztecs (21-8; 13-3 MWC), league regular season champions, led the conference with three all-league selections. In addition to Heath, junior forward Marcus Slaughter joins him as a unanimous first-team honoree, while Mohamed Abukar was named to the second-team.

Heath, from Los Angeles, Calif., led SDSU to its first conference championship since 1978. He was the only player to score in double figures in every league game this season, while leading the MWC in scoring with an average of 19.5 points per game. He also led the MWC with 54 made three-point field goals in conference contests (3.38 per game). Heath is the only player to be named MWC Player of the Week three times this season and established a new San Diego State record with five career weekly awards surpassing former Aztecs Michael Cage and Aerick Sanders. The junior was also named to the NABC all-District 13 squad along with Slaughter.

Slaughter (Riverside, Calif.), a second-team pick last season, was the top rebounder and defensive rebounder in the conference grabbing an average of 10.9 and 6.88 rebounds per game, respectively. He finished second to Heath in scoring with an average of 16.6 points per game and was second in the MWC in offensive rebounds (4.0 per game). The junior ended the 2005-06 regular season with a pair of league player of the week honors.

Abukar (San Diego, Calif.), the preseason MWC newcomer of the year, finished among the league's top-10 in three categories. The junior was the league's third-best free-throw shooter, making an average of 85.7 percent of his attempts, while finishing fourth in field goal percentage (53.7 percent) and ninth in scoring (15.2 points per game). Since he became eligible in late December, the Aztecs went 15-4. With Abukar, Heath and Slaughter in the starting lineup, SDSU finished with a 13-3 record.

Heath is the sixth conference player of the year in program history and becomes the fifth different Aztec to win league player of the year accolades at San Diego State. This is just the first time since 1985, when Leonard Allen and Anthony Watson were honored in the Western Athletic Conference, that the Aztecs have had two players named first-team all-conference in the same year.

This is the third consecutive season in which Heath and Slaughter have earned postseason league recognition. In 2004, the two were honorable mention picks and in 2005, both were named to the MWC second team. For Abukar, this is his first postseason accolade.

Mountain West

STANDINGS

Through 3/7	MWC		Overall	
School	W	L	W	L
SDSU ◀	13	3	21	8
Air Force	12	4	24	5
BYU	10	4	20	7
UNLV	10	6	16	12
New Mexico	8	8	17	12
Utah	6	10	13	14
Wyoming	5	11	12	17
Colorado St.	4	12	15	14
TCU	2	14	6	24

SCHEDULE AND RESULTS

Wed., March 1
San Diego State 91, Wyoming 72

Tues., March 7*
TCU vs. Colorado State, 6:30 p.m.

Thurs., March 9*
CSU/TCU winner vs. SDSU, 11 a.m.
New Mexico vs. UNLV, 1:30 p.m..
Wyoming vs. Air Force, 6 p.m.
Utah vs. BYU, 9 p.m.

*MWC Tournament
Pepsi Center, Denver, Colo.
All Times Pacific

Preseason MWC Poll

Pl.	School (1st Place Votes)	Pts.
1.	San Diego State (10)	173
2.	Utah (6)	159
3.	UNLV (3)	137
4.	Air Force (2)	123
5.	New Mexico	120
6.	TCU	89
7.	Wyoming (1)	74
8.	Colorado State	65
9.	Brigham Young	50

MWC Teleconference

SDSU coach Steve Fisher will take part in the MWC weekly conference call every Monday during the rest of the season. The conference call begins at 9 a.m. PT, with Fisher going at 9:02-9:12 a.m. PT.

The entire schedule is listed below.

Time	Speaker
9:00 a.m.	Call begins
9:02 a.m.	Steve Fisher, SDSU
9:12 a.m.	Dave Rose, BYU
9:22 a.m.	Dale Layer, CSU
9:32 a.m.	Ritchie McKay, UNM
9:42 a.m.	Neil Dougherty, TCU
9:52 a.m.	Lon Kruger, UNLV
10:02 a.m.	Ray Giacoletti, Utah
10:12 a.m.	Jeff Bzdelik, Air Force
10:22 a.m.	Steve McClain, Wyo.
10:32 a.m.	Craig Thompson

Steve Fisher

15th-Full Season • 7th Season at SDSU • Illinois State, 1967



Record Breakdown

	Career
Home	165-59
Away	71-105
Neutral	52-22

By Month	
November	29-16
December	84-34
January	66-52
February	55-51
March	49-31
April	4-2

Games Decided By/In	
1-Point Games	14-7
2 Points	15-12
3 Points or Less	69-49
Overtime	20-16

One of the nation's most distinguished coaches, Steve Fisher has guided San Diego State's transformation from a college basketball afterthought to one of the most visible programs in the country.

In six short seasons, Steve Fisher has changed the outlook, fortunes and expectations of San Diego State basketball. The Aztecs have been transformed from the ugly duckling that muddled through the first-ever Mountain West Conference campaign with an 0-14 record into a program that has produced three .500 or better campaigns in the last five seasons, advanced to postseason play twice in the last four years, claimed a conference championship and the first Division I postseason victory in school history.

It is a school that now regularly goes toe-to-toe with the West's best basketball programs on the court and in the recruiting wars. It may be the new program on the block but seniority rarely matters in the changing world of college athletics.

When Fisher arrived on the scene, he found a basketball program that wasn't good enough to be called average. The Aztecs had suffered through 13 losing seasons in 14 years. Members of the school's last NCAA team were in the early stages of middle age. The expectations were in place all right. The Aztecs were expected and expecting to lose. The year before his arrival San Diego State won just four games.

The hiring only dates back to March of 1999, so referring to the "Steve Fisher Era" at San Diego State might be considered a bit premature. But with the Aztec banner now flying over the Mountain West Conference, there is little doubt that San Diego State basketball has reached a new level.

On March 26, 1999, San Diego State announced its arrival on the basketball scene in the form of a news conference to introduce its new coach, Steve Fisher. Fresh from a stint with the Sacramento Kings and with three appearances in the Final Four and a national championship in his pocket, he rolled up his sleeves and went to work. And work was needed. It looked to be a daunting challenge and yet the man with one of the highest winning percentages in NCAA Tournament history had no reservations.

No head-coaching career, at any level, started quicker than that

of Steve Fisher. Six games into his head-coaching career he was undefeated and sporting a national championship ring. And the success didn't stop with the national title.

Fisher's eight-plus seasons at the University of Michigan produced a 184-82 (.692) record, nine postseason tournament berths and three trips to the NCAA championship game, including the magical run to the 1989 national title.

Under Fisher, the Wolverines also claimed an NIT championship, won at least 20 games four times and finished among the top three in the powerful Big Ten Conference five times. In 1995, Michigan set a league record by holding opponents to just 39.4 percent shooting from the floor.

Fisher and Company raised the bar even higher in the postseason. His seven NCAA Tournament teams at Michigan combined for a 20-6 record, ranking him fourth among active coaches and ninth in NCAA history with a winning percentage of .769 in the national bracket. Only 13 coaches have taken more teams to the Final Four, including just five that are still active. He is one of three coaches to take three squads to the Final Four in the first five years of a head-coaching career, and one of just six coaches to lead a team to the championship of the NIT as well as the NCAA.

His accomplishments may be even greater at San Diego State. In 2001-02 he led the Aztecs to the postseason for the first time since 1985 and for just the fourth time ever. The 21 wins were second most for the school as a Division I program and the most since 1985. The fact that those numbers came after just three seasons signifies what is one of the great recent turnarounds in college basketball.

He followed that up with a third consecutive season with a .500 or better record in 2002-03 and led San Diego State back to the postseason for the second consecutive season for only the second time in the school's Division I history. In addition, SDSU claimed its first Division I postseason victory with a win in the NIT.

The future looks even brighter. The Aztecs return four starters to go along with another nationally-ranked recruiting class have SDSU fans looking forward to the 2005-06 campaign.

► Steve Fisher Year-By-Year

Year	School	W	L	Pct.	Conference			Postseason/Honors
					W	L	Pct.	
1989	Michigan	6	0	1.000	-	-	-	NCAA Champions
1989-90	Michigan	23	8	.742	12	6	.667	NCAA Second Round
1990-91	Michigan	14	15	.483	7	11	.389	NIT First Round
1991-92	Michigan	25	9	.735	11	7	.611	NCAA Runner-Up, <i>Basketball Times</i> Coach of the Year
1992-93	Michigan	31	5	.861	15	3	.833	NCAA Runner-Up
1993-94	Michigan	24	8	.750	13	5	.722	NCAA Regional Finalist
1994-95	Michigan	17	14	.548	11	7	.611	NCAA First Round
1995-96	Michigan	20	12	.625	10	8	.556	NCAA First Round
1996-97	Michigan	24	11	.686	9	9	.500	NIT Champions
Eight Full Seasons at UM		184	82	.692	88	56	.611	7 NCAA Tournaments, 9 Postseason Appearances
Year	School	W	L	Pct.	W	L	Pct.	Postseason/Honors
1999-00	San Diego State	5	23	.179	0	14	.000	
2000-01	San Diego State	14	14	.500	4	10	.286	8th-most improved team in the country (<i>Sagarin Ratings</i>)
2001-02	San Diego State	21	12	.636	7	7	.500	NCAA First Round; Aztecs' first NCAA trip since 1985
2002-03	San Diego State	16	14	.552	6	8	.429	NIT Second Round; Aztecs reach postseason in consecutive yrs
2003-04	San Diego State	14	16	.483	5	9	.357	Two players that earned all-league honors return in 04-05
2004-05	San Diego State	11	18	.379	4	10	.286	Young Aztecs drop seven gms. by four pts. or less or OT
2005-06	San Diego State	22	8	.733	13	3	.813	
Seventh Seasons at SDSU		103	105	.495	39	61	.390	Consecutive Postseason Appearances
		W	L	Pct.	W	L	Pct.	Postseason/Honors
15th-Full Season Career		287	187	.605	126	116	.521	8 NCAA Tournaments, 11 Postseason Appearances

00 • Brett Hoerner

Forward • 6-11 • 206 • Freshman • Fullerton, Calif. (Fullerton High)



Played in 15 games this season... Played a career-high 14 minutes in games against UC Santa Barbara (12-17-05) and Maryland-Baltimore County (12-20-05)... Has seen at least 10 minutes of action in four games this season... Established career highs in eight different categories against UC Santa Barbara, including points (9), rebounds (4), assists (1), field goals (3), field goals attempted (4), free throws (3), free throws attempted (5), steals (2) and minutes played (14)... In five minutes against South Dakota State, he scored four points and had three rebounds... Posted his first dunk of the season in the win vs. Brigham Young (1-21-06)... Missed his first game of the season against Washington State (12-10-05)... Posted 25 points, 12 rebounds and four blocked shots in 85 total minutes this season... The four blocked shots are the fifth highest total on the team... Had four points (2-2 free throws) against Point Loma Nazarene (12-3-05)... Produced a strong 10-minute performance against Albany (11-26-05), where he had had four points and a career-high two blocked shots... Has been active while he has been on the court this season.

Career Highs

Points	Career 9 vs. UCSB, 12-17-05
Rebounds	Career 4 vs. PLNU, 12-3-05
Assists	Career 1 vs. UCSB, 12-17-05
Field Goals	Career 3 vs. UCSB, 12-17-05
Field Goals Attempted	Career 5 vs. So. Dakota St., 3-3-06
Three-Point Field Goals	Career none
Three-Point FG Attempted	Career none
Free Throws	Career 3 vs. UCSB, 12-17-05
Free Throws Attempted	Career 5 vs. UCSB, 12-17-05
Steals	Career 2 vs. UCSB, 12-17-05

Blocked Shots	Career 2 vs. Albany, 11-26-05
Minutes Played	Career 14 vs. UMBC, 12-20-05 14 vs. UCSB, 12-17-05

2005-06 Game-By-Game Statistics

Date	Opponent	S	MP	FG-FGA	3FG-FGA	FT-FTA	REB	PF	A	TO	BK	S	TP
N.17	at Alaska Fairbanks		3	0-0	0-0	0-0	0-0-0	2	0	0	0	0	0
N.19	vs. Illinois-Chicago		2	0-0	0-0	1-2	0-0-0	0	0	0	0	0	1
N.20	vs. So. Mississippi		9	1-3	0-0	0-0	0-2-2	2	0	0	0	0	2
N.26	Albany		10	2-3	0-0	0-0	1-0-1	1	0	1	2	0	4
N.30	at San Diego		5	0-1	0-0	0-0	1-1-2	2	0	0	1	0	0
D.3	Point Loma Nazarene		11	1-3	0-0	2-2	1-3-4	1	0	2	0	0	4
D.6	at California		2	0-0	0-0	0-0	0-0-0	1	0	1	1	0	0
D.10	Washington State			Did Not Play - CD									
D.17	UC Santa Barbara		14	3-4	0-0	3-5	0-1-1	1	1	2	0	2	9
D.20	Maryland-Baltimore Co.		14	0-0	0-0	0-0	1-0-1	2	0	2	0	0	0
D.27	at Providence		5	1-2	0-0	0-1	0-0-0	2	0	0	0	0	2
D.31	Loyola Marymount		7	0-0	0-0	1-2	0-1-1	1	0	0	0	0	1
J.4	*Colorado State			Did Not Play - CD									
J.7	*at Air Force			Did Not Play - CD									
J.11	*at Utah			Did Not Play - CD									
J.14	*UNLV			Did Not Play - CD									
J.18	*at TCU		1	0-0	0-0	0-0	0-0-0	0	0	0	0	0	0
J.21	*Brigham Young		2	1-1	0-0	0-0	1-0-1	0	0	0	0	0	2
J.25	*New Mexico			Did Not Play - CD									
J.28	*at Wyoming			Did Not Play - CD									
F.4	*at Colorado State			Did Not Play - CD									
F.8	*Air Force			Did Not Play - CD									
F.11	*Utah			Did Not Play - CD									
F.16	*at UNLV			Did Not Play - CD									
F.18	*TCU			Did Not Play - CD									
F.22	*at Brigham Young			Did Not Play - CD									
F.25	*at New Mexico			Did Not Play - CD									
M.1	*Wyoming		2	0-1	0-0	0-0	1-0-1	0	0	0	0	0	0
M.3	South Dakota State		5	2-5	0-0	0-0	2-1-3	0	0	0	1	0	4
M.7-11	at Mountain West Conference Championships												

► Hoerner Career Statistics

Year	G-GS	Min.-Avg.	FG-FGA	Pct.	3P-3PA	Pct.	FT-FTA	Pct.	OR	DR	Reb	Avg.	PF-D	AT	TO	BS	ST	Pts.	Avg.
05-06	15-0	92-6.1	11-23	.478	0-0	.000	7-12	.583	8	9	17	1.1	15-0	1	8	5	2	29	1.9

Season/Career Highs

Points
 Season 32 at New Mexico, 2-25-06
 Career 37 at UNLV, 1-15-05

Rebounds
 Season 6 vs. Wyoming, 3-1-06
 6 vs. New Mexico, 1-25-06
 6 vs. BYU, 1-21-06
 6 at Utah, 1-11-06
 Career 9 vs. Monmouth, 11-22-04

Assists
 Season 8 at Utah, 1-11-06
 Career 9 vs. UCSD, 11-27-04

Field Goals
 Season 10 at New Mexico, 2-25-06
 10 at CSU, 2-4-06
 Career 12 vs. Wyoming, 1-22-05
 12 at UNLV, 1-15-05

Field Goals Attempted
 Season 19 at New Mexico, 2-25-06
 Career 24 at CSU, 2-19-05

Three-Point Field Goals
 Season 8 at New Mexico, 2-25-06
 Career 8 at New Mexico, 2-25-06

Three-Point Field Goals Attempted
 Season 13 at New Mexico, 2-25-06
 Career 13 at New Mexico, 2-25-06

Free Throws
 Season 9 vs. UNLV, 1-14-06
 Career 17 vs UNLV, 2-12-05

Free Throws Attempted
 Season 13 vs. UNLV, 1-14-06
 Career 17 vs UNLV, 2-12-05


Steals
 Season 4 vs. Wyoming, 3-1-06
 Career 5 vs. UCSD, 11-27-04

Blocked Shots
 Season 1 at Utah, 1-11-06
 Career 1 - four times

Minutes Played
 Season 41 at Wyoming, 1-28-06
 Career 43 at CSU, 1-24-04

1 • Brandon Heath

Guard • 6-4 • 198 • Junior • Los Angeles, Calif. (Westchester High)



MWC Rankings (end of regular season): 1st in scoring, 1st in free throw percentage, 1st in 3-point field goals made, 3rd in 3-point field goal percentage, 4th in assists, 10th in steals
SDSU Career Rankings (as of 3/5): 2nd in 3-point field goals, 3rd in steals, 3rd in scoring, 4th in field goals~, 5th in scoring average, 6th in minutes played^, 6th in free throws~, 7th in free throw percentage, 7th in games started^, 10th in assists. (~ - Division I era. ^ - record kept since 1978-79 season)

MWC Player of the Year... Three-time MWC Player of the Week... Became the 21st player in school history to record 1,000 career points on Nov. 20 against Southern Miss...

Currently has scored at least 10 points in a career-best 22 straight games... Scored 20-plus points in five consecutive games for the first time in his career (broken vs. UNLV (1-14-06))... Scored 16 points in the MWC quarterfinal round game vs. CSU (3-9-06)... Dished out seven assists and made four 3-pointers vs. South Dakota State (3-3-06)... Season-high six rebounds and four steals vs. Wyoming (3-1-06)... Scored a season-high 32 points on a career-high eight 3-pointers and a season-high 10 field goals at UNM (2-25-06)... Made six 3-point field goals, scoring 20 points vs. TCU (2-18-06)... Shot 9-for-18 (5-9 3FG) from the field on his way to a game-high 25 points at UNLV (2-16-06) while dishing out a team-high seven assists... Poured in 28 points and added five assists at CSU (2-4-06)... Scored 26 points and had six rebounds vs. BYU (1-21-06)... At Utah (1-11-06), posted 21 points, grabbed a season-high six rebounds and added eight assists... Scored 25 points against LMU (12-31-05)... Has made multiple 3-point baskets in 26 of 30 games this season... In 89 career games, he has posted 76 double-digit scoring games, 36 games with at least 20 points and three games with 30 or more points... In two-plus seasons at SDSU, he has led the Aztecs in scoring 39 times, rebounding four times and assists 31 times... SDSU is 16-5 when he shoots 50 percent or better from the field in his career... Aztecs are 11-4 this season when he scores 20-plus points... Tallied 20-plus points in 18 of his last 33 games dating back to last season... Has played 40-plus minutes three times this season and the Aztecs have gone 3-0.

2005-06 Game-By-Game Statistics

Date	Opponent	S	MP	FG-FGA	3FG-FGA	FT-FTA	REB	PF	A	TO	BK	S	TP
N.17	at Alaska Fairbanks	S	34	6-15	3-8	8-9	1-4-5	0	3	4	0	1	23
N.19	vs. Illinois-Chicago	S	34	7-16	4-9	0-0	0-1-1	3	5	4	0	0	18
N.20	vs. So. Mississippi	S	29	5-11	3-6	3-4	1-1-2	1	2	1	0	0	16
N.26	Albany	S	33	7-13	3-5	3-4	0-2-2	0	1	3	0	1	20
N.30	at San Diego	S	36	7-16	3-9	7-8	2-0-2	2	1	6	0	3	24
D.3	Point Loma Nazarene	S	31	5-13	2-5	8-8	1-2-3	2	3	2	0	2	20
D.6	at California	S	27	3-8	2-4	0-0	0-1-1	0	1	9	0	1	8
D.10	Washington State	S	32	1-13	0-6	0-0	0-3-3	2	2	2	0	0	2
D.17	UC Santa Barbara	S	30	4-13	2-6	5-6	0-4-4	2	4	4	0	1	15
D.20	Maryland-Baltimore Co.	S	33	4-11	0-3	3-4	0-4-4	2	3	6	0	1	11
D.27	at Providence	S	35	7-15	4-8	4-4	0-2-2	2	2	5	0	2	22
D.31	Loyola Marymount	S	37	8-16	5-9	4-4	1-3-4	2	3	6	0	3	25
J.4	*Colorado State	S	35	7-15	4-7	4-5	0-1-1	1	1	1	0	1	22
J.7	*at Air Force	S	39	8-13	5-7	0-0	0-2-2	1	2	4	0	1	21
J.11	*at Utah	S	38	8-17	4-9	1-2	1-5-6	1	8	3	1	3	21
J.14	*UNLV	S	35	4-13	0-3	9-13	0-4-4	2	5	2	0	1	17
J.18	*at TCU	S	31	6-11	2-4	5-6	0-3-3	5	3	7	0	3	19
J.21	*Brigham Young	S	35	8-15	3-9	7-7	2-4-6	2	4	2	0	1	26
J.25	*New Mexico	S	34	3-9	2-4	2-2	1-5-6	0	6	7	0	0	10
J.28	*at Wyoming	S	41	5-15	2-8	2-3	1-3-4	3	2	5	0	2	14
F.4	*at Colorado State	S	40	10-13	5-7	3-3	0-2-2	3	5	5	0	3	28
F.8	*Air Force	S	38	2-7	0-5	6-6	0-3-3	3	5	3	0	3	10
F.11	*Utah	S	37	8-15	3-8	1-1	0-3-3	1	3	3	0	3	20
F.16	*at UNLV	S	40	9-18	5-9	2-2	0-2-2	1	7	7	0	0	25
F.18	*TCU	S	38	7-14	6-12	0-0	0-1-1	2	4	3	0	1	20
F.22	*at Brigham Young	S	38	6-17	2-10	0-1	1-2-3	1	5	1	0	1	14
F.25	*at New Mexico	S	38	10-19	8-13	4-5	1-2-3	3	6	3	0	2	32
M.1	*Wyoming	S	35	5-13	3-6	0-0	1-5-6	1	1	2	0	4	13
M.3	South Dakota State	S	31	6-15	4-9	0-0	1-4-5	1	7	3	0	1	16
M.9	vs. Colorado State	S	35	6-17	2-6	2-2	1-1-2	2	2	2	0	1	16

SDSU Career Scoring

Rk	DI	Name, Years	Points
1.	1.	Michael Cage, 81-82-83-84	1,846
2.	2.	Anthony Watson, 83-84-85-86	1,735
3.	3.	•Brandon Heath, 04-05-06	1,493
4.	-	Tony Pinkins, 55-56-57	1,475
5.	-	Bob Brady, 52-53-54	1,389
6.	4.	Steve Copp, 73-74-75-76	1,307
7.	-	Al Skalecky, 66-67-68	1,271
8.	5.	Tony Ross, 87-88-89	1,259
9.	6.	Chad Nelson, 94-95-96-97	1,225
10.	7.	Will Connelly, 75-76-77	1,188
11.	-	Von Jacobsen, 69-70-71	1,188

Rk. - Indicates SDSU career rank; DI - Indicates Division I era rank. • - Indicates Fisher era player.

► Heath Career Statistics

Year	G-GS	Min.-Avg.	FG-FGA	Pct.	3P-3PA	Pct.	FT-FTA	Pct.	OR	DR	Reb	Avg.	PF-D	AT	TO	BS	ST	Pts	Avg.
03-04	30-26	897-29.9	144-368	.391	48-160	.300	77-110	.700	23	57	80	2.7	58-0	53	66	0	41	413	13.8
04-05	29-28	997-34.4	176-432	.407	48-151	.318	132-161	.820	21	80	101	3.5	53-1	107	104	3	63	532	18.3
05-06	30-30	1049-35.0	182-416	.438	91-214	.425	93-109	.853	16	79	95	3.2	51-1	106	115	1	46	548	18.3
Totals	89-84	2943-33.1	502-1216	.413	187-525	.356	302-380	.795	60	216	276	3.1	162-2	266	285	4	150	1493	16.8

3 • Richie Williams

Guard • 5-9 • 158 • Freshman • Spring Valley, Calif. (Steele Canyon High)



MWC Rankings (end of regular season): 4th in steals, 6th in assists, 6th in assist/turnover ratio

Started 29 games at the point guard position for SDSU... Became just the ninth freshmen to start a season-opening game for Steve Fisher (joining Juwan Howard, Jalen Rose, Chris Webber, Jerod Ward, Albert White, Bradley Jackson, Steve Sir and Brandon Heath)... Played 22 or more minutes in 25 games this season... Has 15 multiple steal games this season and leads the team with 51 steals... First on the team in assists... Since assists became an official stat in 1978-79, only five freshmen have led the team in that category: Mark Delsman (1973-74), Jason Hamilton (1992-93), Chad Nelson (1993-94), Raymond King (1995-96) and Bradley Jackson (1999-00)... Only Jackson, King and Hamilton led SDSU in both

assists and steals as a freshman... Led the Aztecs in assists 17 times this season... Earlier this season, he led the team outright in assists in five consecutive games, becoming the first Aztec player to do that since Wesley Stokes did it in 2003-04... Posted six assists and no turnovers in 20 minutes in the MWC quarterfinal victory over CSU (3-9-06)... Nearly missed a triple-double with his nine points, 11 assists and nine rebounds vs. South Dakota State (3-3-06)... The 11 assists were the most since former Aztec Deandre Moore had 11 in 2001 and the most in the Steve Fisher era... Had nine points and six assists vs. Wyoming (3-1-06)... Scored 13 points, had six assists and three steals vs. TCU (2-18-06)... Had six assists, 11 points and one turnover vs. AFA (2-8-06)... Tied career high with seven rebounds at Wyoming (1-28-06)... Equaled his career best for steals in a game with five vs. BYU (1-21-06)... Scored 16 points at TCU in 38 minutes... Equaled his then season high for assists with six in three straight games (vs. LMU, vs. CSU, at AFA)... Had a career game as he recorded career highs in points, rebounds, assists, steals, field goals, 3-point field goals and minutes played vs. LMU (12-31-05)... Had six assists and four steals at USD (11-30-05)... Recorded 10 points, five assists and no turnovers against Albany (11-26-05)... Shot 50 percent or better from the field in three straight games earlier this year... Posted three straight games with multiple steals (broken against PLNU on 12-3-05).

2005-06 Game-By-Game Statistics

Date	Opponent	S	MP	FG-FGA	3FG-FGA	FT-FTA	REB	PF	A	TO	BK	S	TP
N.17	at Alaska Fairbanks	S	31	1-4	0-1	5-9	0-4-4	2	4	4	0	0	7
N.19	vs. Illinois-Chicago	S	26	3-6	0-1	1-1	1-1-2	1	1	2	0	2	7
N.20	vs. So. Mississippi	S	16	1-2	1-1	0-0	0-1-1	2	3	4	0	2	3
N.26	Albany	S	24	2-3	1-2	5-7	0-2-2	2	5	0	0	2	10
N.30	at San Diego	S	26	0-7	0-1	0-0	0-1-1	3	6	1	0	4	0
D.3	Point Loma Nazarene	S	22	2-2	0-0	0-0	0-2-2	0	4	2	0	0	4
D.6	at California	S	25	0-1	0-0	0-0	0-3-3	2	5	2	0	2	0
D.10	Washington State	S	24	1-5	0-2	4-5	0-1-1	3	3	4	0	0	6
D.17	UC Santa Barbara	S	20	0-2	0-0	1-2	0-1-1	1	0	3	0	0	1
D.20	Maryland-Baltimore Co.		10	1-3	1-2	0-0	0-1-1	1	1	3	0	0	3
D.27	at Providence	S	24	1-5	0-2	0-0	0-4-4	4	0	2	1	0	2
D.31	Loyola Marymount	S	38	5-6	2-3	4-5	2-5-7	1	6	4	0	5	16
J.4	*Colorado State	S	33	1-5	0-4	6-6	0-2-2	2	6	5	0	3	8
J.7	*at Air Force	S	32	3-8	1-4	0-0	0-3-3	0	6	3	0	0	7
J.11	*at Utah	S	17	1-1	0-0	2-3	1-1-2	4	0	3	0	1	4
J.14	*UNLV	S	28	4-8	1-3	0-0	0-1-1	1	3	2	0	1	9
J.18	*at TCU	S	38	6-11	2-4	2-4	2-0-2	4	3	5	0	3	16
J.21	*Brigham Young	S	34	2-5	0-1	0-0	1-1-2	3	3	3	0	5	4
J.25	*New Mexico	S	30	1-2	0-0	3-3	0-1-1	2	3	4	0	2	5
J.28	*at Wyoming	S	35	2-12	0-3	2-2	5-2-7	2	2	4	0	1	6
F.4	*at Colorado State	S	22	1-3	0-1	0-1	1-0-1	4	5	5	0	4	2
F.8	*Air Force	S	37	2-7	1-5	6-8	1-3-4	4	6	1	0	1	11
F.11	*Utah	S	32	1-2	0-1	0-0	0-1-1	3	4	4	0	2	2
F.16	*at UNLV	S	27	0-3	0-2	0-0	0-0-0	2	2	4	0	1	0
F.18	*TCU	S	30	4-7	1-1	4-5	0-2-2	2	6	1	0	3	13
F.22	*at Brigham Young	S	35	8-12	1-2	2-3	3-1-4	2	2	2	0	4	19
F.25	*at New Mexico	S	25	2-4	1-1	0-0	0-0-0	2	3	2	1	0	5
M.1	*Wyoming	S	36	2-3	0-0	5-6	0-1-1	1	6	1	0	2	9
M.3	South Dakota State	S	34	3-7	2-4	1-3	3-6-9	1	11	4	0	1	9
M.9	vs. Colorado State	S	20	2-5	1-2	1-2	2-0-2	4	6	0	0	0	6

SDSU Freshmen Assists

Rk	Name, Year	Assists
1.	Raymond King, 1995-96	150
2.	Mark Delsman, 1973-74	120
3.	•Richie Williams, 2005-06	115
4.	•Bradley Jackson, 1999-00	101
5.	Jason Hamilton, 1992-93	97
6.	Chad Nelson, 1993-94	90
7.	Anthony Watson, 1982-83	85
8.	Tracy Dilly, 1985-86	73
9.	Chris McKinney, 1990-91	61
10.	David Abramowitz, 1993-94	55

Rk. - Indicates SDSU freshman rank; • - Indicates Fisher era player.

Career Highs

Points
Career 19 at BYU, 2-22-06
19 at BYU, 2-22-06

Rebounds
Career 9 vs. So. Dakota St., 3-3-06

Assists
Career 11 vs. So. Dakota St., 3-3-06

Field Goals
Career 8 at BYU, 2-22-06

Field Goals Attempted
Career 12 at BYU, 2-22-06
12 at Wyoming, 1-28-06

Three-Point Field Goals
Career 2 vs. So. Dakota St., 3-3-06
2 at TCU, 1-18-06
2 vs. LMU, 12-31-05

Three-Point FG Attempted
Career 4 vs. So. Dakota St., 3-3-06
4 at TCU, 1-18-06
4 at Air Force, 1-7-06
4 vs. Colorado St., 1-4-06

Free Throws
Career 6 vs. Air Force, 2-8-06
6 vs. Colorado St., 1-4-06

Free Throws Attempted
Career 9 at Alaska Fair., 11-17-05

Steals
Career 5 vs. BYU, 1-21-06
5 vs. LMU, 12-31-05

Blocked Shots
Career 1 at New Mexico, 2-25-06
1 at Providence, 12-27-05

Minutes Played
Career 38 at TCU, 1-18-06
38 vs. LMU, 12-31-05

Williams Career Statistics

Year	G-GS	Min.-Avg.	FG-FGA	Pct.	3P-3PA	Pct.	FT-FTA	Pct.	OR	DR	Reb	Avg.	PF-D	AT	TO	BS	ST	Pts	Avg.
05-06	30-29	832-27.7	62-151	.411	16-53	.302	54-75	.720	22	51	73	2.4	65-0	115	84	2	51	194	6.5

15 • John Sharper

Guard • 6-0 • 190 • Senior • Oakland, Calif. (St. Mary's High)



MWC Rankings (end of regular season): 2nd in 3-point field goals made, 4th in 3-point field goal percentage
SDSU Career Rankings (as of 3/5): 2nd in games played, 3rd in 3-point field goal percentage, 3rd in 3-point field goals

Originally a walk-on, Sharper has developed into a key component on a team picked to win the MWC... One of the best long-range shooters in school history... Has connected on 161-of-398 (40.5 percent) 3-point field goals in his four seasons at SDSU. That percentage ranks third all-time in SDSU history... Has made multiple threes in 20 of his last 28 games... In his last 27 games, he has made 72-of-164 (43.9 percent) from beyond the arc... After uncharacteristically committing three turnovers in the season opener, he has only 24 turnovers in his last 29 games (746 mins.)... In his career, he has averaged one turnover every 24.1 minutes... This season it is one turnover every 28.4 minutes... Made 42 of his last 47 free throw attempts dating back to last season (89.4 percent)... Has made 65 more 3-point field goals (161) than he has turnovers (96) in his career... On Senior Night vs. South Dakota State (3-3-06), hit Cox Arena-record eight 3-pointers en route to a career-best 26 points... Hit a career-best five free throws at BYU (2-22-06)... Went 3-for-6 from beyond the arc vs. TCU (2-18-06)... Scored 19 points and had six rebounds at UNLV (2-16-06)... Went 3-for-6 from 3-point distance en route to nine points vs. Utah (2-11-06)... Grabbed career-high five rebounds vs. AFA (2-8-06)... Played a career high 43 minutes at Wyoming (1-28-06)... Made four 3-pointers made vs. UNM (1-25-06) en route to 12 points... Scored 16 points on 6-of-11 (4-9 3FGs) shooting vs. BYU (1-21-06)... Tallied 15 points at Cal (12-6-05)... Averages 14.1 points per 40 minutes.

2005-06 Game-By-Game Statistics

Date	Opponent	S	MP	FG-FGA	3FG-FGA	FT-FTA	REB	PF	A	TO	BK	S	TP
N.17	at Alaska Fairbanks	S	20	1-5	0-3	0-0	0-2-2	0	1	3	0	0	2
N.19	vs. Illinois-Chicago		29	3-9	2-7	0-0	0-0-0	2	1	0	0	0	8
N.20	vs. So. Mississippi		13	4-4	4-4	0-0	0-0-0	1	0	0	0	0	12
N.26	Albany		20	3-7	3-7	2-2	3-0-3	1	0	0	0	0	11
N.30	at San Diego		28	4-6	4-6	0-0	0-1-1	1	3	1	1	1	12
D.3	Point Loma Nazarene		28	2-7	2-5	0-0	0-2-2	3	1	1	0	2	6
D.6	at California		23	5-11	3-8	2-4	1-0-1	3	1	0	0	0	15
D.10	Washington State		20	2-8	2-8	1-2	1-1-2	3	0	1	0	0	7
D.17	UC Santa Barbara		29	2-9	2-8	0-0	0-1-1	0	1	0	0	0	6
D.20	Maryland-Baltimore Co.		24	4-8	4-8	0-0	1-0-1	0	0	3	0	0	12
D.27	at Providence		20	2-7	2-7	0-0	1-1-2	1	3	0	0	0	6
D.31	Loyola Marymount		16	4-6	3-4	0-0	0-1-1	0	1	1	0	0	11
J.4	*Colorado State		20	2-4	2-4	0-0	0-0-0	2	1	1	0	0	6
J.7	*at Air Force		24	1-4	1-2	0-0	0-0-0	4	2	1	0	1	3
J.11	*at Utah		29	3-6	3-4	0-0	1-1-2	0	1	0	0	1	9
J.14	*UNLV		24	3-6	3-6	2-2	0-2-2	1	1	0	0	2	11
J.18	*at TCU		21	0-4	0-3	0-0	0-0-0	0	1	2	0	2	0
J.21	*Brigham Young		28	6-11	4-9	0-0	0-2-2	2	2	0	0	0	16
J.25	*New Mexico		28	4-6	4-6	0-0	0-1-1	0	0	2	0	1	12
J.28	*at Wyoming	S	43	1-7	0-6	2-2	0-2-2	2	1	1	0	1	4
F.4	*at Colorado State		33	3-6	3-5	2-2	0-2-2	2	0	0	0	1	11
F.8	*Air Force		31	1-5	1-5	0-0	0-5-5	2	2	2	0	0	3
F.11	*Utah		29	3-6	3-6	0-0	0-1-1	1	2	1	0	0	9
F.16	*at UNLV		29	7-9	5-7	0-0	0-6-6	1	1	1	0	1	19
F.18	*TCU		26	3-6	3-6	0-0	0-1-1	5	0	2	0	0	9
F.22	*at Brigham Young		26	1-6	1-5	5-5	2-0-2	3	1	0	0	1	8
F.25	*at New Mexico		25	0-4	0-3	2-2	0-0-0	1	0	2	0	0	2
M.1	*Wyoming		27	3-10	1-6	4-4	1-2-3	3	2	0	0	1	11
M.3	South Dakota State	S	35	9-13	8-12	0-0	0-0-0	0	0	1	0	1	26
M.9	vs. Colorado State		18	1-4	1-4	0-0	0-0-0	0	0	1	0	1	3

Season/Career Highs

Points
 Season 26 vs. So. Dakota St., 3-3-06
 Career 26 vs. So. Dakota St., 3-3-06

Rebounds
 Season 6 at UNLV, 2-16-06
 Career 6 at UNLV, 2-16-06

Assists
 Season 3 at Providence, 12-27-05
 3 at San Diego, 11-30-05
 Career 4 vs. Wyoming, 1-22-05
 4 at Arizona, 12-22-03

Field Goals
 Season 9 vs. So. Dakota St., 3-3-06
 Career 9 vs. So. Dakota St., 3-3-06

Field Goals Attempted
 Season 13 vs. So. Dakota St., 3-3-06
 Career 13 vs. So. Dakota St., 3-3-06

Three-Point Field Goals
 Season 8 vs. So. Dakota St., 3-3-06
 Career 8 vs. So. Dakota St., 3-3-06

Three-Point Field Goals Attempted
 Season 12 vs. So. Dakota St., 3-3-06
 Career 12 vs. So. Dakota St., 3-3-06

Free Throws
 Season 5 at BYU, 2-22-06
 Career 5 at BYU, 2-22-06

Free Throws Attempted
 Season 5 at BYU, 2-22-06
 Career 5 at BYU, 2-22-06

Steals
 Season 2 at TCU, 1-18-06
 2 vs. UNLV, 1-14-06
 2 vs. PLNU, 12-3-05
 Career 3 - five times

Blocked Shots
 Season 1 at San Diego, 11-30-05
 Career 1 at San Diego, 11-30-05

Minutes Played
 Season 43 at Wyoming, 1-28-06
 Career 43 at Wyoming, 1-28-06

► Sharper Career Statistics

Year	G-GS	Min.-Avg.	FG-FGA	Pct.	3P-3PA	Pct.	FT-FTA	Pct.	OR	DR	Reb	Avg.	PF-D	AT	TO	BS	ST	Pts. Avg.	
02-03	28-0	236-8.4	16-38	.421	14-32	.438	6-10	.600	5	18	23	0.8	21-0	16	12	0	8	52	1.9
03-04	29-5	520-17.9	38-97	.392	30-75	.400	14-18	.778	5	22	27	0.9	46-2	26	19	0	26	120	4.1
04-05	29-20	788-27.2	56-150	.373	43-117	.368	20-22	.909	6	26	32	1.1	40-0	38	38	0	33	175	6.0
05-06	30-3	768-25.6	87-204	.426	74-174	.425	22-25	.880	11	34	45	1.5	44-1	29	27	1	17	270	9.0
Totals	116-28	2312-19.9	197-489	.403	161-398	.405	62-75	.827	27	100	127	1.1	151-3	109	96	1	84	617	5.3

SDSU Career 3-Point FGs

Rk	Name, Years	3FG
1.	Tony Ross, 87-88-89	270
2.	•Brandon Heath, 04-05-06	187
3.	•John Sharper, 03-04-05-06	161
4.	Jason Richey, 97-98	136
5.	Chad Nelson, 94-95-96-97	122
6.	Michael Best, 89-90	107

SDSU Career 3-Point Pct.

Rk	Name, Years	3FG Pct.
1.	Tony Ross, 87-88-89	45.8
2.	•Al Faux, 01-02	41.4
3.	•John Sharper, 03-04-05-06	40.5
4.	•Steve Sir, 03-04	39.8
5.	Michael Best, 89-90	36.6

Rk. - Indicates SDSU career rank; DI - Indicates Division I era rank. • - Indicates Fisher era player.

Season/Career Highs

Points
 Season 14 vs. So. Dakota St., 3-3-06
 Career 14 vs. So. Dakota St., 3-3-06

Rebounds
 Season 8 vs. LMU, 12-31-05
 Career 8 vs. LMU, 12-31-05
 8 vs. BYU, 2-7-05

Assists
 Season 4 vs. Albany, 11-26-05
 Career 4 vs. Albany, 11-26-05

Field Goals
 Season 6 vs. So. Dakota St., 3-3-06
 Career 6 vs. So. Dakota St., 3-3-06
 6 vs. BYU, 2-7-05

Field Goals Attempted
 Season 6 vs. Albany, 11-26-05
 6 vs. So. Miss., 11-20-05
 Career 11 vs. BYU, 2-7-05

Three-Point Field Goals
 Season
 Career

Three-Point Field Goals Attempted
 Season 1 vs. So. Dakota St., 3-3-06
 Career 1 vs. So. Dakota St., 3-3-06

Free Throws
 Season 3 at Alaska Fair., 11-17-05
 Career 4 at LMU, 12-18-04

Free Throws Attempted
 Season 6 vs. UNLV, 2-12-05
 Career 6 vs. UNLV, 2-12-05


Steals
 Season 1 at New Mexico, 2-26-06
 1 vs. BYU, 1-21-06
 Career 2 vs. South Dakota State, 1-3-05
 2 at Wyoming, 2-21-05

Blocked Shots
 Season 4 at Providence, 12-27-05
 Career 4 at Providence, 12-27-05

Minutes Played
 Season 32 at Alaska Fair., 11-17-05
 Career 32 at Alaska Fair., 11-17-05
 32 vs. New Mexico, 2-26-05

20 • Trimaime Davis

Forward • 6-7 • 235 • Senior • West Pittsburg, Calif. (West Pittsburg High)



MWC Rankings (end of regular season): 17th in blocked shots

Captain of the 2005-06 Aztec team, "Train" is the heart and soul of San Diego State basketball... Played in the last 21 of 22 games after missing four straight contests due to surgery on his right knee to remove a bone chip on Nov. 30, 2005... In his last 17 games, he is 23-for-33 from the field... Rebounded a Brandon Heath miss and followed it with a basket after being fouled to tie the score at 77-77 with 0.3 seconds left in overtime at Wyoming (1-28-06)... Hit the game-winning free throw with 0.3 on the clock to give SDSU the victory against the Cowboys in overtime... On Senior Night vs. South Dakota State (3-3-06), scored a personal-best 14 points on 6-of-10 shooting... Against New Mexico (1-25-06), he scored four points (2-2 FGs) and grabbed four rebounds in only eight minutes of action... Recorded his first steal of the season vs. BYU (1-21-06)... In just eight minutes of action against Colorado State (1-6-05), the senior scored six points on 3-of-3 shooting and collected a pair of rebounds... Put forth an efficient performance against LMU (12-31-05) by scoring 10 points on 5-for-5 shooting and grabbing eight rebounds in just 23 minutes of action... Scored six points on 3-of-4 shooting in 25 minutes against UC Santa Barbara (12-17-05) and followed that up with eight points and six rebounds vs. Maryland-Baltimore County (12-20-05)... A big-time athlete who has seen increased playing time this season before surgery... In 23 games this season he has already set or tied career highs for scoring (13), assists (4), free throws attempted (6), blocked shots (4) and minutes played (32)... Has eight double-figure scoring games in his last 34 outings after scoring 10+ points in just one of his first 61 games... Made 46-of-69 attempts from the field this season (66.7 percent) and is a 60.3 percent shooter from the floor in his career... That is the best career field goal percentage by any Aztec player with at least 68 field goal attempts... His averages prorated over 40 minutes are 12.6 points, 6.0 rebounds and 1.6 blocked shots... Has just 15 turnovers this season... After going 0-for-3 from the line against UC Santa Barbara, Davis shot 300 free throws the following day in an effort to get his stroke back to the line.

2005-06 Game-By-Game Statistics

Date	Opponent	S	MP	FG-FGA	3FG-FGA	FT-FTA	REB	PF	A	TO	BK	S	TP
N.17	at Alaska Fairbanks	S	32	5-6	0-0	3-4	1-2-3	1	0	0	3	0	13
N.19	vs. Illinois-Chicago	S	21	3-4	0-0	1-1	1-0-1	3	0	0	0	0	7
N.20	vs. So. Mississippi	S	17	4-6	0-0	2-2	1-0-1	3	0	0	1	0	10
N.26	Albany	S	29	2-5	0-0	2-3	2-2-4	3	4	2	1	0	6
N.30	at San Diego			Did Not Play - Injured									
D.3	Point Loma Nazarene			Did Not Play - Injured									
D.6	at California			Did Not Play - Injured									
D.10	Washington State			Did Not Play - Injured									
D.17	UC Santa Barbara		25	3-4	0-0	0-3	1-1-2	3	0	1	1	0	6
D.20	Maryland-Baltimore Co.	S	28	3-4	0-0	2-2	0-6-6	3	0	0	1	0	8
D.27	at Providence	S	22	1-5	0-0	2-2	1-3-4	2	0	0	4	0	4
D.31	Loyola Marymount		23	5-5	0-0	0-2	2-6-8	5	0	3	2	0	10
J.4	*Colorado State		8	3-3	0-0	0-0	1-1-2	0	0	0	0	0	6
J.7	*at Air Force		20	2-2	0-0	0-0	0-2-2	0	0	1	0	0	4
J.11	*at Utah		6	0-1	0-0	0-0	0-1-1	1	0	0	1	0	0
J.14	*UNLV		10	0-1	0-0	0-0	1-1-2	3	0	2	0	0	0
J.18	*at TCU		10	1-2	0-0	0-0	0-2-2	3	0	0	0	0	2
J.21	*Brigham Young		11	1-2	0-0	0-2	0-0-0	2	0	1	0	1	2
J.25	*New Mexico		8	2-2	0-0	0-0	2-2-4	2	0	1	0	0	4
J.28	*at Wyoming		15	3-3	0-0	1-1	1-3-4	3	0	0	0	0	7
F.4	*at Colorado State		7	0-0	0-0	2-2	0-0-0	1	0	0	0	0	2
F.8	*Air Force		11	1-1	0-0	1-3	0-1-1	0	0	0	0	0	3
F.11	*Utah		1	0-0	0-0	0-0	0-0-0	1	0	0	0	0	0
F.16	*at UNLV		2	0-0	0-0	0-0	0-0-0	0	0	1	0	0	0
F.18	*TCU		11	0-1	0-0	0-2	0-0-0	1	1	1	0	0	0
F.22	*at Brigham Young		4	1-2	0-0	0-0	0-1-1	0	0	0	0	0	2
F.25	*at New Mexico		2	0-0	0-0	0-0	0-0-0	1	0	0	0	1	0
M.1	*Wyoming		4	0-0	0-0	0-0	0-0-0	2	0	1	0	0	0
M.3	South Dakota State	S	23	6-10	0-1	2-3	2-1-3	1	1	1	0	0	14
M.9	vs. Colorado State			Did Not Play-CD									

► Davis Career Statistics

Year	G-GS	Min.-Avg.	FG-FGA	Pct.	3P-3PA	Pct.	FT-FTA	Pct.	OR	DR	Reb	Avg.	PF-D	AT	TO	BS	ST	Pts. Avg.	
02-03	24-0	166-6.9	16-26	.615	0-0	.000	3-7	.429	4	22	26	1.1	36-2	1	6	2	5	35	1.5
03-04	17-0	89-5.2	11-23	.478	0-0	.000	4-6	.667	9	8	17	1.0	15-0	2	3	4	1	26	1.5
04-05	29-6	427-14.7	65-111	.586	0-0	.000	21-41	.512	39	29	68	2.3	61-1	6	14	10	14	151	5.2
05-06	25-7	350-14.0	46-69	.667	0-1	.000	18-32	.563	15	37	52	2.1	44-1	6	15	14	2	110	4.4
Totals	95-13	1032-10.9	138-229	.603	0-1	.000	46-86	.535	67	96	163	1.7	156-4	15	38	30	22	322	3.4

Season/Career Highs

Points
 Season 9 vs. PLNU, 12-3-05
 Career 20 vs. Air Force, 2-28-05

Rebounds
 Season 3 at Wyoming, 1-28-06
 3 vs. UMBC, 12-20-05
 3 vs. So. Miss., 11-20-05
 Career 10 vs. UNLV, 2-12-05

Assists
 Season 7 vs. So. Miss., 11-20-05
 Career 7 vs. So. Miss., 11-20-05

Field Goals
 Season 4 vs. PLNU, 12-3-05
 Career 6 vs. UNLV, 2-12-05

Field Goals Attempted
 Season 9 vs. PLNU, 12-3-05
 Career 12 at Utah, 3-5-05
 12 vs. UNLV, 2-12-05

Three-Point Field Goals
 Season
 Career 1 vs. UCSD, 11-27-04
 1 vs. Monmouth, 11-22-04

Three-Point Field Goals Attempted
 Season 1 vs. Albany, 11-26-05
 Career 3 vs. Monmouth, 11-22-04

Free Throws
 Season 2 vs. UMBC, 12-20-05
 2 at California, 12-6-05
 Career 12 vs. Air Force, 2-28-05

Free Throws Attempted
 Season 4 vs. UMBC, 12-20-05
 Career 13 vs. Air Force, 2-28-05

Steals
 Season 3 vs. UMBC, 12-20-05
 Career 4 at Utah, 3-5-05
 4 at Wyoming, 2-21-05

Blocked Shots
 Season 2 vs. UCSB, 12-17-05
 Career 2 vs. UCSB, 12-17-05

Minutes Played
 Season 29 vs. So. Miss., 11-20-05
 Career 40 vs. UNLV, 2-12-05

21 • Matt Thomas

Guard • 6-3 • 191 • Sophomore • Riverside, Calif. (Martin Luther King High)



A sophomore with a wealth of experience... Played in all 30 games for San Diego State last season, making 11 starts... Made his first start of the 2005-06 season vs. Maryland-Baltimore County (12-20-05)... Started a season-high five consecutive times with the absence of Kyle Spain... Against Colorado State in the MWC quarterfinals (3-9-06), played 19 minutes and contributed four points, four rebounds, one steal and an assist... In 14 minutes against South Dakota State (3-3-06), had two points, four rebounds and three assists... Provided SDSU with a bigger presence at the point guard position in 25 minutes of action at UNLV (2-16-06)... At Colorado State (2-4-06), scored four points and five assists in 25 minutes of action against the Rams... Went 2-for-3 from the field en route to four points and also grabbed a season-high three rebounds in the overtime victory over Wyoming (1-28-06)... Recorded four assists against the Retrievers in 26 minutes of action... Scored in three consecutive games for the first time this season, a streak broken against Washington State (12-10-05)... Has one turnover or less in 19 of his last 22 games... Blocked a career high two shots against UC Santa Barbara (12-17-05)... Played 18 minutes and scored a season-high nine points against Point Loma Nazarene (12-3-05)... Made a season-high four field goals versus the Sea Lions... Had a career-high seven assists and just one turnover in 29 minutes of action against Southern Mississippi (11-20-05)... Played 13 or more minutes in 12 games this season... Has seven career double-figure scoring games.

2005-06 Game-By-Game Statistics

Date	Opponent	S	MP	FG-FGA	3FG-FGA	FT-FTA	REB	PF	A	TO	BK	S	TP
N.17	at Alaska Fairbanks		13	0-2	0-0	0-0	0-2-2	0	0	3	0	1	0
N.19	vs. Illinois-Chicago		1	0-0	0-0	0-0	0-0-0	0	0	0	0	0	0
N.20	vs. So. Mississippi		29	1-2	0-0	0-0	1-2-3	0	7	1	0	1	2
N.26	Albany		14	0-2	0-1	0-0	2-0-2	2	1	1	0	1	0
N.30	at San Diego		9	1-1	0-0	0-0	0-1-1	1	0	1	0	0	2
D.3	Point Loma Nazarene		18	4-9	0-0	1-3	1-1-2	1	0	1	0	0	9
D.6	at California		17	1-5	0-0	2-2	0-1-1	0	2	0	0	0	4
D.10	Washington State		10	0-2	0-0	0-0	1-0-1	0	0	1	0	1	0
D.17	UC Santa Barbara		6	0-0	0-0	0-0	0-0-0	0	0	0	2	0	0
D.20	Maryland-Baltimore Co. S		26	0-1	0-0	2-4	0-3-3	1	4	5	0	3	2
D.27	at Providence		9	0-0	0-0	0-0	0-0-0	3	2	2	0	1	0
D.31	Loyola Marymount		2	0-1	0-0	0-0	0-0-0	0	0	0	0	0	0
J.4	*Colorado State		3	0-0	0-0	0-0	0-0-0	0	0	1	0	0	0
J.7	*at Air Force		6	0-0	0-0	0-0	0-0-0	0	0	1	0	0	0
J.11	*at Utah		1	0-0	0-0	0-0	0-0-0	0	0	0	0	0	0
J.14	*UNLV			Did Not Play - CD									
J.18	*at TCU			Did Not Travel									
J.21	*Brigham Young			Did Not Play - CD									
J.25	*New Mexico			Did Not Play - CD									
J.28	*at Wyoming		10	2-3	0-0	0-0	2-1-3	1	1	0	0	0	4
F.4	*at Colorado State	S	25	2-3	0-0	0-1	0-1-1	1	5	1	0	1	4
F.8	*Air Force	S	14	0-0	0-0	0-0	0-1-1	0	0	0	0	0	0
F.11	*Utah	S	17	0-1	0-0	2-2	2-0-2	2	1	0	0	1	2
F.16	*at UNLV	S	25	1-4	0-1	0-0	0-1-1	2	2	0	1	1	2
F.18	*TCU	S	6	0-0	0-0	0-0	1-0-1	0	0	0	0	0	0
F.22	*at Brigham Young		2	0-0	0-0	0-0	0-0-0	2	0	0	0	0	0
F.25	*at New Mexico		1	0-0	0-0	0-0	0-0-0	0	1	0	0	0	0
M.1	*Wyoming			Did Not Play - CD									
M.3	South Dakota State		14	0-1	0-0	2-2	1-3-4	2	3	1	0	0	2
M.9	vs. Colorado State		19	2-5	0-0	0-0	3-1-4	0	1	0	0	1	4

► Thomas Career Statistics

Year	G-GS	Min.-Avg.	FG-FGA	Pct.	3P-3PA	Pct.	FT-FTA	Pct.	OR	DR	Reb	Avg.	PF-D	AT	TO	BS	ST	Pts.	Avg.
04-05	29-11	659-22.7	55-169	.325	2-18	.111	65-95	.684	37	61	98	3.4	51-1	43	37	4	32	177	6.1
05-06	25-6	297-11.9	14-42	.333	0-2	.000	9-14	.643	14	18	32	1.3	18-0	30	19	3	12	37	1.5
Totals	54-17	956-17.7	69-211	.327	2-20	.100	74-109	.679	51	79	130	2.4	69-1	73	56	7	44	214	4.0

24 • Tim McGrath

Forward • 6-5 • 187 • Freshman • Santa Monica, Calif. (Santa Monica High)



A redshirt freshman who is working his way into the rotation... Played in 14 games this season... Played 11 or more minutes five times... Played a season-high 15 minutes and dished out three assists against Point Loma Nazarene (12-3-05)... Recorded nine rebounds in three straight three games (30 minutes) earlier this season (vs. Washington State, UC Santa Barbara, UMBC)... Pulled down four rebounds in 13 minutes of action against Washington State (12-10-05)... Has nine points and 15 rebounds in 97 minutes of action this season... Has just three turnovers this season and played in six turnover free games before committing his first misce... Redshirted last season and recorded a 6-10 high jump in high school.

Career Highs

Points
Career 3 vs. So. Miss., 11-20-05

Rebounds
Career 5 vs. UMBC, 12-20-05

Assists
Career 3 vs. PLNU, 12-3-05

Field Goals
Career 1 vs. UMBC, 12-20-05
1 vs. So. Miss., 11-20-05

Field Goals Attempted
Career 3 vs. UMBC, 12-20-05
3 vs. PLNU, 12-3-05

Three-Point Field Goals
Career 1 vs. So. Miss., 11-20-05

Three-Point FG Attempted
Career 2 vs. UMBC, 12-20-05

Free Throws
Career 2 vs. WSU, 12-10-05
2 vs. Ill.-Chicago, 11-19-05

Free Throws Attempted
Career 4 vs. Ill.-Chicago, 11-19-05

Steals
Career 1 vs. UMBC, 12-20-05
1 vs. PLNU, 12-3-05

Blocked Shots
Career

Minutes Played
Career 15 vs. PLNU, 12-3-05

2005-06 Game-By-Game Statistics

Date	Opponent	S	MP	FG-FGA	3FG-FGA	FT-FTA	REB	PF	A	TO	BK	S	TP
N.17	at Alaska Fairbanks			Did Not Play - CD									
N.19	vs. Illinois-Chicago		11	0-1	0-0	2-4	2-0-2	3	1	0	0	0	2
N.20	vs. So. Mississippi		9	1-1	1-1	0-0	0-1-1	1	0	0	0	0	3
N.26	Albany		2	0-1	0-1	0-0	0-0-0	0	0	0	0	0	0
N.30	at San Diego		3	0-0	0-0	0-0	0-0-0	0	0	0	0	0	0
D.3	Point Loma Nazarene		15	0-3	0-1	0-0	1-0-1	1	3	0	0	1	0
D.6	at California		12	0-1	0-1	0-0	0-1-1	1	1	0	0	0	0
D.10	Washington State		13	0-0	0-0	2-3	1-3-4	0	0	1	0	0	2
D.17	UC Santa Barbara		6	0-1	0-0	0-0	0-0-0	0	0	0	0	0	0
D.20	Maryland-Baltimore Co.		11	1-3	0-2	0-0	0-5-5	2	0	2	0	1	2
D.27	at Providence			Did Not Play - CD									
D.31	Loyola Marymount			Did Not Play - CD									
J.4	*Colorado State			Did Not Play - CD									
J.7	*at Air Force		2	0-0	0-0	0-0	0-0-0	0	0	0	0	0	0
J.11	*at Utah		3	0-1	0-1	0-0	0-0-0	0	0	0	0	0	0
J.14	*UNLV			Did Not Play - CD									
J.18	*at TCU			Did Not Play - CD									
J.21	*Brigham Young		3	0-1	0-0	0-0	0-0-0	0	0	0	0	0	0
J.25	*New Mexico			Did Not Play - CD									
J.28	*at Wyoming		4	0-1	0-0	0-0	0-0-0	2	0	0	0	0	0
F.4	*at Colorado State			Did Not Play - CD									
F.8	*Air Force			Did Not Play - Injured									
F.11	*Utah			Did Not Play - Injured									
F.16	*at UNLV			Did Not Play - Injured									
F.18	*TCU			Did Not Play - Injured									
F.22	*at Brigham Young			Did Not Play - CD									
F.25	*at New Mexico			Did Not Play - CD									
M.1	*Wyoming			Did Not Play - CD									
M.3	South Dakota State		3	0-2	0-1	0-0	1-0-1	1	0	0	0	0	0
M.9	vs. Colorado State			Did Not Play - CD									

► McGrath Career Statistics

Year	G-GS	Min.-Avg.	FG-FGA	Pct.	3P-3PA	Pct.	FT-FTA	Pct.	OR	DR	Reb	Avg.	PF-D	AT	TO	BS	ST	Pts Avg.
05-06	14-0	97-6.9	2-16	.125	1-8	.125	4-7	.571	5	10	15	1.1	10-0	5	3	0	2	9 0.6

30 • Chris Lamb

Forward • 6-10 • 231 • Freshman • Louisville, Colo. (Monarch High)



Saw significant time in the Washington State game (12-10-05)... Played 13 minutes and recorded a blocked shot and steal against the Cougars... In his first conference game of his career vs. BYU (1-21-06), he scored two points on his only field goal attempt... Played in five games as a redshirt freshman this season... Played in the first games of his career vs. Southern Mississippi (11-20-05) and Albany (11-26-05)... Scored the first points of his career on his first collegiate shot attempt against Albany... For the season, he has made both of his shot attempts from the field (2-2 FGs).

Career Highs

Points
Career 2 vs. BYU, 1-21-06
2 vs. Albany, 11-26-05

Rebounds
Career

Assists
Career

Field Goals
Career 1 vs. Albany, 11-26-05

Field Goals Attempted
Career 1 vs. Albany, 11-26-05

Three-Point Field Goals
Career

Three-Point FG Attempted
Career

Free Throws
Career

Free Throws Attempted
Career

Steals
Career 1 vs. WSU, 12-10-05

Blocked Shots
Career 1 vs. WSU, 12-10-05
1 vs. Albany, 11-26-05

Minutes Played
Career 13 vs. WSU, 12-10-05

2005-06 Game-By-Game Statistics

Date	Opponent	S	MP	FG-FGA	3FG-FGA	FT-FTA	REB	PF	A	TO	BK	S	TP
N.17	at Alaska Fairbanks			Did Not Play - CD									
N.19	vs. Illinois-Chicago			Did Not Play - CD									
N.20	vs. So. Mississippi	3		0-0	0-0	0-0	0-0-0	1	0	0	0	0	0
N.26	Albany	2		1-1	0-0	0-0	0-0-0	2	0	0	1	0	2
N.30	at San Diego			Did Not Play -CD									
D.3	Point Loma Nazarene			Did Not Play -CD									
D.6	at California			Did Not Play -CD									
D.10	Washington State	13		0-0	0-0	0-0	0-0-0	2	0	1	1	1	0
D.17	UC Santa Barbara	1		0-0	0-0	0-0	0-0-0	1	0	0	0	0	0
D.20	Maryland-Baltimore Co.			Did Not Play -CD									
D.27	at Providence			Did Not Play -CD									
D.31	Loyola Marymount			Did Not Play -CD									
J.4	*Colorado State			Did Not Play -CD									
J.7	*at Air Force			Did Not Play -CD									
J.11	*at Utah			Did Not Play -CD									
J.14	*UNLV			Did Not Play -CD									
J.18	*at TCU			Did Not Play -CD									
J.21	*Brigham Young	1		1-1	0-0	0-0	0-0-0	0	0	0	0	0	2
J.25	*New Mexico			Did Not Play -CD									
J.28	*at Wyoming			Did Not Play -CD									
F.4	*at Colorado State			Did Not Play -CD									
F.8	*Air Force			Did Not Play -CD									
F.11	*Utah			Did Not Play -CD									
F.16	*at UNLV			Did Not Play -CD									
F.18	*TCU			Did Not Play -CD									
F.22	*at Brigham Young			Did Not Play -CD									
F.25	*at New Mexico			Did Not Play -CD									
M.1	*Wyoming			Did Not Play -CD									
M.3	South Dakota State	1		0-0	0-0	0-0	0-0-0	0	0	0	0	0	0
M.9	vs. Colorado State			Did Not Play - CD									

Lamb Career Statistics

Year	G-GS	Min.-Avg.	FG-FGA	Pct.	3P-3PA	Pct.	FT-FTA	Pct.	OR	DR	Reb	Avg.	PF-D	AT	TO	BS	ST	Pts	Avg.
05-06	6-0	21-3.5	2-2	1.000	0-0	.000	0-0	.000	0	0	0	0.0	6-0	0	1	2	1	4	0.7

33 • Kyle Spain

Forward • 6-5 • 218 • Freshman • Newark, Calif. (Newark Memorial High)



MWC Rankings (end of regular season): 8th in offensive rebounding, 10th in rebounding, 11th in defensive rebounding, 14th in steals

MWC player of the week for the period ending Dec. 18... Is just the third freshman to earn the weekly award in MWC history joining former Aztec Evan Burns and Utah's Andrew Bogut... Played in 25 games and has started 22 of them... Played 25 or more minutes in 20 games this season and is fourth on the team in total minutes... Second on the team in rebounding and fourth in scoring... He is the third-leading freshman

rebounder in the conference at the end of the regular season... Made 48 of his last 66 free throw attempts after opening his career 4-for-14 from the line... Has 12 double-digit scoring games this year and already owns two double-figure rebound games... SDSU is 10-2 when he scores 10 or more points... He is 83-of-168 from the floor this season and has connected on 50 percent or better from the field in 14 games... The Aztecs are 10-4 when he shoots 50 percent or better from the floor... Had five points, six rebounds (five offensive), three assists and two steals vs. Colorado State at the MWC quarterfinals (3-9-06)... Chipped in with 10 points and six rebounds at BYU (2-22-06)... Returned from a team suspension against TCU (2-18-06) and contributed five points and nine rebounds... Hit all three of his shots from behind the arc (a career high) in the second half as New Mexico (1-25-06) began to rally... Scored 14 points against the Lobos... Posted his first career double-double at TCU (1-18-06) with 10 points and 10 rebounds... Went 6-for-10 from the field en route to 13 points against CSU (1-4-06)... Scored a career-best 18 points at Providence (12-27-05)... Poured in 17 points against UCSB (12-17-05) on 8-of-10 from the floor... Also recorded five steals against the Gauchos... Scored a then career-high 15 points against Point Loma (12-3-05)... Has 106 rebounds in his last 16 games (456 minutes)... Averages 14.3 points and 8.7 rebounds per 40 minutes.

2005-06 Game-By-Game Statistics

Date	Opponent	S	MP	FG-FGA	3FG-FGA	FT-FTA	REB	PF	A	TO	BK	S	TP
N.17	at Alaska Fairbanks		25	1-2	0-0	0-0	0-5-5	1	0	1	0	0	2
N.19	vs. Illinois-Chicago	S	32	3-6	0-0	1-3	2-8-10	2	2	3	0	1	7
N.20	vs. So. Mississippi	S	25	4-4	1-1	2-5	0-3-3	2	0	0	0	3	11
N.26	Albany	S	27	5-8	0-2	0-4	3-1-4	1	1	0	0	1	10
N.30	at San Diego	S	29	4-10	0-0	1-2	4-4-8	2	0	3	0	0	9
D.3	Point Loma Nazarene	S	27	6-9	0-0	3-3	2-7-9	2	0	3	2	1	15
D.6	at California	S	31	2-8	1-3	4-4	2-4-6	3	2	4	0	0	9
D.10	Washington State	S	27	3-10	0-1	0-2	4-4-8	2	2	0	1	2	6
D.17	UC Santa Barbara	S	30	8-10	0-1	1-3	1-6-7	1	2	3	0	5	17
D.20	Maryland-Baltimore Co.	S	26	5-12	1-1	5-6	4-5-9	0	1	2	0	2	16
D.27	at Providence	S	32	6-10	3-4	3-6	6-2-8	4	1	2	1	1	18
D.31	Loyola Marymount	S	29	1-5	0-1	7-8	2-3-5	3	1	4	2	1	9
J.4	*Colorado State	S	29	6-10	0-0	1-1	3-2-5	2	1	4	0	3	13
J.7	*at Air Force	S	25	4-8	0-1	1-2	2-3-5	2	0	0	0	0	9
J.11	*at Utah	S	30	2-8	0-1	0-1	3-4-7	5	0	2	0	1	4
J.14	*UNLV	S	27	2-4	2-2	4-4	1-2-3	4	3	1	0	1	10
J.18	*at TCU	S	32	3-6	2-2	2-2	3-7-10	1	4	5	1	1	10
J.21	*Brigham Young	S	18	1-3	0-1	2-4	1-1-2	3	1	1	0	1	4
J.25	*New Mexico	S	27	5-6	3-3	1-2	0-4-4	3	2	1	0	2	14
J.28	*at Wyoming												
F.4	*at Colorado State												
F.8	*Air Force												
F.11	*Utah												
F.16	*at UNLV												
F.18	*TCU		19	1-3	0-0	3-4	1-3-4	1	0	0	0	0	5
F.22	*at Brigham Young	S	20	4-7	0-1	2-2	1-5-6	2	0	2	1	1	10
F.25	*at New Mexico	S	31	3-6	1-2	1-2	3-2-5	0	1	1	0	1	8
M.1	*Wyoming	S	21	2-5	0-0	8-8	1-2-3	3	1	1	0	1	12
M.3	South Dakota State		4	0-0	0-0	0-0	0-0-0	0	0	0	0	0	0
M.9	vs. Colorado State	S	28	2-8	1-1	0-2	5-1-6	1	3	2	1	2	5

SDSU Freshmen Rebs.

Rk	Name, Year	Rebounds
1.	Michael Cage, 1980-81	355
2.	Eddy Gordon, 1979-80	239
3.	•Marcus Slaughter, 2003-04	204
4.	Steve Copp, 1972-73	173
5.	Myron Epps, 1998-99	149
6.	Presnell Gilbert, 1976-77	143
7.	•Kyle Spain, 2005-06	142
8.	Kevin Brown, 1985-86	134
9.	•Evan Burns, 2002-03	132
10.	Vincent Okotie, 1998-99	117

Rk. - Indicates SDSU freshmen rank; • - Indicates Fisher era player.

Career Highs

Points
Career 18 at Providence, 12-27-05

Rebounds
Career 10 at TCU, 1-18-06
10 vs. Ill.-Chicago, 11-19-05

Assists
Career 4 at TCU, 1-18-06

Field Goals
Career 8 vs. UCSB, 12-17-05

Field Goals Attempted
Career 12 vs. UMBC, 12-20-05

Three-Point Field Goals
Career 3 vs. New Mexico, 1-25-06
3 at Providence, 12-27-05

Three-Point FG Attempted
Career 4 at Providence, 12-27-05

Free Throws
Career 8 vs. Wyoming, 3-1-06

Free Throws Attempted
Career 8 vs. Wyoming, 3-1-06
8 vs. LMU, 12-31-05

Steals
Career 5 vs. UCSB, 12-17-05

Blocked Shots
Career 2 vs. LMU, 12-31-05
2 vs. PLNU, 12-31-05

Minutes Played
Career 32 at TCU, 1-18-06
32 at Providence, 12-27-05
32 vs. Ill.-Chicago, 11-19-05

Spain Career Statistics

Year	G-GS	Min.-Avg.	FG-FGA	Pct.	3P-3PA	Pct.	FT-FTA	Pct.	OR	DR	Reb	Avg.	PF-D	AT	TO	BS	ST	Pts	Avg.
05-06	25-22	651-26.0	83-168	.494	15-28	.536	52-80	.650	54	88	142	5.7	50-1	28	45	9	31	233	9.3

Season/Career Highs

Points
 Season 26 vs. Wyoming, 3-1-06
 Career 26 vs. Wyoming, 3-1-06

Rebounds
 Season 8 at UNLV, 2-16-06
 8 at UNLV, 2-16-06

Assists
 Season 3 at New Mexico, 2-25-06
 3 vs. New Mexico, 1-25-06
 3 at Providence, 12-27-05
 Career 5 at Northeastern, 12-22-03

Field Goals
 Season 10 vs. Colorado St., 1-4-06
 Career 10 vs. Colorado St., 1-4-06

Field Goals Attempted
 Season 15 vs. Wyoming, 3-1-06
 15 at BYU, 2-22-06
 15 vs. Utah, 2-11-06
 Career 15 vs. Wyoming, 3-1-06
 15 at BYU, 2-22-06
 15 vs. Utah, 2-11-06

Three-Point Field Goals
 Season 1 at New Mexico, 2-25-06
 1 at Wyoming, 1-28-06
 1 at Utah, 1-11-06
 Career 4 vs. Florida A&M, 11-30-04

Three-Point Field Goals Attempted
 Season 2 at CSU, 2-4-06
 2 at Wyoming, 1-28-06
 Career 9 vs. Montana State, 11-25-03

Free Throws
 Season 8 vs. Wyoming, 3-1-06
 Career 8 vs. Wyoming, 3-1-06

Free Throws Attempted
 Season 10 vs. Wyoming, 3-1-06
 10 vs. LMU, 12-31-05
 Career 10 vs. Wyoming, 3-1-06
 10 vs. LMU, 12-31-05

Steals
 Season 3 vs. BYU, 1-21-06
 3 at Providence, 12-27-05
 Career 3 at Providence, 12-27-05

Blocked Shots
 Season 2 vs. Utah, 2-11-06
 2 at CSU, 2-4-06
 2 vs. New Mexico, 1-25-06
 Career 3 vs. E. Kentucky, 3-7-04

Minutes Played
 Season 37 vs. Air Force, 2-8-06
 Career 37 vs. Air Force, 2-8-06

34 • Mohamed Abukar

**Forward • 6-10 • 216 • Junior • San Diego, Calif.
 (Rancho Bernardo High/Univ. of Florida)**



Sat out the first 10 games of the 2004-05 season due to NCAA transfer rules after transferring from the University of Florida last winter... Has scored in double-figures in 16 of the last 19 and in 12 straight games he has played for San Diego State... In 16 Mountain West Conference regular season games, he went 95-for-177 from the field (53.8 percent) in 474 minutes... When he plays at least 33 minutes, the Aztecs are 8-2... Has at least six rebounds in five of his last six games... Scored 13 points and had four rebounds vs. Colorado State (3-09-06) in the MWC quarterfinals... Posted a career-best 26 points on 9-of-15 shooting and connected of eight of his 10 free throw attempts vs. Wyoming (3-9-06)... Chipped in with 15 points and seven rebounds at New Mexico (2-25-06)... Had a game-high 20 points and six rebounds at BYU (2-22-06)... Was perfect from the line going 5-for-5, scoring 17 points and recording seven rebounds vs. TCU (2-18-06)... Grabbed a career-best eight rebounds in addition to scoring 13 points at UNLV (2-16-06)... Put up 16 points vs. Utah (2-11-06)... Scored a game-high 18 points (8-12 FG) in a career-high 37 minutes of action against Air Force (2-8-06)... Shot 6-for-11 en route to 13 points at Colorado State (2-4-06)... Scored 17 points in the first half (19 points for the game) in the overtime road win over Wyoming (1-28-06)... In the game vs. New Mexico (1-25-06), he scored 12 points and had season highs of three assists and two blocks... Against the Cougars, he went 7-for-11 from the field en route to 15 points, five rebounds and a career-high tying three steals... Shot 7-for-12 from the field in the road victory at Utah (1-11-06) en route to 16 points... Also shared game-high honors with Kyle Spain after grabbing a career-high tying seven rebounds versus the Utes... Battled the flu at Air Force and was limited to 13 minutes, but scored eight points on 3-of-4 shooting... Had his best game as an Aztec tying his career high with 22 points (10-12 FGs) against Colorado State (1-4-06)... Made season debut at Providence (12-27-05) and scored 10 points in 29 minutes of action... Started against Loyola Marymount (12-31-05) and scored another 10 points, in addition to grabbing seven rebounds.

2005-06 Game-By-Game Statistics

Date	Opponent	S	MP	FG-FGA	3FG-FGA	FT-FTA	REB	PF	A	TO	BK	S	TP
N.17	at Alaska Fairbanks			Did Not Play - NCAA Transfer Rules									
N.19	vs. Illinois-Chicago			Did Not Play - NCAA Transfer Rules									
N.20	vs. So. Mississippi			Did Not Play - NCAA Transfer Rules									
N.26	Albany			Did Not Play - NCAA Transfer Rules									
N.30	at San Diego			Did Not Play - NCAA Transfer Rules									
D.3	Point Loma Nazarene			Did Not Play - NCAA Transfer Rules									
D.6	at California			Did Not Play - NCAA Transfer Rules									
D.10	Washington State			Did Not Play - NCAA Transfer Rules									
D.17	UC Santa Barbara			Did Not Play - NCAA Transfer Rules									
D.20	Maryland-Baltimore Co.			Did Not Play - NCAA Transfer Rules									
D.27	at Providence		29	4-10	0-0	2-4	2-0-2	2	3	3	0	3	10
D.31	Loyola Marymount	S	34	2-8	0-1	6-10	1-6-7	3	2	4	1	1	10
J.4	*Colorado State	S	33	10-12	0-1	2-2	1-0-1	3	1	3	0	1	22
J.7	*at Air Force	S	13	3-4	0-0	2-2	1-3-4	1	0	2	0	0	8
J.11	*at Utah	S	33	7-12	1-1	1-2	3-4-7	3	1	5	1	1	16
J.14	*UNLV	S	28	3-11	0-1	2-2	2-1-3	2	1	0	0	2	8
J.18	*at TCU	S	25	3-6	0-0	0-0	1-4-5	4	1	2	0	0	6
J.21	*Brigham Young	S	31	7-11	0-0	1-1	3-2-5	2	0	0	0	3	15
J.25	*New Mexico	S	33	4-7	0-0	4-4	1-1-2	1	3	0	2	1	12
J.28	*at Wyoming	S	25	6-13	1-2	6-7	2-2-4	5	0	3	0	1	19
F.4	*at Colorado State	S	33	6-11	1-2	0-0	2-2-4	3	1	5	2	0	13
F.8	*Air Force	S	37	8-12	0-1	2-4	1-1-2	1	0	0	0	1	18
F.11	*Utah	S	34	6-15	0-1	4-4	0-2-2	2	0	2	2	0	16
F.16	*at UNLV	S	27	4-10	0-0	5-7	3-5-8	3	1	0	0	2	13
F.18	*TCU	S	25	6-10	0-0	5-5	4-3-7	4	1	1	0	0	17
F.22	*at Brigham Young	S	33	7-15	2-3	4-4	2-4-6	3	1	1	0	0	20
F.25	*at New Mexico	S	29	6-13	1-3	2-2	2-5-7	3	3	1	0	1	15
M.1	*Wyoming	S	35	9-15	0-1	8-10	1-5-6	3	1	3	1	1	26
M.3	South Dakota State			Did Not Play - CD									
M.9	vs. Colorado State1	S	36	4-14	0-4	5-6	2-2-4	3	0	1	1	1	13


► Abukar Career Statistics

** at Florida*

Year	G-GS	Min.-Avg.	FG-FGA	Pct.	3P-3PA	Pct.	FT-FTA	Pct.	OR	DR	Reb	Avg.	PF-D	AT	TO	BS	ST	Pts.	Avg.
03-04*	30-0	402-13.4	30-88	.341	17-64	.266	4-7	.571	19	43	62	2.1	27-0	22	25	12	7	81	2.7
04-05*	7-0	72-10.3	12-26	.462	6-14	.429	5-6	.833	2	8	10	1.4	7-0	4	4	1	1	35	5.0
05-06	19-18	573-30.2	105-209	.502	6-21	.286	61-76	.803	34	52	86	4.5	51-1	20	36	10	19	277	14.6
Totals	56-18	1047-18.7	147-323	.455	29-101	.287	70-89	.787	55	103	158	2.8	85-1	46	65	23	27	393	7.0

42 • Marcus Slaughter

Forward • 6-9 • 220 • Junior • Riverside, Calif. (J.W. North High)



MWC Rankings (end of regular season): 2nd in rebounding, 2nd in offensive rebounding, 2nd in defensive rebounding, 2nd in scoring, 6th in blocked shots and 8th in free throw percentage

SDSU Career Rankings (as of 3/5): 3rd in rebound average-, 3rd in free throws-, 6th in blocked shots^, 6th in rebounding-, 9th in minutes played^, 13th in steals^, 16th in scoring average. (^ - record kept since 1978-79 season; ~ - Division I era)

Unanimous all-MWC first-team pick... MWC Player of the Week on two occasions this season... Slaughter ranks in the top 10 of six different MWC stat categories at the end of the regular season... Scored 20 or more points in four straight games and had three consecutive double-doubles, both career firsts, until a left knee injury forced the him out of the UCSB game (12-17-05)... Had 52 rebounds in three straight games (vs. UNLV, at TCU, vs. BYU), the highest three-game total of his career... Posted four straight double-doubles for the first time in his career (broken at UNLV (2-16-06))... Totaled 17 points and 19 rebounds in the MWC quarters vs. CSU (3-9-06)... His double-double effort in the MWC tourney is just the fourth overall for SDSU in MWC tournament play and his first in the MWC postseason... The 19 boards sets a MWC championship record... Posted 23 points and 18 rebounds at TCU (1-18-06)... Against UNLV (1-14-06), he scored 20 pts. and had 20 rebs... His 20 boards were the most by an Aztec since Michael Cage (1984), and set a new Cox Arena record and school record for rebounds in a MWC game... Is only the sixth player at SDSU to record at least 20 rebs... Has 27 career double-doubles, 15 this season and 13 in his last 22 games... The 26 career double-doubles are second-most in school history (since the stat started being tracked in 75-76)... Returned from injury to grab 11 rebs. and post a career high six assists against CSU (1-4-06)... Pulled down 271 rebounds in his last 24 games (11.3 rpg)... Had his 28-game double-figure scoring streak snapped against UIC (11-19-05); was the third-longest streak in school history... Led the team in rebounding 20 times this season... In his career, he has led the team in scoring 22 times, rebounding 51 times and assists five times... Shot 50 percent or better from the field in 15 games this season.

SDSU Career Rebounding

Rk	DI	Name, Years	Rebounds
1.	1.	Michael Cage, 81-82-83-84	1,317
2.	-	Al Skalecky, 66-67-68	1,090
3.	-	Larry Meek, 63-64-65	764
4.	2.	♦Marcus Slaughter, 04-05-06	738
5.	3.	Steve Copp, 73-74-75-76	737
6.	4.	Leonard Allen, 82-83-84-85	724
7.	5.	Joel Kramer, 74-76-77-79	711
8.	6.	♦Aerick Sanders, 01-02-03-04	686
9.	-	Noel Mickelsen, 54-55-56	642
10.	7.	Will Connelly, 75-76-77	641

Rk. - Indicates SDSU career rank; DI - Indicates Division I era rank. ♦ - Indicates Fisher era player.

Season/Career Highs

Points
Season 26 vs WSU, 12-10-05
Career 28 vs. UCSB, 11-19-04

Rebounds
Season 20 vs. UNLV, 1-14-06
Career 20 vs. UNLV, 1-14-06

Assists
Season 6 vs. Colorado St., 1-4-06
Career 6 vs. Colorado St., 1-4-06

Field Goals
Season 9 at TCU, 1-18-06
Career 9 at TCU, 1-18-06

Field Goals Attempted
Season 16 vs. Albany, 11-26-05
Career 20 vs. California, 12-11-04

Three-Point Field Goals
Season 1 at TCU, 1-18-06
Career 3 at UCSB, 12-4-04
3 vs. LBSU, 11-21-03

Three-Point Field Goals Attempted
Season 1 at TCU, 1-18-06
Career 4 vs. California, 12-11-04
4 at UCSB, 12-4-04

Free Throws
Season 12 at Wyoming, 1-28-06
12 vs. UNLV, 1-14-06
12 vs. WSU, 12-10-05
Career 12 at Wyoming, 1-28-06
12 vs. UNLV, 1-14-06
12 vs. WSU, 12-10-05
12 vs. UCSB, 11-19-04

Free Throws Attempted
Season 16 at Wyoming, 1-28-06
Career 16 at Wyoming, 1-28-06

Steals
Season 3 vs. Wyoming, 3-3-06

Blocked Shots
Season 5 vs. UNLV, 1-14-06
Career 5 vs. UNLV, 1-14-06

Minutes Played
Season 39 vs. TCU, 2-18-06
39 vs. WSU, 12-10-05
Career 41 vs. UCSB, 11-19-04

2005-06 Game-By-Game Statistics

Date	Opponent	S	MP	FG-FGA	3FG-FGA	FT-FTA	REB	PF	A	TO	BK	S	TP
N.17	at Alaska Fairbanks	S	26	6-12	0-0	4-6	4-7-11	4	1	5	1	1	16
N.19	vs. Illinois-Chicago	S	23	4-7	0-0	1-2	1-4-5	2	4	5	0	0	9
N.20	vs. So. Mississippi	S	31	6-12	0-0	6-8	2-3-5	2	2	1	0	0	18
N.26	Albany	S	33	6-16	0-0	4-6	9-6-15	4	2	6	2	2	16
N.30	at San Diego	S	34	7-15	0-0	9-14	5-4-9	4	1	4	1	1	23
D.3	Point Loma Nazarene	S	33	8-12	0-0	9-9	6-8-14	3	2	3	2	1	25
D.6	at California	S	34	8-14	0-0	6-7	4-9-13	4	1	2	0	0	22
D.10	Washington State	S	39	7-15	0-0	12-15	7-10-17	2	1	4	1	0	26
D.17	UC Santa Barbara	S	8	1-5	0-0	0-0	0-3-3	0	0	0	0	0	2
D.20	Maryland-Baltimore Co.	Did Not Play - Injured											
D.27	at Providence	Did Not Play - Injured											
D.31	Loyola Marymount	Did Not Play - Injured											
J.4	*Colorado State	S	26	1-7	0-0	4-5	2-9-11	5	6	1	2	1	6
J.7	*at Air Force	S	38	4-5	0-0	2-3	4-5-9	3	3	2	3	0	10
J.11	*at Utah	S	25	2-2	0-0	10-12	1-0-1	5	0	3	0	0	14
J.14	*UNLV	S	37	4-10	0-0	12-14	5-15-20	3	0	4	5	2	20
J.18	*at TCU	S	36	9-12	0-1	5-7	5-13-18	3	4	2	1	1	23
J.21	*Brigham Young	S	33	4-10	0-0	9-10	3-11-14	0	3	0	1	2	17
J.25	*New Mexico	S	38	4-6	0-0	10-13	1-3-4	2	2	3	0	0	18
J.28	*at Wyoming	S	37	6-15	0-0	12-16	6-7-13	3	2	2	0	1	24
F.4	*at Colorado State	S	38	8-11	0-0	9-11	1-10-11	3	3	3	2	2	25
F.8	*Air Force	S	32	5-11	0-0	6-6	8-7-15	3	1	5	0	1	16
F.11	*Utah	S	38	3-11	0-0	7-11	9-5-14	3	1	2	4	2	13
F.16	*at UNLV	S	28	5-10	0-0	5-8	1-2-3	5	0	4	1	2	15
F.18	*TCU	S	39	6-12	0-0	7-8	4-5-9	1	2	2	1	2	19
F.22	*at Brigham Young	S	30	4-12	0-0	7-11	6-6-12	4	3	9	0	2	15
F.25	*at New Mexico	S	40	5-9	0-0	1-3	3-8-11	3	3	2	2	2	11
M.1	*Wyoming	S	35	7-12	0-0	6-9	5-4-9	3	1	1	1	2	20
M.3	South Dakota State	S	28	4-7	0-0	1-1	1-6-7	4	2	1	1	3	9
M.9	vs. Colorado State	S	36	6-15	0-0	5-7	8-11-19	4	1	0	0	2	17

► Slaughter Career Statistics

Year	G-GS	Min.-Avg.	FG-FGA	Pct.	3P-3PA	Pct.	FT-FTA	Pct.	OR	DR	Reb	Avg.	PF-D	AT	TO	BS	ST	Pts.	Avg.
03-04	30-18	755-25.2	87-184	.473	8-24	.333	55-76	.724	84	120	204	6.8	67-2	22	36	17	34	237	7.9
04-05	27-27	922-34.1	165-352	.469	9-39	.231	141-202	.698	91	151	242	9.0	87-4	35	84	30	37	480	17.8
05-06	27-26	875-32.4	140-285	.491	0-1	.000	169-222	.761	111	181	292	10.8	82-3	51	76	31	32	449	16.6
Totals	84-71	2552-30.4	392-821	.477	17-64	.266	365-500	.730	286	452	738	8.8	236-9	108	196	78	103	1166	13.9

Season/Career Highs

Points
 Season 10 vs. UCSB, 12-17-05
 10 at San Diego, 11-30-05
 Career 10 vs. UCSB, 12-17-05
 10 at San Diego, 11-30-05

Rebounds
 Season 10 at UNLV, 2-16-06
 10 vs. UMBC, 12-20-05
 10 at San Diego, 11-30-05
 Career 13 vs. South Dakota State, 1-3-05

Assists
 Season 2 vs. So. Dakota St., 3-3-06
 2 vs. BYU, 1-21-06
 Career 3 vs. CSU, 1-24-05

Field Goals
 Season 5 vs. UCSB, 12-17-05
 Career 5 vs. UCSB, 12-17-05

Field Goals Attempted
 Season 9 vs. PLNU, 12-3-05
 Career 9 vs. PLNU, 12-3-05

Three-Point Field Goals
 Season
 Career

Three-Point Field Goals Attempted
 Season
 Career

Free Throws
 Season 3 at UNLV, 2-16-06
 Career 3 at UNLV, 2-16-06
 3 vs. South Dakota State, 1-3-05

Free Throws Attempted
 Season 8 at Providence, 12-27-05
 Career 8 at Providence, 12-27-05


Steals
 Season 3 at California, 12-6-05
 Career 3 at California, 12-6-05
 3 at Washington, 12-7-04

Blocked Shots
 Season 3 at Providence, 12-27-05
 3 at San Diego, 11-30-05
 Career 3 at Providence, 12-27-05
 3 at San Diego, 11-30-05
 3 vs. South Dakota State, 1-3-05

Minutes Played
 Season 31 vs. UCSB, 12-17-05
 Career 31 at Washington, 12-7-04

50 • Mohamed Camara

**Center • 6-10 • 245 • Senior • Conakry, Guinea
 (Moore (Ky.) High/Riverside (Calif.) College)**



MWC Rankings (end of regular season): 14th in offensive rebounding, 16th in blocked shots
 Played in 29 games and has made nine starts this season... Is averaging 14.5 minutes per game and has shown significant improvement over his junior campaign... Scored in 17 of 29 games this season... Shooting 55.6 percent from the field this season after connecting on 38.5 percent of his attempts last season... Scoring and rebounding averages are also up over last season... Already posted four dunks this season, after being held without a dunk as a junior... Has six or more rebounds in nine games this season... On Senior Night, he scored eight points on 4-of-5 shooting, in addition to three rebounds... With Marcus Slaughter saddled with foul trouble at UNLV (2-16-06), he scored seven points and had a season-high tying 10 rebounds in 22 minutes of action... After coming up with some big rebounds at Utah (1-11-06), he followed it up by scoring six straight points vs. UNLV (1-14-06) at one point to keep the Rebels at bay when they were making a run late in the second half... Ended the UNLV game with eight points and three rebounds in just 11 minutes of action... Recorded an assist in three straight games (broken against Colorado State (1-4-06))... Tied his career high with 10 points against UCSB (12-17-05)... Played a career-tying best 31 minutes against the Gauchos... Recorded his first career double-double (10 points, 10 rebounds) at San Diego (11-30-05)... His 10 points against the Toreros was a career best... Also played a then season-high 30 minutes versus USD... Eight of his 10 boards at San Diego were of the offensive variety... Averaging 10.9 rebounds per 40 minutes of action this season... Made 21 of his last 34 attempts from the field.

2005-06 Game-By-Game Statistics

Date	Opponent	S	MP	FG-FGA	3FG-FGA	FT-FTA	REB	PF	A	TO	BK	S	TP
N.17	at Alaska Fairbanks		16	2-2	0-0	0-1	1-5-6	1	0	1	0	1	4
N.19	vs. Illinois-Chicago		21	2-4	0-0	0-0	3-4-7	3	0	1	1	1	4
N.20	vs. So. Mississippi		19	1-1	0-0	0-0	1-2-3	1	0	0	0	1	2
N.26	Albany		6	0-1	0-0	1-2	0-1-1	4	0	0	0	0	1
N.30	at San Diego	S	30	4-6	0-0	2-6	8-2-10	4	1	1	3	1	10
D.3	Point Loma Nazarene	S	15	2-9	0-0	1-1	3-5-8	2	0	1	0	1	5
D.6	at California	S	29	3-5	0-0	0-0	3-1-4	2	0	1	1	3	6
D.10	Washington State	S	22	0-0	0-0	0-0	0-1-1	2	0	2	1	0	0
D.17	UC Santa Barbara	S	31	5-6	0-0	0-1	6-3-9	3	0	1	2	0	10
D.20	Maryland-Baltimore Co.	S	26	2-2	0-0	0-5	4-6-10	2	1	1	2	0	4
D.27	at Providence	S	24	0-4	0-0	1-8	3-6-9	4	1	0	3	0	1
D.31	Loyola Marymount	S	14	1-2	0-0	0-2	2-3-5	2	1	1	1	0	2
J.4	*Colorado State		13	0-1	0-0	0-0	2-4-6	1	0	1	0	1	0
J.7	*at Air Force		1	0-0	0-0	0-0	0-1-1	0	0	1	0	0	0
J.11	*at Utah		18	2-2	0-0	0-0	3-2-5	3	1	1	0	1	4
J.14	*UNLV		11	3-5	0-0	2-2	3-0-3	1	0	1	0	1	8
J.18	*at TCU		6	0-0	0-0	0-2	0-0-0	1	0	1	0	0	0
J.21	*Brigham Young		4	0-0	0-0	0-0	0-0-0	0	2	0	1	0	0
J.25	*New Mexico		2	0-0	0-0	0-0	0-0-0	0	0	0	0	0	0
J.28	*at Wyoming		15	0-1	0-0	0-1	0-1-1	3	0	0	0	0	0
F.4	*at Colorado State		2	0-0	0-0	0-0	0-0-0	1	0	0	0	0	0
F.8	*Air Force												
F.11	*Utah												
F.16	*at UNLV		11	1-1	0-0	1-1	1-0-1	2	1	1	0	0	3
F.18	*TCU		22	2-2	0-0	3-6	3-7-10	3	1	1	1	0	7
F.22	*at Brigham Young		6	0-2	0-0	0-0	0-2-2	0	0	1	0	0	0
F.25	*at New Mexico		12	1-1	0-0	0-0	0-3-3	2	0	0	0	0	2
M.1	*Wyoming		9	0-1	0-0	0-0	0-4-4	1	0	0	0	0	0
M.3	South Dakota State	S	5	0-0	0-0	0-2	2-0-2	1	0	0	0	0	0
M.9	vs. Colorado State		22	4-5	0-0	0-0	2-1-3	1	2	0	1	1	8
M.9	vs. Colorado State		8	0-0	0-0	0-0	0-1-1	2	0	0	0	0	0

► Camara Career Statistics

Year	G-GS	Min.-Avg.	FG-FGA	Pct.	3P-3PA	Pct.	FT-FTA	Pct.	OR	DR	Reb	Avg.	PF-D	AT	TO	BS	ST	Pts.	Avg.
04-05	29-21	494-17.0	30-78	.385	0-0	.000	10-25	.400	52	58	110	3.8	63-3	15	25	18	19	70	2.4
05-06	29-9	420-14.5	35-63	.556	0-0	.000	11-40	.275	50	65	115	4.0	52-0	11	18	17	12	81	2.8
Totals	58-30	914-15.8	65-141	.461	0-0	.000	21-65	.323	102	123	225	3.9	115-3	26	43	35	31	151	2.6

2005-06 San Diego State Schedule/Results

Record: 22-8 (Home: 13-2, Away: 7-5, Neutral: 2-1)
 Mountain West Conference: 13-3 (Home: 7-1, Away: 6-2)

SDSU			San Diego State High							
Date	NR	Opponent	SDSU Result	W-L	Record	MWC	Scorer	Rebounder	Assists	Attendance
Nov. 17		at Alaska Fairbanks~	W 67-55	W1	1-0		Heath-23	Slaughter-11	Williams-4	3,229
Nov. 19		vs. Illinois-Chicago~	L 63-66	L1	1-1		Heath-18	Spain-10	Heath-5	1,941
Nov. 20		vs. Southern Mississippi~	W 79-51	W1	2-1		Slaughter-18	Slaughter-5	Thomas-7	2,071
Nov. 26		ALBANY	W 80-53	W2	3-1		Heath-20	Slaughter-15	Williams-5	5,032
Nov. 30		at San Diego	L 80-90	L1	3-2		Heath-24	Camara-10	Williams-6	5,012
Dec. 3		POINT LOMA NAZARENE	W 88-77	W1	4-2		Slaughter-25	Slaughter-14	Williams-4	3,649
Dec. 6		at California	L 64-82	L1	4-3		Slaughter-22	Slaughter-13	Williams-5	8,679
Dec. 10		WASHINGTON STATE#	L 49-60	L2	4-4		Slaughter-26	Slaughter-17	Williams-3	6,406
Dec. 17		UC SANTA BARBARA	W 66-54	W1	5-4		Spain-17	Camara-9	Heath-4	4,965
Dec. 20		UMBC	W 58-45	W2	6-4		Spain-16	Camara-10	Thomas-4	3,821
Dec. 27		at Providence	L 65-80	L1	6-5		Heath-22	Camara-9	Abukar/Sharper-3	7,183
Dec. 31		LOYOLA MARYMOUNT	W 84-68	W1	7-5		Heath-25	Davis-8	Williams-6	3,168
Jan. 4		COLORADO STATE* (--/rv)	W 83-75	W2	8-5	1-0	Abukar/Heath-22	Slaughter-11	Slaughter/Williams-6	2,532
Jan. 7		at Air Force* (rv/rv)	L 62-65	L1	8-6	1-1	Heath-21	Slaughter-9	Williams-6	5,213
Jan. 11		at Utah*	W 72-67	W1	9-6	2-1	Heath-21	Abukar/Spain-7	Heath-8	9,816
Jan. 14		UNLV*	W 83-67	W2	10-6	3-1	Slaughter-20	Slaughter-20	Heath-5	6,288
Jan. 18		at TCU*	W 76-57	W3	11-6	4-1	Slaughter-23	Slaughter-18	Slaughter/Spain-4	3,325
Jan. 21		BRIGHAM YOUNG*	W 88-61	W4	12-6	5-1	Heath-26	Slaughter-14	Heath-4	11,287
Jan. 25	rv/--	NEW MEXICO*	W 75-69	W5	13-6	6-1	Slaughter-18	Heath-6	Heath-6	7,642
Jan. 28	rv/--	at Wyoming*	W-ot 78-77	W6	14-6	7-1	Slaughter-24	Slaughter-13	three with 2	6,869
Feb. 4	rv/rv	at Colorado State*	W 85-81	W7	15-6	8-1	Heath-28	Slaughter-11	three with 5	3,972
Feb. 8	rv/rv	AIR FORCE*	W 61-51	W8	16-6	9-1	Abukar-18	Slaughter-15	Williams-6	11,718
Feb. 11	rv/rv	UTAH*	L 65-67	L1	16-7	9-2	Heath-20	Slaughter-14	Williams-4	9,156
Feb. 16	--/rv	at UNLV*	W 81-70	W1	17-7	10-2	Heath-25	Camara-10	Heath-7	10,923
Feb. 18	--/rv	TCU*	W 83-71	W2	18-7	11-2	Heath-20	Slaughter-9	Williams-6	9,497
Feb. 22	rv/rv	at Brigham Young*	L 90-100	L1	18-8	11-3	Abukar-20	Slaughter-12	Heath-5	11,316
Feb. 25	rv/rv	at New Mexico*	W 73-66	W1	19-8	12-3	Heath-32	Slaughter-11	Heath-6	14,163
Mar. 1	rv/rv	WYOMING*	W 91-72	W2	20-8	13-3	Abukar-26	Slaughter-9	Williams-6	(c) 12,414
Mar. 3	rv/rv	SOUTH DAKOTA STATE	W 88-63	W3	21-8		Sharper-26	Williams-9	Williams-9	7,634
Mar. 9	rv/rv	vs. (8) Colorado State (QF)^	W 64-52	W4	22-8		Slaughter-17	Slaughter-19	Williams-6	
Mar. 10	rv/rv	vs. (4) UNLV (SF)^								

Caps denotes home game. ~ - BP Top of the World Classic (Fairbanks, Alaska). # - San Diego SLAM. * - Indicates Mountain West Conference Game. ^ - Mountain West Conference Championships at the Pepsi Center in Denver, Colo. Opp. c - Indicates capacity crowd. SDSU NR - Indicates San Diego State's national rankings in the Associated Press and ESPN/USA Today coaches polls at gametime. Opponent national ranking listed after opponent name (Associated Press and ESPN/USA Today coaches polls at gametime).

Record/Attendance Summary

	G	W-L	Total	Average	High
Home	15	13-2	105,209	7,014	12,414 vs. Wyoming (Mar. 1)
Mountain West	8	7-1	70,534	8,817	12,414 vs. Wyoming (Mar. 1)
Away	12	7-5	89,700	7,475	14,163 at New Mexico (Feb. 25)
Mountain West	8	6-2	65,597	8,200	14,163 at New Mexico (Feb. 25)
Neutral	3	2-1	4,012*	2,006*	2,071 vs. Southern Mississippi (Nov. 20)
Total	30	22-8	198,921*	6,859*	14,163 at New Mexico (Feb. 25)
Mountain West	16	13-3	136,131	8,508	14,163 at New Mexico (Feb. 25)

Win/Loss Margin

	1	2	3	4	5	6	7	8	9	10	11	12	13	14	15	16	17	18	19	20	21	22	23	24	25	27	28
Win	1			1	1	1	1	1		1	2	4	1			2				2					1	2	1
Loss		1	2							2	1				1			1									

2005-06 San Diego State Statistics

Record: 22-8 (Home: 13-2, Away: 7-5, Neutral: 2-1)

No.	Player	GPGS	Min	Avg	TOTAL		3-PTS		FT-FTA	Pct	REBOUNDS				PF	FO	A	TO	Blk	Stl	Pts	Avg			
					FG-FGA	Pct	3FG-FGA	Pct			Off	Def	Tot	Avg											
01	HEATH, Brandon	30	30	1049	35.0	182-416	.438	91-214	.425	93-109	.853	16	79	95	3.2	51	1	106	115	1	46	548	18.3		
42	SLAUGHTER, Marcus	27	26	875	32.4	140-285	.491	0-1	.000	169-222	.761	111	181	292	10.8	82	3	51	76	31	32	449	16.6		
34	ABUKAR, Mohamed	19	18	573	30.2	105-209	.502	6-21	.286	61-76	.803	34	52	86	4.5	51	1	20	36	10	19	277	14.6		
15	SHARPER, John	30	3	768	25.6	87-204	.426	74-174	.425	22-25	.880	11	34	45	1.5	44	1	29	27	1	17	270	9.0		
33	SPAIN, Kyle	25	22	651	26.0	83-168	.494	15-28	.536	52-80	.650	54	88	142	5.7	50	1	28	45	9	31	233	9.3		
03	WILLIAMS, Richie	30	29	832	27.7	62-151	.411	16-53	.302	54-75	.720	22	51	73	2.4	65	0	115	84	2	51	194	6.5		
20	DAVIS, Trimaine	25	7	350	14.0	46-69	.667	0-1	.000	18-32	.563	15	37	52	2.1	44	1	6	15	14	2	110	4.4		
50	CAMARA, Mohamed	29	9	420	14.5	35-63	.556	0-0	.000	11-40	.275	50	65	115	4.0	52	0	11	18	17	12	81	2.8		
21	THOMAS, Matt	25	6	297	11.9	14-42	.333	0-2	.000	9-14	.643	14	18	32	1.3	18	0	30	19	3	12	37	1.5		
00	HOERNER, Brett	15	0	92	6.1	11-23	.478	0-0	.000	7-12	.583	8	9	17	1.1	15	0	1	8	5	2	29	1.9		
24	MCGRATH, Tim	14	0	97	6.9	2-16	.125	1-8	.125	4-7	.571	5	10	15	1.1	10	0	5	3	0	2	9	0.6		
30	LAMB, Chris	6	0	21	3.5	2-2	1.000	0-0	.000	0-0	.000	0	0	0	0.0	6	0	0	1	2	1	4	0.7		
TEAM												48	42	90	3.0					8					
SDSU TOTALS		30			769-1648		.467	203-502		.404	500-692		.723	388	666	1054	35.1	488	8	402	455	95	227	2241	74.7
OPPONENTS		30			753-1711		.440	183-534		.343	323-484		.667	353	586	939	31.3	582	15	410	445	105	199	2012	67.1

SCORE BY PERIODS:	1st	2nd	OT	2OT	Total
SAN DIEGO STATE	1,082	1,149	10		2,241
OPPONENTS	934	1,069	9		2,012

Mountain West Conference: 13-3 (Home: 7-1, Away: 6-2)

No.	Player	GPGS	Min	Avg	TOTAL		3-PTS		FT-FTA	Pct	REBOUNDS				PF	FO	A	TO	Blk	Stl	Pts	Avg			
					FG-FGA	Pct	3FG-FGA	Pct			Off	Def	Tot	Avg											
01	HEATH, Brandon	16	16	592	37.0	106-224	.473	54-121	.446	46-56	.821	8	47	55	3.4	30	1	67	58	1	29	312	19.5		
42	SLAUGHTER, Marcus	16	16	550	34.4	77-155	.497	0-1	.000	112-147	.762	64	110	174	10.9	49	3	34	45	23	22	266	16.6		
34	ABUKAR, Mohamed	16	16	474	29.6	95-177	.537	6-16	.375	48-56	.857	29	44	73	4.6	43	1	15	28	8	14	244	15.3		
15	SHARPER, John	16	1	443	27.7	41-100	.410	34-83	.410	17-17	1.000	4	25	29	1.8	29	1	17	15	0	12	133	8.3		
03	WILLIAMS, Richie	16	16	492	30.8	40-93	.430	8-32	.250	32-41	.780	14	19	33	2.1	38	0	60	49	1	33	120	7.5		
33	SPAIN, Kyle	11	10	279	25.4	33-66	.500	8-13	.615	25-32	.781	19	35	54	4.9	26	1	13	18	2	12	99	9.0		
20	DAVIS, Trimaine	16	0	130	8.1	14-20	.700	0-0	.000	4-10	.400	5	14	19	1.2	20	0	1	8	1	2	32	2.0		
50	CAMARA, Mohamed	15	0	137	9.1	9-16	.563	0-0	.000	6-14	.429	14	24	38	2.5	19	0	5	8	2	3	24	1.6		
21	THOMAS, Matt	11	5	110	10.0	5-11	.455	0-1	.000	2-3	.667	5	4	9	0.8	8	0	10	3	1	3	12	1.1		
00	HOERNER, Brett	3	0	5	1.7	1-2	.500	0-0	.000	0-0	.000	2	0	2	0.7	0	0	0	0	0	0	2	0.7		
30	LAMB, Chris	1	0	1	1.0	1-1	1.000	0-0	.000	0-0	.000	0	0	0	0.0	0	0	0	0	0	0	2	2.0		
24	MCGRATH, Tim	4	0	12	3.0	0-3	.000	0-1	.000	0-0	.000	0	0	0	0.0	2	0	0	0	0	0	0	0.0		
TEAM												27	22	49	3.1					4					
SDSU TOTALS		16			422-868		.486	110-268		.410	292-376		.777	191	344	535	33.4	264	7	222	236	39	130	1246	77.9
OPPONENTS		16			422-918		.460	102-297		.343	170-257		.661	188	303	491	30.7	315	9	224	238	49	119	1116	69.8

SCORE BY PERIODS:	1st	2nd	OT	2OT	Total
SAN DIEGO STATE	575	661	10		1,246
OPPONENTS	517	590	9		1,116

2005-06 San Diego State Win/Loss Statistics

Wins Only
Games: 22

No.	Player	GPGS	Min	Avg	TOTAL		3-PTS			REBOUNDS													
					FG-FGA	Pct	3FG-FGA	Pct	FT-FTA	Pct	Off	Def	Tot	Avg	PF	FO	A	TO	Blk	Stl	Pts	Avg	
01	HEATH, Brandon	22	22	771	35.0	135-303	.446	68-153	.444	81-95	.853	13	65	78	3.5	39	1	85	81	1	35	419	19.0
42	SLAUGHTER, Marcus	20	19	639	32.0	103-206	.500	0-1	.000	125-159	.786	75	138	213	10.7	60	3	37	48	22	27	331	16.6
34	ABUKAR, Mohamed	15	15	464	30.9	85-165	.515	4-17	.235	49-62	.790	29	43	72	4.8	43	1	16	28	8	16	223	14.9
15	SHARPER, John	22	3	569	25.9	66-147	.449	56-125	.448	14-14	1.000	6	30	36	1.6	26	1	16	23	0	14	202	9.2
33	SPAIN, Kyle	18	15	455	25.3	57-109	.523	11-18	.611	40-59	.678	33	58	91	5.1	33	1	21	31	6	26	165	9.2
03	WILLIAMS, Richie	22	21	607	27.6	45-105	.429	14-40	.350	47-66	.712	18	36	54	2.5	47	0	88	64	1	37	151	6.9
20	DAVIS, Trimaine	20	5	282	14.1	39-56	.696	0-1	.000	15-29	.517	13	31	44	2.2	38	1	6	14	10	2	93	4.7
50	CAMARA, Mohamed	21	5	270	12.9	24-42	.571	0-0	.000	7-25	.280	32	47	79	3.8	33	0	8	11	8	7	55	2.6
21	THOMAS, Matt	17	5	226	13.3	12-33	.364	0-2	.000	5-10	.500	11	16	27	1.6	10	0	25	14	3	9	29	1.7
00	HOERNER, Brett	11	0	78	7.1	10-20	.500	0-0	.000	6-9	.667	7	8	15	1.4	10	0	1	7	3	2	26	2.4
24	MCGRATH, Tim	9	0	56	6.2	2-14	.143	1-7	.143	0-0	.000	2	6	8	0.9	6	0	3	2	0	2	5	0.6
30	LAMB, Chris	5	0	8	1.6	2-2	1.000	0-0	.000	0-0	.000	0	0	0	0.0	4	0	0	0	1	0	4	0.8
TEAM												38 34		72 3.3								7	
SDSU TOTALS		22				580-1202 .483		154-364 .423		389-528 .737		277 512		789 35.9		349 8		306 330		63 177		1703 77.4	
OPPONENTS		22				531-1254 .423		125-407 .307		215-335 .642		256 411		667 30.3		439 13		284 343		66 150		1402 63.7	

SCORE BY PERIODS:	1st	2nd	OT	2OT	Total
SAN DIEGO STATE	828	865	10		1,703
OPPONENTS	660	733	9		1,402

Losses Only
Games: 8

No.	Player	GPGS	Min	Avg	TOTAL		3-PTS			REBOUNDS													
					FG-FGA	Pct	3FG-FGA	Pct	FT-FTA	Pct	Off	Def	Tot	Avg	PF	FO	A	TO	Blk	Stl	Pts	Avg	
01	HEATH, Brandon	8	8	278	34.8	47-113	.416	23-61	.377	12-14	.857	3	14	17	2.1	12	0	21	34	0	11	129	16.1
42	SLAUGHTER, Marcus	7	7	236	33.7	37-79	.468	0-0	.000	44-63	.698	36	43	79	11.3	22	0	14	28	9	5	118	16.9
15	SHARPER, John	8	0	199	24.9	21-57	.368	18-49	.367	8-11	.727	5	4	9	1.1	18	0	13	4	1	3	68	8.5
33	SPAIN, Kyle	7	7	196	28.0	26-59	.441	4-10	.400	12-21	.571	21	30	51	7.3	17	0	7	14	3	5	68	9.7
34	ABUKAR, Mohamed	4	3	109	27.3	20-44	.455	2-4	.500	12-14	.857	5	9	14	3.5	8	0	4	8	2	3	54	13.5
03	WILLIAMS, Richie	8	8	225	28.1	17-46	.370	2-13	.154	7-9	.778	4	15	19	2.4	18	0	27	20	1	14	43	5.4
50	CAMARA, Mohamed	8	4	150	18.8	11-21	.524	0-0	.000	4-15	.267	18	18	36	4.5	19	0	3	7	9	5	26	3.3
20	DAVIS, Trimaine	5	2	68	13.6	7-13	.538	0-0	.000	3-3	1.000	2	6	8	1.6	6	0	0	1	4	0	17	3.4
21	THOMAS, Matt	8	1	71	8.9	2-9	.222	0-0	.000	4-4	1.000	3	2	5	0.6	8	0	5	5	0	3	8	1.0
24	MCGRATH, Tim	5	0	41	8.2	0-2	.000	0-1	.000	4-7	.571	3	4	7	1.4	4	0	2	1	0	0	4	0.8
00	HOERNER, Brett	4	0	14	3.5	1-3	.333	0-0	.000	1-3	.333	1	1	2	0.5	5	0	0	1	2	0	3	0.8
30	LAMB, Chris	1	0	13	13.0	0-0	.000	0-0	.000	0-0	.000	0	0	0	0.0	2	0	0	1	1	1	0	0.0
TEAM												10 8		18 2.3								1	
SDSU TOTALS		8				189-446 .424		49-138 .355		111-164 .677		111 154		265 33.1		139 0		96 125		32 50		538 67.2	
OPPONENTS		8				222-457 .486		58-127 .457		108-149 .725		97 175		272 34.0		143 2		126 102		39 49		610 76.2	

SCORE BY PERIODS:	1st	2nd	OT	2OT	Total
SAN DIEGO STATE	254	284			538
OPPONENTS	274	336			610

2005-06 San Diego State Win/Loss Statistics

Home Games Only
Record: 13-2

No.	Player	GPGS	Min	Avg	TOTAL		3-PTS			REBOUNDS															
					FG-FGA	Pct	3FG-FGA	Pct	FT-FTA	Pct	Off	Def	Tot	Avg	PF	FO	A	TO	Blk	Stl	Pts	Avg			
01	HEATH, Brandon	15	15	514	34.3	79-195	.405	37-97	.381	52-60	.867	7	48	55	3.7	23	0	52	49	0	23	247	16.5		
42	SLAUGHTER, Marcus	13	12	419	32.2	60-134	.448	0-0	.000	87-107	.813	60	92	152	11.7	33	1	23	32	20	18	207	15.9		
15	SHARPER, John	15	1	387	25.8	51-112	.455	45-100	.450	9-10	.900	6	19	25	1.7	23	1	13	15	0	7	156	10.4		
34	ABUKAR, Mohamed	9	9	290	32.2	55-101	.545	0-6	.000	34-42	.810	14	21	35	3.9	21	0	9	13	6	10	144	16.0		
33	SPAIN, Kyle	13	11	311	23.9	45-85	.529	6-12	.500	35-49	.714	23	40	63	4.8	25	0	15	20	5	20	131	10.1		
03	WILLIAMS, Richie	15	14	433	28.9	31-67	.463	9-28	.321	39-50	.780	7	30	37	2.5	27	0	67	41	0	27	110	7.3		
20	DAVIS, Trimaine	13	3	192	14.8	26-38	.684	0-1	.000	7-20	.350	10	23	33	2.5	26	1	6	13	5	1	59	4.5		
50	CAMARA, Mohamed	14	6	188	13.4	18-34	.529	0-0	.000	5-16	.313	25	26	51	3.6	21	0	7	10	8	4	41	2.9		
00	HOERNER, Brett	8	0	65	8.1	9-17	.529	0-0	.000	6-9	.667	7	6	13	1.6	6	0	1	7	3	2	24	3.0		
21	THOMAS, Matt	11	4	130	11.8	4-17	.235	0-1	.000	7-11	.636	8	8	16	1.5	8	0	9	10	2	6	15	1.4		
24	MCGRATH, Tim	7	0	53	7.6	1-11	.091	0-5	.000	2-3	.667	3	8	11	1.6	3	0	3	3	0	2	4	0.6		
30	LAMB, Chris	5	0	18	3.6	2-2	1.000	0-0	.000	0-0	.000	0	0	0	0.0	5	0	0	1	2	1	4	0.8		
TEAM												25	18	43	2.9										
SDSU TOTALS		15			381-813	.469	97-250	.388	283-377	.751	195	339	534	35.6	221	3	205	217	51	121	1142	76.1			
OPPONENTS		15			369-863	.428	85-267	.318	130-194	.670	179	274	453	30.2	307	7	194	231	41	97	953	63.5			

SCORE BY PERIODS:	1st	2nd	OT	2OT	Total
SAN DIEGO STATE	559	583			1,142
OPPONENTS	444	509			953

Away/Neutral Games Only:
Record: 9-6

No.	Player	GPGS	Min	Avg	TOTAL		3-PTS			REBOUNDS															
					FG-FGA	Pct	3FG-FGA	Pct	FT-FTA	Pct	Off	Def	Tot	Avg	PF	FO	A	TO	Blk	Stl	Pts	Avg			
01	HEATH, Brandon	15	15	535	35.7	103-221	.466	54-117	.462	41-49	.837	9	31	40	2.7	28	1	54	66	1	23	301	20.1		
42	SLAUGHTER, Marcus	14	14	456	32.6	80-151	.530	0-1	.000	82-115	.713	51	89	140	10.0	49	2	28	44	11	14	242	17.3		
34	ABUKAR, Mohamed	10	9	283	28.3	50-108	.463	6-15	.400	27-34	.794	20	31	51	5.1	30	1	11	23	4	9	133	13.3		
15	SHARPER, John	15	2	381	25.4	36-92	.391	29-74	.392	13-15	.867	5	15	20	1.3	21	0	16	12	1	10	114	7.6		
33	SPAIN, Kyle	12	11	340	28.3	38-83	.458	9-16	.563	17-31	.548	31	48	79	6.6	25	1	13	25	4	11	102	8.5		
03	WILLIAMS, Richie	15	15	399	26.6	31-84	.369	7-25	.280	15-25	.600	15	21	36	2.4	38	0	48	43	2	24	84	5.6		
20	DAVIS, Trimaine	12	4	158	13.2	20-31	.645	0-0	.000	11-12	.917	5	14	19	1.6	18	0	0	2	9	1	51	4.3		
50	CAMARA, Mohamed	15	3	232	15.5	17-29	.586	0-0	.000	6-24	.250	25	39	64	4.3	31	0	4	8	9	8	40	2.7		
21	THOMAS, Matt	14	2	167	11.9	10-25	.400	0-1	.000	2-3	.667	6	10	16	1.1	10	0	21	9	1	6	22	1.6		
24	MCGRATH, Tim	7	0	44	6.3	1-5	.200	1-3	.333	2-4	.500	2	2	4	0.6	7	0	2	0	0	0	5	0.7		
00	HOERNER, Brett	7	0	27	3.9	2-6	.333	0-0	.000	1-3	.333	1	3	4	0.6	9	0	0	1	2	0	5	0.7		
30	LAMB, Chris	1	0	3	3.0	0-0	.000	0-0	.000	0-0	.000	0	0	0	0.0	1	0	0	0	0	0	0	0.0		
TEAM												23	24	47	3.1										
SDSU TOTALS		15			388-835	.465	106-252	.421	217-315	.689	193	327	520	34.7	267	5	197	238	44	106	1099	73.3			
OPPONENTS		15			384-848	.453	98-267	.367	193-290	.666	174	312	486	32.4	275	8	216	214	64	102	1059	70.6			

SCORE BY PERIODS:	1st	2nd	OT	2OT	Total
SAN DIEGO STATE	523	566	10		1,099
OPPONENTS	490	560	9		1,059

2005-06 Team Game-By-Game

Opponent	Site/Date	FG-FGA	Pct	3P-3PA	Pct	FT-FTA	Pct	Off-Def	Tot	PF	AT	TO	BS	ST	1st-2nd	Pts
SDSU	A	22-48	.458	3-12	.250	20-29	.690	9-35	44	11	9	22	4	4	31-36	67
at Alaska Fairbanks	11/17	23-61	.377	6-22	.273	3-8	.375	6-21	27	25	12	18	2	7	21-34	55
SDSU	N	25-53	.472	6-17	.353	7-13	.538	11-19	30	19	14	15	1	4	31-32	63
vs. Illinois-Chicago	11/19	26-59	.441	3-9	.333	11-18	.611	16-20	36	15	11	11	4	4	31-35	66
SDSU	N	28-46	.609	10-13	.769	13-19	.684	7-15	22	16	14	7	1	7	39-40	79
vs. So. Mississippi	11/20	18-43	.419	4-17	.235	11-16	.688	10-13	23	13	9	12	3	0	32-19	51
at SDSU	H	28-60	.467	7-18	.389	17-28	.607	21-17	38	20	14	14	6	7	43-37	80
Albany	11/26	17-49	.347	5-17	.294	14-21	.667	16-13	29	22	9	18	2	1	30-23	53
SDSU	A	27-62	.435	7-16	.438	19-30	.633	22-17	39	19	12	17	6	10	38-42	80
at San Diego	11/30	32-61	.525	11-21	.524	15-21	.714	14-19	33	23	21	15	4	4	35-55	90
at SDSU	H	30-67	.448	4-11	.364	24-26	.923	17-30	47	15	13	15	4	8	46-42	88
Pt. Loma Nazarene	12/3	28-66	.424	10-23	.435	11-14	.786	10-21	31	22	15	13	1	8	42-35	77
SDSU	A	22-53	.415	6-16	.375	14-17	.824	10-20	30	16	13	20	2	6	32-32	64
at California	12/6	29-57	.509	10-18	.556	14-18	.778	8-22	30	18	18	13	3	7	42-40	82
at SDSU	H	14-53	.264	2-17	.118	19-27	.704	16-23	39	16	8	16	4	4	27-22	49
Washington State	12/10	24-55	.436	2-6	.333	10-13	.769	8-28	36	22	16	12	8	8	21-39	60
at SDSU	H	26-54	.481	4-15	.267	10-20	.500	11-22	33	12	8	14	5	8	28-38	66
UC Santa Barbara	12/17	22-54	.407	5-16	.313	5-12	.417	12-21	33	16	13	19	4	2	18-36	54
at SDSU	H	20-44	.455	6-16	.375	12-21	.571	12-31	43	13	10	24	3	7	36-22	58
UMBC	12/20	19-60	.317	3-19	.158	4-11	.364	13-16	29	18	11	13	3	14	17-28	45
SDSU	A	22-58	.379	9-21	.429	12-25	.480	13-19	32	24	12	14	9	7	34-31	65
at Providence	12/27	24-60	.400	5-16	.313	27-35	.771	19-30	49	19	10	13	9	7	36-44	80
at SDSU	H	26-49	.531	10-18	.556	22-33	.667	12-30	42	17	14	23	6	10	42-42	84
Loyola Marymount	12/31	24-58	.414	5-17	.294	15-21	.714	9-16	25	25	14	20	2	8	30-38	68
at SDSU	H	30-57	.526	6-16	.375	17-19	.895	10-21	31	16	16	18	2	10	37-46	83
Colorado State	1/4	30-62	.484	7-20	.350	8-9	.889	10-17	27	17	20	18	3	10	32-43	75
SDSU	A	25-44	.568	7-14	.500	5-7	.714	8-19	27	11	13	15	3	2	23-39	62
at Air Force	1/7	22-45	.489	13-26	.500	8-10	.800	5-12	17	10	16	8	3	8	34-31	65
SDSU	A	25-50	.500	8-16	.500	14-20	.700	14-21	35	22	11	19	3	8	32-40	72
at Utah	1/11	24-50	.480	6-21	.286	13-22	.591	9-16	25	21	14	13	4	5	34-33	67
at SDSU	H	23-58	.397	6-15	.400	31-37	.838	15-27	42	17	13	12	5	10	32-51	83
UNLV	1/14	27-66	.409	7-26	.269	6-12	.500	15-22	37	24	15	15	5	5	38-29	67
SDSU	A	28-52	.538	6-14	.429	14-21	.667	14-30	44	21	16	24	2	10	34-42	76
at TCU	1/18	18-53	.340	4-20	.200	17-29	.586	9-14	23	18	13	14	2	16	22-35	57
at SDSU	H	31-60	.517	7-20	.350	19-24	.792	12-22	34	14	15	8	2	13	42-46	88
Brigham Young	1/21	22-59	.373	5-17	.294	12-15	.800	17-19	36	21	9	19	1	2	24-37	61
at SDSU	H	23-38	.605	9-13	.692	20-24	.833	5-18	23	10	16	18	2	6	43-32	75
New Mexico	1/25	28-55	.509	5-16	.313	8-9	.889	8-13	21	21	10	11	1	15	32-37	69
SDSU	A	25-70	.357	3-19	.158	25-32	.781	20-22	42	24	8	15	0	6	37-31-10	78
at Wyoming	1/28	28-61	.459	7-18	.389	14-29	.483	17-29	46	23	15	21	6	8	33-35-9	77
SDSU	A	30-47	.638	9-15	.600	16-20	.800	4-19	23	18	19	19	4	11	45-40	85
at Colorado State	2/4	30-57	.526	6-13	.462	15-17	.882	10-17	27	19	12	17	1	10	39-42	81
at SDSU	H	19-43	.442	2-16	.125	21-27	.778	12-21	33	13	14	11	0	6	27-34	61
Air Force	2/8	20-46	.435	5-20	.250	6-7	.857	5-15	20	20	11	11	0	7	27-24	51
at SDSU	H	22-51	.431	6-16	.375	15-19	.789	14-14	28	15	12	13	6	8	31-34	65
Utah	2/11	27-56	.482	6-15	.400	7-10	.700	18-16	34	17	12	14	3	6	34-33	67
SDSU	A	28-56	.500	10-19	.526	15-23	.652	10-28	38	17	14	18	3	7	42-39	81
at UNLV	2/16	25-67	.373	5-14	.357	15-18	.833	15-24	39	21	18	15	6	8	32-38	70
at SDSU	H	27-55	.491	10-19	.526	19-24	.792	11-17	28	16	14	11	1	6	35-48	83
TCU	2/18	25-54	.463	8-19	.421	13-20	.650	12-20	32	22	12	15	1	5	40-31	71

2005-06 Team Game-By-Game (cont.)

Opponent	Site/Date	FG-FGA	Pct	3P-3PA	Pct	FT-FTA	Pct	Off-Def	Tot	PF	AT	TO	BS	ST	1st-2nd	Pts
SDSU	A	32-72	.444	6-21	.286	20-26	.769	17-23	40	19	12	15	1	9	38-52	90
at Brigham Young	2/22	38-64	.594	8-16	.500	16-24	.667	9-28	37	19	22	16	5	5	41-59	100
SDSU	A	26-56	.464	11-22	.500	10-14	.714	10-22	32	14	17	11	3	7	31-42	73
at New Mexico	2/25	27-65	.415	6-25	.240	6-12	.500	17-23	40	16	14	11	2	8	31-35	66
at SDSU	H	28-59	.475	4-13	.308	31-39	.795	15-20	35	17	12	9	2	11	46-45	91
Wyoming	3/1	31-58	.534	4-11	.364	6-14	.429	12-18	30	26	11	20	6	1	24-48	72
at SDSU	H	34-65	.523	14-27	.519	6-9	.667	12-26	38	10	26	11	3	7	44-44	88
South Dakota State	3/3	25-65	.385	8-25	.320	5-6	.833	14-19	33	14	16	13	1	5	35-28	63
vs. SDSU	N	23-68	.338	5-17	.294	13-19	.684	24-18	42	16	13	7	2	8	36-28	64
Colorado State	3/9	20-45	.444	4-11	.364	8-13	.615	10-24	34	15	11	17	10	5	27-25	52
vs. SDSU	N															
Colorado State	3/9															

2005-06 Efficiency Ratings (Prior to Colorado State game)

The National Basketball Association uses a formula to rank the most efficient players in the league. The formula is efficiency = (PTS + REB + AST + STL + BLK) - ((FGA - FGM) + (FTA - FTM) + TO). Below are San Diego State's efficiency ratings for the 2005-06 season.

SEASON EFFICIENCY POINTS

Marcus Slaughter	.553
Brandon Heath	.423
Kyle Spain	.278
Mohamed Abukar	.250
Richie Williams	.231
John Sharper	.215
Mohamed Camara	.160
Trimaine Davis	.132
Matt Thomas	.055
Brett Hoerner	.029
Tim McGrath	.011
Chris Lamb	.006
TEAM TOTAL	2,343

SEASON EFFICIENCY POINTS PER MINUTE

Marcus Slaughter	.0659
Mohamed Abukar	.0466
Kyle Spain	.0446
Brandon Heath	.0417
TEAM AVERAGE	.0402
Mohamed Camara	.0388
Trimaine Davis	.0372
Brett Hoerner	.0315
Tim McGrath	.0299
John Sharper	.0287
Chris Lamb	.0286
Richie Williams	.0284
Matt Thomas	.0198

MWC EFFICIENCY POINTS

Marcus Slaughter	.361
Brandon Heath	.278
Mohamed Abukar	.236
Richie Williams	.136
Kyle Spain	.122
John Sharper	.117
Mohamed Camara	.049
Matt Thomas	.048
Trimaine Davis	.035
Tim McGrath	.012
Chris Lamb	.006
Brett Hoerner	.003
TEAM TOTAL	1,361

2005-06 Hockey +/- Ratings (Prior to Colorado State game)

Hockey +/- tracks the team score while the player is on the court (total points team scored while on the court-total points team allowed while on the court).

HOCKEY +/- POINTS

Brandon Heath	+189
Marcus Slaughter	+182
John Sharper	+174
Richie Williams	+164
Mohamed Abukar	+130
Mohamed Camara	+95
Kyle Spain	+79
Trimaine Davis	+36
Matt Thomas	+26
Tim McGrath	+12
Chris Lamb	+1
Brett Hoerner	-3
TEAM TOTAL	+217

HOCKEY +/- POINTS PER MINUTE

Mohamed Abukar	+0.242
Mohamed Camara	+0.231
John Sharper	+0.232
Marcus Slaughter	+0.217
Richie Williams	+0.202
Brandon Heath	+0.186
TEAM AVERAGE	+0.186
Kyle Spain	+0.127
Tim McGrath	+0.124
Trimaine Davis	+0.103
Matt Thomas	+0.094
Chris Lamb	+0.058
Brett Hoerner	-0.033

MWC HOCKEY +/- POINTS

Mohamed Abukar	+132
Marcus Slaughter	+132
Brandon Heath	+131
Richie Williams	+114
John Sharper	+93
Mohamed Camara	+37
Kyle Spain	+35
Chris Lamb	-1
Matt Thomas	-1
Brett Hoerner	-2
Tim McGrath	-5
Trimaine Davis	-15
TEAM TOTAL	+130

2005-06 Individual Game-By-Game (Points/Rebs./Asts.)

	00	1	3	15	20	21	24	30	33	34	42	50
Opponent	Brett Hoerner	Brandon Heath	Richie Williams	John Sharper	Trimaine Davis	Matt Thomas	Tim McGrath	Chris Lamb	Kyle Spain	Mohamed Abukar	Marcus Slaughter	Mohamed Camara
at Alaska Fairbanks	0/0/0	23/5/3*	7/4/4*	2/2/1*	13/3/0*	0/2/0	CD	CD	2/5/0		16/11/1*	4/6/0
vs. Illinois-Chicago	1/0/0	18/1/5*	7/2/1*	8/0/1	7/1/0*	0/0/0	2/2/1	CD	7/10/2*		9/5/4*	4/7/0
vs. Southern Mississippi	2/2/0	16/2/2*	3/1/3*	12/0/0	10/1/0*	2/3/7	3/1/0	0/0/0	11/3/0*		18/5/2*	2/3/0
ALBANY	4/1/0	20/2/1*	10/2/5*	11/3/0	6/4/4*	0/2/1	0/0/0	2/0/0	10/4/1*		16/15/2*	4/1/0
at San Diego	0/2/0	24/2/1*	0/1/6*	12/1/3	INJ	2/1/0	0/0/0	CD	9/8/0*		23/9/1*	10/10/1*
POINT LOMA NAZARENE	4/4/0	20/3/3*	4/2/4*	6/2/1	INJ	9/2/0	0/1/3	CD	15/9/0*		25/14/2*	5/8/0*
at California	0/0/0	8/1/1*	0/3/5*	15/1/1	INJ	4/1/2	0/1/1	CD	9/6/2*		22/13/1*	6/4/0*
WASHINGTON STATE	CD	2/3/2*	6/1/3*	7/2/0	INJ	0/1/0	2/4/0	0/0/0	6/8/2		26/17/1*	0/1/0
UC SANTA BARBARA	9/1/1	15/4/4*	1/1/0*	6/1/1	6/2/0	0/0/0	0/0/0	0/0/0	17/7/2*		2/3/0*	10/9/0*
MARYLAND-BALTIMORE CO.	0/1/0	11/4/3*	3/1/1	12/1/0	8/6/0*	2/3/4*	2/5/0	CD	16/9/1*		INJ	4/10/1*
at Providence	2/0/0	22/2/2*	2/4/0*	6/2/3	4/4/0*	0/0/2	CD	CD	18/8/1*	10/2/3	INJ	1/9/1*
LOYOLA MARYMOUNT	1/1/0	25/4/3*	16/7/6*	11/1/1	10/8/0	0/0/0	CD	CD	9/5/1*	10/7/2*	INJ	2/5/1*
COLORADO STATE	CD	22/1/1	8/2/6*	6/0/1	6/2/0	0/0/0	CD	CD	13/5/1*	22/1/1*	6/11/6*	0/6/0
at Air Force	CD	21/2/2	7/3/6*	3/0/2	4/2/0	0/0/0	0/0/0	CD	9/5/0*	8/4/0*	10/9/3*	0/1/0
at Utah	CD	21/6/8	4/2/4*	9/2/1	0/1/0	0/0/0	0/0/0	CD	4/7/0*	16/7/1*	14/1/0*	4/5/1
UNLV	CD	17/4/5	9/1/3*	11/2/1	0/2/0	CD	CD	CD	10/3/3*	8/3/1*	20/20/0*	8/3/0
at TCU	CD	19/3/3	16/2/3*	0/0/1	2/2/0	DNT	CD	CD	10/10/4*	6/5/1*	23/18/4*	0/0/0
BRIGHAM YOUNG	2/1/0	26/6/4	4/2/3*	16/2/2	2/0/0	CD	0/0/0	2/0/0	4/2/1*	15/5/0*	17/14/3*	0/0/2
NEW MEXICO	CD	10/6/6	5/1/3*	12/1/0	4/4/0	CD	CD	CD	14/4/2*	12/2/3*	18/4/2*	0/0/0
at Wyoming	CD	14/4/2	6/7/2*	4/2/1*	7/4/0	4/3/1	0/0/0	CD	TS	19/4/0*	24/13/2*	0/1/0
at Colorado State	CD	28/2/5	2/1/5*	11/2/0	2/0/0	4/1/5*	CD	CD	TS	13/4/1*	25/11/3*	0/0/0
AIR FORCE	CD	10/3/5	11/4/6*	3/5/2	3/1/0	0/1/0*	CD	CD	TS	18/2/0*	16/15/1*	CD
UTAH	CD	20/3/3	2/1/4*	9/1/2	0/0/0	2/2/1*	INJ	CD	TS	16/2/0*	13/14/1*	3/1/1
at UNLV	CD	25/2/7	0/0/2*	19/6/1*	0/0/0	2/1/2*	INJ	CD	TS	13/8/1*	15/3/0*	7/10/1
TCU	CD	20/1/4	13/2/6*	9/1/0*	0/0/1	0/1/0*	INJ	CD	5/4/0	17/7/1*	19/9/2*	0/2/0
at Brigham Young	CD	14/3/5	19/4/2*	8/2/12	2/1/0	0/0/0	CD	CD	10/6/0*	20/6/1*	15/12/3*	2/3/0
at New Mexico	CD	32/3/6	5/0/3*	2/0/0	0/0/0	0/0/1	CD	CD	8/5/1*	15/7/3*	11/11/3*	0/4/0
WYOMING	0/1/0	13/6/1	9/1/6*	11/3/2	0/0/0	CD	CD	CD	12/3/1*	26/6/1*	20/9/1*	0/2/0
SOUTH DAKOTA STATE	4/3/0	16/5/7*	9/9/11*	26/0/0*	14/4/1*	2/4/3	0/1/0	0/0/0	0/0/0	CD	9/7/2	8/3/2*
\`vs. Colorado State	CD	16/2/2*	6/2/6*	3/0/0	CD	4/4/1	CD	CD	5/6/3*	13/4/0*	17/19/1*	0/1/0
\`vs. UNLV												

* - Indicates starter. CD - Did Not Play-Coach's Decision. DNT - Did Not Travel. INJ - Did Not Play-Injured. TS - Team Suspension. * - Indicates Mountain West Conference Game. ` - 2006 Mountain West Conference Basketball Championship.

2005-06 Starting Lineups

SF	PF	C	SG	PG	W-L	Record As Starter	W-L
Sharper	Slaughter	Davis	Heath	Williams	1-0	Mohamed Abukar	15-3
Spain	Slaughter	Davis	Heath	Williams	2-1	Mohamed Camara	5-4
Spain	Slaughter	Camara	Heath	Williams	2-3	Trimaine Davis	5-2
Spain	Davis	Camara	Heath	Thomas	1-0	Brandon Heath	22-8
Spain	Davis	Camara	Heath	Williams	0-1	John Sharper	3-0
Spain	Abukar	Camara	Heath	Williams	1-0	Marcus Slaughter	19-7
Spain	Slaughter	Abukar	Heath	Williams	9-2	Kyle Spain	15-7
Sharper	Slaughter	Abukar	Heath	Williams	1-0	Matt Thomas	5-1
Thomas	Slaughter	Abukar	Heath	Williams	4-1	Richie Williams	21-8
Sharper	Davis	Camara	Heath	Williams	1-0		

2005-06 Superlatives

Individual

Category	San Diego State	Opponent
Points Scored	32 by Brandon Heath at New Mexico (2-25-06)	26 by Cory Lewis at Colorado State (2-4-06)
Field Goals	10 by Brandon Heath at New Mexico (2-25-06)	10 by Michael Harrison vs. Colorado State (3-9-06)
	10 by Brandon Heath at Colorado State (2-4-06)	10 by Steve Leven vs. New Mexico (1-25-06)
	10 by Mohamed Abukar vs. Colorado State (1-4-06)	
Field Goals Attempted	19 by Brandon Heath at New Mexico (2-25-06)	22 by Steve Leven vs. New Mexico (1-25-06)
Highest FG Percentage (min. 5 made)	100.0 (5-5) by Trimaime Davis vs. LMU (12-31-05)	100.0 (6-6) by Austin Ainge at Brigham Young (2-22-06)
Highest FG Percentage (min. 10 made)	83.3 (10-12) by Mohamed Abukar vs. Colorado St. (1-4-06)	58.8 (10-17) by Michael Harrison vs. Colorado State (3-9-06)
3-Point Field Goals Made	8 by John Sharper vs. South Dakota State (3-3-06)	6 by Ross DeRogatis at San Diego (11-30-05)
	8 by Brandon Heath at New Mexico (2-25-06)	
3-Point Field Goals Attempted	13 by Brandon Heath at New Mexico (2-25-06)	10 by Donnie McGrath at Providence (12-27-05)
		10 by Matt Benson vs. PLNU (13-3-05)
3-Point Field Goal Percentage (min. 4 made)	100.0 (4-4) by John Sharper vs. So. Mississippi (11-20-05)	100.0 (4-4) by Austin Ainge at Brigham Young (2-22-06)
3-Point Field Goal Percentage (min. 7 made)	66.7 (8-12) by John Sharper vs. South Dakota St.(3-3-06)	none
Free Throws	12 by Marcus Slaughter at Wyoming (1-28-06)	10 by Weyinmi Efejuku at Providence (12-27-05)
	12 by Marcus Slaughter vs. UNLV (1-14-06)	
	12 by Marcus Slaughter vs. Washington State (12-10-05)	
Free Throws Attempted	16 by Marcus Slaughter at Wyoming (1-28-06)	14 by Weyinmi Efejuku at Providence (12-27-05)
Free Throw Percentage (min. 5 made)	100.0 (9-9) by Marcus Slaughter vs. PLNU (12-3-05)	100.0 (6-6) by Judson Stubbs at TCU (1-18-06)
	100.0 (8-8) by Kyle Spain vs. Wyoming (3-1-06)	100.0 (6-6) by Geoff McDermott at Providence (12-27-05)
	100.0 (8-8) by Brandon Heath vs. PLNU (12-3-05)	100.0 (5-5) by Cory Lewis at Colorado State (2-4-06)
	100.0 (7-7) by Brandon Heath vs. BYU (1-21-06)	
	100.0 (6-6) by Richie Williams vs. Colorado St. (1-4-06)	
	1.000 (5-5) by Mohamed Abukar vs. TCU (1-18-06)	
Free Throw Percentage (min. 10 made)	85.7 (12-14) by Marcus Slaughter vs. UNLV (1-14-06)	71.4 (10-14) by Weyinmi Efejuku at Providence (12-27-05)
Offensive Rebounds	9 by Marcus Slaughter vs. Albany (11-26-05)	8 by Joel Box at New Mexico (2-25-06)
Defensive Rebounds	15 by Marcus Slaughter vs. UNLV (1-14-06)	8 by Justin Williams at Wyoming (1-28-06)
		8 by Randy Green vs. Washington State (12-10-05)
		8 by Justin Bourne at Alaska Fairbanks (11-17-05)
		8 by John Clarke vs. PLNU (12-3-05)
Total Rebounds	20 by Marcus Slaughter vs. UNLV (1-14-06)	13 by Joel Box at New Mexico (2-25-06)
Assists	9 by Richie Williams vs. South Dakota State (3-3-06)	7 by Justin Bourne at Alaska Fairbanks (11-17-05)
Blocked Shots	4 by Marcus Slaughter vs. Utah (2-11-06)	6 by Michael Harrison vs. Colorado State (3-9-06)
	4 by Trimaime Davis at Providence (12-27-05)	
Steals	5 by Richie Williams vs. Brigham Young (1-21-06)	6 by Mike Housman vs. UMBC (12-20-05)
	5 by Richie Williams vs. Loyola Marymount (12-31-05)	
	5 by Kyle Spain vs. UC Santa Barbara (12-17-05)	
Minutes Played	43 by John Sharper at Wyoming (1-28-06)	41 by Brandon Ewing at Wyoming (1-28-06)

Team

SDSU High	SDSU Low	Category	Opponent High	Opponent Low
91 vs. Wyoming (3-1-06)	49 vs. Wash. St. (12-10-05)	Points Scored	100 at Brigham Young (2-22-06)	45 vs. UMBC (12-20-05)
34 vs. South Dakota St. (3-3-06)	14 vs. Wash. St. (12-10-05)	Field Goals	38 at Brigham Young (2-22-06)	17 vs. Albany (11-26-05)
72 at Brigham Young (2-22-06)	38 vs. New Mexico (1-25-06)	Field Goals Attempted	71 at Wyoming (1-28-06)	43 vs. Southern Miss. (11-20-05)
63.8 at Colorado State (2-4-06)	26.4 vs. Wash. St. (12-10-05)	FG Percentage	59.4 at Brigham Young (2-22-06)	31.7 vs. UMBC (12-20-05)
14 vs. South Dakota St. (3-3-06)	2 vs. Wash. St./vs. Air Force	3-Point Field Goals Made	13 at Air Force (1-7-06)	2 vs. Wash. St. (12-10-05)
27 vs. South Dakota St. (3-3-06)	12 at Alaska Fair. (11-17-05)	3-Point Field Goals Attempted	26 at Air Force/vs. UNLV	6 vs. Wash. St. (12-10-05)
76.9 vs. Southern Miss. (11-20-05)*	11.8 vs. Wash. St. (12-10-05)	3-Point Field Goal Percentage	55.6 at California (12-6-05)	15.8 vs. UMBC (12-20-05)
31 vs. UNLV/vs. Wyoming	5 at Air Force (1-7-06)	Free Throws Made	27 at Providence (12-27-05)	3 at Alaska Fairbanks (11-17-05)
39 vs. Wyoming (3-1-06)	7 at Air Force (1-7-06)	Free Throws Attempted	35 at Providence (12-27-05)	6 vs. South Dakota St. (3-3-06)
92.3 vs. PLNU (12-3-05)	48.0 at Providence (12-27-05)	Free Throw Percentage	88.9 vs. CSU/vs. UNM	36.4 vs. UMBC (12-20-05)
24 vs. Colorado State (3-9-06)	4 at Colorado State (2-4-06)	Offensive Rebounds	19 at Providence (12-27-05)	5 at Air Force/vs. Air Force
35 at Alaska Fairbanks (11-17-05)	14 vs. Utah (2-11-06)	Defensive Rebounds	30 at Providence (12-27-05)	12 at Air Force (1-7-06)
47 vs. PLNU (12-3-05)	22 vs. Southern Miss. (11-20-05)	Total Rebounds	49 at Providence (12-27-05)	17 at Air Force (1-7-06)
24 at Providence/at Wyoming	10 vs. New Mexico/vs. SDSU	Fouls	26 vs. Wyoming (3-1-06)	10 at Air Force (1-7-06)
2 at Utah (1-11-06)	0 - several times	Fouled Out	2 vs. LMU/at Wyoming/at UNLV	0 - several times
19 at Colorado State (2-4-06)	8 vs. Wash. St./vs. UCSB/at Wyoming	Assists	22 at Brigham Young (2-22-06)	9 - three times
24 vs. UMBC/at TCU	7 vs. Southern Miss. /vs. Colorado St.	Turnovers	21 at Wyoming (1-28-06)	8 at Air Force (1-7-06)
9 at Providence (12-27-05)	0 at Wyoming/vs. Air Force	Blocked Shots	10 vs. Colorado State (3-9-06)	0 vs. Air Force (2-8-06)
13 vs. Brigham Young (1-21-06)	2 at Air Force (1-7-06)	Steals	16 at TCU (1-18-06)	0 vs. Southern Miss. (11-20-05)
52 at Brigham Young, 2nd (2-22-06)	22 vs. Wash. St., 2nd (12-10-05)	Points/Half	59 at Brigham Young, 2nd (2-22-06)	17 vs. UMBC, 1st (12-20-05)
73.1 at Colorado State, 1st (2-4-06)	17.9 vs. Wash. St., 2nd (12-10-05)	FG Percentage/Half	75.9 at BYU, 2nd (2-22-06)	25.0 vs. So. Miss., 2nd (11-20-05)
5 - six times	1 vs. Ill.-Chicago/vs. WSU	Double-Figure Scorers	6 at Brigham Young (2-22-06)	2 - seven times

* - Indicates school record.

Season and Career Highs

► 00 • BRETT HOERNER

	Career
Points	9 vs. UC Santa Barbara, 12-17-05
Rebounds	4 vs. PLNU, 12-3-05
Assists	1 vs. UC Santa Barbara, 12-17-05
Steals	2 vs. UC Santa Barbara, 12-17-05
Blocked Shots	2 vs. Albany, 11-26-05
Minutes	14 - two times

► 1 • BRANDON HEATH

	Season	Career
Points	32 at New Mexico, 2-25-06	37 at UNLV, 1-15-05
Rebounds	6 - three times	9 vs. Monmouth, 11-22-04
Assists	8 at Utah, 1-11-06	9 vs. UCSD, 11-27-04
Steals	4 vs. Wyoming, 3-1-06	5 vs. UCSD, 11-27-04
Blocked Shots	1 at Utah, 1-11-06	1 - four times
Minutes	41 at Wyoming, 1-28-06	43 at Colorado St., 1-24-04

► 3 • RICHIE WILLIAMS

	Career
Points	19 at BYU, 2-22-06
Rebounds	9 vs. SDSU, 3-3-06
Assists	11 vs. SDSU, 3-3-06
Steals	5 - two times
Blocked Shots	0
Minutes	38 - two times

► 15 • JOHN SHARPER

	Season	Career
Points	26 vs. SDSU, 3-3-06	26 vs. SDSU, 3-3-06
Rebounds	6 at UNLV, 2-16-06	6 at UNLV, 2-16-06
Assists	3 - two times	4 - two times
Steals	2 - two times	3 - five times
Blocked Shots	1 at San Diego, 11-30-05	1 at USD, 11-30-05
Minutes	43 at Wyoming, 1-28-06	43 at Wyoming, 1-28-06

► 20 • TRIMAINÉ DAVIS

	Season	Career
Points	14 vs. SDSU, 3-3-06	14 vs. SDSU, 3-3-06
Rebounds	8 vs. LMU, 12-31-05	8 - two times
Assists	4 vs. Albany, 11-26-05	4 vs. Albany, 11-26-05
Steals	0	2 - two times
Blocked Shots	4 at Providence, 12-27-05	4 at Providence, 12-27-05
Minutes	32 at UAF, 11-17-05	32 - two times

► 21 • MATT THOMAS

	Season	Career
Points	9 vs. PLNU, 12-3-05	20 vs. Air Force, 2-28-05
Rebounds	4 - two times	10 vs. UNLV, 2-12-05
Assists	7 vs. So. Miss., 11-20-05	7 vs. So. Miss., 11-20-05
Steals	3 vs. UMBC, 12-20-05	4 - two times
Blocked Shots	2 vs. UCSB, 12-17-05	2 vs. UCSB, 12-17-05
Minutes	29 vs. So. Miss., 11-20-05	40 vs. UNLV, 2-12-05

► 24 • TIM McGRATH

	Season
Points	3 vs. So. Mississippi, 11-20-05
Rebounds	5 vs. UMBC, 12-20-05
Assists	3 vs. PLNU, 12-3-05
Steals	1 - two times
Blocked Shots	0
Minutes	15 vs. PLNU, 12-3-05

► 30 • CHRIS LAMB

	Season
Points	2 - two times
Rebounds	0
Assists	0
Steals	1 vs. Washington State, 12-10-05
Blocked Shots	1 - two times
Minutes	3 vs. So. Mississippi, 11-20-05

► 33 • KYLE SPAIN

	Season
Points	18 at Providence, 12-27-05
Rebounds	10 vs. Ill.-Chicago, 11-19-05
Assists	3 vs. UNLV, 1-14-06
Steals	5 vs. UC Santa Barbara, 12-17-05
Blocked Shots	2 - two times
Minutes	32 - two times

► 34 • MOHAMED ABUKAR

	Season	Career
Points	26 vs. Wyoming, 3-1-06	26 vs. Wyoming, 3-1-06
Rebounds	8 at UNLV, 2-16-06	8 at UNLV, 2-16-06
Assists	3 - three times	5 vs. N'earstern, 12-22-03
Steals	3 - two times	3 - two times
Blocked Shots	2 - three times	3 vs. EKV, 12-27-03
Minutes	37 vs. Air Force, 2-8-06	37 vs. Air Force, 2-8-06

► 42 • MARCUS SLAUGHTER

	Season	Career
Points	26 vs. WSU, 12-10-05	28 vs. UCSB, 11-19-04
Rebounds	20 vs. UNLV, 1-14-06	20 vs. UNLV, 1-14-06
Assists	6 vs. CSU, 1-4-06	6 vs. CSU, 1-4-06
Steals	3 vs. SDSU, 3-3-06	5 at UNM, 2-28-04
Blocked Shots	5 vs. UNLV, 1-14-06	5 vs. UNLV, 1-14-06
Minutes	40 at New Mexico, 2-25-06	41 vs. UCSB, 11-19-04

► 50 • MOHAMED CAMARA

	Season	Career
Points	10 - two times	10 - two times
Rebounds	10 - three times	13 vs. Providence, 12-31-04
Assists	2 vs. SDSU, 3-3-06	3 vs. CSU, 1-24-05
Steals	3 at California, 12-6-05	3 - two times
Blocked Shots	3 - two times	3 - three times
Minutes	31 vs. UCSB, 12-17-05	31 - three times

2005-06 Game-By-Game Miscellaneous Leaders

Date	Opponent	SDSU Result	Efficiency	Hockey +/-	PRA	Playing Time
Nov. 17	at Alaska Fairbanks~	W 67-55	Heath+18	Slaughter+26	Heath31	Williams33:59
Nov. 19	vs. Illinois-Chicago~	L 63-66	Spain+12	Camara+6	Heath24	Heath33:43
Nov. 20	vs. Southern Miss~	W 79-51	Slaughter+16	Camara/Slaughter +26	Slaughter25	Slaughter32:11
Nov. 26	ALBANY	W 80-53	Slaughter+19	Heath+26	Slaughter33	Heath32:57
Nov. 30	at San Diego	L 80-90	Camara/Slaughter ..+18	Sharper+7	Slaughter33	Heath35:40
Dec. 3	POINT LOMA NAZARENE	W 88-77	Slaughter+37	Williams+18	Slaughter41	Slaughter33:07
Dec. 6	at California	L 64-82	Slaughter+27	McGrath+7	Slaughter36	Slaughter33:47
Dec. 10	WASHINGTON STATE#	L 49-60	Slaughter+30	Spain+2	Slaughter44	Slaughter38:30
Dec. 17	UC SANTA BARBARA	W 66-54	Spain+24	Camara+17	Spain26	Camara31:03
Dec. 20	UMBC	W 58-45	Spain+18	Camara/Davis/Thomas +11	Spain26	Heath32:46
Dec. 27	at Providence	L 65-80	Spain+20	Camara-6	Spain27	Heath35:19
Dec. 31	LOYOLA MARYMOUNT	W 84-68	Williams+28	Heath+20	Heath32	Williams38:22
Jan. 4	COLORADO STATE*	W 83-75	Abukar+20	Williams+16	Abukar/Heath24	Heath35:58
Jan. 7	at Air Force*	L 62-65	Slaughter+21	Abukar+8	Heath25	Heath39:29
Jan. 11	at Utah*	W 72-67	Heath+26	Heath+11	Heath35	Heath38:13
Jan. 14	UNLV*	W 83-67	Slaughter+35	Camara+21	Slaughter40	Slaughter36:45
Jan. 18	at TCU*	W 76-57	Slaughter+40	Williams+26	Slaughter45	Williams38:19
Jan. 21	BRIGHAM YOUNG*	W 88-61	Slaughter+30	Heath+27	Heath36	Heath34:22
Jan. 25	NEW MEXICO*	W 75-69	Spain+19	Sharper+11	Slaughter24	Slaughter37:46
Jan. 28	at Wyoming*	W-ot 78-77	Slaughter+25	Camara+7	Slaughter39	Heath41:52
Feb. 4	at Colorado State*	W 85-81	Slaughter+35	Sharper+11	Slaughter39	Heath40:00
Feb. 8	AIR FORCE*	W 61-51	Slaughter+22	Sharper+17	Slaughter32	Williams37:12
Feb. 11	UTAH*	L 65-67	Slaughter+20	Sharper+3	Slaughter28	Slaughter37:31
Feb. 16	at UNLV*	W 81-70	Sharper+24	Thomas+20	Heath34	Heath39:38
Feb. 18	TCU*	W 83-71	Slaughter+24	Abukar+24	Slaughter30	Heath38:56
Feb. 22	at Brigham Young*	L 90-100	Williams+22	Sharper+6	Slaughter30	Heath38:56
Feb. 25	at New Mexico*	W 73-66	Heath+30	Williams+9	Heath41	Slaughter40:00
Mar. 1	WYOMING*	W 91-72	Abukar/Slaughter ..+24	Williams+23	Abukar33	Williams36:07
Mar. 3	SOUTH DAKOTA STATE	W 88-63	Sharper+22	Sharper+25	Williams29	Sharper35:27
Mar. 9	vs. Colorado State`	W 64-52	Slaughter+28	Slaughter37
Mar. 10	vs. UNLV					

* - Indicates Mountain West Conference Game. ~ - BP Top of the World Classic. # - San Diego SLAM. ` - 2006 Mountain West Conference Basketball Championship.

Individual Game Win Share Champion: at Alaska Fairbanks - Marcus Slaughter .3455; vs. Illinois-Chicago - Mohamed Camara .2820; vs. Southern Mississippi - Marcus Slaughter .1808; Albany - Marcus Slaughter .1858; at San Diego - John Sharper .1649; Point Loma Nazarene - Marcus Slaughter .2506; at California: - Marcus Slaughter 10.66; Washington State - Marcus Slaughter .3028; UC Santa Barbara - Kyle Spain .3071; Maryland-Baltimore County - Kyle Spain .2014; at Providence - Kyle Spain .0973; Loyola Marymount - Richie Williams .2599; Colorado State - Marcus Slaughter .2718; at Air Force - Marcus Slaughter .1500; at Utah - Brandon Heath .3888; UNLV - Marcus Slaughter .2323; at TCU - Marcus Slaughter .3510; Brigham Young - Marcus Slaughter .2339; New Mexico - John Sharper .2429; at Wyoming - Mohamed Camara .6921; at Colorado State - John Sharper .3300; Air Force - Marcus Slaughter .3149; Utah - John Sharper .2080; at UNLV - Brandon Heath .2111; TCU - Mohamed Abukar .3149; TCU - John Sharper .0998; at New Mexico - Brandon Heath .2336; Wyoming - Marcus Slaughter .2317; South Dakota State - John Sharper .1957.

Games Led Individual Win Share: Marcus Slaughter 13, John Sharper 6, Brandon Heath 3, Kyle Spain 3, Mohamed Camara 2, Mohamed Abukar 1, Richie Williams 1.

2005-06 Win Share Ratings (Prior to the Colorado State game)

WIN SHARES

Brandon Heath+4.1773
Marcus Slaughter+3.9759
Mohamed Abukar+3.0921
John Sharper+2.8866
Mohamed Camara+2.4775
Kyle Spain+2.3149
Richie Williams+1.5175
Trimaime Davis+0.4677
Matt Thomas+0.1353
Brett Hoerner+0.0473
Chris Lamb+0.0401
Tim McGrath-0.1322
TEAM TOTAL+21.0000

MWC WIN SHARES

Brandon Heath+3.0178
Mohamed Abukar+2.8761
Marcus Slaughter+2.5999
John Sharper+1.9248
Mohamed Camara+1.3105
Richie Williams+0.9918
Kyle Spain+0.9311
Matt Thomas+0.0378
Chris Lamb+0.0055
Brett Hoerner+0.0048
Trimaime Davis-0.3176
Tim McGrath-0.4464
TEAM TOTAL+13.0000

2005-06 Biggest Leads/Time in Lead

Date	Opponent	SDSU Result	SDSU Big Opp Big			Ties	LC	SDSU in			Opp in	Tied	Paint		Off TOs		2nd Ch.		Bench
			Lead	Lead	Lead			Lead	Lead	SD			Opp	SD	Opp	SD	Opp	SD	
Nov. 17	at Alaska Fairbanks~	W 67-55	13	0	0	0	39:34	0:00	0:26	30	16	13	14	12	7	6	16		
Nov. 19	vs. Illinois-Chicago~	L 63-66	3	10	14	18	8:47	22:30	8:43	32	28	14	14	10	19	15	20		
Nov. 20	vs. Southern Mississippi~	W 79-51	30	7	4	9	26:37	11:42	1:41	34	16	26	5	13	11	21	25		
Nov. 26	ALBANY	W 80-53	28	1	0	2	39:28	0:10	0:22	36	16	20	7	22	13	18	20		
Nov. 30	at San Diego	L 80-90	7	14	1	2	5:44	32:43	1:33	30	30	25	24	18	15	14	22		
Dec. 3	POINT LOMA NAZARENE	W 88-77	14	9	2	6	28:05	11:30	0:25	42	20	14	15	20	11	19	23		
Dec. 6	at California	L 64-82	4	24	2	4	0:44	37:14	2:02	28	32	13	26	12	12	19	16		
Dec. 10	WASHINGTON STATE#	L 49-60	7	13	5	8	20:21	15:01	4:38	18	18	13	14	14	10	9	28		
Dec. 17	UC SANTA BARBARA	W 66-54	14	0	0	0	39:44	0:00	0:16	34	24	20	9	10	9	21	23		
Dec. 20	UMBC	W 58-45	22	1	1	4	36:18	3:07	0:35	24	24	11	18	11	13	17	4		
Dec. 27	at Providence	L 65-80	13	17	4	3	14:55	20:53	4:12	20	24	19	20	7	20	18	33		
Dec. 31	LOYOLA MARYMOUNT	W 84-68	19	7	3	4	30:37	7:18	2:05	24	22	22	18	15	7	22	11		
Jan. 4	COLORADO STATE*	W 83-75	17	3	1	1	37:43	1:08	1:09	36	36	19	20	10	8	12	28		
Jan. 7	at Air Force*	L 62-65	8	13	2	5	23:43	14:55	1:22	22	10	13	21	13	7	7	6		
Jan. 11	at Utah*	W 72-67	7	13	3	4	14:00	24:30	1:30	22	26	18	20	14	4	11	6		
Jan. 14	UNLV*	W 83-67	19	8	7	4	17:08	19:34	3:18	22	26	17	13	17	7	19	26		
Jan. 18	at TCU*	W 76-57	22	0	1	0	39:00	0:00	1:00	38	20	17	21	17	8	2	3		
Jan. 21	BRIGHAM YOUNG*	W 88-61	29	3	3	1	35:43	1:15	3:02	36	30	22	5	18	16	22	14		
Jan. 25	NEW MEXICO*	W 75-69	15	3	7	4	34:39	1:45	3:36	22	42	16	31	6	11	16	10		
Jan. 28	at Wyoming*	W-ot 78-77	6	4	16	21	25:22	14:24	5:14	32	32	7	14	22	13	11	16		
Feb. 4	at Colorado State*	W 85-81	15	7	3	2	31:30	7:33	0:57	26	38	26	22	6	9	13	20		
Feb. 8	AIR FORCE*	W 61-51	13	4	5	7	28:31	9:01	2:28	18	26	11	13	12	8	6	9		
Feb. 11	UTAH*	L 65-67	5	12	5	7	7:25	27:36	4:59	18	34	14	16	14	17	12	13		
Feb. 16	at UNLV*	W 81-70	17	2	1	1	38:24	1:00	0:36	32	34	15	19	10	16	6	4		
Feb. 18	TCU*	W 83-71	12	11	5	4	21:02	16:37	2:21	26	28	24	12	13	6	14	22		
Feb. 22	at Brigham Young*	L 90-100	6	12	4	10	12:27	25:16	2:17	28	42	24	21	18	16	12	43		
Feb. 25	at New Mexico*	W 73-66	12	6	7	7	23:35	12:04	4:21	28	36	18	13	10	23	2	19		
Mar. 1	WYOMING*	W 91-72	30	3	3	11	32:24	2:58	4:38	36	42	23	4	10	11	6	4		
Mar. 3	SOUTH DAKOTA STATE	W 88-63	26	3	3	3	34:18	3:27	2:15	36	22	21	7	13	12	15	9		
Mar. 9	vs. Colorado State`	W 64-52	16	0	0	0	38:54	0:00	1:06	24	22	21	5	18	14	7	5		

* - Indicates Mountain West Conference Game. ~ - BP Top of the World Classic. # - San Diego SLAM. ` - 2006 Mountain West Conference Basketball Championship.

Free Throw Superlatives

	FREE THROWS MADE STREAKS			FINAL 4 MINUTES	
	ACTIVE	SEASON	CAREER	FTM-FTA	PCT.
Mohamed Abukar	0	12	12	15-17	88.2
Mohamed Camara	0	2	2	2-6	33.3
Trimaine Davis	1	6	6	5-8	62.5
Brandon Heath	3	12	21	21-25	84.0
Brett Hoerner	0	5	5	0-0	
Chris Lamb	0	0	0	0-0	
Tim McGrath	2	2	2	0-0	
John Sharper	17	17	17	7-8	87.5
Marcus Slaughter	2	14	14	24-30	80.0
Kyle Spain	0	9	9	7-10	70.0
Matt Thomas	4	4	13	3-4	75.0
Richie Williams	0	10	10	20-27	74.1
SDSU TOTALS				104-135	77.0p

2005-06 Offensive Leaders

Player	GP-GS	10+Pts.	20+Pts.	30+Pts.	10+Rebs.	15+Rebs.	10+Ast.	Double-Double	Led SDSU In (includes ties)				Personal	
									Pts.	Rebs.	Ast.	Efficiency	Win Share	W-L-T
Mohamed Abukar	19-18	16	3	0	0	0	0	0	4	1	1	2	1	15-3
Mohamed Camara	29-9	2	0	0	3	0	0	1	0	5	0	1	2	17-8-3
Trimaine Davis	25-7	4	0	0	0	0	0	0	0	1	0	0	0	14-11
Brandon Heath	30-30	28	15	1	0	0	0	0	15	1	11	3	3	22-6-1
Brett Hoerner	15-0	0	0	0	0	0	0	0	0	0	0	0	0	7-8
Chris Lamb	6-0	0	0	0	0	0	0	0	0	0	0	0	0	3-2-1
Tim McGrath	14-0	0	0	0	0	0	0	0	0	0	0	0	0	8-6
John Sharper	30-3	13	1	0	0	0	0	0	1	0	1	2	6	20-7-2
Marcus Slaughter	27-26	23	9	0	16	6	0	15	9	20	3	18	13	18-6-2
Kyle Spain	25-22	12	0	0	2	0	0	1	2	2	1	4	3	18-6
Matt Thomas	25-6	0	0	0	0	0	0	0	0	0	3	0	0	13-11
Richie Williams	30-29	6	0	0	0	0	1	0	0	1	17	2	1	17-11-1

Career Offensive Leaders

Player	GP	GS	10+Pts.	20+Pts.	30+Pts.	10+Rebs.	15+Rebs.	10+Ast.	Double-Double	Led SDSU In (includes ties)			
										Pts.	Rebs.	Ast.	Efficiency
Mohamed Abukar	56	18	19	4	0	0	0	0	0	4	1	1	2
Mohamed Camara	58	30	2	0	0	4	0	0	1	0	8	0	1
Trimaine Davis	95	13	9	0	0	0	0	0	0	0	2	1	0
Brandon Heath	89	84	76	36	3	0	0	0	0	39	4	31	14
Brett Hoerner	15	0	0	0	0	0	0	0	0	0	0	0	0
Chris Lamb	6	0	0	0	0	0	0	0	0	0	0	0	0
Tim McGrath	14	0	0	0	0	0	0	0	0	0	0	0	0
John Sharper	116	28	17	1	0	0	0	0	0	1	0	5	2
Marcus Slaughter	84	71	58	17	0	30	8	0	27	22	51	5	37
Kyle Spain	25	22	12	0	0	2	0	0	1	2	3	1	4
Matt Thomas	54	17	7	1	0	1	0	0	1	2	2	7	2
Richie Williams	30	29	6	0	0	0	0	1	0	0	1	17	2

Current/Career High Offensive Leaders

Player	Current		Career		Current		Career		Current Streaks			Career Long Streaks		
	GP Strk	Last GP/DNP	Lg GP	GS Strk	Last GS/DNS	Lg GS	10+Pts.	20+Pts.	10+Rebs.	10+Pts.	20+Pts.	10+Rebs.		
Mohamed Abukar	1	GP-3/1/06	29	1	DNS-3/3/06	18	12	0	0	12	0	0		
Mohamed Camara	8	DNP-2/8/06	50	0	GS-3/3/06	8	0	0	0	1	0	1		
Trimaine Davis	0	GP-3/3/06	33	0	GS-3/3/06	4	0	0	0	2	0	0		
Brandon Heath	89	DNP-3/21/03	89	49	DNS-12/21/04	49	22	0	0	22	5	0		
Brett Hoerner	0	GP-3/3/06	7	0	GS-none	0	0	0	0	0	0	0		
Chris Lamb	0	GP-3/3/06	2	0	GS-none	0	0	0	0	0	0	0		
Tim McGrath	0	GP-3/3/06	9	0	GS-none	0	0	0	0	0	0	0		
John Sharper	82	DNP-12/6/03	82	0	GS-3/3/06	9	0	0	0	3	1	0		
Marcus Slaughter	18	DNP-12/31/05	55	1	DNS-3/3/06	42	1	0	1	28	4	4		
Kyle Spain	6	DNP-2/16/06	19	1	DNS-3/3/06	18	0	0	0	3	0	1		
Matt Thomas	2	DNP-3/1/06	45	0	GS-2/15/06	8	0	0	0	2	1	1		
Richie Williams	30	DNP-3/11/05	30	20	DNS-3/11/05	20	0	0	0	0	0	0		

2005-06 Miscellaneous Statistics

San Diego State's Record When...			
Category	2005-06 Season	Fisher Era	SDSU Streak
Home	13-2	71-39	Won 3
Away	7-5	25-60	Won 1
Neutral	2-1	7-6	Won 2
Scoring First	13-4		Won 2
Opponent Scores First	9-4		Won 3
Leading at Half	17-2	76-22	Won 13
Trailing at Half	3-5	22-82	Lost 1
Tied at Half	2-1	5-1	Won 2
Leading with 5:00 Left	22-1		Won 21
Trailing with 5:00 Left	0-7		Lost 15
Tied with 5:00 Left	0-0		Lost 1
In Overtime	1-0	2-12	Won 1
SDSU Outrebounds Opp.	14-4	68-39	Won 3
SDSU is Outrebounded	7-3	33-63	Won 3
Opp. Commits More TOs	10-2	60-31	Won 3
SDSU Commits More TOs	9-6	36-67	Won 5
SDSU More FT Attempts	20-4	73-37	Won 4
Opp. More FT Attempts	2-4	27-68	Won 2
SDSU Shoots Better than Opp.	18-2	82-22	Won 10
Opp. Shoots Better than SDSU	4-6	19-82	Won 2
SDSU Shoots 50% or Better	10-1	39-11	Won 7
SDSU Shoots 40-50%	9-5	52-47	Won 2
SDSU Shoots 40% or Less	3-2	12-47	Won 3
Opp. Shoots 50% or Better	3-2	13-33	Won 3
Opp. Shoots 40-50%	12-5	48-64	Won 2
Opp. Shoots 40% or Less	7-1	43-7	Won 4
SDSU Bench Outscores Opp.	10-2	54-40	Won 8
Opp. Bench Outscores SDSU	12-5	47-60	Won 2
SDSU Scores Less Than 60	1-1	4-30	Won 1
SDSU Scores Between 60-69	4-5	25-44	Won 1
SDSU Scores Between 70-79	6-0	36-17	Won 7
SDSU Scores Between 80-89	10-1	30-12	Won 9
SDSU Scores Between 90-99	1-1	8-2	Won 1
SDSU Scores 100+	0-0	0-0	Won 23
Opp. Scores Less Than 60	8-0	37-4	Won 13
Opp. Scores Between 60-69	7-4	39-21	Won 2
Opp. Scores Between 70-79	6-0	26-39	Won 6
Opp. Scores Between 80-89	1-2	1-24	Won 1
Opp. Scores Between 90-99	0-1	0-14	Lost 24
Opp. Scores 100+	0-1	0-3	Lost 9
Wearing Black	6-2		Won 6
Wearing Gold	0-1		Lost 1
Wearing Red	10-3		Won 2
Wearing White	6-2		Won 2
On Monday	0-0		Lost 2
On Tuesday	1-2		Lost 1
On Wednesday	6-2		Won 1
On Thursday	3-0		Won 4
On Friday	1-0		Won 1
On Saturday	10-4		Won 2
On Sunday	1-0		Won 1
In November	3-2		Lost 1
In December	4-3		Won 1
In January	7-1		Won 6
In February	5-2		Won 1
In March	3-0		Won 3

LEADS AND DEFICITS

SDSU Biggest Halftime Lead	22 vs. Wyoming (3-1-06)
SDSU Biggest Halftime Lead Lost	6 vs. Washington State (12-10-05)
SDSU Biggest Halftime Lead Lost in a Loss	6 vs. Washington State (12-10-05)
SDSU Biggest Halftime Deficit	11 at Air Force (1-7-06)
SDSU Biggest Halftime Deficit Overcome	11 at Air Force (1-7-06)
SDSU Biggest Halftime Deficit Overcome for Victory	6 vs. UNLV (1-14-06)
SDSU Biggest Lead	30 vs. So. Miss and vs. Wyoming
SDSU Biggest Lead Lost	13 at Providence (12-27-05)
SDSU Biggest Lead Lost in a Loss	13 at Providence (12-27-05)
SDSU Biggest Deficit	24 at California (12-6-05)
SDSU Biggest Deficit Overcome	13 at AFA (1-7-06)/at Utah (1-11-06)
SDSU Biggest Deficit Overcome for Victory	13 at Utah (1-11-06)

DUNKS

	SEASON
Marcus Slaughter	.31
Trimaine Davis	.13
Kyle Spain	.13
Mohamed Camara	.4
Mohamed Abukar	.3
Brandon Heath	.1
Brett Hoerner	.1
TOTAL	.66

TOP SCORING PERFORMANCES

32, Brandon Heath at New Mexico (2-25-06)
28, Brandon Heath at Colorado State (2-4-06)
26, John Sharper vs. South Dakota State (3-3-06)
26, Mohamed Abukar vs. Wyoming (3-1-06)
26, Brandon Heath vs. Brigham Young (1-21-06)
26, Marcus Slaughter vs. Washington St. (12-10-05)
25, Brandon Heath at UNLV (2-16-06)
25, Marcus Slaughter at Colorado State (2-4-06)
25, Brandon Heath vs. LMU (12-31-05)
25, Marcus Slaughter vs. PLNU (12-3-05)
24, Marcus Slaughter at Wyoming (1-28-06)
24, Brandon Heath at San Diego (11-30-05)

TOP REBOUNDING PERFORMANCES

20, Marcus Slaughter vs. UNLV (1-14-06)
19, Marcus Slaughter vs. Colorado State (3-9-06)
18, Marcus Slaughter at TCU (1-18-06)
17, Marcus Slaughter vs. Washington St. (12-10-05)
15, Marcus Slaughter vs. Air Force (2-8-06)
15, Marcus Slaughter vs. Albany (11-26-05)
14, Marcus Slaughter vs. Utah (2-11-06)
14, Marcus Slaughter vs. Brigham Young (1-21-06)
14, Marcus Slaughter vs. PLNU (12-3-05)

TOP ASSISTS PERFORMANCES

9, Richie Williams vs. South Dakota State (3-3-06)
8, Brandon Heath at Utah (1-11-06)
7, Brandon Heath at UNLV (2-16-06)
7, Matt Thomas vs. Southern Miss. (11-20-05)
6, 11 times

TOP 3-POINT FG PERFORMANCES

8, John Sharper vs. South Dakota State (3-3-06)
8, Brandon Heath at New Mexico (2-28-06)
6, Brandon Heath vs. TCU (2-18-06)
5, Brandon Heath at UNLV (2-16-06)
5, John Sharper at UNLV (2-16-06)
5, Brandon Heath at Colorado State (2-4-06)
5, Brandon Heath at Air Force (1-7-06)
5, Brandon Heath vs. LMU (12-31-05)

TOP EFFICIENCY POINT PERFORMANCES

40, Marcus Slaughter at TCU (1-18-06)
37, Marcus Slaughter vs. PLNU (12-3-05)
35, Marcus Slaughter at Colorado State (2-4-06)
35, Marcus Slaughter vs. UNLV (1-14-06)
30, Brandon Heath at New Mexico (2-25-06)
30, Brandon Heath at Colorado State (2-4-06)
30, Marcus Slaughter vs. Brigham Young (1-21-06)
30, Marcus Slaughter vs. Washington St. (12-10-05)
28, Marcus Slaughter vs. Colorado State (3-9-06)
28, Brandon Heath vs. Brigham Young (1-21-06)
28, Richie Williams vs. LMU (12-31-05)
27, Marcus Slaughter at California (12-6-05)
26, Brandon Heath at Utah (1-11-06)

TOP WIN SHARE PERFORMANCES

69.21, Mohamed Camara at Wyoming (1-28-06)
50.32, Mohamed Abukar at Wyoming (1-28-06)
45.56, Matt Thomas at Wyoming (1-28-06)
40.79, John Sharper at Wyoming (1-28-06)
38.88, Brandon Heath at Utah (1-11-06)
38.46, Marcus Slaughter vs. Washington St. (12-10-05)
35.10, Marcus Slaughter at TCU (1-21-06)
34.76, Brandon Heath at Wyoming (1-28-06)
34.55, Marcus Slaughter at Alaska Fair. (11-17-05)

TOP PRA PERFORMANCES

45, Marcus Slaughter at TCU (1-18-06)
44, Marcus Slaughter vs. Washington St. (12-10-05)
41, Brandon Heath at New Mexico (2-25-06)
41, Marcus Slaughter vs. PLNU (12-3-05)
40, Marcus Slaughter vs. UNLV (1-14-06)
39, Marcus Slaughter at Colorado State (2-4-06)
39, Marcus Slaughter at Wyoming (1-28-06)
37, Marcus Slaughter vs. Colorado State (3-9-06)
36, Brandon Heath vs. Brigham Young (1-21-06)
36, Marcus Slaughter at California (12-6-05)
35, Brandon Heath at Colorado State (2-4-06)
35, Brandon Heath at Utah (1-11-06)
34, Brandon Heath at UNLV (2-16-06)
34, Marcus Slaughter vs. Brigham Young (1-21-06)
33, Mohamed Abukar vs. Wyoming (3-1-06)
33, Marcus Slaughter at San Diego (11-30-05)
33, Marcus Slaughter vs. Albany (11-26-05)