

SAN DIEGO STATE FOOTBALL

Seven Straight Bowl Game Appearances • 21 Conference Championships • 2016, 2015, 2012 Mountain West Champions
 Contacts: Mike May, senior assoc. AD (mmay@mail.sdsu.edu); Jamie McConeghy, asst. AD/media relations (jmcconeg@mail.sdsu.edu); Jen Heisel, asst. media relations director (jheisel@mail.sdsu.edu)

GAME INFORMATION

TV: ESPN2; **Live Stream:** Watch ESPN

Talent: Clay Matvick (play-by-play), Kirk Morrison (analysis), Brett Wilensky (producer)

Aztec Radio Network: 101.5 KGB / XTRA 1360 / Fox Sports Inland Empire (IE) 1350 (pregame starts at 7:15 p.m. PT)

Talent: Ted Leitner (play-by-play); Rich Ohrnberger (analyst), Judson Richards and J.R. Tolver (pregame), Jon Schaeffer and J.R. Tolver (halftime, postgame)

Live Stats: GoAztecs.com

Social: @GoAztecs (public)  
 @AztecsPR (Twitter account media only)
 @GoAztecsStats (public) - in-game notes

GoAztecs.com: GoAztecs.com offers the most complete and comprehensive pre and postgame coverage for Aztec football. Visit the site for recaps, video highlights, live press conferences, photo and more.

SERIES INFORMATION

SDSU vs. Hawai'i / Streak: SDSU leads 20-9-2 / SDSU won 5
Series in Honolulu: SDSU leads 10-6-2 / SDSU won 2

SCHEDULE / RESULTS (6-2, 2-2 MW)

Date	Opponent (TV/Online)	Time / Result
S.2	UC Davis (Facebook Live)	W, 38-17
S.9	at Arizona State (Pac-12 Networks)	W, 30-20
S.16	No. 19/19 Stanford (CBSSN)	W, 20-17
S.23	at Air Force* (CBSSN)	W, 28-24
S.30	Northern Illinois (CBSSN)	W, 34-28
O.7	at UNLV* (ESPN2)	W, 41-10
O.14	Boise State* (CBSSN)	L, 14-31
O.21	Fresno State* (CBSSN)	L, 3-27
O.28	at Hawai'i* (ESPN2)	8:15 p.m. PT / 5:15 p.m. HT
N.4	at San José State* (ESPN2)	7:30 p.m. PT
N.11	bye week	
N.18	Nevada* (CBSSN)	7:30 p.m. PT
N.24	New Mexico* (CBSSN)	12:30 p.m. PT

* - Mountain West game

TABLE OF CONTENTS

	Page No.
Media Opportunities / Weekly Schedule	2
Schedule / Results	3
General Notes	3-17
Rashaad Penny	18
Mountain West / Opponent Standings	19
Head Coach Rocky Long	20
Coaching Staff	21
Roster	22-23
Depth Chart	24
Recaps	25-32
Player Profiles	33-73
Statistics	74-87
Last Time it Happened	88-90

GAME 9

SAN DIEGO STATE AZTECS (6-2; 2-2 MW) at **HAWAI'I RAINBOW WARRIORS** (3-4; 1-3 MW)
 SAT., OCT. 28 :: 5:15 p.m. HST / 8:15 p.m. PDT :: ALOHA STADIUM (50,000) :: SAN DIEGO, CALIF.

HAWAI'I



HAWAIIATHLETICS.COM

SAN DIEGO STATE



GOAZTECS.COM

FBS Rk.	Statistics	FBS Rk.
33.0	45 Points/Game	83
20.0	30 Points Allowed/Game	41
167.7	63 Rushing Yds./Game	38
107.5	14 Rushing Yds. Allowed/Game	45
261.8	44 Passing Yds./Game	113
206.3	49 Passing Yds. Allowed/Game	15
429.5	51 Total Offense/Game	96
313.8	21 Total Defense/Game	24

San Diego State has ended each of the last three seasons ranked in the top 16 nationally in total defense.

COACHING MATCHUP

	HAWAI'I	SAN DIEGO STATE
Head Coach	Nick Rolovich (Hawai'i, 2004)	▶ Rocky Long (New Mexico, 1974)
Record At School	10-11 / 2nd season	60-28 / 7th season
Overall Record	10-11 / 2nd season	125-97 / 18th season

▶ - 3-time Mountain West Coach of the Year and MW's all-time winningest coach.

NEWS AND NOTES (through games of Sat., Oct. 21)

- San Diego State opens a stretch of consecutive road games Saturday at Hawai'i in a Mountain West, West Division contest.
- SDSU is a perfect 3-0 on the road this season and its four-game road-winning streak is tied for the 11th longest in the nation.
- Since Oct. 10, 2015, no team in the country has as many road victories as San Diego State (12). Clemson, Oklahoma and Western Michigan each have 11.
- The Aztecs are looking for their seventh win of the season. SDSU has won seven or more games in a Division I era school-record seven consecutive seasons.
- San Diego State head coach Rocky Long is one win shy of tying Claude Gilbert for second place on the school's all-time victory list. The top three: Don Coryell (1961-72) 104, Claude Gilbert (1973-80) 61, Rocky Long (2011-present) 60.
- SDSU has won its last three visits to Aloha Stadium. San Diego State defeated Hawai'i in 2013 (28-21 in overtime) and 2015 (28-14), and defeated Cincinnati (42-7) in the 2015 Hawai'i Bowl.
- Rocky Long** is a perfect 6-0 against Hawai'i in his coaching career.
- The Aztecs have handed Hawai'i two of its last 13 defeats at Aloha Stadium and four of its last 32 losses overall.
- SDSU, which has forced the second-most turnovers in the country since the beginning of the 2015 season (75), has not forced a turnover in its last three games. That is the first time that has occurred in the school's Division I history (since 1969) (573 games).
- San Diego State has held nine of its last 10 opponents to 375 yards or less of total offense. Since the beginning of the 2015 campaign, opponents are averaging 305.2 yards of total offense (6th nationally).
- Since 2015, the Aztecs are 26-2 when allowing less than 375 yards of total offense.
- Senior running back/kickoff return **Rashaad Penny** is third nationally in rushing yards per game (139.4) and all-purpose yards per game (191.25), and is fourth in total touchdowns (13). He has rushed for at least 128 yards in each of his last four road games.
- In his last six road games, **Penny** has rushed for 918 yards (153.0 ypg), 10 rushing TDs (13 total) and averaging 9.6 ypc.
- Junior quarterback **Christian Chapman** has not thrown an interception since the final play (a Hail Mary) of the first half of the 2017 opener against UC Davis. He now has 157 pass attempts without an interception, the second-longest active streak nationally (Ryan Finley (North Carolina State) 313) and is 21 short of tying the Division I era school record (Dan McGwire, 178).

HIGHEST FBS WIN PCT. SINCE OCT. 3, 2015

Below is a list of the best records in the nation since Oct. 3, 2015 (through Oct. 21).

Rk.	School	W-L	Pct.
1.	Alabama	32-1	.971
2.	Clemson	31-3	.912
3.	Ohio State	25-4	.862
	South Florida	25-4	.862
5.	▶ San Diego State	27-5	.844

▶ - During the last 32 games, SDSU has outscored its opponents, 1,059-578 (average of: 33.1-18.1).

BEST FBS TURNOVER MARGIN SINCE 2015

Best FBS TO margin since the beginning of the 2015 campaign (through Oct. 21).

Rk.	Team	TOF	TO	+/-
1.	▶ San Diego State	75	33	+42
2.	South Florida	70	38	+32
3.	Alabama	71	41	+30
	Washington	73	43	+30
5.	Miami (FL)	56	28	+28

▶ - SDSU has won 21 straight games in which it has enjoyed an edge in TO margin (28 str. when owning a TO margin of at least +2).

MOST ROAD VICTORIES SINCE OCT. 10, 2015

Below is a list of the FBS road victories since Oct. 10, 2015 (through Oct. 21).

Rk.	Team	Wins
1.	▶ San Diego State	12
2.	Clemson	11
	Oklahoma	11
	Western Michigan	11
5.	five tied with	10

(Appalachian St., Ohio St., Oklahoma St., South Fla., Wisconsin)
 ▶ - Outscored its opponents, 479-266.

SAN DIEGO STATE MEDIA AVAILABILITY: HAWAI'I

23 MON	24 TUE	25 WED	26 THU	27 FRI	28 SAT	29 SUN
<p>4:30 p.m. (approximate) - Practice First 20 minutes open to media who cover SDSU on a regular basis (must contact media relations office)</p> <p>5:30 p.m. (approximate) - Post-practice availability (Players who are appearing at news conference on Tuesday are not available)</p> <p>Game Notes Available</p>	<p>FINAL MEDIA DAY FOR STUDENT-ATHLETES</p> <p>SDSU Media Luncheon Noon - Food 12:15 p.m. - Coach Long 12:30 p.m. - Student-Athletes</p> <p>3:30 p.m. - Practice First 20 minutes open to media who cover SDSU on a regular basis (must contact media relations office)</p> <p>5 p.m. (approximate) - Post-practice availability (Players who appeared at news conference are not available; Also no Coach Long availability)</p> <p>Live News Conference News Conference Video News Conference Quotes</p>	<p>FINAL MEDIA DAY FOR COACHES</p> <p>Closed Practice</p> <p>5 p.m. (approximate) - Post-practice availability for Coach Long and assistants</p> <p>6 p.m. - The Rocky Long Show live on XTRA 1360.</p> <p>Broadcast Flip Card</p>	<p>Closed Practice</p> <p>No media availability.</p> <p>Aztec Football with Rocky Long TV show on FOX Sports San Diego. Check local listings for specific broadcast time.</p>	<p>Closed Practice</p> <p>No media availability.</p>	<p>San Diego State at Hawai'i, 5:15 p.m. HT (8:15 p.m. PT) on ESPN2</p> <p>Postgame News Conference - San Diego State locker room is closed. Coach Long and selected players will be available outside the locker room after a brief cooling off period.</p> <p>Live: Game Live: Stats Game Stats Postgame Notes Postgame Quotes News Conference Archive Highlights</p>	<p>No practice.</p> <p>No media availability.</p>

Items in red are sent out to the media distribution list and/or are available on that day at GoAztecs.com.

SDSU MEDIA RELATIONS

Phone: (619) 594-5547

Fax: (619) 582-6541

Overnight Address:

Aztec Athletics Center, Suite 3014
5302 55th Street
San Diego, CA 92182-4309

Website: GoAztecs.com

Public Twitter: GoAztecs

Twitter (Media): twitter.com/AztecsPR

Mike May* | Senior Assoc. AD/Comm. & Media Relations

Office: (619) 594-5547 Cell: (619) 957-8372

E-Mail: mmay@mail.sdsu.edu

Jamie McConeghy* | Assistant AD - Media Relations

Office: (619) 594-4348 Cell: (607) 435-5577

E-Mail: jmcconeg@mail.sdsu.edu

Darin Wong | Assistant AD - Media Relations

Office: (619) 594-5548

E-Mail: dwong@mail.sdsu.edu

Martin Foley | Assistant Media Relations Director

Office: (619) 594-5242

E-Mail: martin.foley@sdsu.edu

Jen Heisel^ | Assistant Media Relations Director

Office: (619) 594-5549 Cell: (862) 432-5499

E-Mail: jheisel@mail.sdsu.edu

Jim Solien | Assistant Media Relations Director

Office: (619) 594-2576

E-Mail: jsolien@mail.sdsu.edu

Lauren Weaver | Media Relations Coordinator

Office: (619) 594-5547

E-Mail: lweaver@sdsu.edu

Jason Bott | Coordinator of Multimedia Productions

Office: (619) 594-2428

E-Mail: jbott@mail.sdsu.edu

* primary football contacts; ^ secondary contact

PRACTICE

All practices are closed to both the public and the media with the lone exception being the first 20 minutes of Monday and Tuesday's workouts (media only). Members of the media planning to attend Monday or Tuesday's practice will need to call the media relations office to be placed on a list to gain access to the practice fields.

Post-practice interview requests should be submitted to the San Diego State media relations office no later than noon PT on the day of the potential interview. Other interview requests must be made at least 24 hours in advance.

SDSU TELECONFERENCE

The Mountain West is not hosting a weekly coaches teleconference this season.

TUESDAY MEDIA LUNCHEONS

This fall, SDSU will once again play host to a Tuesday media luncheon with head coach Rocky Long and requested players. The location will be the second floor of the Fowler Athletics Center.

Lunch is scheduled to begin at noon with coach Long addressing the media at 12:15, followed by student-athletes.

The news conference is carried live on the Internet at GoAztecs.com. A transcript of the weekly media luncheon will be posted on GoAztecs.com. Contact the media relations office for additional details.

THE ROCKY LONG SHOW

This season, the Rocky Long Show will air live weekly on Wednesday evenings from 6-7 p.m. PT on XTRA 1360.

AZTEC FOOTBALL WITH ROCKY LONG

San Diego State football head coach Rocky Long and FOX Sports San Diego have announced a coaches show for the second straight season. *Aztec Football with Rocky Long* will air each Thursday following live programming on FOX Sports San Diego.

The weekly show will give unprecedented access to the SDSU program and Long, the Mountain West's all-time leader in victories and two-time MW Coach of the Year. *Aztec Football with Rocky Long*, which will be hosted by Mike Pomeranz, will consist of player and coach features, behind the scenes footage, X's and O's with Long, a preview of the upcoming game, a recap of the last game and much more.

VIDEO FOOTAGE OF ROAD GAMES

Video highlights and interview footage will once again be available to the media for all of San Diego State's road games. For more information contact coordinator of multimedia productions Jason Bott at (619) 594-2428 or via e-mail at jbott@mail.sdsu.edu.

COLLEGEPRESSBOX.COM

CollegePressBox.com is the official media website for Mountain West football. Access and download weekly game notes, quotes, statistics, media guide headshots, logos and more for the conference and each of its 12 member schools throughout the season. Login information will be distributed by the conference office to accredited media or you can apply for a password by sending an email to password@collegepressbox.com.

OUT OF CHARACTER

After racing to a 6-0 start, with two wins over teams from Power 5 Conferences, and climbing to number 19 (Associated Press) and number 18 (coaches poll), San Diego State has lost its last two games. Below is a look at the statistical comparison between the first six games and the most recent two games.

Category	First 6 Games - No. (Rk.)	Last 2 Games - No. (Rk.)
Forced Turnovers	12 (T-21)	0 (T-116)
<i>This is the first time in the Division I era SDSU has gone three consecutive games without a turnover (573 games)</i>		
Rushing Yards Per Game	222.8 (24)	124.0 (92)
<i>San Diego State has won 35 straight games when rushing for at least 200 yards</i>		
Rushing Yards Per Carry	5.0 (33)	3.2 (104)
<i>20+ Yard Rushing Carries: First four games: 17; Last two games: 4</i>		
Total Offense Per Game	387.0 (83)	289.0 (111)
<i>SDSU has won 22 straight games when reaching 400 yards of total offense</i>		
Time of Possession	33:19 (16)	31:22 (47)
<i>San Diego State has won 19 straight games when having at least 32 minutes of possession</i>		
Points Per Game	26.0 (T-83)	8.5 (120)
<i>San Diego State is 24-2 the last 26 times it has scored at least 25 points</i>		
Sacks	17	0
<i>First time without a sack in consecutive games since 2008</i>		
Tackles For Loss	38	2
<i>San Diego State averaged 6.3 tackles for loss in the first six games of the season.</i>		

MORE OF THE SAME

Although there are areas that have been uncharacteristic for San Diego State, there are equally many phases of the game where the Aztecs continue to excel. Below is a look at some of the areas in which SDSU has been relatively unaffected in the recent two games.














Category	First 6 Games - No. (Rk.)	Last 2 Games - No. (Rk.)
Passing Yards Allowed Per Game	184.7 (T-22)	150.5 (28)
<i>San Diego State's opponent has failed to pass for more than 200 yards in five of the last six games</i>		
Passing Touchdowns Allowed	8 (T-62)	1 (T-22)
<i>San Diego State has allowed one touchdown passing or less in six of the last seven games</i>		
Passing Yards	164.2 (112)	165.0 (94)
<i>SDSU had a string of eight consecutive games with a passing efficiency rating of higher than 100 broken last Saturday</i>		
Interceptions	1 (T-5)	0 (T-1)
<i>SDSU has gone seven consecutive games without an interception and has not thrown two picks in a game since Sept. 12, 2015</i>		
Turnovers	4 (T-9)	2 (T-43)
<i>San Diego State has seven consecutive games with one turnover or less (four total)</i>		

SAN DIEGO STATE-HAWAI'I SERIES

Series: San Diego State leads 20-9-2
 Home: 10-3, Away: 10-6-2
 SDCCU Stadium/Qualcomm/Jack Murphy/SD: 8-2
 MW Games: 5-0; WAC Games: 12-5-2
 Longest SDSU Win Streak: 9 (1990-98)
 Longest UH Win Streak: 2 (four times)

Date	Location	Score	Date	Location	Score
N.15.39	H-San Diego	L 10-13	Mountain West Era		
D.7.40	A-Hawai'i	L 7-33	D.7.02	A-Aloha	L 40-41
S.20.50	A-Hawai'i	W 49-27	D.3.05	A-Aloha	L 38-49
J.1.51	A-Hawai'i	W 34-13	0.6.12	H-Qualcomm*	W 52-14
S.26.53	H-San Diego	W 40-7	N.16.13	A-Aloha*	W-ot 28-21
Western Athletic Conference Era			0.18.14	H-Qualcomm*	W 20-10
N.8.80	A-Aloha*	L 6-31	0.10.15	A-Aloha*	W 28-14
0.24.81	H-Jack Murphy*	L 10-28	N.5.16	H-Qualcomm* (HC)	W 55-0
N.6.82	A-Aloha*	W 31-28	0.28.17	A-Aloha	
0.1.83	A-Aloha*	T 27-27	* - indicates conference game		
0.27.84	A-Aloha*	L 10-16			
N.30.85	A-Aloha*	T 10-10			
N.22.86	H-Jack Murphy*	W 35-5			
0.31.87	A-Aloha*	**W 29-21			
0.15.88	H-Jack Murphy* (HCL)	30-32			
0.7.89	A-Aloha* (20)	L 24-31			
N.10.90	H-Jack Murphy*	W 44-38			
0.5.91	A-Aloha*	W 47-21			
N.14.92	H-Jack Murphy* (23)W	52-28			
0.9.93	A-Aloha*	W 45-14			
0.29.94	H-Jack Murphy*	W 38-23			
N.18.95	A-Aloha*	W 49-10			
0.11.96	H-Jack Murphy*	W 56-8			
0.25.97	A-Aloha*	W 10-3			
0.9.98	H-Qualcomm*	W 35-13			

SCHEDULE / RESULTS

Date	Opponent	Site	TV/Online	Time/Result	Series	Notes
Sept. 2	 UC Davis Aggies	San Diego, Calif. San Diego Stadium	Facebook Live	W, 38-17	SDSU, 1-0	Aztecs race to 38-3 lead, cruise to 21-point win; Penny 197 rush yds. & 2 TDs; D forces 3 TOs
Sept. 9	 at Arizona State Sun Devils	Tempe, Ariz. Sun Devil Stadium	Pac-12 Networks	W, 30-20	ASU, 10-1-1	Penny: 216 yds. rushing; TDs rush, rec. & KOR; D holds Arizona State to 342 yards
Sept. 16	 Stanford Cardinal	San Diego, Calif. San Diego Stadium	CBSSN	W, 20-17	STAN, 3-2	Aztec D holds Stanford to 238 yds., 3 TOs; Penny rushes for 175 yds. and 1 TD
Sept. 23	 at Air Force Falcons	Colorado Springs, Colo. Falcon Stadium	CBSSN	W, 28-24	AF, 19-16	Aztecs have won the last seven meetings; SDSU rallies w/Penny 53-yr TD run in 4th qtr.
Sept. 30	 Northern Illinois Huskies	San Diego, Calif. SDCCU Stadium	CBSSN	W, 34-28	SDSU, 6-0	SDSU owns a +4 turnover margin; Gets a KOR (Washington) and INT (Ta. Thompson) for TDs
Oct. 7	 at UNLV Rebels	Las Vegas, Nev. Sam Boyd Stadium	ESPN2	W, 41-10	SDSU, 18-9	SDSU scores final 24 points of the game; Penny: 170 rush yds, 2 TD; Holder: 9 rec, 144 yds
Oct. 14	 Boise State Broncos	San Diego, Calif. SDCCU Stadium	CBSSN	L, 14-31	BSU, 3-2	Total offense: SDSU 323, Boise State 311 Boise gets punt return and fumble return TDs
Oct. 21	 Fresno State Bulldogs	San Diego, Calif. SDCCU Stadium	CBSSN	L, 3-27	SDSU, 29-24-4	SDSU game-opening 83-yard drive resulted in no points; Aztecs limit Fresno to 375 yards
Oct. 28	 at Hawai'i Rainbow Warriors	Honolulu, Hawaii Aloha Stadium	ESPN2	5:15 p.m. HT	SDSU, 20-9-2	SDSU 14-2 in last 16 meetings vs. UH, winning the last five by an average of 24.8 points.
Nov. 4	 at San Jose State Spartans	San Jose, Calif. CEFCU Stadium	ESPN Networks	TBA	Tied, 19-19-2	Aztecs have held SJSU to single-digit points in three of their last four wins vs. the Spartans.
Nov. 18	 Nevada Wolf Pack	Reno, Nev. Mackay Stadium	CBSSN	7:30 p.m. PT	SDSU, 6-3	SDSU is 5-1 vs. Nevada in MW era, beating the Wolf Pack by 10+ points in last two wins.
Nov. 24	 New Mexico Lobos	San Diego, Calif. SDCCU Stadium	CBSSN	12:30 p.m. PT	SDSU, 25-15	Aztecs have won the last five meetings; SDSU is 13-8 all-time against UNM in San Diego.
Dec. 2	 Mountain West Championship	Division Champion with Highest CFP Ranking	TBA	TBA	N/A	In 2016, Aztecs claimed their second straight title and 21st in program history.

POLL TRACKER

San Diego State in the top 25 polls.

Week	Associated Press		Coaches	
	Rk.	Points	Rk.	Points
Preseason	T-36	9	40	18
Sept. 3	36	11	39	12
Sept. 10	33	16	34	19
Sept. 17	22	201	25	141
Sept. 24	19	365	21	315
Oct. 1	19	373	21	371
Oct. 8	19	465	18	516
Oct. 15	26	56	29	39
Oct. 22	29	7	--	--
Oct. 29				
Nov. 5				
Nov. 12				
Nov. 19				
Nov. 26				
Dec. 3				
Final				

AP POLL BREAKDOWN

Total Polls Ranked:	22
Longest Consecutive Polls Ranked:	5
Current Streak:	0
Seasons Ranked:	8
Consecutive Seasons Ranked:	2
Highest Ranking:	13, Nov. 3, 1975
Record As Ranked Team:	8-8
Record As Ranked Team vs. AP Top 25:	0-1

LAST TIME SAN DIEGO STATE WAS...

Ranked:	19, Oct. 8, 2017
Ranked In The Top 20:	19, Oct. 8, 2017
Ranked In The Top 15:	13, Nov. 3, 1975
Ranked In The Top 10:	never

ASSOCIATED PRESS POLL - OCT. 22, 2017

Rk.	Team (FPV)	Record	Points	LW
1.	Alabama (61)	8-0	1,525	1
2.	Penn State	7-0	1,444	2
3.	Georgia	7-0	1,409	3
4.	TCU	7-0	1,327	4
5.	Wisconsin	7-0	1,241	5
6.	Ohio State	6-1	1,165	6
7.	Clemson	6-1	1,113	7
8.	Miami	6-0	1,101	8
9.	Notre Dame	6-1	1,066	13
10.	Oklahoma	6-1	1,040	9
11.	Oklahoma State	6-1	894	10
12.	Washington	6-1	836	12
13.	Virginia Tech	6-1	791	14
14.	North Carolina State	6-1	666	16
15.	Washington State	7-1	648	15
16.	Michigan State	6-1	615	18
17.	South Florida	7-0	604	16
18.	UCF	6-0	500	20
19.	Auburn	6-2	397	21
20.	Stanford	5-2	344	22
21.	USC	6-2	319	11
22.	West Virginia	5-2	196	23
23.	LSU	6-2	182	24
24.	Memphis	6-1	111	25
25.	Iowa State	5-2	98	nr
26.	San Diego State	6-2	7	26

THINGS TO LOOK FOR SATURDAY

Looking for key areas to keep an eye on Saturday? Here you go.

- Get the schedule maker on the phone? Hawai'i is benefiting from a bye last week. It marks the fourth time this season that an Aztec opponent either had a bye or played an early week game prior to playing SDSU. The Aztecs defeated Arizona State after the Sun Devils played on Friday the preceding week, defeated Northern Illinois after the Huskies had a bye, lost to Boise State after the Broncos played the previous week on Friday and now Hawai'i is coming off a bye. San Diego State has not had a bye this season and has not had a one-day advantage entering any game this year.
- San Diego State's Kick Return vs. Hawai'i's Kick Coverage - San Diego State is one of eight teams in the nation to return multiple kickoffs for touchdown this season and no team in the country has more KO returns for scores since 2015 than the Aztecs eight. Rashaad Penny has six career KO returns for scores, one short of the NCAA record. Hawai'i's one of only two teams to allow two kickoff returns for scores in 2017 and has allowed the fourth most KO return yards in the nation (767) and has one touchback on 36 kickoffs this season.
- Hawai'i Rushing Offense vs. San Diego State Rushing Defense - Hawai'i's rushing attack is fourth in the league (one position ahead of SDSU) and 28th nationally is averaging 219.1 yards per game and 5.7 yards per carry. The Rainbow Warriors have a rushing touchdown in 10 straight games overall in their last 13 home games they have rushed for 2,848 yards (219.1 yards per game), 5.6 yards per carry and 26 touchdowns. The Aztec defense has limited opponents to 142.6 yards per game (42nd nationally and third in the Mountain West). The Aztecs have not allowed an unranked opponent to average more than 5.5 yards per carry in nine straight games and have allowed it just once in the last 22 games.
- SDSU Offense vs. Hawai'i Defense on 3rd Down - San Diego State is converting 38.9 percent of its third-down attempts. That is good for fifth in the league and 71st in the nation. However, Hawai'i's opponents are converting at a 50 percent clip. That is 125th nationally. Good things happen when the Aztecs convert on third down. This decade, when SDSU converts at least seven third downs, the Aztecs are 30-6.
- Who Wins Time of Possession? - San Diego State and Hawai'i are two of the nation's best teams in controlling the ball. The Aztecs are third in the league and 17th nationally averaging 32:49 per game. The Warriors are second in the league and 14th nationally averaging 32:58 per contest. San Diego State has won 19 straight games when getting at least 32 minutes of time of possession.



INJURIES ADDING UP ON THE OFFENSIVE LINE

Entering the season, one of the biggest question marks for San Diego State was the offensive line. The Aztecs graduated four of the five starting linemen off the 2016 squad and entered the season with Antonio Rosales as the only o-lineman on the roster with previous start.

Despite the obstacle of working in four new offensive linemen (a true freshman, redshirt freshman, sophomore and a junior transfer), the o-line was ahead of schedule. With the five scheduled starters taking every snap in the first five weeks, the Aztecs were producing like usual (with the Aztecs rushing for 908 yards and eight touchdowns in those first five games) which included No. 19 Stanford and Arizona State.

Rosales, the lone senior at the position suffered a high ankle injury and missed the Northern Illinois game. But the unit solidered on, with SDSU rushing for 127 yards in the victory against Northern Illinois.

Playing without Pope at right tackle and starting Joe Salcedo (first career start) at the position instead the following week at UNLV, the Aztecs rushed for a season-high 302 yards and rushed for a season-best five touchdowns in a comfortable victory over the Rebels. However, Rosales' nagging ankle, and a less than 100 percent Ryan Pope the last two weeks has started to take a toll on the unit. SDSU has averaged just 124 yards on the ground over the last two games (both losses), including a 3.2 average per carry. San Diego State has also averaged just 289 yards of total offense and scored only 17 points combined (8.5 avg.).

Below is a look at the Aztecs' offensive line and their snaps game-by-game (according to *Pro Football Focus*):

SDSU Offensive Line Snaps

Name	Season	UCD	ASU	STAN	AFA	NIU	UNLV	BSU	FS
K. Ismael	547	77	65	80	59	58	75	67	66
D. Dixon	547	77	65	80	59	58	75	67	66
T. Roemer	546	77	65	80	59	58	74	67	66
R. Pope	439	77	65	80	59	58	1	33	66
A. Rosales	403	77	65	80	59	0	55	67	0
Total	547	77	65	80	59	58	75	67	66
Pct. of Total		100.0	100.0	100.0	100.0	80.0	74.7	89.9	80.0
Dominic Gudino	144	0	0	0	0	58	20	0	66
Joe Salcedo	109	0	0	0	0	0	75	34	0

TRENDING NOW

- The Aztecs have won 12 of their last 13 games against MW West Division opponents (dates back to Nov. 1, 2014), only falling to Fresno State last Saturday.
- San Diego State has won eight of its last 10 games (8-2), and is 14-4 in its last 18 games and 27-5 in its last 32 contests.
- The Aztecs are 20-4 in their last 25 games against Mountain West opponents.
- SDSU has won four straight road games and five straight overall away from San Diego (also defeated Houston in 2016 Las Vegas Bowl).
- San Diego State has won 12 of its last 14 true road games (started Oct. 10, 2015 at Hawai'i) and 14 of its last 16 games away from San Diego (also defeated Houston in 2016 Las Vegas Bowl and Cincinnati in 2015 Hawai'i Bowl).

- San Diego State has won 35 consecutive games when rushing for at least 200 yards (last loss: San José State, Sept. 22, 2015).
- SDSU has won 21 straight games when having a turnover advantage (last loss: vs. Navy, Dec. 23, 2014) and is 24-1 the last 25 times it has been even or had a turnover advantage in a game.
- The Aztecs have won 20 consecutive games when forcing at least two turnovers in a game.
- SDSU is 24-1 this year and 54-10 this decade when holding its opponent to a passing rating of 130.0 or less (last loss: vs. Boise State, Oct. 14, 2017).
- The Aztecs have are 22-2 the last 24 times when owing an edge in time of possession (last loss: vs. Fresno State, Oct. 21, 2017).
- San Diego State 20-2 the last 22 times the opponent does not reach 400 yards of total offense (last loss: last loss: vs. Fresno State, Oct. 21, 2017). The Aztecs are 27-2 since the start of the 2015 campaign when holding opponent below 400 yards.
- San Diego State is 23-3 the last 26 times it has committed one turnover or less (last loss: last loss: vs. Fresno State, Oct. 21, 2017).
- The Aztecs are 12-0 when Rashaad Penny rushes for at least 81 yards (11-0 when he reaches 100 yards rushing).
- SDSU is 9-0 when Rashaad Penny scores multiple touchdowns in a game.
- San Diego State is 22-3 when Rashaad Penny records at least one touchdown of any kind in the game.
- The Aztecs are 15-2 when Rashaad Penny tallies at least one rushing touchdown.
- SDSU is 9-0 when Christian Chapman has a passer rating of at least 170. He has 11 touchdowns and one interception in those games.
- Among the 128 FBS schools, head coach **Rocky Long** is one of only 10 active coaches to lead their team to a bowl game in each of his first six seasons as a head coach. Of those 10 coaches, only five (including Long) are active streaks. Among G5 schools, only Troy Calhoun of Air Force led his team to a bowl game his first six seasons (his streak was broken in 2013 and is not active).
- **Long** (60) needs one victory to tie Claude Gilbert (61) for second on the program's all-time win list.
- Senior running back/kickoff returner **Rashaad Penny** is having a spectacular season. In addition to leading the country in all-purpose yards (1,530), the senior has already rushed for 1,115 yards. He is the sixth player in school history to record multiple seasons with 1,000 yards rushing and he is just 20.5 yards off the single-season school-record rushing total set by Donnel Pumphrey last season (2,133).
- **Penny's** FBS season rankings: 1st in all-purpose yards (1,530), 3rd in rushing yards (1,115), 3rd in all-purpose yards per game (191.25), T-4th in overall touchdowns (13), 5th in rushing yards per game (139.4), T-6th in total points scored (78), T-8th in kick return touchdowns (1), T-11th in rushing touchdowns (10), T-18th in points per game (9.8) and 25th in rushing yards per carry (6.23).
- Junior quarterback **Christian Chapman** has gone a career-high 157 pass attempts since his last interception (a Hail Mary on the final play of the first half in the season opener). The 157 pass attempts without a pick the second-longest active streak nationally and is the longest stretch by an Aztec since Maxwell Smith went 164 passes without a pick during the 2015 campaign.
- **Chapman** is an SDSU DI record 19-5 as the starting quarterback. That is the highest win percentage in the school's Division I era (since 1969) (min. 15 starts).
- In four of its last six games, San Diego State has limited its opposition to 311 yards of offense or less. Since Sept. 16, the Aztecs are 18th nationally, allowing just 315.5 yards per game.
- San Diego State has the nation's best turnover ratio, +42, since the beginning of the 2015 season. However, the Aztecs have gone three consecutive games without forcing a turnover for the first time in its Division I history.

NOT ALL TWO-LOSS TEAMS ARE THE SAME

- Although San Diego State suffered its second straight loss last week, the Aztecs are still in elite company. Consider:
- The Aztecs have a win over an AP Top 25 team. There are only 29 FBS teams this year that have defeated an AP Top 25 team, including only four from a Group of 5 school.
 - SDSU is a perfect 3-0 record in road games. The number of teams that have won at least three road games and are perfect on the road: 12 FBS teams with only San Diego State one of just four from a Group of 5 conference.
 - San Diego State is the only team from a Group of 5 conference with two victories over Power 5 Conference teams this season.
 - The Aztecs' four non-conference opponents are a combined 17-7 (minus an 0-4 mark against the Aztecs).

THE PROGRAM

- Below are a few tidbits on the San Diego State football program. The Aztecs are coming off consecutive 11-win seasons and consecutive outright Mountain West championships. SDSU has advanced to a bowl game in each of the last seven seasons and has won its last two bowl games by a combined score of 76-17 (42-7 over Cincinnati in 2015 Hawai'i Bowl and 34-10 over Houston in 2016 Las Vegas Bowl).
- San Diego State is one of 21 teams nationally to play in a bowl game each of the last seven seasons (2010-16) and one of just two from the Group of 5 (also Boise State).
 - The Aztecs claimed their second straight Mountain West title, third in five seasons and the 21st crown in program history last season with a 27-24 victory at Wyoming. The victory snapped the Cowboys' seven-game home win streak.
 - SDSU won 11 games in 2016. It marked the second straight season (first time since 1976-77), the sixth time in the Division I era and the ninth time in school history that it has recorded a double-digit win season. Prior to 2015, San Diego State went 37 seasons without recording a 10-win campaign.
 - San Diego State is one of just six teams nationally to win at least 11 games each of the last two seasons (others: Alabama, Clemson, Ohio State, Oklahoma, Western Kentucky). <<< See chart on page 6, left
 - Since the beginning of the 2015 campaign, San Diego State has won 28 games. That is tied for the fourth-highest win total nationally during that span, trailing only Alabama (36), Clemson (34) and Ohio State (29).
 - Among the 130 FBS schools, head coach **Rocky Long** is one of only 10 active coaches to lead their team to a bowl game in each of his first six seasons as a head coach. Of those 10 coaches, only five (including Long) are active streaks. Among G5 schools, only Troy Calhoun of Air Force led his team to a bowl game his first six seasons (his streak was broken in 2013 and is not active).
 - Among California's seven FBS schools, San Diego State owns the second-highest winning percentage this decade. The Aztecs' record of 69-32 trails only Stanford among Golden State squads, and is ahead of USC, UCLA, Fresno State, California and San José State.

SDSU MOUNTAIN WEST PLAYERS OF THE WEEK

San Diego State has earned eight Mountain West Player-of-the-Week awards this season. Below is a list of the Aztec student-athletes that have received the honor this season. *No.* - indicates the number of honors that player has earned in his career.

Date	Player	Award	No.
Sept. 4	Rashaad Penny	Offense	3
Sept. 11	Noble Hall	Defense	1
	Rashaad Penny	Offense	4
	Rashaad Penny	Special Teams	5
Sept. 18	Kameron Kelly	Defense	1
	Rashaad Penny	Offense	6
Sept. 25	Rashaad Penny	Offense	7
Oct. 2	Juwan Washington	Special Teams	1

MOST MW WEEKLY AWARDS BY AN AZTEC

San Diego State career leaders in most Mountain West Player-of-the-Week honors.

No.	Player	Seasons (No.)	No.
1.	Rashaad Penny	2015 (1), 2016 (1), 2017 (5)	7
	Ronnie Hillman	2010 (3), 2011 (4)	7
3.	Donnel Pumphrey	2014 (2), 2015 (2), 2016 (2)	6
4.	Garrett Palmer	2004 (1), 2005 (1), 2006 (1), 2007 (1)	4
	Brian Stahovich	2009 (1), 2010 (1), 2011 (2)	4
6.	Ryan Lindley	2008 (1), 2009 (1), 2010 (1)	3
	Kirk Morrison	2003 (1), 2004 (2)	3

UNANIMOUS

San Diego State and USF were the only schools in the country to receive every first-place vote in its official conference preseason poll. Below is a list of every favorite and the percent of the possible first-place votes it received in its preseason poll.

Rk.	Team	Conference-Div.	FPV/Total	Pct.
1.	San Diego State	Mountain West-West	28/28	100.0
	USF	American-East	30/30	100.0
3.	Washington	Pac 12-North	49/52	94.2
	USC	Pac 12-South	49/52	94.2
5.	Alabama	SEC-West	225/243	92.6
6.	Toledo	MAC-West	22/24	91.7
7.	Wisconsin	Big Ten-West	31/38	81.6
8.	Ohio State	Big Ten-East	34/42	81.0
9.	Boise State	Mountain West-Mtn.	21/28	75.0
10.	Florida State	ACC-Atlantic	123/167	73.7
11.	Memphis	American-West	22/30	73.3
12.	Western Kentucky	Conference USA-East	20/28	71.4
	Louisiana Tech	Conference USA-West	20/28	71.4
14.	Miami (Fla.)	ACC-Coastal	103/167	61.7
15.	Oklahoma	Big 12	19/32	59.4
16.	Appalachian State	Sun Belt	7/12	58.3
17.	Georgia	SEC-East	138/243	57.0
18.	Ohio	MAC-East	11/24	45.8

MOUNTAIN WEST STANDINGS / SINCE 2013

Below is a look at the best Mountain West records against league opponents since the start of the 2013 season when the league split into two divisions (includes championship & bowl games).

Rk.	Team	W	L	Pct.	GB
1.	San Diego State	29	9	.763	--
	Boise State	28	8	.778	--
3.	Colorado State	25	12	.676	3.5
4.	Utah State	21	16	.568	7.5
5.	Fresno State	19	19	.500	10.0
6.	Air Force	18	19	.487	10.5
7.	Nevada	16	21	.432	12.5
8.	New Mexico	15	21	.417	13.0
	Wyoming	15	21	.417	13.0
10.	San José State	14	22	.389	14.0
11.	UNLV	12	24	.333	16.0
12.	Hawai'i	8	28	.222	20.0

BEST FBS RECORD SINCE 2010

Below is a list of the highest winning percentages in the nation for FBS schools since the beginning of the 2010 season. (note: minimum 75 games played as an FBS school through games of Oct. 21).

Rk.	Team	Pct.	Rk.	Team	Pct.
1.	Alabama	.895	14.	Northern Illinois	.728
2.	Ohio State	.850	15.	Georgia	.710
3.	Stanford	.802	16.	Toledo	.698
4.	Boise State	.798	17.	Louisville	.687
	Oklahoma	.798	18.	San Diego State	.683
6.	Clemson	.796	19.	USC	.680
7.	Florida State	.792	20.	Notre Dame	.670
8.	LSU	.765	21.	Houston	.663
	Wisconsin	.765		Texas A&M	.663
10.	Oregon	.762		Virginia Tech	.663
11.	Oklahoma State	.755	24.	Auburn	.660
12.	Michigan State	.740	25.	Baylor	.653
13.	TCU	.732		Navy	.653

11 WINS IN 2015 AND 2016

San Diego State is one of just six teams in the nation to win at least 11 games in both 2015 and 2016. Below is a list of those schools listed alphabetically.

Team	2015 W-L	2016 W-L	2017 W-L
Alabama	14-1	14-1	8-0
Clemson	14-1	14-1	6-1
Ohio State	12-1	11-2	6-1
Oklahoma	11-2	11-2	6-1
San Diego State	11-3	11-3	6-2
Western Kentucky	12-2	11-3	5-2

CALIFORNIA FBS RECORDS SINCE 2010

Below is a look at the best records in the state of California since the beginning of the 2010 campaign. BG - indicates number of bowl games the team has participated in since 2010. AP Rk. - indicates current team ranking in the Associated Press poll.

Rk.	Team	W	L	Pct.	BG	AP Rk.
1.	Stanford	81	20	.802	7	20
2.	San Diego State	69	32	.683	7	rv
3.	USC	68	32	.680	5	21
4.	UCLA	55	43	.561	5	--
5.	Fresno State	47	50	.485	4	--
6.	California	38	56	.404	2	--
7.	San José State	37	58	.389	2	--

MOST TURNOVERS FORCED SINCE 2015

Below is a list of the most turnovers forced in the FBS since the beginning of the 2015 campaign (through games of Oct. 21).

Rk.	Team	TO Forced
1.	Utah	83
2.	San Diego State	75
3.	Washington	73
4.	Alabama	71
	Memphis	71
6.	South Florida	70
7.	Arkansas State	68
8.	Houston	67
9.	California	66
10.	Oklahoma State	65
	West Virginia	65

<<< See chart on page 6, left

- San Diego State has advanced to seven consecutive bowl games. The Aztecs join Stanford as the only football teams in California - FBS or NFL - to advance to the postseason in each of the past seven seasons.
- With bowl game appearances in a school-record seven straight seasons, the Aztecs have equaled their total number of bowls played in the 61 prior seasons (1949 through 2009).
- Aztec head coach Rocky Long is in his seventh season as head coach and ninth year on The Mesa. The Mountain West's all-time winningest coach, Long has guided SDSU to 60 victories.
- Between 2000-09, SDSU was 38-80 (.322) and owned the nation's 106th-best winning percentage. Since 2010, San Diego State is 69-32 (.683) and owns the nation's 18th-best winning percentage.
- With 69 wins in their last 101 games (69-32 since the beginning of the 2010 campaign), the Aztecs have equaled their win total from the previous 174 games (69-105).
- San Diego State won 22 games from 2015-16. That is the most prolific two-year period in school history. The previous mark was set when the Aztecs won 11 games in 1966 and 10 in 1967 while members of the California Collegiate Athletic Association, prior to the transition to Division I.

#WIN22

Rocky Long has been clear that San Diego State's No. 1 goal every year is to win the conference title. The two-time defending conference champions are off to a 2-2 league start this season with the road wins at Air Force and at UNLV.

Below are some highlights on the recent league success SDSU has enjoyed.

- The 21 conference titles by the football program are the third most for any sport at San Diego State, trailing only men's basketball (27) and baseball (27), both sports which award two championships a year (regular season and tournament). Notes on football conference championships:
- Since the beginning of 2012 (last five seasons), only six teams among the 10 FBS conferences in the nation have won at least three conference championships - Alabama (SEC), Arkansas State (Sun Belt), Florida State (ACC), Oklahoma (Big 12), San Diego State (Mountain West) and Stanford (Pac-12).
- The Aztecs claimed consecutive conference titles for the first time since winning the Pacific Coast Athletic Association crown three straight years from 1972-74.
- SDSU is the first Mountain West school to win consecutive titles in the Division era and the first to win outright conference titles since TCU did it in 2009, 2010 and 2011.
- San Diego State has three Mountain West football titles in the last five seasons. Prior to the start of this run, the Aztecs went 14 seasons between football crowns.
- Rocky Long became just the fourth coach in Mountain West history to record consecutive outright conference championships. He joined TCU's Gary Patterson (2009-11), Brigham Young's Bronco Mendenhall (2006-07) and Utah's Urban Meyer (2003-04).
- Rocky Long is one of just three Aztec head coaches to win at least three conference titles, joining C.E. Peterson and Don Coryell.
- Rocky Long already has won more conference championship titles at SDSU (3) than the previous six head coaches combined (Brady Hoke (0), Chuck Long (0), Tom Craft (0), Ted Tollner (1) and Al Luginbill (0), Denny Stolz (1)).
- San Diego State's three conference championships this decade are the most in any one decade since claiming four championships in the 1970s.
- Since 2012, The Aztecs have won more Mountain West football championships (3), than any other school (Boise State and Fresno State have won two).
- In addition, SDSU is tied for the league's best conference record since the conference moved to division play in 2013. <<< See chart, right
- San Diego State became the first road team to win the conference championship game in league history. Home teams were 3-0 in the event prior to SDSU's victory at Wyoming last season.
- This season, San Diego State received every first-place vote in the official media poll. Of the 10 FBS conferences, only San Diego State (Mountain West, West Division) and South Florida (American Conference, East Division) were the only two teams to receive every first place vote in their conference's official preseason poll. <<< See chart, right

Season	League	Coach
1922	SCJCC ■●	C.E. Peterson
1923	SCJCC ■●	C.E. Peterson
1924	SCJCC ■●	C.E. Peterson
1936	SCIAC ■●	Leo Calland
1937	SCIAC ■	Leo Calland
1950	CCAA ■	Don Coryell
1951	CCAA ■●	Don Coryell
1962	CCAA ■●	Don Coryell
1963	CCAA ■	Don Coryell
1966	CCAA ■●	Don Coryell
1967	CCAA ■●	Don Coryell
1969	PCAA ■●	Don Coryell
1970	PCAA ■	Don Coryell
1972	PCAA ■●	Don Coryell
1973	PCAA ■	Claude Gilbert
1974	PCAA ■●	Claude Gilbert
1986	Western Athletic ■	Denny Stolz
1998	Western Athletic ■	Ted Tollner
2012	Mountain West ■●	Rocky Long
2015	Mountain West ■●	Rocky Long
2016	Mountain West ■	Rocky Long

■ - outright championship. ● - undefeated, untied conference record.

SERIES NOTES

- Saturday is the 32nd meeting between the schools with SDSU owning a 20-9-2 advantage. The Aztecs have won the five most recent games in the series, 52-14 in 2012, 28-21 (overtime) in 2013, 20-10 in 2014, 28-14 in 2015 and 55-0 in 2016.
- San Diego State owns a 10-6-2 series advantage in games played in Honolulu. The Aztecs have won the last two meetings played between the teams in Honolulu. The Rainbow Warriors last victory against the Aztecs in Honolulu was a 49-38 win on Dec. 3, 2015.
- The Aztecs have won 14 of the last 16 outings in the series dating back to 1990.
- SDSU met Hawai'i 19 straight years from 1980-1998 when the Aztecs were still in the WAC. In WAC play, the Aztecs owned a 12-5-2 record. This marks the sixth consecutive season the teams have met as members of the Mountain West (SDSU has won all five of these meetings).
- Since 1990, the Aztecs are 14-2 against the Rainbow Warriors and have outscored them by a 637-307 (39.8-19.2) margin.
- San Diego State has won nine of the last 11 games in the series. In those nine wins, SDSU has a total of nine turnovers and owns a

plus-14 turnover margin. In the two losses, the Aztecs have a total of five turnovers.

- The Aztecs have rushed for at least 100 yards in each of the last 15 meetings with 10 200-yard rushing games during that span.
- In the 26 meetings in the Division I era, the average game time temperature is 74.8 degrees.

SAN DIEGO STATE vs. HAWAII DIVISION I ERA MEETINGS (complete series on page 188 of media guide)

Date	Site	Result	Rk - Rk	SD UH			Total			Passing		Rushing		Te.	Att.
				FD	FD	FD	Yds	Yds	TOs	-TOs	Yds	Yds	Yds		
N.8.80	A - Aloha	L	6 - 31	- -	16 - 24	228 - 410	1 - 1	140 - 287	88 - 123	79	36,485				
O.24.81	H - JackMurphy	L	10 - 28	- -	20 - 20	346 - 393	3 - 1	93 - 295	253 - 98	66	33,167				
N.6.82	A - Aloha	W	31 - 28	- -	24 - 16	560 - 357	3 - 2	47 - 135	513 - 222	75	42,041				
O.1.83	A - Aloha	T	27 - 27	- -	17 - 23	348 - 528	3 - 4	109 - 233	239 - 295	89	34,153				
O.27.84	A - Aloha	L	10 - 16	- -	19 - 18	375 - 436	1 - 0	64 - 198	311 - 238	75	44,017				
N.30.85	A - Aloha	T	10 - 10	- -	11 - 19	225 - 368	4 - 6	101 - 188	124 - 180	68	23,644				
N.22.86	H - Jack Murphy	W	35 - 3	- -	20 - 15	346 - 208	2 - 6	153 - 1	193 - 207	63	23,838				
O.31.87	A - Aloha	W	29 - 21	- -	22 - 18	462 - 271	5 - 1	89 - 162	373 - 109	79	41,437				
O.15.88	H - Jack Murphy	L	30 - 32	- -	21 - 23	359 - 394	4 - 3	106 - 217	253 - 177	69	27,142				
O.7.89	A - Aloha	L	24 - 31	- -	26 - 21	390 - 425	1 - 1	71 - 284	319 - 141	79	42,958				
N.10.90	H - Jack Murphy	W	44 - 38	- -	22 - 22	543 - 469	4 - 4	114 - 139	429 - 330	68	20,450				
O.5.91	A - Aloha	W	47 - 21	- -	24 - 15	578 - 233	1 - 1	305 - 157	273 - 76	81	38,259				
N.14.92	H - Jack Murphy	W	52 - 28	- -	23 30 - 13	675 - 317	2 - 0	330 - 190	345 - 127	65	50,021				
O.9.83	A - Aloha	W	45 - 14	- -	24 - 15	493 - 281	1 - 4	234 - 158	259 - 123	81	45,641				
O.29.84	H - Jack Murphy	W	38 - 23	- -	22 - 20	421 - 400	5 - 6	185 - 187	236 - 213	69	34,096				
N.18.95	A - Aloha	W	49 - 10	- -	27 - 19	563 - 319	0 - 2	242 - 45	321 - 274	84	27,561				
O.11.96	H - Jack Murphy	W	56 - 8	- -	21 - 11	427 - 205	1 - 4	247 - 100	180 - 105	70	27,098				
O.25.97	A - Aloha	W	10 - 3	- -	17 - 27	311 - 377	0 - 4	138 - 88	173 - 289	79	29,342				
O.9.98	H - Qualcomm	W	35 - 13	- -	23 - 16	451 - 302	1 - 0	263 - 55	188 - 247	68	20,320				
D.7.02	A - Aloha	L	40 - 41	- -	24 - 30	632 - 610	1 - 5	125 - 173	507 - 437	74	36,671				
D.3.05	A - Aloha	L	38 - 49	- -	31 - 34	554 - 588	4 - 4	133 - 262	421 - 326	77	28,326				
O.6.12	H - Qualcomm	W	52 - 14	- -	27 - 12	412 - 173	0 - 3	194 - 61	218 - 112	73	50,586				
N.16.13	A - Aloha	W-ot	28 - 21	- -	21 - 20	499 - 355	4 - 2	234 - 161	265 - 194	82	28,530				
O.18.04	H - Qualcomm	W	20 - 10	- -	19 - 12	457 - 264	1 - 3	283 - 90	174 - 174	71	35,686				
O.10.15	A - Aloha	W	28 - 14	- -	19 - 14	402 - 251	1 - 3	218 - 53	184 - 198	83	28,543				
N.5.16	H - Qualcomm	W	55 - 0	- -	19 - 15	393 - 215	1 - 4	97 - 167	393 - 215	78	41,644				

San Diego State number is listed first. Note: San Diego Stadium and Jack Murphy Stadium is currently Qualcomm Stadium.

SAN DIEGO STATE-HAWAII CONNECTIONS

- SDSU linebackers Ronley and Seydrick Lalakala attended Punahou School in Honolulu, O'ahu, as did Rainbow Warriors Larry Tuileta, Shawn McCarthy, Alex Trifonovitch, Ryan Tuaisoa, Dakota Torres, and Tumua Tuinei.
- Aztec defensive lineman Dakota Turner is a graduate of Mililani High School, as are Hawai'i defensive linemen Kaimana Padello, KK Padello, linebacker Dayton Furuta and wide receiver Kalakaua Timoteo.
- Aztecs Jerry Chaney, Tayari Venable and Darren Hall attended Rancho Cucamonga High School, as did Hawai'i tight end Metuisela 'Unga.
- SDSU offensive lineman Derrick Achayo and Hawai'i quarterback Cole Brownholtz attended Sierra College in Rocklin, Calif.

PLAYER CONNECTIONS

Boise State	Hometown/High School	San Diego State
LB Ronley Lalakala	Honolulu, O'ahu/Punahou School	QB Larry Tuileta
LB Seydrick Lalakala		OL Shawn McCarthy
		PK/P Alex Trifonovitch
		RB Ryan Tuaisoa
		LB La'akea Look
		TE Dakota Torres
		LB Tumua Tuinei
DL Dakota Turner	Mililani, O'ahu/Mililani HS	LB Dayton Furuta
		WR Kalakaua Timoteo
		DL Kaimana Padello
		DL KK Padello (Southern Oregon)
WR Jerry Chaney (Fontana, Calif.)	Rancho Cucamonga HS	TE Metuisela 'Unga (Rochester, Calif.)
CB Tayari Venable (Moreno Valley, Calif.)		
S Darren Hall (Pasadena, Calif.)		
OL Derrick Achayo (Roseville, Calif./Oakmont HS)	Sierra College	QB Cole Brownholtz (Carmichael, Calif./Je-suit HS)
DT Noble Hall (Valley HS)	Las Vegas, Nev.	LB Ikem Okeke (Bishop Gorman HS)
WR Ethan Dedeaux (Liberty HS)		DB Kalen Hicks (Bishop Gorman HS)
LB Randy Ricks (Legacy HS/Arizona Western CC)		
WR Isiah Macklin (Green Valley HS)		
OL Keith Ismael (Sacred Heart Cathedral)	Oakland, Calif.	LB Paul Scott (McClymonds HS)
CB Ron Smith (St. Mary's HS)		
FB Isaac Lessard (Jesusit HS)	Sacramento, Calif.	DB Trayvon Henderson (Grant Union HS)
		DB Damario Mclean (Elk Grove HS)
S Keoni Stallworth (Cosumnes Oaks HS)	Elk Grove, Calif.	LB Russell Williams, Jr. (Laguna Creek HS/Sacramento City College)

HAWAII (3-4, 1-3 MW)

Aug. 26	at Massachusetts	W, 38-35
Sept. 2	Western Carolina	W, 41-8
Sept. 9	at UCLA	L, 23-56
Sept. 23	at Wyoming*	ot-L, 21-28
Sept. 30	Colorado State*	L, 21-51
Oct. 7	at Nevada*	L, 21-35
Oct. 14	San José State*	W, 37-26
Oct. 28	San Diego State*	5:15 p.m. HT
Nov. 4	at UNLV*	3 p.m. PT
Nov. 11	Fresno State*	6 p.m. HT
Nov. 18	at Utah State*	TBA
Nov. 25	BYU	4 p.m. HT

TEAM COMPARISON (2017)

(National rankings in parentheses; through games of Oct. 22)

Category	San Diego State	Hawai'i
Record	6-2	3-4
Conference	2-2	1-3
Scoring Offense	26.00 (83)	28.86 (63)
Scoring Defense	21.75 (41)	35.57 (111)
Scoring Differential^	1.90 (60)	-11.67 (104)
^ ranking and numbers only include only vs. FBS schools		
Rushing Offense	198.13 (37)	219.14 (25)
Passing Offense	164.38 (113)	261.00 (45)
Total Offense	362.50 (96)	480.14 (17)
Passing Efficiency	132.70 (62)	141.28 (45)
Rushing Defense	142.63 (45)	183.71 (92)
Passing Defense	176.13 (15)	294.71 (125)
Total Defense	318.75 (24)	478.43 (116)
Passing Eff. Defense	128.07 (70)	175.00 (128)
Net Punting	32.75 (125)	38.00 (61)
Punt Returns	9.44 (43)	4.67 (92)
Kickoff Returns	21.95 (52)	22.56 (43)
Punt Return Def.	11.00 (99)	9.38 (91)
Kick Return Def.	21.70 (87)	21.91 (90)
Interceptions Thrown	1 (3)	7 (90)
Fumbles Lost	5 (62)	3 (25)
Passes Intercepted	8 (28)	4 (86)
Fumbles Recovered	4 (63)	4 (54)
Turnovers Lost	6 (9)	10 (62)
Turnovers Gained	12 (50)	8 (83)
Turnover Margin	+0.75 (23)	-0.29 (82)
Sacks	2.13 (61)	2.71 (26)
Tackles for Loss	5.00 (94)	6.57 (50)
Sacks Allowed	3.00 (111)	2.00 (64)
TFL Allowed	7.25 (111)	4.86 (34)
First Downs Off.	148 (69)	154 (25)
First Downs Def.	119 (25)	160 (112)
3rd Down Conv. %	38.94 (71)	43.50 (42)
4th Down Conv. %	37.50 (105)	41.20 (93)
3D Conv. % Def.	38.46 (61)	50.00 (124)
4D Conv. % Def.	00.00 (1)	63.60 (96)
Fewest Penalties	6.38 (71)	9.00 (122)
Fewest Penalty Yds.	56.38 (73)	80.57 (125)
Red Zone Offense	84.62 (60)	71.40 (119)
Red Zone Defense	80.95 (55)	75.90 (31)
Time of Possession	32:49 (17)	32:58 (16)

FBS MOST MISSED TACKLES / RB

Below is a list of the most tackles avoided or broken during the 2017 season by FBS running backs (source: Pro Football Focus, through games of Oct. 21).

Rk.	Player, Team	Missed Tackles
1.	Rashaad Penny, San Diego State	51
2.	David Montgomery, Iowa State	50
3.	Bryce Love, Stanford	47
4.	Jonathan Taylor, Wisconsin	45
5.	Devin Singletary, Florida Atlantic	36
	Phillip Lindsay, Colorado	36
7.	Shamari Brooks, Tulsa	34
	John Kelly, Tennessee	34
9.	Aj Dillon, Boston College	32
10.	Benny Lemay, Charlotte	31
	Trey Sermon, Oklahoma	31

FBS MOST YARDS AFTER CONTACT / RB

Below is a list of the most yards after contact during the 2017 season by FBS running backs (source: Pro Football Focus, through games of Oct. 21).

Rk.	Player, Team	Yards After Contact
1.	Jonathan Taylor, Wisconsin	795
2.	Rashaad Penny, San Diego State	733
3.	Bryce Love, Stanford	721
4.	Josh Adams, Notre Dame	668
5.	Phillip Lindsay, Colorado	575
6.	Royce Freeman, Oregon	560
7.	Diocemy Saint Juste, Hawai'i	508
8.	Aj Dillon, Boston College	498
9.	David Montgomery, Iowa State	484
10.	Jeffery Wilson, North Texas	468

FBS MOST 15-YARD RUSHES

Below is a list of the most 15-yard rushes during the 2017 season by FBS running backs (source: Pro Football Focus, through games of Oct. 21).

Rk.	Player, Team	15-Yard Rushes
1.	Bryce Love, Stanford	24
2.	Rashaad Penny, San Diego State	20
3.	Jonathan Taylor, Wisconsin	16
4.	Devin Singletary, Florida Atlantic	15
5.	Royce Freeman, Oregon	14
6.	Jeffery Wilson, North Texas	13
	Lexington Thomas, UNLV	13
	Shamari Brooks, Tulsa	13
	Phillip Lindsay, Colorado	13
	Josh Adams, Notre Dame	13
	Saqoon Barkley, Penn State	13

MOST CONSECUTIVE PA W/OUT INT

Below is an active list of the most consecutive pass attempts by an FBS quarterback without an interception (through games of Oct. 21).

Rk.	Player, Team	Streak Started	Att.
1.	Ryan Finley, North Carolina State	Nov. 19, 2016	313
2.	Christian Chapman, San Diego State	Sept. 2, 2017	157
3.	J.T. Barrett, Ohio State	Sept. 9, 2017	151
4.	Nick Stevens, Colorado State	Sept. 16, 2017	138
5.	Chase Litton, Marshall	Sept. 16, 2017	136

LAST MEETING

SAN DIEGO STATE 55, HAWAI'I 0
Nov. 5, 2016 - San Diego, Calif.

SAN DIEGO - Donnel Pumphrey ran for 112 yards and Rashaad Penny added 108 yards on the ground to lead San Diego State to a 55-0 win over Hawai'i on Nov. 5, 2016 at Qualcomm Stadium.

The win, coupled with a Nevada loss at New Mexico later in the night, wrapped up the West Division title for the Aztecs (8-1, 5-0 MW) and a trip to the MW Championship for the second straight season.

The 55-0 win was SDSU's largest margin of victory in a shutout in its Division I history (since 1969) and largest margin of victory overall since 1970 (second largest in its DI history). The 55 points, meanwhile, are San Diego State's most since scoring 56 against Hawai'i in 1996.

Pumphrey had 85 yards by the end of the first quarter and did not play in the fourth quarter for a third consecutive game. It was his eighth consecutive 100-yard game, tying his own personal-best streak and tied for the second longest in school history (Marshall Faulk, 10), and 30th of his career.

Penny, meanwhile, logged his 108 yards on just eight carries, averaging 13.5 yards per attempt. It was his third 100-yard game of his career, all over the past five games. Included in the 108 yards was a 73-yard touchdown, which tied a career long, in the third quarter.

It was the Aztecs' third consecutive game with multiple 100-yard rushers, fourth time in five games, seventh time in 19 games and 25th time in program history.

Juwan Washington added 48 yards on the ground on five attempts (9.6 avg.) and two overall touchdowns, a 24-yard pass from Christian Chapman in the third quarter and a 20-yard run in the fourth.

Chapman tied a career high with three touchdown passes, connecting on strikes of 13 yards to David Wells and nine yards to Quest Truxton in the first quarter, and the 24-yard pass to Washington in the third.

The SDSU defense also got into the mix with two interceptions returned for a touchdown, a 14-yard return by Ron Smith in the first quarter and a 54-yard runback by Damontae Kazee in the fourth. It was the first time San Diego State returned two interceptions back for scores in the same game since the 2015 opener against San Diego. Altogether, the Aztecs picked off the Rainbow Warriors (4-6, 3-3 MW) four times, their most since a five-interception game against USD in the same 2015 opener.

John Baron II added a pair of field goals in the second quarter, connecting on a 30 and 45-yarder. He also tried a career-long 51-yard attempt in the third quarter, but came up just short, snapping a streak of 10 straight makes.


Calvin Munson led SDSU in tackles for the sixth time of the season with eight stops, while Smith, making his first career start at cornerback, added a career-high seven tackles, in addition to the 14-yard interception return for a score.

The San Diego State defense finished with four interceptions, seven pass breakups, a forced fumble and two sacks.

The Aztecs finished with 14 points in the first quarter, 13 in the second, 14 in the third and 14 in the fourth.

SDSU outgained UH, 393-215, including a decisive 296-48 margin on the ground. San Diego State won its 30th straight game when rushing for at least 200 yards.

The Aztecs continued their best start (8-1) since 1977.



SDSU-HAWAI'I

Nov. 5, 2016 | Qualcomm Stadium | San Diego, Calif.
 Attendance: 41,644 | Weather: Clear, 78 degrees

	1	2	3	4	Total
Hawai'i	0	0	0	0	0
San Diego State	14	13	14	14	55

SCORING SUMMARY

SDSU - Wells 13-yd pass f/Chapman (Baron kick)	11:35, 1st
SDSU - Truxton 9-yd pass f/Chapman (Baron kick)	1:59, 1st
SDSU - R. Smith 14-yd INT return (Baron kick)	12:36, 2nd
SDSU - Baron 30-yd field goal	3:45, 2nd
SDSU - Baron 45-yd field goal	0:04, 2nd
SDSU - Penny 73-yd run (Baron kick)	6:42, 3rd
SDSU - Washington 24-yd pass f/Chapman (Baron kick)	1:24, 3rd
SDSU - Kazee 54-yd INT return (Baron kick)	14:42, 4th
SDSU - Washington 20-yd run (Baron kick)	8:02, 4th

TEAM STATS

	Hawai'i	San Diego State
First Downs	15	19
Rushes-Yards	27-48	42-296
Passing Yards	167	97
C-A-I	25-45-4	8-16-1
Total Offense	72-215	58-393
Fumbles-Lost	1-0	1-0
Penalties-Yards	8-69	3-20
Possession Time	32:30	27:30
Turnovers	4	1
Average Field Position	UH 22	SD 39

INDIVIDUAL STATS

Rushing (Atts.-Yards-TDs): UH: Lakalaka 14-40-0; Harris 4-19-0; Zwahlen 1-(-2)-0; Brown 6-(-9)-0. SDSU: Pumphrey 21-112-0; Penny 8-108-1; Washington 5-48-1; Agnew 1-23-0; Truxton 1-23-0; Team 1-(-1)-0; Chapman 5-(-17)-0.


Passing (Att.-Comp.-Int., Yards, TDs): UH: Brown 35-22-3, 135, 0; Zwahlen 10-3-1, 32, 0. SDSU: Chapman 15-7-1, 76, 3; Agnew 1-1-0, 21, 0.

Receiving (No.-Yards-TDs): UH: Ursua 7-41-0; Kemp 5-34-0; Collie 4-30-0; Camanese-Stevens 2-25-0; Ewaliko 2-15-0; Barker 2-13-0; Torres 2-7-0; 'Unga 1-2-0. SDSU: Holder 2-23-0; Bawden 2-7-0; Washington 1-24-0; Richardson 1-21-0; Wells 1-13-1; Truxton 1-9-1.

PENNY FOR HEISMAN

San Diego State senior running back/kickoff returner Rashaad Penny is making the most of his opportunity to be the featured back in the San Diego State offense.

- Penny ranks among the national leaders this season in many categories, including 1st in all-purpose yards (1,530), 3rd in rushing yards (1,115), 3rd in all-purpose yards per game (191.25), T-4th in overall touchdowns (13), 5th in rushing yards per game (139.4), T-6th in total points scored (78), T-8th in kick return touchdowns (1), T-11th in rushing touchdowns (10), T-18th in points per game (9.8) and 25th in rushing yards per carry (6.23).
- Additionally, according to Pro Football Focus, Penny has the second most rushing yards after contact (733) and is second nationally



Penny

with 51 missed tackles off rushes. He is averaging 91.6 yards per game after contact. <<< See [Rashaad Penny breakout, page 18](#) and [Rashaad Penny player notes, page 56-60](#)

- Prior to the Boise State game, Penny had a career-high six consecutive 100-yard rushing games. He is the second Aztec to rush for at least 100 yards rushing in each of the first six games of the season and first since Marshall Faulk in 1992.
- His streak of six consecutive 100-yard rushing games was tied for the second-longest active streak in the nation.

Penny Career Rankings				
Category	No.	SDSU Rk.	Active FBS	All-Time NCAA
KOR Touchdowns	6	1	1	T-3rd
Rushing YPC*	6.7	1	3	
KO Return Average^	29.4	1	3	
All-Purpose Yards	5,210	3	5	
Total TDs	37	6	10	
Rushing TDs	25	8	29	
Rushing Yards	2,523	9	30	

* - min. 2,400 yards; ^ - min. 30 KR

CHAPMAN IS WINNING GAMES, CLIMBING CHARTS



Chapman

San Diego State junior quarterback Christian Chapman is scheduled to make his 24th consecutive start Saturday when the Aztecs play at Hawai'i. In addition to being the signal-caller over San Diego State's most successful period in program history, the Carlsbad native is in extremely rare company.

Below are a few of his accomplishments.

- Chapman is 19-5 as a starter. The 79.2 winning percentage is the highest in San Diego State's Division I era (min. 15 starts.) <<< See [left column of page 8](#)
- Saturday, Chapman will start his 25th consecutive game, the third-longest streak in the school's Division I history.
- Chapman has 157 consecutive passes without throwing an interception. His last INT came on the final play of the first half against UC Davis when he threw a Hail Mary that was picked off. If you discount that attempt, he

has gone 195 passes without an interception on non-Hail Mary attempts (dates back to the first quarter of the conference championship game at Wyoming, Dec. 3, 2016).

- Chapman has 3,715 career passing yards. That ranks 19th on the school's career list.
- San Diego State is 9-0 when he has a passer rating of 165.0 or higher.
- Chapman has eight career games with multiple touchdown passes and has never thrown more than one interception in a game.
- Chapman has never thrown an interception in a regular-season road conference game (103 attempts). He is 5-1 in those games with six touchdown passes.

<<< See [Christian Chapman player notes, page 39-41](#)

BULLET NOTES - OFFENSE

- San Diego State returns five starters on offense this season - senior fullback [Nick Bowden](#), junior quarterback [Christian Chapman](#), senior wide receiver [Mikah Holder](#), senior right guard [Antonio Rosales](#) and senior tight end [David Wells](#).
- [Jeff Horton](#) is in his seventh season at San Diego State and his third as SDSU's offensive coordinator (served the previous four seasons as an assistant head coach and running backs coach). Among his other experience, he served as the head coach at Nevada and UNLV and interim head coach at Minnesota. In addition to being the offensive coordinator, he is also an associate head coach.
- San Diego State's offensive two-deep has started a combined 191 games. Senior wide receiver [Mikah Holder](#) leads the group with 29 career starts followed by junior quarterback [Christian Chapman](#) at 24.
- The Aztec offensive line is anchored by senior right guard [Antonio Rosales](#) (who missed games against Northern Illinois and Fresno State). A preseason first-team all-league selection by [Lindy's Sports](#), Rosales is the only offensive lineman on the current roster who started a game for SDSU prior to the start of the season. The other four players include two redshirt freshmen and a sophomore entered the season having played in 26 games with no starts.
- San Diego State started four redshirt freshman - center [Keith Ismael](#), wide receiver [Isiah Macklin](#), left tackle [Tyler Roemer](#) and wide receiver [Tim Wilson](#) - and a sophomore - left guard [Daishawn Dixon](#) in the opener. True freshman [Dominic Gudino](#) earned a start at right guard vs. Northern Illinois and at center against Fresno State at with Rosales out with an ankle injury and redshirt freshman [Collin Andrews](#) also started for the first time vs. NIU.
- Full bios of selected offensive players:
 - [Christian Chapman](#) - pgs. 39-41
 - [Rashaad Penny](#) - pgs. 56-60
 - [David Wells](#) - pgs. 71-72

OFFENSIVE NUMBERS

- SDSU has scored 27 or more points in 13 of the last 16 games and in 25 of the last 31 games.
- San Diego State has scored 30 or more points in 21 of their last 30 games (1,010 points total, 33.7 ppg).
- The Aztecs are 30-2 the last 32 times they have scored at least 30 points and 42-7 in the Rocky Long era when scoring 30-plus points.
- Since Oct. 3, 2015, San Diego State is 26-3 when scoring at least 20 points.
- Since the beginning of 2014, SDSU is 30-5 when committing one turnover or less and 5-9 when having two or more turnovers in the game. San Diego State has one turnover or less in 28 of the 36 games since the start of the 2015 campaign.
- SDSU is 22-2 in the last 24 games when owning an edge in time of possession.
- San Diego State is 58-14 in the Rocky Long era when scoring just 20 or more points.

- The Aztec offense ranks among the top 10 this year in interceptions thrown (1, T-3rd) and turnovers lost (6, T-9th).
- This year an SDSU athlete has the third-longest rush in FBS play ([Rashaad Penny](#), 95 yards at Arizona State), the fifth-longest pass play ([Christian Chapman](#) to [Fred Trevillion](#), 89 yards vs. Boise State), the 10th-longest interception return ([Tariq Thompson](#), 83 vs.

SDSU IN THE RANKINGS (2017)

Category	Pct./No.	NCAA	MW
Rushing Offense	198.13	37	5
Passing Offense	164.38	113	10
Total Offense	362.50	96	9
Scoring Offense	26.00	83	9
Passing Efficiency	132.70	62	6
Rushing Defense	142.63	45	3
Passing Defense	176.13	15	3
Total Defense	318.75	24	3
Scoring Defense	21.75	41	4
Passing Efficiency Defense	128.07	70	5
Net Punting	32.75	125	11
Punt Returns	9.44	43	4
Kickoff Returns	21.95	52	5
Turnover Margin	0.75	23	3
Fumbles Recovered	4	63	9
Passes Intercepted	8	28	3
Fumbles Lost	5	62	7
Interceptions Thrown	1	3	1
Turnovers Gained	12	50	6
Turnovers Lost	6	9	1
Fewest Penalties	6.38	71	8
Fewest Yards Penalized	56.38	73	8
Punt Return Yardage Def.	11.00	99	7
Kickoff Return Yardage Def.	21.70	87	10
Sacks	2.13	61	6
Tackles for Loss	5.00	94	8
Sacks Allowed	3.00	111	11
Tackles for Loss Allowed	7.25	111	11
3rd Down Conversion Pct.	38.94	71	5
4th Down Conversion Pct.	37.50	105	9
3rd Down Defense	38.46	61	4
4th Down Defense	0.00	1	1
Time of Possession	32:49	17	3
First Downs	148	69	6
Opponent First Downs	119	25	4
Field Goal Percentage	84.62	24	4
Red Zone Offense	84.62	60	7
Red Zone Defense	80.95	55	6
PAT Kicking	1.000	1	1

Red indicates top 20 in FBS or Mountain West leader

LONG ERA DEFENSIVE SCORING PLAYS

2017	Tariq Thompson.....83-yd INT vs. Northern Illinois (S.30) (TD)
2016	Ron Smith.....54-yd INT vs. Houston (D.17) (TD)
	Damontae Kazee.....54-yd INT vs. Hawai'i (N.5) (TD)
	Ron Smith.....14-yd INT vs. Hawai'i (N.5) (TD)
	Malik Smith.....28-yd INT at Utah State (O.28) (TD)
	Ronley Lakalaka.....9-yd INT vs. California (S.10) (TD)
2015	Alex Barrett.....43-yd INT vs. Cincinnati (D.24) (TD)
	Damontae Kazee.....55-yd INT at Colorado St. (O.31) (TD)
	Calvin Munson.....67-yd INT vs. San Diego (S.6) (TD)
19-yd INT vs. San Diego (S.6) (TD)
2014	Calvin Munson.....56-yd INT vs. Air Force (N.21) (TD)
2013	J.J. Whittaker.....18-yd INT vs. Boise State (N.23) (TD)
2012	Everett Beed.....52-yd FR vs. Air Force (N.10) (TD)
	Leon McFadden.....96-yd INT at Fresno State (S.29) (TD)
	Eric Pinkins.....32-yd INT at Fresno State (S.29) (TD)
	Leon McFadden.....28-yd INT vs. North Dakota (S.15) (TD)
2010	Jerome LongFR in end zone after Rob Andrews' FF
 at TCU (N.13) (Safety)
2009	Luke Laolagi.....55-yd INT at UNLV (N.28) (TD)
	Dey Juan Hemmings.....14-yd FR after Ernie Lawson's FF
 vs. New Mexico State (O.3) (TD)
	Team..... QB fell in end zone vs. So. Utah (S.12) (Safety)

SDSU INDIVIDUAL RANKINGS (2017)

(Top 10 MW; Top 75 NCAA)

Player	Category	Pct./No.	NCAA Rk.	MW Rk.
Andrew Aleki	Fumbles Rec.	1	59	--
John Baron	PAT Pct.	1.000	1	1
	Field Goal Pct.	84.62	24	4
	Pts by Kickers	7.25	29	3
	Field Goals PG	1.38	36	5
	Scoring	7.25	--	7
Christian Chapman	Pass YPC	12.60	46	5
	Yds Per Att.	7.43	51	5
	Pass Eff.	135.46	51	5
	Comp. Pct.	58.96	66	6
	Pass TDs	8	67	4
	Pass YPG	160.63	82	6
	Comp. PG	12.75	--	8
	Total Offense	158.13	--	9
Noble Hall	TFL PG	0.81	--	8
Brandon Hecklein	Punting	38.74	--	7
Jay Henderson	Sacks	0.50	--	7
	TFL PG	0.81	--	8
Isiah Macklin	Fumbles Rec.	1	59	--
Damon Moore	Fumbles Rec.	1	59	--
Rashaad Penny	APYPG	191.25	3	1
	Total TD	13	4	1
	RYPG	139.38	5	2
	KO Ret. TD	1	8	2
	Rush TD	10	11	3
	Scoring	9.75	18	3
	RYPG	6.23	25	4
	KO Ret. YPG	25.36	28	2
	PtsRespForPG	9.75	--	6
Ron Smith	Passes Def.	1.38	18	1
Tariq Thompson	INT PG	0.25	44	4
	Fumbles Rec.	1	59	--
Quest Truxton	Punt Ret.	9.44	24	4
Juwan Washington	KO Ret. TD	1	8	2

Red indicates top 25 in FBS or Mountain West leader

TOP SCORING DEFENSES SINCE 2014

Best scoring defenses since start of 2014 (min. 40 GP, through Oct. 21).

Rk.	School	Pts. Allowed Per Game
1.	Alabama	14.6
2.	Wisconsin	16.3
3.	Ohio State	17.4
4.	Michigan	17.7
5.	Clemson	18.1
6.	Washington	19.0
7.	Florida	19.3
8.	San Diego State	19.3
9.	LSU	19.3
10.	Georgia	19.3

TOP TOTAL DEFENSES SINCE 2014

Best total defenses since start of 2014 (min. 40 GP, through Oct. 21).

Rk.	School	Total Yds. Allowed Per Game
1.	Alabama	280.0
2.	Michigan	280.8
3.	Wisconsin	285.1
4.	Clemson	295.7
5.	San Diego State	312.4
6.	Georgia	312.7
7.	Ohio State	316.2
8.	Florida	316.4
9.	Penn State	318.6
10.	Boston College	319.8

- Northern Illinois) and tied for the ninth-longest kick return (Penny, 99 yards at Arizona State).
- Chapman has started 24 consecutive games, the longest streak on either side of the ball.
- Penny has played in 49 straight games, the longest streak on the team.
- Among active players in FBS, Penny is ranked first in kick return touchdowns (6), third in rush average (6.7, min. 300 att.) and kick return average (29.4, min. 30 att.), fifth in all-purpose yards (5,210) and tied for 10th in total touchdowns (37).
- Penny is fourth at San Diego State in overall touchdowns (37) and eighth in points scored (222).
- Penny has 33 touchdowns (24 rushing, five receiving and four kick return) over the last 26 games heading into the Hawai'i contest.
- SDSU is 22-3 over Penny's career when he scores at least one touchdown and 9-0 when he scores multiple touchdowns.
- Penny has scored multiple rushing touchdowns in six games over his career, including three times this year.
- Penny has 37 overall touchdowns, including 25 rushing, six kick return and six receiving.
- Penny was named the MW Offensive Player of the Week on Sept. 4 for his play against UC Davis in the opener, when he ran for 197 yards and two touchdowns on a then career-high 21 carries in just three quarters. The 197 yards were the third most in a SDSU season opener in its Division I history (since 1969).
- Penny had arguably the best game of this career at Arizona State, rushing 18 times for a career-high 216 yards (12.0 avg.) and a touchdown, while adding four catches for 38 yards and a touchdown, and a 99-yard kick return for a score. For his efforts, racked up numerous awards, including the Walter Camp FBS Offensive Player of the Week, the MW Offensive Player of the Week and the MW Special Teams Player of the Week, the Paul Hornung Award Honor Roll and a CFPA Honorable Mention National Performer of the Week.
- In the ASU game, Penny became the first player (still the only player) in FBS this season with at least one rushing touchdown, one receiving touchdown and one kick return score in the same game.
- Penny's 353 all-purpose yards (216 rushing, 99 kick return and 38 receiving) are the second most in a FBS game this season, third most in SDSU single-game history, only trailing Marshall Faulk's 422 vs. Pacific on Sept. 14, 1991 and Darnay Scott's 354 against UTEP on Oct. 17, 1992, and rank as the fifth most in Mountain West history.
- Penny had another solid outing against Stanford, rushing a career-high 32 times for 175 yards, while adding a career-high five receptions for 31 yards en route to being named the MW Offensive Player of the Week for a third straight week. The 175 yards are the fourth most in the country this year against a Top 25 team as he broke 200 all-purpose yards for the third straight game.
- Penny rushed 20 times for 128 yards (6.4 avg.) with three touchdowns in stormy conditions at Air Force, while catching three passes for 18 yards en route to being named the MW Offensive Player of the Week for a fourth straight week, the first time that has happened in league history.
- Penny has seven MW player-of-the-week awards for his career, including five this year in eight weeks (four-time offensive player of the week, special teams player of the week on Sept. 11) (He was also a MW Special Teams Player-of-the-Week winner once in 2015 and once in 2016).
- Penny's seven MW weekly accolades are tied with Ronnie Hillman for SDSU's most in league history
- Juwan Washington has 11 touchdowns (eight rushing, two kick return, one receiving) over the last 15 games.
- Dominic Gudino started at right guard vs. Northern Illinois, the first Aztec true freshman to start offense since current fullback Nick Bawden started at quarterback at Fresno State on Oct. 3, 2013.

RUSHING OFFENSE

- Since Jeff Horton took over as offensive coordinator prior to the 2015 campaign, San Diego State is 15th nationally in rushing yards per game (237.0), 19th in rushing touchdowns (80) and 21st in rushing yards per carry (5.2).
- San Diego State has won 35 consecutive games when rushing for at least 200 yards (last loss: Sept. 22, 2012 vs. San José State).
- San Diego State has a 100-yard rusher in six of eight games this season, 17 of 22 games since 2016 (23, 100-yard rushers total) and 26 of the 36 games since Jeff Horton took over as the offensive coordinator in 2015 (35, 100-yard rushers total). Since Horton arrived as the running back coach in 2011, SDSU has a 100-yard rusher in 62 of the 88 games and 75, 100-yard rushers overall.
- Rashaad Penny ranks eighth at SDSU all-time in rushing touchdowns (25), tied for eighth in 100-yard rushing games (11), ninth in rushing yards (2,523).
- Penny is averaging 6.67 yards per carry for his career, the highest average in SDSU Division I history (since 1969) among players with at least 1,100 career yards.
- Penny had six straight 100-yard rushing games (first six games of the season), which was tied for fifth longest streak at SDSU.
- Penny has 11 career 100-yard games (T-8th at SDSU) and two career 200-yard games (T-7th at SDSU).
- All 11 of Penny's 100-yard rushing games have come in his last 18 games. During that span, he has rushed for 1,945 yards and 19 rushing touchdowns.
- San Diego State is 15-2 when Penny rushes for at least one score and 6-0 when he rushes for multiple touchdowns.
- The Aztecs are also 11-0 when Penny rushes for at least 100 yards, 5-0 when he breaks 150 yards and 2-0 when he reaches 200 yards.
- Penny leads FBS in all-purpose yards (1,530), is third in rushing yards (1,115) and all-purpose yards per game (191.25), tied for fourth in overall touchdowns (13) and fifth in rushing yards per game (139.4).
- Penny is also tied for sixth total points scored (78), tied for eight in kick return touchdowns (1), tied for 11th in rushing touchdowns (10), tied for 18th points per game (9.8) and 25th in rushing yards per carry (6.23).
- Penny's 1,115 rushing yards are more than 58 other FBS teams.
- Penny was the second Aztec in school history and first since Marshall Faulk in 1992 to start a season with six straight 100-yard rushing games.
- Penny reached 1,000 rushing yards in the team's seventh game of the season, tied for the third-fewest games in program history.
- Penny is already ranked 17th in SDSU single-season history in rushing yards (1,115).
- Penny's rush averages rush averages by quarter this year: 1st - 6.3, 2nd - 6.1, 3rd - 6.1, 4th - 6.2 - and by half: 1st - 6.2, 2nd - 6.2.
- Penny's rush averages by down - 1st - 6.0, 2nd - 4.9, 3rd - 9.1, 4th - 8.7.

- Penny's 216 rushing yards at Arizona State are tied for the 20th most in a game this season in FBS play.
- Penny's first score vs. ASU was a 95-yard rushing touchdown to put San Diego State up, 7-0, in the first quarter, which is the third-longest rushing play in FBS this season, third-longest rushing play in program history and longest since a 99-yard run by Ronnie Hillman vs. Wyoming on Oct. 29, 2011.
- Penny is the 11th player in SDSU history with multiple 200-yard rushing games.
- If you take away the 23 times Christian Chapman has been sacked this year (for 141 yards), he has rushed 33 times for 151 yards (4.6 avg.) with a touchdown.

PASSING OFFENSE

- Christian Chapman is 19-5 as a starting quarterback, winning both the 2015 and 2016 MW Championship game and the 2015 Hawai'i Bowl and 2016 Las Vegas Bowl.
- In four career postseason appearances (MW championships and bowl games), Chapman is 4-0 and has completed 33 of 52 attempts (63.5 pct.) for 529 yards and three touchdowns against one interception for a 164.11 pass efficiency rating.
- Chapman's all-time SDSU Division I era (since 1969) ranks (min. 15 starts): first in quarterback winning percentage (.792), third in QB victories (19) and sixth in pass efficiency rating (143.6)
- Chapman has eight career games with multiple touchdown passes and has never thrown more than one interception in a game.
- Chapman has four second-half come-from-behind wins, tied with David Lowery and Mark Halda for the fourth most in SDSU's Division I era (since 1969).
- Chapman's 24 consecutive starts at quarterback are the program's most since Ryan Lindley started a school-record 44 straight from Oct. 18, 2008-Dec. 17, 2011.
- For his career, Chapman has 30 touchdown passes against eight interceptions.
- Chapman has not thrown an interception since the last play of the first half in the UC Davis opener (a Hail Mary) (157 passes (and seven complete games) without an interception, the longest streak of his career (has seven touchdown passes over that span)).
- Chapman's 157 attempts without an interception is the second-longest active streak in the country.
- Chapman leads the MW in interception percentage (0.6, 3rd nationally) and touchdown-to-interception ratio (8.0, T-7th nationally).
- Chapman also ranks fourth in the MW in passing yards (1,285), tied for fourth in passing touchdowns (8), fifth in yards per completion (12.60, 46th nationally), touchdown percentage (4.6), pass efficiency rating (135.46) and yards per attempt (7.43), sixth in passing yards per game (160.6), completion percentage (59.0) and attempts (173).
- Chapman's pass efficiency rating by quarter this year: 1st - 116.6, 2nd - 123.0, 3rd - 183.4, 4th - 126.0 - and by half: 1st - 120.6, 2nd - 155.8.
- Chapman's pass efficiency rating when winning this year: 132.5 - and when trailing: 143.3
- Chapman's pass efficiency rating when the score is within three points in the fourth quarter: 436.8 (3-for-3, 81 yards, 1 TD, 0 INT) - and within seven points in the fourth quarter: 206.2 (10-for-14, 146 yards, 2 TD, 0 INT).
- Chapman led SDSU to a win against No. 19/19 Stanford on a game-winning drive that started with 6:15 left and used up 5:21 of clock. Numbers on the game-winning drive: 4-for-5 (4 of last 4), 47 yards, one touchdown, three different receivers, 224.96 pass efficiency rating.
- Chapman threw an 89-yard touchdown pass to Fred Trevillion against Boise State, the fourth-longest passing play in SDSU history and the longest since a 90-yard pass by Ryan Lindley to Vincent Brown vs. No. 25 Utah on Nov. 20, 2010. It is also the fifth-longest in FBS play this season.
- Mikah Holder is averaging 17.1 yards per catch over his career, which ranks second by an Aztec since 1996 (Derrick Lewis, 20.5 from 1999-01, min. 60 rec.).
- Holder is also sixth among the active FBS leaders in catch average (17.1, min. 80 rec.).
- Holder a career-high nine receptions for a season-high 144 yards at UNLV, eclipsing 100 yards receiving for the second time of his career and first time since the 2016 opener against New Hampshire.
- Holder's nine receptions were the most by an Aztec since Ezell Ruffin had 10 receptions vs. Fresno State on Oct. 26, 2013.
- All nine of Holder's catches against UNLV were for first downs.
- Holder has two of the team's top receiving games (yards) since the beginning of the 2014 season.
- SDSU had back-to-back 100-yard receivers (Holder, 144 at UNLV and Fred Trevillion, 128 vs. Boise State) for the first time since Ezell Ruffin in 2013 (Oct. 26 and Nov. 2).
- San Diego State had back-to-back 100-yard receiving games from different players (Holder, 144 at UNLV and Trevillion, 128 vs. Boise State) since 2012 (Ruffin on Sept. 8 and Gavin Escobar on Sept. 15).
- Trevillion leads the country with a 34.6-yard catch average (min. 5 rec.).
- Among tight ends in the country, Kahale Warring is ranked in a tie for 31st in touchdown catches (2), 41st in receiving yards (185) and tied for 48th in receptions (13).
- Warring's 74 yards receiving vs. UC Davis were the most by an Aztec tight end since Gavin Escobar had 108 vs. UNLV on Oct. 27, 2012.
- Warring's five catches matched the most by a SDSU tight end since Escobar hauled in six vs. Wyoming on Nov. 24, 2012 (also David Wells vs. San Jose State last year).
- Among tight ends in the country, Wells is tied for 31st in touchdown catches (2).
- Among fullbacks in FBS, Nick Bawden is ranked second in receptions (10) and third in receiving yards (53).

BULLET NOTES - DEFENSE

- For the first time since arriving at San Diego State prior to the 2009 campaign, Rocky Long will not serve as the team's defensive coordinator (although he will continue to call the defense).
- Danny Gonzales is in his first year as defensive coordinator and enters his seventh season as the safeties coach.
- San Diego State returns seven starters off last season's squad which was one of the top units nationally. Returning in 2017 are junior DE Noble Hall (started at defensive tackle last year), senior LB Ryan Dunn, junior LB Ronley Lakalaka, sophomore CB Ron Smith

SDSU UNDER ROCKY LONG

Category	2017	Long Era	Streak
Overall Record	6-2	60-28	L2
Mountain West Record	2-2	38-13	L2
Home Record	3-2	33-13	L2
Road Record	3-0	24-14	W4
Neutral Record	0-0	2-1	W3
Overtime	0-0	4-2	L1
Gms Dec. by 3 Pts or Less	1-0	8-4	W2
Gms Dec. by 7 Pts or Less	3-0	17-8	W4

SCORING

Scoring - first to score	5-0	44-12	W5
Leading - after 1 qtr	1-0	38-8	W1
Leading - at halftime	5-0	41-9	W5
Leading - after 3 qtr	6-0	52-10	W8
Scoring - 20 or more points	6-0	58-14	W8
Scoring - 30 or more points	4-0	43-7	W5
Scoring - 40 or more points	1-0	20-1	W15

OFFENSE

Total Offense - 500+ yds	1-0	8-3	W3
Total Offense - 400+ yds	2-0	39-7	W22
Passing - 300+ yds	0-0	1-5	W1
Rushing - 200+ yds	3-0	43-2	W35
First Downs - 20+	3-0	39-10	W8
3rd Down Conv. - 50 pct.+	2-0	25-2	W15
Turnovers - 2 or fewer	6-2	54-15	L2
Field Position - 30 or better	5-0	42-13	W7
Field Position - 25 or better	6-1	54-22	L1
Play Call - 50 pct.+ rushing	6-2	58-18	L2

DEFENSE

Allowing 24 points or less	5-0	48-4	W25
Allowing 17 points or less	3-0	36-1	W21
Total Offense - <=300 yds.	3-0	30-2	W19
Passing - <= 150 yds.	2-1	23-5	L1
Rushing - <= 100 yds	2-0	29-8	W9
First Downs - <= 15	4-2	31-3	L2
3rd Down Conv. - <= 33 pct.	2-1	32-3	L1
Turnovers - forced 3 or more	3-0	29-5	W18
Field Position - <=25	3-0	31-6	W13
Field Position - <=20	1-0	5-0	W5
Defense Scores Points	1-0	12-1	W11

COMPARISON

SDSU more Rushing Yards	3-0	45-12	W11
SDSU more Return Yards	2-1	24-17	L1
SDSU fewer Turnovers	5-0	41-4	W21
SDSU more Time of Poss.	4-2	41-12	L2
SDSU more 1st D. and ToP	3-1	34-6	L1
SDSU better Avg. Field Pos	5-0	49-11	W7
SDSU adv. in TO and AFP	4-0	37-4	W19
SDSU ST (KR/PR) Score	2-0	12-3	W2

INDIVIDUAL

Rusher - 100+ Yards	6-0	52-11	W14
Multiple - 100+ Yards	0-0	13-0	W16
Passer - 300+ Yards	0-0	1-5	W1
Receiver - 100+ Yards	1-1	13-5	L1
100+ Rusher, 300+ Passer	0-0	1-3	W1

LONG ERA SPECIAL TEAMS SCORING PLAYS*

2017

Juwan Washington..... 96-yd KR vs. Northern Illinois (S.30) (TD)
 Rashaad Penny..... 99-yd KR at Arizona State (S.9) (TD)

2016

Juwan Washington..... 92-yd KR at Wyoming (N.19) (TD)
 Rashaad Penny..... 93-yd KR at Wyoming (N.19) (TD)
 Rashaad Penny..... 100-yd KR vs. California (S.10) (TD)

2015

Rashaad Penny..... 100-yd KR vs. Cincinnati (D.24) (TD)
 Damontae Kazee..... 66-yd PR at UNLV (N.21) (TD)
 Rashaad Penny..... 100-yd KR at Penn State (S.26) (TD)
 Rashaad Penny..... 97-yd KR vs. San Diego (S.5) (TD)

2014

Lloyd Mills..... 67-yd PR vs. Northern Arizona (A.30) (TD)

2013

Tim Vizzi..... 71-yd PR at UNLV (N.30) (TD)
 Tim Vizzi..... 41-yd PR vs. Boise State (N.23) (TD)
 Team..... Fumbled punt out of end zone (O.4) (Safety)
 Sam Meredith..... PAT block; David Lamar returned for
 def. PAT at New Mexico State (S.28) (2 pts.)

2012

Colin Lockett..... 100-yd KR at Boise State (N.3) (TD)
 Colin Lockett..... 96-yd KR vs. Army (S.8) (TD)

2011

Brandon Davis..... 98-yd KR at Air Force (O.13) (TD)
 Colin Lockett..... 94-yd KR vs. Cal Poly (S.3) (TD)
 * - includes only since he became SDSU's head coach in 2011

CAREER START CHART

Career Starts (Off/Def)	'13	'14	'15	'16	'17	Total
Trey Lomax, WAR	RS	11	2	12	8	33
Mikah Holder, WR	-	0	11	13	5	29
Ryan Dunn, LB	-	RS	13	8	1	22
Noble Hall, DT/DE	-	RS	3	14	8	25
Christian Chapman, QB	-	RS	2	14	8	24
Kameron Kelly, WAR/CB	-	0	13	1	8	22
Ronley Lakalaka, LB	-	-	0	13	8	21
Nick Bawden, QB/FB	-	-	2	11	7	20
Antonio Rosales, OL	RS	0	0	14	6	20
David Wells, TE	RS	0	0	14	6	20
Parker Baldwin, AZ	-	-	0	9	8	17
Ron Smith, CB	-	-	RS	6	8	14
Rashaad Penny, RB	-	0	4	1	8	14
Jay Henderson, LB	-	0	0	3	8	11
Myles Cheatum, DE	-	-	RS	0	8	8
Daishawn Dixon, OL	-	-	RS	0	8	8
Keith Ismael, OL	-	-	-	RS	8	8
Sergio Phillips, DT	-	0	0	0	8	8
Tyler Roemer, OL	-	-	-	RS	8	8
Tariq Thompson, WAR	-	-	-	-	8	8
Parker Houston, TE	-	-	-	4	4	8
Troy Cassidy, LB	-	-	-	0	7	7
Randy Ricks, LB/DE	-	-	2	4	0	6
Ryan Pope, OL	-	-	RS	0	6	6
Juwan Washington, RB	-	-	RS	1	3	4
Dakota Turner, DL/FB	RS	0	0	3	0	3
Joe Salcedo, OL	-	RS	0	0	2	2
Fred Trevillion, WR	-	0	-	-	2	2
Dominic Gudino, OL	-	-	-	-	2	2
Isaac Lessard, FB	-	-	RS	0	1	1
Isiah Macklin, WR	-	-	-	RS	1	1
Tim Wilson, Jr., WR	-	-	-	RS	1	1
Kahale Warring, TE	-	-	-	RS	1	1
Collin Andrews, WR	-	-	-	RS	1	1
Quest Truxton, WR	-	-	-	1	0	1

and junior AZ Parker Baldwin.

- **Noble Hall** was named the MW Defensive Player of the Week for his play at Arizona State, when he set career highs in every category against the Sun Devils, registering five tackles (four solo), 1.5 sacks for 13 yards, 2.5 tackles for loss for 20 yards and two forced fumbles.
- The MW Defensive Player-of-the-Week award was Hall's first career defensive honor, the first by an Aztec since Malik Smith won the weekly award on Nov. 30, 2015, the first by a SDSU defensive lineman since Jerome Long on Sept. 13, 2011 and just the third San Diego State defensive lineman to win the award in the MW era (since 1999).
- **Kameron Kelly** won the award the following week for his play against No. 19/19 Stanford, when he had six tackles (five solo), with a career-high two sacks, career-best two tackles for loss, his first career forced fumble and an interception. The two sacks were the first of his career (in his 36th game) as was the forced fumble, which stopped the Cardinal from driving in the waning moments of the second quarter.

DEFENSIVE NUMBERS

- Since Nov. 14, 2015 (includes 27 SDSU games), San Diego State ranks seventh in total offense allowed per game (307.7) and 10th nationally in points allowed per game (19.2).
- Since the beginning of 2009, when Long took over as defensive coordinator, the Aztecs rank 16th nationally in yards per rush allowed (3.7), 18th in yards allowed per game (348.6) and yards per touch (6.3), and 28th in points allowed per game (23.5).
- SDSU has returned six interceptions for touchdowns since the beginning of the 2016 season (4th nationally, one behind leaders).
- The Aztec defense is tied for the FBS lead in fourth down defense (T-1st, .000).
- SDSU has held an opponent scoreless on its opening drive 26 times over the last 33 games and 27 times since 2015 (36 games).
- San Diego State had 45 tackles in the first half against Air Force after recording 42 for the game the previous week vs. No. 19/19 Stanford.
- The Aztecs allowed a two-point conversion at Air Force for the first time since Nov. 12, 2011 at Colorado State.
- SDSU held Air Force to 154 total yards on 48 plays (3.21 YPP) over the final three quarters after allowing 99 yards on 18 plays (5.50 YPP) in the first quarter.
- Opponents have failed to convert on fourth down against the Aztecs in each of their last 13 attempts (0-for-13) dating back to last season.
- **Parker Baldwin** and **Ronley Lakalaka** lead the team with 51 tackles.
- **Baldwin** is fifth in the MW in tackles per game among defensive backs (6.5).
- Over the last nine games (including last year's Las Vegas Bowl), **Noble Hall** has totaled 40 tackles (18 solo), 8.5 tackles for loss, 3.5 sacks and two forced fumbles.
- **Sergio Phillips** ranks fifth in the MW in tackles per game (3.8) among defensive linemen, while Hall is tied for eighth (3.5).
- **Trey Lomax** has the most starts among any player on the Aztec defense (33).
- **Thompson** became the first Aztec true freshman to start on defense against UC Davis since Leon McFadden started at Colorado State on Oct. 24, 2009.
- **Thompson** was also the first SDSU true freshman to start on defense since McFadden started the 2009 opener at UCLA.

RUSHING DEFENSE

- Since the beginning of the 2015 campaign, San Diego State ranks third nationally in rushing yards allowed per game (115.1) and fifth in rushing yards per attempt (3.3).
- Sixteen of San Diego State's last 33 opponents have failed to rush for more than 80 yards.
- During the last 33 games (since Sept. 26, 2015), opponents have rushed 1,129 times for 3,659 yards and 3.2 yards per carry. Over that span, SDSU's ranks fourth in yards per carry (3.2) and third nationally in rushing yards allowed per game (110.9).
- Since **Rocky Long** began his tenure as the team's defensive coordinator (prior to the 2009 campaign), San Diego State is 19-4 when holding the opposition to less than 75 yards rushing and 22-5 when the opposition averages less than 2.50 yards per carry.
- **Trey Lomax** leads the team with 41 tackles on rushing plays.
- San Diego State held UNLV to just 106 yards on the ground, its fewest since only rushing for 80 against the Aztecs on Nov. 21, 2015. Three of UNLV's five-fewest rushing games since 2015 have come vs. SDSU.

PASSING DEFENSE

- Under head coach **Rocky Long**, San Diego State is 36-5 in games in which the opponent has a passing efficiency rating of 116.50 or less.
- Since the beginning of the 2015 campaign, San Diego State's 57 interceptions are the most in the country (by a margin of seven), while its 10 interception returns for touchdowns are tied for second in the country with Ohio State (Alabama has 11).
- Since 2010, the Aztecs are 45-9 when holding the opponent to 200 or fewer passing yards.
- In 17 of its last 38 games, SDSU has held its opponent to a passer rating of less than 100.00.
- **Jay Henderson** ranks in a tie for sixth in the Mountain West in sacks per game (0.50) and in a tie for eighth in tackles for loss per game (0.81).
- **Henderson** has a monster game against Northern Illinois, recording career highs in tackles (6), tackles for loss (4.0) and sacks (3.0).
- **Henderson's** four tackles for loss were the most by an Aztec since Calvin Munson had four at San Jose State on Oct. 17, 2015 and tied for the ninth most in a game this season.
- **Henderson's** three sacks were the most by an Aztec since Kyle Kelley had 3.5 vs. Cincinnati in the Hawai'i Bowl on Dec. 24, 2015 and tied for the eighth most in a game this year.
- **Kameron Kelly** and **Ron Smith** are ranked in a tie for sixth in in the MW in interceptions (2).
- **Ron Smith** is tied for the team lead (T-18th nationally) in passes defended per game (INT + PBU) (1.38).
- **Smith** leads the team with 19 tackles on passing plays.
- **Tariq Thompson** is tied for 16th in the nation in interceptions (2, T-3rd in MW) and tied for 44th in interceptions per game (0.38, T-

4th in MW).

- Ta. Thompson had an 83-yard interception return for a touchdown vs. Northern Illinois, SDSU's longest since Leon McFadden had a 96-yard interception score at Fresno State on Sept. 29, 2012. the fourth longest by an Aztec since at least 1996 and the 10th longest in FBS play this year.

BULLET NOTES - SPECIAL TEAMS

- ESPN Team Efficiencies ranked San Diego State's special teams unit as the 23rd best in the country in 2015 and last year SDSU was 13th.
- Associate head coach and special teams coordinator Bobby Hauck is in his third season with the Aztecs after serving as the head coach at UNLV (2010-14) and Montana (2003-09). This is the 24th time in the last 25 seasons that he has served as the special teams coordinator.
- Since the start of the 2015 season, San Diego State has eight kickoff returns for touchdowns, the most in FBS play over that time and two more than No. 2 (Memphis, 6).
- The Aztecs are the only team in FBS play this year with a kick return touchdown from two different players (Rashaad Penny and Juwan Washington).
- Penny's six career kick return touchdowns are the most in program history and one shy from the NCAA record of seven.
- Three of Penny's six kick return touchdowns have gone for 100 yards (has only happened three other times in school history).
- Penny also ranks second all-time at SDSU in kick return yards (2,207, just nine yards short of Colin Lockett's (2010-13) record of 2,216) and kick returns (75), and third in all-purpose yards (5,210).
- Penny had a 99-yard kick return touchdown in the second quarter at Arizona State to put the Aztecs up, 14-7, tied for the 10th-longest kick return in FBS this season and tied for the seventh-longest kick return in program history.
- Among active FBS kickers, John Baron II ranks third in field goal percentage (.889) and 14th in field goals per game (1.45).
- Among all-time SDSU kickers, Baron ranks first in field goal percentage (.889), sixth in field goals (32) and PAT percentage (.976), and eighth in PATs (81).
- Among the FBS leaders, Baron ranks in a tie for first in PAT percentage (1.000, T-1st in MW), a tie for 26th in field goals percentage (.846, 4th in MW), a tie for 29th in kicking points (58, 4th in MW), a tie for 34th in field goals per game (1.38, 5th in MW), 37th in kickoff average (63.4, 3rd in MW) and a tie for 41st in touchbacks (21, 7th in MW).
- Baron had made 25 straight field goals of 50 yards or less before missing one against Stanford. The 25 straight makes of 50 yards or less is a Mountain West record.
- Baron had also made 15 straight field goals overall before missing on his third attempt vs. Stanford.
- Among the all-time leaders at SDSU, Quest Truxton is ranked sixth in punt returns (46) and eighth in punt return yards (422).
- Truxton ranks fourth in the MW and 25th nationally in punt return average (9.4).
- Jeff Clay lead the Aztecs with six special teams tackles.
- Israel Cabrera and Clay lead SDSU with five tackles on the kickoff return unit.
- Andrew Aleki and Kameron Kelly top the Aztecs with three punt return tackles.
- Full bios of selected offensive players:
 - John Baron II - pgs. 35-36
 - Rashaad Penny - pgs. 56-60
 - Quest Truxton - pgs. 66-67

ROCKY LONG



- Rocky Long is in his seventh season as San Diego State's head coach, his ninth with the Aztecs and his 18th season as a head coach.
- Long, a three-time Mountain West Coach of the Year, is the all-time winningest coach in league history. He owns 125 career Mountain West wins.
- Long has guided San Diego State to six bowl games in his first six seasons. His six bowl appearances while leading SDSU is two more than Don Coryell for the most in school history.
- Long is one of 11 active coaches in the country to guide his current team to a bowl game in each of his first six seasons.
- With 60 victories at San Diego State, Long already ranks third on the school's all-time victory list and has more victories as the Aztecs' three previous head coaches, combined (Tom Craft 19, Chuck Long 9 and Brady Hoke 13).
- With his next coaching victory, Long will tie Claude Gilbert for second place on the school's career victory list (61).

LAST TIME OUT

FRESNO STATE 27, SAN DIEGO STATE 3
Oct. 21, 2017 - SAN DIEGO, CALIF.

SAN DIEGO — San Diego State dropped its second straight game Saturday after suffering a 27-3 loss to Fresno State on Homecoming Night at SDCCU Stadium. With the defeat, the Aztecs (6-2, 2-2 MW) fell two games behind the Bulldogs in the West Division standings of the Mountain West.

Despite running eight more plays (62-54) and maintaining a near three-minute advantage in time of possession (31:24-28:36), SDSU was outgained in total offense 375-255, including a 176-90 margin in passing yards. In addition, Fresno State (5-2, 4-0 MW) forced the game's lone turnover inside its own 10, quashing the Scarlet and Black's best scoring threat.

The Aztecs were pinned deep after receiving the opening kickoff, but marched from their own 8-yard line all the way down to the Bulldog 4. Rashaad Penny keyed the drive with a 21-yard burst down the right sideline, while Juwan Washington added a 15-yard run to give the host school a first-and-goal opportunity.

However, two plays after a holding penalty, Fresno State defensive back Mike Bell recovered a Penny fumble at the 10-yard line,

SDSU CAREER VS. HAWAII

Rushing	Att.	Yds.	Avg.	TD
Rashaad Penny	24	174	7.3	1
Christian Chapman	11	9	0.8	0
Nick Bowden	8	36	4.5	0
Juwan Washington	5	48	9.6	1
Quest Truxton	1	23	23.0	0
Ryan Agnew	1	23	23.0	0
Team	1	-1.0	-1.0	0

Passing	A-C-I	Yds.	TD	Eff.
Christian Chapman	14-27-1	148	3	87.90
Nick Bowden	9-24-2	84	1	63.98
Ryan Agnew	1-1-0	21	0	276.40

Receiving	No.	Yds.	Avg.	TD
Mikah Holder	3	35	11.7	0
Nick Bowden	2	7	3.5	0
Juwan Washington	1	24	24.0	1
Darryl Richardson	1	21	21.0	0
David Wells	1	13	13.0	1
Quest Truxton	1	9	9.0	1

Kickoff Returns	No.	Yds.	Avg.	TD
Rashaad Penny	2	34	17.0	0
Kameron Kelly	1	25	25.0	0
Mikah Holder	1	19	19.0	0

Punt Returns	No.	Yds.	Avg.	TD
Quest Truxton	4	73	18.3	0

Defense	S-A-T	Other
Kameron Kelly	8-3-11	
Parker Baldwin	3-5-8	2 PBU, 1 FF
Ron Smith	4-3-7	1 INT
Ronley Lakalaka	1-4-5	1 INT
Sergio Phillips	4-0-4	1.0 TFL, 1 FF, 1.0 Sack
Noble Hall	2-2-4	1 QBH, 0.5 SCK, 0.5 TFL
Trey Lomax	3-1-4	2 PBU
Randy Ricks	2-1-3	1.0 TFL, 2 PBU, 2 QBH
Troy Cassidy	1-2-3	
Myles Cheatham	1-1-2	
Dakota Turner	1-1-2	2 QBH
Ryan Dunn	1-1-2	
Damon Moore	1-1-2	
Kalan Montgomery	0-2-2	
Trenton Thompson	1-0-1	1 PBU
Jeff Clay	1-0-1	
Kyree Woods	1-0-1	1.0 TFL, 1.0 sack
Ryan Pope	1-0-1	
Quest Truxton	1-0-1	
Jay Henderson	1-0-1	
Rashaad Penny	0-1-1	
Israel Cabrera	0-1-1	

Punting	No.	Yds.	Avg.	Long
N/A				

Kicking	FG-FGA	Long	PAT-PATA
John Baron II	2-2	45	7-7

IN-SEASON AZTEC BIRTHDAYS

Date (Opponent)	Name (Age)
Sept. 2 (vs. UC Davis)	Sergio Phillips (23)
Sept. 9 (at Arizona State)	Jon Darius Gardner (23)
Sept. 10	Brandon Fitzpatrick (22)
	Chase Jasmin (19)
Sept. 10	Isiah Macklin (19)
Sept. 21	Quest Truxton (21)
Sept. 26	Ryan Agnew (21)
Oct. 1	Christian Chapman (22)
Oct. 4	Jeff Clay (21)
Oct. 7 (at UNLV)	Garrett Erickson (20)
Oct. 13	Fred Trevillion (23)
Oct. 14 (Boise State)	Ethan Dedeaux (19)
	Kaegun Williams (19)
Oct. 15	Neil Boudreau (20)
Oct. 17	Ryan Pope (21)
Oct. 21 (Fresno State)	Keoni Stallworth (20)
Oct. 26	Garrett Binkley (21)
Nov. 3	Jerry Chaney (20)
Nov. 9	Jay Henderson (22)
Nov. 11	Anthony Luke (21)
Nov. 17	Ryan Dunn (23)
Nov. 18 (Nevada)	Ron Smith (20)
Dec. 1	Collin Andrews (19)
Dec. 5	Trey Lomax (23)
Dec. 6	Parker Houston (20)
Dec. 13	Douglas Tucker (20)
Dec. 18	Trenton Thompson (20)
Dec. 19	Zachary Obles (20)
Dec. 22	Will Stricklin II (20)
Dec. 27	Tyler Hawkins (20)
Jan. 2	Tayari Venable (19)
Jan. 3	Derrick Achaya (21)

FEWEST INT. SINCE 2015

Fewest interceptions by an FBS team since 2015 (min. 25 GP and through Oct. 15)

Rk.	School	Int.
1.	San Diego State	10
2.	Georgia Tech	14
3.	Navy	15
4.	LSU	16
5.	Iowa	18
	North Carolina State	18
	Ohio State	18
	Western Michigan	18
10.	Miami (FL)	19
	Oklahoma	19
	Oklahoma State	19
	Penn State	19
127.	Purdue	50

AZTECS IN THE NFL (AS OF OCT. 23, 2017)

(According to NFL.com, * - practice squad player; ^ - injured list)

CURRENT NFL TEAM SDSU LETTERS

ARIZONA CARDINALS
^Aaron Brewer, LS 2008-09-10-11

ATLANTA FALCONS
*Daniel Brunskill, OL 2013-14-15-16
Damontae Kazee, CB 2013-14-15-16

BALTIMORE RAVENS
^Nico Siragusa, OL 2013-14-15-16

DALLAS COWBOYS
Brice Butler, WR 2012
^Leon McFadden, CB 2009-10-11-12

DETROIT LIONS
*Alex Barrett, DL 2013-14-15-16

GREEN BAY PACKERS
*Darrell Greene, OL 2012-13-14-15

NEW YORK GIANTS
Nat Berhe, S 2010-11-12-13
Calvin Munson, LB 2013-14-15-16

PHILADELPHIA EAGLES
^Donnel Pumphrey, RB 2013-14-15-16

SDSU FUTURE NON-LEAGUE SCHEDULES

2018		2022	
Sept. 1	at Stanford	Sept. 3	Arizona
Sept. 8	Sacramento State	Sept. 10	Toledo
Sept. 15	Arizona State	Sept. 17	at Utah
Sept. 22	Eastern Mich.		
		2023	
2019		Sept. 16	at Oregon State
Aug. 31	Weber State	Sept. 23	UCLA
Sept. 7	at UCLA		
Sept. 28	at Eastern Mich.	2024	
Nov. 30	Brigham Young	Sept. 7	Washington State
2020		2025	
Sept. 5	Sacramento State	Sept. 6	at Washington St.
Sept. 12	at Toledo		
Sept. 19	UCLA	2026	
Nov. 14	at Brigham Young	Sept. 12	at UCLA
		Sept. 19	Oregon State
2021		2027	
Sept. 4	New Mexico State	Sept. 18	at Arizona State
Sept. 11	Arizona		
Sept. 18	Utah	2028	
		Sept. 16	vs. Arizona State

short-circuiting the Aztecs' momentum.

Following an exchange of punts, the Bulldogs needed just four plays to go 61 yards for the game's first score. After Marcus McMaryion connected with Jamire Jordan for a 48-yard reception, Josh Hokit dove in from the 1 to put the visitors up 7-0 with 15 seconds remaining in the first quarter.

On the ensuing drive, Washington powered his way past defenders for a 45-yard gain, giving SDSU a first down at the Fresno State 24. However, the Bulldog defense stiffened, forcing the Aztecs to settle for a 37-yard field goal by John Baron with just over three minutes elapsed in the second period. Fresno State found the end zone once again on its next possession, increasing its lead to 14-3 courtesy of Hokit's 26-yard touchdown run on a 3rd-and-2 situation.

Later in the quarter, the Bulldogs tacked on a 38-yard field goal by Jimmy Camacho with 2:05 left to give the contest its 17-3 score at intermission. SDSU came up empty in the second half, recording just one first down on three possessions in the third quarter.

The Bulldogs padded their lead on 43-yard field goal by Camacho with 6:03 left in the period, while Hokit added his third touchdown of the night on a four-yard scamper just over five minutes later to close out the scoring.

Penny was held to 69 yards on 15 attempts, marking his second straight contest under 100 yards, while Washington gained 68 yards on seven carries.

Despite finishing his seventh consecutive game without an interception, Christian Chapman threw for just 77 yards on 10-of-20 passing and was sacked four times. Meanwhile, Mikah Holder led the receiving corps with four catches for 35 yards.

Conversely, Fresno State running back Jordan Sims led all players with 112 yards rushing on 21 attempts, while Hokit added 77 yards on 14 carries.

The Aztec defense was paced by Ronley Lakalaka, who matched his season high with 10 tackles, including eight solo stops, while Sergio Phillips totaled six tackles of his own, one short of his season best.



SDSU-FRESNO STATE

Oct. 21, 2017 | SDCCU Stadium | San Diego, Calif.

Attendance: 49,053 | Weather: Partly cloudy, 69 degrees, calm wind

	1	2	3	4	Total
Fresno State	7	10	10	0	27
San Diego State	0	3	0	0	3

SCORING SUMMARY

FS - Hokit 1-yard run (Camacho kick)	(00:15, 1st)
SDSU - Baron 37-yard field goal	(11:53, 2nd)
FS - Hokit 26-yard run (Camacho kick)	(9:32, 2nd)
FS - Camacho 38-yard field goal	(2:05, 2nd)
FS - Camacho 43-yard field goal	(6:03, 3rd)
FS -Hokit 4-yard run (Camacho kick)	(1:54, 3rd)

TEAM STATS

	Fresno State	San Diego State
First Downs	15	14
Rushes-Yards	38-199	39-265
Passing Yards	176	90
C-A-I	10-16-0	11-23-0
Total Offense	54-375	62-255
Fumbles-Lost	0-0	2-1
Penalties-Yards	5-40	5-40
Possession Time	28:36	31:24
Turnovers	0	1
Average Field Position	FSU 28	SDSU 25

INDIVIDUAL STATS

Rushing (Atts.-Yards-TDs): FSU: Mims 21-112-0; Hokit 14-77-3; O'Neal 2-11-0; Team 1-(-1)-0. SDSU: Penny 15-69-0; Washington 7-68-0; Agnew 4-39-0; Jasmin 1-(-1)-0; Chapman 12-(-10)-0.
Passing (Att.-Comp.-Int., Yards, TDs): FSU: McMaryion 10-16-0, 176, 0. SDSU: Chapman 10-20-0, 77, 0; Agnew 1-3-0, 13, 0.
Receiving (No.-Yards-TDs): FSU: Johnson 4-47-0; Scott 3-57-0; Jordan 2-56-0; O'Neal 1-16-0. SDSU: Holder 4-35-0; Wilson 3-29-0; Bawden 2-10-0; Penny 1-9-0; Houston 1-7-0.

POSTGAME NOTES: FRESNO STATE

BIG NOTES

- SDSU had its 12-game winning streak against Pacific Time Zone teams snapped (was the third-longest active streak in FBS).
- San Diego State had its 12-game winning streak against Mountain West, West Division teams snapped. The Aztecs are now 20-4 in their last 24 contests against the West Division.
- The Aztecs dropped to 8-2 in their last 10 games, 14-4 in their last 18 games and 27-5 in their last 32 contests.
- San Diego State fell to 22-5 in its last 27 home games.
- SDSU has dropped consecutive home games for the first time since the first two of the 2013 season.
- The Aztecs has their three-game winning streak in Homecoming games snapped.
- SDSU dropped to 12-3 in its last 15 games played in the month of October.

TEAM NOTES

- SDSU has now gone 34 straight games with one interception or fewer (dates back to Sept. 12, 2015 at California).
- San Diego State's six turnovers this year have led to seven points for the opponents. The opponent's 12 turnovers have led to 34 points for SDSU.

TRENDS

- SDSU started with the ball for the 69th time over the last 79 games.
- San Diego State won the coin toss for the 27th time over the last 48 games.
- The Aztecs have now gone 139 games without suffering a shutout (Nov. 18, 2006 at TCU), which is the third-longest streak among current Mountain West schools (Air Force at 306 and Boise State at 258).
- SDSU held an opponent scoreless on its opening drive for the 26th time over the last 33 games and 27th time since 2015 (36 games).

OTHER NOTES

- QB Christian Chapman started for the 24th consecutive game, the longest streak on the team (offense/defense).
- RB/KR Rashaad Penny played in his 49th straight game, the longest streak on the team.
- LB Ryan Dunn made his first start of the season and 21st of his career. The Aztecs had started the same 11 on defense each of the first seven games of the year (Dunn replaced LB Troy Cassidy).
- Tonight's game temperature was 68 degrees.
- Tonight's attendance was 43,243.
- Tonight's Aztec Honor Warrior was Jimmy Raye (1988-90).

RASHAAD PENNY NAMED AP & SPORTS ILLUSTRATED MIDSEASON ALL-AMERICAN

San Diego State senior running back Rashaad Penny was named to the Associated Press Midseason All-America second team, the organization announced Oct. 17. He was also named to the *Sports Illustrated* Midseason All-America second team.

Penny eclipsed 1,000 rushing yards for the second consecutive season, becoming the third FBS player in FBS play this season to break 1,000 yards and the sixth Aztec with multiple 1,000-yard rushing seasons in program history. Breaking the 1,000-yard mark in just the seventh game of the season, he is tied for the third-fewest games to reach 1,000 yards in program history. Only Donnel Pumphrey (2016) and Marshall Faulk (1992) reached 1,000 yards in fewer games (both in their sixth game).

ROCKY LONG NAMED TO DODD TROPHY MIDSEASON WATCH LIST

San Diego State football head coach Rocky Long is one of 20 named to the 2017 Dodd Trophy Midseason Watch List, the Bobby Dodd Coach of the Year Foundation and Chick-fil-A Peach Bowl announced Oct. 19.

Long, the winningest coach in the Mountain West, is the only coach on the list from the Mountain West, and is one of three from a Group of Five school. Eighteen coaches on the list are manning the helm at nationally-ranked institutions and seven are leading undefeated teams. The winners of the trophy in 2009 (Gary Patterson, TCU), 2010 (Chris Peterson, Washington), 2011 (Dabo Swinney, Clemson), and 2014 (Nick Saban, Alabama) appear on the list.

The Dodd Trophy celebrates the head coach of a team who enjoys success on the gridiron, while also stressing the importance of scholarship, leadership and integrity — the three pillars of legendary coach Bobby Dodd's philosophy.

The midseason watch list was created through a selection process by the Bobby Dodd Coach of the Year Foundation and Chick-fil-A Peach Bowl, taking into consideration each program's graduation rate, commitment to service and charity in the community, current performance during the 2017 season and Academic Progress Rate (APR).

AZTECS NAMED TO JOE MOORE AWARD MIDSEASON HONOR ROLL

San Diego State football's offensive line has been named to the Joe Moore Award Mid-Season Honor Roll for its performance through six games this season, the Foundation for Teamwork announced Oct. 9.

The Joe Moore Award Mid-Season Honor Roll includes units that display a high level of toughness, effort, teamwork, consistency, technique, and "finishing". The Voting Subcommittee uses game film and coach submitted cut-ups on The DragonFly Division I Network as the primary OL Unit evaluation tool. Advanced OL data and statistics are provided by STATS LLC, which helps to support the film evaluation process by highlighting key situations and moments over the course of the season.

The Aztecs are one of five programs from a Group of Five school (also No. 25 Navy, Western Michigan, New Mexico and Buffalo) and one of two from the Mountain West (also New Mexico) to appear on the Mid-Season Honor Roll.

AZTECS BECOME BOWL ELIGIBLE WITH WIN AT UNLV

San Diego State became bowl eligible for the eighth consecutive season after beating UNLV, 41-10, Oct. 7 in Las Vegas.

One of 21 teams nationally to play in a bowl game each of the last seven seasons (2010-16) and one of just two schools from the Group of 5, the Aztecs are eligible to compete in eight bowl games, including the PlayStation Fiesta Bowl in Tempe, Ariz., on Dec. 30 and the Chick-Fil-A Peach Bowl in Atlanta on Jan. 1.

Below is a list of the eight bowl games in which the SDSU is eligible to compete:

Date	Bowl Game	Location	Conference Tie-Ins
Dec. 16	Gildan New Mexico Bowl	Albuquerque, N.M.	MW/C-USA
Dec. 16	Las Vegas Bowl	Las Vegas	MW/Pac-12
Dec. 22	Famous Idaho Potato Bowl	Boise, Idaho	MW/MAC
Dec. 24	Hawai'i Bowl	Honolulu	MW/American
Dec. 26	Motel 6 Cactus Bowl^	Phoenix	Big 12/Pac-12
Dec. 29	Nova Home Loans Arizona Bowl	Tucson, Ariz.	MW/Sun Belt
Dec. 30	PlayStation Fiesta Bowl*	Tempe, Ariz.	At-large/At-large
Jan. 1	Chick-Fil-A Peach Bowl*	Atlanta	At-large/At-large

* New Year's Six bowl game

^ The Mountain West is the primary backup for the Motel 6 Cactus Bowl.

Details about purchasing bowl tickets are forthcoming.

SDSU PICKED TO WIN MW WEST FOR THIRD STRAIGHT SEASON

The San Diego State football team captured all 28 first-place votes en route to being picked to win the West Division of the Mountain West in the 2017 preseason poll, the league announced July 25 in Las Vegas at the league's annual Media Summit. It is the third straight season that the Aztecs have been picked to win the West Division and the second consecutive year that SDSU has garnered all the first-place votes.

San Diego State and USF of the American Athletic Conference East Division are the only teams in the nation to receive every first place vote in their official conferences' preseason poll. Leagues that have released their poll to date include the Big 12, SEC, AAC, Con-

GEOLOGICAL BREAKDOWN

California (73)

Derrick Achaya, Collin Andrews, John Baron II, Nick Bawden, Chance Bell, Garrett Binkley, Neil Boudreau, Josh Bringuel, Israel Cabrera, Liam Cabrera, John Carroll, Troy Cassidy, Jerry Chaney, Christian Chapman, Jeff Clay, Shane Coleman, Chaz Collins, Ryan Dunn, Adam Eastwood, Marc Ellis, Garrett Erickson, Brandon Fitzpatrick, JJ Glass, Dominic Gudino, Darren Hall, Temerick Harper, Tayler Hawkins, Brandon Hecklen, Jay Henderson, Mikah Holder, Shane Irwin, Keith Ismael, Chase Jasmin, Dwayne Johnson, Jr., Cameron King, Liam King, Andrew Lane, Isaac Lessard, Trey Lomax, Anthony Luke, Chris Martinez, Damon Moore, Dominic O'Brien, Zachary Oblea, Chibu Onyeukwu, Dwayne Parchment, Rashaad Penny, Ryan Pope, Isaiah Richardson, Mark Salazar, Joe Salcedo, Ron Smith, Kyle Spalding, Keoni Stallworth, Will Stricklin II, Gabe Strong, Kyahva Tezino, Zachary Thomas, Tariq Thompson, Trenton Thompson, Quest Truxton, Adison Umarong, Alex Valenzuela, Grady Vazquez, Tayari Venable, Kahale Warring, David Wells, Andrew Wickens, Micah Wierenga, Alex Wilson, Chad Woolsey, Tyler Wormhoudt, Garrison Young

Texas (13)

Ryan Agnew, Mark Brown, Myles Cheatum, Daishawn Dixon, Nick Gerhard, Kameron Kelly, Caden McDonald, Sergio Phillips, Cam Roane, Douglas Tucker II, Juwan Washington, Kaegun Williams, Timothy Wilson, Jr.

Nevada (7)

Ethan Dedeaux, Noble Hall, Parker Houston, Isiah Macklin, Tyler Morris, Randy Ricks, Tyler Roemer

Hawaii (4)

Andrew Aleki, Ronley Lakalaka, Seyddrick Lakalaka, Dakota Turner

Arizona (3)

Turner Bernard, Antonio Rosales, Kyree Woods

Florida (3)

Desmond Bessent, Jon'Darius Gardner, Darryl Richardson

Canada (1)

Ladji Bagayoko

Arkansas (1)

Parker Baldwin

Illinois (1)

Connor Mitchell

Mississippi (1)

Fred Trevillion

Oklahoma (1)

Kyree Richardson

Oregon (1)

Kaelin Himphill

STARTING/GAMES PLAYED STREAKS

Consecutive Starts	Streak
Rashaad Penny, KR	49
Christian Chapman, QB	24
John Baron II, K	22
Noble Hall, DT/DE	22
Ronley Lakalaka, LB	20

Consecutive Games Played	Streak
Rashaad Penny, RB/KR	49
Parker Baldwin, AZ	36
Kameron Kelly, WAR/CB	35
Ronley Lakalaka, LB	33
Christian Chapman, QB	29

ference USA and the Mountain West.

This marks just the third time in league history that a team has received every Mountain West first-place vote. The others are TCU in 2010 and San Diego State last season. Both of those teams went on to win the conference championship.

The preseason poll and all-conference team are voted on by media representatives who cover the conference.

SDSU is coming off an 11-3 season, knocking off Wyoming, 27-24, in the MW Championship game and Houston, 34-10, in the Las Vegas Bowl, to finish with a No. 25 ranking in both the AP Top 25 poll and the Amway Coaches Poll. It was just the second time that San Diego State has been ranked in the final AP poll in program history (also 1977). The 11 wins tied a school single-season record as the Aztecs became the first team in program history with back-to-back 11-win campaigns.

SDSU, which averaged a predicted finish of 6.5 from 2005-12, has been picked to win the West Division each of the last three years and was predicted second in both 2013 and 2014. San Diego State has won two consecutive MW regular-season titles and three of the past five (2012, 2015-16).

The Aztecs have ended up at or better than their predicted finish in eight straight seasons and 11 times over the past 12 years.

SDSU garnered 168 points, including all 28 first-place votes. Hawai'i was picked to finish second in the West Division with 135 points, followed by UNLV (105), Nevada (79), San José State (54) and Fresno State (47).

Boise State has once again been picked to win the Mountain Division with 161 points, including 21 first-place votes, but did not make the MW Championship game either of the past two seasons. Colorado State trails the Broncos with 135 points and six first-place votes, while the defending Mountain Division champion Wyoming is third with 114 points and the other first-place vote. Air Force earned 82 points for fourth, with New Mexico (68) and Utah State (28) rounding out the Mountain side.

Senior Rashaad Penny (Norwalk, Calif.) was named the preseason special teams player of the year for the second straight season after earning the MW Special Teams Player-of-the-Year award in both 2015 and 2016. Penny also made the preseason all-conference team at running back for the first time.

Last season, Penny rushed for 1,018 yards and 11 touchdowns on 136 attempts (7.5 avg.), while adding 15 catches for 224 yards (14.9 avg.) and three touchdowns, and returning 20 kickoffs for 624 yards (31.2 avg.) and two additional scores. He was one of just nine players in the country with at least 11 rushing TDs and at least three receiving scores, and the only player with a kick return TD as well (he had two). Penny ranked in a tie for second in the country in kick return touchdowns (2), fourth in kick return average (31.2), tied for 20th in total touchdowns (17) and 29th in all-purpose yards per game (133.3). For his efforts, he became the second kick returner in MW history to win the league's special teams player-of-the-year award twice (also 2015) and was first-team all-MW pick as a kick returner for the second straight season.

Last year, Wells caught 25 passes (tied for third on the team) for 294 yards (11.8 avg.) and four touchdowns. The four touchdowns were tied for the 22nd most in the country among tight ends. According to Pro Football Focus, Wells caught 25 of the 29 passes thrown his way in 2016, the top percentage in the country (86.2) among tight ends (min. 8 receptions). Considered one of the best blocking tight ends in the country, Wells also caught a 2-point conversion. He was a second-team all-MW selection last season.

Baron is coming off a season where he set school records in field goals (21) and field goal percentage (.913), going 21 of 23 on the year. Baron, who enters 2017 with 19 consecutive makes from 50 or less yards, led the Aztecs with 119 points last season and ranked 10th nationally in field goal percentage, 20th in points per game among kickers (8.50) and field goals per game (1.50), and 35th in overall points per game (8.50). For his efforts, he became SDSU's first Lou Groza Award semifinalist since J.C. Mejia in 2003 and was the first San Diego State kicker to earn first-team all-Mountain West honors in program history.

The Aztecs did not have a defensive player on the preseason all-conference team, despite last year ranking first in interceptions (26), fifth in turnovers gained (29), sixth in rush defense (105.7), 11th in total defense (315.4), 17th in scoring defense (20.2), 18th in pass efficiency defense (115.5), 20th in first downs allowed (236) and 26th in sacks (2.7).

Notes: SDSU has received every first-place vote the last two seasons... During that time SDSU has 57 first-place votes while all other Western Division teams have 0... In the last three seasons, the Aztecs have 84 first-place votes, while Fresno State has three and all other Western Division teams have none... In the last three seasons, SDSU has 84 first-place votes, in the first 16 seasons of the league San Diego State had 22 first-place votes, combined... This marks the third consecutive season that San Diego State and Boise State have been predicted to win their division of the Mountain West (SDSU has made back-to-back MW championships while Boise State has not made it once over the two years)... San Diego State placed multiple players on the offensive all-conference team for a third consecutive season... Although there are just three players on the all-conference specialist team, SDSU placed two players on the unit... SDSU has now had an all-conference preseason specialist in three straight seasons (four total during that span)... Despite having one of the best defensive units annually (total offense allowed per game national rankings: 11 in 2016, 5th in 2015 and 16th in 2014), SDSU did not place a defensive player in the all-conference team... It snaps a streak of six consecutive seasons in which the Aztecs placed at least one player on the preseason all-defensive team.

2017 Mountain West Preseason Poll

West Division

1. San Diego State (28 first-place votes) - 168
2. Hawai'i - 135
3. UNLV - 105
4. Nevada - 79
5. San José State - 54
6. Fresno State - 47

Mountain Division

1. Boise State (21) - 161
2. Colorado State (6) - 135
3. Wyoming (1) - 114
4. Air Force - 82
5. New Mexico - 68
6. Utah State - 28

2017 Mountain West Football Preseason All-Conference Team

Preseason Offensive Player of the Year: Josh Allen, Jr., QB, Wyoming

Preseason Defensive Player of the Year: Andrew Wingard, Jr., DB, Wyoming

Preseason Special Teams Player of the Year: Rashaad Penny, Sr., KR, San Diego State

Offense

QB Josh Allen, Jr., Wyoming
WR Michael Gallup, Sr., Colorado State
WR Devonte Boyd, Sr., UNLV
RB Rashaad Penny, Sr., San Diego State
RB Tyrone Owens, Jr., New Mexico
OL Jake Bennett, Sr., Colorado State
OL Austin Corbett, Sr., Nevada
OL Dejon Allen, Sr., Hawai'i
OL Aaron Jenkins, Jr., New Mexico
OL Mason Hampton, Sr., Boise State
TE David Wells, Sr., San Diego State

Defense

DL David Moe, Jr., Boise State
DL Malik Reed, Jr., Nevada
DL Garrett Hughes, Sr., New Mexico
DL Mike Hughes Jr., Sr., UNLV
LB Jahlani Tavai, Jr., Hawai'i
LB Logan Wilson, So., Wyoming
LB Frank Ginda, Jr., San José State
DB Andrew Wingard, Jr., Wyoming
DB Andre Chachere, Sr., San José State
DB Tyler Horton, Jr., Boise State
DB Trayvon Henderson, Sr., Hawai'i

Specialists

P Michael Carrizosa, Sr., San José State
PK John Baron II, Jr., San Diego State

Ret. Rashaad Penny, Sr., San Diego State

SDSU FOOTBALL RELEASES HONOR WARRIORS FOR 2017

San Diego State football has announced the Honor Warriors for the 2017 season. As an Honor Warrior, each individual will be handed the spear from the Aztec Warrior prior to the Aztecs taking the field and will throw it into the ground. They will also be honored midfield prior to team introductions.

Lance Louis will be the first Honor Warrior of the season at the season opener on Sept. 2 against UC Davis. Louis, a tight end who converted to offensive lineman, played for the Aztecs from 2004-08. Louis was the recipient of the Academic Initiative Award and was the Most Improved Offensive Player in 2008 after his transition to right guard. He was selected in the seventh round of the 2009 NFL Draft by the Chicago Bears, and played in 50 career games for the Bears and the Indianapolis Colts.

On Sept. 16 against Stanford, Whip Walton will be the Honor Warrior. Walton was a linebacker and the defensive team captain for the Aztecs in 1977, capping his career by playing in the East-West Shrine Game. Following his career at SDSU, Walton was drafted in the third round of the 1978 NFL Draft by the Minnesota Vikings.

Brendan Darby is slated as the Honor Warrior for San Diego State's game on Sept. 30 against Northern Illinois. Darby, an offensive tackle with the Aztecs, was the Most Improved Offensive Player in 2000, earned a spot on the All-Mountain West First Team in 2003, and played in the Hula Bowl in 2004. Darby had stints in the NFL with the Baltimore Ravens and San Francisco 49ers.

For Family Weekend on Oct. 14 against Boise State, Aztec legend Marshall Faulk will be the Honor Warrior. Faulk put up dominating numbers running the ball in three years (1991-93) at SDSU (766 carries, 4589 yards, 57 touchdowns) and was a two-time consensus All-American before becoming the second pick in the 1994 NFL Draft by the Indianapolis Colts. Faulk rushed 2,836 times in the NFL for both the Colts and St. Louis Rams, totaling 12,279 yards on the ground and 100 touchdowns. He added 767 receptions out of the backfield for 6,875 yards through the air and 36 more touchdowns. He was named to the Pro Bowl seven times, was a league MVP once, won Super Bowl XXXIV with the Rams in 2000, and was inducted into the NFL Hall of Fame in 2011. On Dec. 5, Faulk will be inducted into the 2017 College Football Hall of Fame.

When Fresno State comes to town on Oct. 21 for Homecoming Weekend, Jimmy Raye III will be the Honor Warrior. Raye III, who played for the Aztecs from 1988-90, is tied for 21st all-time in receptions at SDSU and had four career 100-yard games, including one 200-yard game. After graduating from SDSU, Raye III played in two games with the Los Angeles Rams in 1991 and then moved to the front office. He has served as the Director of Player Personnel for the San Diego Chargers, Vice President of Football Operations for the Indianapolis Colts and is currently the Vice President of Football Operations/Assistant General Manager for the Houston Texans.

On Nov. 18 against Nevada, Obafemi Ayanbadejo is on tap to be the Honor Warrior. Ayanbadejo, who played fullback for SDSU during the 1995 and 1996 campaigns, was the 1996 WAC Most Improved Player. He had brief stints with the Minnesota Vikings, Baltimore Ravens, Miami Dolphins, Arizona Cardinals and Chicago Bears in the NFL and won Super Bowl XXXV with Baltimore in 2001.

For the final game of the regular season and Senior Night on Nov. 24 against New Mexico, Antwan Applewhite is scheduled to be the Honor Warrior. Applewhite was a defensive end on The Mesa from 2004-06, awarded the Prep Player Award in 2003 and named to the MW First Team in 2006. He is tied

for 11th in career sacks at SDSU with 17. Through 48 career games in the NFL with the San Diego Chargers and Carolina Panthers, Applewhite recorded 99 tackles and 6.5 sacks.

2017 FOOTBALL ACCOLADES

► Team Honors

► National Ranking

(29th) - AP Poll (Oct. 22)
38th - USA Today Re-Rank (Oct. 23)
38th - CBS Sports Fomelli Rankings (Oct. 24)
40th - CBS Sports (Oct. 23)
44th - Athlon Sports (Oct. 25)

► Projected Bowl

Dec. 29, Arizona Bowl vs. New Mexico State - Jason Kirk, *SB Nation* (Oct. 23)
Dec. 24, Hawai'i Bowl vs. Memphis - Erick Smith, *USA Today* (Oct. 24)
Dec. 24, Hawai'i Bowl vs. Navy - Kyle Bonagura, ESPN (Oct. 22)
Dec. 16, New Mexico Bowl vs. Marshall - David Hale, ESPN (Oct. 22)
Dec. 16, New Mexico Bowl vs. North Texas - Jerry Palm, CBS Sports
Dec. 16, New Mexico Bowl vs. Middle Tennessee - Eric Single, *Sports Illustrated* (Oct. 24)
Dec. 16, New Mexico Bowl vs. Middle Tennessee - Pete Fiutak, *College Football News* (Oct. 22)
Dec. 16, New Mexico Bowl vs. New Mexico State - Brett McMurphy, *The Score* (Oct. 24)
Dec. 16, New Mexico Bowl vs. Western Kentucky - Bill Bender, *Sporting News* (Oct. 23)

► Individual Honors

Parker Baldwin | Jr. | Siloam Springs, Ark. | Aztec

All-Mountain West first team - *Lindy's Sports*
All-Mountain West second team - *Phil Steele Magazine*
All-Mountain West fourth team - *Athlon Sports*

John Baron II | Jr. | Temecula, Calif. | Kicker

Lou Groza Collegiate Place-Kicker Award Watch List
All-Mountain West first team - MW Media
All-Mountain West first team - *Athlon Sports*
All-Mountain West first team - *Lindy's Sports*
All-Mountain West first team - *Phil Steele Magazine*

Christian Chapman | Jr. | Carlsbad, Calif. | QB

Johnny Unitas Golden Arm Candidate (Accomplishments on and off the Field)

Noble Hall | Jr. | Las Vegas, Nev. | DE

Mountain West Defensive Player of the Week (Sept. 11)
Mountain West Pro Football Focus Team of the Week (Sept. 13)
All-Mountain West second team - *Lindy's Sports*
All-Mountain West third team - *Athlon Sports*
All-Mountain West third team - *Phil Steele Magazine*

Mikah Holder | Sr. | Oceanside, Calif. | WR

Two-Time Mountain West Pro Football Focus Team of the Week (Sept. 20 & Oct. 11)
All-Mountain West second team - *Phil Steele Magazine*
All-Mountain West fourth team - *Athlon Sports*

Kameron Kelly | Sr. | Murphy, Texas | CB

FWAA/Bronko Nagurski National Defensive Player of the Week (Sept. 19)
Mountain West Defensive Player of the Week (Sept. 18)
Mountain West Pro Football Focus Team of the Week (Sept. 20)
All-Mountain West second team - *Phil Steele Magazine*
All-Mountain West third team - *Athlon Sports*

Ronley Lakalaka | Jr. | Kalihi, Hawaii | LB

Polynesian College Football Player of the Year Watch List
All-Mountain West first team - *Street & Smith's*
All-Mountain West second team - *Athlon Sports*
All-Mountain West second team - *Lindy's Sports*

Trey Lomax | Sr. | Mira Mesa, Calif. | WAR

Mountain West Pro Football Focus Team of the Week (Sept. 27)

Rocky Long | Head Coach

Dodd Trophy Midseason Watch List (Top College Football Coach)

Rashaad Penny | Sr. | Norwalk, Calif. | RB/KR

Maxwell Award Watch List (Collegiate Player of the Year)
Walter Camp Player of the Year Watch List (Nation's Most Outstanding Player)
Hornung Award Watch List (Most Versatile Player)
CFPA National Performer of the Year Watch List (Player of the Year)
Associated Press Midseason All-American (Second Team)
Sports Illustrated Midseason All-American (Second Team)
Sports Illustrated Midseason Best Group of Five Heisman Candidate
Walter Camp FBS National Offensive Player of the Week (Sept. 10)
Four-Time Mountain West Offensive Player of the Week (Sept. 4, Sept. 11, Sept. 18 & Sept. 25)
Mountain West Special Teams Player of the Week (Sept. 11)
Three-Time Pro Football Focus Mountain West Team of the Week (Sept. 13, Sept. 27 & Oct. 11)
Paul Hornung Award Honor Roll (Sept. 10)

CFPA Honorable Mention National Performer of the Week (Sept. 10)

Sports Illustrated Midseason Best Group of Five Heisman Candidate

All-America second team (KR) - *Phil Steele Magazine*
All-America second team (KR) - *CBS Sports*
All-America third team (KR) - *Athlon Sports*
Mountain West Special Teams Player of the Year - MW Media
All-Mountain West first team (RB/KR) - MW Media
All-Mountain West first team (RB) - *Athlon Sports*
All-Mountain West first team (RB) - *Lindy's Sports*
All-Mountain West first team (RB) - *Phil Steele Magazine*
All-Mountain West first team (RB) - *Street & Smith's*
All-Mountain West first team (KR) - *Athlon Sports*
All-Mountain West first team (KR) - *Phil Steele Magazine*
All-Mountain West first team (All-Purpose) - *Lindy's Sports*

Sergio Phillips | Sr. | DeSoto, Texas | DT

All-Mountain West second team - *Phil Steele Magazine*
All-Mountain West fourth team - *Athlon Sports*

Ryan Pope | Jr. | Long Beach, Calif. | OT

Mountain West Pro Football Focus Team of the Week (Oct. 25)

Antonio Rosales | Sr. | Tucson, Ariz. | OG

Mountain West Pro Football Focus Team of the Week (Sept. 6)
All-Mountain West first team - *Lindy's Sports*
All-Mountain West second team - *Athlon Sports*
All-Mountain West second team - *Phil Steele Magazine*

Ron Smith | So. | Oakland, Calif. | CB

Mountain West Pro Football Focus Team of the Week (Oct. 11)
All-Mountain West second team - *Athlon Sports*

Quest Truxton | Sr. | Newport Harbor, Calif. | WR/PR


All-Mountain West first team (PR) - *Athlon Sports*
All-Mountain West first team (PR) - *Phil Steele Magazine*

Juwan Washington | So. | Kennedale, Texas | RB

Earl Campbell Tyler Rose Award Watch List (Ties to Texas, Performance, Integrity, Tenacity)
Mountain West Special Teams Player of the Week (Oct. 2)
All-Mountain West fourth team (RB) - *Athlon Sports*
All-Mountain West fourth team (KR) - *Phil Steele Magazine*

David Wells | Sr. | Clovis, Calif. | TE

John Mackey Award Watch List (Most Outstanding Collegiate Tight End)
Wuerffel Trophy Watch List (Community Service)
Two-Time Mountain West Pro Football Focus Team of the Week (Sept. 20 & Sept. 27)
All-Mountain West first team - MW Media
All-Mountain West first team - *Athlon Sports*
All-Mountain West first team - *Lindy's Sports*
All-Mountain West first team - *Phil Steele Magazine*
All-Mountain West first team - *Street & Smith's*



RASHAAD PENNY

Running Back ■ 5-11, 220 ■ Sr.-3L ■ Norwalk, Calif. (Norwalk High)

- * Maxwell Award Watch List (Collegiate Player of the Year)
- * Walter Camp Player of the Year Watch List
- * Hornung Award Watch List (Most Versatile Player)
- * Midseason Second-Team All-American (AP & Sports Illustrated)
- * Two-Time Mountain West Special Teams Player of the Year
- * Two-Time First-Team all-Mountain West
- * Five-Time Mountain West Player-of-the-Week Winner in 2017

One of the most versatile players in the country, was the **only player in FBS last year** with at least 11 rushing touchdowns, three receiving scores and a kick return touchdown (he had two) ... Among active players in FBS, is ranked first in kick return touchdowns (6), third in rush average (6.7, min. 300 att.) and kick return average (29.4, min. 30 att.), fifth in all-purpose yards (5,210) and tied for 10th in total touchdowns (37) ... His six career kick return touchdowns are one shy of tying a NCAA FBS record ... Currently leads FBS in all-purpose yards (1,530), is third in rushing yards (1,115) and all-purpose yards per game (191.25), tied for fourth in overall touchdowns (13) and fifth in rushing yards per game (139.4) ... Penny's 1,115 rushing yards are more than 58 other FBS teams ... Was second Aztec in school history and first since Marshall Faulk in 1992 to start a season with six straight 100-yard rushing games ... Against Arizona State, became the first player in FBS this year (still the only one) with at least one rushing touchdown, one receiving touchdown and one kick return touchdown in the same game.

PENNY HIGHLIGHTS

- Career: 11, 100-Yard Rushing Games | 5, 150-Yard Rushing Games | 2, 200-Yard Rushing Games
- 2017 Season: 6, 100-Yard Rushing Games | 4, 150-Yard Rushing Games | 1, 200-Yard Rushing Game
- 2016 Season: 5, 100-Yard Rushing Games | 1, 150-Yard Rushing Game | 1, 200-Yard Rushing Game
- 9 Career Games With Multiple Touchdowns, Including 3 Or More Three Times (Twice in 2017)
- SDSU is 22-3 when he scores at least one touchdown and 9-0 when he scores multiple touchdowns
- San Diego State is 11-0 when he rushes for at least 100 yards, 5-0 when he breaks 150 yards and 2-0 when he rushes for 200-plus yards

SDSU RECORD WITH PENNY

Career Games Played (SDSU Record)	49 (35-14)
Total Touchdowns In a Game	
Total TD (SDSU Record)	Total TD (SDSU Record)
1: 16 times (13-3)	1 or more: 25 times (22-3)
2: 6 times (6-0)	2 or more: 9 times (9-0)
3: 3 times (3-0)	3 or more: 3 times (3-0)
Rush Yards (SDSU Record) Rush TD (SDSU Record)	
100-Yard Games: 11 (11-0)	1: 11 times (9-2)
150-Yard Games: 5 (6-0)	2: 4 times (4-0)
200-Yard Games: 2 (2-0)	3: 2 times (2-0)

PENNY 2017 GAME-BY-GAME

2017	Att.	Yds.	TD	Rec.	Yds.	TD	KR	Yds.	TD	Tot TD	AP Yds
UC Davis	21	197	2	0	0	0	1	18	0	2	215
at Arizona State	18	216	1	4	38	1	1	99	1	3	353
No. 19/19 Stanford	32	175	1	5	31	0	0	0	0	1	206
at Air Force*	20	128	3	3	18	0	0	0	0	3	146
Northern Illinois	25	107	0	2	32	1	3	86	0	1	225
at UNLV*	27	170	2	2	8	0	1	2	0	2	180
Boise State*	21	53	1	0	0	0	1	17	0	1	70
Fresno State*	15	69	0	1	9	0	4	57	0	0	135
at Hawai'i*											
at San Jose State*											
Nevada*											
New Mexico*											
Total	179	1,115	10	17	136	2	11	279	1	13	1,530



MOUNTAIN WEST

2017 MW Standings

West Division

	MW	Pct.	Overall	Pct.
Fresno State	4-0	1.000	5-2	.714
San Diego State	2-2	.667	6-2	.750
Hawai'i	1-3	.250	3-4	.429
UNLV	1-3	.250	2-5	.286
Nevada	1-3	.250	1-7	.125
San José State	0-4	.000	1-7	.125

Mountain Division

	MW	Pct.	Overall	Pct.
Colorado State	4-0	1.000	6-2	.750
Boise State	3-0	1.000	5-2	.714
Wyoming	2-1	.667	4-3	.571
Utah State	2-2	.500	4-4	.500
Air Force	2-2	.500	3-4	.429
New Mexico	1-3	.250	3-4	.429

Last Week in the Mountain West

Air Force 45, at Nevada 42
Colorado State 27, at New Mexico 24
Utah State 52, at UNLV 28
at Boise State 24, Wyoming 14
Fresno State 27, at San Diego State 3

This Week in the Mountain West

Saturday, October 28

Air Force at Colorado State, 1 p.m. MT
San Jose State at BYU, 1 p.m. MT
New Mexico at Wyoming, 5:30 p.m. MT
UNLV at Fresno State, 7 p.m. PT
Boise State at Utah State, 8 p.m. MT
San Diego State at Hawai'i, 5:15 p.m. HT

Mountain West Bowl Tie-Ins

Gildan New Mexico Bowl vs. C-USA				
Dec. 16	ESPN	Noon MT	Albuquerque, N.M.	
Las Vegas Bowl vs. Pac-12				
Dec. 16	ABC	12:30 p.m. PT	Las Vegas, Nev.	
Famous Idaho Potato Bowl vs. MAC				
Dec. 22	ESPN	5 p.m. MT	Boise, Idaho	
Hawai'i Bowl vs. American				
Dec. 24	ESPN	3:30 p.m. HT	Honolulu, Hawaii	
Nova Home Loans Arizona Bowl vs. Sun Belt				
Dec. 30	CBSN	3:30 p.m. PT	Tucson, Ariz	

Charting the Opponents

UC Davis (3-4, 1-3 Big Sky)

S.2 at San Diego State	L, 17-38
S.9 San Diego	W, 35-7
S.16 at Portland State	W, 37-14
S.23 at Weber State*	L, 3-41
S.30 North Dakota*	W, 48-24
0.7 No. 10 Eastern Washington*	L, 38-41
0.21 at Northern Arizona*	L, 31-45
0.28 at Cal Poly*	4 p.m. PT
N.4 at Idaho State*	1:30 p.m. MT
N.11 Southern Utah*	4 p.m. PT
N.18 Sacramento State*	2 p.m. PT

Arizona State (4-3, 3-1 Pac-12)

A.31 New Mexico State	W, 38-31
S.9 San Diego State	L, 20-30
S.16 at Texas Tech	L, 45-52
S.23 No. 24 Oregon*	W, 37-35
S.30 at Stanford*	L, 24-34
0.14 No. 5 Washington*	W, 13-7
0.21 at Utah*	W, 30-10
0.28 No. 11 USC*	7:45 p.m. MT
N.4 Colorado*	TBA
N.11 at UCLA*	TBA
N.18 at Oregon State*	TBA
N.25 Arizona*	TBA

Stanford (5-2, 4-1 Pac-12)

A.26 vs. Rice	W, 62-7
S.9 at No. 6 USC*	L, 24-42
S.16 San Diego State	L, 17-20
S.23 UCLA*	W, 58-34
S.30 Arizona State	W, 34-24
0.7 at No. 20 Utah*	W, 23-20
0.14 Oregon*	W, 49-7
0.26 at Oregon State*	6 p.m. PT
N.4 at Washington State*	TBA
N.10 Washington*	7:30 p.m. PT
N.18 California*	TBA
N.25 Notre Dame	TBA

Air Force (3-4, 2-2 MW)

S.2 VMI	W, 62-0
S.16 at No. 7 Michigan	L, 13-29
S.23 No 22/25 San Diego State*	L, 24-28
S.30 at New Mexico*	L, 38-56
0.7 at Navy	L, 45-48
0.14 UNLV*	W, 34-30
0.20 at Nevada*	W, 45-42
0.28 at Colorado State*	1 p.m. MT
N.4 Army West Point	1:30 p.m. MT
N.11 Wyoming*	TBA
N.18 at Boise State*	TBA
N.25 Utah State*	TBA

Northern Illinois (5-2, 3-0 MAC)

S.1 Boston College	L, 20-23
S.9 Eastern Illinois	W, 38-10
S.16 at Nebraska	W, 21-17
S.30 at No. 19/21 San Diego State	L, 28-34
0.7 Kent State*	W, 24-3
0.14 at Buffalo*	W, 14-13
0.21 at Bowling Green*	W, 48-17
0.26 Eastern Michigan*	6 p.m. CT
N.2 at Toledo*	6 p.m. ET
N.9 Ball State*	6 p.m. CT
N.15 Western Michigan*	TBA
N.24 at Central Michigan*	TBA

UNLV (2-5, 1-3 MW)

S.2 Howard	L, 40-43
S.9 at Idaho	W, 44-16
S.23 at No. 10/9 Ohio State	L, 21-54
S.30 San José State*	W, 41-13
0.7 No. 19/21 San Diego State	L, 10-41
0.14 at Air Force*	L, 30-34
0.21 Utah State*	L, 28-52
0.28 at Fresno State*	7 p.m. PT
N.4 Hawai'i*	3 p.m. PT
N.10 BYU	7:30 p.m. PT
N.17 at New Mexico*	7:30 p.m. MT
N.25 at Nevada*	12 p.m. PT

Boise State (5-2, 2-0 MW)

S.2 Troy	W, 24-13
S.8 Washington State	L, 44-47
S.14 New Mexico*	W, 28-14
S.22 Virginia	L, 23-42
0.6 at BYU	W, 24-7
0.14 at No. 19/18 San Diego State*	W, 31-14
0.21 Wyoming*	W, 24-14
0.28 at Utah State*	8 p.m. MT
N.4 Nevada*	TBA
N.11 at Colorado State*	8:30 p.m. MT
N.18 Air Force*	TBA
N.25 at Fresno State*	12:30 p.m. PT

Fresno State (5-2, 4-0 MW)

S.2 Incarnate Word	W, 66-0
S.9 at Alabama	L, 10-41
S.16 at No. 6 Washington	L, 16-48
S.30 Nevada*	W, 41-21
0.7 at San José State*	W, 27-10
0.14 New Mexico*	W, 38-0
0.21 at San Diego State*	W, 27-3
0.28 UNLV*	7 p.m. PT
N.4 BYU	TBA
N.11 at Hawai'i*	8 p.m. HT
N.18 at Wyoming*	11 a.m. PT
N.25 Boise State*	12:30 p.m. PT

Hawai'i (3-4, 1-3 MW)

A.26 at Massachusetts	W, 38-35
S.2 Western Carolina	W, 41-8
S.9 at UCLA	L, 23-56
S.23 at Wyoming*	at-L, 21-28
S.30 Colorado State*	L, 21-51
0.7 at Nevada*	L, 21-35
0.14 San José State*	W, 37-26
0.28 San Diego State*	5:15 p.m. HT
N.4 at UNLV*	3 p.m. PT
N.11 Fresno State*	6 p.m. HT
N.18 at Utah State*	TBA
N.25 BYU	4 p.m. HT

San José State (1-7, 0-4 MW)

A.26 USF	L, 22-42
S.2 Cal Poly	W, 34-13
S.9 at Texas	L, 0-56
S.16 at No. 24/RV Utah	L, 16-54
S.23 Utah State*	L, 10-61
S.30 at UNLV*	L, 13-41
0.7 Fresno State*	L, 10-27
0.14 at Hawai'i*	L, 26-37
0.28 at BYU	1 p.m. MT
N.4 San Diego State*	7 p.m. PT
N.11 at Nevada*	TBA
N.18 at Colorado State*	1:30 p.m. MT
N.25 Wyoming*	TBA

Nevada (1-7, 1-3 MW)

S.2 at Northwestern	L, 20-31
S.9 Toledo	L, 24-37
S.16 Idaho State	L, 28-30
S.23 at No. 18 Washington State	L, 7-45
S.30 at Fresno State*	L, 21-41
0.7 Hawai'i*	W, 35-21
0.14 at Colorado State*	L, 42-44
0.20 Air Force*	L, 42-45
N.4 at Boise State*	TBA
N.11 San José State*	TBA
N.18 at San Diego State*	7:30 p.m. PT
N.25 UNLV*	12 p.m. PT

New Mexico (3-4, 1-2 MW)

S.2 Abilene Christian	W, 38-14
S.9 New Mexico State	L, 28-30
S.14 at Boise State*	L, 14-28
S.23 at Tulsa	W, 16-13
S.30 Air Force*	W, 56-38
0.14 at Fresno State*	L, 0-38
0.20 Colorado State*	L, 24-27
0.28 at Wyoming*	5:30 p.m. MT
N.4 Utah State*	3:30 p.m. MT
N.11 at Texas A&M	TBA
N.17 UNLV*	7:30 p.m. MT
N.24 San Diego State*	1:30 p.m. MT

LONG'S SITUATIONAL RECORD

Overall	125-97
at San Diego State	60-28
at New Mexico	65-69
Home	72-42
San Diego, Calif.	33-13
Albuquerque, N.M.	39-29
Road	50-51
at San Diego State	24-14
Neutral	3-4
Scoring 41+ Points	34-1
Scoring 20+ Points	123-39
Allowing 20- Points	78-15
Conference Games	79-54
MW Games	78-47
3-Point or Closer	22-16
7-Point or Closer	46-35

THE LONG FACTOR

Below is a look at the two seasons prior to Rocky Long joining the SDSU staff, the next two seasons in which he served as the Aztecs' defensive coordinator and the last five-plus seasons in which he is the head coach (and defensive coordinator):

Category	2007-08	09-10	11-17
Record	6-18	13-12	60-28
MW Record	3-13	7-9	38-13
Opp. PPG	35.8	26.1	22.7
Opp. Total Offense/G	479.5	367.3	343.3

BOWL GAMES AS A COACH

San Diego State	UCLA
2016 Las Vegas Bowl	1998 Cotton Bowl
2015 Hawai'i Bowl	
2014 Poinsettia Bowl	
2013 Famous Idaho Potato Bowl	
2012 Poinsettia Bowl	
2011 New Orleans Bowl	
2010 Poinsettia Bowl	

New Mexico

2007 New Mexico Bowl
2006 New Mexico Bowl
2004 Emerald Bowl
2003 Las Vegas Bowl
2002 Las Vegas Bowl

MOUNTAIN WEST VICTORIES

Rk.	Name, Team	Wins
1.	Rocky Long, UNM-SDSU*	121
2.	Troy Calhoun, Air Force*	80
3.	Gary Patterson, TCU	77
4.	Sonny Lubick, Colorado State	59
5.	Kyle Whittingham, Utah	57

Includes all victories while team was in the league since the inception of the MW.

* - indicates current active coach in the MW



ROCKY LONG

Three-Time Mountain West Coach of the Year (2002, 2012, 2015)

Seventh Season As San Diego State Head Coach (60-28) | Ninth Season As Def. Coord. At SDSU
18th Season Overall As Head Coach (125-97)

DID YOU KNOW?

- Was one of four NCAA players who visited U.S. servicemen in Vietnam in the summer of 1971, spending two weeks visiting different U.S. bases
- Bobby Knight paid Long a home visit and recruited the two-sport athlete to play basketball at Army
- Left New Mexico as the all-time leading rusher (2,071 yards) and threw just 23 interceptions in 30 career games

COACHING HIGHLIGHTS

- Has the most all-time victories in the Mountain West with 122 (three of his previous 125 wins came in the WAC).
- Was named the Mountain West Coach of the Year in 2002 and again in 2012.
- In his 16th season as a head coaching experience and has spent 18-plus seasons as a defensive coordinator.

AT SAN DIEGO STATE

- Became San Diego State's 18th head football coach on Jan. 12, 2011.
- Was the defensive coordinator at SDSU from 2009-10.
- In 2012, led the Aztecs to a share of the Mountain West title at 7-1. It was San Diego State's first Mountain West championship and first league title since 1998. The Aztecs then won the MW title last year, defeating Air Force, 27-24, in the MW Championship game and again in 2015 in a 27-24 win at Wyoming.

COACHING PRIOR TO SAN DIEGO STATE

- Compiled a school-record 65 victories and led the Lobos to five bowl game appearances in his final seven seasons. His teams were bowl eligible in seven of his last eight campaigns.
- In his final nine seasons in Albuquerque, Long's defensive units ranked among the top 30 in fewest yards allowed six times and among the top 40 against the rush every year. In both 2001 and 2003, New Mexico's defense ranked fifth nationally in fewest rushing yards allowed per game.
- While at New Mexico, he coached 13 players selected in the NFL Draft, 10 players who earned All-America honors and had a MWC-high 34 first-team all-conference selections since 2003.
- Prior to accepting the head coaching position at New Mexico, Long served as defensive coordinator for 12 seasons at three different schools. He was the defensive coordinator for two years under Bob Toledo at UCLA in 1996-97, for five seasons at Oregon State from 1991-95, and for five campaigns at Wyoming from 1981-85.
- Also served as an assistant coach at TCU, with the CFL's British Columbia team and started his career at New Mexico as a graduate assistant coach in 1972.

PLAYING EXPERIENCE:

- Originally a defensive back, Long became a three-year starter at quarterback for the Lobos from 1969-71. He earned team most valuable player honors and was the Western Athletic Conference Offensive Player of the Year as a senior.
- Long played professionally in the CFL with British Columbia in 1972-73 and 1975-76. He also competed in the World Football League with the Detroit Wheels in 1974.
- Attended Alta Loma High School in Alta Loma, Calif.

PERSONAL:

- Both of Long's daughters are head coaches at the university level. Roxanne was hired in July of 2012 as the head women's basketball coach at Rogers State University (NAIA) in Claremore, Okla., after four years in the same position at Texas Lutheran (NCAA Division III). Hannah, meanwhile, is the head volleyball coach at Southwestern University, an NCAA Division III school in Georgetown, Texas. She is a four-time conference coach of the year, having compiled a 306-79 (.795) record in 10 years, including a pair of regional finals appearances in 2008 and 2009.

Rocky Long Head Coaching Record

Year	Record	League	Finish	Home	Away	Neutral	Bowl Game
1998	New Mexico 3-9	1-7	7th, WAC	2-4	1-5		
1999	New Mexico 4-7	3-4	T-5th, MW	3-3	1-4		
2000	New Mexico 5-7	3-4	T-5th, MW	3-3	2-4		
2001	New Mexico 6-5	4-3	T-3rd, MW	4-2	2-3		
2002	New Mexico 7-7	5-2	2nd, MW	5-1	2-5	0-1	Las Vegas Bowl, UCLA (L, 13-27)
2003	New Mexico 8-5	5-2	2nd, MW	5-2	3-2	0-1	Las Vegas Bowl, Oregon State (L, 14-55)
2004	New Mexico 7-5	5-2	2nd, MW	3-2	4-2	0-1	Emerald Bowl, Navy (L, 19-34)
2005	New Mexico 6-5	4-4	T-4th, MW	2-3	4-2		
2006	New Mexico 6-7	4-4	5th, MW	3-5	3-2		New Mexico Bowl, San José State (L, 12-20)
2007	New Mexico 9-4	5-3	T-3rd, MW	6-1	3-3		New Mexico Bowl, Nevada (W, 23-0)
2008	New Mexico 4-8	2-6	T-6th, MW	3-3	1-5		
UNM TOTALS	65-69	41-41		39-29	26-37	0-3	1-4
Year	Record	League	Finish	Home	Away	Neutral	Bowl Game
2011	San Diego State 8-5	4-3	4th, MW	4-3	4-1	0-1	New Orleans Bowl, La.-Lafayette (L, 30-32)
2012	San Diego State 9-4	7-1	T-1st, MW	6-2	3-2		Poinsettia Bowl, Brigham Young (L, 6-23)
2013	San Diego State 8-5	6-2	2nd, MW-West	3-3	4-2	1-0	Famous Idaho Potato Bowl, Buffalo (W, 49-24)
2014	San Diego State 7-6	5-3	T-1st, MW-West	6-1	1-5		Poinsettia Bowl, Navy (L, 16-17)
2015	San Diego State 11-3	8-0	1st, MW	6-1	4-2	1-0	Hawai'i Bowl, Cincinnati (W, 42-7)
2016	San Diego State 11-3	6-2	1st, MW	5-1	5-2	1-0	Las Vegas Bowl, Houston (W, 35-10)
2017	San Diego State 6-2	2-2		3-2	3-0	0-0	
SDSU TOTALS	60-28	38-13		33-13	24-14	3-1	3-3
OVERALL TOTALS	125-97	79-54		72-42	50-51	3-4	4-6

AZTEC COACHING STAFF



Rocky Long

FIELD

Head Coach, 7th Year (New Mexico '74)

- Named SDSU's head coach on Jan. 12, 2011, after serving two seasons as the defensive coordinator.
- Has 17 years of head coaching experience (New Mexico, 1998-2008) and 18 years service as a defensive coordinator (San Diego State, 2009-; UCLA, 1996-97; Oregon State, 1991-95; Wyoming, 1981-85).
- Owns the most victories of any Mountain West head coach in the league's history. Was named the league's coach of the year in 2002, 2012 and 2015.



Jeff Horton

FIELD

Assoc. HC/OC/RBs, 7th Year (Nevada '81)

- Spent the final five games of 2011 as the interim head coach at Minnesota, leading the Gophers to a 2-3 record (team was 1-6 before his promotion) with victories over bowl-bound Illinois and Iowa.
- Also had head coaching stints at UNLV (1994-98) and Nevada (1993).
- Started his collegiate coaching career in 1984 as a graduate assistant at Minnesota under legendary head coach Lou Holtz.



Bobby Hauck

FIELD

Assoc. HC/Special Teams Coord., 3rd Year (Montana '88)

- Enters his third season as SDSU's special teams coordinator and his second as an associate head coach.
- Served as a head coach from 2003-14, with stops at Montana (2003-09) and UNLV (2010-14).
- Has coached special teams in 24 of the past 25 seasons.
- Has coached in the Mountain West, Pac-12 (three different schools) in addition to his extensive experience in the FCS.



Danny Gonzales

FIELD

DC/Safeties, 6th Year (New Mexico '98)

- Previously worked with SDSU head coach Rocky Long at New Mexico as a defensive graduate assistant (1999-02), a video coordinator (2003-05) and a special teams/safeties coach (2005-08).
- Coached Lobo place-kicker John Sullivan to consensus All-America honors in 2007.
- Earned three letterwinners as a punter and safety at UNM, where he won the Chuck Cummings Memorial Award for morale and spirit.



Zach Arnett

FIELD

Linebackers, 7th Year (New Mexico '09)

- Was promoted to linebackers coach in the spring of 2014 after spending three years as a defensive graduate assistant.
- Played collegiately for four seasons at New Mexico under current San Diego State head coach Rocky Long.
- Served as a team captain for the Lobos as a senior in 2008, helping UNM rank 36th nationally in rushing defense.
- Also excelled in the classroom, earning first-team Academic All-America honors in 2008.



Hunkie Cooper

FIELD

Wide Receivers, 3rd Year (UNLV '91)

- Previously served as the head coach at Canyon Springs High School (Las Vegas, Nev.) from 2009-14.
- Led CSHS to the Sunrise Region playoffs all six seasons and was a three-time Northeast Sunrise Divisional Coach-of-the-Year honoree.
- Was selected the fifth-greatest player in Arena Football League history by the league's Silver Anniversary Committee.
- Played under current offensive coordinator and associate head coach Jeff Horton at UNLV.



Ernie Lawson

BOX

Defensive Line, 2nd Year (San Diego State '10)

- Enters his second season at SDSU, coaching the offensive line.
- Served two seasons as a coach at the high school level.
- Was a graduate assistant at Michigan, working with the linebackers and defensive line.
- A San Diego State graduate and four-year letterwinner for SDSU from 2007-10, he captained the 2010 Aztecs as a senior and was an Honorable Mention All-Mountain West performer.



Blane Morgan

BOX

Quarterbacks, 3rd Year (Air Force '99)

- Previously coached 12 seasons at Air Force, including his final seven as the Falcons' offensive coordinator/quarterbacks coach.
- Helped the Falcons rank 24th in the nation in pass efficiency rating (139.1) and third in yards per completion (14.8) from 2007-14.
- Air Force made a bowl game in seven of the eight years he served as the offensive coordinator, while posting a 59-44 (.573 record).
- Is the only QB in AFA history to guide the Falcons to an outright conference title.



Mike Schmidt

FIELD

Offensive Line, 6th Year (San Diego St. '09)

- A 2009 graduate of San Diego State, who served as a graduate assistant coach in 2010 and 2011.
- Since joining the staff as a full-time assistant in 2012, SDSU ranks 14th nationally in rushing yardage per game (220.7).
- A former walk-on on the defensive line who earned four letters at SDSU from 2005-08 as an offensive lineman.
- Was a team captain as a senior.



Tony White

BOX

Cornerbacks/Recruiting, 9th Year (UCLA '02)

- Came to San Diego State after spending 2008 alongside current Aztec head coach Rocky Long at New Mexico. White was in charge of the Lobos' linebackers.
- In 2008, White coached two honorable mention all-conference linebackers in Zach Arnett and Herbert Felder.
- Was a three-year starter and four-year letterman at outside linebacker for UCLA from 1997-2000.

SAN DIEGO STATE ROSTER

Alphabetical			Numerical							
No.	Name	Pos.	No.	Name	Pos.	Ht.	Wt.	Yr.	Exp.	Hometown (High School/College)
72	Achayo, Derrick	OL	2	Cam Roane	QB	6-2	200	Fr.	HS	Colleyville, Texas (Heritage High)
9	Agnew, Ryan	QB	3	Trey Lomax	S	5-11	195	Sr.	3L	San Diego, Calif. (Mira Mesa High)
38	Aleki, Andrew	LB	4	Chad Woolsey	RB	6-1	205	Jr.	SQ	Vista, Calif. (Rancho Buena Vista High/Santa Barbara City College)
81	Andrews, Collin	WR	5	Mark Salazar	QB	6-3	190	Fr.	HS	San Diego, Calif. (Rancho Bernardo High)
70	Bagayoko, Ladi	OL	6	Mikah Holder	WR	6-0	185	Sr.	3L	Oceanside, Calif. (Oceanside High)
33	Baldwin, Parker	S	7	Kameron Kelly	CB	6-2	200	Sr.	3L	Murphy, Texas (Wylie High)
29	• Baron II, John	K/P	8	Quest Truxton	WR	6-0	185	Sr.	1L	Newport Beach, Calif. (Newport Harbor High/Golden West College)
15	Bawden, Nick	FB	9	Ryan Agnew	QB	6-0	190	So.	1L	Southlake, Texas (Carroll High)
21	Bell, Chance	RB	10	Christian Chapman	QB	6-0	200	Jr.	2L	Carlsbad, Calif. (Carlsbad High)
50	Bernard, Turner	LS	10	Jeff Clay	CB	6-0	195	So.	1L	Lancaster, Calif. (Antelope Valley High)
75	Bessent, Desmond	OL	11	Will Stricklin II	S	6-0	200	Fr.	RS	San Marcos, Calif. (Mission Hills High)
30	Binkley, Garrett	CB	12	Neil Boudreau	QB	6-3	200	Fr.	RS	Irvine, Calif. (University High)
12	Boudreau, Neil	QB	12	Adison Umrarong	CB	5-10	175	Fr.	HS	Palos Verdes Peninsula, Calif. (Palos Verdes High)
49	• Bringuel, Josh	LB	13	Isaiah Richardson	WR	6-1	180	Fr.	HS	Palmdale, Calif. (Chaminade College Prep)
59	• Brown, Mark	DL	14	Tariq Thompson	S	6-0	190	Fr.	HS	San Diego, Calif. (St. Augustine High)
48	Cabrera, Israel	S	15	Nick Bawden	FB	6-3	245	Sr.	2L	Los Gatos, Calif. (Los Gatos High)
36	• Cabrera, Liam	WR	16	Dwayne Parchment	S	5-11	195	So.	1L	Fontana, Calif. (Kaiser High)
31	Carroll, John	FB	17	Ron Smith	CB	6-0	170	So.	1L	Oakland, Calif. (St. Mary's High)
42	Cassidy, Troy	LB	18	Trenton Thompson	S	6-2	190	So.	1L	Palm Springs, Calif. (Palm Springs High)
86	Chaney, Jerry	S	19	Tayari Venable	CB	6-1	180	Fr.	HS	Moreno Valley, Calif. (Rancho Cucamonga High)
10	• Chapman, Christian	QB	20	Rashaad Penny	RB	5-11	220	Sr.	3L	Norwalk, Calif. (Norwalk High)
68	• Cheatum, Myles	DL	21	Chance Bell	RB	5-10	185	Fr.	HS	Burbank, Calif. (John Burroughs High)
10	• Clay, Jeff	CB	22	Chase Jasmin	RB	5-11	195	Fr.	RS	Agoura Hills, Calif. (Westlake High)
91	Coleman, Shane	TE	23	Darren Hall	S	6-0	170	Fr.	HS	Pasadena, Calif. (Rancho Cucamonga High)
85	Collins, Chaz	WR	24	Tyler Wormhoudt	RB	6-1	205	Sr.	SQ	Mammoth Lakes, Calif. (Mammoth Lakes High)
36	• Dedeaux, Ethan	WR	26	Kaegun Williams	RB	5-9	190	Fr.	HS	Cedar Hill, Texas (Cedar Hill High)
79	Dixon, Daishawn	OL	27	Kyree Woods	CB	6-0	185	So.	1L	Mesa, Ariz. (Chandler High)
57	• Dunn, Ryan	LB	29	John Baron II	K/P	5-11	190	Jr.	1L	Temecula, Calif. (Chaparral High)
38	• Eastwood, Adam	FB	29	Juwan Washington	RB	5-7	190	So.	1L	Kennedale, Texas (Kennedale High)
35	• Ellis, Marc	S	30	Garrett Binkley	CB	5-9	170	So.	SQ	Ramona, Calif. (Ramona High)
95	• Erickson, Garrett	K	31	John Carroll	FB	6-2	235	So.	SQ	Santa Clarita, Calif. (St. Francis High)
80	Fitzpatrick, Brandon	WR	32	Taylor Hawkins	CB	6-1	200	Fr.	RS	Palm Springs, Calif. (Palm Springs High)
94	Gardner, Jon' Darius	DL	33	Parker Baldwin	S	6-2	215	Jr.	2L	Siloam Springs, Ark. (Siloam Springs High)
62	Gerhard, Nick	OL	34	Isaac Lessard	FB	6-3	240	So.	1L	Sacramento, Calif. (Jesuit High)
90	Glass, JJ	DL	34	Micha Wierenga	LB	6-5	195	Fr.	HS	Valley Center, Calif. (Valley Center High)
56	Gudino, Dominic	OL	35	Marc Ellis	S	6-0	190	Jr.	SQ	Granite Bay, Calif. (Granite Bay High/American River College)
23	Hall, Darren	S	35	Grady Vazquez	FB	6-1	235	Fr.	RS	Ramona, Calif. (Ramona High)
95	• Hall, Noble	DL	36	Liam Cabrera	WR	5-10	190	So.	SQ	Canyon Country, Calif. (Canyon High)
53	• Harper, Temerick	LB	36	Ethan Dedeaux	WR	5-9	190	Fr.	HS	Las Vegas, Nev. (Liberty High)
32	Hawkins, Tayler	CB	36	Keoni Stallworth	S	6-1	195	Fr.	RS	Elk Grove, Calif. (Cosumnes Oaks High)
59	• Heicklen, Brandon	P	37	Dwayne Johnson Jr.	S	6-2	205	Fr.	RS	Murrieta, Calif. (Vista Murrieta High)
46	Henderson, Jay	DL	38	Andrew Aleki	LB	6-3	220	Fr.	HS	Honolulu, Hawaii (Kamehameha High)
47	• Himphill, Kaelin	LB	38	Adam Eastwood	FB	6-1	215	Fr.	HS	Del Mar, Calif. (Cathedral Catholic High)
6	Holder, Mikah	WR	39	Ronley Lakalaka	LB	6-0	225	Jr.	2L	Kalihi, Hawaii (Punahou High)
82	Houston, Parker	TE	40	Randy Ricks	LB	6-5	235	Sr.	RS	Las Vegas, Nev. (Legacy High/Arizona Western CC)
66	Irwin, Shane	TE	41	Dakota Turner	FB	6-3	250	Sr.	3L	Mililani, Hawaii (Mililani High)
60	Ismael, Keith	OL	42	Troy Cassidy	LB	6-3	215	So.	1L	Carlsbad, Calif. (Carlsbad High)
22	Jasmin, Chase	RB	43	Liam King	K	5-9	170	Fr.	HS	Del Mar, Calif. (Cathedral Catholic High)
37	Johnson Jr., Dwayne	S	43	Seyddrick Lakalaka	LB	6-1	220	Fr.	HS	Kalihi, Hawaii (Punahou High)
7	Kelly, Kameron	CB	44	Kyahva Tezino	LB	6-0	230	So.	1L	Los Angeles, Calif. (Salesian High)
49	• King, Cameron	LS	45	Andrew Lane	FB/TE	6-2	220	Fr.	HS	Palos Verdes Estates, Calif. (Palos Verdes High)
43	• King, Liam	K	45	Anthony Luke	DL	6-4	260	Jr.	TR	Roseville, Calif. (Woodcreek High/American River College)
39	Lakalaka, Ronley	LB	46	Jay Henderson	DL	6-2	230	Sr.	3L	Phelan, Calif. (Serrano High)
43	• Lakalaka, Seyddrick	LB	47	Kaelin Himphill	LB	6-2	225	Fr.	RS	Hillsboro, Ore. (Liberty High)
45	• Lane, Andrew	FB/TE	47	Gabe Strong	TE	6-5	230	Jr.	TR	Lakeport, Calif. (Clear Lake High/Montana State/Grossmont College)
34	• Lessard, Isaac	FB	48	Israel Cabrera	S	5-10	180	So.	1L	Canyon Country, Calif. (Canyon High)
3	Lomax, Trey	S	49	Josh Bringuel	LB	6-4	220	Fr.	RS	San Jose, Calif. (Bellarmine Prep)
45	• Luke, Anthony	DL	49	Cameron King	LS	6-0	190	Fr.	HS	Del Mar, Calif. (Cathedral Catholic High)
92	Macklin, Isiah	WR	50	Turner Bernard	LS	6-1	210	Fr.	RS	Glendale, Ariz. (Mountain Ridge High)
64	Martinez, Chris	OL	51	Zachary Oblea	OL	6-2	300	Fr.	RS	San Juan Capistrano, Calif. (San Juan Hills High)
54	McDonald, Caden	DL	52	Tyler Morris	LB	6-3	225	Sr.	1L	Henderson, Nev. (Foothill High)
58	Mitchell, Connor	LB	53	Douglas Tucker II	OL	6-5	300	Fr.	RS	Dallas, Texas (Parish Episcopal High)
61	Moore, Damon	DL	53	Temerick Harper	LB	6-1	225	Sr.	SQ	Fontana, Calif. (Carter High/San Bernardino Valley College)
52	Morris, Tyler	LB	54	Caden McDonald	LB	6-3	210	Fr.	HS	Haslet, Texas (Northwest High)
57	• O'Brien, Dominic	OL	55	Chibu Onyeukwu	DL	6-4	255	Jr.	RS	Pittsburg, Calif. (Deer Valley High/Contra Costa College)
51	Oblea, Zachary	OL	55	Garrison Young	OL	6-3	295	Jr.	TR	Carlsbad, Calif. (Carlsbad High/Saddleback College)
55	• Onyeukwu, Chibu	DL	56	Dominic Gudino	OL	6-3	300	Fr.	HS	Chula Vista, Calif. (Olympian High)
16	Parchment, Dwayne	S	57	Ryan Dunn	LB	6-3	225	Sr.	2L	Alamo, Calif. (San Ramon Valley High/Univ. of Arizona)
20	Penny, Rashaad	RB	57	Dominic O'Brien	OL	6-4	300	So.	SQ	San Pedro, Calif. (San Pedro High/Southern Utah)
65	Phillips, Sergio	DL	58	Connor Mitchell	DL	6-5	250	Fr.	HS	Island Lakes, Ill. (Wauconda High)

Numerical

No.	Name	Pos.	Ht.	Wt.	Yr.	Exp.	Hometown (High School/College)
59	Mark Brown	DL	6-3	230	Fr.	HS	Fort Worth, Texas (Arlington Heights High)
59	Brandon Heicklen	P	6-0	180	So.	TR	Tarzana, Calif. (El Camino Real High/Santa Monica College/Boise State)
60	Keith Ismael	OL	6-3	310	Fr.	RS	Oakland, Calif. (Sacred Heart Cathedral Prep)
61	Damon Moore	DL	6-4	260	Jr.	SQ	Novato, Calif. (San Marin High)
62	Nick Gerhard	OL	6-5	300	So.	1L	Arlington, Texas (Mansfield Timberview High)
64	Chris Martinez	OL	6-4	280	Fr.	HS	Turlock, Calif. (Pitman High)
65	Sergio Phillips	DL	6-2	285	Sr.	3L	DeSoto, Texas (DeSoto High)
66	Shane Irwin	DL	6-4	250	Fr.	HS	Palos Verdes Estates, Calif. (Palos Verdes High)
67	Antonio Rosales	OL	6-4	305	Sr.	2L	Tucson, Ariz. (Tucson Magnet High)
68	Myles Cheatum	DL	6-2	255	So.	SQ	Cedar Park, Texas (Cedar Park High)
68	Andrew Wickens	OL	6-5	285	Fr.	HS	Downey, Calif. (Warren High)
70	Ladji Bagayoko	OL	6-4	305	Fr.	HS	Saint-Laurent, Quebec, Canada (Bishop Alemany High)
71	Kyle Spalding	OL	6-6	300	Fr.	RS	McKinleyville, Calif. (McKinleyville High)
72	Derrick Achayo	OL	6-4	300	Jr.	RS	Roseville, Calif. (Oakmont High/Sierra College)
74	Tyler Roemer	OL	6-7	305	Fr.	RS	Fernley, Nev. (Fernley High)
75	Desmond Bessent	OL	6-7	325	Fr.	HS	Tampa, Fla. (Sickles High)
76	Zachary Thomas	OL	6-5	285	Fr.	RS	Carlsbad, Calif. (Carlsbad High)
77	Ryan Pope	OL	6-7	315	Jr.	1L	Long Beach, Calif. (Lakewood High/Long Beach City College)
78	Joe Salcedo	OL	6-7	300	Jr.	1L	Santa Barbara, Calif. (Bishop Diego High)
79	Daishawn Dixon	OL	6-5	320	So.	1L	San Antonio, Texas (William Howard Taft High)
80	Brandon Fitzpatrick	WR	6-3	190	Sr.	SQ	Ramona, Calif. (Ramona High)
81	Collin Andrews	WR	6-3	185	Fr.	RS	Chula Vista, Calif. (Olympian High)
82	Parker Houston	TE	6-3	240	So.	1L	Sparks, Nev. (Edward C. Reed High)
83	Alex Wilson	WR	6-4	210	Fr.	HS	Corte Madera, Calif. (Redwood High)
84	Darryl Richardson	TE	6-5	255	Sr.	1L	Seffner, Fla. (Armwood High)
85	Chaz Collins	WR	5-10	170	So.	TR	Pasadena, Calif. (Pasadena High/Arizona State)
86	Jerry Chaney	S	6-0	185	So.	SQ	Rancho Cucamonga, Calif. (Rancho Cucamonga High)
87	Kahale Warring	TE	6-6	250	So.	SQ	Sonora, Calif. (Sonora High)
88	David Wells	TE	6-5	255	Sr.	3L	Clovis, Calif. (Clovis North High)
89	Fred Trevillion	WR	6-2	200	Jr.	TR	Brookhaven, Miss. (Brookhaven High/Southwest Mississippi CC)
90	JJ Glass	DL	6-0	270	Fr.	HS	San Juan Capistrano, Calif. (San Juan Hills High)
91	Shane Coleman	TE	6-5	215	Fr.	HS	Las Flores, Calif. (Tesoros High)
92	Isiah Macklin	WR	6-5	200	Fr.	RS	Las Vegas, Nev. (Green Valley High)
93	Tim Wilson Jr.	WR	6-4	205	Fr.	RS	Plano, Texas (Plano East High)
94	Jon'Darius Gardner	DL	6-4	295	Sr.	SQ	Pensacola, Fla. (Pine Forest High/Mesa Community College)
95	Garrett Erickson	K	6-0	185	So.	SQ	Camarillo, Calif. (Camarillo High)
95	Noble Hall	DL	6-3	265	Jr.	2L	Las Vegas, Nev. (Valley High)
97	Kyre Richardson	WR	6-3	180	Fr.	HS	Norman, Okla. (Tulsa Union High)
98	Alex Valenzuela	DL	6-0	250	Sr.	SQ	Chula Vista, Calif. (Otay Ranch High)

Alphabetical

No.	Name	Pos.
77	Pope, Ryan	OL
84	Richardson, Darryl	TE
13	Richardson, Isaiah	WR
97	Richardson, Kyre	WR
40	Ricks, Randy	LB
2	Roane, Cam	QB
74	Roemer, Tyler	OL
67	Rosales, Antonio	OL
5	Salazar, Mark	QB
78	Salcedo, Joe	OL
17	Smith, Ron	CB
71	Spalding, Kyle	OL
36	♦ Stallworth, Keoni	S
11	Stricklin II, Will	S
47	♦ Strong, Gabe	TE
44	Tezino, Kyahva	LB
76	Thomas, Zachary	OL
14	Thompson, Tariq	S
18	Thompson, Trenton	S
89	Trevillion, Fred	WR
8	Truxton, Quest	WR
53	♦ Tucker II, Douglas	OL
41	Turner, Dakota	DL
12	♦ Umararong, Adison	CB
98	Valenzuela, Alex	DL
35	♦ Vazquez, Grady	FB
19	Venable, Tayari	CB
87	Warring, Kahale	TE
29	♦ Washington, Juwan	RB
88	Wells, David	TE
68	♦ Wickens, Andrew	OL
34	♦ Wierenga, Micha	LB
26	Williams, Kaegun	WR
83	Wilson, Alex	RB
93	Wilson Jr., Tim	WR
27	Woods, Kyree	CB
4	Woolsey, Chad	RB
24	Wormhoudt, Tyler	RB
55	♦ Young, Garrison	OL

♦ - Duplicate Number

THE COACHING STAFF

Rocky Long (New Mexico '74) Head Coach, 7th season as head coach at SDSU/9th overall; **Jeff Horton** (Nevada '81) Associate Head Coach/Offensive Coordinator/Running Backs, 3rd season as offensive coordinator/7th overall; **Bobby Hauck** (Montana '87) Associate Head Coach/Special Teams Coordinator, 3rd season; **Danny Gonzales** (New Mexico '98) Defensive Coordinator/Safeties, 1st season as defensive coordinator/7th overall; **Zach Arnett** (New Mexico '09) Linebackers, 4th season/7th overall; **Hunkie Cooper** (UNLV '91) Wide Receivers, 3rd season; **Ernie Lawson** (San Diego State '10) Defensive Line, 2nd season; **Blane Morgan** (Air Force '99) Quarterbacks, 3rd season; **Mike Schmidt** (San Diego State '09) Offensive Line, 6th season/8th overall; **Tony White** (UCLA '02) Cornerbacks/Recruiting Coordinator, 9th season; **Kevin McGarry** (USD '79) Director of Player Personnel, 4th season/7th overall; **Adam Hall** (San Diego State '05) Assistant Athletic Director for Strength & Conditioning, 6th season; **Jashon Sykes** (Colorado '02) Assistant Athletic Director - Football Operations, 5th season; **Jackson Eskierka** (San Diego State '17), Graduate Assistant, 1st season; **Adam Roberts** (San Diego State '15), Graduate Assistant, 1st season; **Zach Shapiro** (San Diego State '10), Graduate Assistant, 3rd season; **Demetrius Sumler** (Colorado '11), Graduate Assistant, 2nd season; **Derrick Baker** (San Diego State '14), Assistant Strength & Conditioning, 2nd season; **Orin Catrett** (San Diego State '09), Assistant Strength & Conditioning, 2nd season.

PRONUNCIATION GUIDE

No. 12 Addison Umararong	OOMA-rah-rong	No. 39 Ronley Lakalaka	ron-LEE LOCK-AH-LOCK-AH	No. 70 Ladji Bagayoko	LAWD-jee BAH-gah-yo-ko
No. 12 Neil Boudreau	BOO-droh	No. 43 Seydrick Lakalaka	SAID-rick LOCK-AH-LOCK-AH	No. 72 Derrick Achayo	Ah-CHY-oh
No. 14 Tariq Thompson	TAH-reek	No. 44 Kyahva Tezino	Key-AH-va Tah-ZEENO	No. 75 Desmond Bessent	BESS-ent
No. 19 Tayari Venable	TAY-ARE-ee VEN-ah-bull	No. 49 Josh Bringuel	bring-GALE	No. 78 Joe Salcedo	sal-SEE-do
No. 24 Tyler Wormhoudt	WARM-howdt	No. 51 Zachary Oblea	OH-blay-ah	No. 87 Kahale Warring	Kah-HALL-ay WHERE-ing
No. 34 Issac Lessard	less-ARD	No. 55 Chibu Onyeukwu	CHEE-boo On-YOU-ko	No. 94 Jon'Darius Gardner	JOHN-dare-ee-iss
No. 34 Micha Wierenga	why-RAIN-ga	No. 56 Dominic Gudino	GOO-deeno	No. 97 Kyre Richardson	KY-ree
No. 36 Ethan Dedeau	DAY-doh	No. 60 Keith Ismael	Iz-MALE	Bobby Hauck	HOWK
No. 36 Keoni Stallworth	key-OH-knee	No. 62 Nick Gerhard	GAIR-hard	Jashon Sykes	JAY-shawn

SDSU DEPTH CHART vs. HAWAI'I

Players in red are returning starters from the 2016 season. Underlined players are newcomers or freshmen who redshirted last year.

OFFENSE

LEFT TACKLE (LT)	GP	GS
74 Tyler Roemer, 6-7, 305, Fr.-RS	8	8
76 Zachary Thomas, 6-5, 285, Fr.-RS	8	0
LEFT GUARD (LG)	GP	GS
79 Daishawn Dixon, 6-5, 320, So.*	22	8
56 Dominic Gudino, 6-3, 300, Fr.-RS	3	2
CENTER (C)	GP	GS
60 Keith Ismael, 6-3, 310, Fr.-RS	8	8
55 Garrison Young, 6-3, 295, Jr.-TR	0	0
RIGHT GUARD (RG)	GP	GS
67 Antonio Rosales, 6-4, 305, Sr.** (C)	26	20
62 Nick Gerhard, 6-5, 300, So.-SQ	6	0
RIGHT TACKLE (RT)	GP	GS
77 Ryan Pope, 6-7, 315, Jr.*	20	6
78 Joe Salcedo, 6-7, 300, Jr.*	18	2
WIDE RECEIVER (X)	GP	GS
6 Mikah Holder, 6-0, 185, Sr.**	45	29
93 Tim Wilson, 6-4, 205, Fr.-RS	OR	7
81 Collin Andrews, 6-3, 185, Fr.-RS	7	1
RUNNING BACK (RB)	GP	GS
20 Rashaad Penny, 5-11, 220, Sr.** (C)	49	13
29 Juwan Washington, 5-7, 190, So.*	22	4
QUARTERBACK (QB)	GP	GS
10 Christian Chapman, 6-0, 200, Jr.**	31	24
9 Ryan Agnew, 6-0, 190, So.*	11	0
FULLBACK (FB)	GP	GS
15 Nick Bowden, 6-3, 245, Sr.**	34	20^
34 Isaac Lessard, 6-3, 240, So.*	11	1
^ - 2 GS at quarterback		
TIGHT END (TE)	GP	GS
88 David Wells, 6-5, 255, Sr.**	46	20
82 Parker Houston, 6-3, 240, So.*	18	8
WIDE RECEIVER (Z)	GP	GS
89 Fred Trevillion, 6-2, 200, Jr.-TR	20	2
8 Quest Truxton, 6-0, 185, Sr.*	OR	22
92 Isiah Macklin, 6-5, 200, Fr.-RS	8	1

SPECIAL TEAMS

PUNTER (P)	GP	GS
59 Brandon Heicklen, 6-0, 180, So.-TR	8	8
95 Garrett Erickson, 6-0, 185, Jr.-SQ	0	0
PLACEKICKER (PK)	GP	GS
29 John Baron II, 5-11, 190, Jr.*	22	22
95 Garrett Erickson, 6-0, 185, Jr.-SQ	0	0
KICKOFFS (KO)	GP	GS
29 John Baron II, 5-11, 190, Jr.*	22	22
95 Garrett Erickson, 6-0, 185, Jr.-SQ	0	0
HOLDER (H)	GP	GS
6 Mikah Holder, 6-0, 185, Sr.**	45	8
9 Ryan Agnew, 6-0, 190, So.*	11	0

DEFENSE

DEFENSIVE END (DE)	GP	GS
95 Noble Hall, 6-3, 265, Jr.**	OR	33
41 Dakota Turner, 6-3, 250, Sr.**	36	0
DEFENSIVE TACKLE (DT)	GP	GS
65 Sergio Phillips, 6-2, 285, Sr.**	37	8
61 Damon Moore, 6-4, 260, Jr.-SQ	9	0
DEFENSIVE END (DE)	GP	GS
68 Myles Cheatum, 6-2, 255, So.-SQ	OR	13
41 Dakota Turner, 6-3, 250, Sr.**	36	0
LINEBACKER (LB)	GP	GS
39 Ronley Lakalaka, 6-0, 225, Jr.**	33	21
44 Kyahva Tezino, 6-0, 230, So.*	17	0
MIDDLE LINEBACKER (MLB)	GP	GS
46 Jay Henderson, 6-2, 230, Sr.**	37	11
38 Andrew Aleki, 6-3, 220, Fr.-HS	7	0
LINEBACKER (LB)	GP	GS
42 Troy Cassidy, 6-3, 215, So.*	19	7
57 Ryan Dunn, 6-3, 225, Sr.**	OR	33
52 Tyler Morris, 6-3, 225, Sr.*	23	0
CORNERBACK (CB)	GP	GS
17 Ron Smith, 6-0, 170, So.*	22	14
27 Kyree Woods, 6-0, 185, So.*	14	0
WARRIOR (WAR)	GP	GS
14 Tariq Thompson, 6-0, 190, Fr.-HS	8	8
48 Israel Cabrera, 5-10, 180, So.*	19	0
AZTEC (AZ)	GP	GS
33 Parker Baldwin, 6-2, 215, Jr.**	36	17
37 Dwayne Johnson Jr., 6-2, 205, Fr.-RS	7	0
WARRIOR (WAR)	GP	GS
3 Trey Lomax, 5-11, 195, Sr.** (C)	39	33
23 Darren Hall, 6-0, 170, Fr.-HS	2	0
CORNERBACK (CB)	GP	GS
7 Kameron Kelly, 6-2, 200, Sr.** (C)	41	22^
32 Tayler Hawkins, 6-1, 200, Fr.-RS	5	0
^ - Kelly's first 33 games played (and 14 starts) came at Warrior		

START CHART

Offense	2017	Streak	Career			
Mikah Holder, WR	5	3	29			
Christian Chapman, QB	8	24	24			
Antonio Rosales, OL	6	0	20			
Nick Bowden, QB/FB	7	2	20			
David Wells, TE	6	3	20			
Rashaad Penny, RB	8	8	13			
Keith Ismael, OL	8	8	8			
Tyler Roemer, OL	8	8	8			
Daishawn Dixon, OL	8	8	8			
Parker Houston, TE	4	0	8			
Ryan Pope, OL	6	1	6			
Juwan Washington, RB	3	0	4			
Dakota Turner, DL/FB	0	0	3			
Dominic Gudino, OL	2	1	2			
Fred Trevillion, WR	2	1	2			
Isaac Lessard, FB	1	0	1			
Joe Salcedo, RT	1	0	1			
Collin Andrews, WR	1	0	1			
Kahale Warring, TE	1	0	1			
Isiah Macklin, WR	1	0	1			
Tim Wilson, Jr., WR	1	0	1			
Darryl Richardson, TE	0	0	1			
Quest Truxton, WR	0	0	1			
Defense	2017	Streak	Career			
Trey Lomax, WAR	8	8	33			
Noble Hall, DL	8	22	25			
Kameron Kelly, WAR	8	9	22			
Ryan Dunn, LB	1	1	22			
Ronley Lakalaka, LB	8	20	21			
Parker Baldwin, AZ	8	17	17			
Ron Smith, CB	8	14	14			
Jay Henderson, LB	8	8	10			
Myles Cheatum, DL	8	8	8			
Sergio Phillips, DL	8	8	8			
Tariq Thompson, WAR	8	8	8			
Troy Cassidy, LB	7	0	7			
Randy Ricks, LB	0	0	7			
Career Starts (Off/Def)	'13	'14	'15	'16	'17	Total
Trey Lomax, WAR	RS	11	2	12	8	33
Mikah Holder, WR	-	0	11	13	5	29
Ryan Dunn, LB	-	RS	13	8	1	22
Noble Hall, DT/DE	-	RS	3	14	8	25
Christian Chapman, QB	-	RS	2	14	8	24
Kameron Kelly, WAR/CB	-	0	13	1	8	22
Ronley Lakalaka, LB	-	-	0	13	8	21
Nick Bowden, QB/FB	-	-	2	11	7	20
Antonio Rosales, OL	RS	0	0	14	6	20
David Wells, TE	RS	0	0	14	6	20
Parker Baldwin, AZ	-	-	0	9	8	17
Ron Smith, CB	-	-	RS	6	8	14
Rashaad Penny, RB	-	0	4	1	8	14
Jay Henderson, LB	-	0	0	3	8	11
Myles Cheatum, DE	-	-	RS	0	8	8
Daishawn Dixon, OL	-	-	RS	0	8	8
Keith Ismael, OL	-	-	-	RS	8	8
Sergio Phillips, DT	-	0	0	0	8	8
Tyler Roemer, OL	-	-	-	RS	8	8
Tariq Thompson, WAR	-	-	-	-	8	8
Parker Houston, TE	-	-	-	4	4	8
Troy Cassidy, LB	-	-	-	0	7	7
Randy Ricks, LB/DE	-	-	2	4	0	6
Ryan Pope, OL	-	-	RS	0	6	6
Juwan Washington, RB	-	-	RS	1	3	4
Dakota Turner, DL/FB	RS	0	0	3	0	3
Joe Salcedo, OL	-	RS	0	0	2	2
Fred Trevillion, WR	-	0	-	-	2	2
Dominic Gudino, OL	-	-	-	-	2	2
Isaac Lessard, FB	-	-	RS	0	1	1
Isiah Macklin, WR	-	-	-	RS	1	1
Tim Wilson, Jr., WR	-	-	-	RS	1	1
Kahale Warring, TE	-	-	-	RS	1	1
Collin Andrews, WR	-	-	-	RS	1	1
Quest Truxton, WR	-	-	-	1	0	1

Game 1

UC DAVIS	3	0	0	14	-	17
SAN DIEGO STATE	10	14	14	0	-	38

Sept. 2 | San Diego Stadium | San Diego, Calif. | 5:36 p.m. PT | Attendance: 46,132



TEAM STATISTICS

	UCD	SDSU
FIRST DOWNS	16	27
Rushing	4	15
Passing	10	9
Penalty	2	3
NET YARDS RUSHING	57	276
Rushing Attempts	27	52
Average Per Rush	2.1	4.3
Rushing Touchdowns	0	3
Yards Gained Rushing	85	301
Yards Lost Rushing	28	25
NET YARDS PASSING	258	237
Completions-Attempts-Int	19-24-2	17-23-1
Average Per Attempt	10.8	10.3
Average Per Completion	13.6	13.9
Passing Touchdowns	2	2
TOTAL OFFENSE YARDS	315	513
Total offense plays	51	75
Average Gain Per Play	6.2	6.8
Fumbles: Number-Lost	2-1	1-1
Penalties: Number-Yards	9-79	10-87
PUNTS-YARDS	5-210	3-111
Average Yards Per Punt	42.0	37.0
Net Yards Per Punt	40.2	37.0
Inside 20	1	2
50+ Yards	1	0
Touchbacks	0	0
Fair catch	0	2
KICKOFFS-YARDS	4-216	7-445
Average Yards Per Kickoff	54.0	63.6
Net Yards Per Kickoff	39.8	41.1
Touchbacks	0	0
Punt returns: Number-Yards-TD	1-0-0	2-9-0
Average Per Return	0-0	4-5
Kickoff returns: Number-Yds-TD	4-82-0	2-32-0
Average Per Return	20.5	16.0
Interceptions: Number-Yds-TD	1-25-0	2-5-0
Fumble Returns: Number-Yds-TD	1-17-0	0-0-0
Miscellaneous Yards	0	0
Possession Time	20:54	39:06
1st Quarter	6:09	8:51
2nd Quarter	5:31	9:29
3rd Quarter	4:09	10:51
4th Quarter	5:05	9:55
Third-Down Conversions	4 of 11	8 of 12
Fourth-Down Conversions	0 of 1	0 of 0
Red-Zone Scores-Chances	2-3	3-3
Touchdowns	1-3	3-3
Field goals	1-3	0-3
Sacks By: Number-Yards	2-8	1-5
PAT Kicks	2-2	5-5
Field Goals	1-1	1-1
Points off turnovers	0	10

▶▶ GAME NOTES

Big Notes

- SDSU won for the 22nd time over the last 25 games (22-3). The .880 win percentage over that time (since Oct. 3, 2015) trails only Alabama (.962 - entering tonight) and Clemson (.929) for the highest winning percentage in FBS play.
- San Diego State won its third straight game dating back to last year.
- The Aztecs won their 10th consecutive game against teams from the Pacific Time Zone. That is the fourth-longest active streak in the nation, trailing TCU (21), LSU (13) and Boise State (11).
- SDSU won its sixth straight game against teams from the state of California. That is San Diego State's longest streak against teams from the Golden State since a six-game stretch in 1976-77.
- SDSU won its fourth straight game played during the month of September.
- San Diego State improved to 6-0 in the Division I era against teams that called the Big Sky Conference home at the time of the game.

Season-Opener Notes

- San Diego State's fourth straight season-opening win is its longest streak since a five-year stretch from 1993-97.
- The Aztecs have outscored the opposition, 144-27, over the four-game season-opening winning streak.

Team Notes

- San Diego State won its 33rd consecutive game when rushing for at least 200 yards and 41-2 in the Rocky Long era (since 2011).
- The Aztecs improved to 53-14 in the Rocky Long era when scoring just 20 or more points.
- SDSU has now gone 27 straight games with one interception or fewer (dates back to Sept. 12, 2015 at California).

Aztecs Defeat UC Davis in Season Opener

SAN DIEGO - San Diego State rolled up 513 yards of total offense in a 38-17 victory over UC Davis Sept. 2 in the 2017 season opener at San Diego Stadium.

UCD took the opening kickoff and drove into SDSU territory, but the Aztec defense thwarted the advance, as freshman defensive back Tariq Thompson recorded his first career interception after picking off Aggie quarterback Jake Maier at the 25-yard line.

The Aztecs promptly marched 57 yards in 12 plays, culminating in a 39-yard field goal by John Baron II for the game's first points.

After holding UCD to a three-and-out, SDSU needed just one play to score the game's first touchdown, as Penny burst through a seam and raced 61 yards down the left sideline to give the Aztecs a 10-0 advantage with 6:12 remaining in the first quarter.

The Aggies responded on their ensuing possession with a 10-play, 61-yard drive that consumed just under four minutes before Max O'Rourke hit a 23-yard field goal to cut the deficit to 10-3.

SDSU was unable to mount a threat on its next foray down the field, but punter Brandon Hecklein pinned UCD inside its 20 at the 17-yard line. On the very next play, Ron Smith intercepted Maier's pass and returned it to the Aggie 26.

Overcoming a personal foul penalty, Chapman hit Warring on a crossing pattern for a 7-yard touchdown, as the Aztec sophomore dove for the right pylon on his way out of bounds, giving the host school a 17-3 lead with just over two minutes elapsed in the second quarter.

Moments later, UCD threatened after a 30-yard completion from Maier to Keelan Doss, which gave the visitors a first down at the 11. However, the Aztec defense held firm with a three-yard loss, two incompletions and an aborted scramble by Maier on fourth down that netted only three yards.

SDSU then methodically drove downfield, marching 89 yards on six plays in just 2:39, before Penny powered in from nine yards out to extend the Aztec advantage to 24-3 with just over two minutes left before intermission.

San Diego State scored on its first two drives after the break when Chapman connected with tight end Darryl Richardson for a 21-yard touchdown, while Juwan Washington scored on a four-yard sweep around left end to cap another lengthy 99-yard excursion, which gave the Scarlet and Black an insurmountable 38-3 lead with 3:01 to go in the third quarter.

UCD managed a pair of touchdowns in the final 10 minutes of the game as Maier completed strikes of 32 and 7 yards, respectively to Doss and Logan Montgomery.

>>> SCORING SUMMARY

Qtr	Time	Team	Scoring Play	Plays	TOP	Score
1st	7:33	SDSU	Baron 39-yd field goal	12-57	6:38	3-0
1st	6:12	SDSU	Penny 61-yd run (Baron kick)	1-61	0:09	10-0
1st	2:10	UCD	O'Rourke 23-yd field goal	10-61	3:56	10-3
2nd	13:10	SDSU	Warring 7-yd pass f/Chapman (Baron kick)	5-26	2:09	17-3
2nd	2:08	SDSU	Penny 9-yd run (Baron kick)	6-89	2:35	24-3
3rd	10:21	SDSU	Richardson 21-yd pass f/Chapman (Baron kick)	8-67	4:34	31-3
3rd	3:01	SDSU	Washington 4-yd run (Baron kick)	9-99	4:46	38-3
4th	9:55	UCD	Doss 32-yd pass f/Maier (O'Rourke kick)	9-95	3:36	38-10
4th	6:22	UCD	Montgomery 7-yd pass f/Maier (O'Rourke kick)	5-50	1:29	38-17

INDIVIDUAL STATISTICS

>>> UC DAVIS

Rushing	Att	Yds	TD	Long	Avg
Modise	10	44	0	16	4.4
Moore	2	15	0	12	7.5
Layton	2	6	0	6	3.0
Maier	4	2	0	4	0.5
Montgomery	1	1	0	1	1.0
Williams	5	-2	0	2	-0.4
Spencer	3	-9	0	2	-3.0
Totals	27	57	0	16	2.1

Passing	C-A-I	Yds	TD	Long	Sack
Maier	19-24-2	258	2	41	1
Totals	19-24-2	258	2	41	1

Receiving	No.	Yds	TD	Long
Doss	8	181	1	41
Cummins	3	30	0	10
Monthomery	3	9	1	7
Preece	2	32	0	28
Spencer	2	6	0	3
Modise	1	0	0	0
Totals	19	258	2	41

>>> SAN DIEGO STATE

Rushing	Att	Yds	TD	Long	Avg
Penny	21	197	2	61	9.4
Washington	14	66	1	9	4.7
Woolsey	3	20	0	12	6.7
Wormhoudt	6	11	0	5	1.8
Jasmin	4	2	0	2	0.5
Agnew	1	-2	0	0	-2.0
Trevillion	1	-3	0	0	-3.0
Chapman	2	-15	0	0	-7.5
Totals	52	276	3	61	5.3

Passing	C-A-I	Yds	TD	Long	Sack
Chapman	16-21-1	220	2	36	1
Agnew	1-2-0	17	0	17	1
Totals	17-23-1	237	2	36	2

Receiving	No.	Yds	TD	Long
Warring	5	74	1	36
Holer	3	19	0	8
Trevillion	2	38	0	24
Truxton	2	23	0	12
Houston	1	23	0	23
Richardson	1	21	1	21
Macklin	1	17	0	17
Wilson	1	15	0	15
Bawden	1	7	0	7
Totals	17	237	2	36

Game 2

SAN DIEGO STATE	7	13	7	3	-	30
ARIZONA STATE	7	7	0	6	-	20

Sept. 9 | Sun Devil Stadium | Tempe, Ariz. | 8:01 p.m. MST | Attendance: 54,336



TEAM STATISTICS

	SDSU	ASU
FIRST DOWNS	14	15
Rushing	10	3
Passing	3	10
Penalty	1	2
NET YARDS RUSHING	279	44
Rushing Attempts	43	31
Average Per Rush	6.5	1.4
Rushing Touchdowns	1	1
Yards Gained Rushing	313	92
Yards Lost Rushing	34	48
NET YARDS PASSING	73	298
Completions-Attempts-Int	9-18-0	20-33-0
Average Per Attempt	4.1	9.0
Average Per Completion	8.1	14.9
Passing Touchdowns	1	2
TOTAL OFFENSE YARDS	352	342
Total offense plays	61	64
Average Gain Per Play	5.8	5.3
Fumbles: Number-Lost	0-0	3-1
Penalties: Number-Yards	12-95	5-50
PUNTS-YARDS	4-153	5-180
Average Yards Per Punt	38.2	36.0
Net Yards Per Punt	37.5	29.6
Inside 20	2	1
50+ Yards	0	1
Touchbacks	0	0
Fair catch	1	0
KICKOFFS-YARDS	7-455	4-223
Average Yards Per Kickoff	65.0	55.8
Net Yards Per Kickoff	40.3	18.5
Touchbacks	6	2
Punt returns: Number-Yards-TD	2-32-0	1-3-0
Average Per Return	16.0	3.0
Kickoff returns: Number-Yds-TD	1-99-1	1-23-0
Average Per Return	99.0	23.0
Interceptions: Number-Yds-TD	0-0-0	0-0-0
Fumble Returns: Number-Yds-TD	0-0-0	0-5-0
Miscellaneous Yards	0	0
Possession Time	31:43	28:17
1st Quarter	6:36	8:24
2nd Quarter	10:09	4:51
3rd Quarter	8:20	6:40
4th Quarter	6:38	8:22
Third-Down Conversions	7 of 15	7 of 15
Fourth-Down Conversions	0 of 1	0 of 2
Red-Zone Scores-Chances	4-4	2-2
Touchdowns	1-4	2-2
Field goals	3-4	0-2
Sacks By: Number-Yards	5-35	4-21
PAT Kicks	3-3	2-2
Field Goals	3-3	0-0
Points off turnovers	3	0

▶▶ GAME NOTES

Big Notes

- Rashaad Penny became the first player in FBS this season with at least one rushing touchdown, one receiving touchdown and one kick return score in the same game.
- Rashaad Penny finished with 353 all-purpose yards (216 rushing, 99 kick return and 38 receiving), the third most in SDSU single-game history, only trailing Marshall Faulk's 422 vs. Pacific on Sept. 14, 1991 and Darnay Scott's 354 against UTEP on Oct. 17, 1992.
- SDSU won for the 23rd time over the last 26 games (23-3). The .885 win percentage over that time (since Oct. 3, 2015) trails only Alabama (.964) and Clemson (.931) for the highest winning percentage in FBS play.

Team Notes

- The Aztecs improved to 54-14 in the Rocky Long era when scoring just 20 or more points.
- SDSU has now gone 28 straight games with one interception or fewer (dates back to Sept. 12, 2015 at California).
- San Diego State scored on a 99-yard drive, its second straight game with a 99-yard drive and third in six games.
- The Aztecs have a 100-yard rusher in 40 of their last 52 games and 50, 100-yard rushers over that span.

Trends

- SDSU started with the ball for the 63rd time over the last 72 games.
- San Diego State lost the coin toss for just the 17th time over the last 40 games.
- The Aztecs have now gone 133 games without suffering a shutout (Nov. 18, 2006 at TCU), which is the third-longest streak among current Mountain West schools (Air Force at 300 and Boise State at 252 (entering tonight's game vs. Washington State)).

Penny Leads SDSU to 30-20 Win at ASU

TEMPE, Ariz. - Behind 353 all-purpose yards and three touchdowns by Rashaad Penny, San Diego State snapped a 28-game road losing streak at Pac-12 schools with a 30-20 victory over Arizona State Sept. 9 in Tempe, Ariz.

Penny scored a 95-yard touchdown run, a 99-yard kick return and a 33-yard catch to become the first player in FBS this season with at least one touchdown in each category. He finished the game with a career-high 216 yards on just 18 carries (12.0 avg.) and added a career-best four catches for 38 yards for SDSU.

Penny's 353 all-purpose yards on just 23 touches (15.3 avg.) were the most in a FBS game this season and the third most in Aztec single-game history.

SDSU, which last beat a Pac-12 team on the road on Sept. 13, 1975 (def. Oregon State, 25-0), jumped out to a 7-0 lead on its second drive of the game when Penny busted through the line on a third-and-6 and raced 95 yards for the score. It was the longest rush in FBS play this season and the longest by a San Diego State player since Ronnie Hillman had a 99-yard run vs. Wyoming on Oct. 29, 2011.

After the teams traded punts, the Sun Devils (1-1) capped a 9-play, 85-yard drive when Kalen Ballage plunged in from the 1 to tie the game at 7-7 at the end of the first quarter.

Penny then took the opening kickoff of the second quarter 99 yards for his sixth career return for a touchdown, just one off tying a NCAA record.

After a short punt that allowed the Aztecs to start on the ASU 45, SDSU grinded out an 11-play, 43-yard drive over 5:55, culminating with a 29-yard field goal by John Baron II. San Diego State appeared to score a touchdown twice on the drive, but both were called back due to penalties, one of 12 on the game (for 95 yards) for the Aztecs.

Arizona State responded with a 5-yard TD strike from Manny Wilkins to N'Keal Harry to bring the home team to within 3 at 17-14 midway through the second quarter.

The Aztecs got into Sun Devil territory, but was forced to punt, pinning ASU on the 6.

After forcing a 3 and out, Arizona State's punter shanked a boot off the side of his foot for 12 yards, allowing SDSU to take over on the 18 with just 30 seconds left in the half. San Diego State would have to settle for a 27-yard field goal by Baron, however, taking a 20-14 lead into intermission.

The scored again late in the third quarter when Christian Chapman found Penny out on the flat on a third-and-21. Penny was wide open and beat one Sun Devil defender to make it 27-14.

The Aztecs got to Wilkins late in the third and recovered a fumble at the 32, but was only able to get a Baron 32-yard field goal out of it, pushing the lead to 16 points at 30-14.

SDSU held ASU to only 27 yards of offense in the third quarter, but Arizona State converted a third-and-37 into a 53-yard touchdown pass from Wilkins to Frank Darby early in the fourth. San Diego State, however, snuffed out the 2-point conversion attempt, leaving the Aztecs up, 30-20.

SDSU would not score again, but did control the ball for nearly six minutes to close out the victory, its first in 12 tries against the Sun Devils.

>>SCORING SUMMARY

Qtr	Time	Team	Scoring Play	Plays	TOP	Score
1st	8:04	SDSU	Penny 95-yd run (Baron kick)	3-99	1:30	7-0
	00:00	ASU	Ballage 1-yd run (Ruiz kick)	9-85	3:56	7-7
2nd	14:45	SDSU	Penny 99-yd kickoff return (Baron kick)			14-7
	7:39	SDSU	Baron 29-yd field goal	11-43	5:49	17-7
	4:54	ASU	Harry 5-yd pass f/Wilkins (Ruiz kick)	7-77	2:39	17-14
	0:06	SDSU	Baron 27-yd field goal	4-9	0:24	20-14
3rd	1:52	SDSU	Penny 33-yd pass f/Chapman (Baron kick)	11-58	6:28	27-14
	8:34	ASU	Darby 53-yd pass f/Wilkins	10-75	6:11	30-14

INDIVIDUAL STATISTICS

>>SAN DIEGO STATE

Rushing	Att	Yds	TD	Long	Avg
Penny	18	216	1	95	12.0
Washington	16	56	0	22	3.5
Chapman	8	9	0	14	1.1
Team	1	0	-2	0	-2.0
Totals	43	279	1	95	6.5

Passing

C-A-I	Yds	TD	Long	Sack	
Chapman	9-18-0	73	1	33	4
Totals	9-18-0	73	1	33	4

Receiving

No.	Yds	TD	Long	
Penny	4	38	1	33
Bawden	2	13	0	7
Warring	1	8	0	8
Truxton	1	7	0	7
Holder	1	7	0	7
Totals	9	73	1	33

>>ARIZONA STATE

Rushing	Att	Yds	TD	Long	Avg
Ballage	15	44	1	9	2.9
Ralston	3	18	0	8	6.0
Team	1	-1	0	0	-1.0
Harry	1	-2	0	0	-2.0
Wilkins	11	-15	0	9	-1.4
Totals	31	44	1	9	1.4

Passing

C-A-I	Yds	TD	Long	Sack	
Wilkins	20-33-0	298	2	53	4
Harry	0-0-0	0	0	0	1
Totals	20-33-0	298	2	53	5

Receiving

No.	Yds	TD	Long	
Harry	5	49	1	20
Williams	4	71	0	35
Darby	3	111	1	53
Harvey	3	36	0	19
Ralston	3	15	0	7
Ballage	2	16	0	9
Totals	20	298	2	53

Game 3

STANFORD	0	7	3	7	-	17
SAN DIEGO STATE	0	10	3	7	-	20

Sept. 16 | San Diego Stadium | San Diego, Calif. | 7:36 p.m. PT | Attendance: 43,040



TEAM STATISTICS

	STAN	SDSU
FIRST DOWNS	9	21
Rushing	6	9
Passing	2	11
Penalty	1	1
NET YARDS RUSHING	174	171
Rushing Attempts	22	49
Average Per Rush	7.9	3.5
Rushing Touchdowns	2	1
Yards Gained Rushing	200	222
Yards Lost Rushing	26	51
NET YARDS PASSING	64	187
Completions-Attempts-Int	9-20-2	21-29-0
Average Per Attempt	3.2	6.4
Average Per Completion	7.1	8.9
Passing Touchdowns	0	1
TOTAL OFFENSE YARDS	238	358
Total offense plays	42	78
Average Gain Per Play	5.7	4.6
Fumbles: Number-Lost	1-1	1-0
Penalties: Number-Yards	4-20	7-81
PUNTS-YARDS	6-232	5-192
Average Yards Per Punt	38.7	38.4
Net Yards Per Punt	38.3	33.4
Inside 20	1	0
50+ Yards	1	0
Touchbacks	0	0
Fair catch	2	0
KICKOFFS-YARDS	4-260	5-323
Average Yards Per Kickoff	65.0	64.6
Net Yards Per Kickoff	40.0	36.8
Touchbacks	0	0
Punt returns: Number-Yards-TD	3-25-0	1-2-0
Average Per Return	8.3	2.0
Kickoff returns: Number-Yds-TD	2-64-0	0-0-0
Average Per Return	32.0	0.0
Interceptions: Number-Yds-TD	0-0-0	2-22-0
Fumble Returns: Number-Yds-TD	0-0-0	0-0-0
Miscellaneous Yards	0	0
Possession Time	18:46	41:14
1st Quarter	2:19	12:41
2nd Quarter	6:58	8:02
3rd Quarter	5:24	9:36
4th Quarter	4:05	10:55
Third-Down Conversions	3 of 11	7 of 17
Fourth-Down Conversions	0 of 0	0 of 1
Red-Zone Scores-Chances	1-1	3-3
Touchdowns	0-1	2-3
Field goals	1-1	1-3
Sacks By: Number-Yards	6-38	4-31
PAT Kicks	2-2	2-2
Field Goals	1-1	2-3
Points off turnovers	0	7

▶▶ GAME NOTES

Big Notes

- San Diego State joined Clemson as the only teams in the country this year with at least one win over a Top 25 team, wins over two Power 5 teams and at least one road win at a Power 5 school.
- SDSU won for the 24th time over the last 27 games (24-3). The .889 win percentage over that time (since Oct. 3, 2015) trails only Alabama (28-1; .966) and Clemson (28-2; .933) for the highest winning percentage in FBS play.
- The Aztecs won their fifth straight game dating back to last year, is 11-2 in its last 13 games and 24-3 in its last 27 games.

Team Notes

- SDSU only allowed Stanford to control ball for 18:46, its fewest time of possession in a game since at least 1996.
- The Aztecs moved to 55-14 in the Rocky Long era when scoring 20 or more points.
- SDSU has now gone 29 straight games with one interception or fewer (dates back to Sept. 12, 2015 at California).
- The Aztecs have a 100-yard rusher in 41 of their last 53 games and 51, 100-yard rushers over that span.
- SDSU first trailed against Stanford with 12:38 left in the second quarter, marking the first time San Diego State has trailed this season and the first time since 3:14 left in the third quarter against Houston in the Las Vegas Bowl (155 minutes, 56 seconds in between).

Defeating the "Power 5"

- SDSU has won three consecutive meetings against power conference teams (Power 5, BCS, etc.) for the first time in its Division I era (since 1969).
- San Diego State defeated two power conference teams in a season for the first time since 1981 (won at Oklahoma State (23-16) and vs. Iowa State (52-31)).

Aztecs Rally to Beat No. 19 Stanford, 20-17

SAN DIEGO - Christian Chapman connected with David Wells on an 8-yard touchdown pass with 54 seconds remaining to lift San Diego State to a thrilling 20-17 come-from-behind victory over No. 19/19 Stanford in front of 43,040 fans Saturday night at San Diego Stadium.

Chapman led a balanced offense for the Aztecs, completing 21 of 29 passes for 187 yards with no interceptions and the aforementioned score, while Rashaad Penny rushed for 175 yards on a career-high 32 carries and one TD to help the Scarlet and Black secure its first win over a ranked opponent at home since a 27-25 triumph over No. 23 Air Force in 2010.

SDSU drove 75 yards for the eventual game-winning touchdown in 11 plays, consuming 5:21 on the clock after forcing a Cardinal punt on the previous possession.

The Aztecs moved the ball 22 yards to their own 47, before the teams were forced to endure a 22-minute delay due to a stadium power failure. When play resumed, SDSU advanced to the Cardinal 19, aided by an 11-yard scamper by Penny and a 12-yard completion from Chapman to Juvan Washington.

Shortly thereafter on third down, Chapman hit Mikah Holder for another 11-yard gain to set up a first-and-goal, before rolling out to find Wells in the right flat for the go-ahead score. The Aztecs quickly extinguished Stanford's final threat after the kickoff, as Kameron Kelly intercepted Keller Chryst's first-down pass down the left sideline at the SDSU 37.

After a scoreless first quarter, San Diego State drew first blood in the opening minute of the second period when John Baron II drilled a 43-yard field goal, capping a 14-play, 58-yard drive that chewed up 6:35 on the clock.

However, Stanford needed just three plays on the ensuing possession to take its first lead of the game, as Bryce Love broke off a 51-yard touchdown run, putting the visitors up, 7-3.

With time winding down in the quarter, the Aztecs caught a huge break when Ron Smith intercepted a Chryst pass and returned it 22 yards to the Stanford 15 with just 1:14 left before intermission. SDSU quickly capitalized on its good fortune, as Chapman hit tight end Kahale Warring on two straight passes before Penny burst up the middle to the end zone from four yards away to give the Aztecs a 10-7 lead.

The two teams traded field goals in the third quarter, with Baron connecting from 36 yards out at the 8:33 mark to punctuate the Aztecs' first foray down the field, which covered 57 yards in 11 plays. Penny gained 20 yards on the drive, while Chapman hooked up with Wells for a 14-yard gain. SDSU was poised to attempt a 4-and-1 conversion from the Stanford 13, but settled for the three points after a substitution infraction.

The Cardinal answered with a 20-yard field goal of its own by Jet Toner, maneuvering 71 yards in eight plays to tighten the score at 13-10 with 4:51 to go in the period. Earlier, Love's 47-yard run down the left sideline put Stanford within striking distance at the SDSU 13; however, the Aztec defense kept the visitors out of the end zone after yielding just nine yards on the next three plays.

Stanford seized the momentum in the opening minute of the fourth quarter when Love swept around right end for a 53-yard touchdown run that put the Cardinal back on top 17-13.

>>> SCORING SUMMARY

Qtr	Time	Team	Scoring Play	Plays	TOP	Score
2nd	14:05	SDSU	Baron 43-yard field goal	14-58	6:28	3-0
2nd	12:38	STAN	Love 51-yard run (Toner kick)	3-63	1:20	3-7
2nd	0:43	SDSU	Penny 4-yard run (Baron kick)	3:15	0:31	10-7
3rd	8:33	SDSU	Baron 36-yard field goal	11-57	6:27	13-7
3rd	4:51	STAN	Toner 20-yard field goal	8-71	3:42	13-10
4th	14:51	STAN	Love 53-yard run (Toner kick)	4-65	1:51	13-17
4th	0:54	SDSU	Wells 8-yard pass / Chapman (Baron kick)	11-75	5:21	20-17

INDIVIDUAL STATISTICS

>>> STANFORD

Rushing	Att	Yds	TD	Long	Avg
Love	13	184	2	53	14.2
Wedington	1	9	0	9	9.0
Scarlett	3	5	0	3	1.7
Speights	2	3	0	2	2.0
Totals	22	174	2	53	7.9

Passing	C-A-I	Yds	TD	Long	Sack
Chryst	8-19-2	56	0	17	4
Burns	1-1-0	8	0	8	0
Totals	9-20-2	64	0	17	4

>>> SAN DIEGO STATE

Rushing	Att	Yds	TD	Long	Avg
Penny	32	175	1	36	5.5
Washington	8	30	0	13	3.8
Team	1	-1	0	0	-1.0
Chapman	8	-33	0	4	-4.1
Totals	49	171	1	36	3.5

Passing	C-A-I	Yds	TD	Long	Sack
Chapman	21-29-0	187	1	22	6
Totals	21-29-0	187	1	22	6

Receiving	No.	Yds	TD	Long
Holder	7	85	0	22
Penny	5	31	0	13
Wells	3	30	1	14
Washington	2	20	0	12
Warring	2	11	0	7
Bawden	2	10	0	7
Totals	21	187	1	22

Game 4

SAN DIEGO STATE	0	7	3	7	-	17
AIR FORCE	0	10	3	7	-	20

Sept. 23 | Falcon Stadium | Colorado Springs, Colo. | 5:02 p.m. MT | Attendance: 27,575



TEAM STATISTICS

	SDSU	AF
FIRST DOWNS	19	14
Rushing	7	13
Passing	8	1
Penalty	4	0
NET YARDS RUSHING	187	220
Rushing Attempts	41	60
Average Per Rush	4.6	3.7
Rushing Touchdowns	3	3
Yards Gained Rushing	205	263
Yards Lost Rushing	18	43
NET YARDS PASSING	180	33
Completions-Attempts-Int	10-16-0	2-6-1
Average Per Attempt	11.2	5.5
Average Per Completion	18.0	16.5
Passing Touchdowns	1	0
TOTAL OFFENSE YARDS	367	253
Total offense plays	57	66
Average Gain Per Play	6.4	3.8
Fumbles: Number-Lost	1-1	4-0
Penalties: Number-Yards	0-0	5-52
PUNTS-YARDS	6-193	6-287
Average Yards Per Punt	32.2	47.8
Net Yards Per Punt	22.8	46.5
Inside 20	0	3
50+ Yards	1	3
Touchbacks	1	0
Fair catch	0	0
KICKOFFS-YARDS	5-308	5-298
Average Yards Per Kickoff	61.6	59.6
Net Yards Per Kickoff	41.8	39.6
Touchbacks	2	4
Punt returns: Number-Yards-TD	2-8-0	3-36-0
Average Per Return	4.0	12.0
Kickoff returns: Number-Yds-TD	1-0-0	3-49-0
Average Per Return	0.0	16.3
Interceptions: Number-Yds-TD	1-0-0	0-0-0
Fumble Returns: Number-Yds-TD	0-0-0	0-0-0
Miscellaneous Yards	0	0
Possession Time	28:01	31:59
1st Quarter	6:30	8:30
2nd Quarter	7:38	7:22
3rd Quarter	8:36	6:24
4th Quarter	5:17	9:43
Third-Down Conversions	3 of 11	6 of 15
Fourth-Down Conversions	0 of 0	0 of 2
Red-Zone Scores-Chances	2-4	2-2
Touchdowns	2-4	2-2
Field goals	0-4	0-2
Sacks By: Number-Yards	0-0	1-10
PAT Kicks	4-4	1-1
Field Goals	0-1	1-1
Points off turnovers	0	0

▶▶ GAME NOTES

Big Notes

- San Diego State improved to 4-0 for the first time since 1981 and for just the second time in the last 42 years.
- The Aztecs won a game as a nationally-ranked team for the first time since Nov. 21, 1977. The previous nine weeks it was in the AP Top 25 Poll, SDSU was 0-4 with three byes and two end of season polls.
- SDSU overcame back-to-back second-half deficits to win for the first time since 2013 (Nov. 16 at Hawai'i and Nov. 23 vs. Boise State).
- San Diego State won its sixth straight game dating back to last year, and its 12-2 in its last 14 games and 25-3 in its last 28 games.
- The Aztecs' 25-3 record over their last 28 games (since Oct. 3, 2015) is the third best in the country over that span, only trailing Alabama (29-1) and Clemson (29-2).
- SDSU won its school-record seventh consecutive game against Air Force. That is the longest active streak against the Falcons in the nation.
- San Diego State became just the second team since the start of the 2014 campaign to defeat Air Force at Falcon Stadium. The Falcons entered the game 18-1 in their last 19 home games, including two victories over AP Top 25 teams. Air Force owned a +337 scoring margin in that 19-game stretch (+17.7).
- Air Force had won its previous two home games against AP Top 25 teams.
- The Aztecs improved to 19-2 in their last 21 games against Mountain West opponents.
- SDSU won its fifth straight Mountain West opener.
- San Diego State did not record a penalty for the first time since Oct. 13, 2012 vs. Colorado State and for just the second time since at least 1996.

No. 22 SDSU Holds Off Air Force, 28-24

COLORADO SPRINGS, Colo. - Rashaad Penny scored three times, including a 53-yard run with 5:39 remaining to lift No. 22/25 San Diego State to a 28-24 win over Air Force on a wet and stormy night in Colorado Springs, Colo.

Penny also scored from 2 yards out and from 20 yards as the Aztecs (4-0, 1-0 MW) and Falcons (1-2, 0-1 MW) had to weather an hour and 28-minute lightning delay midway through the first quarter. The game also featured five fumbles (one lost), an interception, a blocked punt and a missed field goal.

SDSU improved to 4-0 for the first time since 1981 and for just the second time in the last 42 years.

San Diego State also won as a ranked team for the first time since Nov. 21, 1977. It was the sixth straight win for the Aztecs and 25th victory over their last 28 games.

AFA jumped out to the lead as Ronald Cleveland rumbled in from 29 yards out. The PAT failed, however, keeping it at 6-0 with 2:46 left in the first quarter.

After trading punts, Air Force got the ball in good field position at the SDSU 35 after a 17-yard boot. San Diego State, however, was able to keep the Falcons to a field goal and Luke Strebel made a 45-yarder with a stiff and rainy headwind to take a 9-0 lead.

On their ensuing drive, the Aztecs appeared to be heading for their third 3 and out, but a roughing the kicker call on a punt allowed SDSU to have another chance.

Right before San Diego State's next play, lightning struck in the area and play would not resume again until an hour and 28 minutes later. On the Aztecs' first play out of the delay, quarterback Christian Chapman found Kahale Warring for a 42-yard pass that got SDSU all the way to the AFA 12. Four plays later Rashaad Penny punched it in from 2 yards to put San Diego State on the scoreboard with 5:55 left in the second quarter.

The Aztecs got all the way to the 10 on their first drive of the second half, but Chapman was sacked and fumbled, keeping the score at 9-7.

SDSU forced a 3 and out, and used a methodical 11-play, 73-yard drive over 5:21 to take its first lead of the game on a 20-yard run by Penny with 1:49 left in the third quarter.

Early in the fourth quarter, Air Force blocked a Brandon Heicklen punt and ended up with the ball on the San Diego State 4. Two plays later Arion Worthman pounded it in from the 1 and, after a successful 2-point conversion, the Falcons went back up at 17-14, with 12:35 left in the fourth quarter.

The Aztecs wasted no time responding, using just three plays to take back their lead when Chapman found David Wells from 28 yards out off a play-action pass.

AFA took back the lead at 24-21 with 6:16 left as Tim McVey finished an 11-play, 75-yard drive with a 12-yard run down the sideline.

SDSU once again used a short drive with two explosive plays - a 22-yard pass from Chapman to Mikah Holder and a 53-yard run by Penny - to take back the lead at 28-24 with 5:39 left.

After the team traded punts, Air Force had one last chance to win it with just over two minutes left, but Trey Lomax intercepted Worthman's fourth-down pass to seal the win for San Diego State, its school-record seventh straight over the Falcons.

Penny finished with 128 yards on 20 carries (6.4 avg.), his fourth consecutive game with at least 100 yards, and tied a career high with the three touchdowns.

Chapman passed for 180 yards and a touchdown, completing 10 of 16 passes. Parker Baldwin led the Aztec defense with 13 tackles.

>>> SCORING SUMMARY

Qtr	Time	Team	Scoring Play	Plays	TOP	Score
1st	2:46	AF	Cleveland 29-yard run (Strebel pass failed)	10-79	4:48	0-6
2nd	10:05	AF	Strebel 45-yard field goal	4-8	1:36	0-9
	5:55	SDSU	Penny 2-yard run (BARON, John kick)	7-75	4:10	7-9
3rd	1:49	SDSU	Penny 20-yard run (BARON, John kick)	11-73	5:21	14-9
4th	12:35	AF	Worthman 1-yard run (Bennett pass f/Worthman)	2-4	0:44	1-17
	11:32	SDSU	Wells 28-yard pass f/Chapman (Baron kick)	3-75	1:03	21-17
	6:16	AF	McVey 12-yard run (Strebel kick)	11-75	5:11	21-24
	5:39	SDSU	Penny 53-yard run (Baron kick)	2-75	0:37	28-24

INDIVIDUAL STATISTICS

>>> SAN DIEGO STATE

Rushing	Att	Yds	TD	Long	Avg
Penny	20	128	3	53	6.4
Washington	14	68	0	29	4.9
Team	2	-2	0	0	-1.0
Chapman	5	-7	0	6	-1.4
Totals	22	174	2	53	7.9

Passing	C-A-I	Yds	TD	Long	Sack
Chapman	10-16-0	180	1	42	1
Totals	10-16-0	180	1	42	1

Receiving	No.	Yds	TD	Long
Penny	3	18	0	12
Holder	2	46	0	24
Warring	1	42	0	42
Wilson	1	31	0	31
Wells	1	28	1	28
Truxton	1	14	0	14
Bawden	1	1	0	1
Totals	10	180	1	42

>>> AIR FORCE

Rushing	Att	Yds	TD	Long	Avg
Wilson	20	99	0	9	4.9
Worthman	26	62	1	11	2.4
McVey	7	44	1	12	6.3
Cleveland	1	29	1	29	29.0
Stafford	1	6	0	6	6.0
Birdow	1	3	0	3	3.0
Williams	2	3	0	3	1.5
Miller	1	-3	0	0	-3.0
Scott	1	-23	0	0	-23.0
Totals	60	220	3	29	3.7

Passing	C-A-I	Yds	TD	Long	Sack
Worthman	1-5-1	2	0	2	0
Williams	1-1-0	31	0	31	0
Totals	2-6-1	33	0	31	0

Receiving	No.	Yds	TD	Long
Sanders	1	31	0	31
Williams	1	2	0	2
Totals	2	33	0	31

Game 5

NORTHERN ILLINOIS	14	0	14	0	-	28
SAN DIEGO STATE	14	17	0	3	-	34

Sept. 30 | SDCCU Stadium | San Diego, Calif. | 7:38 p.m. PT | Attendance: 35,717



TEAM STATISTICS

	NIU	SDSU
FIRST DOWNS	23	10
Rushing	9	3
Passing	11	6
Penalty	3	1
NET YARDS RUSHING	160	127
Rushing Attempts	46	36
Average Per Rush	3.5	3.5
Rushing Touchdowns	1	0
Yards Gained Rushing	200	151
Yards Lost Rushing	40	24
NET YARDS PASSING	269	136
Completions-Attempts-Int	24-40-3	10-20-0
Average Per Attempt	6.7	6.8
Average Per Completion	11.2	13.6
Passing Touchdowns	3	2
TOTAL OFFENSE YARDS	429	263
Total offense plays	86	56
Average Gain Per Play	5.0	4.7
Fumbles: Number-Lost	1-1	0-0
Penalties: Number-Yards	4-42	10-126
PUNTS-YARDS	8-291	10-399
Average Yards Per Punt	36.4	39.9
Net Yards Per Punt	36.0	36.7
Inside 20	4	3
50+ Yards	1	0
Touchbacks	0	0
Fair catch	3	7
KICKOFFS-YARDS	5-304	7-419
Average Yards Per Kickoff	60.8	59.9
Net Yards Per Kickoff	24.4	40.9
Touchbacks	0	2
Punt returns: Number-Yards-TD	3-32-0	1-3-0
Average Per Return	10.7	3.0
Kickoff returns: Number-Yds-TD	5-83-0	4-182-1
Average Per Return	16.6	45.5
Interceptions: Number-Yds-TD	1-0-0	3-127-1
Fumble Returns: Number-Yds-TD	0-0-0	0-0-0
Miscellaneous Yards	0	0
Possession Time	34:27	25:33
1st Quarter	10:42	4:18
2nd Quarter	8:46	6:24
3rd Quarter	6:32	8:28
4th Quarter	8:37	6:23
Third-Down Conversions	8 of 17	1 of 14
Fourth-Down Conversions	0 of 0	1 of 1
Red-Zone Scores-Chances	2-4	2-2
Touchdowns	2-4	1-2
Field goals	0-4	1-2
Sacks By: Number-Yards	1-6	4-30
PAT Kicks	4-4	4-4
Field Goals	0-0	2-2
Points off turnovers	0	0

▶▶ GAME NOTES

Big Notes

- San Diego State improved to 5-0 for the first time since 1975 and for just the second time in the last 47 seasons.
- The Aztecs won all of their non-conference games (UC Davis, at Arizona State, No. 19/19 Stanford and Northern Illinois) in the same season for the first time since 1981.
- At No. 19, this was the highest-ranked SDSU team to win a game since a win as the 16th-ranked team at San José State on Nov. 21, 1977.
- San Diego State won its second straight game as a nationally ranked team for the first time since 1970.
- Tomorrow, the Aztecs are expected to be nationally ranked for a third straight week for the first time since the final three polls of the 1977 campaign.
- SDSU won its seventh consecutive game dating back to last year, and is 13-2 in its last 15 games and 26-3 in its last 29 contests.
- San Diego State's 26-3 record over its last 29 games (since Oct. 3, 2015) is the third best in the country over that span, only trailing Alabama (30-1) and Clemson (30-2).
- The Aztecs have put together at least a five-game winning streak for the third consecutive season. The last time SDSU had three straight seasons with at least a five-game winning streak was a four-year stretch from 1974-77.
- San Diego State improved to 13-1 in its last 14 home games.
- The Aztecs won their eighth straight game played during the month of September.

Team Notes

- The Aztecs have 19 non-offensive touchdowns since 2015 (two vs. NIU). SDSU ranked third in FBS since 2015 with 17 coming into the NIU game.

No. 19 SDSU Outlasts NIU, 34-28

SAN DIEGO - No. 19/21 San Diego State moved to 5-0 for the first time since 1975 after earning a hard-fought 34-28 triumph over Northern Illinois Saturday night at SDCCU Stadium.

Despite getting outgained 429-263, including a 269-136 spread in passing yardage, the Aztecs converted two Huskie turnovers into 14 points, before coming up with two crucial interceptions late in the fourth quarter to help secure the team's seventh consecutive victory dating back to last year.

Rashaad Penny was bottled up for much of the first half, but still gained 107 yards on 25 carries, becoming the first Aztec running back since Marshall Faulk in 1992 to open a season with five straight games over 100 yards rushing.

In addition, Christian Chapman completed 10 of 19 passes for 136 and two touchdowns, finishing his third straight game without an interception, while tight end Kahale Warring posted three catches for 39 yards and one score.

Juan Washington electrified the crowd on the opening kickoff return, racing 96 yards through tacklers for a touchdown to give SDSU an early 7-0 lead.

However, NIU (2-2) quickly responded with a 7-play, 73-yard drive, culminating in a 34-yard scoring strike from quarterback Daniel Santacaterina to wide receiver Christian Blake down the right sideline.

SDSU wasted little time, as Chapman lofted a perfectly thrown ball in the right flat to Penny, who outran the secondary on the very next snap, putting the host school up 14-7 with just over five minutes elapsed in the period.

However, the Huskies answered with another long drive, marching 77 yards in 13 plays to even the score at 14-14. Santacaterina connected with Blake six times for 44 yards on the possession, including the final 10 for the tying touchdown.

NIU seemed poised to take the lead early in the second quarter, advancing 71 yards in 10 plays to the SDSU 20. However on 2nd-and-4, safety Tariq Thompson stepped in front of a Santacaterina slant pass and returned it 83 yards for the go-ahead score. With the turnover, SDSU recorded its sixth interception return for a touchdown in the last 17 games.

With time winding down, SDSU got the ball back following another punt and swiftly marched into NIU territory. On 4th-and-1 from the Huskie 44, Penny scampered 23 yards to help set up John Baron's 38-yard field goal with just seven seconds left, which gave the Aztecs a 31-14 advantage at intermission.

As quickly as SDSU scored in the first quarter, NIU flashed its big-play capability on the second snap of the third period when Santacaterina found a streaking Spencer Fears, who darted down the sideline in full stride for an 81-yard touchdown reception, which narrowed the gap to 31-21.

Later in the period, the Huskies trimmed the margin to 31-28, as reserve quarterback Marcus Childers scored on a keeper from one yard out to punctuate a 4-play, 60-yard drive.

The two teams traded possessions before the Aztecs tacked on a key 21-yard field goal by Baron with 45 seconds elapsed in the fourth quarter to extend the margin to 34-28. After Penny got SDSU out of the hole with a 25-yard sweep down the right sideline, Chapman hit Collin Andrews for an 11-yard gain, while Washington soon followed with an 11-yard burst to put Baron in range for a chip shot.

>> SCORING SUMMARY

Qtr	Time	Team	Scoring Play	Plays	TOP	Score
1st	14:47	SDSU	Washington 96-yd kickoff return (Baron kick)			0-7
	11:49	NIU	Blake 34-yd pass f/Santacaterina (Hagan kick)	7-73	2:53	7-7
	9:55	SDSU	Penny 33-yd pass f/Chapman (Baron kick)	1-33	0:05	7-14
2nd	4:18	NIU	Blake 10-yd pass f/Santacaterina (Hagan kick)	13-77	5:31	14-14
	9:00	SDSU	Ta. Thompson 83-yd interception return (Baron kick)			14-21
	2:12	SDSU	Warring 8-yd pass f/Chapman (Baron kick)	7-66	3:45	14-28
3rd	00:07	SDSU	Baron 38-yd field goal	7-32	0:42	14-31
	14:17	NIU	Tears 81-yd pass f/Santacaterina (Hagan kick)	2-82	0:37	21-31
	05:39	NIU	Childers 1-yd run (Hagan kick)	4-60	1:36	28-31
4th	14:15	SDSU	Baron 21-yd field goal	8-64	4:01	28-34

INDIVIDUAL STATISTICS

>> SAN DIEGO STATE

Rushing	Att	Yds	TD	Long	Avg
Penny	25	107	0	25	4.3
Washington	4	19	0	15	4.8
Chapman	4	7	0	6	1.8
Team	3	-6	0	0	-2.0
Totals	36	127	0	25	3.5

Passing	C-A-I	Yds	TD	Long	Sack
Chapman	10-19-0	136	2	33	1
Team	0-1-0	0	0	0	0
Totals	10-20-0	136	2	33	1

Receiving	No.	Yds	TD	Long
Warring	3	39	1	21
Penny	2	32	1	33
Truxton	2	28	0	16
Wells	1	23	0	23
Andrews	1	11	0	11
Collins	1	3	0	3
Totals	10	136	2	33

>> NORTHERN ILLINOIS

Rushing	Att	Yds	TD	Long	Avg
Huff	25	148	0	22	5.9
Childers	5	20	1	8	4.0
Jones	5	16	0	7	3.2
Tears	3	5	0	5	1.7
Brown	1	4	0	4	4.0
Team	1	-1	0	0	-1.0
Parchment	1	-4	0	0	-4.0
Santacaterina	5	-28	0	2	-5.6
Totals	46	160	1	22	3.5

Passing	C-A-I	Yds	TD	Long	Sack
Santacaterina	24-39-3	269	3	81	4
Childers	0-1-0	0	0	0	0
Totals	24-40-3	269	3	81	4

Receiving	No.	Yds	TD	Long
Blake	13	160	2	50
Tears	5	105	1	81
Brown	4	-3	0	2
Huff	1	4	0	4
Wimann	1	3	0	3
Totals	2	33	0	31

Game 6

SAN DIEGO STATE	3	17	7	14	-	41
UNLV	3	7	0	0	-	10

Oct. 7 | Sam Boyd Stadium | Las Vegas, Nev. | 7:50 p.m. PT | Attendance: 19,770



TEAM STATISTICS

	SDSU	UNLV
FIRST DOWNS	27	12
Rushing	15	5
Passing	10	7
Penalty	2	0
NET YARDS RUSHING	302	106
Rushing Attempts	46	31
Average Per Rush	6.6	3.4
Rushing Touchdowns	5	0
Yards Gained Rushing	315	131
Yards Lost Rushing	13	25
NET YARDS PASSING	172	177
Completions-Attempts-Int	14-24-0	12-28-0
Average Per Attempt	7.2	6.3
Average Per Completion	12.3	14.8
Passing Touchdowns	0	1
TOTAL OFFENSE YARDS	474	283
Total offense plays	70	59
Average Gain Per Play	6.8	4.8
Fumbles: Number-Lost	1-1	0-0
Penalties: Number-Yards	4-19	5-49
PUNTS-YARDS	3-115	7-297
Average Yards Per Punt	38.3	42.4
Net Yards Per Punt	25.7	31.9
Inside 20	0	0
50+ Yards	0	0
Touchbacks	2	1
Fair catch	0	1
KICKOFFS-YARDS	8-517	3-101
Average Yards Per Kickoff	64.6	33.7
Net Yards Per Kickoff	42.2	34.3
Touchbacks	3	0
Punt returns: Number-Yards-TD	5-54-0	1-(-2)-0
Average Per Return	10.8	-2.0
Kickoff returns: Number-Yds-TD	3-(-2)-0	5-104-0
Average Per Return	-0.7	20.8
Interceptions: Number-Yds-TD	0-0-0	0-0-0
Fumble Returns: Number-Yds-TD	0-0-0	0-0-0
Miscellaneous Yards	0	0
Possession Time	34:16	25:44
1st Quarter	11:32	3:28
2nd Quarter	6:29	8:31
3rd Quarter	7:00	8:00
4th Quarter	9:15	5:45
Third-Down Conversions	7 of 12	4 of 14
Fourth-Down Conversions	0 of 0	0 of 2
Red-Zone Scores-Chances	6-7	2-3
Touchdowns	4-7	1-3
Field goals	2-7	1-3
Sacks By: Number-Yards	3-21	1-5
PAT Kicks	5-5	1-1
Field Goals	2-2	1-1
Points off turnovers	0	0

▶▶ GAME NOTES

Big Notes

- At 6-0, San Diego State continued its best start since 1975. The Aztecs at 6-0 for the first time since 1975, the fourth time in its Division I era (since 1969) (also 1969, 1970 and 1975) and for the seventh time in program history (also 1966, 1967, 1968, 1969, 1970 and 1975).
- SDSU won its eighth straight game dating back to last year, is 14-2 in its last 16 games and 27-3 in its last 30 games.
- The Aztecs' eight-game winning streak is the fourth-longest active streak in the country, while their 27-3 mark since Oct. 3, 2015 is the third-best winning percentage (.900) over that span.
- SDSU won its 12th consecutive game against teams from the Pacific Time Zone. This is the third-longest active streak in the nation.
- San Diego State won its 12th straight game against teams from the West Division of the Mountain West.
- The Aztecs improved to 20-2 in their last 22 games against Mountain West opponents.
- SDSU won its FBS-leading 12th road game since Oct. 10, 2015.
- San Diego State won its fourth straight road game, seventh of its last eight (7-1) an 12th of its last 14 (12-2).
- The Aztecs improved to 9-1 in their last 10 road games against Mountain West competition.
- At No. 19 in the AP Poll, SDSU recorded its highest ranking in a road victory since winning at No. 16 at San José State by a 37-34 score on Nov. 21, 1977.
- The Aztecs won their 35th consecutive game when rushing for at least 200 yards and improved to 43-2 in the Rocky Long era when rushing for at least 200 yards.
- San Diego State has posted at least a six-game winning streak in each of the last three seasons (2015, 2016 and 2017).

No. 19/21 Football Beats UNLV, 41-10

LAS VEGAS - No. 19/21 San Diego State became bowl eligible for the eighth consecutive season, continuing its undefeated start with a 41-10 road victory against UNLV Saturday night in Las Vegas.

Rashaad Penny ran for 170 yards and two touchdowns to lift the Aztecs (6-0, 2-0 MW) over the Rebels (2-3, 1-1 MW), who were playing in their first game since a mass shooting that killed 58 people on the Las Vegas Strip earlier in the week.

Penny recorded his sixth straight 100-yard game to open the season, joining Marshall Faulk in 1992 as the only players in school history to accomplish the feat.

Outrushing the Rebels, 302-106, San Diego State held UNLV to its fewest rushing yards in a game since rushing for 80 against the Aztecs on Nov. 21, 2015. Three of UNLV's five fewest rushing games since 2015 have come vs. SDSU.

The game got off to a slow start, with the teams trading field goals in the first quarter.

On their first possession of the game, the Aztecs marched 69 yards down the field, led by Penny, but the senior running back fumbled the ball on second-and-goal at the 1-yard line, which was recovered by UNLV.

San Diego State settled for a field goal by John Baron II on the ensuing possession, answered by the Rebels on their subsequent drive.

The Aztecs were able to get their offense rolling on their first drive of the second quarter. A 14-yard quarterback keeper by Christian Chapman just over three minutes into the frame lit a fuse for the Aztecs' offense.

After forcing a 3-and-out for UNLV, Quest Truxton returned the punt 30 yards, setting up a 34-yard TD run by Jwan Washington, increasing San Diego State's lead to 17-3.

UNLV was able to slow the Aztecs' roll somewhat midway through the second quarter. A 54-yard strike by UNLV quarterback Armani Rogers to Brandon Presley set up a 6-yard throw to Kendal Keys in the end zone, cutting the Aztecs' lead to 17-10.

But SDSU's defense shut down the Rebels for the remainder of the game. The Scarlet and Black scored 24 unanswered points on a Baron field goal, a pair of rushing touchdowns by Penny and redshirt freshman Chase Jasmin's first career touchdown.

Washington added 95 yards on 10 carries and a touchdown for the Aztecs, who have won 27 of their last 30 games.

Chapman threw for 172 yards and added his first career rushing score. Chapman did not throw an interception for the fifth straight game and extended his career long streak of 110 pass attempts without a pick.

Mikah Holder had a career-high nine receptions for a season-high 144 yards. He eclipsed 100 yards receiving for the second time of his career and first time since the 2016 opener against New Hampshire. Jasmin's five rushes and 29 yards were both career highs.

Ronley Lakalaka's six tackles led the team, helping a defense that recorded three sacks for a loss of 21 yards and six tackles for loss.

The Aztecs improved to 20-2 in their last 22 games against Mountain West opponents. SDSU won its fourth straight game vs. the Rebels, the longest streak in the 27-game series for either team.

>>> SCORING SUMMARY

Qtr	Time	Team	Scoring Play	Plays	TOP	Score
1st	2:57	SDSU	Baron 27-yard field goal	7-40	3:46	3-0
	0:26	UNLV	Gutierrez 35-yard field goal	6-57	2:31	3-3
2nd	11:57	SDSU	Chapman 14-yard run (Baron kick)	7-68	3:25	10-3
	10:04	SDSU	Washington 34 yd run (Baron kick)	1-34	0:09	17-3
	5:48	UNLV	Keys 6-yard pass f/Rogers (Gutierrez kick)	8-79	4:12	17-10
	0:21	SDSU	Baron 33-yard field goal	11-47	1:15	20-10
3rd	7:29	SDSU	Penny 3-yard run (Baron kick)	6-80	2:58	27-10
	7:11	SDSU	Penny 2-yard run (Baron kick)	10-68	5:29	34-10
4th	1:40	SDSU	Jasmin 8-yard run (Baron kick)	5-29	2:47	41-10

INDIVIDUAL STATISTICS

>>> SAN DIEGO STATE

Rushing	Att	Yds	TD	Long	Avg
Penny	27	170	2	36	6.3
Washington	10	95	1	34	9.5
Jasmin	5	29	1	8	5.8
Chapman	3	8	1	14	2.7
Team	1	0	0	0	0.0
Totals	46	302	5	36	6.6

Passing	C-A-I	Yds	TD	Long	Sack
Chapman	14-24-0	172	0	26	1
Totals	14-24-0	172	0	26	1

Receiving	No.	Yds	TD	Long
Holder	9	144	0	26
Penny	2	8	0	4
Warring	1	11	0	11
Trevillion	1	7	0	7
Wells	1	2	0	2
Totals	14	172	0	26

>>> UNLV

Rushing	Att	Yds	TD	Long	Avg
Thomas	14	54	0	23	3.9
Rogers	15	51	0	45	3.4
Campbell	1	1	0	1	1.0
Presley	1	0	0	0	0.0
Totals	31	106	0	45	3.4

Passing	C-A-I	Yds	TD	Long	Sack
Rogers	12-27-0	177	1	54	3
Presley	0-1-0	0	0	0	0
Totals	12-28-0	177	1	54	3

Receiving	No.	Yds	TD	Long
Presley	3	77	0	54
Boyd	3	32	0	15
Tejchman	2	43	0	23
Woods, Jr.	1	8	0	8
Thomas	1	6	0	6
Keys	1	6	1	6
Hold	1	5	0	5
Totals	12	177	1	54

Game 7

BOISE STATE	14	7	0	10	-	31
SAN DIEGO STATE	0	0	7	7	-	14

Oct. 14 | SDCCU Stadium | San Diego, Calif. | 7:39 p.m. PT | Attendance: 49,053



TEAM STATISTICS

	BSU	SDSU
FIRST DOWNS	15	12
Rushing	10	6
Passing	4	8
Penalty	1	2
NET YARDS RUSHING	186	83
Rushing Attempts	34	39
Average Per Rush	5.5	2.1
Rushing Touchdowns	1	1
Yards Gained Rushing	191	119
Yards Lost Rushing	5	36
NET YARDS PASSING	125	240
Completions-Attempts-Int	14-23-0	12-27-0
Average Per Attempt	5.4	8.9
Average Per Completion	8.9	20.0
Passing Touchdowns	1	1
TOTAL OFFENSE YARDS	311	323
Total offense plays	57	66
Average Gain Per Play	5.5	4.9
Fumbles: Number-Lost	0-0	1-1
Penalties: Number-Yards	3-35	3-24
PUNTS-YARDS	6-242	7-248
Average Yards Per Punt	40.3	35.4
Net Yards Per Punt	36.0	27.3
Inside 20	4	2
50+ Yards	2	0
Touchbacks	1	0
Fair catch	0	2
KICKOFFS-YARDS	6-384	3-193
Average Yards Per Kickoff	64.0	64.3
Net Yards Per Kickoff	43.3	33.0
Touchbacks	3	0
Punt returns: Number-Yards-TD	2-57-1	2-6-0
Average Per Return	28.5	3.0
Kickoff returns: Number-Yds-TD	3-94-0	3-49-0
Average Per Return	31.3	16.3
Interceptions: Number-Yds-TD	0-0-0	0-0-0
Fumble Returns: Number-Yds-TD	1-34-1	0-0-0
Miscellaneous Yards	0	0
Possession Time	28:41	31:19
1st Quarter	5:09	9:51
2nd Quarter	7:05	7:55
3rd Quarter	8:37	6:23
4th Quarter	7:50	7:10
Third-Down Conversions	6 of 13	5 of 16
Fourth-Down Conversions	0 of 0	1 of 3
Red-Zone Scores-Chances	3-3	1-1
Touchdowns	2-3	1-1
Field goals	1-3	0-1
Sacks By: Number-Yards	5-23	0-0
PAT Kicks	4-4	2-2
Field Goals	1-1	0-0
Points off turnovers	7	0

▶▶ GAME NOTES

Team Notes
 Team Notes
 • San Diego State falls to 6-1 on the season and has its eight-game winning streak stopped.
 • The Aztecs' 6-1 start to the season matches their best start since 1977 when that team opened with six wins in its first seven games.
 • San Diego State is now 14-3 in its last 17 games and 27-4 in its last 31 outings.
 • The Aztecs fall to 13-2 in their last 15 home games.
 • SDSU falls to 20-3 in its last 23 games vs. Mountain West competition.
 • The Aztecs are now 12-2 in their last 14 games that have been played in the month of October.
 • SDSU was shut out for the first time in the first half since Sept. 7, 2013 at No. 3 Ohio State.
 • SDSU has now gone 33 straight games with one interception or fewer (dates back to Sept. 12, 2015 at California).
 • SDSU's five turnovers this year have led to seven points for the opponents. The opponent's 12 turnovers have led to 34 points for SDSU.

Trends
 • SDSU started with the ball for the 68th time over the last 78 games.
 • San Diego State won the coin toss for the 26th time over the last 45 games.
 • The Aztecs have now gone 138 games without suffering a shutout (Nov. 18, 2006 at TCU), which is the third-longest streak among current Mountain West schools (Air Force at 305 and Boise State at 257).
 • SDSU held an opponent scoreless on its opening drive for the 25th time over the last 32 games and 26th time since 2015 (37 games).

SDSU Football Falls to Boise State, 31-14

SAN DIEGO - No. 19/18 San Diego State experienced its first defeat of the 2017 campaign on Saturday, falling to Boise State 31-14 in front of 49,053 fans at SDCCU Stadium. With the loss, the Aztecs (6-1, 2-1 MW) saw their eight-game winning streak dating back to last year snapped.

Despite outgaining the Broncos in total offense 323-311, SDSU was limited to 83 yards rushing after entering the contest with an average of 222.8 yards on the ground.

Rashaad Penny became the sixth Aztec running back with multiple 1,000-yard rushing seasons in program history, but ran for just for 53 yards and one touchdown on 21 carries.

The game began as a defensive struggle, with neither side able to muster a first down on the first five series of the night.

Boise State (4-2, 2-0 MW) drew first blood with 6:17 remaining in the first quarter when Avery Williams returned a punt 47 yards for a touchdown, giving the visitors a 7-0 lead they would never relinquish.

SDSU's next foray down the field started fast with Mikah Holder's 15-yard reception, but two plays later, Bronco safety Kekaula Kanhiho picked up an errant lateral attempt by Christian Chapman in the backfield and raced 34 yards untouched into the end zone, putting the Broncos up 14-0.

Chapman, who suffered four sacks in the first half and was under constant duress all night, completed 12 of 27 passes for 240 yards and one touchdown, while Holder finished with three catches for 47 yards.

In the second quarter, the Broncos increased their advantage when Brett Rypien connected with Jake Roh on a 3-yard scoring strike, capping an 11-play, 77-yard drive that consumed just under six minutes on the clock. Earlier, Rypien got Boise State out of a hole with a 31-yard scramble before hooking up with Cedrick Wilson for a 19-yard completion on a 3rd-and-5.

Facing 21-0 deficit, SDSU found itself shut out at intermission for the first time since Sept. 7, 2013, at No. 3 Ohio State.

The Aztecs broke their scoring drought with 4:15 left in the third quarter when Chapman hit Fred Trevillion in stride for an electrifying 89-yard touchdown pass, marking the fourth-longest completion in program history.

However, SDSU was unable to keep the Broncos off the field, as the visitors responded with a 19-yard field goal by Haden Hoggarth to increase their advantage to 24-7 early in the fourth quarter. Moments earlier, Wilson put Boise State in scoring range with a 41-yard catch down to the Aztec 7.

Stung, SDSU mounted its first sustained march of the game later in the period, advancing 84 yards in 10 plays before Penny swept around left end for an 11-yard touchdown run, which narrowed the gap to 24-14. Chapman was 4-5 on the drive, including a 19-yard connection to Juwan Washington.

Needing a quick stop with 10:06 left in the game, the Aztecs yielded another lengthy Boise State advance, punctuated by Alex Mattison's a 4-yard touchdown burst up the middle. The Broncos exhausted just over five minutes, gaining 63 of 70 yards on the ground to build an insurmountable 31-14 lead. Mattison finished with 128 yards rushing in 23 attempts, while Rypien was 11-19 passing with 72 yards and one score.

>>> SCORING SUMMARY

Qtr	Time	Team	Scoring Play	Plays	TOP	Score
1st	6:17	BSU	Williams 53-yard punt return (Hoggarth kick)			0-7
	4:20	BSU	Kaniho 34-yard fumble recovery (Hoggarth kick)			0-14
2nd	3:11	BSU	Roh 3-yard pass f/Rypien (Hoggarth kick)	11-77	5:58	0-21
3rd	4:15	SDSU	Trevillion 89-yard pass f/Chapman (Baron kick)	1-89	0:10	7-21
4th	14:52	BSU	Hoggarth 19-yard field goal	10-75	4:18	7-24
	10:06	SDSU	Penny 11-yard run (Baron kick)	10-84	4:42	14-24
	4:52	BSU	Mattison 4-yard run (Hoggarth kick)	9-70	5:09	14-31

INDIVIDUAL STATISTICS

>>> BOISE STATE

Rushing	Att	Yds	TD	Long	Avg
Mattison	23	128	1	30	5.6
Rypien	1	31	0	31	31.0
Wolpin	7	27	0	9	3.9
Cozart	2	1	0	4	0.5
Team	1	0	-1	0	-1.0
Totals	34	186	1	31	5.5

Passing	C-A-I	Yds	TD	Long	Sack
Rypien	11-19-0	72	1	19	0
Cozart	3-4-0	53	0	41	0
Totals	14-23-0	125	1	41	0

Receiving	No.	Yds	TD	Long
Roh	6	27	1	7
Wilson	2	60	0	41
Modster	2	10	0	5
Cozart	1	9	0	9
Mattison	1	9	0	9
Thomas	1	5	0	5
Wolpin	1	5	0	5
Totals	14	125	1	141

>>> SAN DIEGO STATE

Rushing	Att	Yds	TD	Long	Avg
Penny	21	53	1	21	2.5
Chapman	14	26	0	17	1.9
Holder	1	6	0	6	6.0
Washington	3	-2	0	2	-0.7
Totals	39	83	1	21	2.1

Passing	C-A-I	Yds	TD	Long	Sack
Chapman	12-27-0	240	1	89	5
Totals	12-27-0	240	1	89	5

Receiving	No.	Yds	TD	Long
Holder	3	47	0	20
Trevillion	2	128	1	89
Truxton	2	14	0	8
Bowden	2	12	0	12
Washington	1	19	0	19
Houston	1	11	0	11
Wells	1	9	0	9
Totals	12	240	1	89

Game 8

FRESNO STATE	7	10	10	0	-	27
SAN DIEGO STATE	0	3	0	0	-	3

Oct. 21 | SDCCU Stadium | San Diego, Calif. | 7:37 p.m. PT | Attendance: 43,243



TEAM STATISTICS

	FSU	SDSU
FIRST DOWNS	15	14
Rushing	9	8
Passing	6	5
Penalty	0	1
NET YARDS RUSHING	199	165
Rushing Attempts	38	39
Average Per Rush	5.2	4.2
Rushing Touchdowns	3	0
Yards Gained Rushing	200	208
Yards Lost Rushing	1	43
NET YARDS PASSING	176	90
Completions-Attempts-Int	10-16-0	11-23-0
Average Per Attempt	11.0	3.9
Average Per Completion	17.6	8.2
Passing Touchdowns	0	0
TOTAL OFFENSE YARDS	375	255
Total offense plays	54	62
Average Gain Per Play	6.9	4.1
Fumbles: Number-Lost	0-0	2-1
Penalties: Number-Yards	5-40	5-40
PUNTS-YARDS	4-178	6-255
Average Yards Per Punt	44.5	42.5
Net Yards Per Punt	30.2	40.2
Inside 20	0	2
50+ Yards	1	1
Touchbacks	1	0
Fair catch	1	4
KICKOFFS-YARDS	6-357	2-130
Average Yards Per Kickoff	59.5	65.0
Net Yards Per Kickoff	45.8	40.0
Touchbacks	1	2
Punt returns: Number-Yards-TD	1-14-0	1-37-0
Average Per Return	14.0	37.0
Kickoff returns: Number-Yds-TD	0-0-0	5-57-0
Average Per Return	0.0	11.4
Interceptions: Number-Yds-TD	0-0-0	0-0-0
Fumble Returns: Number-Yds-TD	1-1-0	0-0-0
Miscellaneous Yards	0	0
Possession Time	28:36	31:24
1st Quarter	4:25	10:35
2nd Quarter	8:29	6:31
3rd Quarter	9:43	5:17
4th Quarter	5:59	9:01
Third-Down Conversions	3 of 9	6 of 16
Fourth-Down Conversions	0 of 0	1 of 2
Red-Zone Scores-Chances	3-3	1-2
Touchdowns	2-3	0-2
Field goals	1-3	1-2
Sacks By: Number-Yards	5-30	0-0
PAT Kicks	3-3	0-0
Field Goals	2-2	1-1
Points off turnovers	0	0

▶▶ GAME NOTES

Big Notes

- SDSU had its 12-game winning streak against Pacific Time Zone teams snapped (was the third-longest active streak in FBS).
- San Diego State had its 12-game winning streak against Mountain West, West Division teams snapped. The Aztecs are now 20-4 in their last 24 contests against the West Division.
- The Aztecs dropped to 8-2 in their last 10 games, 14-4 in their last 18 games and 27-5 in their last 32 contests.
- San Diego State fell to 22-5 in its last 27 home games.
- SDSU has dropped consecutive home games for the first time since the first two of the 2013 season.
- The Aztecs has their three-game winning streak in Homecoming games snapped.
- SDSU dropped to 12-3 in its last 15 games played in the month of October.

Team Notes

- SDSU has now gone 34 straight games with one interception or fewer (dates back to Sept. 12, 2015 at California).
- San Diego State's six turnovers this year have led to seven points for the opponents. The opponent's 12 turnovers have led to 34 points for SDSU.

Trends

- SDSU started with the ball for the 69th time over the last 79 games.
- San Diego State won the coin toss for the 27th time over the last 48 games.
- The Aztecs have now gone 139 games without suffering a shutout (Nov. 18, 2006 at TCU), which is the third-longest streak among current Mountain West schools (Air Force at 306 and Boise State at 258).
- SDSU held an opponent scoreless on its opening drive for the 26th time over the last 33 games and 27th time since 2015 (36 games).

SDSU Falls to Fresno State on Homecoming

SAN DIEGO - San Diego State dropped its second straight game Saturday after suffering a 27-3 loss to Fresno State on Homecoming Night at SDCCU Stadium. With the defeat, the Aztecs (6-2, 2-2 MW) fell two games behind the Bulldogs in the West Division standings of the Mountain West.

Despite running eight more plays (62-54) and maintaining a near three-minute advantage in time of possession (31:24-28:36), SDSU was outgained in total offense 375-255, including a 176-90 margin in passing yards. In addition, Fresno State (5-2, 4-0 MW) forced the game's lone turnover inside its own 10, quashing the Scarlet and Black's best scoring threat.

The Aztecs were pinned deep after receiving the opening kickoff, but marched from their own 8-yard line all the way down to the Bulldog 4. Rashaad Penny keyed the drive with a 21-yard burst down the right sideline, while Juwan Washington added a 15-yard run to give the host school a first-and-goal opportunity.

However, two plays after a holding penalty, Fresno State defensive back Mike Bell recovered a Penny fumble at the 10-yard line, short-circuiting the Aztecs' momentum.

Following an exchange of punts, the Bulldogs needed just four plays to go 61 yards for the game's first score. After Marcus McMaryion connected with Jamire Jordan for a 48-yard reception, Josh Hokit dove in from the 1 to put the visitors up 7-0 with 15 seconds remaining in the first quarter.

On the ensuing drive, Washington powered his way past defenders for a 45-yard gain, giving SDSU a first down at the Fresno State 24. However, the Bulldog defense stiffened, forcing the Aztecs to settle for a 37-yard field goal by John Baron with just over three minutes elapsed in the second period. Fresno State found the end zone once again on its next possession, increasing its lead to 14-3 courtesy of Hokit's 26-yard touchdown run on a 3rd-and-2 situation.

Later in the quarter, the Bulldogs tacked on a 38-yard field goal by Jimmy Camacho with 2:05 left to give the contest its 17-3 score at intermission. SDSU came up empty in the second half, recording just one first down on three possessions in the third quarter.

The Bulldogs padded their lead on 43-yard field goal by Camacho with 6:03 left in the period, while Hokit added his third touchdown of the night on a four-yard scamper just over five minutes later to close out the scoring.

Penny was held to 69 yards on 15 attempts, marking his second straight contest under 100 yards, while Washington gained 68 yards on seven carries.

Despite finishing his seventh consecutive game without an interception, Christian Chapman threw for just 77 yards on 10-of-20 passing and was sacked four times. Meanwhile, Mikah Holder led the receiving corps with four catches for 35 yards.

Conversely, Fresno State running back Jordan Sims led all players with 112 yards rushing on 21 attempts, while Hokit added 77 yards on 14 carries.

The Aztec defense was paced by Ronley Lakalaka, who matched his season high with 10 tackles, including eight solo stops, while Sergio Phillips totaled six tackles of his own, one short of his season best.

>>> SCORING SUMMARY

Qtr	Time	Team	Scoring Play	Plays	TOP	Score
1st	00:15	FS	Hokit 1-yard run (Camacho kick)	4-61	1:48	7-0
2nd	11:53	SDSU	Baron 37-yard field goal	8-61	3:16	7-3
	9:32	FS	Hokit 26-yard run (Camacho kick)	6-75	2:21	14-3
3rd	2:05	FS	Camacho 36-yard field goal	11-42	5:22	17-3
	6:03	FS	Camacho 43-yard field goal	11-63	5:22	20-3
	1:54	FS	Hokit 4-yard run (Camacho kick)	5-51	2:38	27-3

INDIVIDUAL STATISTICS

>>> FRESNO STATE

Rushing	Att	Yds	TD	Long	Avg
Mims	21	112	0	15	5.3
Hokit	14	77	3	26	5.5
O'Neal	2	11	0	7	5.5
Team	1	-1	0	0	-1.0
Totals	38	199	3	26	5.2

Passing	C-A-I	Yds	TD	Long	Sack
McMaryion	10-16-0	176	0	48	0
Totals	10-16-0	176	0	48	0

Receiving	No.	Yds	TD	Long
Johnson	4	47	0	33
Scott	3	57	0	30
Jordan	2	56	0	48
O'Neal	1	16	0	16
Totals	10	176	0	48

>>> SAN DIEGO STATE

Rushing	Att	Yds	TD	Long	Avg
Penny	15	69	0	21	4.6
Washington	7	68	0	45	9.7
Agnew	4	39	0	24	9.8
Jasmin	1	-1	0	0	-1.0
Chapman	12	-10	0	5	-0.8
Totals	39	165	0	45	4.2

Passing	C-A-I	Yds	TD	Long	Sack
Chapman	10-20-0	77	0	11	4
Agnew	1-3-0	13	0	13	1
Totals	11-23-0	90	0	13	5

Receiving	No.	Yds	TD	Long
Holder	4	35	0	11
Wilson	3	29	0	13
Bawden	2	10	0	5
Penny	1	9	0	9
Houston	1	7	0	7
Totals	11	90	0	13

AZTEC PLAYERS

#10 RYAN AGNEW

Quarterback • Sophomore • 6-0 • 190 • Southlake, Texas • Carroll HS

- **At San Diego State:** Athletic, mobile quarterback with an accurate arm ... Can throw on the run and in the pocket ... Is listed as the backup quarterback to Christian Chapman heading into the Hawai'i game.
- **2017 (Sophomore):** Is 2-for-5 on the season for 30 yards, owning a 40.0 completion percentage and a 90.40 pass efficiency rating ... Also has rushed five times for 37 yards (third on team), averaging 7.4 yards per carry with a long of 24 yards ... Played in the fourth quarter in the opener against UC Davis, going 1-for-2 for 17 yards, throwing a pass to Isiah Macklin ... The two pass attempts were a career high ... Did not play at Arizona State, against No. 19/19 Stanford, at Air Force or vs. Northern Illinois ... Played on the team's final two drives at UNLV without attempting a pass ... Did not play against Boise State ... Played late against Fresno State, going 1-for-3 for 13 yards, and rushing four times for a career-high 39 yards (9.8 avg.) with a long of 24 yards ... The three passing attempts, four rushing attempts and long of 24 yards were also career bests.
- **2016 (Freshman):** Played in eight of the team's 14 games, completing both of his pass attempts for 29 yards and rushing five times for 33 yards (6.6 avg.) ... Played the final series against New Hampshire for his first career appearance, going 1-for-1 for eight yards and rushing once for three yards ... Did not play in successive games against California, Northern Illinois and South Alabama ... Logged snaps late vs. UNLV, but did not attempt a pass ... Did not play at Fresno State ... Logged statless time vs. San José State and at Utah State ... Played the fourth quarter against Hawai'i, scrambling for a 23-yard rush and completing a 21-yard pass to Darryl Richardson ... Ended up setting career highs in rushing yards (23), long rush (23), passing yards (21) and long pass (21) for the Warriors ... Logged statless time late in the game at Nevada ... Did not play at Wyoming ... Played in the fourth quarter against Colorado State, rushing twice for six yards (3.0 avg.) with a long of five yards ... Did not play in the MW Championship at Wyoming ... Came in late vs. Houston in the Las Vegas Bowl, rushing one for one yard.
- **2015 (Redshirt):** Redshirted his first season at SDSU, where he was named the team's offensive scout team player of the year.
- **High School:** Passed for 6,967 yards and 56 touchdowns over three years at Carroll High School in Southlake, Texas, leading the Dragons to a combined 36-5 (.878) record, according to *MaxPreps.com* ... Also rushed for 2,286 yards with 38 touchdowns, averaging 5.8 yards per carry ... Passed for 3,197 yards as a senior in 2014, going 223-for-335 (66.7 pct.) with 22 touchdowns, while adding 53 yards and eight touchdowns on the ground in a 13-1 season ... As a junior in 2013, was 200-for-316 (63.3 pct.) for 29 touchdowns against just seven interceptions, and an impressive 1,257 rushing yards and 20 scores on the ground ... Added 496 yards and 10 rushing touchdowns in 2012 ... Was a two-time District MVP (2013-14) ... A three-star recruit by Rivals, ESPN and 247sports, and a two-star pick by Scout ... Earned an 83 grade by 247 sports and a 73 by ESPN.
- **Personal:** Ryan James Agnew was born Sept. 26, 1996, in Southlake, Texas ... Son of Ed and Megann Agnew ... Chose San Diego State over offers from Arkansas State, UConn, Houston, Navy, S.F. Austin, Texas State and UNLV (according to Rivals) ... Is majoring in business administration with a focus in management.

Agnew's Career Statistics

Season	Passing							Rushing				
	GP	GS	Att.	Cmp.	Pct.	Int.	TD	Yds.	Rtg.	Att.	Yds.	TD
2016	8	0	2	2	100.0	0	0	29	221.80	5	33	0
2017	3	0	2	5	40.0	0	0	30	90.40	5	37	0
Career	11	0	4	7	57.1	0	0	59	127.94	10	70	0

Career Highs: Attempts: 3 vs Fresno State (10/21/17); Completions: 1 vs. Fresno State (10/21/17), vs. UC Davis (9/2/17), vs. Hawai'i (11/5/16), vs. New Hampshire (9/3/16); Passing Yards: 21 vs. Hawai'i (11/5/16); Long Pass: 21 vs. Hawai'i (11/5/16); Carries: 4 vs. Fresno State (10/21/17); Rushing Yards: 24 vs. Fresno State (10/21/17); Long Rush: 24 vs. Fresno State (10/21/17).

2017 Highs: Attempts: 3 vs Fresno State (10/21/17); Completions: 1 vs. Fresno State (10/21/17), vs. UC Davis (9/2/17); Passing Yards: 17 vs. UC Davis (9/2/17); Long Pass: 17 vs. UC Davis (9/2/17); Carries: 4 vs. Fresno State (10/21/17); Rushing Yards: 24 vs. Fresno State (10/21/17); Long Rush: 24 vs. Fresno State (10/21/17).

Agnew's Career Game-by-Game

Passing												
Date	Opponent	GP	GS	Att.	Cmp.	Pct.	Int.	TD	Yds.	Rtg.		
S.3.16	New Hampshire	1	0	1	1	100.0	0	0	8	167.20		
S.10.16	California			--- Did Not Play ---								
S.17.16	at Northern Illinois			--- Did Not Play ---								
O.1.16	at South Alabama			--- Did Not Play ---								
O.8.16	UNLV*	1	0	0	0	0.0	0	0	0	0.00		
O.14.16	at Fresno State*			--- Did Not Play ---								
O.21.16	San José State*	1	0	0	0	0.0	0	0	0	0.00		
O.28.16	at Utah State*	1	0	0	0	0.0	0	0	0	0.00		
N.5.16	Hawai'i*	1	0	1	1	100.0	0	0	21	276.40		
N.12.16	Nevada*	1	0	0	0	0.0	0	0	0	0.00		
N.19.16	at Wyoming*			--- Did Not Play ---								
N.26.16	Colorado State*	1	0	0	0	0.0	0	0	0	0.00		
D.3.16	at Wyoming@			--- Did Not Play --								
D.21.16	vs. Houston^	1	0	0	0	0.0	0	0	0	0.00		
S.2.17	UC Davis	1	0	2	1	50.0	0	0	17	121.40		
S.9.17	at Arizona State			--- Did Not Play ---								
S.16.17	No. 19/19 Stanford			--- Did Not Play ---								
S.23.17	at Air Force*			--- Did Not Play ---								
S.30.17	Northern Illinois			--- Did Not Play ---								
O.7.17	at UNLV*	1	0	0	0	0.0	0	0	0	0.00		
O.14.17	Boise State*			--- Did Not Play ---								
O.21.17	Fresno State*	1	0	3	1	33.3	0	0	13	69.73		

*Bold indicates season high. * - Mountain West game. @ - 2016 Mountain West Championship (War Memorial Stadium; Laramie, Wyo.). ^ - 2016 Las Vegas Bowl (Sam Boyd Stadium; Las Vegas, Nev.).*

#38 ANDREW ALEKI

Linebacker • TR-Freshman • 6-3 • 220 • Honolulu, Hawaii • Kamehameha HS

- **At San Diego State:** Young, athletic linebacker who has impressed the coaching staff ... Is listed as the backup to Jay Henderson at middle linebacker heading into the weekend.
- **2017 (True Freshman):** Logged snaps in seven games as a true freshman, only missing the Arizona State game with an illness ... Has eight tackles (five solo), a fumble recovery and a quarterback hurry ... Is tied for the team lead with three tackles on the punt return unit ... Played late against UC Davis in the opener, but failed to find the stat sheet ... Did not travel to Arizona State because of an illness ... Had his first two career tackles off the bench vs. No. 19/19 Stanford ... Added two assisted tackles in extensive playing time at Air Force ... Had a solo stop, recovered his first career fumble and had his first quarterback hurry vs. Northern Illinois ... Came up with two solos at UNLV ... Registered an assisted stop vs. Boise State ... Did not record a stat in playing time against Fresno State.
- **High School:** Played his prep ball at Kamehameha High School in Honolulu ... A consensus three-star recruit by Rivals, ESPN, 247sports and Scout ... 247sports ranked him as the sixth-best recruit in the state of Hawaii and gave him a grade of 83 ... Was rated as the second-best outside linebacker in Hawaii and 19th in the west by Scout.
- **Personal:** Andrew Ka'eo Aleki was born May 24, 1999, in Las Vegas, Nev. ... Son of Aviata and Jaylene Aleki ... Picked the Aztecs over other offers from Utah, Washington State, Oregon State, Air Force, UNLV and Hawai'i ... Is majoring in psychology.

Aleki's Career Statistics

Season	GP	GS	UA	A	TT	TFL	Sk	Int.	PBU	FF	FR
2017	7	0	5	3	8	0.0	0.0	0	0	0	1
Career	7	0	5	3	8	0.0	0.0	0	0	0	1

Career/2017 Highs: Tackles: 2 at UNLV (10/7/17), at Air Force (9/23/17), vs. No. 19/19 Stanford (9/16/17); Fumble Recoveries: 1 vs. Northern Illinois (9/30/17).

Aleki's Career Game-by-Game

Date	Opponent	GP	GS	UA	A	TT	TFL	Sk.	Int.	PBU	FF	FR
S.2.17	UC Davis	1	0	0	0	0	0.0	0.0	0	0	0	0
S.9.17	at Arizona State	--- Did Not Play - Illness ---										
S.16.17	No. 19/19 Stanford	1	0	2	0	2	0.0	0.0	0	0	0	0
S.23.17	at Air Force*	1	0	0	2	2	0.0	0.0	0	0	0	0
S.30.17	Northern Illinois*	1	0	1	0	1	0.0	0.0	0	0	0	1
O.7.17	at UNLV*	1	0	2	0	2	0.0	0.0	0	0	0	0
O.14.17	Boise State*	1	0	0	1	1	0.0	0.0	0	0	0	0
O.21.17	Fresno State*	1	0	0	0	0	0.0	0.0	0	0	0	0

*Bold indicates season high. * - Mountain West game.*

#81 COLLIN ANDREWS

Wide Receiver • RS-Freshman • 6-3 • 185 • Chula Vista, Calif. • Olympian HS

- **At San Diego State:** Physical playmaker, who joined the Aztecs for the 2017 spring season ... An excellent blocker ... Had a solid spring game, making a game-high four catches for 45 yards (11.3 avg.) ... Is listed as the co-No. 2 "Z" receiver on the depth chart heading into the Hawai'i game.
- **2017 (Freshman):** Played in seven of the team's eight games, starting once ... Has an 11-yard catch ... Saw his first career action in the opener against UC Davis, but did not make a catch ... Also played statless time at Arizona State, against No. 19/19 Stanford and at Air Force in the MW opener ... Earned his first career start vs. Northern Illinois and came up with an 11-yard grab, the first of his career ... Also played statless time at UNLV and vs. Boise State ... Did not play against Fresno State, the first game he has missed on the season.
- **2016 (Redshirt):** Had to take a redshirt season after not joining SDSU until the spring of 2017.
- **High School:** Lettered two years at local Olympian High School in Chula Vista, Calif. ... Also was a star on the track and field team, capturing the 2015 Mesa League long jump title ... Also qualified for the CIF meet twice in the long jump.
- **Personal:** Collin Courtney Andrews was born Dec. 1, 1998, in San Diego ... Son of Michael and Sonya Andrews ... Is majoring in kinesiology with aspirations of working as an orthopedic surgeon.

Andrews' Career Statistics

Receiving

Season	GP	GS	Rec.	Yds.	Avg.	Long	TD
2017	7	1	1	11	11.0	11	0
Career	7	1	1	11	11.0	11	0

Career/2017 Highs: Receptions: 1 vs. Northern Illinois (9/30/17); Receiving Yards: 11 vs. Northern Illinois (9/30/17); Long Reception: 11 vs. Northern Illinois (9/30/17).

Andrews' Career Game-by-Game

Receiving

Date	Opponent	GP	GS	No.	Yds.	Avg.	Lg.	TD	TD Lengths		
S.2.17	vs. UC Davis	1	0	0	0	0.0	0	0			
S.9.17	at Arizona State	1	0	0	0	0.0	0	0			
S.16.17	No. 19/19 Stanford	1	0	0	0	0.0	0	0			
S.23.17	at Air Force*	1	0	0	0	0.0	0	0			
S.30.17	Northern Illinois	1	1	1	11	11.0	11	0			
O.7.17	at UNLV*	1	0	0	0	0.0	0	0			
O.14.17	Boise State*	1	0	0	0	0.0	0	0			
O.21.17	Fresno State*	--- Did Not Play ---									

*Bold indicates season high. * - Mountain West game.*

#33 PARKER BALDWIN

Aztec • Junior • 6-2 • 215 • Siloam Springs, Ark. • Siloam Springs HS

- **At San Diego State:** Hard-hitting safety who was recruited as an athlete ... Was one of only two true freshmen on the depth chart in 2015 on either side of the ball (also linebacker Ronley Lakalaka) ... Is listed as the starter heading into the 2017 campaign after starting the final nine games there in 2016 ... Has played in all 36 games since he arrived at SDSU in 2015 ... Also has excelled on special teams ... Has three career games with double-digit tackles, including

twice this year.

- **2017 (Junior):** Is a preseason first-team all-Mountain West selection by *Lindy's Sports*, a second-team pick by *Phil Steele Magazine* and a fourth-team honoree by *Athlon Sports* ... Has been deemed the "No. 20 Safety in FBS" by *College Football News* and the "Best Athlete in the MW" by *Street & Smith's* ... Has 51 tackles (25 solo) and a pass breakup in eight games (all starts) ... Is tied for the team lead with 51 stops ... Is fifth in the MW in tackles per game among defensive backs (6.5) ... Came up with three tackles (one solo) in a start in the opener against UC Davis, his 10th straight start and 29th consecutive game played ... Had six stops (all solo) and a pass breakup in another start at Arizona State ... Registered five tackles (two solo) in a start vs. No. 19/19 Stanford ... Made a career-high 13 tackles (five solo) at Air Force ... Followed with another double-digit tackle game, making a team-high 11 stops (four solo) vs. Northern Illinois ... Had two assisted tackles at UNLV ... Recorded seven tackles (four solo) against Boise State ... Came up with four stops (three solo) against Fresno State.
- **2016 (Sophomore):** Played all 14 games, starting the final nine after three-year starter Na'im McGee was ruled out for the year with an injury ... Had 66 tackles (37 solo), three tackles for loss, two interceptions, a forced fumble, fumble recovery and seven pass breakups ... Ranked third on the team in tackles (66), despite playing the first five games off the bench ... Was the only player on the team with a forced fumble and a fumble recovery ... Made one assisted tackle vs. New Hampshire ... Had two solo tackles and a forced fumble against California ... Had a career game at Northern Illinois with Na'im McGee exiting with an injury late in the second quarter ... Had a then career-high eight tackles (seven solo) with his first career tackle for loss vs. the Huskies ... Did not record a stat in time at South Alabama ... Had three tackles (two solo), including 0.5 tackles for loss, and a pass breakup in extensive action vs. UNLV ... Earned his first career start at Fresno State and made four tackles ... Started again against San José State and had five tackles and 0.5 tackles for loss ... Had another good game in a start at Utah State, making three tackles, including a 1-yard tackle for loss, and a fumble recovery ... The recovery led to a John Baron field goal in the third quarter ... Came up with five tackles and a career-high two pass breakups in a start against Hawai'i ... Had a solid outing in a start at Nevada, finishing with career highs in tackles (9), interceptions (1, tied) and pass breakups (3) ... Led the team in tackles for the first time of his career vs. the Wolf Pack ... The interception against Nevada led to an Aztec touchdown ... Had a career-high 11 stops with an interception for a second straight game at Wyoming ... The 11 tackles were one off a game high ... The interception vs. UW was his second of the year and third of his career ... Had four solo stops and a pass breakup in a start vs. Colorado State ... Had two tackles (one solo) in a start at Wyoming in the MW Championship game ... Had nine tackles (seven solo) in a ninth consecutive start vs. Houston in the Las Vegas Bowl.
- **2015 (Freshman):** Was named the team's Freshman of the Year at the season-ending banquet ... Played in all 14 games on the season, mainly on special teams ... Has 14 tackles (eight solo), a forced fumble and a 28-yard interception ... Ranked second on the team in special teams tackles (10) and tied for second in punt return tackles (3) ... Was the only true freshman to see action in the opener vs. San Diego, logging time mainly on special teams - kickoff, punt and punt return - but also seeing time late in the secondary ... Recorded one solo tackle from the Aztec spot ... Had an assisted tackle on special teams at Cal ... Came up with an assisted stop on special teams vs. South Alabama ... Had three tackles (all solo stops) at Penn State ... All three tackles came on special teams ... Saw time once again vs. Fresno State, but did not record a stat ... Had another good game on special teams at Hawai'i, making three tackles and forcing his first collegiate fumble (ball went out of bounds) ... Played again on special teams at San José State, but did not record a stat ... Played statless time vs. Utah State ... Also logged time with finding the stat sheet at Colorado State ... Did not record a stat in time against Wyoming ... Had arguably his best game of his short career at UNLV, making a career-high four tackles (three solo) and picking off his first career interception and returning it 28 yards ... The interception set up a 17-yard touchdown pass from Maxwell Smith to Chase Price ... Played his most snaps on his career with starter Na'im McGee being ejected early in the second half with a targeting penalty ... Logged playing time at the Aztec spot and on special teams against Nevada, but was unable to make the stat sheet ... Registered an assisted tackle on special teams against Air Force in the Mountain West Championship ... Also played statless time vs. Cincinnati in the Hawai'i Bowl.
- **High School:** Combined for 893 yards receiving and rushing at Siloam Springs High School in Siloam Springs, Ark., as a senior in 2014, while making 134 tackles on defense ... Finished with 35 catches for 758 yards (21.7 avg.) and 11 carries for 135 yards (12.3 avg.), combining for eight touchdowns ... Was named an all-state player in Arkansas as a senior ... Helped the Panthers to the playoffs all three seasons ... A two-star recruit by *Rivals.com* ... Also was a state champion in the 200-meter dash.
- **Personal:** Parker Ellis Baldwin was born May 6, 1997, in Kansas City, Mo. ... Son of Stephanie

and Bryan Truitt, and Rick Baldwin ... Also received offers from Eastern Illinois and UNLV in the recruiting process ... Is majoring in communication (liberal arts).

Baldwin's Career Statistics

Season	GP	GS	UA	A	TT	TFL	Sk	Int.	PBU	FF	FR
2015	14	0	8	6	14	0.0	0.0	1	0	1	0
2016	14	9	37	29	66	3.0	0.0	2	6	1	1
2017	8	8	25	26	51	0.0	0.0	0	1	0	0
Career	36	17	70	61	131	3.0	0.0	2	7	2	1

Career Highs: Tackles: 13 at Air Force (9/23/17); Tackles For Loss: 1.0 at Utah State (10/28/16), at Northern Illinois (9/17/16); Interceptions: 1 at Wyoming (11/19/16), at Nevada (11/12/16), at UNLV (11/21/15); Pass Breakups: 3 at Nevada (11/12/16); Forced Fumbles: 1 vs. California (9/20/16), at Hawai'i (10/10/15); Fumble Recoveries: 1 at Utah State (10/28/16).

2017 Highs: Tackles: 13 at Air Force (9/23/17); Pass Breakups: 1 at Arizona State (9/9/17).

Baldwin's Career Game-by-Game

Date	Opponent	GP	GS	UA	A	TT	TFL	Sk	Int.	PBU	FF	FR
S.5.15	San Diego	1	0	1	0	1	0.0	0.0	0	0	0	0
S.12.15	at California	1	0	0	1	1	0.0	0.0	0	0	0	0
S.19.15	South Alabama	1	0	0	1	1	0.0	0.0	0	0	0	0
S.26.15	at Penn State	1	0	3	0	3	0.0	0.0	0	0	0	0
O.3.15	Fresno State*	1	0	0	0	0	0.0	0.0	0	0	0	0
O.10.15	at Hawai'i*	1	0	1	2	3	0.0	0.0	0	0	1	0
O.17.15	at San José State*	1	0	0	0	0	0.0	0.0	0	0	0	0
O.23.15	Utah State*	1	0	0	0	0	0.0	0.0	0	0	0	0
O.31.15	at Colorado State*	1	0	0	0	0	0.0	0.0	0	0	0	0
N.14.15	Wyoming*	1	0	0	0	0	0.0	0.0	0	0	0	0
N.21.15	at UNLV*	1	0	3	1	4	0.0	0.0	1	0	0	0
N.28.15	Nevada*	1	0	0	0	0	0.0	0.0	0	0	0	0
D.5.15	Air Force**	1	0	0	1	1	0.0	0.0	0	0	0	0
D.24.15	vs. Cincinnati%	1	0	0	0	0	0.0	0.0	0	0	0	0
S.3.16	New Hampshire	1	0	0	1	1	0.0	0.0	0	0	0	0
S.10.16	California	1	0	2	0	2	0.0	0.0	0	0	1	0
S.17.16	at Northern Illinois	1	0	7	1	8	1.0	0.0	0	0	0	0
O.1.16	at South Alabama	1	0	0	0	0	0.0	0.0	0	0	0	0
O.8.16	UNLV*	1	0	2	1	3	0.5	0.0	0	1	0	0
O.14.16	at Fresno State*	1	1	1	3	4	0.0	0.0	0	0	0	0
O.21.16	San José State*	1	1	2	3	5	0.5	0.0	0	0	0	0
O.28.16	at Utah State*	1	1	1	2	3	1.0	0.0	0	0	0	1
N.5.16	Hawai'i*	1	1	2	3	5	0.0	0.0	0	2	0	0
N.12.16	at Nevada*	1	1	5	4	9	0.0	0.0	1	3	0	0
N.19.16	at Wyoming*	1	1	3	8	11	0.0	0.0	1	0	0	0
N.26.16	Colorado State*	1	1	4	0	4	0.0	0.0	0	1	0	0
D.3.16	at Wyoming@	1	1	1	1	2	0.0	0.0	0	0	0	0
D.17.16	vs. Houston^	1	1	7	2	9	0.0	0.0	0	0	0	0
S.2.17	UC Davis	1	1	1	2	3	0.0	0.0	0	0	0	0
S.9.17	at Arizona State	1	1	6	0	6	0.0	0.0	0	1	0	0
S.16.17	No. 19/19 Stanford	1	1	2	3	5	0.0	0.0	0	0	0	0
S.23.17	at Air Force*	1	1	5	8	13	0.0	0.0	0	0	0	0
S.30.17	Northern Illinois	1	1	4	7	11	0.0	0.0	0	0	0	0
O.7.17	at UNLV*	1	1	0	2	2	0.0	0.0	0	0	0	0
O.14.17	Boise State*	1	1	4	3	7	0.0	0.0	0	0	0	0
O.21.17	Fresno State*	1	1	3	1	4	0.0	0.0	0	0	0	0

*Bold indicates season high. * - Mountain West game. ** - 2015 Sports Authority Mountain West Championship (Qualcomm Stadium; San Diego, Calif.). % - 2015 Hawai'i Bowl (Aloha Stadium; Honolulu, Hawaii). @ - 2016 Mountain West Championship (War Memorial Stadium; Laramie, Wyo.). ^ - 2016 Las Vegas Bowl (Sam Boyd Stadium; Las Vegas, Nev.).*

#59 JOHN BARON II

Kicker • Junior • 5-11 • 190 • Temecula, Calif. • Chaparral HS

• **At San Diego State:** A Lou Groza Award and All-America candidate ... Strong, left-footed

kicker who handles PATs, field goals and kickoff duties, now in his fourth season with the program ... Has a cannon of a leg ... An accurate and clutch kicker ... Has multiple field goals 11 times, including in 10 of the last 15 games ... Among active FBS kickers, ranks third in field goal percentage (.889) and 14th in field goals per game (1.45) ... Among all-time SDSU kickers, ranks first in field goal percentage (.889), sixth in field goals (32) and PAT percentage (.976), and eighth in PATs (81).

• **2017 (Junior):** Is on the Lou Groza Collegiate Place-Kicker Award Watch List ... Also is a pre-season all-Mountain West first-team selection by the MW media, *Athlon Sports*, *Lindy's Sports* and *Phil Steele Magazine* ... Phil Steele also has him as the "Seventh-Rated Kicker in the 2018 NFL Draft" and Lindy's has him as the "Eighth-Rated Kicker in FBS" ... Is nearly perfect on the season, going 11-for-13 in field goal attempts (.846) and 25-for-25 on PATs ... Also has kicked off 44 times for 2,790 yards (63.4 avg.) with 21 touchbacks ... Is second on the team with 58 points ... Among the FBS leaders, ranks in a tie for first in PAT percentage (1.000, T-1st in MW), a tie for 26th in field goals percentage (.846, 4th in MW), a tie for 29th in kicking points (58, 4th in MW), a tie for 34th in field goals per game (1.38, 5th in MW), 37th in kickoff average (63.4, 3rd in MW) and a tie for 41st in touchbacks (21, 7th in MW) ... Made a 39-yard field goal in the opener against UC Davis and made all five of his PATs ... Also kicked off seven times for 445 yards (63.6 avg.) with three touchbacks ... Was 3-for-3 on field goals (29, 27 and 32 yards) at Arizona State and made all three of his PATs ... Ended up with 12 of the team's 30 points in the win ... Also kicked off seven times for 455 yards, posting a perfect 65.0 average for the first time of his career, while tying a career high with six touchbacks ... Was 2-for-3 on field goals vs. No. 19/19 Stanford, making from 43 (season high) and 36 before missing from 50 ... Had made 25 straight field goals of 50 yards or less, which was a Mountain West record and the longest active streak in FBS play until he missed from 50 in the fourth quarter ... However, continued his streak of made field goals from less than 50 yards, stretching it to 24 straight ... Had also made 15 straight field goals overall before missing on his third attempt ... Also has kicked off five times for 323 yards (64.6 avg.) with three touchbacks ... Missed a 39-yard field goal into a driving rain and wind at Air Force, snapping his streak of 24 straight makes of less than 50 yards ... Did make all four of his PATs ... Also kicked off five times for 308 yards (61.2 avg.) with two touchbacks ... Made both of his field-goal attempts with a long of 38 yards and connected on all four of his PATs against Northern Illinois ... Made both of his field-goal attempts with a long of 33 yards and connected on all five of his PATs at UNLV ... Now has made multiple field goals in 11 career games ... Made both of his PATs vs. Boise State, but did not attempt a field goal for the first time this season and for just the second time of his career (also vs. San Jose State on Oct. 21, 2016) ... Kicked off three times for 193 yards (64.3 avg.) ... Had a perfect, albeit short game against Fresno State, making his only field goal attempt (37 yards) and kicking off twice for 130 yards (65.0 avg.) with both going for touchbacks ... Marked just the second time over his career (also at Arizona State on Sept. 9, 2017) that he posted a perfect 65.0 kickoff average (min. 2 kickoffs) ... Accounted for SDSU's only three points in the second-quarter field goal.

• **2016 (Sophomore):** Was named a Lou Groza Collegiate Place-Kicker Award semifinalist on Nov. 3, the first Aztec semifinalist for the award since J.C. Mejia in 2003 ... Was named a first-team all-Mountain West performer, the first Aztec kicker on an MW first team in league history and just the third in program history (also Chris O'Brien in 1985 and Al Limahelu in 1970) ... Was nearly perfect on the season, going 56-for-58 in PATs and 21-for-23 in field goal attempts ... Also kicked off 94 times for 5,891 yards (62.7 avg.), posting 33 touchbacks ... Led the team with 119 points, the most by a kicker in school history and eighth most overall ... Ranked 10th nationally (third in the MW) in field goal percentage (.913), 20th (second in MW) in points per game among kickers (8.50), 20th (second in MW) in field goals per game (1.50) and 35th (fourth in MW) in points per game (8.50) ... Set a school single-season record in field goals (21) and field goal percentage (.913) ... His .913 field goal percentage was the fifth best in FBS play among kickers with at least 20 made field goals ... Also had the third most PATs (56) in a season in school history ... Made 10 straight field goals from Oct. 1 at South Alabama until Nov. 5 vs. Hawai'i when his final attempt - a career-long 51-yarder - fell short ... Finished the season with 19 consecutive field goal makes from 50 or less yards ... Had multiple field goals seven times, including in six of the final seven games ... Had a solid debut in the opener vs. New Hampshire, making all four PATs and making his only field goal attempt from 33 yards ... Also kicked off six times for 386 yards, averaging 64.3 yards per boot ... Four of his six kicks were touchbacks ... Was perfect again against California, making a 39-yard field goal and all six PAT tries ... Kicked off a then career-high eight times for 508 yards (63.5 avg.) with three touchbacks ... Made all six PATs at Northern Illinois, but missed his first field goal of the season, a 44-yarder into a 15-mph wind ... Also kicked off seven times for 443 yards (63.3 avg.), including one touchback ... Made a 34-yard field goal and his only PAT try at South Alabama ... Also kicked off five times for 295 yards (59.0) with two touchbacks ... Had a huge

game against UNLV, going 2-for-2 in field goal attempts, including a pair of career-long makes (48 and 50 yards) ... Became the first Aztec since 2007 with multiple field goals in the same game from at least 48 yards (third time since 1996) ... Also made both of his PAT tries and kicked off six times for 383 yards (63.8 avg.) with a touchback ... Had another solid outing at Fresno State, making a 47-yard field goal and both PATs ... The 47-yarder gave him three straight makes (and attempts) from at least 47 yards ... Also kicked off four times for 256 yards (64.0 avg.) ... Did not attempt a field goal for the first time of the season vs. San José State, but did make all six of his PAT attempts ... Also kicked off seven times for 448 yards (64.0 avg.) ... Had a career game at Utah State en route to being named the MW Special Teams Player of the Week, making a career-high four field goals, going 4-for-4 with a long of 43 yards ... The four field goals tied an Aztec school record (with seven others, most recent Wes Feer vs. Eastern Illinois on Aug. 31, 2013) ... Also made all four of his PATs, giving him 16 points ... The 16 points also tied a SDSU record among kickers (fifth time it's happened) ... Also tied a then career high with eight kickoffs for 508 yards (63.5 avg.) with two touchbacks ... On his eight kickoffs, Utah State averaged a 20.3 average starting field position ... Had another good game against Hawai'i, making his first two field goal attempts (30 and 45 yards) and nailing all seven PATs ... Did miss a career-long 51-yard attempt in the third quarter, snapping a streak of 10 consecutive makes ... Also kicked off a career-high 10 times for a career-best 603 yards (60.3 avg.) ... Was 2-for-2 on field goal attempts, but 4-of-6 on PATs at Nevada (both PAT misses were blocked) ... Made his field goals from 28 and 31 yards ... Also kicked off nine times for 540 yards (60.0 avg.) with a career-high six touchbacks ... Was 2-for-2 on field goal attempts and 3-for-3 on PATs at Wyoming ... Had multiple field goals - 27 and 31 yards - for the fourth straight game and fifth time of his career ... Was 1-for-1 on field goal attempts and 4-for-4 on PATs vs. Colorado State ... The field goal was a 34-yarder ... Was 2-for-2 on field goal attempts and 3-for-3 on PATs in the MW Championship game at Wyoming ... Was 2-for-2 on field goal attempts and 4-for-4 on PATs against Houston in the Las Vegas Bowl ... Broke Donny Hageman's SDSU field goal record of 20 in 2014 with his second make ... Finished 21-for-23 (.913) on the season on field goal attempts, the best mark in SDSU single-season history ... Finished his season with 19 straight field goals made of 50 yards or less ... Made multiple field goals for the seventh time of the season and sixth time in seven games.

- **2015 (Freshman):** Was on the travel squad for most of the season, but did not see any action.
- **2014 (Redshirt):** Utilized his redshirt season in his first year at San Diego State ... Was originally one of four kickers on the roster, but moved up to No. 2 on the depth chart by the end of the season.
- **High School:** Lettered three years at Chaparral High School in Temecula, Calif. ... Converted all 48 of his extra-point attempts during his career at CHS, including a 38-for-38 mark as a senior ... Was 11-of-16 on field goal attempts as a senior, with a long of 51 yards ... Was a first-team all-league selection as a senior ... Went 2-for-2 in field goal attempts in three separate games ... Punted 29 times with a 40.5-yard average in 2013 ... Averaged 55.2 yards per kickoff as a junior with 39 touchbacks in 49 kickoffs ... Was rated as a 5-star kicker by *kohls-kicking.com* and was ranked as the 12th-best kicker in the class of 2014 by the website ... Was a two-star recruit by *Rivals.com* and *247sports* ... Also played soccer at Chaparral, where he was named the defensive MVP ... A scholar-athlete.
- **Personal:** John Christopher Baron II was born Jan. 25, 1996, in Escondido, Calif. ... Son of John and Willi Jo Baron ... Was also recruited by Colorado in the process out of high school ... Is majoring in business administration with a focus in economics.

Baron's Career Statistics

Kicking											
Season	GP	GS	FGM	FGA	Pct.	01-19	20-29	30-39	40-49	50+	Lg. Blk.
2016	14	14	21	23	.913	0-0	7-7	8-8	5-6	1-2	50 0
2017	8	8	11	13	.846	0-0	4-4	6-7	1-1	0-1	43 0
Career	22	22	32	36	.889	0-0	11-11	14-15	6-7	1-3	50 0

Kickoffs							
Season	GP	GS	No.	Yds.	Avg.	TB	OB
2016	14	14	94	5,891	62.7	33	1
2017	8	8	44	2,790	63.4	21	0
Career	22	22	138	8,681	62.9	54	1

Career Highs: Points: 16 at Utah State (10/28/16); Field Goals: 4 at Utah State (10/28/16); Long Field Goal: 50 vs. UNLV (10/8/16); Kickoffs: 10 vs. Hawai'i (11/5/16); Touchbacks (KO): 6 at Arizona State (9/9/17), at Nevada (11/12/16); Kickoff Avg. (More than 1 att.): 65.0 (2-for-130) vs. Fresno State (10/21/17), (7-for-455) at Arizona State (9/9/17); Tackles: 1 vs. UC

Davis (9/2/17).

2017 Highs: Points: 12 at Arizona State (9/9/17); Field Goals: 3 at Arizona State (9/9/17); Long Field Goal: 43 vs. No. 19/19 Stanford (9/16/17); Kickoffs: 8 at UNLV (10/7/17); Touchbacks (KO): 6 at Arizona State (9/9/17); Kickoff Avg. (More than 1 att.): 65.0 (2-for-130) vs. Fresno State (10/21/17), (7-for-455) at Arizona State (9/9/17); Tackles: 1 vs. UC Davis (9/2/17).

Baron's Career Game-by-Game Kicking

Date	Opponent	GP	GS	PATs		FGs			
				Md.	Att.	Md.	Att.	Long	Blkd.
S.3.16	New Hampshire	1	*	4	4	1	1	33	0
S.10.16	California	1	*	6	6	1	1	39	0
S.17.16	at Northern Illinois	1	*	4	4	0	1	0	0
O.1.16	at South Alabama	1	*	1	1	1	1	34	0
O.8.16	UNLV*	1	*	2	2	2	2	50	0
O.14.16	at Fresno State*	1	*	2	2	1	1	47	0
O.21.16	San José State*	1	*	6	6	0	0	0	0
O.28.16	at Utah State*	1	*	4	4	4	4	43	0
N.5.16	Hawai'i*	1	*	7	7	2	3	45	0
N.12.16	at Nevada*	1	*	4	6	2	2	31	0
N.19.16	at Wyoming*	1	*	3	3	2	2	31	0
N.26.16	Colorado State*	1	*	3	3	1	1	34	0
D.3.16	at Wyoming@	1	*	3	3	2	2	37	0
D.17.16	vs. Houston^	1	*	4	4	2	2	28	0
S.2.17	UC Davis	1	*	5	5	1	1	39	0
S.9.17	at Arizona State	1	*	3	3	3	3	32	0
S.16.17	No. 19/19 Stanford	1	*	2	2	2	3	43	0
S.23.17	at Air Force	1	*	4	4	0	1	0	0
S.30.17	Northern Illinois	1	*	4	4	2	2	38	0
O.7.17	at UNLV*	1	*	5	5	2	2	33	0
O.14.17	Boise State*	1	*	2	2	0	0	0	0
O.21.17	Fresno State*	1	*	0	0	1	1	37	0

Kickoffs

Date	Opponent	GP	GS	No.	Yds.	Avg.	TB	OB
S.3.16	New Hampshire	1	*	6	386	64.3	4	0
S.10.16	California	1	*	8	508	63.5	3	0
S.17.16	at Northern Illinois	1	*	7	443	63.3	1	1
O.1.16	at South Alabama	1	*	5	295	59.0	2	0
O.8.16	UNLV*	1	*	6	383	63.8	1	0
O.14.16	at Fresno State*	1	*	4	256	64.0	0	0
O.21.16	San José State*	1	*	7	448	64.0	0	0
O.28.16	at Utah State*	1	*	8	508	63.5	2	0
N.5.16	Hawai'i*	1	*	10	603	60.3	0	0
N.12.16	at Nevada*	1	*	9	540	60.0	6	0
N.19.16	at Wyoming*	1	*	5	322	64.4	4	0
N.26.16	Colorado State*	1	*	6	363	60.5	2	0
D.3.16	at Wyoming@	1	*	6	390	65.0	5	0
D.17.16	vs. Houston^	1	*	7	445	63.6	3	0
S.2.17	UC Davis	1	*	7	445	63.6	3	0
S.9.17	at Arizona State	1	*	7	455	65.0	6	0
S.16.17	No. 19/19 Stanford	1	*	5	323	64.6	3	0
S.23.17	at Air Force*	1	*	5	308	61.6	2	0
S.30.17	Northern Illinois	1	*	7	419	59.9	2	0
O.7.17	at UNLV*	1	*	8	517	64.6	3	0
O.14.17	Boise State*	1	*	3	193	64.3	0	0
O.21.17	Fresno State*	1	*	2	130	65.0	2	0

*Bold indicates season high. * - Mountain West game. @ - 2016 Mountain West Championship (War Memorial Stadium; Laramie, Wyo.). ^ - 2016 Las Vegas Bowl (Sam Boyd Stadium; Las Vegas, Nev.). GS - in this category indicates the player was on the field the first time San Diego State was in the field goal or kickoff formation.*

#15 NICK BAWDEN

Fullback • Senior • 6-3 • 245 • Los Gatos, Calif. • Los Gatos HS

- **At San Diego State:** Was the backup quarterback for most of 2014 after starting for an injured Quinn Kaehler for two straight games at Fresno State and New Mexico ... Moved to fullback from quarterback prior to fall camp, where he backed up two-year starter Dakota Gordon in 2015 ... Good athlete who possesses good hands ... Has embraced the fullback position and continues to improve ... Is listed as the starter at fullback heading into 2017 season ... Coach Long called him the most improved offensive player in the spring of 2016 ... Currently battling a hand injury and is playing with a club on his hand.
- **2017 (Senior):** Has been rated as the "13th-rated fullback in the 2018 NFL Draft" by CBS Sports and the "14th-rated fullback in the 2018 NFL Draft" by *Phil Steele Magazine* ... Has started seven games, only missing the UNLV contest with a hand injury, which he is still dealing with ... Has 10 catches for 53 yards (5.3 avg.) with a long of 12 yards ... Among fullbacks in FBS, is ranked second in receptions (10) and third in receiving yards (53) ... Started for the 12th consecutive game in the opener against UC Davis and had a 7-yard reception ... Made two catches for 13 yards (6.5 avg.) with a long of seven yards in another start at Arizona State ... Had two receptions for 10 yards (5.0 avg.) in a start vs. No. 19/19 Stanford with a long of seven yards ... Made a 1-yard grab in a start at Air Force ... Did not record a stat in a start vs. Northern Illinois ... Missed the UNLV game with a hand injury after having surgery earlier in the week ... Returned to start against Boise State, making two catches for 12 yards (6.0 avg.) with a season-long 12-yard grab ... Had two catches for 10 yards (5.0 avg.) in a start against Fresno State.
- **2016 (Junior):** Was named a first-team All-American by *Pro Football Focus* ... Played in each of the final 13 games, starting the final 11 ... Had 15 catches for 137 yards (9.1 avg.) and a 4-yard rush ... According to Pro Football Focus, graded out as the best blocking fullback in the country and the sixth-best fullback overall ... Did not play in the opener vs. New Hampshire ... Made his first career catch, going for four yards against California off the bench ... Made another 4-yard grab off the pine at Northern Illinois ... Had a 10-yard catch in his first career start at fullback at South Alabama ... Also had a 4-yard rush, his first rushing attempts as a fullback ... Started again against UNLV, but did not record a stat ... Had career highs of two catches and 23 yards in a start at Fresno State ... Included in the 23 yards was a long of 14 yards ... Had another two catches for 17 yards in a start against San José State ... Did not record a stat in starting time at Utah State ... Caught two passes for seven yards (3.5 avg.) in another start against Hawai'i ... Had a then career-long 19-yard catch in a start at Nevada ... Had a 1-yard grab at Wyoming in another start ... Made a career-high three receptions for a career-best 32 yards (10.7 avg.) against Colorado State ... Had a long of 12 yards ... Did not find the stat sheet in a start at Wyoming in the MW Championship game ... Made a career-long 20-yard grab in a start vs. Houston in the Las Vegas Bowl.
- **2015 (Sophomore):** Played in nine games on the season, including eight of the final 10, without recording a stat ... Did not play in the opener vs. San Diego ... Logged his first snaps of his career at fullback at California without finding the stat sheet ... Did not play against South Alabama ... Was on the travel squad to Penn State, but did not see any action ... Saw time on special teams vs. Fresno State ... Traveled on the Hawai'i trip, but did not see any time ... Logged snaps at fullback at San José State without making the stat sheet ... Played late in the game against Utah State, but did not record a stat ... Also logged statless time at Colorado State ... Played some time at fullback vs. Wyoming, but did not get on the stat sheet ... Logged significant time off the bench at UNLV without recording a stat ... Played some statless time vs. Nevada ... Also did not see action vs. Air Force in the Mountain West Championship ... Played in the Hawai'i Bowl against Cincinnati without making the stat sheet.
- **2014 (True Freshman):** Was one of eight Aztec true freshmen to see action in a game and was the only one to earn a start ... Worked up from fourth on the depth chart after spring drills to the backup quarterback to senior Quinn Kaehler heading into the 2014 opener ... Threw for 147 yards on the year, going 13-for-38 for a touchdown and two interceptions ... Also rushed 11 times for 43 yards (3.9 avg.) ... If you take away the three times he was sacked, he had 63 rushing yards eight attempts (7.9 avg.) ... Came off the bench to play the final series in the opening win vs. Northern Arizona, but did not throw a pass ... Was on the travel squad to No. 21/23 North Carolina, but did not appear in the game ... Also was on the travel squad to Oregon State, but did not log any snaps ... Played in the team's final drive vs. UNLV, but only handed the ball off ... Became the second true freshman to start a game at quarterback and first without previously throwing a pass at Fresno State ... Was 9-for-24 for 84 yards with one touchdown and two interceptions ... Also rushed for 36 yards on eight attempts, averaging 4.5 yards per carry ... If you took away the two times he was sacked, those rushing numbers go to 48 yards on six attempts (8.0 avg.) ... Was the 39th player to make his quarterback starting debut for the Aztecs in the Division I era (since 1969) ... Became the second SDSU true freshman

in school history (Spencer Brinton in 1997) to start at quarterback in an Aztec win at New Mexico ... Was 4-for-13 for 63 yards with no touchdowns and no interceptions, playing only the first half ... Also carried three times for seven yards (twice for 15 yards if you take away the 8-yard sack) ... Had a career-long 43-yard pass in the first quarter to Eric Judge ... Suited up at home against Hawai'i, but did not play in the game ... Was the back-up to Quinn Kaehler once again at Nevada, but did not see any action ... Backed up Kaehler once again at quarterback vs. Idaho, but did not see the field ... Was on the travel squad, but did not see any action at Boise State ... Also didn't play against Air Force ... Came off the bench vs. San José State and threw a pass for the first time since the New Mexico game, but the pass was incomplete ... Was on the sidelines, but did not see the field vs. Navy in the Poinsettia Bowl.

- **High School:** Completed 107-of-197 passes (54.3 percent) for 1,622 yards and 14 touchdowns with eight interceptions as a senior at Los Gatos High ... Also rushed for 189 yards on 39 attempts (4.9 avg.) with one touchdown ... Passed for 1,636 yards and 12 touchdowns as a junior ... Rated as a three-star recruit by *Scout.com* and was picked as the 67th-best quarterback ... Also was a three-star recruit by *ESPN.com* with a scout grade of 77, a three-star recruit by 247sports with a grade of 82 and a two-star recruit by *Rivals.com*.
- **Personal:** Charles Nicholas Bawden was born June 22, 1996, in Los Gatos, Calif. ... Son of Rick and Kimberly Bawden ... Was also offered a scholarship from Eastern Washington, while drawing interest from Arkansas, California, Fresno State, Harvard, San José State, Utah and Washington ... A business administration major with a concentration as a management entrepreneur.

Bawden's Career Statistics

Season	GP	GS	Passing					Rushing				
			Att.	Cmp.	Pct.	Int.	TD	Yds.	Rtg.	Att.	Yds.	TD
2014	5	2	38	13	34.2	2	1	147	64.86	11	43	0
2015	9	0	0	0	0.0	0	0	0	0.00	0	0	0
2016	13	11	0	0	0.0	0	0	0	0.00	1	4	0
2017	7	7	0	0	0.0	0	0	0	0.00	0	0	0
Career	34	20	38	13	34.2	2	1	147	64.86	12	47	0

Receiving

Season	GP	GS	Rec.	Yds.	Avg.	Long	TD
2014	5	2	0	0	0.0	0	0
2015	9	0	0	0	0.0	0	0
2016	13	11	15	137	9.1	20	0
2017	7	7	10	53	5.3	12	0
Career	34	20	25	190	7.6	20	0

Career Highs: Carries: 8 at Fresno State (10/3/14); Rushing Yards: 36 at Fresno State (10/3/14); Long Rush: 15 at New Mexico (10/10/14); Receptions: 3 vs. Colorado State (11/26/16); Receiving Yards: 23 at Fresno State (10/14/16); Long Reception: 20 vs. Houston (12/17/16); All-Purpose Yards: 36 at Fresno State (10/3/14); Attempts: 24 at Fresno State (10/3/14); Completions: 9 at Fresno State (10/3/14); Passing Yards: 84 at Fresno State (10/3/14); Long Pass: 43 at New Mexico (10/10/14); Passing Touchdowns: 1 at Fresno State (10/3/14); Completion Pct. (min. 12 att.): 37.50 (9-for-24) at Fresno State (10/3/14); Efficiency Rating: 71.48 at New Mexico (10/10/14).

2017 Highs: Receptions: 2, four times; Receiving Yards: 13 at Arizona State (9/9/17); Long Reception: 12 vs. Boise State (10/14/17); All-Purpose Yards: 13 at Arizona State (9/9/17).

Bawden's Career Game-by-Game

Passing		GP	GS	Att.	Cmp.	Pct.	Int.	TD	Yds.	Rtg.
Date	Opponent									
A.30.14	Northern Arizona	1	0	0	0	0.0	0	0	0	0.00
S.6.14	at 21/23 No. Carolina	--- Did Not Play ---								
S.20.14	at Oregon State	--- Did Not Play ---								
S.27.14	UNLV*	1	0	0	0	0.0	0	0	0	0.00
O.3.14	at Fresno State*	1	1	24	9	37.5	2	1	84	63.98
O.10.14	at New Mexico*	1	1	13	4	30.8	0	0	63	71.48
O.18.14	Hawai'i*	--- Did Not Play ---								
N.1.14	at Nevada*	--- Did Not Play ---								
N.8.14	Idaho	--- Did Not Play ---								
N.15.14	at Boise State*	--- Did Not Play ---								
N.21.14	Air Force*	--- Did Not Play ---								
N.29.14	at San José State*	1	0	1	0	0.0	0	0	0	0.00

D.23.14 Navy# --- Did Not Play ---

Rushing

Date	Opponent	Rushing					Receiving			
		GP	GS	Att.	Yds.	Avg.	TD	No.	Yds.	TD
S.5.15	San Diego	--- Did Not Play ---								
S.12.15	at California	1	0	0	0	0.0	0	0	0	0
S.19.15	South Alabama	--- Did Not Play ---								
S.26.15	at Penn State	--- Did Not Play ---								
O.3.15	Fresno State*	1	0	0	0	0.0	0	0	0	0
O.10.15	at Hawai'i*	--- Did Not Play ---								
O.17.15	at San José State*	1	0	0	0	0.0	0	0	0	0
O.23.15	Utah State*	1	0	0	0	0.0	0	0	0	0
O.31.15	at Colorado State*	1	0	0	0	0.0	0	0	0	0
N.14.15	Wyoming*	1	0	0	0	0.0	0	0	0	0
N.21.15	at UNLV*	1	0	0	0	0.0	0	0	0	0
N.28.15	Nevada*	1	0	0	0	0.0	0	0	0	0
D.5.15	Air Force``	--- Did Not Play ---								
D.24.15	vs. Cincinnati%	1	0	0	0	0.0	0	0	0	0
S.3.16	New Hampshire	--- Did Not Play ---								
S.10.16	California	1	0	0	0	0.0	0	1	4	0
S.17.16	at Northern Illinois	1	0	0	0	0.0	0	1	4	0
O.1.16	at South Alabama	1	1	1	4	4.0	0	1	10	0
O.8.16	UNLV*	1	1	0	0	0.0	0	0	0	0
O.14.16	at Fresno State*	1	1	0	0	0.0	0	2	23	0
O.21.16	San José State*	1	1	0	0	0.0	0	2	17	0
O.28.16	at Utah State*	1	1	0	0	0.0	0	0	0	0
N.5.16	Hawai'i*	1	1	0	0	0.0	0	2	7	0
N.12.16	at Nevada*	1	1	0	0	0.0	0	1	19	0
N.19.16	at Wyoming*	1	1	0	0	0.0	0	1	1	0
N.26.16	Colorado State*	1	1	0	0	0.0	0	3	32	0
D.3.16	at Wyoming@	1	1	0	0	0.0	0	0	0	0
D.17.16	vs. Houston^	1	1	0	0	0.0	0	1	20	0
S.2.17	UC Davis	1	1	0	0	0.0	0	1	7	0
S.9.17	at Arizona State	1	1	0	0	0.0	0	2	13	0
S.16.17	No. 19/19 Stanford	1	1	0	0	0.0	0	2	10	0
S.23.17	at Air Force*	1	1	0	0	0.0	0	1	1	0
S.30.17	Northern Illinois	1	1	0	0	0.0	0	0	0	0
O.7.17	at UNLV*	--- Did Not Play - Injured ---								
O.14.17	Boise State*	1	1	0	0	0.0	0	2	12	0
O.21.17	Fresno State*	1	1	0	0	0.0	0	2	10	0

*Bold indicates season high. * - Mountain West game. # - 2014 San Diego County Credit Union Poinsettia Bowl (Qualcomm Stadium; San Diego, Calif.). `` - 2015 Sports Authority Mountain West Championship (Qualcomm Stadium; San Diego, Calif.). % - 2015 Hawai'i Bowl (Aloha Stadium; Honolulu, Hawaii). @ - 2016 Mountain West Championship (War Memorial Stadium; Laramie, Wyo.). ^ - 2016 Las Vegas Bowl (Sam Boyd Stadium; Las Vegas, Nev.).*

#48 ISRAEL CABRERA

Warrior • Sophomore • 5-10 • 180 • Canyon Country, Calif. • Canyon HS

- **At San Diego State:** Speedy defensive back with good technique ... Is listed as the back-up to Tariq Thompson at one of the two Warrior spots with Trenton Thompson out with an injury ... Also excels on special teams.
- **2017 (Sophomore):** Has played in all eight games this season, all on special teams ... Has five tackles (two solo) ... Is tied for the team lead with five kickoff return tackles and is tied for second in special teams tackles (5) ... Made a solo stop on the kickoff return unit in the opener vs. UC Davis ... Logged statless time at Arizona State and against No. 19/19 Stanford ... Had an assisted stop at Air Force on the kick return unit ... Played vs. Northern Illinois without finding the statsheet ... Had a career-high three tackles on special teams at UNLV (previous high was one) ... All three stops came on the kick return unit ... Did not record a stat in playing time against Boise State and vs. Fresno State.
- **2016 (Freshman):** Saw action in 11 games on special teams, registering one assisted tackle against Hawai'i ... Did not play in the first two games, but logged special teams snaps at Northern Illinois and in the next seven games as well ... Did not play at Wyoming (Nov. 19), but played in the final three games of the season, including the MW Championship at Wyoming

(Dec. 3) and the Las Vegas Bowl vs. Houston.

- **2015 (Redshirt):** Redshirted his first year on campus.
- **High School:** Earned three letters at Canyon Country High School ... Was the Foothill League Defensive Player of the Year as a senior ... Also was a two-time first-team all-league pick and second-team selection another season ... In three seasons, amassed 188 tackles (171 solo), 8.5 tackles for loss, 14 interceptions, 20 pass deflections, three forced fumbles and three fumble recoveries, according to MaxPreps ... Also totaled 1,241 all-purpose yards as a senior, including 740 receiving yards and nine touchdowns on 45 catches ... Also excelled in track and field, earning all-city accolades winning both the 100 and 200 at the league championships ... Garnered first-team all-area honors in track and well.
- **Personal:** Israel Dante Cabrera was born Feb. 17, 1997 ... Son of Fran Cabrera ... Twin brother, Liam, also plays on the football team as a wide receiver ... Is majoring in criminal justice.

I. Cabrera's Career Statistics

Season	GP	GS	UA	A	TT	TFL	Sk	Int.	PBU	FF	FR
2016	11	0	0	1	1	0.0	0.0	0	0	0	0
2017	8	0	2	3	5	0.0	0.0	0	0	0	0
Career	19	0	2	4	6	0.0	0.0	0	0	0	0

Career/2017 Highs: Tackles: 3 at UNLV (10/7/17).

I. Cabrera's Career Game-by-Game

Date	Opponent	GP	GS	UA	A	TT	TFL	Sk.	Int.	PBU	FF	FR
S.3.16	New Hampshire	--- Did Not Play ---										
S.10.16	California	--- Did Not Play ---										
S.17.16	at Northern Illinois	1	0	0	0	0	0.0	0.0	0	0	0	0
O.1.16	at South Alabama	1	0	0	0	0	0.0	0.0	0	0	0	0
O.8.16	UNLV*	1	0	0	0	0	0.0	0.0	0	0	0	0
O.14.16	at Fresno State*	1	0	0	0	0	0.0	0.0	0	0	0	0
O.21.16	San José State*	1	0	0	0	0	0.0	0.0	0	0	0	0
O.28.16	at Utah State*	1	0	0	0	0	0.0	0.0	0	0	0	0
N.5.16	Hawai'i*	1	0	0	1	1	0.0	0.0	0	0	0	0
N.12.16	at Nevada*	1	0	0	0	0	0.0	0.0	0	0	0	0
N.19.16	at Wyoming*	--- Did Not Play ---										
N.26.16	Colorado State*	1	0	0	0	0	0.0	0.0	0	0	0	0
D.3.16	at Wyoming@	1	0	0	0	0	0.0	0.0	0	0	0	0
D.17.16	vs. Houston^	1	0	0	0	0	0.0	0.0	0	0	0	0
S.2.17	UC Davis	1	0	1	0	1	0.0	0.0	0	0	0	0
S.9.17	at Arizona State	1	0	0	0	0	0.0	0.0	0	0	0	0
S.16.17	No. 19/19 Stanford	1	0	0	0	0	0.0	0.0	0	0	0	0
S.23.17	at Air Force*	1	0	0	1	1	0.0	0.0	0	0	0	0
S.30.17	Northern Illinois	1	0	0	0	0	0.0	0.0	0	0	0	0
O.7.17	at UNLV*	1	0	1	2	3	0.0	0.0	0	0	0	0
O.14.17	Boise State*	1	0	0	0	0	0.0	0.0	0	0	0	0
O.21.17	Fresno State*	1	0	0	0	0	0.0	0.0	0	0	0	0

*Bold indicates season high. * - Mountain West game. @ - 2016 Mountain West Championship (War Memorial Stadium; Laramie, Wyo.). ^ - 2016 Las Vegas Bowl (Sam Boyd Stadium; Las Vegas, Nev.).*

#42 TROY CASSIDY

Linebacker • Sophomore • 6-3 • 215 • Carlsbad, Calif. • Carlsbad HS

- **At San Diego State:** Smart, athletic player who played in 11 games as a true freshman last year ... Was listed third on the depth chart at one of the two outside linebacker spots heading into the 2017 fall camp, but emerged as the starter ... Is also slated to start Saturday at Hawai'i ... Also plays on special teams.
- **2017 (Sophomore):** Started the first seven games this year and has played in all eight, making 21 tackles (11 solo) with 1.5 tackles for loss, 0.5 sacks for three yards, a pass breakup and a quarterback hurry ... Started for the first time of his career in the opener against UC Davis, tying a career high with three tackles (two solo) ... Had one stop (one solo) in a second straight start at Arizona State ... Started again vs. No. 19/19 Stanford and recorded one assisted tackle, 0.5 sacks (and 0.5 TFL) for three yards and his first career pass breakup ... Had a then career high with four tackles (two solo) and a tackle for loss in a start at Air Force ... Recorded a career-high five stops (three solo) in another start vs. Northern Illinois ... Had three stops (one solo) in a sixth straight start at UNLV ... Registered four tackles (two solo) and a QBH in

a start vs. Boise State ... Did not start for the first time of the season against Fresno State, but was the first guy on defense off the bench ... Did not record a stat.

- **2016 (True Freshman):** Played in each of the final 11 games, mostly on special teams, making 10 tackles (four solo) with a 1-yard sack (and tackle for loss) ... Did not play the first three games of the season ... Saw time on special teams for the first time of his collegiate career, but did not record a stat ... Also logged statless time vs. UNLV ... Had his first two tackles of his career at Fresno State ... Made a career-high three stops (all solo) vs. San José State ... Also recorded his first sack (and tackle for loss), going for 1-yard ... Did not find the stat sheet at Utah State, but did play ... Tied a career high with three tackles (one solo) against Hawai'i ... Made an assisted tackle at Nevada ... Had an assisted stop at Wyoming ... Logged statless time off the bench against Colorado State, at Wyoming in the MW Championship game and vs. Houston in the Las Vegas Bowl.
- **High School:** Was a three-year letterwinner at Carlsbad High School at nearby Carlsbad ... Recorded 178 tackles (119 solo), with 10 sacks over his Lancer career ... All-CIF San Diego Section first-team defense honoree his senior season after ranking second on the team with 69 tackles, 46 solo, four tackles for loss and two interceptions for 85 yards and 4.5 sacks, according to MaxPreps ... At tight end in 2015, recorded 226 yards on 13 receptions, scoring three touchdowns ... Helped lead Carlsbad to a 2015 Avocado West League championship, returning an interception 70 yards for a touchdown in the title game ... All-Avocado West League second team honoree his junior season, recording 82 tackles, 55 solo, nine tackles for loss and five sacks ... A three-star recruit by Rivals, Scout and ESPN ... Earned a grade of 72 by ESPN ... Lettered in volleyball for the Lancers, earning All-Academic Team honors and scholar-athlete accolades and helping Carlsbad to a spot in the CIF San Diego Section Boys' Volleyball Championship match.
- **Personal:** Troy Aaron Cassidy was born June 1, 1988, in San Diego, Calif. ... Also received offers from Arizona, Boise State, Colorado, Navy, Nevada, Oregon State, Utah State, Washington and Washington State (according to Rivals) ... Is undecided on a major.

Cassidy's Career Statistics

Season	GP	GS	UA	A	TT	TFL	Sk	Int.	PBU	FF	FR
2016	11	0	4	6	10	1.0	1.0	0	0	0	0
2017	8	7	11	10	21	1.5	0.5	0	1	0	0
Career	19	7	15	16	31	2.5	1.5	0	1	0	0

Career Highs: Tackles: 5 vs. Northern Illinois (9/30/17); Tackles For Loss: 1.0 at Air Force (9/23/17), vs. San José State (10/21/16); Sacks: 1.0 vs. San José State (10/21/16); Pass Breakups: 1 vs. No. 19/19 Stanford (9/16/17).

2017 Highs: Tackles: 5 vs. Northern Illinois (9/30/17); Tackles For Loss: 1.0 at Air Force (9/23/17); Sacks: 0.5 vs. No. 19/19 Stanford (9/16/17); Pass Breakups: 1 vs. No. 19/19 Stanford (9/16/17).

Cassidy's Career Game-by-Game

Date	Opponent	GP	GS	UA	A	TT	TFL	Sk.	Int.	PBU	FF	FR
S.3.16	New Hampshire											
S.10.16	California											
S.17.16	at Northern Illinois											
0.1.16	at South Alabama	1	0	0	0	0	0.0	0.0	0	0	0	0
0.8.16	UNLV*	1	0	0	0	0	0.0	0.0	0	0	0	0
0.14.16	at Fresno State*	1	0	0	2	2	0.0	0.0	0	0	0	0
0.21.16	San José State*	1	0	3	0	3	1.0	1.0	0	0	0	0
0.28.16	at Utah State*	1	0	0	0	0	0.0	0.0	0	0	0	0
N.5.16	Hawai'i*	1	0	1	2	3	0.0	0.0	0	0	0	0
N.12.16	at Nevada*	1	0	0	1	1	0.0	0.0	0	0	0	0
N.19.16	at Wyoming*	1	0	0	1	1	0.0	0.0	0	0	0	0
N.26.16	Colorado State*	1	0	0	0	0	0.0	0.0	0	0	0	0
D.3.16	at Wyoming@	1	0	0	0	0	0.0	0.0	0	0	0	0
D.17.16	vs. Houston^	1	0	0	0	0	0.0	0.0	0	0	0	0
S.2.17	UC Davis	1	1	2	1	3	0.0	0.0	0	0	0	0
S.9.17	at Arizona State	1	1	1	0	1	0.0	0.0	0	0	0	0
S.16.17	No. 19/19 Stanford	1	1	0	1	1	0.5	0.5	0	1	0	0
S.23.17	at Air Force*	1	1	2	2	4	1.0	0.0	0	0	0	0
S.30.17	Northern Illinois	1	1	3	2	5	0.0	0.0	0	0	0	0
0.7.17	at UNLV*	1	1	1	2	3	0.0	0.0	0	0	0	0
0.14.17	Boise State*	1	1	2	2	4	0.0	0.0	0	0	0	0
0.21.17	Fresno State*	1	0	0	0	0	0.0	0.0	0	0	0	0

*Bold indicates season high. * - Mountain West game. @ - 2016 Mountain West Championship (War Memorial Stadium; Laramie, Wyo.). ^ - 2016 Las Vegas Bowl (Sam Boyd Stadium; Las Vegas, Nev.).*

#10 CHRISTIAN CHAPMAN

Quarterback • Junior • 6-0 • 200 • Carlsbad, Calif. • Carlsbad HS

- **At San Diego State:** Mobile, accurate quarterback with a quick release ... Has started the last 24 games, including four postseason contests ... Is 19-5 as a starting quarterback, winning both the 2015 and 2016 MW Championship game and the 2015 Hawai'i Bowl and 2016 Las Vegas Bowl ... In four career postseason appearances (MW championships and bowl games), is 4-0 and has completed 33 of 52 attempts (63.5 pct.) for 529 yards and three touchdowns against one interception for a 164.11 pass efficiency rating ... All-time SDSU Division I era (since 1969) ranks (min. 15 starts): first in quarterback winning percentage (.792), third in QB victories (19) and sixth in pass efficiency rating (143.6) ... Has eight career games with multiple touchdown passes and has never thrown more than one interception in a game ... Has four second-half come-from-behind wins, tied with David Lowery and Mark Halda for the fourth most in SDSU's Division I era (since 1969) ... His 24 consecutive starts at quarterback are the program's most since Ryan Lindley started a school-record 44 straight from Oct. 18, 2008-Dec. 17, 2011 ... For his career has 30 touchdown passes against eight interceptions ... Has currently gone 157 passes (and six complete games) without an interception, the longest streak of his career (has seven touchdown passes over that span) ... Chapman's 157 attempts without an interception is the second-longest active streak in the country.
- **2017 (Junior):** Was named a Johnny Unitas Golden Arm Candidate, which goes out to the quarterback with the most accomplishments on and off the field ... Is 102-for-173 on the season for 1,285 yards and eight touchdowns against one interception, which came on a Hail Mary with time expiring in the first half against UC Davis in the opener ... Has not thrown an interception since (seven-plus games (30 quarters) without and 157 pass attempts), while throwing seven touchdown passes over that span ... Owns a 59.0 completion percentage and a 135.46 pass efficiency rating ... Leads the MW in interception percentage (0.6, 3rd nationally) and touchdown-to-interception ratio (8.0, T-7th nationally) ... Also ranks fourth in passing yards (1,285), tied for fourth in passing touchdowns (8), fifth in yards per completion (12.60, 46th nationally), touchdown percentage (4.6), pass efficiency rating (135.46) and yards per attempt (7.43), sixth in passing yards per game (160.6), completion percentage (59.0) and attempts (173) ... His pass efficiency rating by quarter this year: 1st - 116.6, 2nd - 123.0, 3rd - 183.4, 4th - 126.0 - and by half: 1st - 120.6, 2nd - 155.8 ... His pass efficiency rating when winning this year: 132.5 - and when trailing: 143.3 ... His pass efficiency rating when the score is within three points in the fourth quarter: 436.8 (3-for-3, 81 yards, 1 TD, 0 INT) - and within seven points in the fourth quarter: 206.2 (10-for-14, 146 yards, 2 TD, 0 INT) ... If you take away the 23 times he has been sacked this year (for 141 yards), he has rushed 33 times for 151 yards (4.6 avg.) with a touchdown ... Was 16-for-21 for 220 yards and two touchdowns against one interception in the opener against UC Davis ... The interception came on a Hail Mary with the clock winding down in the first half ... The 16 completions tied a then career high as he found nine different receivers in the game ... Was 9-for-18 for 73 yards and a touchdown pass at Arizona State without throwing an interception ... Completed 21 of his 29 pass attempts for 187 yards, one touchdown and zero interceptions against No. 19/19 Stanford ... Ended up with career highs in completions (21, previous high was 16) and attempts (29, previous high was 25) ... Led SDSU to the win on a game-winning drive that started with 6:15 left and used up 5:21 of clock ... Numbers on the game-winning drive: - 4-for-5 (4 of last 4), 47 yards, one touchdown, three different receivers, 224.96 pass efficiency rating ... Was 10-for-16 for 180 yards and a touchdown without throwing an interception at Air Force ... Recorded his fourth second-half comeback victory, tied with David Lowery and Mark Halda for fourth in SDSU's Division I era (since 1969) ... Found David Wells with a 28-yard touchdown pass in the fourth quarter to put SDSU up, 21-17 ... Completed 10 of 19 passes for 136 yards and two touchdowns vs. Northern Illinois ... Was his eighth career game with multiple touchdown passes ... Was 14-for-23 for 172 yards, while rushing three times for eight yards and a touchdown at UNLV ... Scored his first career rushing touchdown ... Was 12-for-27 for a season-high 240 yards and a touchdown against Boise State ... Threw an 89-yard touchdown pass to Fred Trevillion, the fourth-longest passing play in SDSU history and the longest since a 90-yard pass by Ryan Lindley to Vincent Brown vs. No. 25 Utah on Nov. 20, 2010 ... Also rushed a career-high 14 times for 26 yards ... Was 10 of 20 passing for 77 yards with no touchdowns (or interceptions) against Fresno State ... Dropped to 19-5 as the starting quarterback over his career ... Recorded his seventh straight game (and 30th straight quarter) without an interception and now has thrown 157 passes without a pick (seven touchdowns over that span).

- 2016 (Sophomore):** Racked up numerous superlatives, including being named a "Other Quarterbacks to Watch" by Athlon Sports' Steven Lassan, a "Top 25 MW Player to Watch" by the Orlando Sentinel's Matt Murschel, "SDSU's Key Player to a Successful Season" by Campus Insiders' Pete Fiutak, a "Group of 5 Wild Card Players" by Athlon Sports' J.P. Scott and a "SDSU Player to Watch" by Lindy's Sports ... Was 153-for-251 (61.0 pct.) for 1,994 yards and 20 touchdowns with just six interceptions, owning a 149.20 pass efficiency rating ... His 61.0 completion percentage was the third best by an Aztec since 1996 ... (Min. 180 attempts), ranked second in the MW in pass touchdown percentage (11th nationally, 8.0) and touchdown-to-interception percentage (T-23rd nationally, 3.33), third in pass efficiency rating (24th nationally, 149.20) and pass touchdowns (T-45th nationally, 20), fourth in yards per attempt (35th nationally, 7.94), yards per completion (41st nationally, 13.03) and completion percentage (49th nationally, 61.0), and fourth in interception percentage (58th nationally, 2.4) ... If you take away the 28 times that he was sacked for 159 yards, he ended up rushing 43 times for 222 yards (5.2 avg.) ... Had multiple touchdown passes in six games ... Had a solid opener vs. New Hampshire in just his third career start, completing 16 of 25 passes for a career-high 283 yards and a career-best two touchdowns ... His 283 yards were the most by an Aztec since Quinn Kaehler had 326 vs. Air Force on Nov. 21, 2014 ... Threw an 86-yard pass to Mikah Holder in the first quarter, tied for the seventh-longest pass in program history ... Also rushed six times for 7 yards (4.5 avg.) ... Was 14-for-23 for 129 yards, a touchdown and an interception against California ... The interception stopped numerous streaks, including 87 passes by Chapman without an interception, 254 pass attempts by SDSU without an interception and 404 snaps without a turnover ... Was 11-for-19 with a career-high three touchdowns and 126 yards in his fifth career start ... Became the first Aztec with three touchdown passes in a game since Maxwell Smith threw three vs. Wyoming on Nov. 14, 2015 ... All three scores came in the first half as SDSU raced out to a 28-7 lead ... Completed 13 of 22 passes for 159 yards and a touchdown at South Alabama ... Was 15-for-20 for 215 yards and one touchdown without throwing a pick against UNLV ... Connected on a career-high 75 percent of his passing attempts (min. 5 att.) ... It was his seventh straight game with at least one passing touchdown ... Was only called on to pass 12 times at Fresno State, completing seven passes for 72 yards ... Also rushed six times for 26 yards (4.3 avg.) with a long of 13 yards ... Was 13-for-18 (72.2 pct.) for 167 yards and a touchdown pass in a start vs. San José State ... Threw an interception for the first time in 82 passes (81 passes in between picks) ... Also rushed five times for a season-high 31 yards (6.2 avg.) with a long of 13 yards ... Completed 4 of 9 attempts for 14 yards and a touchdown at Utah State ... The 14 yards were the fewest thrown in a game in SDSU's Division I history (since 1969) ... Also ran three times for six yards, including a long run of 10 yards ... Had a good game against Hawai'i, going 7-for-15 for 76 yards and three touchdowns with one interception ... The three touchdown passes tied a career high (also at Northern Illinois) ... Was 11-for-16 for 146 yards and two touchdowns with zero interceptions at Nevada ... Posted a season-high pass efficiency rating of 186.65 ... Finished 15-for-26 for 211 yards and two touchdowns without throwing an interception at Wyoming ... Lost for just the second time in 13 games (11-2) as the starting quarterback ... Was 11-for-19 for 183 yards and two touchdowns with one interception at Colorado State ... Threw multiple touchdown passes for the fourth straight game and sixth time of his career (all this season) ... Finished 6-for-13 for 85 yards and an interception at Wyoming in the MW Championship game ... Added nine rushes for 17 yards ... Was 10-for-14 for 128 yards and a touchdown without throwing an interception against Houston in the Las Vegas Bowl ... Improved to 13-3 as the starting quarterback and 4-0 in postseason games (2-0 in MW championships, 2-0 in bowl games) ... Of Chapman's 10 completions, six went for first down and one went for a touchdown ... On first down, Chapman was 5-for-5 for 83 yards and a touchdown ... Finished with a pass efficiency rating of 171.8, making SDSU 6-0 in 2016 when owning a rating of 165 or better ... Threw his 20th touchdown pass of the season and 22nd of his career.
- 2015 (Redshirt Freshman):** Played in nine games with two starts, including each of the final seven contests ... Started the final two games with starter Maxwell Smith out with an injury and both were wins ... Completed 29 of 49 passes (59.2 pct.) for 436 yards, two touchdowns and an interception for a passing efficiency of 141.10 ... Also rushed 16 times for 72 yards (4.5 avg.) with a long run of 13 yards ... Logged his first career collegiate snaps against San Diego, going 2-for-2 for 39 yards with a 263.80 pass efficiency rating ... Had a long of 32 yards to Rashaad Penny ... Came off the bench at California and was 4-for-13 for 37 yards and an interception ... Had a long of 20 yards ... Did not play in the next five games (vs. South Alabama, at Penn State, vs. Fresno State, at Hawai'i and at San José State) ... Came in late to play against Utah State without recording a stat ... Also played at Colorado State, but did not throw a pass ... Logged late snaps against Wyoming without attempting a pass ... Played for a fourth straight game at UNLV, but did not attempt a pass ... Played significant time against Nevada with starting quarterback Maxwell Smith going down with a torn ACL early in the first

quarter ... Finished 6-for-9 (66.7 pct.) for 44 yards, with a long of 21 yards ... Also added 29 rushing yards on four attempts (7.2 avg.) ... Was 9-for-14 for 203 yards and his first career touchdown pass in his first career start without throwing an interception against Air Force in the Mountain West Championship ... Was named the game's offensive most valuable player ... Set career highs in completions (9), pass attempts (14), yards (203), touchdowns (1) and pass efficiency rating (209.7, min. 12 attempts) ... The 209.7 pass efficiency rating was the second-highest mark in SDSU's Division I history among quarterbacks making their Aztec debut (Kevin McKechnie, 291.82 vs. Navy on Sept. 5, 1997) ... The 203 passing yards were the most by an Aztec on the season and the most since Quinn Kaehler threw for 326 vs. Air Force on Nov. 21, 2014 ... Also added a career-best 32 rushing yards on a career-high six attempts (5.3 avg.) ... Had a career-long 48-yard pass ... Was 8-for-11 (72.7 pct.) for 113 yards and a touchdown vs. Cincinnati in the Hawai'i Bowl in his second career start ... Touchdown pass was a 33-yarder to Donnel Pumphrey ... Also rushed five times for 20 yards (4.0 avg.).

- 2014 (True Freshman):** Was on the travel roster the entire season ... Was listed as the backup for two games with starting quarterback Quinn Kaehler hurting his throwing shoulder, but did not see any action ... Ultimately used his redshirt season.
- High School:** A three-year letterwinner at Carlsbad High School in nearby Carlsbad, Calif. ... A two-time first-team all-Avocado League selection ... Earned second-team all-North County honors ... Was the team's offensive MVP ... Completed 132-of-219 attempts (60.3 percent) for 1,986 yards and 23 touchdowns as a senior ... Also rushed for 194 yards on 46 attempts ... As a junior, passed for 1,899 yards and 18 touchdowns for the Lancers ... Was a three-star recruit by *Rivals.com*, *Scout.com* and *ESPN.com*, and a two-star recruit by *247sports.com* ... Is rated as the 39th-best quarterback by ESPN and the 73rd best by Scout ... Received a scout grade of 76 by ESPN and 247sports.
- Personal:** Christian Chapman was born Oct. 1, 1995, in Las Vegas, Nev. ... Son of Craig Chapman ... Chose SDSU over offers from Arkansas State, Brigham Young, Colorado State, SMU and Washington State ... Is majoring in interdisciplinary studies.

Chapman's Career Statistics

Season	Passing							Rushing				
	GP	GS	Att.	Cmp.	Pct.	Int.	TD	Yds.	Rtg.	Att.	Yds.	TD
2015	9	2	49	29	59.2	1	2	436	143.31	16	72	0
2016	14	14	251	153	61.0	6	20	1,994	149.20	71	63	0
2017	8	8	173	102	59.0	1	8	1,285	135.46	56	-20	1
Career	31	24	473	284	60.0	8	30	3,715	143.56	143	115	1

Career Highs: Attempts: 29 vs. No. 19/19 Stanford (9/16/17); Completions: 21 vs. No. 19/19 Stanford (9/16/17); Passing Yards: 283 vs. New Hampshire (9/3/16); Passing Touchdowns: 3 vs. Hawai'i (11/5/16), at Northern Illinois (9/17/16); Long Pass: 89 vs. Boise State (10/14/17); Completion Pct. (min. 12 att.): 76.19 (16-for-21) vs. UC Davis (9/2/17); Efficiency Rating (min. 12 att.): 209.66 vs. Air Force (12/5/15); Carries: 14 vs. Boise State (10/14/17); Rushing Yards: 32 vs. Air Force (12/5/15); Rushing Touchdowns: 1 at UNLV (10/7/17); Long Rush: 26 at UNLV (10/7/17).

2017 Highs: Attempts: 29 vs. No. 19/19 Stanford (9/16/17); Completions: 21 vs. No. 19/19 Stanford (9/16/17); Passing Yards: 240 vs. Boise State (10/14/17); Passing Touchdowns: 2 vs. Northern Illinois (9/30/17), vs. UC Davis (9/2/17); Long Pass: 89 vs. Boise State (10/14/17); Completion Pct. (min. 12 att.): 76.19 (16-for-21) vs. UC Davis (9/2/17); Efficiency Rating (min. 12 att.): 186.10 vs. UC Davis (9/2/17); Carries: 14 vs. Boise State (10/14/17); Rushing Yards: 26 vs. Boise State (10/14/17); Rushing Touchdowns: 1 at UNLV (10/7/17); Long Rush: 26 at UNLV (10/7/17).

Chapman's Career Game-by-Game

Passing											
Date	Opponent	GP	GS	Att.	Cmp.	Pct.	Int.	TD	Yds.	Rtg.	
S.5.15	San Diego	1	0	2	2	100.0	0	0	39	263.80	
S.12.15	at California	1	0	13	4	30.8	1	0	37	39.29	
S.19.15	South Alabama	---	---	---	---	---	---	---	---	---	---
S.26.15	at Penn State	---	---	---	---	---	---	---	---	---	---
O.3.15	Fresno State*	---	---	---	---	---	---	---	---	---	---
O.10.15	at Hawai'i*	---	---	---	---	---	---	---	---	---	---
O.17.15	at San José State*	---	---	---	---	---	---	---	---	---	---
O.23.15	Utah State*	1	0	0	0	0.00	0	0	0	0.00	
O.31.15	at Colorado State*	1	0	0	0	0.00	0	0	0	0.00	
N.14.15	Wyoming*	1	0	0	0	0.00	0	0	0	0.00	
N.21.15	at UNLV*	1	0	0	0	0.00	0	0	0	0.00	

N.28.15	Nevada*	1	0	9	6	66.67	0	0	44	107.73
D.5.15	Air Force``	1	1	14	9	64.29	0	1	203	209.66
D.24.15	vs. Cincinnati%	1	1	11	8	72.73	0	1	113	189.02
S.3.16	New Hampshire	1	1	25	16	64.00	0	2	283	185.49
S.10.16	California	1	1	23	14	60.87	1	1	129	113.63
S.17.16	at Northern Illinois	1	1	19	11	57.89	1	3	126	155.18
O.1.16	at South Alabama	1	1	22	13	59.09	0	1	159	134.80
O.8.16	UNLV*	1	1	20	15	75.00	0	1	215	181.80
O.14.16	at Fresno State*	1	1	12	7	58.33	0	0	72	108.73
O.21.16	San José State*	1	1	18	13	72.22	1	1	167	157.38
O.28.16	at Utah State*	1	1	9	4	44.44	0	1	14	94.18
N.5.16	Hawai'i*	1	1	15	7	46.67	1	3	76	141.89
N.12.16	at Nevada*	1	1	16	11	68.75	0	2	146	186.65
N.19.16	at Wyoming*	1	1	26	15	57.69	0	2	211	151.25
N.26.16	Colorado State*	1	1	19	11	57.89	1	2	183	163.01
D.3.16	at Wyoming@	1	1	13	6	46.15	1	0	85	85.69
D.17.16	vs. Houston^	1	1	14	10	71.43	0	1	128	171.80
S.2.17	UC Davis	1	1	21	16	76.19	1	2	220	186.10
S.9.17	at Arizona State	1	1	18	9	50.00	0	1	73	102.40
S.16.17	No. 19/19 Stanford	1	1	29	21	72.41	0	1	187	137.96
S.23.17	at Air Force*	1	1	16	10	62.50	0	1	180	177.62
S.30.17	Northern Illinois	1	1	19	10	52.63	0	2	136	147.49
O.7.17	at UNLV*	1	1	24	14	58.33	0	0	172	118.53
O.14.17	Boise State*	1	1	27	12	44.44	0	1	240	131.33
O.21.17	Fresno State*	1	1	20	10	50.00	0	0	77	82.34

*Bold indicates season high. * - Mountain West game. `` - 2015 Sports Authority Mountain West Championship (Qualcomm Stadium; San Diego, Calif.). % - 2015 Hawai'i Bowl (Aloha Stadium; Honolulu, Hawaii). @ - 2016 Mountain West Championship (War Memorial Stadium; Laramie, Wyo.). ^ - 2016 Las Vegas Bowl (Sam Boyd Stadium; Las Vegas, Nev.).*

#68 MYLES CHEATUM

Defensive End • Sophomore • 6-2 • 250 • Cedar Park, Texas • Cedar Park HS

- **At San Diego State:** Athletic defensive linemen who continues to improve his technique ... Was second on the depth chart at one of the two defensive end spots behind senior Dakota Turner heading into the fall, but then became the starter with Turner out indefinitely with a knee injury ... Turner, however, returned to play vs. Northern Illinois and now is listed as the co-starter with Turner at one of the DE spots.
- **2017 (Sophomore):** Logged a start in all eight games, making 16 tackles (11 solo), including three tackles for loss for 12 yards, two sacks for nine yards, a forced fumble and a team-high four quarterback hurries ... Started for the first time of his career in just his sixth career game against UC Davis in the opener, recording one solo tackle ... Started again at Arizona State and came up with four tackles (three solo), including two tackles for loss, a sack, a forced fumble and a quarterback hurry ... The sack, TFL and forced fumble were both the first of his career ... Made an assisted stop in a start vs. No. 19/19 Stanford ... Registered a career-high six tackles (three solo) and two quarterback hurries at Air Force ... Did not record a stat in a start vs. Northern Illinois. ... Had another solid outing at UNLV, coming up with two solo tackles, including a 7-yard sack and tackle for loss ... Did not find the stat sheet in a start against Boise State ... Had two solo tackles in a start against Fresno State.
- **2016 (Freshman):** Appeared in five games over the season off the bench, recording four tackles (three solo) ... Made his first career tackle, a solo stop, in the opener against New Hampshire ... Recorded one solo tackle vs. San José State ... Had a career-high two tackles (one solo) vs. Hawai'i ... Other games played came against UNLV and at Utah State.
- **2015 (Redshirt):** Redshirted his first season at SDSU.
- **High School:** Recorded 10 tackles for loss as a senior at Cedar Park High, leading the Timberwolves to a 12-4 overall record and a narrow loss in the Conference 5A Division 2 championship game ... Also rushed for 113 yards and eight touchdowns, and added 13 receptions for 223 yards and two scores on offense in 2014 ... A three-year varsity letterwinner at Cedar Park High, where he led the Timberwolves to a combined 37-8 record, according to MaxPreps ... A two-time all-District 25 selection ... A two-star recruit by Rivals, Scout and 247sports ... Earned a 75 grade by 247sports ... Also lettered in basketball in high school.
- **Personal:** Myles Alexander Cheatum was born March 4, 1997, in Athens, Greece ... Son of Myles and Phyllis Cheatum ... Chose San Diego State over offers from Fresno State, Louisiana Tech, North Texas and Texas State (according to Rivals) ... Also drew interest from Louisiana

Monroe, Texas Tech and UTSA ... Is majoring in interdisciplinary studies.

Cheatum's Career Statistics

Season	GP	GS	UA	A	TT	TFL	Sk	Int.	PBU	FF	FR
2016	5	0	3	1	4	0.0	0.0	0	0	0	0
2017	8	8	11	5	16	3.0	2.0	0	0	1	0
Career	13	8	14	6	20	3.0	2.0	0	0	1	0

Career/2017 Highs: Tackles: 6 at Air Force (9/23/17); Tackles For Loss: 2.0 at Arizona State (9/9/17); Sacks: 1.0 at UNLV (10/7/17), at Arizona State (9/9/17); Forced Fumbles: 1 at Arizona State (9/9/17).

Cheatum's Career Game-by-Game

Date	Opponent	GP	GS	UA	A	TT	TFL	Sk.	Int.	PBU	FF	FR
S.3.16	New Hampshire	1	0	1	0	1	0.0	0.0	0	0	0	0
S.10.16	California											
S.17.16	at Northern Illinois											
O.1.16	at South Alabama											
O.8.16	UNLV*	1	0	0	0	0	0.0	0.0	0	0	0	0
O.14.16	at Fresno State*											
O.21.16	San José State*	1	0	1	0	1	0.0	0.0	0	0	0	0
O.28.16	at Utah State*	1	0	0	0	0	0.0	0.0	0	0	0	0
N.5.16	Hawai'i*	1	0	1	1	2	0.0	0.0	0	0	0	0
N.12.16	at Nevada*											
N.19.16	at Wyoming*											
N.26.16	Colorado State*											
D.3.16	at Wyoming@											
D.17.16	vs. Houston^											
S.2.17	UC Davis	1	1	1	0	1	0.0	0.0	0	0	0	0
S.9.17	at Arizona State	1	1	2	1	3	2.0	1.0	0	0	1	0
S.16.17	No. 19/19 Stanford	1	1	0	1	1	0.0	0.0	0	0	0	0
S.23.17	at Air Force*	1	1	3	3	6	0.0	0.0	0	0	0	0
S.30.17	Northern Illinois	1	1	0	0	0	0.0	0.0	0	0	0	0
O.7.17	at UNLV*	1	1	2	0	2	1.0	1.0	0	0	0	0
O.14.17	Boise State*	1	1	0	0	0	0.0	0.0	0	0	0	0
O.21.17	Fresno State*	1	1	2	0	2	0.0	0.0	0	0	0	0

*Bold indicates season high. * - Mountain West game. @ - 2016 Mountain West Championship (War Memorial Stadium; Laramie, Wyo.). ^ - 2016 Las Vegas Bowl (Sam Boyd Stadium; Las Vegas, Nev.).*

#79 DAISHAWN DIXON

(DAY-shawn)

Off. Guard • Sophomore • 6-5 • 320 • San Antonio, TX • William Howard Taft HS

- **At San Diego State:** Big body who is in the mix for playing time this season ... Was listed as the backup to Antonio Rosales at right guard after spring drills, but worked his way up to a starter at left guard for all eight games on the season.
- **2017 (Sophomore):** Started all eight games this season at left guard ... Started the opener for the first time of his career against UC Davis at left guard ... Also started at Arizona State, vs. No. 19/19 Stanford, at Air Force, vs. Northern Illinois, at UNLV, against Boise State and vs. Fresno State.
- **2016 (Freshman):** Played in all 14 games, mostly on the PAT and field goal unit ... Logged his first career appearance in the opener against New Hampshire ... According to Pro Football Focus, logged 34 snaps on the offensive line last year, the second most among back-up offensive linemen on the team ... According to the website, had two snaps at South Alabama, seven in back-to-back games at San José State and at Utah State, a season-high 15 vs. Hawai'i and three at Nevada.
- **2015 (Redshirt):** Redshirted his first year on The Mesa.
- **High School:** Represented the U.S. National Select Team in a 2015 win over the IFAF World Team on Jan. 31, 2015, at AT&T Stadium in Arlington, Texas ... A first-team all-District selection ... A two-star recruit by Scout.com and Rivals.com ... A three-year letterwinner at William Howard Taft High School in San Antonio, Texas ... Played basketball as a sophomore.
- **Personal:** Daishawn Tarik Dixon was born June 19, 1997, in Phoenix, Ariz. ... Son of Chamara Cantrell and stepson of Larry Cantrell, and Rodney Dixon and stepson of Rosa Dixon ... Picked SDSU over an offer from New Mexico State (according to Rivals), while also receiving interest from New Mexico, Oklahoma State and UTSA ... Is an interdisciplinary studies major.

Dixon's Career Statistics

Season	GP	GS
2016	14	0
2017	8	8
Career	22	8

Dixon's Career Game-by-Game

Date	Opponent	GP	GS/POS
S.3.16	New Hampshire	1	
S.10.16	California	1	
S.17.16	at Northern Illinois	1	
O.1.16	at South Alabama	1	
O.8.16	UNLV*	1	
O.14.16	at Fresno State*	1	
O.21.16	San José State*	1	
O.28.16	at Utah State*	1	
N.5.16	Hawai'i*	1	
N.12.16	at Nevada*	1	
N.19.16	at Wyoming*	1	
N.26.16	Colorado State*	1	
D.3.16	at Wyoming@	1	
D.17.16	vs. Houston^	1	
S.2.17	UC Davis	1	LG
S.9.17	at Arizona State	1	LG
S.16.17	No. 19/19 Stanford	1	LG
S.23.17	at Air Force*	1	LG
S.30.17	Northern Illinois	1	LG
O.7.17	at UNLV*	1	LG
O.14.17	Boise State*	1	LG
O.21.17	Fresno State*	1	LG

* - Mountain West game. @ - 2016 Mountain West Championship (War Memorial Stadium; Laramie, Wyo.). ^ - 2016 Las Vegas Bowl (Sam Boyd Stadium; Las Vegas, Nev.).

#57 RYAN DUNN

Linebacker • Senior • 6-3 • 225 • Alamo, Calif. • Univ. of Arizona

- **At San Diego State:** Physical linebacker, who continues to learn the defense ... Saw plenty of playing time in his first season at SDSU in 2015 after transferring from Arizona, which also played a similar 3-3-5 defense ... Is listed as the a co-backup outside linebacker heading into the Hawai'i game after playing as a middle linebacker last year ... Earned a scholarship prior to the fall of 2016.
- **2017 (Senior):** Has 19 tackles (10 solo), a pass breakup and two quarterback hurries in eight games this season with one start ... Came up with an assisted tackle in a reserve role in the opener against UC Davis ... Made two solo stops off the bench at Arizona State ... Had a solo stop in his most extensive time of the season against No. 19/19 Stanford ... Logged a season-high five tackles in a plethora of playing time off the bench at Air Force ... Had another five stops (two solo) off the pine vs. Northern Illinois ... Had a stop, a pass breakup and two quarterback hurries at UNLV ... Logged a solo tackle against Boise State ... Logged a start for the first time of the season (21st of career) against Fresno State and came up with three tackles (two solo).
- **2016 (Junior):** Played in the team's first 10 games with starts in six before missing the next two with an injury ... Returned to play at Wyoming in the MW Championship game and again vs. Houston in the Las Vegas Bowl ... Had 24 tackles (12 solo) with 1.5 tackles for loss and three quarterback hurries ... Logged time late against New Hampshire without finding the stat sheet ... Made a solo stop off the bench against California ... Had an assisted stop in limited time off the bench at Northern Illinois ... Had a season-high three tackles, including 0.5 tackles for loss, at South Alabama ... Earned his first start of the season (14th of his career) against UNLV and responded with three stops (all solo) ... Started again at Fresno State and came up with three assisted tackles and a quarterback hurry ... Had a good game in another start against San José State, registering four tackles (all solo), a 3-yard tackle for loss and a quarterback hurry ... Came up with an assisted stop at Utah State in another start ... Registered two stops (one solo) in a start against Hawai'i ... Made a season-high five tackles in a start at Nevada ... Tried to give it a go at Wyoming, but ended up not playing with a foot injury ... Also did not play against Colorado State ... Returned to play at Wyoming in the MW Championship game,

recording a quarterback hurry in a start ... Had an assisted stop vs. Houston in the Las Vegas Bowl.

- **2015 (Sophomore):** Started and played in 13 of the team's 14 games at linebacker (12 at middle linebacker, one at an outside spot), only not playing vs. Air Force in the Mountain West Championship game ... Recorded 40 tackles, 4.5 tackles for loss, three quarterback hurries and 0.5 sacks in his first official season at SDSU ... Started the opener vs. San Diego, which was his first-ever collegiate game ... Had five tackles (three solo), including 0.5 tackles for loss and each of the first two plays (kickoff and first USD snap) ... Started for the second straight game at California, recording six tackles (one solo) and 0.5 tackles for loss ... Had a career-high 10 tackles (four solo) against South Alabama in his first career start at outside linebacker and third overall ... Recorded three stops with one for loss in a fourth straight start at Penn State ... Made two tackles, including 0.5 TFL, in the conference opener vs. Fresno State ... Started once again at Hawai'i, but was left off the stat sheet for the first time of his career ... Did not record a stat for the second straight game in a start at San José State ... Had four tackles (three solo) in a start vs. Utah State ... Recorded two stops with 0.5 tackles for loss in another start at Colorado State ... Finished with two tackles (one solo), including a 1-yard loss, and his first career quarterback hurries (two) in a start vs. Wyoming ... Registered two solo stops in another start at UNLV ... Made one assisted stop, shared as a sack (and TFL) vs. Nevada ... The sack was the first of his career ... Did not play vs. Air Force in the Mountain West Championship game, his first DNP of the season ... Started the Hawai'i Bowl against Cincinnati, making three tackles (two solo) with a quarterback hurry.
- **2014 (Freshman):** Sat out the season due to NCAA transfer rules.
- **2013 (at Univ. of Arizona):** Redshirted his only season at Arizona.
- **High School:** Prepped at San Ramon Valley High School ... Logged 73 total tackles (51 solo) as a senior in 2012 with six tackles for loss, four sacks, two interceptions, one fumble recovery and three forced fumbles ... Had over 100 tackles as a junior in 2011, along with four interceptions and three blocked kicks ... Was named a PrepStar All-West Region selection ... Played in the 2012 South Bay BMW West Coast Bowl and the Cal State All-Star Game ... Was a three-star recruit out of high school by Rivals, Scout, 247sports and ESPN.
- **Personal:** Ryan Dunn was born Nov. 17, 1994, in Alamo, Calif. ... Son of Mike and Cathy Dunn ... Picked the Wildcats over an offer from Iowa State ... Also had interest out of high school from Arizona State, Boise State, Boston College, California, Colorado, Iowa State, Nevada, Oregon, Oregon State, San Diego State, TCU, Tennessee, UCLA, USC, Utah, Washington and Washington State ... Is majoring in social science.

Dunn's Career Statistics

Season	GP	GS	UA	A	TT	TFL	Sk	Int.	PBU	FF	FR
2015	13	13	17	23	40	4.5	0.5	0	0	0	0
2016	12	7	12	12	24	1.5	0.0	0	0	0	0
2017	8	1	10	9	19	0.0	0.0	0	1	0	0
Career	33	21	39	44	83	6.0	0.5	0	1	0	0

Career Highs: Tackles: 10 vs. South Alabama (9/19/15); Tackles For Loss: 1.0 vs. San José State (10/21/16), vs. Wyoming (11/14/15), at Penn State (9/26/15); Sacks: 0.5 vs. Nevada (11/28/15); Pass Breakups: 1 at UNLV (10/7/17).

2017 Highs: Tackles: 5 vs. Northern Illinois (9/30/17), at Air Force (9/23/17); Pass Breakups: 1 at UNLV (10/7/17).

Dunn's Career Game-by-Game

Date	Opponent	GP	GS	UA	A	TT	TFL	Sk	Int.	PBU	FF	FR
S.5.15	San Diego	1	1	3	2	5	0.5	0.0	0	0	0	0
S.12.15	at California	1	1	1	5	6	0.5	0.0	0	0	0	0
S.19.15	South Alabama	1	1	4	6	10	0.0	0.0	0	0	0	0
S.26.15	at Penn State	1	1	1	2	3	1.0	0.0	0	0	0	0
O.3.15	Fresno State*	1	1	0	2	2	0.5	0.0	0	0	0	0
O.10.15	at Hawai'i*	1	1	0	0	0	0.0	0.0	0	0	0	0
O.17.15	at San José State*	1	1	0	0	0	0.0	0.0	0	0	0	0
O.23.15	Utah State*	1	1	3	1	4	0.0	0.0	0	0	0	0
O.31.15	at Colorado State*	1	1	0	2	2	0.5	0.0	0	0	0	0
N.14.15	Wyoming*	1	1	1	1	2	1.0	0.0	0	0	0	0
N.21.15	at UNLV*	1	1	2	0	2	0.0	0.0	0	0	0	0
N.28.15	Nevada*	1	1	0	1	1	0.5	0.5	0	0	0	0
D.5.15	Air Force**											
D.24.15	vs. Cincinnati%	1	1	2	1	3	0.0	0.0	0	0	0	0
S.3.16	New Hampshire	1	0	0	0	0	0.0	0.0	0	0	0	0

--- Did Not Play ---

S.10.16	California	1	0	1	0	1	0.0	0.0	0	0	0	0
S.17.16	at Northern Illinois	1	0	0	1	1	0.0	0.0	0	0	0	0
O.1.16	at South Alabama	1	0	1	2	3	0.5	0.0	0	0	0	0
O.8.16	UNLV*	1	1	3	0	3	0.0	0.0	0	0	0	0
O.14.16	at Fresno State*	1	1	0	3	3	0.0	0.0	0	0	0	0
O.21.16	San José State*	1	1	4	0	4	1.0	0.0	0	0	0	0
O.28.16	at Utah State*	1	1	0	1	1	0.0	0.0	0	0	0	0
N.5.16	Hawai'i*	1	1	1	1	2	0.0	0.0	0	0	0	0
N.12.16	at Nevada*	1	1	2	3	5	0.0	0.0	0	0	0	0
N.19.16	at Wyoming*	--- Did Not Play - Injured ---										
N.26.16	Colorado State*	--- Did Not Play - Injured ---										
D.3.16	at Wyoming@	1	1	0	0	0	0.0	0.0	0	0	0	0
D.17.16	vs. Houston^	1	1	0	1	1	0.0	0.0	0	0	0	0
S.2.17	UC Davis	1	0	0	1	1	0.0	0.0	0	0	0	0
S.9.17	at Arizona State	1	0	2	0	2	0.0	0.0	0	0	0	0
S.16.17	No. 19/19 Stanford	1	0	1	0	1	0.0	0.0	0	0	0	0
S.23.17	at Air Force*	1	0	2	3	5	0.0	0.0	0	0	0	0
S.30.17	Northern Illinois	1	0	2	3	5	0.0	0.0	0	0	0	0
O.7.17	at UNLV*	1	0	0	1	1	0.0	0.0	0	1	0	0
O.14.17	Boise State*	1	0	1	0	1	0.0	0.0	0	0	0	0
O.21.17	Fresno State*	1	1	2	1	3	0.0	0.0	0	0	0	0

*Bold indicates season high. * - Mountain West game. `` - 2015 Sports Authority Mountain West Championship (Qualcomm Stadium; San Diego, Calif.). % - 2015 Hawai'i Bowl (Aloha Stadium; Honolulu, Hawaii). @ - 2016 Mountain West Championship (War Memorial Stadium; Laramie, Wyo.). ^ - 2016 Las Vegas Bowl (Sam Boyd Stadium; Las Vegas, Nev.).*

#56 DOMINIC GUDINO (GOO-deen-oh)
Off. Guard • TR-Freshman • 6-3 • 300 • Chula Vista, Calif. • Olympian HS

- **At San Diego State:** Athletic, young offensive lineman who worked himself into the two-deep for his true-freshman season ... Is listed as the backup to Daishawn Dixon at left guard, but has played three of the last four games with two starts.
- **2017 (True Freshman):** Has played in three games this year with two starts ... Was on the travel roster for each of the first four games of the season, but did not play ... Started the fifth game against Northern Illinois in his first career appearance with senior starter Antonio Rosales deemed not able to play with an ankle injury ... Was the first Aztec true freshman to start offense since current fullback Nick Bawden started at quarterback at Fresno State on Oct. 3, 2013 ... Played off the bench at UNLV ... Did not play vs. Boise State ... Earned the start at center for the first time of his career against Fresno State with Rosales still not fully healthy (Keith Ismael moved to right guard).
- **High School:** Won three varsity letters at Olympian High School in Chula Vista, Calif. ... Played on both sides of the line of scrimmage during his prep career, posting 97 tackles (71 solos) and 12.0 tackles for loss, according to MaxPreps ... Helped Olympian High reach the CIF San Diego Section Division II playoffs all four years, including a title game appearance during his senior campaign ... Was first-team all-league and first-team all-CIF ... Was a Blue-Grey All-American ... Captained Olympian High School for two years ... Also was on the Union-Tribune All-Academic Team for three years ... A three-star recruit by ESPN, 247sports and Scout ... Received a grade of 83 by 247sports and a 73 by ESPN ... Listed fifth among center prospects in both California and the West to go with a No. 22 national ranking, according to Scout ... Was also rated 14th nationally at his position by ESPN ... Also threw the shot put and discus on the track & field team.
- **Personal:** Dominic Angelo Gudino was born May 21, 1999, in San Diego ... Son of Tony and Aida Gudino ... Originally committed to Nevada and also drew interest from Utah, Arizona, Oregon State, Colorado State, Army West Point, New Mexico, Utah State and San José State during the recruiting process ... Is majoring in kinesiology.

Gudino's Career Statistics

Season	GP	GS
2017	3	2
Career	3	2

Gudino's Career Game-by-Game

Date	Opponent	GP	GS/POS
S.2.17	UC Davis		--- Did Not Play ---

S.9.17	at Arizona State		--- Did Not Play ---
S.16.17	No. 19/19 Stanford		--- Did Not Play ---
S.23.17	at Air Force*		--- Did Not Play ---
S.30.17	Northern Illinois	1	RG
O.7.17	at UNLV*	1	
O.14.17	Boise State*		--- Did Not Play ---
O.21.17	Fresno State*	1	C

* - Mountain West game.

#23 DARREN HALL

Warrior • TR-Freshman • 6-0 • 170 • Pasadena, Calif. • Rancho Cucamonga HS

- **At San Diego State:** Already in the mix for playing time as a true freshman, set to back up senior Trey Lomax at one of the two Warrior spots.
- **2017 (True Freshman):** Is one of four true freshman who has played in a game this season (also linebacker Andrew Aleki, right guard Dominic Gudino and Warrior Tariq Thompson) ... Has two tackles (both solo) in two games on the season ... Played late against UC Davis in the opener, recording two solo tackles ... Did not play at Arizona State, vs. No. 19/19 Stanford, at Air Force or against Northern Illinois ... Played the last drive against UNLV without finding the statsheet ... Did not play vs. Boise State or against Fresno State.
- **High School:** Earned two letters at Rancho Cucamonga High School in Rancho Cucamonga, Calif. ... Led the Cougars to a 12-1 record last year, including a 5-0 mark in league play ... According to MaxPreps, had 95 tackles, 11 pass deflections, two forced fumbles, an interception and a fumble recovery over his two years ... Was a first-team all-league selection and a two-time all-Inland Valley pick ... Won the outstanding defensive back-of-the-year award ... Was a consensus three-star recruit by Rivals, ESPN, 247sports and Scout ... Received a grade of 85 by 247sports and a 73 by ESPN ... Labeled as the 17th-best cornerback in California by Scout ... Also on the principal honor roll and a honor roll ... Competed on the track and field team at RCHS.
- **Personal:** Darren Reginald Hall was born May 2, 2000, in Baldwin Park, Calif. ... Chose the Aztecs over Colorado, Utah, Washington State, Oregon State, Brigham Young, Colorado State, New Mexico, Hawai'i, Nevada, UNLV, San José State and Fresno State ... Is majoring in communication with a focus in liberal arts.

D. Hall's Career Statistics

Season	GP	GS	UA	A	TT	TFL	Sk	Int.	PBU	FF	FR
2017	2	0	2	0	2	0.0	0.0	0	0	0	0
Career	2	0	2	0	2	0.0	0.0	0	0	0	0

Career/2017 Highs: Tackles: 2 vs. UC Davis (9/2/17).

D. Hall's Career Game-by-Game

Date	Opponent	GP	GS	UA	A	TT	TFL	Sk.	Int.	PBU	FF	FR
S.2.17	UC Davis	1	0	2	0	2	0.0	0.0	0	0	0	0
S.9.17	at Arizona State											
S.16.17	No. 19/19 Stanford											
S.23.17	at Air Force*											
S.30.17	Northern Illinois											
O.7.17	at UNLV*	1	0	0	0	0	0.0	0.0	0	0	0	0
O.14.17	Boise State*											
O.21.17	Fresno State*											

*Bold indicates season high. * - Mountain West game.*

#95 NOBLE HALL

Defensive End • Junior • 6-3 • 265 • Las Vegas, Nev. • Valley HS

- **At San Diego State:** Athletic, mobile defensive lineman who redshirted the 2015 campaign, adding weight and bulk to his frame ... Started all 14 games last year at defensive tackle and has started 17 overall over his career at the spot, but logged his first eight starts at defensive end this season ... Previously known as Eric Burrell, but legally changed his name to honor his father, who was shot and killed before he was born ... Over the last nine games (including last year's Las Vegas Bowl), has totaled 40 tackles (18 solo), 8.5 tackles for loss, 3.5 sacks and two forced fumbles.
- **2017 (Junior):** Is a preseason second-team all-Mountain West selection by *Lindy's Sports*,

and a third-team pick by *Athlon Sports* and *Phil Steele Magazine* ... Also has been listed as "SDSU's Key Player to a Successful Season" by Pete Fiutak of *Campus Insiders* ... Is off to a fast start, starting all eight games this season at defensive end and making 28 tackles (16 solo), including 6.5 tackles for a loss of 35 yards, 2.5 sacks for 21 yards, two forced fumbles and three quarterback hurries ... Is tied for eighth in tackles per game (3.5) by defensive linemen ... Started the opener for the 15th straight game and 18th time overall, logging four tackles (three solo) and two tackles for loss ... Tied a then career high in both tackles (4) and TFL (2.0) with his four overall stops also tying for the most on the team ... All four stops came on rushing plays ... Also added a quarterback hurry ... Was named the MW Defensive Player of the Week for his play at Arizona State, when he set career highs in every category against the Sun Devils, registering five tackles (four solo), 1.5 sacks for 13 yards, 2.5 tackles for loss for 20 yards and two forced fumbles ... The two forced fumbles are tied for the second most in a FBS game this season as he helped limit the high-powered ASU offense to just 44 rushing yards on 31 carries (1.4 avg.) ... The MW Defensive Player-of-the-Week award was his first career defensive honor, the first by an Aztec since Malik Smith won the weekly award on Nov. 30, 2015, the first by a SDSU defensive lineman since Jerome Long on Sept. 13, 2011 and just the third San Diego State defensive lineman to win the award in the MW era (since 1999) ... Had an 8-yard sack (and tackle for loss) in a start against No. 19/19 Stanford ... Registered a career-high-tying five tackles (two solo) in a start at Air Force ... Had three stops (one solo) in a start vs. Northern Illinois ... Recorded four tackles (two solo) with a 1-yard TFL and a QBH at UNLV in a start ... Made two tackles against Boise State in another start ... Registered four stops (one solo) with a quarterback hurry in a start against Fresno State.

- **2016 (Sophomore):** Started all 14 games on the year ... Had 26 tackles, six tackles for loss for 27 yards, three sacks for 19 yards, a pass breakup and five quarterback hurries ... Earned his fourth career start in the opener against New Hampshire, but did not record a stat ... Started for the second straight game vs. California, making two stops with a key quarterback hurry on Bear quarterback Davis Webb on a potential game-winning drive in the fourth quarter ... Had a solo stop in a third consecutive start at Northern Illinois ... Came up with a season-high and a career-high-tying four tackles in a start at South Alabama ... Also had 1.5 tackles for loss and a 9-yard sack ... Had two stops (one solo) and a quarterback hurry in a fifth consecutive start against UNLV ... Registered three tackles (two solo), including a 1-yard tackle for loss, at Fresno State in another start ... Also added his first pass breakup of the season (second of his career) ... Had two tackles (one solo) in a start vs. San José State ... Made two stops (both assisted) with 0.5 tackles for loss for two yards in a stat at Utah State ... Had one solo tackle and a quarterback hurry in a start against Hawai'i ... Made three tackles and added a quarterback hurry in a 10th straight start at Nevada ... Came up with two tackles (one solo), including an 8-yard sack (and tackle for loss) at Wyoming ... Made a solo tackle in a 12th consecutive start vs. Colorado State ... Had an assisted tackle in a start at Wyoming in the MW Championship game ... Had a good game against Houston in the Las Vegas Bowl, making two solo stops - both for a loss of five yards - and a 2-yard sack ... The two tackles for loss were a career high.

- **2015 (Freshman):** Started three games on the season (first three) and played in first 11 as a redshirt freshman before missing the final three games with an injury ... Had 20 tackles with six tackles for loss, 0.5 sacks, a forced fumble, a pass breakup and four quarterback hurries ... Was the only freshman to start in the opener (defense or offense) vs. San Diego, earning the nod at defensive tackle ... Finished with two tackles (one solo), including 0.5 tackles for loss, and a quarterback hurry ... Had three assisted stops in his second straight start at California ... Made his third consecutive start vs. South Alabama, making one solo tackle, a 1-yard loss ... Had arguably the best game of his young career at Penn State off the bench, recording career bests in tackles (4) and tackles for loss (1.5) ... Played off the bench vs. Fresno State, but failed to record a stat for the first time of the season ... Had another good game at Hawai'i with three tackles, including a 1/2 sack (and tackle for loss) for four yards ... Recorded a solo tackle - a 1-yard loss - off the pine at San José State ... Had another good game against Utah State with two solo tackles, including a 1-yard loss, and the first forced fumble of his career ... Made four stops with 0.5 tackles for loss in a reserve role at Colorado State ... Recorded his first career pass breakup off the pine against Wyoming ... Was held off the stat sheet off the bench at UNLV ... Did not play for the first time of his career vs. Nevada, nursing an injury ... Also did not play vs. Air Force in the MW Championship or against Cincinnati in the Hawai'i Bowl.

- **2014 (Redshirt):** Redshirted his first season on The Mesa, where he was named the SDSU Defensive Scout Team Player of the Year.

- **High School:** A three-year letterwinner and a three-time team captain at Valley High in Las Vegas, Nev. ... An all-city team selection ... Recorded 64 total tackles, four sacks and an interception returned for a touchdown as a junior ... Previously known as Eric Burrell, but legally changed his name to honor his father, who was shot and killed before he was born ... Also

earned three letters in basketball ... Received three stars from ESPN and 247sports.com, and two stars from Rivals and Scouts ... Got a grade of 81 at tight end by 247sports and a 74 by ESPN.

- **Personal:** Noble Hall was born June 7, 1996, in Las Vegas, Nev. ... Son of Tynasha Chism ... Chose SDSU over other offers from Army, Idaho and Northern Arizona ... Is majoring in interdisciplinary studies.

N. Hall's Career Statistics

Season	GP	GS	UA	A	TT	TFL	Sk	Int.	PBU	FF	FR
2015	11	3	8	12	20	6.0	0.5	0	1	1	0
2016	14	14	12	14	26	6.0	3.0	0	1	0	0
2017	8	8	16	12	28	6.5	2.5	0	0	2	0
Career	33	25	36	38	74	18.5	6.0	0	1	3	0

Career Highs: Tackles: 5 at Air Force (9/23/17), at Arizona State (9/9/17); Tackles For Loss: 2.5 at Arizona State (9/9/17); Sacks: 1.5 at Arizona State (9/9/17); Pass Breakups: 1 at Fresno State (10/14/16), vs. Wyoming (11/14/15); Forced Fumbles: 2 at Arizona State (9/9/17).

2017 Highs: Tackles: 5 at Air Force (9/23/17), at Arizona State (9/9/17); Tackles For Loss: 2.5 at Arizona State (9/9/17); Sacks: 1.5 at Arizona State (9/9/17); Forced Fumbles: 2 at Arizona State (9/9/17).

N. Hall's Career Game-by-Game

Date	Opponent	GP	GS	UA	A	TT	TFL	Sk.	Int.	PBU	FF	FR
S.5.15	San Diego	1	1	1	1	2	0.5	0.0	0	0	0	0
S.12.15	at California	1	1	0	3	3	0.0	0.0	0	0	0	0
S.19.15	South Alabama	1	1	1	0	1	1.0	0.0	0	0	0	0
S.26.15	at Penn State	1	0	2	2	4	1.5	0.0	0	0	0	0
O.3.15	Fresno State*	1	0	0	0	0	0.0	0.0	0	0	0	0
O.10.15	at Hawai'i*	1	0	1	2	3	0.5	0.5	0	0	0	0
O.17.15	at San José State*	1	0	1	0	1	1.0	0.0	0	0	0	0
O.23.15	Utah State*	1	0	2	0	2	1.0	0.0	0	0	1	0
O.31.15	at Colorado State*	1	0	0	4	4	0.5	0.0	0	0	0	0
N.14.15	Wyoming*	1	0	0	0	0	0.0	0.0	1	0	0	0
N.21.15	at UNLV*	1	0	0	0	0	0.0	0.0	0	0	0	0
N.28.15	Nevada*								---	---	---	---
D.5.15	Air Force`								---	---	---	---
D.24.15	vs. Cincinnati%								---	---	---	---
S.3.16	New Hampshire	1	1	0	0	0	0.0	0.0	0	0	0	0
S.10.16	California	1	1	0	2	2	0.0	0.0	0	0	0	0
S.17.16	at Northern Illinois	1	1	1	0	1	0.0	0.0	0	0	0	0
O.1.16	at South Alabama	1	1	1	3	4	1.5	1.0	0	0	0	0
O.8.16	UNLV*	1	1	1	1	2	0.0	0.0	0	0	0	0
O.14.16	at Fresno State*	1	1	2	1	3	0.0	0.0	0	1	0	0
O.21.16	San José State*	1	1	1	1	2	0.0	0.0	0	0	0	0
O.28.16	at Utah State*	1	1	0	2	2	0.5	0.0	0	0	0	0
N.5.16	Hawai'i*	1	1	1	0	1	0.0	0.0	0	0	0	0
N.12.16	at Nevada*	1	1	1	2	3	0.0	0.0	0	0	0	0
N.19.16	at Wyoming*	1	1	1	1	2	1.0	1.0	0	0	0	0
N.26.16	Colorado State*	1	1	1	0	1	0.0	0.0	0	0	0	0
D.3.16	at Wyoming@	1	1	0	1	1	0.0	0.0	0	0	0	0
D.17.16	vs. Houston^	1	1	2	0	2	2.0	1.0	0	0	0	0
S.2.17	UC Davis	1	1	3	1	4	2.0	0.0	0	0	0	0
S.9.17	at Arizona State	1	1	4	1	5	2.5	1.5	0	0	2	0
S.16.17	No. 19/19 Stanford	1	1	1	0	1	1.0	1.0	0	0	0	0
S.23.17	at Air Force*	1	1	2	3	5	0.0	0.0	0	0	0	0
S.30.17	Northern Illinois	1	1	1	2	3	0.0	0.0	0	0	0	0
O.7.17	at UNLV*	1	1	2	2	4	1.0	0.0	0	0	0	0
O.14.17	Boise State*	1	1	2	0	2	0.0	0.0	0	0	0	0
O.21.17	Fresno State*	1	1	1	3	4	0.0	0.0	0	0	0	0

*Bold indicates season high. * - Mountain West game. ` - 2015 Sports Authority Mountain West Championship (Qualcomm Stadium; San Diego, Calif.). % - 2015 Hawai'i Bowl (Aloha Stadium; Honolulu, Hawaii). @ - 2016 Mountain West Championship (War Memorial Stadium; Laramie, Wyo.). ^ - 2016 Las Vegas Bowl (Sam Boyd Stadium; Las Vegas, Nev.).*

#32 TAYLER HAWKINS

Cornerback • RS-Freshman • 6-1 • 200 • Palm Springs, Calif. • Palm Springs HS

- **At San Diego State:** Young, athletic cornerback, who will look to see action this year after redshirting in 2016 ... Was third on the depth chart at right cornerback heading into the season, but has worked himself up to the backup to senior Kameron Kelly at one of the two cornerback spots.
- **2017 (Freshman):** Has played in five of the team's eight games, including each of the last five, mainly on special teams ... Has three tackles (two solo) ... Did not play the first three games of the season because of a knee injury, missing games vs. UC Davis, at Arizona State and against No. 19/19 Stanford ... Made a solo stop at Air Force on special teams on his first career game ... Added another solo tackle vs. Northern Illinois ... Had an assisted tackle at UNLV ... Did not make a stat in special teams play vs. Boise State or against Fresno State.
- **2016 (Redshirt):** Redshirted his first season at San Diego State.
- **High School:** Was a four-year letterwinner at Palm Springs High School in Palm Springs, Calif., with fellow Aztec defensive back Trenton Thompson ... Led the Indians to a 24-3 (.889) record, including a 11-1 (.917) mark in league play, over the last two years ... Helped the 2015 squad capture a CIF Championship ... Caught 94 passes for 1,915 yards (20.4 avg.) and 25 touchdowns over his final two years (according to MaxPreps), as well as 196 rushing yards and three more scores on 27 carries (7.3 avg.) ... Over his final three years on defense (2013-15), totaled 133 tackles (96 solo), nine interceptions, 14 pass deflections, a forced fumble and two fumble recoveries ... Also punted 26 times for 962 yards (37.0 avg.) as a senior in 2015 ... Was a three-time first-team all-league selection and a two-time first-team all-CIF pick ... A three-star recruit by Rivals and 247sports as an "athlete" and a three-star recruit by Scout and ESPN as a cornerback ... Ranked as the 11th-best cornerback in California by Scout and the 12th best on the West Coast ... Received a grade of 85 by 247sports and a mark of 70 by ESPN ... Was also on the track and field team at PSHS.
- **Personal:** Tayler Colby Hawkins was born Dec. 27, 1997, in Palm Springs, Calif. ... Son of Kevin Hawkins and LaWanda Roy ... Picked the Aztecs over Arizona State, Colorado, Colorado State, Fresno State, Nevada, San Jose State, UNLV, Washington, Washington State and Wyoming ... Is majoring in business administration with an emphasis in accounting.

Hawkins' Career Statistics

Season	GP	GS	UA	A	TT	TFL	Sk	Int.	PBU	FF	FR
2017	5	0	2	1	3	0.0	0.0	0	0	0	0
Career	5	0	2	1	3	0.0	0.0	0	0	0	0

Career/2017 Highs: Tackles: 1 at UNLV (10/7/17), vs. Northern Illinois (9/30/17), at Air Force (9/23/17).

Hawkins' Career Game-by-Game

Date	Opponent	GP	GS	UA	A	TT	TFL	Sk.	Int.	PBU	FF	FR
S.2.17	UC Davis											
S.9.17	at Arizona State											
S.16.17	No. 19/19 Stanford											
S.23.17	at Air Force*	1	0	1	0	1	0.0	0.0	0	0	0	0
S.30.17	Northern Illinois	1	0	1	0	1	0.0	0.0	0	0	0	0
0.7.17	at UNLV*	1	0	0	1	1	0.0	0.0	0	0	0	0
0.14.17	Boise State*	1	0	0	0	0	0.0	0.0	0	0	0	0
0.21.17	Fresno State*	1	0	0	0	0	0.0	0.0	0	0	0	0

*Bold indicates season high. * - Mountain West game.*

#59 BRANDON HEICKLEN

Punter • Sophomore • 6-0 • 180 • Tarzana, Calif. • Boise State

- **At San Diego State:** Joined the Aztecs in the fall, assuming punting duties.
- **2017 (Sophomore):** Has punted 43 times on the season for 1,666 yards (38.7 avg.) ... Eleven (11) of this 43 punts have landed inside the 20-yard line, including six inside the 10, and 16 have been fair caught ... Has a long of 51 yards ... Has posted a net average of 33.5 ... Punted for the first time at the Division I level in the opener against UC Davis, punting three times for 111 yards (37.0 avg.) ... Two of his three punts landed inside the 20-yard line, including one on the 5 ... Two of his three punts were fair caught with the other going for a 0-yard return ... Has three touchbacks ... Punted four times for 153 yards (38.2 avg.) with a long of 43 at Arizona State ... Finished with a net average of 37.5 as only one of his four attempts were returned for just three yards ... Two of his punts ended up inside the 20, including

one at the 6 ... Punted five times for 192 yards (38.4 avg.) against No. 19/19 Stanford with a long boot of 49 yards ... Punted five times in stormy conditions at Air Force for 193 yards (38.6 avg.) with a career long of 51 yards ... Ended up with a touchback and one of his attempts was blocked (goes down as a "team" punt, which was returned to the Falcon 4-yard line, leading to a touchdown) ... Punted a career-high 10 times for 399 yards (39.9 avg.) vs. Northern Illinois ... The 39.9 average was a then career best, as was his three punts inside the 20-yard line and seven fair catches ... Posted a long of 49 yards ... Also was the team's holder for most of the game after Mikah Holder (also a wide receiver) was ejected for the game for a targeting call ... Punted three times for 115 yards (38.3 avg.) with two touchbacks and a long of 41 yards at UNLV ... Booted seven times for 248 yards (35.4 avg.) against Boise State with a long of 42 yards ... Two of his seven punts landed inside the 10-yard line ... Was called upon to punt six times for 255 yards (42.5 avg.) against Fresno State, landing two inside the 20, including one on the 11 and another on the 9 ... The 42.5 punt average was a career high, as was his 40.2 net average ... Posted a long of 50 yards (his second 50-yard punt of the season).

- **At Boise State (Spring 2017):** Practiced with the Broncos during the spring campaign, but transferred to SDSU in time for fall camp.
- **At Santa Monica College (2015-16):** Redshirted the 2016 season at Santa Monica College ... In 2015 averaged 43.8 yards over 37 punts with a long of 62 yards ... Had 16 of his punts land inside the 20-yard line with only three touchbacks.
- **High School:** Lettered at El Camino Real High School ... Was a two-time all-West Valley League first-team selection (2013-14) ... Also was an all-city first-team pick in 2014 ... Averaged 47.3 yards with a long of 67 as a senior in 2014 ... As a junior, punted 29 times, averaging 42.9 yards per punt ... Averaged 41.2 yards per punt as a sophomore.
- **Personal:** Brandon Matthew Heicklen was born July 8, 1997, in Santa Monica, Calif. ... Son of Michael and Claire Heicklen ... Is majoring in economics.

Heicklen's Career Statistics

Season	GP	GS	No.	Yds.	Avg.	Net	TB	FC	I20	50+	Lg.
2017	8	8	43	1,666	38.7	33.5	3	16	11	2	51
Career	8	8	43	1,666	38.7	33.5	3	16	11	2	51

Career/2017 Highs: Punts: 10 vs. Northern Illinois (9/30/17); Yards: 399 vs. Northern Illinois (9/30/17); Avg. (min. 2 attempts): 42.5 (6-for-255) vs. Fresno State (10/14/17); Net Avg. (min. 2 attempts): 40.2 vs. Fresno State (10/14/17); Punt Long: 51 at Air Force (9/23/17); Fair Caught: 7 vs. Northern Illinois (9/30/17); Inside 20: 3 vs. Northern Illinois (9/30/17).

Heicklen's Career Game-by-Game

Date	Opponent	GP	GS	No.	Yds.	Avg.	Net	TB	FC	I20	Lg
S.2.17	UC Davis	1	*	3	111	37.0	37.0	0	2	2	38
S.9.17	at Arizona State	1	*	4	153	38.2	37.5	0	1	2	43
S.16.17	No. 19/19 Stanford	1	*	5	192	38.4	33.4	0	0	0	49
S.23.17	at Air Force*	1	*	5	193	38.6	33.6	1	0	0	51
S.30.17	Northern Illinois	1	*	10	399	39.9	36.7	0	7	3	49
0.7.17	at UNLV*	1	*	3	115	38.3	25.7	2	0	0	41
0.14.17	Boise State*	1	*	7	248	35.4	27.3	0	2	2	42
0.21.17	Fresno State*	1	*	6	255	42.5	40.2	0	4	2	50

*Bold indicates season high. GS - * in this category indicates the player was on the field the first time San Diego State was in the punt formation. * - Mountain West game.*

#46 JAY HENDERSON

Linebacker • Senior • 6-2 • 230 • Phelan, Calif. • Serrano HS

- **At San Diego State:** Talented athlete, who moved back to linebacker late last season after moving to defensive end in the spring of 2016 ... Is listed as the starting middle linebacker heading into the weekend.
- **2017 (Senior):** Started all eight games this season at linebacker ... Has 15 tackles (10 solo), including 6.5 tackles for a loss of 38 yards, four sacks for 29 yards, a pass breakup and three quarterback hurries ... Ranks in a tie for sixth in the Mountain West in sacks per game (0.50) and in a tie for eighth in tackles for loss per game (0.81) ... Started the opener against UC Davis and came up with one assisted stop and a pass breakup ... The PBU led to a Tariq Thompson interception ... Made two solo tackles in another start at Arizona State ... Did not record a stat in a start against No. 19/19 Stanford ... Made two tackles, including a 5-yard tackle for loss, and a quarterback hurry in a start at Air Force ... Had a monster game against Northern Illinois, finishing with career highs in tackles (6), sacks (3.0) and tackles for loss (4.0) ... The four tackles for loss were the most by an Aztec since Calvin Munson had four at San Jose State

on Oct. 17, 2015 and tied for the ninth most in a game this season ... The three sacks were the most by an Aztec since Kyle Kelley had 3.5 vs. Cincinnati in the Hawai'i Bowl on Dec. 24, 2015 and tied for the eighth most in a game this year ... Entered the game with just five tackles, one tackle for loss and zero sacks in four games ... Also added a QBH ... Had another solid outing on the road at UNLV with two tackles (one solo), 1.5 tackles for loss for eight yards and a 7-yard sack ... Did not find the stat sheet in a start vs. Boise State ... Started for the eighth straight game against Fresno State and recorded two tackles (one solo) with a quarterback hurry.

- **2016 (Junior):** Played in 11 of the team's 14 games with three starts ... Had 15 tackles, including 10 solo stops, 2.5 sacks for 18 yards, three tackles for loss, a forced fumble, a pass breakup and seven quarterback hurries ... Did not play in the opener vs. New Hampshire ... Logged statless time on special teams against California ... Did not play in road games at Northern Illinois and at South Alabama ... Saw time at linebacker for the first time of the season against UNLV without recording a stat ... Also logged statless time at Fresno State, vs. San José State and at Utah State ... Made his first tackle of the season late in the game against Hawai'i ... Logged statless time on special teams and at linebacker late at Nevada ... Had a breakout game at Wyoming in his first career start, making a career-high four tackles (three solo), his first career sack (and tackle for loss) for five yards, first career pass breakup and first four career quarterback hurries ... Made four stops (three solo) in his second career start vs. Colorado State ... Started for a third straight game at Wyoming in the MW Championship game, recording three tackles (two solo), 0.5 tackles for loss, a forced fumble and two quarterback hurries ... The forced fumble was the first of his career ... Had another solid outing vs. Houston at the Las Vegas Bowl, making three tackles, including career highs of 1.5 tackles for loss and 1.5 sacks for 13 yards.
- **2015 (Sophomore):** Played in nine games off the bench for the 2015 straight season, making three tackles (two solo) ... Mainly logged playing time on special teams ... Tackles came vs. South Alabama (solo), at Penn State (assisted) and vs. Utah State (solo) ... Other appearances were vs. San Diego, at San José State, at UNLV, against Nevada, vs. Air Force in the MW Championship game and against Cincinnati in the Hawai'i Bowl.
- **2014 (Freshman):** Played in nine games as a true freshman, mainly on special teams ... Finished with three solo tackles on the year, all coming in an Aztec win vs. UNLV ... Made his collegiate debut at No. 21/23 North Carolina ... Also saw time at Oregon State, at Fresno State, at New Mexico, vs. Hawai'i, at Boise State, vs. San José State and vs. Navy in the Poinsettia Bowl.
- **High School:** Lettered four years at Serrano High School in Phelan, Calif. ... Was a two-time all-league selection and the league's defensive MVP as a senior ... Recorded 57 total tackles and 5.5 sacks as a senior, leading the Diamondbacks to a 10-2 overall record ... Caused five fumbles, blocked two punts and recovered a fumble ... Also caught 15 passes for 219 yards and scored four total touchdowns on offense ... Was a three-star recruit by *Rivals.com*, *Scout.com*, *ESPN.com* and *247sports.com* ... Earned an 83 grade by *247sports* and a 74 by *ESPN* ... Also ran track at Serrano High.
- **Personal:** Jeaujouray Henderson was born Nov. 9, 1995, in Los Angeles, Calif. ... Son of Jakiesna Smith ... Picked San Diego State over other offers from Boise State, Colorado, Colorado State and Nevada ... Is majoring in interdisciplinary studies.

Henderson's Career Statistics

Season	GP	GS	UA	A	TT	TFL	Sk	Int.	PBU	FF	FR
2014	9	0	3	0	3	0.0	0.0	0	0	0	0
2015	9	0	2	1	3	0.0	0.0	0	0	0	0
2016	11	3	10	5	15	3.0	2.5	0	1	1	0
2017	8	8	10	5	15	6.5	4.0	0	1	0	0
Career	37	11	25	11	36	9.5	6.5	0	2	1	0

Career Highs: Tackles: 6 vs. Northern Illinois (9/30/17); Tackles For Loss: 4.0 vs. Northern Illinois (9/30/17); Sacks: 3.0 vs. Northern Illinois (9/30/17); Pass Breakups: 1 vs. UC Davis (9/2/17), at Wyoming (11/19/16); Forced Fumbles: 1 at Wyoming (12/3/16).

2017 Highs: Tackles: 6 vs. Northern Illinois (9/30/17); Tackles For Loss: 4.0 vs. Northern Illinois (9/30/17); Sacks: 3.0 vs. Northern Illinois (9/30/17); Pass Breakups: 1 vs. UC Davis (9/2/17).

Henderson's Career Game-by-Game

Date	Opponent	GP	GS	UA	A	TT	TFL	Sk.	Int.	PBU	FF	FR
A.30.14	Northern Arizona	--- Did Not Play ---										
S.6.14	at 21/23 No. Carolina	1	0	0	0	0	0.0	0.0	0	0	0	0
S.20.14	at Oregon State	1	0	0	0	0	0.0	0.0	0	0	0	0
S.27.14	UNLV*	1	0	3	0	3	0.0	0.0	0	0	0	0

O.3.14	at Fresno State*	1	0	0	0	0	0.0	0.0	0	0	0	0
O.10.14	at New Mexico*	1	0	0	0	0	0.0	0.0	0	0	0	0
O.18.14	Hawai'i*	1	0	0	0	0	0.0	0.0	0	0	0	0
N.1.14	at Nevada*	--- Did Not Play ---										
N.8.14	Idaho	--- Did Not Play ---										
N.15.14	at Boise State*	1	0	0	0	0	0.0	0.0	0	0	0	0
N.21.14	Air Force*	--- Did Not Play ---										
N.29.14	San José State*	1	0	0	0	0	0.0	0.0	0	0	0	0
D.23.14	Navy#	1	0	0	0	0	0.0	0.0	0	0	0	0
S.5.15	San Diego	1	0	0	0	0	0.0	0.0	0	0	0	0
S.12.15	at California	--- Did Not Play ---										
S.19.15	South Alabama	1	0	1	0	1	0.0	0.0	0	0	0	0
S.26.15	at Penn State	1	0	0	1	1	0.0	0.0	0	0	0	0
O.3.15	Fresno State*	--- Did Not Play ---										
O.10.15	at Hawai'i*	--- Did Not Play ---										
O.17.15	at San José State*	1	0	0	0	0	0.0	0.0	0	0	0	0
O.23.15	Utah State*	1	0	1	0	1	0.0	0.0	0	0	0	0
O.31.15	at Colorado State*	--- Did Not Play ---										
N.14.15	Wyoming*	--- Did Not Play ---										
N.21.15	at UNLV*	1	0	0	0	0	0.0	0.0	0	0	0	0
N.28.15	Nevada**	1	0	0	0	0	0.0	0.0	0	0	0	0
D.5.15	Air Force``	1	0	0	0	0	0.0	0.0	0	0	0	0
D.24.15	vs. Cincinnati%	1	0	0	0	0	0.0	0.0	0	0	0	0
S.3.16	New Hampshire	--- Did Not Play ---										
S.10.16	California	1	0	0	0	0	0.0	0.0	0	0	0	0
S.17.16	at Northern Illinois	--- Did Not Play ---										
O.1.16	at South Alabama	--- Did Not Play ---										
O.8.16	UNLV*	1	0	0	0	0	0.0	0.0	0	0	0	0
O.14.16	at Fresno State*	1	0	0	0	0	0.0	0.0	0	0	0	0
O.21.16	San José State*	1	0	0	0	0	0.0	0.0	0	0	0	0
O.28.16	at Utah State*	1	0	0	0	0	0.0	0.0	0	0	0	0
N.5.16	Hawai'i*	1	0	1	0	1	0.0	0.0	0	0	0	0
N.12.16	at Nevada*	1	0	0	0	0	0.0	0.0	0	0	0	0
N.19.16	at Wyoming*	1	1	3	1	4	1.0	1.0	0	1	0	0
N.26.16	Colorado State*	1	1	3	1	4	0.0	0.0	0	0	0	0
D.3.16	at Wyoming@	1	1	2	1	3	0.5	0.0	0	0	1	0
D.17.16	vs. Houston^	1	0	1	2	3	1.5	1.5	0	0	0	0
S.2.17	UC Davis	1	1	0	1	1	0.0	0.0	0	1	0	0
S.9.17	at Arizona State	1	1	2	0	2	0.0	0.0	0	0	0	0
S.16.17	No. 19/19 Stanford	1	1	0	0	0	0.0	0.0	0	0	0	0
S.23.17	at Air Force*	1	1	1	1	2	1.0	0.0	0	0	0	0
S.30.17	Northern Illinois	1	1	5	1	6	4.0	3.0	0	0	0	0
O.7.17	at UNLV*	1	1	1	1	2	1.5	1.0	0	0	0	0
O.14.17	Boise State*	1	1	0	0	0	0.0	0.0	0	0	0	0
O.21.17	Fresno State*	1	1	1	1	2	0.0	0.0	0	0	0	0

*Bold indicates season high. * - Mountain West game. # - 2014 San Diego County Credit Union Poinsettia Bowl (Qualcomm Stadium; San Diego, Calif.). `` - 2015 Sports Authority Mountain West Championship (Qualcomm Stadium; San Diego, Calif.). % - 2015 Hawai'i Bowl (Aloha Stadium; Honolulu, Hawaii). @ - 2016 Mountain West Championship (War Memorial Stadium; Laramie, Wyo.). ^ - 2016 Las Vegas Bowl (Sam Boyd Stadium; Las Vegas, Nev.).*

#6 MIKAH HOLDER

Wide Receiver • Senior • 6-0 • 185 • Oceanside, Calif. • Oceanside HS

- **At San Diego State:** An athletic, playmaking true senior who worked into the playing mix in 2014 as a freshman with injuries to starters Ezell Ruffin and Eric Judge ... Then started the most games for the Aztecs at wide receiver over the past two-plus years, including 11 in 2015, 13 in 2016 and five this year ... Is listed as the starting 'X' wide receiver ... Is averaging 17.1 yards per catch over his career, which ranks second by an Aztec since 1996 (Derrick Lewis, 20.5 from 1999-01, min. 60 rec.) ... Is also sixth among the active FBS leaders in catch average (17.1, min. 80 rec.) ... Identical twin brother, Alijah, plays cornerback at Stanford, while his older brother, King, lettered at SDSU from 2011-13.
- **2017 (Senior):** Has been named a preseason second-team all-Mountain West selection by *Phil Steele Magazine* and a fourth-team pick by *Athlon Sports* ... Has played in all seven games

this season with four starts ... Has team highs of 25 receptions and 348 yards (13.9 avg.) with a long of 26 yards ... Came off the bench in the opener against UC Davis and had three catches for 19 yards (6.3 avg.) ... The three receptions were the second most on the team (most among wide receivers) and tied for the third most in the game ... Earned the start, his first of the season and 25th of his career at Arizona State and had a 7-yard catch ... Finished with a seven catches for 85 yards in a second straight start against No. 19/19 Stanford and identical twin brother, Alijah ... Set a career high with his seven receptions, three more than his previous best of four, which he accomplished four other times ... The 85 yards were a season high and third most of his career ... Came up with two catches for a game-high 46 yards (23.0 avg.) off the bench at Air Force with a long of 24 yards ... Came off the bench against Northern Illinois, but did not record a stat after being ejected late in the first quarter because of a targeting penalty on a Kahale Warring catch ... Had a career-high nine receptions for a season-high 144 yards at UNLV in a start ... Eclipsed 100 yards receiving for the second time of his career and first time since the 2016 opener against New Hampshire ... The nine receptions were the most by an Aztec since Ezell Ruffin had 10 receptions vs. Fresno State on Oct. 26, 2013 ... All nine of his catches were for first downs ... Now has two of the team's top receiving games (yards) since the beginning of the 2014 season ... Had a team-high three catches for 47 yards (15.7 avg.) in a start against Boise State ... Also added a 6-yard rush ... Came up with four catches for 35 yards (8.8 avg.) with a long of 11 yards in a start against Fresno State.

- **2016 (Junior):** Was a preseason fourth-team all-Mountain West selection by Athlon Sports ... Also was "SDSU's X-Factor" by Sports Illustrated and an "SDSU Player to Watch" by Lindy's Sports ... Caught 27 passes for 581 yards (21.5 avg.) and five touchdowns, leading the Aztecs in all three categories (tied for lead in catches, min. 4 receptions for average) despite missing the San José State game with an ankle injury ... Ranked seventh in the country in catch average (21.5) and third in the Mountain West ... Also ranked in a tie for 10th in the MW in receiving touchdowns (5) ... Finished with four catches for a career-high 160 receiving yards and a career-high-tying two touchdowns in a start in the opener vs. New Hampshire ... Broke 100 yards for the first time of his career and became the first Aztec with 100-plus receiving yards since Ezell Ruffin had 126 vs. Air Force on Nov. 21, 2014 ... Had SDSU's most receiving yards in a game since Ruffin had 165 vs. New Mexico on Nov. 2, 2013 ... Became the 82nd player in school history with a 100-yard receiving game (320th occasion overall) ... Had a career-long 86-yard reception, tied for the seventh longest in school history and the longest since Vincent Brown caught a 90-yarder on Nov. 20, 2010 vs. Utah ... Had two receptions for 15 yards (7.5 avg.) in another start vs. California ... Finished with team highs of four catches and 67 yards (16.8 avg.), including a 33-yard touchdown at Northern Illinois ... The touchdown put SDSU up, 28-0, in the second quarter ... Came up with two catches for 47 yards (24.0 avg.), including a team-long 33-yarder at South Alabama ... Had three catches for a game-high 68 yards (22.7 avg.) in a start vs. UNLV with a long of 28 yards ... Earned the start at Fresno State, but did not find the stat sheet after exiting early with an ankle injury ... Had his streak snapped of 13 straight games with at least one catch ... Tried to play, but was held out against San José State because of the ankle injury ... Played limited statless snaps in a start at Utah State ... Made two catches for 23 yards (11.5 avg.) in a start vs. Hawai'i ... Caught four passes for 45 yards and a touchdown in a start at Nevada ... The four catches tied a career high ... It was his fourth touchdown catch of the season (first since the Northern Illinois game) ... Started again at Wyoming, but did not record a stat ... Had another good game with three receptions for 87 yards and one touchdown vs. Colorado State ... The 87 yards were the second most of his career (160 vs. New Hampshire in the opener) ... The touchdown was a 25-yarder ... The touchdown was his fifth of the season and 11th of his career ... Had two catches for 56 yards (28.0 avg.) in a start against Wyoming in the Mountain West Championship game ... The catches were for 26 and 30 yards ... Made a 12-yard grab vs. Houston in the Las Vegas Bowl.

- **2015 (Sophomore):** Was deemed a "SDSU Player to Watch" by Lindy's Sports ... Played in all 14 games with 11 starts, registering 24 catches for team highs of 439 yards (18.3 avg.) and six touchdowns ... The six touchdown catches ranked in a tie for sixth in the Mountain West ... His 24 catches were second on the team ... Also returned six punts for 45 yards (7.5 avg.) ... Logged significant time in the opener vs. San Diego, making two catches for 24 yards (12.0 avg.) ... Made his first career start at California, making a team-high and game-high-tying three catches for 27 yards (9.0 avg.) ... Started for the second straight game vs. South Alabama and made the best of it, making two catches for 39 yards (19.5 avg.), including a long of 30 yards ... The 30-yarder was also his first career touchdown ... Had the best game of his career in a start at Penn State, recording career highs in receptions (4) and receiving yards (78), with a long of 31 yards ... Also had a 19-yard catch (his second straight game with a TD reception), which put SDSU up, 14-13, early in the second quarter ... Started for the fourth time vs. Fresno State, making a 6-yard grab ... Played off the bench in a limited role at Hawai'i while battling an injury, but did not make a catch for the first time all season ... Caught two passes for 38

yards (19.0 avg.) at San José State in his fifth start of the year with a long of 28 yards ... Also rushed for the first time of his career for eight yards ... Started again vs. Utah State and had an 18-yard touchdown catch ... Made two catches for 72 yards (36.0 avg.) at Colorado State, including a 43-yard grab to start the game ... Came off the bench against Wyoming, making three catches for 36 yards (12.0 avg.), including a pair of touchdowns ... The first 7-yarder put SDSU up, 14-0, while the second (4 yards) came just before halftime, giving the Aztecs a 21-0 lead at the break ... Became the first Aztec with multiple touchdown catches in the same game since Ezell Ruffin had two vs. Idaho on Nov. 8, 2014 ... Also returned his first two career punts for five yards (2.5 avg.) ... Had an 18-yard grab in another start at UNLV ... Started again vs. Nevada, making a 21-yard catch and returning a punt for a career-long 38 yards ... Had a career-long 48-yard grab in another start vs. Air Force ... Started vs. Cincinnati in the Hawai'i Bowl, making a 14-yard touchdown catch that put SDSU up, 14-0, early in the first quarter ... It was the first offensive touchdown of the game.

- **2014 (Freshman):** Played in 10 games as a true freshman, making five catches for 53 yards (10.6 avg.) ... Was on the travel squad, but did not see action vs. Northern Arizona ... Did not make the trip to No. 21/23 North Carolina ... Was on the travel squad to Oregon State, but did not appear in the game ... Played in his first career collegiate game vs. UNLV, making three catches for 33 yards (11.0 avg.) ... The three grabs were tied for the second most on the team ... Played at Fresno State without recording a stat ... Played again at New Mexico, but did not find the stat sheet ... Made a 12-yard grab off the bench against Hawai'i ... Played again at Nevada but did not record a stat ... Saw time against Idaho without making a stat ... Made an 8-yard catch in a reserve role at Boise State ... Logged snaps vs. Air Force, but did not record a stat ... Saw time off the pine vs. San José State without recording a stat ... Logged time in the Poinsettia Bowl vs. Navy without finding the stat sheet.
- **High School:** Played at nearby Oceanside High School, which had five alumni on the 2013 Aztec squad ... Recorded team highs of 41 receptions for 1,229 yards and 11 touchdowns as a senior in 2013 ... Also recorded 29 total tackles and one pass defended on defense ... Had 42 catches for 825 yards and 11 touchdowns as a junior in 2012 ... Is a three-star recruit by *Rivals.com*, *Scout.com*, *ESPN.com* and *247sports.com* ... Received a grade of 87 by *247sports* and 75 by *ESPN* ... Finished as the 85th-best receiver in the 2014 class.
- **Personal:** Mikah Holder was born Jan. 26, 1996, in Oceanside, Calif. ... Son of William and Angela Holder ... Picked SDSU over offers from Arizona, Brigham Young, Idaho, Nevada, San José State, Utah and Yale ... Majoring in public administration.

Holder's Career Statistics

Season	GP	GS	Rec.	Yds.	Avg.	Long	TD
2014	10	0	5	53	10.6	15	0
2015	14	11	24	439	18.3	48	6
2016	13	13	27	581	21.5	86	5
2017	8	5	29	383	13.2	26	0
Career	45	29	85	1,456	17.1	86	11

Career Highs: Receptions: 9 at UNLV (10/7/17); Receiving Yards: 160 vs. New Hampshire (9/3/16); Receiving Touchdowns: 2 vs. New Hampshire (9/3/16), vs. Wyoming (11/14/15); Long Reception: 86 vs. New Hampshire (9/3/16); Carries: 1 vs. Boise State (10/14/17), at San José State (10/17/15); Rushing Yards: 8 at San José State (10/17/15); Long Rush: 8 at San José State (10/17/15); Punt Returns: 2 vs. Air Force (12/5/15), vs. Wyoming (11/14/15); Punt Return Yards: 38 vs. Nevada (11/28/15); Long Punt Return: 38 vs. Nevada (11/28/15); All-Purpose Yards: 160 vs. New Hampshire (9/3/16).

2017 Highs: Receptions: 9 at UNLV (10/7/17); Receiving Yards: 144 at UNLV (10/7/17); Long Reception: 26 at UNLV (10/7/17); Carries: 1 vs. Boise State (10/14/17); Rushing Yards: 6 vs. Boise State (10/14/17); Long Rush: 6 vs. Boise State (10/14/17); All-Purpose Yards: 144 at UNLV (10/7/17).

Holder's Career Game-by-Game

Date	Opponent	GP	GS	No.	Yds.	Avg.	Lg.	TD	TD Lengths
A.30.14	Northern Arizona								--- Did Not Play ---
S.6.14	at 21/23 No. Carolina								--- Did Not Play ---
S.20.14	at Oregon State								--- Did Not Play ---
S.27.14	UNLV*	1	0	3	33	11.0	15	0	
O.3.14	at Fresno State*	1	0	0	0	0.0	0	0	
O.10.14	at New Mexico*	1	0	0	0	0.0	0	0	
O.18.14	Hawai'i*	1	0	1	12	12.0	12	0	
N.1.14	at Nevada*	1	0	0	0	0.0	0	0	
N.8.14	Idaho	1	0	0	0	0.0	0	0	

N.15.14	at Boise State*	1	0	1	8	8.0	8	0	
N.21.14	Air Force*	1	0	0	0	0.0	0	0	
N.29.14	San José State*	1	0	0	0	0.0	0	0	
D.2.14	Navy#	1	0	0	0	0.0	0	0	
S.5.15	San Diego	1	0	2	24	12.0	13	0	
S.12.15	at California	1	1	3	27	9.0	14	0	
S.19.15	South Alabama	1	1	2	39	19.5	30	1	30
S.26.15	at Penn State	1	1	4	78	19.5	31	1	19
O.3.15	Fresno State*	1	1	1	6	6.0	6	0	
O.10.15	at Hawai'i*	1	0	0	0	0.0	0	0	
O.17.15	at San José State*	1	1	2	38	19.0	28	0	
O.23.15	Utah State*	1	1	1	18	18.0	18	1	18
O.31.15	at Colorado State*	1	1	2	72	36.0	43	0	
N.14.15	Wyoming*	1	0	3	36	12.0	25	2	7, 4
N.21.15	at UNLV*	1	1	1	18	18.0	18	0	
N.28.15	Nevada*	1	1	1	21	21.0	21	0	
D.5.15	Air Force``	1	1	1	48	48.0	48	0	
D.24.15	vs. Cincinnati%	1	1	1	14	14.0	14	1	14
S.3.16	New Hampshire	1	1	4	160	40.0	86	2	86, 14
S.10.16	California	1	1	2	15	7.5	8	0	
S.17.16	at Northern Illinois	1	1	4	67	16.8	33	1	33
O.1.16	at South Alabama	1	1	2	48	24.0	33	0	
O.8.16	UNLV*	1	1	3	68	22.7	28	0	
O.14.16	at Fresno State*	1	1	0	0	0.0	0	0	
O.21.16	San José State*	--- Did Not Play - Injured ---							
O.28.16	at Utah State*	1	1	0	0	0.0	0	0	
N.5.16	Hawai'i*	1	1	2	23	11.5	12	0	
N.12.16	at Nevada*	1	1	4	45	11.3	22	1	6
N.19.16	at Wyoming*	1	1	0	0	0.0	0	0	
N.26.16	Colorado State*	1	1	3	87	29.0	37	1	25
D.3.16	at Wyoming@	1	1	2	56	28.0	30	0	
D.17.16	vs. Houston^	1	1	1	12	12.0	12	0	
S.2.17	UC Davis	1	0	3	19	6.3	8	0	
S.9.17	at Arizona State	1	1	1	7	7.0	7	0	
S.16.17	No. 19/19 Stanford	1	1	7	85	12.1	22	0	
S.23.17	at Air Force*	1	0	2	46	23.0	24	0	
S.30.17	Northern Illinois	1	0	0	0	0.0	0	0	
O.7.17	at UNLV*	1	1	9	144	16.0	26	0	
O.14.17	Boise State*	1	1	3	47	15.7	20	0	
O.21.17	Fresno State*	1	1	4	35	8.8	11	0	

Punt Returns

Date	Opponent	GP	GS	No.	Yds.	Avg.	Lg.	TD	TD Lengths
N.14.15	Wyoming*	1	*	2	5	2.5	5	0	
N.28.15	Nevada*	1	*	1	38	38.0	38	0	
D.5.15	Air Force``	1	*	2	-4	-2.0	0	0	
D.24.15	vs. Cincinnati%	1	*	1	6	6.0	6	0	

*Bold indicates season high. * - Mountain West game. # - 2014 San Diego County Credit Union Poinsettia Bowl (Qualcomm Stadium; San Diego, Calif.). `` - 2015 Sports Authority Mountain West Championship (Qualcomm Stadium; San Diego, Calif.). % - 2015 Hawai'i Bowl (Aloha Stadium; Honolulu, Hawaii). @ - 2016 Mountain West Championship (War Memorial Stadium; Laramie, Wyo.). ^ - 2016 Las Vegas Bowl (Sam Boyd Stadium; Las Vegas, Nev.). GS - * in this category the player was on the field the first time San Diego State was in the punt return formation.*

#82 PARKER HOUSTON

Tight End • Sophomore • 6-3 • 240 • Sparks, Nev. • Edward C. Reed HS

- **At San Diego State:** Young tight end with a good football IQ ... Excellent blocker, who plays bigger than his size ... Was on the two-deep most of last year behind second-team all-conference pick David Wells ... Also took over the short snapping duties on PATs and field goals with starter Turner Bernard out with an ACL injury ... Physical with good hands, who plays bigger than his 6-3 frame ... Is listed as the backup tight end and starting short snapper heading into the Hawai'i game.
- **2017 (Sophomore):** Has three catches for 41 yards (13.7 avg.) with a long of 23 yards in four starts and eight games played on the season ... Earned the start at tight end in the opener

vs. UC Davis with David Wells unable to go with an injury ... Had a career-long 23-yard catch ... Also started at Arizona State without finding the stat sheet ... Played off the bench vs. No. 19/19 Stanford without finding the stat sheet ... Started again at Air Force and vs. Northern Illinois, but did not record a stat ... Played statless time at UNLV off the bench ... Made an 11-yard reception off the bench against Boise State ... Followed that up with a 7-yard catch against Fresno State in a reserve role.

- **2016 (True Freshman):** Was one of two players to be named the team's outstanding freshman ... Played in each of his final 10 games with four starts, making five catches for 32 yards (6.4 avg.) and a touchdown with a long of 14 yards, while handling short snapping duties on PATs and field goals ... Did not play in the opener vs. New Hampshire or the following week against California ... Did not see any action at Northern Illinois or at South Alabama, but was on the travel squad ... Logged his first career collegiate snaps against UNLV, mainly on special teams, but a little in offensive situations ... Was the team's short snapper on PATs and field goals as well ... Earned his first career start at tight end at Fresno State, making his first career catch - a 14-yarder ... Played again off the bench against San José State without finding the stat sheet ... Had a 5-yard grab in his second career start at Utah State ... Made another start vs. Hawai'i, but did not record a stat ... Came off the bench in front of his hometown crowd at Nevada, but did not find the stat sheet ... Had a career-high two catches for eight yards (4.0 avg.) at Wyoming, including a 3-yard touchdown ... The touchdown was the first of his career and came with no time left in the first half, giving SDSU a 17-10 lead ... Played off the bench vs. Colorado State, but did not find the stat sheet ... Earned his fourth start of the season in the MW Championship game at Wyoming, but did not record a stat ... Had a 5-yard grab in a reserve role vs. Houston in the Las Vegas Bowl.
- **High School:** A two-year letterwinner at Edward C. Reed High School in Sparks, Nev. ... Led the Raiders to a 24-5 (.828) record over his two seasons, including a 9-1 (.900) mark in league play ... Helped the Raiders capture a regional championship in 2015 (13-1, 5-0 league) and finish with their first regular season undefeated team since 1983 ... Caught 42 passes for 377 yards and six touchdowns as a senior and 40 catches for 525 yards and 10 touchdowns as a junior ... Added 20 tackles on defense as a senior ... Was a two-time first-team all-league and all-region selection ... Also was a two-time all-state pick, including one first-team nod ... A three-star recruit by Rivals and Scout, and a two-star pick by 247sports ... Rivals and Scout ranks him as the No. 2 tight end in the state of Nevada ... Received a grade of 79 by Scout ... Also played basketball and baseball at Reed HS.
- **Personal:** Parker Houston was born Dec. 6, 1997, in Reno, Nev. ... Also received offers from Idaho, Nevada and Toledo in the recruiting process ... Is majoring in criminal justice.

Houston's Career Statistics

Receiving

Season	GP	GS	Rec.	Yds.	Avg.	Long	TD
2016	10	4	5	32	6.4	14	1
2017	8	4	3	41	13.7	23	0
Career	18	8	8	75	9.1	23	1

Career Highs: Receptions: 2 at Wyoming (11/19/16); Receiving Yards: 23 vs. UC Davis (9/2/17); Receiving Touchdowns: 1 at Wyoming (11/19/16); Long Reception: 23 vs. UC Davis (9/2/17).

2017 Highs: Receptions: 1 vs. Fresno State (10/21/17), vs. Boise State (10/14/17), vs. UC Davis (9/2/17); Receiving Yards: 23 vs. UC Davis (9/2/17); Long Reception: 23 vs. UC Davis (9/2/17).

Houston's Career Game-by-Game

Receiving

Date	Opponent	GP	GS	No.	Yds.	Avg.	Lg.	TD	TD Lengths
S.3.16	New Hampshire			--- Did Not Play ---					
S.10.16	California			--- Did Not Play ---					
S.17.16	at Northern Illinois			--- Did Not Play ---					
O.1.16	at South Alabama			--- Did Not Play ---					
O.8.16	UNLV*	1	0	0	0	0.0	0	0	
O.14.16	at Fresno State*	1	1	1	14	14.0	14	0	
O.21.16	San José State*	1	0	0	0	0.0	0	0	
O.28.16	at Utah State*	1	1	1	5	5.0	5	0	
N.5.16	Hawai'i*	1	1	0	0	0.0	0	0	
N.12.16	at Nevada*	1	0	0	0	0.0	0	0	
N.19.16	at Wyoming*	1	0	2	8	4.0	5	1	
N.26.16	Colorado State*	1	0	0	0	0.0	0	0	

D.3.16	at Wyoming@	1	1	0	0	0.0	0	0
D.17.16	vs. Houston^	1	0	1	5	5.0	5	0
S.2.17	UC Davis	1	1	1	23	23.0	23	0
S.9.17	at Arizona State	1	1	0	0	0.0	0	0
S.16.17	No. 19/19 Stanford	1	0	0	0	0.0	0	0
S.23.17	at Air Force*	1	1	0	0	0.0	0	0
S.30.17	Northern Illinois	1	1	0	0	0.0	0	0
O.7.17	at UNLV*	1	0	0	0	0.0	0	0
O.14.17	Boise State*	1	0	1	11	11.0	11	0
O.21.17	Fresno State*	1	0	1	7	7.0	7	0

*Bold indicates season high. * - Mountain West game. @ - 2016 Mountain West Championship (War Memorial Stadium; Laramie, Wyo.). ^ - 2016 Las Vegas Bowl (Sam Boyd Stadium; Las Vegas, Nev.).*

#60 KEITH ISMAEL (IZ-male)

Center • RS-Fr. • 6-3 • 310 • Oakland, Calif. • Sacred Heart Cathedral Prep

- **At San Diego State:** Big, athletic offensive lineman with excellent technique ... Has a ton of potential ... Was slated to start at left guard as a redshirt freshman heading into fall camp, but moved to center, where he is now projected to start once again vs. Hawai'i.
- **2017 (Freshman):** Started the team's eight games, including the first seven at center and the last game at right guard ... Logged his first career start in his first career game played at center in the opener against UC Davis ... Also started at center at Arizona State, again vs. No. 19/19 Stanford, at Air Force in the Mountain West opener, vs. Northern Illinois and against Boise State ... Started for the first time of his career at right guard against Fresno State with senior Antonio Rosales not healthy enough to play.
- **2016 (Redshirt):** Redshirted his first season with the Aztecs, but was on the two-deep and traveled the entire year as a true freshman.
- **High School:** Earned two letters at Sacred Heart Cathedral Prep in San Francisco ... Was a first-team all-league pick ... Also was a second-team all-metro honoree ... Named the team's offensive lineman MVP ... A two-star recruit by both Rivals and Scout ... Also played lacrosse at SHCP.
- **Personal:** Keith Edward Ismael was born July 25, 1998, in San Francisco ... Son of George Ismael and Johanna Woodby ... Picked San Diego State over offers from Air Force, Army, Colorado State, Eastern Washington, Hawai'i, Montana, San Jose State, UC Davis and Utah State ... Is majoring in aerospace engineering.

Ismael's Career Statistics

Season	GP	GS
2017	8	8
Career	8	8

Ismael's Career Game-by-Game

Date	Opponent	GP	GS/POS
S.2.17	UC Davis	1	C
S.9.17	at Arizona State	1	C
S.16.17	No. 19/19 Stanford	1	C
S.23.17	at Air Force*	1	C
S.30.17	Northern Illinois	1	C
O.7.17	at UNLV*	1	C
O.14.17	Boise State*	1	C
O.21.17	Fresno State*	1	RG

** - Mountain West game. @ - 2016 Mountain West Championship (War Memorial Stadium; Laramie, Wyo.). ^ - 2016 Las Vegas Bowl (Sam Boyd Stadium; Las Vegas, Nev.).*

#22 CHASE JASMIN

Running Back • RS-Freshman • 5-11 • 195 • Agoura Hills, Calif. • Westlake HS

- **At San Diego State:** Speedy, evasive running back ... Will look to get on the field this year after learning from Doak Walker Award finalist Donnel Pumphrey ... Is third on the depth chart heading into the Hawai'i game ... Also sees time on the special teams units.
- **2017 (Freshman):** Has played in the team's eight games, rushing 10 times for 30 yards (3.0 avg.) with a touchdown ... Also has three tackles (one solo) on special teams ... Played in

his first career game against UC Davis in the opener, carrying the ball four times for two yards (0.5 avg.) with a long of two ... Also saw time on multiple special teams units ... Logged statless time on special teams at Arizona State and again vs. No. 19/19 Stanford ... Recorded his first career tackle (an assisted one) at Air Force on special teams ... Logged snaps on special teams vs. Northern Illinois ... Had his best game at UNLV, carrying a career-high five times for a career-best 29 yards (5.8 avg.) with an 8-yard touchdown ... The touchdown was the first of his career ... Also added an assisted stop on special teams ... Made an assisted tackle against Boise State in special teams ... Carried the ball one time late against Fresno State, but it went down as a 1-yard loss.

- **2016 (Redshirt):** Utilized his redshirt season.
- **High School:** Earned three letters at Westlake High School in Westlake Village, Calif. ... Rushed for 2,808 yards and 24 touchdowns over his three-year career on 378 attempts (7.4 avg.), breaking 100 yards on 12 occasions (according to MaxPreps) ... Added 30 career receptions for 315 yards (10.5 avg.) and another score ... Ran for 979 yards and 11 touchdowns on 149 carries (6.6 avg.) as a senior with five 100-yard rushing games ... Also caught 14 passes for 198 yards (14.1 avg.) ... Rushed for 1,413 yards and 13 touchdowns on 157 attempts (9.0 avg.) as a junior with seven 100-yard rushing games ... Added nine catches for 54 yards (6.0 avg.) and another score ... Carried 72 times for 416 yards (5.8 avg.) and two touchdowns as a sophomore, while adding seven catches for 63 yards (9.0 avg.) ... An all-Marmonte League and all-CIF selection ... A three-star recruit by Rivals, Scout, 247sports and ESPN ... Scout ranks him as the eight-best running back in California and 10th on the West Coast ... Received a grade of 85 by Scout and a 75 by ESPN ... Also competed in boxing growing up.
- **Personal:** Chase Donovan Jasmin was born Sept. 10, 1998, in Agoura Hills, Calif. ... Son of Robert and Deborah Jasmin ... Also received offers from Arizona, Colorado, Montana State, Nevada, Oregon State, San Jose State, Washington, Washington State and Wyoming, while receiving interest from USC ... Undecided on a major.

Jasmin's Career Statistics

Season	Rushing						Receiving				
	GP	GS	Att.	Yds.	TD	Lg. 100+	No.	Yds.	Avg.	TD	Lg.
2017	7	0	10	30	1	8	0	0	0.0	0	0
Career	7	0	10	30	1	8	0	0	0.0	0	0

Career/2017 Highs: Carries: 5 at UNLV (10/7/17); Rushing Yards: 29 at UNLV (10/7/17); Rushing Touchdowns: 1 at UNLV (10/7/17); Long Rush: 8 at UNLV (10/7/17); All-Purpose Yards: 29 at UNLV (10/7/17); Tackles: 1 vs. Boise State (10/14/17), at UNLV (10/7/17), at Air Force (9/23/17).

Jasmin's Career Game-by-Game

Date	Opponent	Rushing					Receiving			
		GP	GS	Att.	Yds.	Avg.	TD	No.	Yds.	TD
S.2.17	UC Davis	1	0	4	2	0.5	0	0	0	0
S.9.17	at Arizona State	1	0	0	0	0.0	0	0	0	0
S.16.17	No. 19/19 Stanford	1	0	0	0	0.0	0	0	0	0
S.23.17	at Air Force*	1	0	0	0	0.0	0	0	0	0
S.30.17	Northern Illinois	1	0	0	0	0.0	0	0	0	0
O.7.17	at UNLV*	1	0	5	29	5.8	1	0	0	0
O.14.17	Boise State*	1	0	0	0	0.0	0	0	0	0
O.21.17	Fresno State*	1	0	1	-1	-1.0	0	0	0	0

*Bold indicates season high. * - Mountain West game.*

#37 DWAYNE JOHNSON JR.

Aztec • RS-Freshman • 6-2 • 205 • Murrieta, Calif. • Vista Murrieta HS

- **At San Diego State:** Hard-hitting safety who figures to get time now in his second season with the program ... Is listed as the backup to Parker Baldwin heading into the Hawai'i game.
- **2017 (Freshman):** Has played in seven of the team's eight games on the season, making six tackles (four solo) with a 7-yard tackle for loss ... Logged his first career snaps against UC Davis in the opener, recording three tackles (all solo), including a 7-yard tackle for loss ... Logged special teams snaps late at Arizona State, but did not record a stat ... Did not play vs. No. 19/19 Stanford ... Played statless time on special teams at Air Force and vs. Northern Illinois ... Had two tackles late on defense at UNLV in a reserve role ... Logged statless snaps late against Boise State ... Made one assisted tackle in 11 snaps late against Fresno State.
- **2016 (Redshirt):** Redshirted his first year with the Aztecs.
- **High School:** Was a three-year letterwinner at Vista Murrieta High School ... Over his three

years the Broncos went 35-7 (.833) and 15-0 in league play ... Led VMHS to a 12-2 record as a senior, including a 5-0 mark in league play and eventual No. 12 state ranking ... Vista Murrieta was also 11-3 (5-0 league) in 2014 and 12-2 (5-0 league) in 2013 ... Totaled 207 tackles (120 solo), seven tackles for loss, eight interceptions, 22 pass deflections, a forced fumble, three fumble recoveries, two blocked punts and a blocked field goal over his final two years (according to MaxPreps) ... Is a three-star recruit by Scout and 247 sports, and a two-star recruit by Rivals and ESPN ... Scout rated him as the 17th-best safety in California and the 26th best on the West Coast ... Received a grade of 83 by 247sports and a 68 by ESPN ... Was a member of the basketball team at Vista Murrieta HS.

- **Personal:** Dwayne W. Johnson, Jr., was born March 11, 1997, in Oceanside, Calif. ... Son of Dwayne Johnson, Sr., and Keshia Johnson, and stepson of Rekiro Hicks ... Chose the Aztecs over an offer from UNLV, while also receiving interest from Fresno State ... Undecided on a major.

Johnson's Career Statistics

Season	GP	GS	UA	A	TT	TFL	Sk	Int.	PBU	FF	FR
2017	7	0	4	2	6	1.0	0.0	0	0	0	0
Career	7	0	4	2	6	1.0	0.0	0	0	0	0

Career/2017 Highs: Tackles: 3 vs. UC Davis (9/2/17); Tackles For Loss: 1.0 vs. UC Davis (9/2/17).

Johnson's Career Game-by-Game

Date	Opponent	GP	GS	UA	A	TT	TFL	Sk.	Int.	PBU	FF	FR
S.2.17	UC Davis	1	0	3	0	3	1.0	0.0	0	0	0	0
S.9.17	at Arizona State	1	0	0	0	0	0.0	0.0	0	0	0	0
S.16.17	No. 19/19 Stanford	--- Did Not Play ---										
S.23.17	at Air Force*	1	0	0	0	0	0.0	0.0	0	0	0	0
S.30.17	Northern Illinois	1	0	0	0	0	0.0	0.0	0	0	0	0
O.7.17	at UNLV*	1	0	1	1	2	0.0	0.0	0	0	0	0
O.14.17	Boise State*	1	0	0	0	0	0.0	0.0	0	0	0	0
O.21.17	Fresno State*	1	0	0	1	1	0.0	0.0	0	0	0	0

*Bold indicates season high. * - Mountain West game.*

#7 KAMERON KELLY

Cornerback • Senior • 6-2 • 200 • Murphy, Texas • Wylie High

- **At San Diego State:** An athletic, player who came to SDSU as an "athlete" and played right away as a true freshman in 2014 ... Made the move to cornerback this year after playing as a Warrior (safety) his first three seasons ... Also can be used as a kick returner ... Is listed as one of the two starting cornerbacks heading into his final season.
- **2017 (Senior):** Has been chosen as a captain by his teammates ... Has been named a pre-season second-team all-Mountain West selection by *Phil Steele Magazine* and a third-team pick by *Athlon Sports*, despite playing safety his first three years at SDSU ... *College Football News* deemed him the "No. 19 Cornerback in FBS" ... Has started all eight games this season at cornerback ... Has 42 tackles (36 solo) with four tackles for loss, two sacks, three pass breakups, two interceptions for 44 yards (22.0 avg.) and a forced fumble ... His 36 solo stops are the most on the team ... Is ranked in a tie for sixth in the MW in interceptions (2) ... Also has returned one kick for 14 yards ... Started for the first time of his career at cornerback in the opener against UC Davis, making four solo tackles and adding a 4-yard tackle for loss ... Also returned a kick for 14 yards ... Registered five tackles (all solo) with a career-high two pass breakups in a second start at cornerback at Arizona State ... Was named the Bronko Nagurski National Defensive Player of the Week and the Mountain West Defensive Player of the Week for his play against No. 19/19 Stanford, when he had six tackles (five solo), with a career-high two sacks, career-best two tackles for loss, his first career forced fumble and an interception ... Became the second Aztec and first since Matt McCoy in 2004 to win the Bronko Nagurski national weekly award and the second straight Aztec to win the MW defensive award (Noble Hall) ... The two sacks were the first of his career (in his 36th game) as was the forced fumble, which stopped the Cardinal from driving in the waning moments of the second quarter ... He added an interception on Stanford's final drive, preserving the Aztec win ... Came up with four stops (three solo) at Air Force ... Recorded nine tackles (seven solo) with a 44-yard interception return against Northern Illinois ... Registered five stops (four solo), a tackle for loss and a pass breakup in a start at UNLV ... Tallied five tackles (four solo) in a start against Boise State ... Came up with four tackles (all solo) in another start against Fresno State.
- **2016 (Junior):** Played in all 14 of SDSU's games, making 38 tackles (19 solo) with five interceptions for 47 yards and six pass breakups ... Tied for the team lead in punt return tackles

(4) and tied for third in special teams tackles (9) ... Ranked third in the MW and tied for 31st nationally in interceptions per game (0.36) ... Came off the bench vs. New Hampshire in the opener to make one assisted tackle with a pass breakup ... Had a big game off the bench vs. California, making four tackles (all solo) with an interception and a pass breakup ... The interception came in the end zone and led to an Aztec touchdown ... Made a solo stop off the bench at Northern Illinois ... Registered three stops (two solo) in a reserve role at South Alabama ... Had two tackles (one solo) off the pine vs. UNLV ... Had four tackles and a 20-yard interception off the bench at Fresno State ... Registered three tackles (two solo) with a PBU in a reserve role vs. San José State ... Made four stops (all assisted) at Utah State ... Came up with three tackles - all solo - off the bench vs. Hawai'i ... Had a good game in a reserve role at Nevada, registering two stops with an interception and a pass breakup ... The interception led to an Aztec touchdown run ... Registered a season-high five tackles off the bench at Wyoming ... Came up with four stops off the pine vs. Colorado State ... Had a pass breakup in significant time off the bench at Wyoming in the MW Championship game ... Had two tackles and a career-high two interceptions vs. Houston in the Las Vegas Bowl ... The interceptions were his fourth and fifth of the season, and sixth and seventh of his career.

- **2015 (Sophomore):** Had 58 tackles (37 solo) in 13 games (all starts) with three tackles for loss, three pass breakups and two interceptions for 31 yards... Missed the opener with San Diego for violation of team rules ... Made his first career start in just his seventh game at California ... Finished with four tackles (two solo) ... Came up with four tackles (one solo) and his first career pass breakup in his second straight start vs. South Alabama ... Had eight tackles (six solo) at Penn State in his third consecutive start, while adding a pass breakup with a diving play in the end zone ... Had just nine career tackles prior to recording eight at PSU ... Recorded four tackles (three solo) with a pass breakup in a fourth straight start vs. Fresno State ... Made eight tackles (five solo) in another start at Hawai'i ... The eight stops matched a career high ... Registered five stops in a start at San José State ... Had a solo stop against Utah State in another start ... Made three tackles (two solo) and had his first career interception for 16 yards at Colorado State ... The interception led to a 54-yard field goal by Donny Hageman as time expired in the first half, giving the Aztecs a 13-10 lead ... Made one solo tackle, a 1-yard loss, in another start against Wyoming ... Came up with three solo tackles, a 15-yard interception and a tackle for loss in a start at UNLV ... Finished with an assisted tackle against Nevada in a starting role ... Came up with seven tackles (five solo) vs. Air Force in the Mountain West Championship game ... Made a career-high nine stops (seven solo) with a tackle for loss in another start vs. Cincinnati in the Hawai'i Bowl.
- **2014 (Freshman):** Worked into the two-deep as a true freshman heading into the Fresno State game as the backup to Trey Lomax at one of the two Warrior spots, where he remained for three contests before having surgery on a leg for compartment syndrome late after the Hawai'i game on Oct. 18 ... Missed the final six games with that injury ... Played in six games, making one tackle and blocking a punt ... Was one of eight true freshmen to see action ... Also saw time on special teams, mainly as a kick returner, where he returned five kicks for 131 yards (26.2 avg.) ... The 26.2 average led the team, while his long of 56 yards was second ... Did not play in the opener vs. Northern Arizona ... Came off the bench in his first collegiate appearance at No. 21/23 North Carolina, but did not record a stat ... Logged his first career tackle on special teams at Oregon State ... Played again against UNLV, blocking a punt, SDSU's lone blocked punt of the season ... Logged time on special teams at Fresno State, where he returned a kick 56 yards, the longest by an Aztec this season ... Played again at New Mexico and had a 13-yard kick return ... Logged time again against Hawai'i, returning a kick for 25 yards ... Was taken out late in the game with a leg injury ... Later was diagnosed with compartment syndrome and was operated on early the next day (Oct. 19), ending his season ... Did not travel to the Nevada contest ... Did not suit up against Idaho ... Also did not travel to Boise State ... Did not suit up again vs. Air Force ... Also did not play vs. San José State ... Could have played vs. Navy in the Poinsettia Bowl, but was held out as a precaution.
- **High School:** A three-year letterwinner at Wylie High School in Murphy, Texas ... Named the 4A Region II District 13 Player of the Year after racking up 4,000 all-purpose yards ... An academic all-state selection ... Completed 56-of-96 passes (58.3 percent) for 841 yards with five touchdowns as a senior ... Led the Pirates to a 9-5 overall record and an appearance in the 4A D1 Quarterfinals ... Also rushed for 568 yards and 13 touchdowns on 86 carries and caught 59 passes for 950 yards and 11 scores ... Recorded seven interceptions on defense ... Lettered in basketball and track & field as well ... Is a three-star recruit by *Scout.com*, and a two-star recruit by both *Rivals.com* and *247sports.com* ... 247sports gave him a grade of 75.
- **Personal:** Kameron Rashad Kelly was born Aug. 19, 1996, in Round Rock, Texas ... Son of Curley Kelly and Toni Milburn and stepson of Joseph Milburn and Millie Kelly ... Chose SDSU over offers from Alabama A&M, Alabama State, Florida A&M, Grambling, Houston Baptist, Kent State, Lamar, Louisiana-Monroe, Navy, Northern Colorado, Prairie View A&M, Sam Houston

State, South Dakota State, Stephen F. Austin, Texas Southern and Texas Tech ... Is majoring in social science.

Kelly's Career Statistics

Defense

Table with columns: Season, GP, GS, UA, A, TT, TFL, Sk, Int., PBU, FF, FR. Rows for 2014, 2015, 2016, 2017, and Career totals.

Table with columns: Season, GP, GS, Kick Returns (No., Yds., Avg., Long, TD), All-Purpose (Total Yds/Gm.). Rows for 2014, 2015, 2016, 2017, and Career totals.

Career Highs: Tackles: 9 vs. Northern Illinois (9/30/17); Tackles For Loss: 2.0 vs. No. 19/19 Stanford (9/16/17); Sacks: 2.0 vs. No. 19/19 Stanford (9/16/17); Interceptions: 2 vs. Houston (12/17/16); Pass Breakups: 2 at Arizona State (9/9/17); Forced Fumbles: 1 vs. No. 19/19 Stanford (9/16/17); Blocked Punts: 1 vs. UNLV (9/27/14); Kick Returns: 2 vs. UNLV (9/27/14); Long Kick Return: 56 at Fresno State (10/3/14); Kick Return Yards: 56 at Fresno State (10/3/14).

2017 Highs: Tackles: 9 vs. Northern Illinois (9/30/17); Tackles For Loss: 2.0 vs. No. 19/19 Stanford (9/16/17); Sacks: 2.0 vs. No. 19/19 Stanford (9/16/17); Interceptions: 1 vs. Northern Illinois (9/30/17); Pass Breakups: 2 at Arizona State (9/9/17); Forced Fumbles: 1 vs. No. 19/19 Stanford (9/16/17); Kick Returns: 1 vs. UC Davis (9/2/17); Long Kick Return: 14 vs. UC Davis (9/2/17); Kick Return Yards: 14 vs. UC Davis (9/2/17).

Kelly's Career Game-by-Game

Defense

Table with columns: Date, Opponent, GP, GS, UA, A, TT, TFL, Sk, Int., PBU, FF, FR. Rows for each game from A.30.14 to S.10.16.

Table with columns: Date, Opponent, GP, GS, UA, A, TT, TFL, Sk, Int., PBU, FF, FR. Rows for games from S.17.16 to O.21.17.

Kick Returns

Table with columns: Date, Opponent, GP, GS, No., Yds., Avg., Lg., TD, TD Lengths. Rows for games from S.27.14 to S.2.17.

Bold indicates season high. * - Mountain West game. # - 2014 San Diego County Credit Union Poinsettia Bowl (Qualcomm Stadium; San Diego, Calif.). `` - 2015 Sports Authority Mountain West Championship (Qualcomm Stadium; San Diego, Calif.). % - 2015 Hawai'i Bowl (Aloha Stadium; Honolulu, Hawaii). @ - 2016 Mountain West Championship (War Memorial Stadium; Laramie, Wyo.). ^ - 2016 Las Vegas Bowl (Sam Boyd Stadium; Las Vegas, Nev.).

#39 RONLEY LAKALAKA

(ron-LEE LOCK-ah-LOCK-ah)

Linebacker • Junior • 6-0 • 225 • Kalihi, Hawaii • Punahou HS

- At San Diego State: Physical linebacker who has become one of the leaders on defense ... Moved into the two-deep for the South Alabama game as a true freshman in 2015 with Jake Fely injured and stayed there for the rest of the season, before starting 13 of 14 games last year ... A good run stopper who is not afraid of contact ... Slated to start at one of the two outside linebacker spots in Rocky Long's 3-3-5 defense heading into the Hawai'i game this weekend.
• 2017 (Junior): Is on the Polynesian College Football Player of the Year Watch List ... Also is a preseason first-team all-Mountain West pick by Street & Smith's, and a second-team selection by both Athlon Sports and Lindy's Sports ... Pete Futak of Campus Insiders called him "SDSU's Best Defensive Player" ... Has started all eight games this year, making 51 tackles (27 solo), including two sacks, 3.5 tackles for loss and three quarterback hurries ... The 51 tackles are tied with Parker Baldwin for the most on the team ... Started for the 13th straight game and 14th time of his career in the opener against UC Davis, making two tackles (both solo), including a 5-yard sack (and tackle for loss) ... Had three tackles (one solo), including a 13-yard sack (and TFL) in a start at Arizona State ... The sack was the third of his career, all over the past three games ... Had four stops and a QBH against No. 19/19 Stanford ... Logged a season-high 10 stops at Air Force, the second most on the team and the third most in the game ... Registered eight tackles (four solo) with a 2-yard tackle for loss against Northern Illinois ... Had a team-high six stops (two solo), including 0.5 tackles for loss in a start at UNLV ... Made eight tackles (second on team) with a QBH in another start vs. Boise State ... Had a team-high and game-high-tying 10 tackles (eight solo) and another quarterback hurries against Fresno State ... The 10 tackles also matched his season high.
• 2016 (Sophomore): Played in all 14 games, starting 13 times ... Had 73 tackles (37 solo) to go along with three tackles for loss, an 8-yard sack, two interceptions for 20 yards and a touchdown, a pass breakup and five quarterback hurries ... The 73 tackles ranked second on the team ... Came up with a then-career-high five tackles (three solo) in his first career start against New Hampshire in the opener ... Had another good game off the bench against California, registering four tackles (two solo) and a 9-yard interception returned for a touchdown

... The touchdown put the Aztecs up, 28-21, late in the second quarter, a lead they would never relinquish ... The interception (and touchdown) was the first of his career ... Earned his second career start at Northern Illinois, making four stops (two solo) ... Had three tackles (two solo) in a start at South Alabama ... Came up with four tackles (three solo) in a fourth start vs. UNLV ... Also had a 1/2 tackle for loss for two yards and his first two career quarterback hurries ... Registered three tackles in a fourth straight start at Fresno State ... Came up with two stops (one solo) and three quarterback hurries in a start against San José State ... Had six tackles in a start at Utah State, leading the team in stops for the first time of his career ... Had another good game in a start vs. Hawai'i, coming up with four tackles and a 11-yard interception ... The interception led to a John Baron field goal ... Made five stops in another start at Nevada ... Finished with a career-high 12 tackles (eight solo) and a PBU at Wyoming ... Led the team in tackles for the second time of the season (and career) ... Reached double digits in tackles for the first time of his career ... Registered six tackles in a start vs. Colorado State ... Came up with six stops (four solo), including a career-high 1.5 tackles for loss in a start at Wyoming in the MW Championship game ... Totaled nine tackles (five solo) with an 8-yard tackle for loss (and sack) against Houston in the Las Vegas Bowl ... The sack was the first of his career.

- **2015 (Freshman):** Played in 11 games on the season, making 11 tackles with one quarterback hurry ... Mainly was used on special teams, but gradually logged more snaps in the backfield toward the end of the season ... Was on the travel roster, but did not play in the first three games of the season against San Diego, at California and vs. South Alabama ... Logged his first appearance of his Division I career at Penn State on special teams without finding the stat sheet ... Played again vs. Fresno State, but did not record a stat ... Logged his first stat, making an assisted tackle at Hawai'i ... Logged significant snaps on defense at San José State with starter Jake Fely injured for the second half ... Had three tackles (two solo) in the contest ... Had a solo tackle against Utah State off the bench ... Came up with an assisted stop in time off the pine at Colorado State ... Made an assisted tackle against Wyoming ... Registered two stops (one solo) off the pine at UNLV ... Did not record a stat in time off the bench vs. Nevada ... Also did not find the stat sheet in a reserve role vs. Air Force in the Mountain West Championship game ... Had two tackles (one solo) and picked up his first career quarterback hurry vs. Cincinnati in the Hawai'i Bowl.
- **High School:** Recorded a team-high seven sacks, along with two interceptions as a senior at Punahou High School in Kalihi, Hawaii, according to MaxPreps.com ... Led Punahou to an 8-1 overall record and an appearance in the HHSAA Division I championship game in 2014 ... Was a two-time all-state first-team selection and a two-time ILH first-team pick ... Led the team in tackles and was chosen as the hardest hitting player on the team ... A three-star recruit by Scout and a two-star recruit by Rivals.
- **Personal:** Ronley Saumaniafaese Lealao Lakalaka was born Jan. 23, 1997, in Honolulu, Hawaii ... Picked SDSU over an offer from Hawai'i and also had interest from California ... Brother, Steven, played running back at Hawai'i from 2013-16, while his younger brother, Seyddrick, is a true freshman at San Diego State this year ... Is majoring in social science.

Lakalaka's Career Statistics

Season	GP	GS	UA	A	TT	TFL	Sk	Int.	PBU	FF	FR
2015	11	0	5	6	11	0.0	0.0	0	0	0	0
2016	14	13	37	36	73	3.0	1.0	2	1	0	0
2017	8	8	27	24	51	3.5	2.0	0	0	0	0
Career	33	21	69	66	135	6.5	3.0	2	1	0	0

Career Highs: Tackles: 12 at Wyoming (11/19/16); Tackles For Loss: 2.0 at Wyoming (12/3/16); Sacks: 1.0 at Arizona State (9/9/17), vs. UC Davis (9/2/17), vs. Houston (12/17/16); Interceptions: 1 vs. Hawai'i (11/5/16), vs. California (9/10/16); Pass Breakups: 1 at Wyoming (11/19/16); Defensive Touchdowns: 1 vs. California (9/10/16).

2017 Highs: Tackles: 10 vs. Fresno State (10/21/17), at Air Force (9/23/17); Tackles For Loss: 1.0 vs. Northern Illinois (9/30/17), at Arizona State (9/9/17), vs. UC Davis (9/2/17); Sacks: 1.0 at Arizona State (9/9/17), vs. UC Davis (9/2/17).

Lakalaka's Career Game-by-Game

Date	Opponent	GP	GS	UA	A	TT	TFL	Sk.	Int.	PBU	FF	FR
S.5.15	San Diego											
S.12.15	at California											
S.19.15	South Alabama											
S.26.15	at Penn State	1	0	0	0	0	0.0	0.0	0	0	0	0
O.3.15	Fresno State*	1	0	0	0	0	0.0	0.0	0	0	0	0
O.10.15	at Hawai'i*	1	0	0	1	1	0.0	0.0	0	0	0	0
O.17.15	at San José State*	1	0	2	1	3	0.0	0.0	0	0	0	0

O.23.15	Utah State*	1	0	1	0	1	0.0	0.0	0	0	0	0
O.31.15	at Colorado State*	1	0	0	1	1	0.0	0.0	0	0	0	0
N.14.15	Wyoming*	1	0	0	1	1	0.0	0.0	0	0	0	0
N.21.15	at UNLV*	1	0	1	1	2	0.0	0.0	0	0	0	0
N.28.15	Nevada*	1	0	0	0	0	0.0	0.0	0	0	0	0
D.5.15	Air Force`	1	0	0	0	0	0.0	0.0	0	0	0	0
D.24.15	vs. Cincinnati%	1	0	1	1	2	0.0	0.0	0	0	0	0
S.3.16	New Hampshire	1	1	3	2	5	0.0	0.0	0	0	0	0
S.10.16	California	1	0	2	2	4	0.0	0.0	1	0	0	0
S.17.16	at Northern Illinois	1	1	2	2	4	0.0	0.0	0	0	0	0
O.1.16	at South Alabama	1	1	2	1	3	0.0	0.0	0	0	0	0
O.8.16	UNLV*	1	1	3	1	4	0.5	0.0	0	0	0	0
O.14.16	at Fresno State*	1	1	1	2	3	0.0	0.0	0	0	0	0
O.21.16	San José State*	1	1	1	1	2	0.0	0.0	0	0	0	0
O.28.16	at Utah State*	1	1	1	5	6	0.0	0.0	0	0	0	0
N.5.16	Hawai'i*	1	1	1	3	4	0.0	0.0	1	0	0	0
N.12.16	at Nevada*	1	1	2	3	5	0.0	0.0	0	0	0	0
N.19.16	at Wyoming*	1	1	8	4	12	0.0	0.0	0	1	0	0
N.26.16	Colorado State*	1	1	2	4	6	0.0	0.0	0	0	0	0
D.3.16	at Wyoming*	1	1	4	2	6	1.5	0.0	0	0	0	0
D.17.16	vs. Houston^	1	1	5	4	9	1.0	1.0	0	0	0	0
S.2.17	UC Davis	1	1	2	0	2	1.0	1.0	0	0	0	0
S.9.17	at Arizona State	1	1	1	2	3	1.0	1.0	0	0	0	0
S.16.17	No. 19/19 Stanford	1	1	2	2	4	0.0	0.0	0	0	0	0
S.23.17	at Air Force*	1	1	4	6	10	0.0	0.0	0	0	0	0
S.30.17	Northern Illinois*	1	1	4	4	8	1.0	0.0	0	0	0	0
O.7.17	at UNLV*	1	1	2	4	6	0.5	0.0	0	0	0	0
O.14.17	Boise State*	1	1	4	4	8	0.0	0.0	0	0	0	0
O.21.17	Fresno State*	1	1	8	2	10	0.0	0.0	0	0	0	0

*Bold indicates season high. * - Mountain West game. `` - 2015 Sports Authority Mountain West Championship (Qualcomm Stadium; San Diego, Calif.). % - 2015 Hawai'i Bowl (Aloha Stadium; Honolulu, Hawaii). @ - 2016 Mountain West Championship (War Memorial Stadium; Laramie, Wyo.). ^ - 2016 Las Vegas Bowl (Sam Boyd Stadium; Las Vegas, Nev.).*

#34 ISAAC LESSARD

(less-ARD)

Fullback • Sophomore • 6-3 • 240 • Sacramento, Calif. • Jesuit HS

- **At San Diego State:** Was recruited as a linebacker, but moved to fullback for the 2015 fall camp ... Is listed as the backup to senior Nick Bawden heading into the Hawai'i game this weekend.
- **2017 (Sophomore):** Has played in three games this year with one start, not recording a stat ... Logged snaps off the bench against UC Davis without finding the stat sheet ... Did not play at Arizona State, against No. 19/19 Stanford, at Air Force or vs. Northern Illinois ... Earned his first career start at UNLV and played 34 snaps ... Did not play against Boise State ... Played on the team's final drive against Fresno State (eight snaps).
- **2016 (Freshman):** Played in eight games on the season without recording a stat ... According to Pro Football Focus, logged 49 snaps for the year ... Played 13 snaps in the opener against New Hampshire and one the following game vs. California ... Played three snaps vs. UNLV ... After not playing against Fresno State, logged snaps in four straight weeks, including nine against San José State, seven at Utah State, seven vs. Hawai'i and three at Nevada ... Also saw action at Colorado State with six snaps.
- **2015 (Redshirt):** Utilized his redshirt season.
- **High School:** Led Jesuit High School in Sacramento, Calif., with 58 total tackles and four tackles for loss, along with two sacks, two interceptions and a fumble recovery as a senior according to Max-Preps.com ... Named first-team all-Delta League, first-team all-Metro, team captain and team's defensive MVP as a senior ... Led the Marauders to a 9-3 overall record in 2014 and an appearance in the second round of the CIF Sac-Joaquin Section playoffs ... Played quarterback his junior season at Yuba City High, completing 89 of 173 pass attempts (51 percent) for 1,711 yards and 16 touchdowns, while rushing for 307 yards and eight scores ... A first-team all-Tri County Conference and all-Area selection, and a team captain as a junior ... Helped lead the Honkers to an appearance in the third round of the CIF Sac-Joaquin playoffs in 2013 ... Also played rugby in high school.
- **Personal:** Isaac Pryde Lessard was born April 17, 1997, in Sacramento, Calif. ... Son of Norm and Noel Lessard ... Father, Norm, played college football at Fresno State ... Chose San Diego

State over Sacramento State ... A criminal justice major.

Lessard's Career Statistics

Season	GP	GS	Rushing				Receiving					
			Att.	Yds.	TD	Lg.	100+	No.	Yds.	Avg.	TD	Lg.
2016	8	0	0	0	0	0	0	0	0	0.0	0	0
2017	3	1	0	0	0	0	0	0	0	0.0	0	0
Career	11	1	0	0	0	0	0	0	0	0.0	0	0

Career/2017 Highs:

#3 TREY LOMAX

Warrior • Senior • 5-11 • 195 • San Diego, Calif. • Mira Mesa HS

- **At San Diego State:** Fantastic athlete, who was also recruited to play baseball at San Diego State ... Is slated as one of the two starters at the Warrior (safety) spot after starting 12 games there last year ... Has led SDSU in tackles in five games, including the first two games this year and the last one ... Has the most starts among any player on the Aztec defense (33).
- **2017 (Senior):** Has been chosen as a captain by his teammates ... Has 49 tackles (32 solo), two tackles for loss, an interception and a pass breakup on the season ... Leads the squad with 41 tackles on rushing plays ... Started for the 26th time of his career in the opener against UC Davis, making a team-high-tying four tackles (two solo) ... Led the team for the second straight week with seven tackles (six solo) at Arizona State ... Made five stops with a pass breakup against No. 19/19 Stanford ... Had a good game in a start at Air Force, making a season-high nine tackles (seven solo) with a 3-yard tackle for loss and an interception ... The interception was Air Force's final offensive play of the game, sealing the win for the Aztecs ... Had eight stops (four solo) in another start vs. Northern Illinois ... Had two solo tackles at UNLV ... Had a team-high 10 tackles against Boise State, including seven solo stops and a tackle for loss ... Totaled four tackles (two solo) in a start vs. Fresno State.
- **2016 (Junior):** Earned the start at one of the two Warrior spots in the first 12 games, only not starting vs. Wyoming in the MW Championship game when SDSU started four linebackers ... Had 33 tackles (18 solo), 1.5 tackles for loss, a 10-yard interception and five pass breakups ... Made the start at one of the Warrior spots in the opener vs. New Hampshire, but did not find the stat sheet ... Started again vs. California, making four tackles (two solo) ... Made two tackles and chipped in with a 10-yard interception in a third straight start at Northern Illinois ... Registered three tackles (one solo) and a pass breakup at South Alabama in a fourth consecutive start ... Had an assisted tackle against UNLV in a starting role ... Came up with three stops (two solo) in a start at Fresno State ... Had a good game against San José State in another start, making a solo tackle - a 3-yard stop behind the line of scrimmage - and a pass breakup ... Started once again at Utah State, making three stops (one solo), including 0.5 TFL for two yards ... Had a solo tackle and a career-high two pass breakups in a start vs. Hawai'i ... Made four stops and had a pass breakup in a 10th straight start at Nevada ... The PBU was deflected to Kameron Kelly for an interceptions ... Made two solo tackles in a start at Wyoming ... Had a season-high seven tackles (five solo) against Colorado State ... His previous best on the year was four stops ... Registered two assisted tackles in the MW Championship game at Wyoming off the bench ... Did not record a stat in playing time as a starter vs. Houston in the Las Vegas Bowl.
- **2015 (Sophomore):** Was a fourth-team all-Mountain West preseason selection by Phil Steele ... Was named a "SDSU Player to Watch" by *Lindy's Sports* ... Was slated as one of the two starting Warriors in Rocky Long's 3-3-5 defense once again after a solid 2014 season, but hurt his knee in the opener and missed the next six games ... Came back to play against Utah State and started vs. Nevada at the Aztec spot with Na'im McGee sitting out the first week with a target penalty the week before ... Finished with nine tackles (six solo), including a tackle for loss, and a fumble recovery in two starts and five games ... Started the opener with San Diego, recording three tackles (two solo), including one behind the line of scrimmage, before leaving early with a knee injury ... Missed the next six games with the same knee injury ... Returned to play limited snaps against Utah State without recording a stat ... Had one assisted tackle and a fumble recovery in a reserve role at Colorado State ... The fumble recovery came in the end zone as the Rams were driving to try and tie the game up at 7-7 on their opening possession ... Did not play against Wyoming ... Saw limited time at UNLV without finding the stat sheet ... Started for the first time of his career at the Aztec spot against Nevada, making a season-high five tackles (four solo) ... Did not play in the Mountain West Championship vs. Air Force ... Also did not see any action vs. Cincinnati in the Hawai'i Bowl.
- **2014 (Freshman):** Received the Outstanding Freshman Award at the team banquet ... Played in his first 12 career games, starting the first 10 and again vs. San José State in the regular

season finale ... Ranked in a tie for third on the team with 63 tackles and led the team with two fumble recoveries for 15 yards ... The 63 tackles were the most by an Aztec freshman since Andrew Preston had 72 in 2007 ... Also had three tackles for loss, a sack and three PBU's ... Made his first career start in his first career appearance in the opener vs. Northern Arizona ... Came up with six tackles, including four solo stops ... The six tackles were tied for second on the team ... Had a game-high 10 tackles (seven solo) at North Carolina ... The seven solo stops also were a game high ... Made a career-high 11 stops (six solo) at Oregon State ... The 11 stops tied J.J. Whittaker for the most of either team ... Made five tackles (four solo) with his first career sack and tackle for loss in the MW opener vs. UNLV ... Had another good game in his fifth straight start at Fresno State, recording four tackles (two solo), a 3-yard TFL and his first career fumble recovery, which he returned 10 yards ... Logged another start at New Mexico, where he had three solo stops, a TFL and his first career pass breakup ... Came up with three tackles (two solo) in a start against Hawai'i ... Made five tackles (three solo) in an eighth consecutive start at Nevada ... Recorded six stops (three solo) and added a PBU in a start at Warrior vs. Idaho ... Registered six tackles (three solo) in a 10th straight start at Boise State ... Came off the bench for the first time vs. Air Force with the defense moving to four linebackers and dropping to four defensive backs against the Falcons' unusual offense ... Did not make a tackle, but came up with his team-leading second fumble recovery of the season, which he returned five yards ... The recovery led to an Aztec field goal ... Had four stops with a PBU against San José State in his 11th start of the year ... Suited up, but did not play for the first time of the season vs. Navy in the Poinsettia Bowl.

- **2013 (Redshirt):** Gained valuable practice experience in his redshirt season, working behind five senior safeties, including 2014 NFL Draft picks Nat Berhe and Eric Pinkins.
- **High School:** Local prospect from Mira Mesa High School ... Two-time first-team all-Eastern League selection and 2012 offensive MVP ... A two-year captain ... As a junior in 2011, had 109 tackles (82 solo) and four pass deflections as a defensive back, while scoring four times and passing for another four scores as a running back, wide receiver and quarterback ... A three-star recruit with a scout grade of 72 by ESPN ... A two-star recruit by both *Rivals.com* and *Scout.com* ... *247Sports.com* gave him an 85 and ranked him as the 78th-best safety in the country ... Hit .341 in 2012 for the Marauders with 22 runs, 16 RBIs and 10 stolen bases ... A two-time first-team all-league pick in baseball and team captain in 2012.
- **Personal:** Phillip Anthony Lomax III was born Dec. 5, 1994, in San Diego, Calif. ... Son of Phillip and Jamie Lomax ... Picked SDSU over Arizona State, Oregon State and Washington State, and also had interest from Cincinnati, Oregon, Tennessee, UCLA, USC and Washington ... Is working on a master's degree in homeland security.

Lomax's Career Statistics

Season	GP	GS	UA	A	TT	TFL	Sk	Int.	PBU	FF	FR
2014	12	11	38	25	63	3.0	1.0	0	3	0	2
2015	5	2	6	3	9	1.0	0.0	0	0	0	1
2016	14	12	18	15	33	1.5	0.0	1	5	0	0
2017	8	8	32	17	49	2.0	0.0	1	1	0	0
Career	39	39	94	60	154	7.5	1.0	2	9	0	3

Career Highs: Tackles: 11 at Oregon State (9/21/14); Tackles For Loss: 1.0, seven times; Sacks: 1.0 vs. UNLV (9/27/14); Interceptions: 1 at Air Force (9/23/17), at Northern Illinois (9/17/16); Pass Breakups: 2 vs. Hawai'i (11/5/16); Fumble Recoveries: 1 at Colorado State (10/31/15), vs. Air Force (11/21/14), at Fresno State (10/3/14).

2017 Highs: Tackles: 10 vs. Boise State (10/14/17); Tackles For Loss: 1.0 vs. Boise State (10/14/17), at Air Force (9/23/17); Interceptions: 1 at Air Force (9/23/17); Pass Breakups: 1 vs. No. 19/19 Stanford (9/16/17).

Lomax's Career Game-by-Game

Date	Opponent	GP	GS	UA	A	TT	TFL	Sk.	Int.	PBU	FF	FR
A.30.14	Northern Arizona	1	1	4	2	6	0.0	0.0	0	0	0	0
S.6.14	at 21/23 No. Carolina	1	1	7	3	10	0.0	0.0	0	0	0	0
S.20.14	at Oregon State	1	1	6	5	11	0.0	0.0	0	0	0	0
S.27.14	UNLV*	1	1	4	1	5	1.0	1.0	0	0	0	0
O.3.14	at Fresno State*	1	1	2	2	4	1.0	0.0	0	0	0	1
O.10.14	at New Mexico*	1	1	3	0	3	1.0	0.0	0	1	0	0
O.18.14	Hawai'i*	1	1	2	1	3	0.0	0.0	0	0	0	0
N.1.14	at Nevada*	1	1	3	2	5	0.0	0.0	0	0	0	0
N.8.14	Idaho	1	1	3	3	6	0.0	0.0	0	1	0	0
N.15.14	at Boise State*	1	1	3	3	6	0.0	0.0	0	0	0	0
N.21.14	Air Force*	1	0	0	0	0	0.0	0.0	0	0	0	1

N.29.14	San José State*	1	1	1	3	4	0.0	0.0	0	1	0	0
D.23.14	Navy#	--- Did Not Play ---										
S.5.15	San Diego	1	1	2	1	3	1.0	0.0	0	0	0	0
S.12.15	at California	--- Did Not Play - Injured ---										
S.19.15	South Alabama	--- Did Not Play - Injured ---										
S.26.15	at Penn State	--- Did Not Play - Injured ---										
O.3.15	Fresno State*	--- Did Not Play - Injured ---										
O.10.15	at Hawai'i*	--- Did Not Play - Injured ---										
O.17.15	at San José State*	--- Did Not Play - Injured ---										
O.23.15	Utah State*	1	0	0	0	0	0.0	0.0	0	0	0	0
O.31.15	at Colorado State*	1	0	0	1	1	0.0	0.0	0	0	0	1
N.14.15	Wyoming*	--- Did Not Play ---										
N.21.15	at UNLV*	1	0	0	0	0	0.0	0.0	0	0	0	0
N.28.15	Nevada*	1	0	4	1	5	0.0	0.0	0	0	0	0
D.5.15	Air Force``	--- Did Not Play ---										
D.24.15	vs. Cincinnati%	--- Did Not Play ---										
S.3.16	New Hampshire	1	1	0	0	0	0.0	0.0	0	0	0	0
S.10.16	California	1	1	2	2	4	0.0	0.0	0	0	0	0
S.17.16	at Northern Illinois	1	1	2	0	2	0.0	0.0	1	0	0	0
O.1.16	at South Alabama	1	1	1	2	3	0.0	0.0	0	1	0	0
O.8.16	UNLV*	1	1	0	1	1	0.0	0.0	0	0	0	0
O.14.16	at Fresno State*	1	1	2	1	3	0.0	0.0	0	0	0	0
O.21.16	San José State*	1	1	1	0	1	1.0	0.0	0	1	0	0
O.28.16	at Utah State*	1	1	1	2	3	0.5	0.0	0	0	0	0
N.5.16	Hawai'i**	1	1	1	0	1	0.0	0.0	0	2	0	0
N.12.16	at Nevada*	1	1	1	3	4	0.0	0.0	0	1	0	0
N.19.16	at Wyoming*	1	1	2	0	2	0.0	0.0	0	0	0	0
N.26.16	Colorado State*	1	1	5	2	7	0.0	0.0	0	0	0	0
D.3.16	at Wyoming@	1	0	0	2	2	0.0	0.0	0	0	0	0
D.17.16	vs. Houston^	1	0	0	0	0	0.0	0.0	0	0	0	0
S.2.17	UC Davis	1	1	2	2	4	0.0	0.0	0	0	0	0
S.9.17	at Arizona State	1	1	6	1	7	0.0	0.0	0	0	0	0
S.16.17	No. 19/19 Stanford	1	1	2	3	5	0.0	0.0	0	1	0	0
S.23.17	at Air Force*	1	1	7	2	9	1.0	0.0	1	0	0	0
S.30.17	Northern Illinois	1	1	4	4	8	0.0	0.0	0	0	0	0
O.7.17	at UNLV	1	1	2	0	2	0.0	0.0	0	0	0	0
O.14.17	Boise State*	1	1	7	3	10	1.0	0.0	0	0	0	0
O.21.17	Fresno State*	1	1	2	2	4	0.0	0.0	0	0	0	0

*Bold indicates season high. * - Mountain West game. # - 2014 San Diego County Credit Union Poinsettia Bowl (Qualcomm Stadium; San Diego, Calif.). `` - 2015 Sports Authority Mountain West Championship (Qualcomm Stadium; San Diego, Calif.). % - 2015 Hawai'i Bowl (Aloha Stadium; Honolulu, Hawaii). @ - 2016 Mountain West Championship (War Memorial Stadium; Laramie, Wyo.). ^ - 2016 Las Vegas Bowl (Sam Boyd Stadium; Las Vegas, Nev.).*

#45 ANTHONY LUKE

Defensive End • Junior • 6-4 • 260 • Roseville, Calif. • American River College

- **At San Diego State:** Joined the Aztecs in January in the 2017 signing class out of American River College ... Athletic on the edge, who has played immediately.
- **2017 (Junior):** Has played in all eight games this season off the bench ... Has six tackles (three solo) with 1.5 tackles for loss and 0.5 sacks ... Played in his first collegiate game against UC Davis, but did not record a stat ... Also played statless time at Arizona State ... Registered his first career tackle (an assisted one) against No. 19/19 Stanford, which went down as a half sack (and half TFL) for three yards ... Made two stops (both solo) with an 8-yard tackle for loss at Air Force ... Had an assisted stop against Northern Illinois ... Registered two tackles (one solo) in 17 snaps at UNLV ... Did not find the stat sheet against Boise State or vs. Fresno State.
- **2014-15 (At American River College):** Played one year at American River College in Sacramento, Calif. ... Totaled 43 tackles, 3.5 sacks, 12 tackles for loss, one forced fumble, one fumble recovery and three pass breakups in 11 games ... Was named a first-team selection on the 2016 All-America Community College Football Team ... Also was a first-team Region I pick ... Was a three-star recruit by 247sports and Scout out of American River College, and a two-star recruit by Rivals ... Received a scouting grade of 83 by 247sports, and was ranked as the 12th-best strong-side defensive end from the 2017 recruiting class
- **High School:** Played both defensive line and running back at Woodcreek High School in Ro-

seville, Calif., where he was a three-time letterwinner ... Also competed on the wrestling team at Woodcreek HS.

- **Personal:** Anthony Luke was born Nov. 11, 1996, in Carmichael, Calif. ... Son of Tony and Renee Luke ... Picked the Aztecs out of American River over other offers from Utah, Iowa State, Toledo, New Mexico, Florida Atlantic, Buffalo, San José State and Youngstown State ... Is majoring in social science.

Luke's Career Statistics

Season	GP	GS	UA	A	TT	TFL	Sk	Int.	PBU	FF	FR
2017	8	0	3	3	6	1.5	0.5	0	0	0	0
Career	8	0	3	3	6	1.5	0.5	0	0	0	0

Career/2017 Highs: Tackles: 2 at UNLV (10/7/17), at Air Force (9/23/17); Tackles For Loss: 1.0 at Air Force (9/23/17); Sacks: 0.5 vs. No. 19/19 Stanford (9/16/17).

Luke's Career Game-by-Game

Date	Opponent	GP	GS	UA	A	TT	TFL	Sk	Int.	PBU	FF	FR
S.2.17	UC Davis	1	0	0	0	0	0.0	0.0	0	0	0	0
S.9.17	at Arizona State	1	0	0	0	0	0.0	0.0	0	0	0	0
S.16.17	No. 19/19 Stanford	1	0	0	1	1	0.5	0.5	0	0	0	0
S.23.17	at Air Force*	1	0	2	0	2	1.0	0.0	0	0	0	0
S.30.17	Northern Illinois	1	0	0	1	1	0.0	0.0	0	0	0	0
O.7.17	at UNLV*	1	0	1	1	2	0.0	0.0	0	0	0	0
O.14.17	Boise State*	1	0	0	0	0	0.0	0.0	0	0	0	0
O.21.17	Fresno State*	1	0	0	0	0	0.0	0.0	0	0	0	0

*Bold indicates season high. * - Mountain West game.*

#92 ISIAH MACKLIN

Wide Receiver • RS-Freshman • 6-5 • 200 • Las Vegas, Nev. • Green Valley HS

- **At San Diego State:** Tall, athletic receiver with an excellent vertical leap ... Has tons of promise ... Is listed as the co-backup "Z" receiver heading into the Hawai'i game.
- **2017 (Freshman):** Has a 17-yard catch on the season in one start and eight games played overall ... Started the opener against UC Davis as a redshirt freshman, making a 17-yard catch late in the game and recovering a fumble ... Came off the bench in the last five games at Arizona State, against No. 19/19 Stanford, at Air Force, vs. Northern Illinois, at UNLV, against Boise State and vs. Fresno State, but did not record a stat.
- **2016 (Redshirt):** Redshirted his first season, starring on the scout team against the Aztecs' first and second-team defense.
- **High School:** Earned two letters at Green Valley in Las Vegas, Nev. ... Was a second-team all-conference pick ... A three-star recruit by Scout at tight end, and a two-star recruit at wide receiver by Rivals and ESPN ... Was ranked as the top tight end in the state of Nevada and the 10th best in the West ... Considered the 15th-best overall recruit out of Nevada by 247sports ... Received a grade 68 by ESPN ... Also played basketball at Green Valley High.
- **Personal:** Isiah Kaden Macklin was born Sept. 17, 1998, in Las Vegas ... Son of Timothy Macklin and Anne Key ... Picked the Aztecs over an offer from UNLV ... Is majoring in business administration with a focus in finance.

Macklin's Career Statistics

Season	GP	GS	Rec.	Yds.	Avg.	Long	TD
2017	8	1	1	17	17.0	17	0
Career	8	1	1	17	17.0	17	0

Career/2017 Highs: Receptions: 1 vs. UC Davis (9/2/17); Receiving Yards: 17 vs. UC Davis (9/2/17); Long Reception: 17 vs. UC Davis (9/2/17).

Macklin's Career Game-by-Game

Date	Opponent	GP	GS	No.	Yds.	Avg.	Lg.	TD	TD Lengths
S.2.17	UC Davis	1	1	1	17	17.0	17	0	
S.9.17	at Arizona State	1	0	0	0	0.0	0	0	
S.16.17	No. 19/19 Stanford	1	0	0	0	0.0	0	0	
S.23.17	at Air Force*	1	0	0	0	0.0	0	0	
S.30.17	Northern Illinois	1	0	0	0	0.0	0	0	
O.7.17	at UNLV*	1	0	0	0	0.0	0	0	
O.14.17	Boise State*	1	0	0	0	0.0	0	0	

0.21.17 Fresno State* 1 0 0 0 0.0 0 0

Bold indicates season high. * - Mountain West game.

#61 DAMON MOORE

Defensive Tackle • Junior • 6-4 • 260 • Novato, Calif. • San Marin HS

- **At San Diego State:** Walk-on defensive lineman who gained valuable experience practicing with the Aztecs in 2014 ... Missed the entire 2015 season and the 2016 spring campaign with a knee injury, but played in one game last year, making two tackles ... Is second on the depth chart at defensive tackle behind senior Sergio Phillips, moving over from defensive end in the fall.
- **2017 (Junior):** Played in all eight games on the season after playing in just one last year ... Has eight tackles (three solo) and a fumble recovery ... Played late against UC Davis in the opener, but did not record a stat ... Had an assisted tackle off the bench at Arizona State ... Had a fumble recovery, the first of his career, against No. 19/19 Stanford ... Made an assisted stop at Air Force ... Had another assisted tackle off the bench against Northern Illinois ... Had two stops (one solo) off the bench at UNLV ... Came up with a career-high three tackles against Boise State (two solo) ... Did not find the stat sheet in time against Fresno State.
- **2016 (Sophomore):** Played in one game on the season, logging 22 snaps (according to Pro Football Focus) against Hawai'i ... Registered two tackles in the reserve role, including one solo stop.
- **2015 (Freshman):** Missed the entire season with a knee injury.
- **2014 (Redshirt):** Redshirted his first season on The Mesa.
- **High School:** Was a two-year letterwinner at San Marin High School in Novato, Calif. ... Was an all-league selection as a senior, leading the Mustangs to a 9-3 record, including a 6-1 mark in MVAL play ... A scholar-athlete ... Also played basketball at SMHS.
- **Personal:** Damon Charles Moore was born Nov. 21, 1995, in Novato, Calif. ... Son of Brent and Dana Moore ... Is majoring in business administration with a focus in marketing.

Moore's Career Statistics

Season	GP	GS	UA	A	TT	TFL	Sk	Int.	PBU	FF	FR
2016	1	0	1	1	2	0.0	0.0	0	0	0	0
2017	8	0	3	5	8	0.0	0.0	0	0	0	1
Career	9	0	4	6	10	0.0	0.0	0	0	0	1

Career/2017 Highs: Tackles: 3 vs. Boise State (10/14/17); Fumble Recoveries: 1 vs. No. 19/19 Stanford (9/16/17).

Moore's Career Game-by-Game

Date	Opponent	GP	GS	UA	A	TT	TFL	Sk.	Int.	PBU	FF	FR
N.5.16	Hawai'i*	1	0	1	1	2	0.0	0.0	0	0	0	0
S.2.17	UC Davis	1	0	0	0	0	0.0	0.0	0	0	0	0
S.9.17	at Arizona State	1	0	0	1	1	0.0	0.0	0	0	0	0
S.16.17	No. 19/19 Stanford	1	0	0	0	0	0.0	0.0	0	0	0	1
S.23.17	at Air Force*	1	0	0	1	1	0.0	0.0	0	0	0	0
S.30.17	Northern Illinois	1	0	0	1	1	0.0	0.0	0	0	0	0
O.7.17	at UNLV*	1	0	1	1	2	0.0	0.0	0	0	0	0
O.14.17	Boise State*	1	0	2	1	3	0.0	0.0	0	0	0	0
O.21.17	Fresno State*	1	0	0	0	0	0.0	0.0	0	0	0	0

Bold indicates season high. * - Mountain West game.

#52 TYLER MORRIS

Linebacker • Senior • 6-3 • 225 • Las Vegas, Nev. • Foothill HS

- **At San Diego State:** Athletic body who has worked with both the safeties and linebackers since he arrived in 2013 ... Tore an ACL in the 2014 opener, but returned healthy for 2015 ... Tore the ACL in the same knee again, however, in the spring of 2016 and missed the entire 2016 season ... Appears healthy heading into 2017, where he is slated as the co-backup to one of the linebacker spots with Ryan Dunn.
- **2017 (Senior):** Has two tackles in eight games off the bench this season ... Made an appearance in the opener against UC Davis, recording a solo tackle in a reserve role ... Did not record a stat in playing time at Arizona State ... Had another special teams tackle vs. No. 19/19 Stanford ... Did not find the stat sheet in time at Air Force, against Northern Illinois, at UNLV, vs. Boise State or against Fresno State.

- **2016 (Junior):** Missed the entire season with a second torn ACL.
- **2015 (Sophomore):** Played in all 14 games on the season, making three tackles (two solo) with a quarterback hurry ... Recorded the first tackle of his career at Hawai'i on the kickoff unit ... Made a solo stop at San José State in a reserve role ... Had a solo tackle vs. Nevada ... Also played vs. San Diego, at California, vs. South Alabama, at Penn State, vs. Fresno State, against Utah State, at Colorado State, at UNLV, vs. Air Force in the Mountain West Championship and vs. Cincinnati in the Hawai'i Bowl.
- **2014 (Freshman):** Logged playing time in the opener off the bench vs. Northern Arizona, but tore an ACL in one of his knees and ultimately missed the entire season.
- **2013 (Redshirt):** Redshirted his first year on The Mesa.
- **High School:** Also saw time as a wide receiver and punt returner at Foothill High School ... Was a two-time all-league pick ... Missed most of the 2012 season with an injury, but starred in the 2011 campaign with 69 tackles (55 solo), 3.0 TFL, three interceptions, nine pass deflections, two blocked field goals and a forced fumble on defense ... Also made 21 catches for 507 yards and eight touchdowns as a receiver ... A three-star recruit by Rivals.com, ESPN, and 247Sports.com ... Was the second-ranked safety in Nevada by Rivals and ESPN, and No. 4 by 247Sports ... Also No. 64 safety in the nation by ESPN, while earning a scout grade of No. 74, and No. 102 by 247Sports ... A two-star recruit and ranked 129th in the country by Scout.com ... Also played basketball and baseball, where he was a two-time all-conference selection as a centerfielder and pitcher ... Helped the basketball team to three straight league titles.
- **Personal:** Tyler Lee Morris was born July 22, 1995, in Las Vegas, Nev. ... Son of Matthew and Freddie Morris ... Chose the Aztecs over UNLV and also drew interest from Boise State, Duke, Northern Arizona, Oregon, Oregon State, Southern Utah and Wake Forest in the recruiting process ... Earned his bachelor's degree in communication and is now working on his master's degree in homeland security.

Morris' Career Statistics

Season	GP	GS	UA	A	TT	TFL	Sk	Int.	PBU	FF	FR
2014	1	0	0	0	0	0.0	0.0	0	0	0	0
2015	14	0	2	1	3	0.0	0.0	0	0	0	0
2017	8	0	2	0	2	0.0	0.0	0	0	0	0
Career	23	0	4	1	5	0.0	0.0	0	0	0	0

Career Highs: Tackles: 1, five times.

2017 Highs: Tackles: 1 vs. No. 19/19 Stanford (9/16/17), vs. UC Davis (9/2/17).

Morris' Career Game-by-Game

Date	Opponent	GP	GS	UA	A	TT	TFL	Sk.	Int.	PBU	FF	FR
A.30.14	Northern Arizona	1	0	0	0	0	0.0	0.0	0	0	0	0
S.5.15	San Diego	1	0	0	0	0	0.0	0.0	0	0	0	0
S.12.15	at California	1	0	0	0	0	0.0	0.0	0	0	0	0
S.19.15	South Alabama	1	0	0	0	0	0.0	0.0	0	0	0	0
S.26.15	at Penn State	1	0	0	0	0	0.0	0.0	0	0	0	0
O.3.15	Fresno State*	1	0	0	0	0	0.0	0.0	0	0	0	0
O.10.15	at Hawai'i*	1	0	0	1	1	0.0	0.0	0	0	0	0
O.17.15	at San José State*	1	0	1	0	1	0.0	0.0	0	0	0	0
O.23.15	Utah State*	1	0	0	0	0	0.0	0.0	0	0	0	0
O.31.15	at Colorado State*	1	0	0	0	0	0.0	0.0	0	0	0	0
N.14.15	Wyoming*	1	0	0	0	0	0.0	0.0	0	0	0	0
N.21.15	at UNLV*	1	0	0	0	0	0.0	0.0	0	0	0	0
N.28.15	Nevada*	1	0	1	0	1	0.0	0.0	0	0	0	0
D.5.15	Air Force**	1	0	0	0	0	0.0	0.0	0	0	0	0
D.24.15	vs. Cincinnati%	1	0	0	0	0	0.0	0.0	0	0	0	0
S.2.17	UC Davis	1	0	1	0	1	0.0	0.0	0	0	0	0
S.9.17	at Arizona State	1	0	0	0	0	0.0	0.0	0	0	0	0
S.16.17	No. 19/19 Stanford	1	0	1	0	1	0.0	0.0	0	0	0	1
S.23.17	at Air Force*	1	0	0	0	0	0.0	0.0	0	0	0	0
S.30.17	Northern Illinois	1	0	0	0	0	0.0	0.0	0	0	0	0
O.7.17	at UNLV	1	0	0	0	0	0.0	0.0	0	0	0	0
O.14.17	Boise State*	1	0	0	0	0	0.0	0.0	0	0	0	0
O.21.17	Fresno State*	1	0	0	0	0	0.0	0.0	0	0	0	0

Bold indicates season high. * - Mountain West game. ** - 2015 Sports Authority Mountain West Championship (Qualcomm Stadium; San Diego, Calif). % - 2015 Hawai'i Bowl (Aloha Stadium; Honolulu, Hawaii).

#55 CHIBU ONYEUKWU (CHEE-boo On-YOU-koo)

Defensive End • Junior • 6-4 • 255 • Pittsburg, Calif. • Contra Costa College

- **At San Diego State:** Athletic defensive end, who has three years of collegiate experience (2014-15 with Contra Costa College and redshirting last year with San Diego State) ... Is listed second on the depth chart at left defensive end behind two-year starter Noble Hall.
- **2017 (Junior):** Has played in all eight games this season, registering 10 tackles (six solo), including 2.5 sacks (and tackles for loss) for 15 yards, and a quarterback hurry ... Logged his first career snaps in a Division I game against UC Davis in the opener, but did not find the stat sheet ... Had a big impact off the bench at Arizona State, coming up with two tackles (one solo), including 1.5 sacks (and tackles for loss) for seven yards, and a quarterback hurry ... The two tackles, 1.5 sacks and 1.5 TFL were all the first of his DI career ... Made one solo stop against No. 19/19 Stanford ... Registered a special teams stop at Air Force ... Recorded two solo tackles off the bench against Northern Illinois, including an 8-yard sack (and tackle for loss) ... Made an assisted stop at UNLV in a reserve role ... Had two tackles (one solo) vs. Boise State ... Registered a solo stop off the bench vs. Fresno State.
- **2016 (Redshirt):** Redshirted his first season with SDSU.
- **2014-15 (At Contra Costa College):** Played two seasons for Contra Costa College alongside his brother, Chima, helping the Comets to consecutive Pacific 7 Conference championships ... Anchored a defensive line in 2015 that allowed the fewest passing yards (157.7) in the California Community College Athletic Association (CCCAA) ... Led the team in 2015 with eight sacks and 12 tackles for loss ... Recorded 26 tackles, 22 solo ... 2015 All-California Community College Region II first team honoree ... A two-star recruit according to Scout and Rivals ... Chose SDSU over offers from Fresno State, New Mexico, San José State, UCF, Toledo, Weber State and Iowa State.
- **High School:** Played two seasons at Deer Valley, helping the Wolverines to an 11-2 mark his senior season after recording 61 tackles, 28 on his own, an interception and a team-best 6.0 tackles for loss ... 2013 All-Bay Valley Athletic League first team and All-East Bay second team honoree ... Also played basketball at Deer Valley.
- **Personal:** Chibueze Onyeukwu was born April 11, 1997, in Prince George, Md. ... Son of Stella Joel ... Majoring in sociology.

Onyeukwu's Career Statistics

Season	GP	GS	UA	A	TT	TFL	Sk	Int.	PBU	FF	FR
2017	8	0	6	4	10	2.5	2.5	0	0	0	0
Career	8	0	6	4	10	2.5	2.5	0	0	0	0

Career/2017 Highs: Tackles: 2 vs. Boise State (10/14/17), vs. Northern Illinois (9/30/17), vs. at Arizona State (9/9/17); Tackles For Loss: 1.5 at Arizona State (9/9/17); Sacks: 1.5 at Arizona State (9/9/17).

Onyeukwu's Career Game-by-Game

Date	Opponent	GP	GS	UA	A	TT	TFL	Sk.	Int.	PBU	FF	FR
S.2.17	UC Davis	1	0	0	0	0	0.0	0.0	0	0	0	0
S.9.17	at Arizona State	1	0	1	1	2	1.5	1.5	0	0	0	0
S.16.17	No. 19/19 Stanford	1	0	1	0	1	0.0	0.0	0	0	0	0
S.23.17	at Air Force*	1	0	0	1	1	0.0	0.0	0	0	0	0
S.30.17	Northern Illinois	1	0	2	0	2	1.0	1.0	0	0	0	0
O.7.17	at UNLV*	1	0	0	1	1	0.0	0.0	0	0	0	0
O.14.17	Boise State*	1	0	1	1	2	0.0	0.0	0	0	0	0
O.21.17	Fresno State*	1	0	1	0	1	0.0	0.0	0	0	0	0

*Bold indicates season high. * - Mountain West game.*

#20 RASHAAD PENNY

Running Back/Kick Returner • Senior • 5-11 • 220 • Norwalk, Calif. • Norwalk HS

- **At San Diego State:** Speedy back, who has turned into one of the top kick returners in the country ... Logged more carries last year and will be expected to carry the load this season with the NCAA's all-time leading rusher Donnell Pumphrey graduating to play with the NFL's Philadelphia Eagles ... Among active players in FBS, is ranked first in kick return touchdowns (6), third in rush average (6.7, min. 300 att.) and kick return average (29.4, min. 30 att.), fifth in all-purpose yards (5,210) and tied for 10th in total touchdowns (37) ... His six career kick return touchdowns are the most in program history and one shy from the NCAA record of seven ... Three of his six kick return touchdowns have gone for 100 yards (has only happened three other times in school history) ... Also ranks second all-time at SDSU in kick return yards

(2,207, just nine yards short of Colin Lockett's (2010-13) record of 2,216) and kick returns (75), third in all-purpose yards (5,210), fourth in overall touchdowns (37), eighth in rushing touchdowns (25) and points scored, tied for eighth in 100-yard rushing games (11) and ninth in rushing yards (2,523) ... Is averaging 6.67 yards per carry for his career, the highest average in SDSU Division I history (since 1969) among players with at least 1,100 career yards ... Has 33 touchdowns (24 rushing, five receiving and four kick return) over the last 26 games heading into the Hawai'i contest ... Has six 100-yard rushing games this year (T-12th at SDSU), 11 career 100-yard games (T-8th at SDSU) and two career 200-yard games (T-7th at SDSU) ... SDSU is 22-3 over his career when he scores at least one touchdown, 9-0 when he scores multiple touchdowns, 15-2 when he rushes for at least one score and 6-0 when he rushes for multiple touchdowns ... The Aztecs are also 11-0 when he rushes for at least 100 yards, 5-0 when he breaks 150 yards and 2-0 when he reaches 200 yards ... Has scored multiple rushing touchdowns in six games over his career, including three times this year ... Has 37 overall touchdowns, including 25 rushing, six kick return and six receiving ... Penny has seven MW player-of-the-week awards for his career, including five this year in eight weeks (four-time offensive player of the week, special teams player of the week on Sept. 11) (He was also a MW Special Teams Player-of-the-Week winner once in 2015 and once in 2016) ... Penny's seven MW weekly accolades are tied with Ronnie Hillman for SDSU's most in league history.

- **2017 (Senior):** Has been chosen as a captain by his teammates ... Has racked up numerous midseason awards, including being named a second-team All-America selection by both the Associated Press and Sports Illustrated, and Sports Illustrated's Best Group of Five Heisman Candidate ... Has racked up numerous preseason national recognition, including being named to four watch lists - Maxwell Award (collegiate player of the year), Walter Camp Player of the Year, Hornung Award (most versatile player) and CFPA National Performer of the Year ... Also was named a second-team All-American as a kick returner by both Phil Steele Magazine and CBS Sports, and a third-team selection by Athlon Sports ... Has been named the Mountain West Special Teams Player of the Year by the league's media, as well as a preseason first-team all-MW selection at both running back and kick returner ... Also dominated the preseason magazine awards, earning first-team honors at running back by Athlon Sports, Lindy's Sports, Phil Steele Magazine and Street & Smith's, and at kick returner by Athlon Sports, Phil Steele Magazine and Lindy's Sports (all-purpose) ... Lindy's has him as the "Fourth-Rated All-Purpose Player in FBS" and the "Sixth-Rated Talent in the MW" ... Labeled as the "Ninth-Rated Return Specialist in the 2018 NFL Draft" by Phil Steele Magazine ... CBS Sports has him as the "16th-Rated Running Back in the 2018 NFL Draft" ... Also deemed the "MW's Heisman Hopeful" and "MW's Top NFL Prospect" by Street & Smith's ... Matthew Murschel of the Orlando Sentinel has him as a "Top 10 MW Player to Watch," while Pete Fiutak of Campus Insiders as him as "SDSU's Best Offensive Player" ... Has rushed 179 times for 1,115 yards (6.2 avg.) on the season with 10 rushing touchdowns and a long run of 95 yards ... Also has 17 catches for 137 yards (8.0 avg) and two touchdowns with a long reception of 33 yards ... Has also returned 11 kicks for 279 yards (25.4 avg.), including a 99-yard TD ... Currently leads FBS in all-purpose yards (1,530), is third in rushing yards (1,115) and all-purpose yards per game (191.25), tied for fourth in overall touchdowns (13) and fifth in rushing yards per game (139.4) ... Also is tied for sixth total points scored (78), tied for eighth in kick return touchdowns (1), tied for 11th in rushing touchdowns (10), tied for 18th points per game (9.8) and 25th in rushing yards per carry (6.23) ... His 1,115 rushing yards are more than 58 other FBS teams ... Is already ranked 17th in SDSU single-season history in rushing yards (1,115) ... Was the second Aztec in school history and first since Marshall Faulk in 1992 to start a season with six straight 100-yard rushing games ... Became the sixth Aztec with multiple 1,000-yard rushing seasons in program history (also Faulk (3), Donnell Pumphrey (3), Paul Hewitt (2), Ronnie Hillman (2) and Adam Muema (2)) ... Reached 1,000 rushing yards in the team's seventh game of the season, tied for the third-fewest games in program history ... His rush averages by quarter this year: 1st - 6.3, 2nd - 6.1, 3rd - 6.1, 4th - 6.2 - and by half: 1st - 6.2, 2nd - 6.2 ... His rush averages by down - 1st - 6.0, 2nd - 4.9, 3rd - 9.1, 4th - 8.7 ... Was named the MW Offensive Player of the Week on Sept. 4 for his play against UC Davis in the opener, when he ran for 197 yards and two touchdowns on a then career-high 21 carries in just three quarters ... The 197 yards were the third most in a SDSU season opener in its Division I history (since 1969) ... Also added an 18-yard kick return to finish with 215 all-purpose yards ... Gave San Diego State a 10-0 lead in the first quarter with a 61-yard touchdown run and later added a 9-yard TD late in the second in what proved to be the game-winning score, putting the Aztecs up, 24-3, at the half ... Had arguably the best game of this career at Arizona State, rushing 18 times for a career-high 216 yards (12.0 avg.) and a touchdown, while adding four catches for 38 yards and a touchdown, and a 99-yard kick return for a score ... For his efforts, racked up numerous awards, including the Walter Camp FBS Offensive Player of the Week, the MW Offensive Player of the Week and the MW Special Teams Player of the Week, the Paul Hornung

Award Honor Roll and a CFPA Honorable Mention National Performer of the Week ... In the game, Penny became the first player (still the only player) in FBS this season with at least one rushing touchdown, one receiving touchdown and one kick return score in the same game ... Penny's 353 all-purpose yards (216 rushing, 99 kick return and 38 receiving) are the second most in a FBS game this season, third most in SDSU single-game history, only trailing Marshall Faulk's 422 vs. Pacific on Sept. 14, 1991 and Darnay Scott's 354 against UTEP on Oct. 17, 1992, and rank as the fifth most in Mountain West history ... The 216 rushing yards are also the 20th most in a game this season in FBS play ... Penny's first score was a 95-yard rushing touchdown to put San Diego State up, 7-0, in the first quarter, which is the third-longest rushing play in FBS this season, third-longest rushing play in program history and longest since a 99-yard run by Ronnie Hillman vs. Wyoming on Oct. 29, 2011 ... Later added a 99-yard kick return touchdown in the second quarter to put the Aztecs up, 14-7, tied for the 10th-longest kick return in FBS this season and tied for the seventh-longest kick return in program history ... It extended his school record with his sixth career KR score ... Finished his scoring with a 33-yard touchdown catch from Christian Chapman in the third to give SDSU a 27-14 advantage ... He became the 11th player in SDSU history with multiple 200-yard rushing games ... Had another solid outing against Stanford, rushing a career-high 32 times for 175 yards, while adding a career-high five receptions for 31 yards en route to being named the MW Offensive Player of the Week for a third straight week ... The 175 yards are the fourth most in the country this year against a Top 25 team ... Recorded his third consecutive 100-yard game and third straight 150-yard rushing game ... Broke 200 all-purpose yards for the third straight game ... Improved his average per carry each quarter, going 3.4 in the first, 5.6 in the second, 6.4 in the third and 7.2 in the fourth ... Rushed 20 times for 128 yards (6.4 avg.) with three touchdowns in stormy conditions at Air Force, while catching three passes for 18 yards en route to being named the MW Offensive Player of the Week for a fourth straight week, the first time that has happened in league history ... Recorded his fourth consecutive 100-yard game ... Tied a career high with three rushing touchdowns and three overall touchdowns ... Became the 14th player to eclipse 2,000 rushing yards for his career ... His touchdowns got SDSU on the scoreboard (two yards), put the Aztecs in the lead at 14-9 (20 yards) and put San Diego State up for good at 28-24 (53 yards) ... Rushed 25 times for 107 yards, had two receptions for 32 yards and a touchdown, and returned three kickoffs for 86 yards vs. Northern Illinois ... Recorded his fifth consecutive 100-yard game ... Recorded his second receiving touchdown of the season and sixth of his career ... Rushed 27 times for 170 yards (6.3 avg.) and two touchdowns at UNLV, while adding two catches for eight yards ... Recorded his sixth consecutive 100-yard game (then tied for second-longest active streak in FBS play and tied for fifth-longest streak in SDSU history) and 11th of his career (all over the previous 16 games) ... His 11 career 100-yard rushing games are tied for the eighth most in school history (Norm Nygaard, 1952-54, and David Turner, 1976-77) ... Joined Marshall Faulk in 1992 as the only players in school history with six consecutive 100-yard rushing games to open a season (no Aztec has ever started with seven straight 100-yard games) ... San Diego State improved to 11-0 when he rushes for at least 100 yards and 4-0 when he eclipses 150 ... Rushed for 53 yards on 21 carries and returned one kick for 17 yards against Boise State ... Eclipsed 1,000 rushing yards for the second consecutive season ... Became the sixth Aztec with multiple 1,000-yard rushing seasons in program history (also Marshall Faulk (3), Donnel Pumphrey (3), Paul Hewitt (2), Ronnie Hillman (2) and Adam Muema (2)) ... Broke 1,000 rushing yards in just the seventh game of the season, tied for the third-fewest games to reach 1,000 yards in program history (also Hillman (2011) and George Jones (1995)) ... Only Pumphrey (2016) and Faulk (1992) reached 1,000 yards in fewer games (both in their sixth game) ... Became the third player in FBS play this season to break 1,000 yards ... Scored his 10th rushing touchdown of the season and 25th of his career ... Now has 13 overall touchdowns this year and 37 for this career ... The 25 rushing scores rank eighth in SDSU history, while the 37 overall touchdowns rank sixth ... Now has 33 touchdowns (24 rushing, five receiving and four kick return) over his last 25 games ... The Aztecs dropped to 15-2 when he scores at least one rushing touchdown and 22-3 when he scores at least one touchdown overall (rushing, receiving or kick return) ... Rushed 15 times for 69 yards (4.6 avg.) with a long of 21 yards against Fresno State ... Also caught a 9-yard pass and returned four kicks for 57 yards (14.3 avg.) ... Is now ranked ninth all-time at SDSU with 2,523 rushing yards and 17th on the season with 1,115 rushing yards.

- **2016 (Junior):** Was named the MW Special Teams Player of the Year for a second straight season and also was a first-team all-MW pick ... Was the second kick returner in conference history to win the special teams player-of-the-year award twice (also Jeremy Kerley, 2009-10 at TCU) and the third player overall (also Louie Sakoda, 2006-08 at Utah) ... Was named the team's most valuable special teams player for a second straight season ... Was on the Paul Hornung Award Watch List, which goes out to the most versatile player ... Also was a preseason second-team All-American as a kick returner by both CBS Sports and *Athlon Sports* ... Was

chosen as the preseason Mountain West Special Teams Player of the Year by the league's media ... Also was a first-team all-Mountain West selection by the MW media, *Phil Steele's 2016 College Football Preview*, *ESPN College Football 2016*, *Athlon Sports* and *Lindy's Sports* ... Also deemed a "SDSU Player to Watch" by *Lindy's Sports* ... Rushed for 1,018 yards and 11 touchdowns on 136 attempts (7.5 avg.), while adding 15 catches for 224 yards (14.9 avg.) and three touchdowns ... The 1,018 yards ranked as the 21st most in SDSU single-season history ... Also returned 20 kickoffs for 624 yards (31.2 avg.) and two additional scores ... Was one of only nine players in the country with at least 11 rushing touchdowns and three receiving scores, and the only with a kick return TD as well (he had two) ... Had a touchdown in nine straight games, registering 11 total touchdowns over that span (six rushing, three receiving and two kick return), until he failed to score at Fresno State ... Ranked fourth in the nation (No. 1 in MW) in kick return average (31.2), despite being kicked away from most of the year as the defending MW Special Teams Player of the Year and preseason MW Special Teams Player of the Year ... Was also ranked first in the MW (No. 2 nationally) in kick return touchdowns (2), fifth in total touchdowns (26th nationally, 16), sixth in all-purpose yards per game (29th nationally, 133.29), and ninth in rushing yards per game (72.72) and rushing touchdowns (57th nationally, 11) ... Only 14 running backs had more receiving touchdowns than his three ... Carried nine times off the bench for 33 yards (3.7 avg.) with a 1-yard touchdown in the opener vs. New Hampshire ... Was named the MW Special Teams Player of the Week on Sept. 12 for his play against California ... Scored SDSU's first two touchdowns in the first quarter on a 25-yard pass from Christian Chapman and a 100-yard kick return ... The kick return touchdown was the fourth of his career, which passed Colin Lockett (2010-13) for the most in school history ... It was also the third 100-yard kick return of his career and sixth in program history ... Added eight rushes for 28 yards (3.5 avg.) ... Rushed 14 times for 65 yards, while adding two catches for 37 yards, including a 27-yard touchdown reception at Northern Illinois ... Rushed nine times for 62 yards and a touchdown at South Alabama ... Also returned three kicks for 58 yards (19.3 avg.) with a long of 26 yards ... Had another big game against UNLV, rushing 14 times for a 110 yards and a touchdown, and adding two catches for 50 yards and a touchdown ... The rushing yards, rushing touchdown, receptions, receiving yards and receiving TD were all personal bests ... Recorded his first career 100-yard rushing game (75th player in school history) ... Scored a touchdown for the ninth straight game, which gave him 11 touchdowns over that span, including six rushing, three receiving and two kick return ... Rushed 15 times for 49 yards (3.3 avg.) at Fresno State and added a 5-yard catch ... Also returned two kicks for 41 yards (20.5 avg.) with a long of 25 yards ... Had his streak of consecutive games with a touchdown snapped at nine ... Rushed nine times for 105 yards (11.7 avg.) and a career-high three touchdowns, while adding two catches (tied career high) for a career-best 64 yards against San José State ... It was his second career 100-yard game and second in three contests ... Highlighting the 105-yard game was a career-long 73-yarder ... Rushed five times for 16 yards (3.2 avg.) and caught a pass for no gain in limited action at Utah State ... Had a 56-yard kick return, but slightly injured his ankle on the play and saw little action the rest of the way ... The 56-yard return, however, moved him past Monty Gilbreath (1,505) into second place on the school's all-time list ... Rushed eight times for 108 yards and a touchdown against Hawai'i ... Logged his third career 100-yard rushing game ... His 73-yard touchdown tied a career-long rush ... Rushed 10 times for a career-high 208 yards and two touchdowns at Nevada ... Became the 20th player in school history with a 200-yard rushing game ... The 20.8 rushing average was the highest by an FBS running back in a game since at least 1996 (min. 10 attempts) ... Logged his fourth career 100-yard rushing game, all of which happened over his last six games ... Rushed five times for 79 yards (15.8 avg.) and had two kick returns for 94 yards, including a 93-yard return for a touchdown at Wyoming in his first start of the season (fifth overall) ... Had his second kick return for a touchdown this season and extended his school record with the fifth of his career ... Totaled 395 rushing yards and three touchdowns on 23 carries (17.2 avg.) over his last three games, and 516 yards and six touchdowns on 37 carries (13.9 avg.) over his last five contests ... Carried four times for 15 yards (3.8 avg.) against Colorado State, while returning a career-high seven kicks for 113 yards (16.1 avg.) ... Had a huge game at Wyoming in the MW Championship game, rushing 16 times for 117 yards (7.3 avg.) and two touchdowns, while adding two receptions for 13 yards and two kick returns for 113 yards, compiling a game-high 243 all-purpose yards ... Was named the game's most valuable offensive player for his efforts ... It was his 10th and 11th rushing touchdowns of the year (14th and 15th of his career) and 15th and 17th overall scores this season (23rd and 24th of career) ... Rushed 10 times for 23 yards, while adding a 4-yard catch vs. Houston in the Las Vegas Bowl ... Also returned two kicks for 29 yards (24.5 avg.) ... Became the 17th Aztec to record a 1,000-yard season (24th occasion overall) ... Finished the season with 1,018 yards, which ranks 21st in SDSU single-season history.

- **2015 (Sophomore):** Was named the Mountain West Special Teams Player of the Year by the

league's head coaches and media, and a first-team all-league pick as a kick returner ... Was the first Aztec to be named a league special teams player of the year in program history ... Also was named a fourth-team All-American by *Phil Steele Magazine* ... Was chosen as the Most Valuable Special Teams Player at the season-ending team banquet ... Was named a fourth-team pre-season all-Mountain West selection as a kick returner by both Phil Steele and *Athlon Sports* ... Ranked third on the team with 1,292 all-purpose yards in 14 games (92.3 avg.) ... Was most impressive in the kick return game, where he returned 24 kicks for 804 yards (33.5 avg.) with three touchdowns (97, 100 and 100 yards) ... Was second in FBS in kick return average (33.5) and tied for second in kick return touchdowns (3) ... His three kick return touchdowns set a school single-season record ... His 804 kick return yards were the second most in Aztec single-season history (Monty Gilbreath, 880 in 1987) ... Also rushed 61 times for 368 yards (6.0 avg.) and four touchdowns, and had eight catches for 120 yards (15.0 avg.) and another score ... Added five tackles on special teams ... His three tackles on punt returns tied for second on the team ... Had a fantastic season debut vs. San Diego, taking the opening kickoff of the second half 97 yards for a touchdown ... It was the first kick return touchdown by an Aztec since Lockett on Nov. 3, 2012 at Boise State ... Was one of nine players in FBS with at least one kick return for a touchdown over the first week of play ... The 97-yard kick return was the fifth longest in FBS play during the opening week and tied for the eighth longest in SDSU history ... Also led the team with 39 receiving yards on two catches (19.5 avg.) and added a 6-yard carry ... Had another solid outing at California, leading the Aztecs once again with 130 all-purpose yards ... Returned three kickoffs for 93 yards (31.0 avg.), rushed five times for 34 yards (6.8 avg.) and caught one pass for three yards ... Returned two kicks for 34 yards (17.0 avg.), including a long of 25 against South Alabama ... Did not attempt a rush or catch a pass in the game ... Had a career game at Penn State, being named the MW Special Teams Player of the Week ... Returned two kicks for a career-high 137 yards (68.5 avg.), including a 100-yard touchdown (fourth 100-yard kick return touchdown in Aztec history) that tied the game at 7-7 in the first quarter ... It was just the fifth kick return for a San Diego State player in a road game since 1996 and first since Nov. 3, 2012 with Lockett's 100-yarder at Boise State ... Also added a 55-yard rush, the longest of his career and first 50-plus yard run against the Nittany Lions since Nov. 23, 2013, and two solo tackles on special teams ... Finished the game with a career-best 192 all-purpose yards on just three touches (64.0 avg.) ... Had another good game vs. Fresno State, making two catches for a team-high 48 yards, including a 33-yard touchdown, adding a 17-yard rush and returning a kick back 18 yards ... The receiving touchdown was the first of his career ... Also set career highs in receiving yards (48), receptions (2, tied) and long reception (33) ... Returned two kicks for 34 yards at Hawai'i ... Also added a special teams tackle ... Had a 33-yard kick return at San José State, and rushed five times for 11 yards (2.2 avg.) ... Had a good game vs. Utah State, rushing a career-high 10 times for 38 yards and his first career touchdown ... Also returned a kick 22 yards ... Earned the start for the first time of his career at Colorado State ... Finished with 135 all-purpose yards (second most in the game) with 81 yards on three kick returns (27.0 avg.) and a long of 41 yards, and 54 rushing yards on nine attempts (6.0 avg.) ... Had a 6-yard rush against Wyoming in a second straight start ... Also returned two kicks for 50 yards (25.0 avg.) with a long of 28 yards ... Rushed for a career-high 81 yards and a touchdown on a career-best 18 attempts (4.5 avg.) off the bench at UNLV ... Also added a 2-yard reception ... Rushed six times for 21 yards and a touchdown in his third career start vs. Nevada ... Also caught two passes for 28 yards (14.0 avg.) and returned a kick for 18 yards ... The 18-yard return appeared to be returned 90 yards for a touchdown but a holding penalty kept it at just as a 18-yard return ... Had another good game in a start against Air Force with a 28-yard rushing touchdown and 87 kick return yards on four returns (21.8 avg.) ... It was his fourth rushing touchdown this season (and of his career) ... Started out the Hawai'i Bowl with a 100-yard kick return for a touchdown against Cincinnati ... The kickoff return for a touchdown was his school-record third of the season and third of his career (tied with Colin Lockett for first all-time at SDSU) ... He became the first player to take an opening kickoff back for a touchdown in a bowl since Boise State's Doug Martin in the 2011 Las Vegas Bowl ... It was his eighth overall touchdown of the season (and career) (also four rushing and one receiving) ... Also carried three times for 17 yards (5.7 avg.).

- **2014 (True Freshman):** Played in all 13 games as the team's main kick returner ... Returned 20 kicks for 500 yards (25.0 avg.) with a long of 57 yards ... The 25.0 average ranked second in the Mountain West and 29th in the nation ... Also had two rushes for 22 yards, including a long of 21 yards ... Was one of three true freshmen to see action in the opener vs. Northern Arizona ... Did not record a stat as both kickoffs were poached ... Returned his first career kickoff at No. 21/23 North Carolina, taking it back 11 yards ... Had a 19-yard kick return at Oregon State ... Had a 15-yard kick return in the MW opener vs. UNLV ... Had the best kick return game of his career at Fresno State, returning a career-high three kicks for a career-best

67 yards (career-high 22.3 avg.) ... Included in the three returns was a career long of 33 yards ... Was back to return kicks once again at New Mexico, but did not have the chance to return any ... Started as the team's kick returner vs. Hawai'i, but did not return any kicks ... Had arguably his best outing of the year at Nevada, when he returned a career-high four kicks for a career-best 110 yards, including a career-long 45-yarder ... Also had his first career carry for 21 yards ... Finished with a game-high 131 all-purpose yards ... Returned one kickoff for 41 yards against Idaho ... Returned three kicks for 69 yards (23.0 avg.) at Boise State with a long of 36 yards ... Also carried once for a 1-yard gain ... Returned two kickoffs for 49 yards (24.5 avg.) against Air Force with a long of 28 yards ... Had a 12-yard kick return vs. San José State ... Had a solid outing vs. Navy in the Poinsettia Bowl, returning three kicks for 107 yards (35.7 avg.) ... Began the game with a 33-yard return, then added a career-long 57-yarder on his next return ... Later returned a kickoff 17 yards in the fourth quarter.

- **High School:** A three-time letterwinner at Norwalk High School in Norwalk, Calif. ... Rushed for 2,504 yards and 41 touchdowns on 216 carries as a senior ... Also caught 21 passes for 665 yards and 10 touchdowns ... Racked up 3,416 all-purpose yards ... Rushed for 1,872 yards and 30 touchdowns as a junior and 747 yards and nine scores as a sophomore ... Over his career, amassed 5,124 rushing yards on 496 carries (10.33 avg.) ... Scored 103 touchdowns, including 80 on the ground ... Made 68 tackles on defense as a senior and 90 overall ... Was named the Suburban League MVP as a senior, while earning first-team all-Suburban League honors his final three years ... Named first-team all-state ... Received three stars from *Rivals.com*, *Scout.com*, *ESPN.com* and *247sports.com* ... Scout ranked him as the 42nd-best running back in the 2014 class, while 247sports had him 63rd ... Earned a grade of 84 by 247sports and a scout grade of 73 by ESPN.
- **Personal:** Rashaad Armein Penny was born Feb. 2, 1996, in Norwalk, Calif. ... Son of Robert and Desiree Taplin ... Picked SDSU over offers from Boise State, Colorado State, Fresno State, Nevada, San José State and Utah State ... Also drew interest from Alabama, Notre Dame, Oregon, Tennessee, UCLA, Utah and Washington, among others ... Is majoring in interdisciplinary studies.

Penny's Career Statistics

Season	Rushing							Receiving					
	GP	GS	Att.	Yds.	TD	Lg.	Avg.	100+	No.	Yds.	Avg.	TD	Lg.
2014	13	0	2	22	0	21	11.0	0	0	0	0.0	0	0
2015	14	4	61	368	4	55	6.0	0	8	120	15.0	1	33
2016	14	1	136	1,018	11	73	7.5	5	15	224	14.9	3	41
2017	8	8	179	1,115	10	95	6.2	6	17	136	8.0	2	33
Career	49	13	378	2,523	25	95	6.7	11	40	480	12.0	6	41

Kick Returns

Season	GP	GS	No.	Yds.	Avg.	Long	TD	All-Purpose	
								Total Yds/Gm.	
2014	13	13	20	500	25.0	57	0	522	40.2
2015	14	14	24	804	33.5	100	3	1,292	92.3
2016	14	14	20	624	31.2	100	2	1,866	133.3
2017	8	8	11	279	25.4	99	1	1,530	191.2
Career	49	49	75	2,207	29.4	100	6	5,210	106.3

Career Highs: Carries: 32 vs. No. 19/19 Stanford (9/16/17); Rushing Yards: 216 at Arizona State (9/9/17); Rushing Touchdowns: 3 at Air Force (9/23/17), vs. San José State (10/21/16); Long Rush: 95 at Arizona State (9/9/17); Receptions: 5 vs. No. 19/19 Stanford (9/16/17); Receiving Yards: 64 vs. San José State (10/21/16); Receiving Touchdowns: 1, six times; Long Reception: 41 vs. UNLV (10/8/16); Kick Returns: 7 vs. Colorado State (11/26/16); Kick Return Yards: 137 at Penn State (9/26/15); Kick Return Touchdowns: 1, six times; Long Kick Return: 100 vs. California (9/10/16), vs. Cincinnati (12/24/15), at Penn State (9/26/15); All-Purpose Yards: 353 at Arizona State (9/9/17); Total Touchdowns: 3 at Air Force (9/23/17), at Arizona State (9/9/17), vs. San José State (10/21/16); Tackles: 2 at Penn State (9/26/15).

2017 Highs: Carries: 32 vs. No. 19/19 Stanford (9/16/17); Rushing Yards: 216 at Arizona State (9/9/17); Rushing Touchdowns: 3 at Air Force (9/23/17); Long Rush: 95 at Arizona State (9/9/17); Receptions: 5 vs. No. 19/19 Stanford (9/16/17); Receiving Yards: 38 at Arizona State (9/9/17); Receiving Touchdowns: 1 vs. Northern Illinois (9/30/17), at Arizona State (9/9/17); Long Reception: 33 at Arizona State (9/9/17); Kick Returns: 3 vs. Northern Illinois (9/30/17); Kick Return Yards: 99 at Arizona State (9/9/17); Kick Return Touchdowns: 1 at Arizona State (9/9/17); Long Kick Return: 99 at Arizona State (9/9/17); All-Purpose Yards: 353 at Arizona State (9/9/17); Total Touchdowns: 3 at Air Force (9/23/17), at Arizona State (9/9/17).

0.14.17	Boise State*	1	*	1	17	17.0	17	0
0.21.17	Fresno State*	1	*	4	57	14.3	20	0

*Bold indicates season high. * - Mountain West game. # - 2014 San Diego County Credit Union Poinsettia Bowl (Qualcomm Stadium; San Diego, Calif.). ^ - 2015 Sports Authority Mountain West Championship (Qualcomm Stadium; San Diego, Calif.). % - 2015 Hawai'i Bowl (Aloha Stadium; Honolulu, Hawaii). @ - 2016 Mountain West Championship (War Memorial Stadium; Laramie, Wyo.). ^ - 2016 Las Vegas Bowl (Sam Boyd Stadium; Las Vegas, Nev.). GS - * in this category the player was on the field the first time San Diego State was in the kick return formation.*

#65 SERGIO PHILLIPS

Defensive Tackle • Senior • 6-2 • 285 • DeSoto, Texas • De Soto HS

- **At San Diego State:** Originally signed with the 2013 class as an offensive lineman, but didn't join SDSU until the spring of 2014 on the defensive line ... Worked up from No. 4 on the depth chart at defensive tackle heading into the fall to the backup to Christian Heyward for the Poinsettia Bowl vs. Navy, but moved back to offensive line during the spring of 2015 ... Moved back to the defensive side of the ball for the final two games of 2015 due to an injury to Heyward, where he has remained since ... Is listed as the starter at defensive tackle heading into the 2017 campaign.
- **2017 (Senior):** Has been named a preseason second-team all-Mountain West selection by *Phil Steele Magazine* and a fourth-team all-Mountain West selection by *Athlon Sports* ... Has started the team's eight games, making 30 tackles (14 solo) with a 2-yard tackle for loss and three quarterback hurries ... Ranks fifth in the MW in tackles per game (3.8) among defensive linemen ... Started for the first time of his career in the opener against UC Davis and finished with a pair of assisted stops ... Made three tackles (two solo) with a 2-yard and a quarterback hurry in a start at Arizona State ... Recorded a solo stop in a start with a QBH vs. No. 19/19 Stanford ... Made a season-high seven tackles at Air Force ... Came up with seven tackles once again vs. Northern Illinois ... Had three tackles (two solo) in a start at UNLV ... Registered an assisted tackle against Boise State ... Had six tackles (four solo) and added a quarterback hurry in another start against Fresno State.
- **2016 (Junior):** Played in the team's 14 games off the bench, logging 42 tackles (20 solo), 3.5 tackles for loss, three sacks, a forced fumble, a pass breakup and three quarterback hurries ... Came off the bench against New Hampshire in the 2016 opener and made a solo stop with a quarterback hurry ... Had an assisted tackle off the bench vs. California ... Did not find the stat sheet in a reserve role at Northern Illinois ... Had a career-high five tackles at South Alabama off the bench (his previous high was two) ... Registered two stops (one solo) against UNLV ... Came up with two tackles (one solo) off the bench at Fresno State ... Had two tackles (one solo), including 0.5 TFL off the pine vs. San José State ... Recorded four tackles (two solo) in a reserve role at Utah State ... Had another good game with four tackles (all solo), a 3-yard sack and a forced fumble off the pine against Hawai'i ... The forced fumble was the first of his career ... Made three tackles (two solo) with an 8-yard sack (and tackle for loss) and a quarterback hurry at Nevada ... Made three stops off the bench and added a quarterback hurry at Wyoming ... Had an assisted stop off the bench once again vs. Colorado State ... Had arguably the best game of his career at Wyoming in the MW Championship, registering a career-high 10 tackles, including a sack and a tackle for loss, and a pass breakup ... Led the team in tackles for the first time of his career ... Had another four stops vs. Houston in the Las Vegas Bowl.
- **2015 (Sophomore):** Played in eight games with the first six appearances coming on the offensive line and the final two on the defensive line ... Did not record a stat on the season ... Logged offensive line time off the bench at Penn State, vs. Utah State, at Colorado State, against Wyoming, at UNLV and vs. Nevada ... Was the only defensive substitution in the Mountain West Championship game vs. Air Force ... Also logged defensive line time against Cincinnati in the Hawai'i Bowl.
- **2014 (Freshman):** Played in seven games off the bench, registering five tackles, including a sack and two tackles for loss ... Made his collegiate debut in the opener vs. Northern Arizona without finding the stat sheet ... Did not play in each of the next four games - at No. 21/23 North Carolina, at Oregon State, vs. UNLV and at Fresno State ... Made his first career tackle at New Mexico in a reserve role, which ended up being a 4-yard loss ... Did not see action vs. Hawai'i or at Nevada ... Recorded a career-high two stops vs. Idaho, both assisted tackles ... Had one tackle at Boise State ... Logged statless time in home games vs. Air Force and San José State ... Came off the bench vs. Navy in the Poinsettia Bowl, recording a solo tackle, which was a 4-yard sack (and TFL).
- **High School:** Named a first-team Class 5A all-state pick by the Associated Press and a second-team selection by *The OldCoach.com* ... Named to the all-state first team as a senior ... A first-team District 7-5A all-district honoree in back-to-back years in 2011 and 2012 ... Graded

out at 96 percent with 94 pancake blocks and no sacks allowed as a senior ... The Eagles went 14-1 and 7-0 in league play in 2012 after going 10-2 and 5-1 in 2011 ... A three-star recruit by Scout.com, ESPN and 247Sports.com, and two-star pick by Rivals.com ... Ranked as the 24th-best incoming center by Scout ... 247Sports had him at No. 59 in the country among offensive guards and 205th of all players in the state of Texas ... Also got an 83 rating by 247Sports ... Received a scout grade of 72 by ESPN and a national ranking of 95th among offensive guards ... Competed on the basketball team and in track & field (shot put).

- **Personal:** Sergio R. Phillips was born Sept. 2, 1994, in Dallas, Texas ... Son of Paula Glenn ... Picked SDSU over Nevada, where he had an official visit, and Memphis, New Mexico and New Mexico State ... Was also looked at in the recruiting process by Baylor, Boise State, California, Kansas State, LSU, Missouri, North Texas, Oklahoma, Oklahoma State, Oregon State, Stanford, TCU, Texas A&M, Texas Tech and West Virginia ... Majoring in social science.

Phillips' Career Statistics

Season	GP	GS	UA	A	TT	TFL	Sk	Int.	PBU	FF	FR
2014	7	0	2	3	5	2.0	1.0	0	0	0	0
2015	8	0	0	0	0	0.0	0.0	0	0	0	0
2016	14	0	20	22	42	3.5	3.0	0	1	1	0
2017	8	8	14	16	30	1.0	0.0	0	0	0	0
Career	37	8	36	41	77	6.5	4.0	0	1	1	0

Career Highs: Tackles: 10 at Wyoming (12/3/16); Tackles For Loss: 1.0, six times; Sacks: 1.0, four times; Pass Breakups: 1 at Wyoming (12/3/16); Forced Fumbles: 1 vs. Hawai'i (11/5/16).

2017 Highs: Tackles: 7 vs. Northern Illinois (9/30/17), at Air Force (9/23/17); Tackles For Loss: 1.0 at Arizona State (9/9/17).

Phillips' Career Game-by-Game

Date	Opponent	GP	GS	UA	A	TT	TFL	Sk	Int.	PBU	FF	FR
A.30.14	Northern Arizona	1	0	0	0	0	0.0	0.0	0	0	0	0
S.6.14	at 21/23 No. Carolina	--- Did Not Play ---										
S.20.14	at Oregon State	--- Did Not Play ---										
S.27.14	UNLV*	--- Did Not Play ---										
O.3.14	at Fresno State*	--- Did Not Play ---										
O.10.14	at New Mexico*	1	0	1	0	1	1.0	0.0	0	0	0	0
O.18.14	Hawai'i*	--- Did Not Play ---										
N.1.14	at Nevada*	--- Did Not Play ---										
N.8.14	Idaho	1	0	0	2	2	0.0	0.0	0	0	0	0
N.15.14	at Boise State*	1	0	0	1	1	0.0	0.0	0	0	0	0
N.21.14	Air Force*	1	0	0	0	0	0.0	0.0	0	0	0	0
N.29.14	San José State*	1	0	0	0	0	0.0	0.0	0	0	0	0
D.23.14	vs. Navy#	1	0	1	0	1	1.0	1.0	0	0	0	0
S.3.16	New Hampshire	1	0	1	0	1	0.0	0.0	0	0	0	0
S.10.16	California	1	0	0	1	1	0.0	0.0	0	0	0	0
S.17.16	at Northern Illinois	1	0	0	0	0	0.0	0.0	0	0	0	0
O.1.16	at South Alabama	1	0	2	3	5	0.0	0.0	0	0	0	0
O.8.16	UNLV*	1	0	1	1	2	0.0	0.0	0	0	0	0
O.14.16	at Fresno State*	1	0	1	1	2	0.0	0.0	0	0	0	0
O.21.16	San José State*	1	0	1	1	2	0.5	0.0	0	0	0	0
O.28.16	at Utah State*	1	0	2	2	4	0.0	0.0	0	0	0	0
N.5.16	Hawai'i*	1	0	4	0	4	1.0	1.0	0	0	1	0
N.12.16	at Nevada*	1	0	2	1	3	1.0	1.0	0	0	0	0
N.19.16	at Wyoming*	1	0	1	2	3	0.0	0.0	0	0	0	0
N.26.16	Colorado State*	1	0	0	1	1	0.0	0.0	0	0	0	0
D.3.16	at Wyoming@	1	0	4	6	10	1.0	1.0	0	1	0	0
D.17.16	vs. Houston^	1	0	1	3	4	0.0	0.0	0	0	0	0
S.2.17	UC Davis	1	1	0	2	2	0.0	0.0	0	0	0	0
S.9.17	at Arizona State	1	1	2	1	3	1.0	0.0	0	0	0	0
S.16.17	No. 19/19 Stanford	1	1	1	0	1	0.0	0.0	0	0	0	0
S.23.17	at Air Force*	1	1	2	5	7	0.0	0.0	0	0	0	0
S.30.17	Northern Illinois	1	1	3	4	7	0.0	0.0	0	0	0	0
O.7.17	at UNLV*	1	1	2	1	3	0.0	0.0	0	0	0	0
O.14.17	Boise State*	1	1	0	1	1	0.0	0.0	0	0	0	0
O.21.17	Fresno State*	1	1	4	2	6	0.0	0.0	0	0	0	0

*Bold indicates season high. * - Mountain West game. # - 2014 San Diego County Credit Union*

Poinsettia Bowl (Qualcomm Stadium; San Diego, Calif.). `` - 2015 Sports Authority Mountain West Championship (Qualcomm Stadium; San Diego, Calif.). % - 2015 Hawai'i Bowl (Aloha Stadium; Honolulu, Hawaii). @ - 2016 Mountain West Championship (War Memorial Stadium; Laramie, Wyo.). ^ - 2016 Las Vegas Bowl (Sam Boyd Stadium; Las Vegas, Nev.).

0.14.17 Boise State* 1
 0.21.17 Fresno State* 1 RT
 * - Mountain West game. @ - 2016 Mountain West Championship (War Memorial Stadium; Laramie, Wyo.). ^ - 2016 Las Vegas Bowl (Sam Boyd Stadium; Las Vegas, Nev.).

#77 RYAN POPE

Off. Tackle • Junior • 6-7 • 315 • Long Beach, Calif. • Long Beach City College

- **At San Diego State:** Big, athletic body who brings collegiate experience after playing one year at Long Beach City College in 2014, redshirting his first season at SDSU in 2015 and playing in 12 games last year ... Is slated as the starting right tackle after spring drills, although is currently battling a hand injury.
- **2017 (Junior):** Started the team's first five games at right tackle and six overall, while playing in all eight games ... Earned his first career start in the opener against UC Davis, getting the nod at right tackle ... Also started at Arizona State, against No. 19/19 Stanford, at Air Force and vs. Northern Illinois ... Did not start at UNLV for the first time of the season, battling a hand injury, but logged snaps on the PAT and field goal unit ... Came in late to play vs. Boise State ... Returned to the starting lineup against Fresno State.
- **2016 (Sophomore):** Played in the final 12 games of the season after missing the first two with a chest injury ... Mainly played on special teams ... Also had one unassisted tackle ... According to Pro Football Focus, logged 55 snaps on the offensive line on the year ... First five snaps came in his first career game at Northern Illinois ... Also played three snaps at South Alabama, 11 vs. UNLV, 10 against San José State, 11 at Utah State, eight vs. Hawai'i, three at Nevada, one vs. Colorado State and three at Wyoming in the MW Championship game ... Other appearances were vs. Fresno State, at Wyoming and vs. Houston in the Las Vegas Bowl.
- **2015 (Redshirt):** Redshirted his first year at San Diego State.
- **2014 (Long Beach City College):** Played one year at Long Beach City College in Long Beach, Calif. ... Helped lead the Vikings to a 9-2 overall record in 2014, including a 75-41 victory over Golden West in the Beach Bowl.
- **High School:** Played his high school ball at Lakewood High School ... Also was a member of the basketball team with the Lancers.
- **Personal:** Ryan Alexander Williams-Pope was born Oct. 17, 1996, in Inglewood, Calif. ... Son of Darnell and Michele Pope ... Was a three-star recruit by Rivals.com and a two-star recruit by Scout.com out of Long Beach City College ... Is majoring in social science.

Pope's Career Statistics

Season	GP	GS
2016	12	0
2017	8	6
Career	20	6

Pope's Career Game-by-Game

Date	Opponent	GP	GS/POS
S.3.16	New Hampshire	---	DNP - Injured ---
S.10.16	California	---	DNP - Injured ---
S.17.16	at Northern Illinois	1	
O.1.16	at South Alabama	1	
O.8.16	UNLV*	1	
O.14.16	at Fresno State*	1	
O.21.16	San José State*	1	
O.28.16	at Utah State*	1	
N.5.16	Hawai'i*	1	
N.12.16	at Nevada*	1	
N.19.16	at Wyoming*	1	
N.26.16	Colorado State*	1	
D.3.16	at Wyoming@	1	
D.17.16	vs. Houston^	1	
S.2.17	UC Davis	1	RT
S.9.17	at Arizona State	1	RT
S.16.17	No. 19/19 Stanford	1	RT
S.23.17	at Air Force*	1	RT
S.30.17	Northern Illinois	1	RT
O.7.17	at UNLV*	1	

#84 DARRYL RICHARDSON

Tight End • Senior • 6-5 • 255 • Seffner, Fla. • Armwood HS

- **At San Diego State:** Big, athletic tight end who used to play quarterback ... Has great hands ... Improving on his blocking techniques ... Played his most ball last season and is listed fourth on the depth chart heading into the weekend.
- **2017 (Senior):** Has a 21-yard touchdown catch in seven games off the bench this season ... Had his first career touchdown catch (21 yards) for just his second career reception in the opener against UC Davis ... The TD put the Aztecs up, 31-3, in the third quarter ... Played statless ball at Arizona State, against No. 19/19 Stanford, at Air Force, against Northern Illinois, at UNLV and vs. Boise State ... Did not play against Fresno State.
- **2016 (Junior):** Played in the team's first 11 games and 12 overall, starting once ... The start, which game against San José State, was the first of his career ... Had a 21-yard catch, the first of his career, in fourth quarter time against Hawai'i ... Also played vs. New Hampshire, California, at Northern Illinois, at South Alabama, vs. UNLV, at Fresno State, at Nevada, at Wyoming and at Wyoming again in the MW Championship ... Did not play vs. Colorado State and against Houston in the Las Vegas Bowl.
- **2015 (Sophomore):** Played in five games without recording a stat ... Made his collegiate debut vs. San Diego in the opener ... Also played against Utah State, Colorado State, UNLV and Cincinnati in the Hawai'i Bowl.
- **2014 (Freshman):** Did not play in his second season at San Diego State.
- **2013 (Redshirt):** Redshirted his first year at SDSU.
- **High School:** Was recruited heavily as a quarterback ... Threw for 1,133 yards and 13 touchdowns, while completing 68 of his 125 pass attempts (54.4 pct.) as a senior at Armwood High School ... Also ran for 229 yards and four touchdowns and caught five passes for 82 yards and two scores ... Armwood won the 2011 state championship ... Played at Tampa Bay Tech before attending Armwood High ... A four-star recruit as a dual-threat quarterback by ESPN, while receiving a scout grade of 82 ... Got three stars from Rivals.com (quarterback), Scout.com (tight end) and 247Sports (dual-threat quarterback/tight end) ... ESPN rated him as the 18th-best dual-threat quarterback in the nation and 62nd out of all recruits in talent-rich Florida ... Scout ranked him as the 21st-best tight end in the country, while 247Sports had him 40th among all dual-threat quarterbacks ... Also a standout in the outfield on the baseball team at Armwood.
- **Personal:** Darryl Jerome Richardson was born Nov. 30, 1994, in Tampa, Fla. ... Son of Darryl Richardson, Sr. and Liza Johnson ... Also received an offer from UCLA as a tight end and offers from Mississippi, Missouri, South Florida, Tennessee and Western Kentucky as a quarterback ... Auburn and Ohio State also showed interest in the recruiting process ... Is majoring in social science.

D. Richardson's Career Statistics

Receiving

Season	GP	GS	Rec.	Yds.	Avg.	Long	TD
2015	5	0	0	0	0.0	0	0
2016	12	1	1	21	21.0	21	0
2017	7	0	1	21	21.0	21	1
Career	24	1	2	42	21.0	21	1

Career Highs: Receptions: 1 vs. UC Davis (9/2/17), vs. Hawai'i (11/5/16); Receiving Yards: 21 vs. UC Davis (9/2/17), vs. Hawai'i (11/5/16); Receiving Touchdowns: 1 vs. UC Davis (9/2/17); Long Reception: 21 vs. UC Davis (9/2/17), vs. Hawai'i (11/5/16).

2017 Highs: Receptions: 1 vs. UC Davis (9/2/17); Receiving Yards: 21 vs. UC Davis (9/2/17); Receiving Touchdowns: 1 vs. UC Davis (9/2/17); Long Reception: 21 vs. UC Davis (9/2/17).

D. Richardson's Career Game-by-Game

Receiving

Date	Opponent	GP	GS	No.	Yds.	Avg.	Lg.	TD	TD Lengths
S.5.15	San Diego	1	0	0	0	0.0	0	0	
S.12.15	at California								--- Did Not Play ---
S.19.15	South Alabama								--- Did Not Play ---
S.26.15	at Penn State								--- Did Not Play ---

0.3.15	Fresno State*	---	Did Not Play	---						
0.10.15	at Hawai'i*	---	Did Not Play	---						
0.17.15	at San José State*	---	Did Not Play	---						
0.23.15	Utah State*	1	0	0	0	0.0	0	0		
0.31.15	at Colorado State*	1	0	0	0	0.0	0	0		
N.14.15	Wyoming*	---	Did Not Play	---						
N.21.15	at UNLV*	1	0	0	0	0.0	0	0		
N.28.15	Nevada*	---	Did Not Play	---						
D.5.15	Air Force``	---	Did Not Play	---						
D.24.15	vs. Cincinnati%	1	0	0	0	0.0	0	0		
S.3.16	New Hampshire	1	0	0	0	0.0	0	0		
S.10.16	California	1	0	0	0	0.0	0	0		
S.17.16	at Northern Illinois	1	0	0	0	0.0	0	0		
0.1.16	at South Alabama	1	0	0	0	0.0	0	0		
0.8.16	UNLV*	1	0	0	0	0.0	0	0		
0.14.16	at Fresno State*	1	0	0	0	0.0	0	0		
0.21.16	San José State*	1	1	0	0	0.0	0	0		
0.28.16	at Utah State*	1	0	0	0	0.0	0	0		
N.5.16	Hawai'i*	1	0	1	21	21.0	21	0		
N.12.16	at Nevada*	1	0	0	0	0.0	0	0		
N.19.16	at Wyoming*	1	0	0	0	0.0	0	0		
N.26.16	Colorado State*	---	Did Not Play	---						
D.3.16	at Wyoming@	1	0	0	0	0.0	0	0		
D.17.16	vs. Houston^	---	Did Not Play	---						
S.2.17	UC Davis	1	0	1	21	21.0	21	1	21	
S.9.17	at Arizona State	1	0	0	0	0.0	0	0		
S.16.17	No. 19/19 Stanford	1	0	0	0	0.0	0	0		
S.23.17	at Air Force*	1	0	0	0	0.0	0	0		
S.30.17	Northern Illinois	1	0	0	0	0.0	0	0		
0.7.17	at UNLV*	1	0	0	0	0.0	0	0		
0.14.17	Boise State*	1	0	0	0	0.0	0	0		
0.21.17	Fresno State*	---	Did Not Play	---						

*Bold indicates season high. * - Mountain West game. `` - 2015 Sports Authority Mountain West Championship (Qualcomm Stadium; San Diego, Calif.). % - 2015 Hawai'i Bowl (Aloha Stadium; Honolulu, Hawaii). @ - 2016 Mountain West Championship (War Memorial Stadium; Laramie, Wyo.). ^ - 2016 Las Vegas Bowl (Sam Boyd Stadium; Las Vegas, Nev.).*

#74 TYLER ROEMER (ROW-mer)

Off. Tackle • RS-Freshman • 6-7 • 305 • Fernley, Nev. • Fernley HS

- **At San Diego State:** Big, physical lineman who possesses excellent technique, despite being just a redshirt freshman ... Is slated to start at left tackle as the blindside blocker to quarterback Christian Chapman heading into the Hawai'i game this weekend.
- **2017 (Freshman):** Has started the team's eight games at left tackle as a redshirt freshman ... Earned his first career start in his first career game in the opener against UC Davis ... Also started at Arizona State, against No. 19/19 Stanford, at Air Force, vs. Northern Illinois, at UNLV, against Boise State and vs. Fresno State.
- **2016 (Redshirt):** Traveled the entire season as the backup to senior Kwayde Miller, but ultimately did not play and ended up redshirting.
- **High School:** Played three years at Fernley High School in Fernley, Nev., starting on both sides of the ball ... Led the Vaqueros to back-to-back 7-2 league seasons after going 5-4 in 2013 ... Was all-league and all-state at both offensive and defensive line ... Also was chosen as the lineman of the year ... Recorded 108 tackles over the past three seasons, including 95 over the past two years (according to MaxPreps) ... Added seven sacks, three forced fumbles, two fumble recoveries, eight pass deflections and two blocked field goals ... Is a two-star recruit as an offensive tackle at both Rivals and Scout ... Also played two years of basketball, and was a member of the swimming and wrestling team one year apiece.
- **Personal:** Tyler Joseph Roemer was born March 6, 1998, in Reno, Nev. ... Son of William and Tara Roemer ... Also was recruited by Louisville ... Is majoring in business administration.

Roemer's Career Statistics

Season	GP	GS
2017	8	8
Career	8	8

Roemer's Career Game-by-Game

Date	Opponent	GP	GS/POS
S.2.17	UC Davis	1	LT
S.9.17	at Arizona State	1	LT
S.16.17	No. 19/19 Stanford	1	LT
S.23.17	at Air Force*	1	LT
S.30.17	Northern Illinois	1	LT
0.7.17	at UNLV*	1	LT
0.14.17	Boise State*	1	LT
0.21.17	Fresno State*	1	LT

* - Mountain West game. @ - 2016 Mountain West Championship (War Memorial Stadium; Laramie, Wyo.). ^ - 2016 Las Vegas Bowl (Sam Boyd Stadium; Las Vegas, Nev.).

#67 ANTONIO ROSALES

Offensive Guard • Senior • 6-4 • 305 • Tucson, Ariz. • Tucson Magnet HS

- **At San Diego State:** Physical offensive lineman who continues to get bigger ... Was the only returning starter on the offensive line coming into the season and the only offensive lineman with a start ... Teammates call him "Chief."
- **2017 (Senior):** Has been named a captain by his teammates ... Has been named a preseason first-team all-Mountain West selection by *Lindy's Sports*, and a second-team pick by both *Athlon Sports* and *Phil Steele Magazine* ... Lindy's also had him as the "Best Run Blocker in the Mountain West" ... Has started all six games he has appeared in, missing two with a nagging ankle injury ... Started the opener against UC Davis, his 15th consecutive start at right guard ... Also started at Arizona State, against No. 19/19 Stanford and at Air Force ... Missed the Northern Illinois game with an ankle injury, snapping his streak of 18 consecutive starts ... Started once again at UNLV and against Boise State ... Missed the Fresno State game with the lingering ankle injury.
- **2016 (Junior):** Started all 14 games, the first 14 starts of his career ... According to Pro Football Focus, had the 10th-highest overall grade among guards in the country and the sixth-best run-blocker ... Made his first career start at right guard in the opener against New Hampshire ... Started again vs. California, at Northern Illinois, at South Alabama, against UNLV, at Fresno State, against San José State, at Utah State, against Hawai'i, at Nevada, at Wyoming, against Colorado State, at Wyoming in the MW Championship and vs. Houston in the Las Vegas Bowl.
- **2015 (Sophomore):** Played in six games in a reserve role ... Made his first collegiate appearance vs. Fresno State ... Also saw time vs. Utah State, at Colorado State, against Wyoming, at UNLV and vs. Nevada.
- **2014 (Freshman):** Did not play during the 2014 campaign.
- **2013 (Redshirt):** Utilized his redshirt season in 2013.
- **High School:** An offensive tackle who also spent time on the defensive line, helping lead Tucson Magnet High School to a 14-7 record over his final two years after going just 2-8 in 2010 ... A first-team all-Southern Arizona pick in 2012 after garnering second-team accolades in 2011 ... A three-star recruit by ESPN and *247Sports.com* ... Also a two-star recruit by *Rivals.com* and *Scout.com* ... Rated as the 87th-best offensive tackle by 247Sports and 16th overall recruit in Arizona, while earning an 83 grade ... Received a scout grade of 71 by ESPN and was ranked 131st among all offensive tackles in the country and 19th overall in Arizona ... Scout had him as the 155th-best offensive tackle.
- **Personal:** Picked the Aztecs early in the recruiting process with late interest from California, Boise State, Idaho, San José State and UNLV, among others ... Is majoring in social science.

Rosales' Career Statistics

Season	GP	GS
2015	6	0
2016	14	14
2017	6	6
Career	26	20

Rosales' Career Game-by-Game

Date	Opponent	GP	GS/POS
S.5.15	San Diego	---	Did Not Play
S.12.15	at California	---	Did Not Play
S.19.15	South Alabama	---	Did Not Play
S.26.15	at Penn State	---	Did Not Play

0.3.15	Fresno State*	1	
0.10.15	at Hawai'i*	---	Did Not Play ---
0.17.15	at San José State*	---	Did Not Play ---
0.23.15	Utah State*	1	
0.31.15	at Colorado State*	1	
N.14.15	Wyoming*	1	
N.21.15	at UNLV*	1	
N.28.15	Nevada*	1	
D.5.15	Air Force``	---	Did Not Play ---
D.24.15	vs. Cincinnati%	---	Did Not Play ---
S.3.16	New Hampshire	1	RG
S.10.16	California	1	RG
S.17.16	at Northern Illinois	1	RG
O.1.16	at South Alabama	1	RG
O.8.16	UNLV*	1	RG
O.14.16	at Fresno State*	1	RG
O.21.16	San José State*	1	RG
O.28.16	at Utah State*	1	RG
N.5.16	Hawai'i*	1	RG
N.12.16	at Nevada*	1	RG
N.19.16	at Wyoming*	1	RG
N.26.16	Colorado State*	1	RG
D.3.16	at Wyoming@	1	RG
D.17.16	vs. Houston^	1	RG
S.2.17	UC Davis	1	RG
S.9.17	at Arizona State	1	RG
S.16.17	No. 19/19 Stanford	1	RG
S.23.17	at Air Force*	1	RG
S.30.17	Northern Illinois	---	Did Not Play - Inj.---
O.7.17	at UNLV*	1	RG
O.14.17	Boise State*	1	RG
O.21.17	Northern Illinois	---	Did Not Play - Inj.---

* - Mountain West game. `` - 2015 Sports Authority Mountain West Championship (Qualcomm Stadium; San Diego, Calif.). % - 2015 Hawai'i Bowl (Aloha Stadium; Honolulu, Hawaii). @ - 2016 Mountain West Championship (War Memorial Stadium; Laramie, Wyo.). ^ - 2016 Las Vegas Bowl (Sam Boyd Stadium; Las Vegas, Nev.).

#78 JOE SALCEDO

Offensive Tackle • Junior • 6-7 • 300 • Santa Barbara, Calif. • Bishop Diego HS

- **At San Diego State:** Tall, aggressive, strong lineman who dominated at the high school level ... Logged time in 2015, working behind MW first-team selection Pearce Slater, but missed all of last year with a torn ACL ... Entered 2017 third on the depth chart at right tackle, but moved up to No. 2 and started two of the past three weeks.
- **2017 (Junior):** Has played in four games this season, starting twice at right tackle ... Did not play in each of the first four games - vs. UC Davis, at Arizona State, vs. No. 19/19 Stanford and at Air Force ... Logged snaps on the PAT and field goal unit vs. Northern Illinois ... Earned his first career start at UNLV, playing all 75 of the team's snaps at right tackle ... Also started the Boise State game the following week ... Played on special teams against Fresno State.
- **2016 (Sophomore):** Missed the entire season after a knee injury early in fall camp.
- **2015 (Freshman):** Played in all 14 games, mostly on the PAT/field goal unit ... Made his first appearance in the opener vs. San Diego ... Also logged snaps at California, vs. South Alabama, at Penn State, vs. Fresno State, at Hawai'i, at San José State, against Utah State, at Colorado State, vs. Wyoming, at UNLV, against Nevada, vs. Air Force in the Mountain West Championship game and against Cincinnati in the Hawai'i Bowl.
- **2014 (Redshirt):** Redshirted his first season at SDSU, but did earn the team's Offensive Co-Scout Player-of-the-Year Award.
- **High School:** Earned three letters at Bishop Diego High School in Santa Barbara, Calif. ... Was an all-state and all-county selection as a senior, while earning first-team all-Tri Valley League honors ... Helped the Cardinals post a 33-6 record over the past three seasons and make three appearances in the CIF semifinals ... A scholar-athlete ... Was rated a two-star recruit by Rivals.com, Scout.com and 247sports.com ... Also lettered in basketball as a power forward and track and field as a thrower (shot put, discus throw).
- **Personal:** Joseph Paul Salcedo was born June 25, 1996, in Santa Barbara, Calif. ... Son of

Joe and Teri Salcedo ... Also received offers from Cal Poly, Nevada and UNLV and drew interest from Arizona, Boise State, California, Fresno State, Utah, Washington and Washington State ... Is majoring in public administration.

Salcedo's Career Statistics

Season	GP	GS
2015	14	0
2017	4	2
Career	18	2

Salcedo's Career Game-by-Game

Date	Opponent	GP	GS/POS
S.5.15	San Diego	1	
S.12.15	at California	1	
S.19.15	South Alabama	1	
S.26.15	at Penn State	1	
O.3.15	Fresno State*	1	
O.10.15	at Hawai'i*	1	
O.17.15	at San José State*	1	
O.23.15	Utah State*	1	
O.31.15	at Colorado State*	1	
N.14.15	Wyoming*	1	
N.21.15	at UNLV*	1	
N.28.15	Nevada*	1	
D.5.15	Air Force``	1	
D.24.15	vs. Cincinnati%	1	
S.2.17	UC Davis	---	Did Not Play ---
S.9.17	at Arizona State	---	Did Not Play ---
S.16.17	No. 19/19 Stanford	---	Did Not Play ---
S.23.17	at Air Force*	---	Did Not Play ---
S.30.17	Northern Illinois	1	
O.7.17	at UNLV*	1	RT
O.14.17	Boise State*	1	RT
O.21.17	Fresno State*	1	

* - Mountain West game. `` - 2015 Sports Authority Mountain West Championship (Qualcomm Stadium; San Diego, Calif.). % - 2015 Hawai'i Bowl (Aloha Stadium; Honolulu, Hawaii).

#17 RON SMITH

Cornerback • Sophomore • 6-0 • 170 • Oakland, Calif. • St. Mary's HS

- **At San Diego State:** Youngster who continues to learn the defense ... Was thrown into a starting position nine games into the season last year and started the final six across two-time Mountain West Defensive Player-of-the-Year award winner and current Atlanta Falcon Damontae Kazee ... Was SDSU's only returning cornerback with a start at cornerback coming into the season ... Also excels on special teams.
- **2017 (Sophomore):** Has been named a preseason second-team all-Mountain West selection by *Athlon Sports* ... Has 36 tackles (28 solo), two interceptions for 27 yards, a 2-yard tackle for loss and nine pass breakups on the season ... Is tied for the team lead (T-18th nationally) in passes defended per game (INT + PBU) (1.38) ... Also is tied for sixth in the MW in interceptions (2) ... Leads the team with 19 stops on passing plays ... Started for the seventh straight game in the opener against UC Davis, finishing with four tackles (all solo stops) and a 5-yard interception ... The interception was the fourth of his career and fourth in the last seven games ... The interception led to a touchdown pass from Christian Chapman to Kahale Warring ... Had six tackles (all solo) and a pass breakup at Arizona State in another start ... Had a team-high seven tackles (four solo), a 22-yard interception and a pass breakup in a start against No. 19/19 Stanford ... Came up with two tackles (one solo) in a start at Air Force ... Had a busy night with seven tackles (five solo) and a career-high three pass breakups in a start vs. Northern Illinois ... Had three tackles (two solo) and tied a career high with three PBUs for a second straight game at UNLV ... Came up with five tackles (all solo), including a 3-yard tackle for loss, and a pass breakup in a start against Boise State ... Had two tackles (one solo) and a pass breakup in a start vs. Fresno State.
- **2016 (Freshman):** Recorded 57 tackles (30 solo), three interceptions for 77 yards and two touchdowns, three pass breakups, a forced fumble and 0.5 tackles for loss, despite only starting

the final six games of the season ... The two interceptions returned for a touchdown tied a SDSU single-season record and ranked as the third most in the country, while his 77 interception return yards ranked 46th ... Played in all 14 games ... Led the team with 13 tackles on special teams and 12 on the kick return unit ... Had two assisted tackles in his first career game on special teams vs. New Hampshire ... Logged statless time on special teams against California ... Made a solo stop on special teams at Northern Illinois ... Had another solo tackle on special teams at South Alabama ... Made a solo tackle on special teams against UNLV ... Had two tackles at Fresno State ... Did not record a stat in playing time against San José State ... Had a then career-high four tackles and his first two career pass breakups at Utah State in his most extensive action at cornerback of the season ... Had a then career-high seven tackles (four solo), a 14-yard interception return for a touchdown and two pass breakups in his first career start against Hawai'i ... The interception and touchdown were each the first of his career ... The touchdown put SDSU up, 21-0, early in the second quarter ... Matched his then career high with seven tackles at Nevada and had an interception for the second straight game ... The interception went for nine yards ... Also had his first career forced fumble ... Made seven tackles (third straight game with exactly seven stops) and 0.5 tackles for loss in a third straight start at Wyoming ... Had a then career-high nine tackles in a start vs. Colorado State ... Led the team in tackles for the first time of his career ... Registered five tackles (three solo) with a pass breakup at Wyoming in the 2016 MW Championship game ... Had a career-high 10 tackles (seven solo) and a 54-yard interception return for a touchdown in the Las Vegas Bowl against Houston ... Recorded his first career game with double-digits in tackles ... The interception was his third of the season, while the interception return for a score was his second ... Was named to the 2016-17 Associated Press and Athlon Sports all-bowl teams for his play in the Las Vegas Bowl.

- **2015 (Redshirt):** Utilized his redshirt season at SDSU.
- **High School:** Helped St. Mary's High go 21-6 (.778) over his final two years, including a 11-2 mark in 2014 ... Recorded a team-high 69 total tackles with two interceptions as a senior at St. Mary's High, according to MaxPreps ... Also added two interceptions for 117 yards, three pass deflections and a forced fumble ... Added team highs of 175 kick return yards (21.9 avg.) and 81 punt return yards (9.0 avg.) ... Helped lead the Panthers to an 11-2 overall record and an appearance in the CIF North Coast Division 4 championship game in 2014 ... Had a bigger year in 2013, recording a team-best 135 tackles (125 solo), two interceptions for 65 yards, six forced fumbles, three fumble recoveries and two pass deflections ... A three-star recruit by Rivals, Scout, 247sports and ESPN ... Received a scout grade of 86 by 247sports and a 75 by ESPN.
- **Personal:** Ron Angelo William Smith was born Nov. 18, 1997, in Oakland, Calif. ... Son of Ron Smith and Mary Holly ... Picked San Diego State over offers from Air Force, Fresno State, Nevada, New Mexico, Utah, UTEP, Washington State and Wyoming, according to Rivals ... Is majoring in psychology.

Smith's Career Statistics

Season	GP	GS	UA	A	TT	TFL	Sk	Int.	PBU	FF	FR
2016	14	6	30	27	57	0.5	0.0	3	3	1	0
2017	8	8	28	8	36	2.0	0.0	2	9	0	0
Career	22	14	58	35	93	2.5	0.0	5	12	1	0

Career Highs: Tackles: 10 vs. Houston (12/17/16); Tackles For Loss: 1.0 vs. Boise State (10/14/17), at Arizona State (9/9/17); Interceptions: 1, five times; Pass Breakups: 3 at UNLV (10/7/17), vs. Northern Illinois (9/30/17); Defensive Touchdowns: 1 vs. Houston (12/17/16), vs. Hawai'i (11/5/16).

2017 Highs: Tackles: 8 vs. Northern Illinois (9/30/17); Tackles For Loss: 1.0 vs. Boise State (10/14/17), at Arizona State (9/9/17); Interceptions: 1 vs. No. 19/19 Stanford (9/16/17), UC Davis (9/2/17); Pass Breakups: 3 at UNLV (10/7/17), vs. Northern Illinois (9/30/17).

Smith's Career Game-by-Game

Date	Opponent	GP	GS	UA	A	TT	TFL	Sk.	Int.	PBU	FF	FR
S.3.16	New Hampshire	1	0	0	2	2	0.0	0.0	0	0	0	0
S.10.16	California	1	0	0	0	0	0.0	0.0	0	0	0	0
S.17.16	at Northern Illinois	1	0	1	0	1	0.0	0.0	0	0	0	0
O.1.16	at South Alabama	1	0	1	0	1	0.0	0.0	0	0	0	0
O.8.16	UNLV*	1	0	1	0	1	0.0	0.0	0	0	0	0
O.14.16	at Fresno State*	1	0	0	2	2	0.0	0.0	0	0	0	0
O.21.16	San José State*	1	0	0	0	0	0.0	0.0	0	0	0	0
O.28.16	at Utah State*	1	0	1	3	4	0.0	0.0	0	2	0	0
N.5.16	Hawai'i*	1	1	4	3	7	0.0	0.0	1	0	0	0

N.12.16	at Nevada*	1	1	6	1	7	0.0	0.0	1	0	1	0
N.19.16	at Wyoming*	1	1	3	4	7	0.5	0.0	0	0	0	0
N.26.16	Colorado State*	1	1	2	7	9	0.0	0.0	0	0	0	0
D.3.16	at Wyoming@	1	1	3	2	5	0.0	0.0	0	1	0	0
D.17.16	vs. Houston^	1	1	7	3	10	0.0	0.0	1	0	0	0
S.2.17	UC Davis	1	1	4	0	4	0.0	0.0	1	0	0	0
S.9.17	at Arizona State	1	1	6	0	6	1.0	0.0	0	1	0	0
S.16.17	No. 19/19 Stanford	1	1	4	3	7	0.0	0.0	1	1	0	0
S.23.17	at Air Force*	1	1	1	1	2	0.0	0.0	0	0	0	0
S.30.17	Northern Illinois	1	1	5	2	7	0.0	0.0	0	3	0	0
O.7.17	at UNLV*	1	1	2	1	3	0.0	0.0	0	3	0	0
O.14.17	Boise State*	1	1	5	0	5	1.0	0.0	0	1	0	0
O.21.17	Fresno State*	1	1	1	1	2	0.0	0.0	0	1	0	0

*Bold indicates season high. * - Mountain West game. @ - 2016 Mountain West Championship (War Memorial Stadium; Laramie, Wyo.). ^ - 2016 Las Vegas Bowl (Sam Boyd Stadium; Las Vegas, Nev.).*

#44 KYAHVA TEZINO

(KEY-ah-va Tah-ZEENO)

Linebacker • Sophomore • 6-0 • 230 • Los Angeles, Calif. • Salesian HS

- **At San Diego State:** Explosive athlete who will be counted on for more snaps in 2017, now in his third season ... Is slated as the backup to Ronley Lakalaka at one of the two outside linebacker spots heading into the Hawai'i game.
- **2017 (Sophomore):** Played in six of the team's eight games, making three tackles (two solo) ... Played in the opener vs. UC Davis, at Arizona State and vs. No. 19/19 Stanford without making the stat sheet ... Did not play at Air Force ... Played three snaps on defense against Northern Illinois without recording a stat ... Had an assisted tackle at UNLV ... Did not play vs. Boise State ... Had a season-high two tackles (both solo) vs. Fresno State.
- **2016 (Freshman):** Played in 11 of the team's 14 games, mainly on special teams ... Had five tackles (two solo), including 1.5 sacks (and tackles for loss) for seven yards ... Played in the first three games of the season, including his first three defensive snaps in the opener against New Hampshire ... Did not play in the team's next three games ... Had his first career tackle - a 5-yard sack - in three snaps vs. San Jose State ... Had a career-high four tackles, including 0.5 sacks (and 0.5 TFL) in a career-best 18 snaps at Utah State ... Played his final three defensive snaps of the season the following week vs. Hawai'i without recording a stat ... Also played statless time at Nevada, at Wyoming, vs. Colorado State, at Wyoming in the Mountain West Championship and against Houston in the Las Vegas Bowl.
- **2015 (Redshirt):** Redshirted his first year at SDSU, where he was named the team's defensive scout player of the year.
- **High School:** Starred on both sides of the ball in his three-year career at Salesian High School in Los Angeles, rushing for 1,704 yards and 13 touchdowns on 178 attempts (9.6 avg.) on offense and making 343 tackles (293 solo) and nine interceptions ... Led the team in tackles all three seasons, making 112 (99 solo) in 2014, 122 (96 solo) in 2013 and 109 (98 solo) in 2012 ... Rushed for 1,063 yards and six touchdowns on 115 carries (9.2 avg.) as a senior and 513 rushing yards and six touchdowns on 51 carries (10.1 avg.) as a junior ... Led the Mustangs to a 23-4 (.852) record from 2012-13 ... Was a four-star recruit by all four of the major recruiting services - ESPN, Rivals, Scout and 247sports ... Among linebackers, was rated as the 16th best by ESPN, 18th best by 247sports, 19th best by ESPN and 20th by Scout ... Received a grade of 93 by 247sports and an 81 by ESPN.
- **Personal:** Kyahva Montrell Tezino was born June 21, 1997, in Los Angeles, Calif. ... Son Charles and Kelly Tezino ... Picked the Aztecs over numerous offers, including Boise State, California, Arizona, Arizona State, Colorado, Colorado State, Miami (Fla.), SMU, UCLA, Utah, Washington, Washington State and Wisconsin ... Is majoring in interdisciplinary studies.

Tezino's Career Statistics

Season	GP	GS	UA	A	TT	TFL	Sk	Int.	PBU	FF	FR
2016	11	0	2	3	5	1.5	1.5	0	0	0	0
2017	6	0	2	1	3	0.0	0.0	0	0	0	0
Career	17	0	4	4	8	1.5	1.5	0	0	0	0

Career Highs: Tackles: 4 at Utah State (10/28/16); Tackles For Loss: 1.0 vs. San Jose State (10/21/16); Sacks: 1.0 vs. San Jose State.

2017 Highs: Tackles: 2 vs. Fresno State (10/21/17).

Tezino's Career Game-by-Game

Date	Opponent	GP	GS	UA	A	TT	TFL	Sk.	Int.	PBU	FF	FR
S.3.16	New Hampshire	1	0	0	0	0	0.0	0.0	0	0	0	0
S.10.16	California	1	0	0	0	0	0.0	0.0	0	0	0	0
S.17.16	at Northern Illinois	1	0	0	0	0	0.0	0.0	0	0	0	0
O.1.16	at South Alabama	--- Did Not Play - Injured ---										
O.8.16	UNLV*	--- Did Not Play - Injured ---										
O.14.16	at Fresno State*	--- Did Not Play - Injured ---										
O.21.16	San José State*	1	0	1	0	1	1.0	1.0	0	0	0	0
O.28.16	at Utah State*	1	0	2	2	4	0.0	0.0	0	0	0	0
N.5.16	Hawai'i*	1	0	0	0	0	0.0	0.0	0	0	0	0
N.12.16	at Nevada*	1	0	0	0	0	0.0	0.0	0	0	0	0
N.19.16	at Wyoming*	1	0	0	0	0	0.0	0.0	0	0	0	0
N.26.16	Colorado State*	1	0	0	0	0	0.0	0.0	0	0	0	0
D.3.16	at Wyoming@	1	0	0	0	0	0.0	0.0	0	0	0	0
D.17.16	vs. Houston^	1	0	0	0	0	0.0	0.0	0	0	0	0
S.2.17	UC Davis	1	0	0	0	0	0.0	0.0	0	0	0	0
S.9.17	at Arizona State	1	0	0	0	0	0.0	0.0	0	0	0	0
S.16.17	No. 19/19 Stanford	1	0	0	0	0	0.0	0.0	0	0	0	0
S.23.17	at Air Force*	--- Did Not Play ---										
S.30.17	Northern Illinois	1	0	0	0	0	0.0	0.0	0	0	0	0
O.7.17	at UNLV	1	0	0	1	1	0.0	0.0	0	0	0	0
O.14.17	Boise State*	--- Did Not Play ---										
O.21.17	Fresno State*	1	0	2	0	2	0.0	0.0	0	0	0	0

*Bold indicates season high. * - Mountain West game. @ - 2016 Mountain West Championship (War Memorial Stadium; Laramie, Wyo.). ^ - 2016 Las Vegas Bowl (Sam Boyd Stadium; Las Vegas, Nev.).*

#14 TARIQ THOMPSON (tah-REEK)

Warrior • TR-Freshman • 6-0 • 190 • San Diego, Calif. • St. Augustine HS

- **At San Diego State:** Athletic safety, who has impressed the coaching staff in fall camp ... Is expected to start as a true freshman at one of the two Warrior spots Saturday at Hawai'i for the ninth straight game.
- **2017 (True Freshman):** Has started the team's eight games, making 32 tackles (24 solo), with two tackles for a loss of 26 yards, three interceptions for 86 yards and a touchdown, a forced fumble, a fumble recovery, a pass breakup and two quarterback hurries ... Is tied for 16th in the nation in interceptions (2, T-3rd in MW) and tied for 44th in interceptions per game (0.38, T-4th in MW) ... Became the first Aztec true freshman to start on defense against UC Davis since Leon McDadden started at Colorado State on Oct. 24, 2009 ... Was also the first SDSU true freshman to start on defense since McFadden started the 2009 opener at UCLA ... Was the first Aztec true freshman to start on either side of the ball since current fullback Nick Bawden started at quarterback at Fresno State on Oct. 3, 2014 ... Had an impressive debut with a game-high-tying four tackles (all solo), including a 3-yard tackle for loss, an interception and a forced fumble ... The interception led to a John Baron II field goal to put the Aztecs up, 3-0 ... Had another good outing at Arizona State in a start, coming up with three solo tackles and a fumble recovery (first of career) ... Made two tackles (one solo) in a third straight start against No. 19/19 Stanford ... Had four tackles (three solo), including a 23-yard tackle for loss on a high snap on a punt at Air Force ... Finished with a career-high six tackles and a career-best two interceptions against Northern Illinois ... Had an 83-yard interception return for a touchdown, SDSU's longest since Leon McFadden had a 96-yard interception score at Fresno State on Sept. 29, 2012, the fourth longest by an Aztec since at least 1996 and the 10th-longest interception in FBS play this season ... Was his second on third interceptions of the season in five games ... Came up with four stops (two solo) and a quarterback hurry in a sixth straight start at UNLV ... Tied a career high with six tackles (five solo), while adding a pass breakup and a quarterback hurry in a start vs. Boise State ... Registered four tackles (three solo) in a start against Fresno State.
- **High School:** Earned four letters at St. Augustine High School here in San Diego ... Led the Saints to a pair of 10-3 seasons in 2015 and 2016 ... According to MaxPreps, finished his four-year career with 217 tackles (139 solo), four tackles for loss, 11 interceptions for 151 yards, 38 pass deflections, three forced fumbles, a fumble recovery, a sack and two blocked field goals ... On the offensive side of the ball was used as a receiver, where he made 85 catches for 1,167 yards (13.7 avg.) and 15 touchdowns over the past three seasons ... Had a total of 17 touchdowns over his career, including 15 receiving, one interception and one kick return ...

Was a two-time all-CIF selection and a three-time all-Eastern League pick ... Also was the team's MVP ... A three-star recruit by ESPN, and a two-star recruit by Rivals and 247sports ... Received a grade of 78 by 247sports and a 71 by ... Also played basketball at St. Augustine High School.

- **Personal:** Tariq Edward Thompson was born Aug. 9, 1999, in San Diego, Calif. ... Son of Anne Ford-Thompson ... Chose the Aztecs over offers from Fresno State and Northern Arizona ... Undecided on a major.

Ta. Thompson's Career Statistics

Season	GP	GS	UA	A	TT	TFL	Sk	Int.	PBU	FF	FR
2017	8	8	24	8	32	2.0	0.0	3	1	1	1
Career	8	8	24	8	32	2.0	0.0	3	1	1	1

Career/2017 Highs: Tackles: 6 vs. Boise State (10/14/17), vs. Northern Illinois (9/30/17); Tackles For Loss: 1.0 at Air Force (9/23/17), vs. UC Davis (9/2/17); Interceptions: 2 vs. Northern Illinois (9/30/17); Pass Breakups: 1 vs. Boise State (10/14/17); Forced Fumbles: 1 vs. UC Davis (9/2/17); Fumble Recoveries: 1 at Arizona State (9/9/17); Defensive Touchdowns: 1 vs. Northern Illinois (9/30/17).

Ta. Thompson's Career Game-by-Game

Date	Opponent	GP	GS	UA	A	TT	TFL	Sk.	Int.	PBU	FF	FR
S.2.17	UC Davis	1	1	4	0	4	1.0	0.0	1	0	1	0
S.9.17	at Arizona State	1	1	3	0	3	0.0	0.0	0	0	0	1
S.16.17	No. 19/19 Stanford	1	1	1	1	2	0.0	0.0	0	0	0	0
S.23.17	at Air Force*	1	1	3	1	4	1.0	0.0	0	0	0	0
S.30.17	Northern Illinois	1	1	4	2	6	0.0	0.0	2	0	0	0
O.7.17	at UNLV*	1	1	2	2	4	0.0	0.0	0	0	0	0
O.14.17	Boise State*	1	1	5	1	6	0.0	0.0	0	1	0	0
O.21.17	Fresno State*	1	1	3	1	4	0.0	0.0	0	0	0	0

*Bold indicates season high. * - Mountain West game.*

#89 FRED TREVILLION

Wide Receiver • Junior • 6-2 • 200 • Brookhaven, Miss. • Southwest Miss. CC

- **At San Diego State:** Re-joined the Aztecs in the spring after spending 2016 at Southwest Mississippi College ... Originally signed with the 2014 Aztec class and played Warrior (safety) in 2014, seeing plenty of time on special teams ... Played wide receiver at SMC last year ... Was in line to start at the "X" receiver, but missed some time in camp with an illness ... Is now listed as starter heading into Hawai'i.
- **2017 (Junior):** Played in all eight games this season, starting twice ... Has five catches for 173 yards, averaging 34.6 yards per grab ... Has a long of 89 yards, which is the fifth-longest catch in FBS play this season ... Also has a rush, but it went for a loss of three yards and a fumble ... Leads the country with a 34.6-yard catch average (min. 5 rec.) ... Logged time off the bench in the opener against UC Davis, his first appearance as an Aztec since 2014 ... Finished with two receptions for 38 yards (19.0 avg.) with a long of 24 yards ... The 19.0 average led the team (min. 2 catches) ... Did not find the stat sheet in time off the bench at Arizona State ... Started for the first time of his career against No. 19/19 Stanford, but did not make a catch ... Did not find the stat sheet in time off the bench at Air Force or vs. Northern Illinois ... Made a 7-yard catch in a reserve role at UNLV ... Had two catches for 128 yards and a touchdown off the bench against Boise State ... Recorded his first career 100-yard receiving game, second by an Aztec this season (also Mikah Holder) and 83rd by a SDSU player in program history (322nd occasion) ... Had an 89-yard touchdown catch, the fourth-longest passing play in SDSU history, the longest by an Aztec since Vincent Brown caught a 90-yarder from Ryan Lindley vs. No. 25 Utah on Nov. 20, 2010 and the fifth longest in FBS play this year ... Gave SDSU back-to-back 100-yard receivers (Mikah Holder & Fred Trevillion) for the first time since Ezell Ruffin in 2013 (Oct. 26 & Nov. 2) ... Also gave SDSU its first back-to-back 100-yard receiving games from different players (Holder and Trevillion) since 2012 (Ezell Ruffin on Sept. 8 and Gavin Escobar on Sept. 15) ... The touchdown was the first of his career and put SDSU on the scoreboard ... Earned the start the following weekend against Fresno State, but did not make a catch.
- **2016 (at Southwest Mississippi College):** Played in six games for Southwest Mississippi College at wide receiver ... Caught eight balls for 231 yards and two touchdowns ... Best game was against Mississippi Gulf Coast, where he had three catches for 148 yards (49.3 avg.) and two touchdowns with a long of 73 yards.
- **2014 (True Freshman):** Played in 12 games on defense as a true freshman, recording five tackles (three solo) ... Did not play in the opener vs. Northern Arizona, but played in each of the final 12 games ... First career game came at North Carolina ... Also logged statless time at

Oregon State ... Had his first career tackle (solo) the following week vs. UNLV and had another solo stop at Fresno State the next week ... Did not record a stat in playing time at New Mexico, against Hawai'i and at Nevada ... Had an assisted stop against Idaho ... Came up with a career-high two tackles (one solo) at Boise State ... Did not record a stat vs. Air Force, San Jose State and against Navy in the Poinsettia Bowl.

- **High School:** Twice earned all-state recognition in Mississippi and was a three-time all-region selection ... Caught 42 passes for 824 yards and seven touchdowns as a senior ... Recorded four 100-yard receiving games ... Also saw action at quarterback, punter and on special teams for the Panthers ... Was listed as a two-star recruit by Scout and Rivals ... Earned three letters in basketball for Brookhaven High as well.
- **Personal:** Frederick Diente Trevillion was born Oct. 13, 1994 ... Son of Stephanie Trevillion ... Chose San Diego State out of high school over Louisiana Monroe and drew interest from Arkansas, Mississippi, Mississippi State, Southern Miss, Louisiana Lafayette and Louisiana Tech ... Is majoring in social science.

Trevillion's Career Statistics

Receiving

Season	GP	GS	Rec.	Yds.	Avg.	Long	TD
2017	8	2	5	173	34.6	89	1
Career	8	2	5	173	34.6	89	1

Defense

Season	GP	GS	UA	A	TT	TFL	Sk	Int.	PBU	FF	FR
2014	12	0	3	2	5	0.0	0.0	0	0	0	0
Career	12	0	3	2	5	0.0	0.0	0	0	0	0

Career Highs: Receptions: 2 vs. Boise State (10/14/17), vs. UC Davis (9/2/17); Receiving Yards: 128 vs. Boise State (10/14/17); Receiving Touchdowns: 1 vs. Boise State (10/14/17); Long Reception: 89 vs. Boise State (10/14/17); Carries: 1 vs. UC Davis (9/2/17); Rushing Yards: -3 vs. UC Davis (9/2/17); Long Rush: -3 vs. UC Davis (9/2/17); All-Purpose Yards: 128 vs. Boise State (10/14/17); Tackles: 2 at Boise State (11/15/14).

2017 Highs: Receptions: 2 vs. Boise State (10/14/17), vs. UC Davis (9/2/17); Receiving Yards: 128 vs. Boise State (10/14/17); Receiving Touchdowns: 1 vs. Boise State (10/14/17); Long Reception: 89 vs. Boise State (10/14/17); Carries: 1 vs. UC Davis (9/2/17); Rushing Yards: -3 vs. UC Davis (9/2/17); Long Rush: -3 vs. UC Davis (9/2/17); All-Purpose Yards: 128 vs. Boise State (10/14/17).

Trevillion's Career Game-by-Game

Defense

Date	Opponent	GP	GS	UA	A	TT	TFL	Sk.	Int.	PBU	FF	FR
A.30.14	Northern Arizona	--- Did Not Play ---										
S.6.14	at 21/23 No. Carolina	1	0	0	0	0	0.0	0.0	0	0	0	0
S.20.14	at Oregon State	1	0	0	0	0	0.0	0.0	0	0	0	0
S.27.14	UNLV*	1	0	1	0	1	0.0	0.0	0	0	0	0
O.3.14	at Fresno State*	1	0	1	0	1	0.0	0.0	0	0	0	0
O.10.14	at New Mexico*	1	0	0	0	0	0.0	0.0	0	0	0	0
O.18.14	Hawai'i*	1	0	0	0	0	0.0	0.0	0	0	0	0
N.1.14	at Nevada*	1	0	0	0	0	0.0	0.0	0	0	0	0
N.8.14	Idaho	1	0	0	1	1	0.0	0.0	0	0	0	0
N.15.14	at Boise State*	1	0	1	1	2	0.0	0.0	0	0	0	0
N.21.14	Air Force*	1	0	0	0	0	0.0	0.0	0	0	0	0
N.29.14	San José State*	1	0	0	0	0	0.0	0.0	0	0	0	0
D.23.14	Navy#	1	0	0	0	0	0.0	0.0	0	0	0	0

Receiving

Date	Opponent	GP	GS	No.	Yds.	Avg.	Lg.	TD	TD Lengths
S.2.17	UC Davis	1	0	2	38	19.0	24	0	
S.9.17	at Arizona State	1	0	0	0	0.0	0	0	
S.16.17	No. 19/19 Stanford	1	1	0	0	0.0	0	0	
S.23.17	at Air Force*	1	0	0	0	0.0	0	0	
S.30.17	Northern Illinois	1	0	0	0	0.0	0	0	
O.7.17	at UNLV*	1	0	1	7	7.0	7	0	
O.14.17	Boise State*	1	0	2	128	64.0	89	1	89
O.21.17	Fresno State*	1	1	0	0	0	0	0	

Bold indicates season high. * - Mountain West game. # - 2014 San Diego County Credit Union Poinsettia Bowl (Qualcomm Stadium; San Diego, Calif.).

#85 QUEST TRUXTON

Wide Receiver • Senior • 6-0 • 185 • Newport Beach, Calif. • Golden West College

- **At San Diego State:** Speedster with playmaking abilities ... Good route runner, who catches almost anything thrown to him ... Battled injuries in camp, and is now listed as the co-backup with Collin Andrews at the "Z" receiver spot, but will still start at punt returner ... Father, Lou, named him Quest after Jonny Quest, an animated character from the 1960s television show ... All-time at SDSU is ranked sixth in punt returns (46) and eighth in punt return yards (422).
- **2017 (Senior):** Has been named a preseason first-team all-Mountain West pick as a punt returner by *Athlon Sports* and *Phil Steele Magazine* ... Has played in all eight games for the Aztecs, making eight catches for 86 yards (10.8 avg.) with a long of 16 yards ... Also has returned 16 punts for 151 yards (9.4 avg.) with a long of 37 yards ... Ranks fourth in the MW and 25th nationally in punt return average (9.4) ... Came off the bench in the opener against UC Davis to make two catches for 23 yards (11.5 avg.) and a long of 12 yards ... Also returned two punts for nine yards (4.5 avg.) ... Had a 7-yard catch at Arizona State, but excelled in the punt return game with two returns for 32 yards (16.0 avg.), including a long of 27 yards ... Did not make a catch in playing time against No. 19/19 Stanford, but did return a punt for two yards ... Had a 14-yard catch and returned two punts for eight yards (4.0 avg.) with a long of six at Air Force ... Came up with two catches for 28 yards with a long of 16 yards against Northern Illinois ... Also returned a punt for three yards ... Did not make a catch at UNLV, but returned five punts for 54 yards (10.8 avg.) ... Tied a career high with five punt returns, while the 54 return yards and 54 all-purpose yards were both season bests ... Helped the Aztecs to an average fielding position of their own 47 on the punts he returned, which led to three scores on five returns (one touchdown and two field goals for 13 points) ... Had a long of 30 yards, which was a season long and the third longest of his career ... Caught two passes for 14 yards (7.0 avg.) off the bench against Boise State, while returning two punts for six yards (3.0 avg.) and a long of five ... Returned a punt 37 yards (longest of the season) against Fresno State, but did not have a catch.
- **2016 (Junior):** Was named an honorable mention all-Mountain West selection as a punt returner ... Also was named SDSU's special teams co-player of the year (with Rashaad Penny) ... Played in all 14 games as a receiver and on special teams ... Had 11 catches for 156 yards (14.2 avg.) with three touchdowns ... Also had two rushes for 44 yards (22.0 avg.), 30 punt returns for 271 yards (9.0 avg.) and four kick returns for 61 yards (15.3 avg.) ... Led the Mountain West and ranked 27th in the nation in punt return average (9.03) ... The 9.0 punt return average was the second best by an Aztec since 1996 (min. 20 punt returns), while his 271 yards rank as the third most since 1996 ... Logged his first career snaps in the opener vs. New Hampshire off the bench ... Made one catch for 14 yards, and logged time on special teams ... Returned three punts for 16 yards (5.3 avg.) with a long of 12 yards ... Earned the start at punt returner vs. California, where he returned three punts for 46 yards (15.3 avg.) with a long of 25 yards ... Also returned three pooch kicks for 52 yards (17.3 avg.) and added a special teams tackle ... Returned a punt for seven yards, while seeing time at wide receiver and on special teams at Northern Illinois ... Logged significant time at South Alabama, making a 9-yard catch and returning two punts for 33 yards (16.5 avg.) ... Included in the two punt returns was a then career-long 32-yarder ... Added a special teams tackle ... Played again vs. UNLV, making a career-high two catches for a then career-best 36 yards (18.0 avg.) with a long of 20 yards ... Also returned five punts for 44 yards (8.8 avg.) with a long of 29 yards ... Returned one punt for zero yards at Fresno State ... Returned two punts for 20 yards (10.0 avg.) against San José State ... Had a 10-yard touchdown catch and a 21-yard rush at Utah State ... The touchdown was the first of his career and gave SDSU a 17-7 lead ... The rushing attempt was the first of his career ... Had good all-around game against Hawai'i with a 9-yard touchdown catch, a career-long 23-yard run and four punt returns for 73 yards ... The touchdown was the second of his career and second straight game with a touchdown catch ... Set career highs in punt return yards (73), punt return average (18.3) and all-purpose yards (105) ... Made an 11-yard catch at Nevada ... Also returned one punt, but lost a yard on the play ... Caught two passes for a career-high 50 yards and a touchdown, while adding a 6-yard punt return ... The touchdown was the third of his career and came on a 23-yard Hail Mary with time expiring in the fourth quarter ... Set career highs in receptions (tied), receiving yards (50), and touchdowns (1, tied) ... Had a career-long 27-yard catch during the game ... Had an 8-yard catch and a 6-yard punt return against Colorado State ... Also had a career-high three tackles - one on each of the Rams' first three kickoffs ... Caught a 9-yard pass off the bench at Wyoming in the MW Championship game, and returned three punts for five yards (1.3 avg.) ... Earned his first career start against Houston in the Las Vegas Bowl, but did not record a catch ... Returned three punts for 14 yards (4.7 avg.) with a long of 16 yards.

- **2014-15 (at Golden West College):** Was a Region III All-California First Team Offense honoree in 2015 after leading Golden West with 68 receptions ... Ranked second with 902 receiving yards and 10 touchdowns, averaging 82 yards per game ... Golden West posted an 8-3 mark in 2015, ranked as high as third in the nation and first in California ... As a freshman in 2014, recorded 841 yards on 50 receptions (76.5 yards per game) with eight touchdowns en route to a Southern League First Team Offense accolade.
- **High School:** Was the 2013 Newport-Mesa Dream Team All-Purpose Player of the Year, Sunset League Offensive Player of the Year and All-CIF Southern Section Southwest Division honoree as a senior at Newport Harbor High ... Set school single-season records for receptions (83), receiving yards (1,325) and touchdown catches (17) and posted 20 total touchdowns as a senior to help lead the Sailors to the Southwest Division title game.
- **Personal:** Quest Joseph Truxton was born Sept. 21, 1996, in Newport Beach, Calif. ... Son of Lou and Eileen Truxton ... Is the youngest of four siblings ... Is majoring in social science.

Truxton's Career Statistics

Receiving

Season	GP	GS	Rec.	Yds.	Avg.	Long	TD
2016	14	1	11	156	14.2	27	3
2017	8	0	8	86	10.8	16	0
Career	22	1	19	242	12.7	27	3

Punt Returns

Season	GP	GS	No.	Yds.	Avg.	Long	TD	All-Purpose Total Yds/Gm.
2016	14	13	30	271	9.0	41	0	532 38.0
2017	8	8	16	151	9.4	31	0	237 29.6
Career	22	21	46	422	9.2	41	0	769 35.0

Career Highs: Receptions: 2, five times; Receiving Yards: 50 at Wyoming (11/19/16); Receiving Touchdowns: 1 at Wyoming (11/19/16), vs. Hawai'i (11/5/16), at Utah State (10/28/16); Long Reception: 27 at Wyoming (11/19/16); Carries: 1 vs. Hawai'i (11/5/16), at Utah State (10/28/16); Rushing Yards: 23 vs. Hawai'i (11/5/16); Long Rush: 23 vs. Hawai'i (11/5/16); Punt Returns: 5 at UNLV (10/7/17), vs. UNLV (10/8/16); Punt Return Yards: 73 vs. Hawai'i (11/5/16); Long Punt Return: 41 vs. Hawai'i (11/5/16); Kick Returns: 3 vs. California (9/10/16); Kick Return Yards: 52 vs. California (9/10/16); Long Kick Return: 20 vs. California (9/10/16); All-Purpose Yards: 105 vs. Hawai'i (11/5/16); Tackles: 3 vs. Colorado State (11/26/16).

2017 Highs: Receptions: 2 vs. Boise State (10/14/17), vs. Northern Illinois (9/30/17), vs. UC Davis (9/2/17); Receiving Yards: 28 vs. Northern Illinois (9/30/17); Long Reception: 16 vs. Northern Illinois (9/30/17); Punt Returns: 5 at UNLV (10/7/17); Punt Return Yards: 54 at UNLV (10/7/17); Long Punt Return: 31 vs. Fresno State (10/21/17); All-Purpose Yards: 54 at UNLV (10/7/17).

Truxton's Career Game-by-Game

Receiving

Date	Opponent	GP	GS	No.	Yds.	Avg.	Lg.	TD	TD Lengths
S.3.16	New Hampshire	1	0	1	14	14.0	14	0	
S.10.16	California	1	0	0	0	0.0	0	0	
S.17.16	at Northern Illinois	1	0	0	0	0.0	0	0	
O.1.16	at South Alabama	1	0	1	9	9.0	9	0	
O.8.16	UNLV*	1	0	2	36	18.0	21	0	
O.14.16	at Fresno State*	1	0	0	0	0.0	0	0	
O.21.16	San José State*	1	0	0	0	0.0	0	0	
O.28.16	at Utah State*	1	0	1	10	10.0	10	1	10
N.5.16	Hawai'i*	1	0	1	9	9.0	9	1	9
N.12.16	at Nevada*	1	0	1	11	11.0	11	0	
N.19.16	at Wyoming*	1	0	2	50	25.0	27	1	23
N.26.16	Colorado State*	1	0	1	8	8.0	8	0	
D.3.16	at Wyoming@	1	0	1	9	9.0	9	0	
D.17.16	vs. Houston^	1	1	0	0	0.0	0	0	
S.2.17	UC Davis	1	0	2	23	11.5	12	0	
S.9.17	at Arizona State	1	0	1	7	7.0	7	0	
S.16.17	No. 19/19 Stanford	1	0	0	0	0.0	0	0	
S.23.17	at Air Force*	1	0	1	14	14.0	14	0	
S.30.17	Northern Illinois	1	0	2	28	14.0	16	0	
O.7.17	at UNLV*	1	0	0	0	0.0	0	0	

O.14.17	Boise State*	1	0	2	14	7.0	8	0
O.21.17	Fresno State*	1	0	0	0	0.0	0	0

Punt Returns

Date	Opponent	GP	GS	No.	Yds.	Avg.	Lg.	TD	TD Lengths
S.3.16	New Hampshire	1		3	16	5.3	12	0	
S.10.16	California	1	*	3	52	17.3	25	0	
S.17.16	at Northern Illinois	1	*	1	7	7.0	7	0	
O.1.16	at South Alabama	1	*	2	33	16.6	32	0	
O.8.16	UNLV*	1	*	5	44	8.8	29	0	
O.14.16	at Fresno State*	1	*	1	0	0.0	0	0	
O.21.16	San Jose State*	1	*	2	20	10.0	15	0	
O.28.16	at Utah State*	1	*	0	0	0.0	0	0	
N.5.16	Hawai'i*	1	*	4	71	17.8	41	0	
N.12.16	at Nevada*	1	*	1	-1	-1.0	0	0	
N.19.16	at Wyoming*	1	*	1	6	6.0	6	0	
N.26.16	Colorado State*	1	*	1	6	6.0	6	0	
D.3.16	at Wyoming@	1	*	3	5	1.7	3	0	
D.17.16	vs. Houston^	1	*	3	14	4.7	16	0	
S.2.17	UC Davis	1	*	2	9	4.5	7	0	
S.9.17	at Arizona State	1	*	2	32	16.0	27	0	
S.16.17	No. 19/19 Stanford	1	*	1	2	2.0	2	0	
S.23.17	at Air Force*	1	*	2	8	4.0	6	0	
S.30.17	Northern Illinois	1	*	1	3	3.0	3	0	
O.7.17	at UNLV*	1	*	5	54	10.8	30	0	
O.14.17	Boise State*	1	*	2	6	3.0	5	0	
O.21.17	Fresno State*	1	*	1	31	31.0	31	0	

*Bold indicates season high. * - Mountain West game. @ - 2016 Mountain West Championship (War Memorial Stadium; Laramie, Wyo.). ^ - 2016 Las Vegas Bowl (Sam Boyd Stadium; Las Vegas, Nev.). GS - * in this category the player was on the field the first time San Diego State was in the punt return formation.*

#41 DAKOTA TURNER

Defensive End • Senior • 6-3 • 250 • Mililani, Hawaii • Mililani High

- **At San Diego State:** Physical, athletic body, who made the move from linebacker to defensive line in the spring of 2014 ... Worked up to the backup spot at right defensive end after spring drills, where he remained over the 2014 season and in 2015 ... Then moved to fullback in the 2016 fall camp, where he started the first three games, before moving back to defensive line at South Alabama ... Was listed as the starting right defensive end heading into the 2017 campaign, but suffered severe damage to his knee in the fall scrimmage on Aug. 19 ... Returned to play Sept. 30 vs. Northern Illinois despite being thought lost for the season.
- **2017 (Senior):** Has played in four games off the bench, making four tackles, including a 7-yard sack (and TFL) ... Missed the first four games of the season - vs. UC Davis, at Arizona State, vs. No. 19/19 Stanford and at Air Force - with a knee injury, suffered at the team's fall scrimmage on Aug. 19 ... Made his return against Northern Illinois and had two tackles (one solo) in 36 snaps (according to *Pro Football Focus*) ... Had two tackles (one solo), including a 7-yard sack (and TFL) in 11 snaps at UNLV ... Did not record a stat in playing time against Boise State and vs. Fresno State.
- **2016 (Junior):** Started the first three games at fullback before switching to defensive end for the final 11 ... Had not found the stat sheet except for a tackle on special teams before switching positions ... Finished with 40 tackles total on the year, five tackles for loss, two sacks, a forced fumble, two pass breakups and five quarterback hurries ... Earned his first career start in his first-ever game on the offensive side of the ball when he started at fullback in the opener vs. New Hampshire ... Did not record a stat ... Also started vs. California, but did not find the stat sheet ... Logged a special teams tackle at Northern Illinois while starting at fullback for a third straight game ... Played for the first time of the season at defensive end at South Alabama, making a career-high seven tackles off the bench ... Appeared in his second game at defensive end, recording his first career pass breakup and adding a quarterback hurry ... Registered four tackles, including a tackle for loss, off the bench at Fresno State ... Came up with four tackles (all solo) and a 9-yard sack (and tackle for loss) ... It was his first sack of his career ... Had a good all-around game at Utah State, making four tackles, 1.5 tackles for loss, a 4-yard sack and a forced fumble ... The 1.5 tackles for loss were a season high, while the forced fumble was the first of his career ... Registered an assisted tackle and two quarterback hurries in extensive time off the bench vs. Hawai'i ... Made three stops (one solo) with 0.5 tackles for

loss and a quarterback hurry at Nevada ... Tied a career high with seven tackles off the bench at Wyoming, while adding a pass breakup and a quarterback hurry ... Had three tackles (two solo) off the bench against Colorado State ... Registered two assisted stops in a reserve role at Wyoming in the MW Championship game ... Came up with four tackles (two solo) and a 3-yard tackle for loss vs. Houston in the Las Vegas Bowl.

- **2015 (Sophomore):** Had 15 tackles, four tackles for loss and a quarterback hurry on the season in just six games off the bench ... Came up with two assisted tackles off the bench against San Diego in the opener ... Also added a quarterback hurry ... Had four tackles (two solo) in a reserve role at California ... Had arguably the best game of his career vs. South Alabama, setting career highs in tackles (six) and tackles for loss (2.0) ... Came up with an assisted tackle at Penn State in a reserve role ... Made two tackles - both solo and for a loss - vs. Fresno State ... The two tackles for loss matched a career best ... Logged snaps at Hawai'i, including time on special teams, before injuring his left knee and being forced to miss the rest of the season ... Those games included MW contests at San José State, vs. Utah State, at Colorado State, vs. Wyoming, at UNLV and against Nevada, as well as the MW Championship game vs. Air Force and the Hawai'i Bowl vs. Cincinnati.
- **2014 (Freshman):** Logged his first career snaps in his second season at SDSU ... Had 18 tackles (14 solo), including 2.5 TFL, two sacks and four quarterback hurries in 12 games on the season ... Played in the opener vs. Northern Arizona, but did not record a stat ... Was on the travel squad, but did not play at No. 21/23 North Carolina ... Made his first career tackle, a solo stop, off the bench at Oregon State ... Had a breakout game against UNLV, making two solo stops and his first career sack (and TFL) ... Also had a quarterback hurry ... Had a career-high three stops (all solo) and a quarterback hurry at Fresno State ... Had another good outing at New Mexico, making one tackle, which was a 5-yard sack (and TFL) ... Came up with one tackle off the pine against Hawai'i ... Finished with another solo stop at Nevada in a reserve role ... Tied a career high with three tackles (two solo) off the bench against Idaho with a quarterback hurry ... Made three stops (two solo) and 0.5 TFL at Boise State in another game off the bench ... Also added a quarterback hurry ... Logged snaps against Air Force without finding the stat sheet ... Tied a career high with three tackles (one solo) off the bench against San José State ... Came off the bench vs. Navy in the Poinsettia Bowl, but was left off the stat sheet.
- **2013 (Redshirt):** Redshirted his first season on The Mesa.
- **High School:** Was recruited as a linebacker after also playing as a defensive end and tight end at Mililani High School ... Helped the Trojans to a 10-3 record, including a 5-1 league mark as a senior in 2012 ... Was a first-team all-state pick as a senior ... A first-team all-league pick as a senior and second-team selection in 2011 ... Also an honorable mention all-Hawaii pick ... Was named to the Department of Defense All-America Team in 2011 ... Picked for the ESPN All-Hawaii team in 2011 ... A three-star recruit by *Scout.com*, *ESPN* and *247Sports.com* ... Received an 80 grade by *247Sports*, and was ranked as the 73rd-best tight end in the country and eighth out of all Hawaii recruits (regardless of position) ... Was ranked the 83rd-best defensive end by *Scout* ... Got a scout grade of 72 by *ESPN* and was listed at No. 109 of all defensive ends and the 10th-best recruit in Hawaii ... Rivals had him as the ninth-best recruit in Hawaii.
- **Personal:** Dakota Justice Turner was born March 5, 1995, in Camp Lejeune, N.C. ... Son of Larry and Diane Turner ... Also got offers from Army and Weber State, and was shown interest by Arizona State, Colorado, Hawai'i, Nevada, New Mexico State, Oregon, SMU, Utah State, Vanderbilt, Washington and Washington State ... Is majoring in social science.

Turner's Career Statistics

Defense

Season	GP	GS	UA	A	TT	TFL	Sk	Int.	PBU	FF	FR
2014	12	0	14	4	18	2.5	2.0	0	0	0	0
2015	6	0	6	9	15	4.0	0.0	0	0	0	0
2016	14	0	14	26	40	5.0	2.0	0	2	1	0
2017	4	0	2	2	4	1.0	1.0	0	0	0	0
Career	36	0	36	41	77	12.5	5.0	0	2	1	0

Season	GP	GS	Rushing				Receiving					
			Att.	Yds.	TD	Lg.	No.	Yds.	TD	Lg.		
2016	14	3	0	0	0	0	0	0	0	0.0	0	0
Career	14	3	0	0	0	0	0	0	0	0.0	0	0

Career Highs: **Tackles:** 7 at Wyoming (11/19/16), at South Alabama (10/1/16); **Tackles For Loss:** 2.0 vs. Fresno State (10/3/15), vs. South Alabama (9/19/15); **Sacks:** 1.0, five times; **Pass Breakups:** 1 at Wyoming (11/19/16), vs. UNLV (10/8/16); **Forced Fumbles:** 1 at Utah State (10/28/16).

2017 Highs: **Tackles:** 2 at UNLV (10/7/17), vs. Northern Illinois (9/30/17); **Tackles For Loss:** 1.0 at UNLV (10/7/17); **Sacks:** 1.0 at UNLV (10/7/17).

Turner's Career Game-by-Game

Defensive

Date	Opponent	GP	GS	UA	A	TT	TFL	Sk.	Int.	PBU	FF	FR
A.30.14	Northern Arizona	1	0	0	0	0	0.0	0.0	0	0	0	0
S.6.14	at 21/23 No. Carolina	--- Did Not Play ---										
S.20.14	at Oregon State	1	0	1	0	1	0.0	0.0	0	0	0	0
S.27.14	UNLV*	1	0	2	0	2	1.0	1.0	0	0	0	0
O.3.14	at Fresno State*	1	0	3	0	3	0.0	0.0	0	0	0	0
O.10.14	at New Mexico*	1	0	1	0	1	1.0	1.0	0	0	0	0
O.18.14	Hawai'i*	1	0	1	0	1	0.0	0.0	0	0	0	0
N.1.14	at Nevada*	1	0	1	0	1	0.0	0.0	0	0	0	0
N.8.14	Idaho	1	0	2	1	3	0.0	0.0	0	0	0	0
N.15.14	at Boise State*	1	0	2	1	3	0.5	0.0	0	0	0	0
N.21.14	Air Force*	1	0	0	0	0	0.0	0.0	0	0	0	0
N.29.14	San José State*	1	0	1	2	3	0.0	0.0	0	0	0	0
D.23.14	Navy#	1	0	0	0	0	0.0	0.0	0	0	0	0
S.5.15	San Diego	1	0	0	2	2	0.0	0.0	0	0	0	0
S.12.15	at California	1	0	2	2	4	0.0	0.0	0	0	0	0
S.19.15	South Alabama	1	0	2	4	6	2.0	0.0	0	0	0	0
S.26.15	at Penn State	1	0	0	1	1	0.0	0.0	0	0	0	0
O.3.15	Fresno State*	1	0	2	0	2	2.0	0.0	0	0	0	0
O.10.15	at Hawai'i*	1	0	0	0	0	0.0	0.0	0	0	0	0
O.17.15	at San José State*	--- Did Not Play - Injured ---										
O.23.15	Utah State*	--- Did Not Play - Injured ---										
O.31.15	at Colorado State*	--- Did Not Play - Injured ---										
N.14.15	Wyoming*	--- Did Not Play - Injured ---										
N.21.15	at UNLV*	--- Did Not Play - Injured ---										
N.28.15	Nevada*	--- Did Not Play - Injured ---										
D.5.15	Air Force`	--- Did Not Play - Injured ---										
D.24.15	vs. Cincinnati%	--- Did Not Play - Injured ---										
S.3.16	New Hampshire	1	0	0	0	0	0.0	0.0	0	0	0	0
S.10.16	California	1	0	0	0	0	0.0	0.0	0	0	0	0
S.17.16	at Northern Illinois	1	0	1	0	1	0.0	0.0	0	0	0	0
O.1.16	at South Alabama	1	0	0	7	7	0.0	0.0	0	0	0	0
O.8.16	UNLV*	1	0	0	0	0	0.0	0.0	0	1	0	0
O.14.16	at Fresno State*	1	0	1	3	4	1.0	0.0	0	0	0	0
O.21.16	San José State*	1	0	4	0	4	1.0	1.0	0	0	0	0
O.28.16	at Utah State*	1	0	1	3	4	1.5	1.0	0	0	1	0
N.5.16	Hawai'i*	1	0	0	1	1	0.0	0.0	0	0	0	0
N.12.16	at Nevada*	1	0	1	2	3	0.5	0.0	0	0	0	0
N.19.16	at Wyoming*	1	0	2	5	7	0.0	0.0	0	1	0	0
N.26.16	Colorado State*	1	0	2	1	3	0.0	0.0	0	0	0	0
D.3.16	at Wyoming@	1	0	0	2	2	0.0	0.0	0	0	0	0
D.17.16	vs. Houston^	1	0	2	2	4	1.0	0.0	0	0	0	0
S.2.17	UC Davis	--- Did Not Play - Injured ---										
S.9.17	at Arizona State	--- Did Not Play - Injured ---										
S.16.17	No. 19/19 Stanford	--- Did Not Play - Injured ---										
S.23.17	at Air Force*	--- Did Not Play - Injured ---										
S.30.17	Northern Illinois	1	0	1	1	2	0.0	0.0	0	0	0	0
O.7.17	at UNLV*	1	0	1	1	2	1.0	1.0	0	0	0	0
O.14.17	Boise State*	1	0	0	0	0	0.0	0.0	0	0	0	0
O.21.17	Fresno State*	1	0	0	0	0	0.0	0.0	0	0	0	0

Offensive

Date	Opponent	GP	GS	Rushing				Receiving			
				Att.	Yds.	Avg.	TD	No.	Yds.	TD	
S.3.16	New Hampshire	1	1	0	0	0.0	0	0	0	0	0
S.10.16	California	1	1	0	0	0.0	0	0	0	0	0
S.17.16	at Northern Illinois	1	1	0	0	0.0	0	0	0	0	0

*Bold indicates season high. * - Mountain West game. # - 2014 San Diego County Credit Union Poinsettia Bowl (Qualcomm Stadium; San Diego, Calif.). ` - 2015 Sports Authority Mountain West Championship (Qualcomm Stadium; San Diego, Calif.). % - 2015 Hawai'i Bowl (Aloha Stadium; Honolulu, Hawaii). @ - 2016 Mountain West Championship (War Memorial Stadium; Laramie,*

Wyo.). ^ - 2016 Las Vegas Bowl (Sam Boyd Stadium; Las Vegas, Nev.).

#87 KAHALE WARRING (Kah-HALL-ay WHERE-ing)

Tight End • Sophomore • 6-6 • 250 • Sonora, Calif. • Sonora HS

- **At San Diego State:** Big tight end who has shown drastic improvement since arriving on campus in 2015 ... Put on 25 pounds of muscle last year to get to 245 and heads into 2017 at 250 ... Was listed as the backup on the depth chart at tight end vs. UNLV in the fifth game of last season before suffering a season-ending injury in practice that week ... Is third on the depth chart heading into the Hawai'i game, but will still get a ton of playing time ... Was awarded a scholarship late in fall camp.
- **2017 (Sophomore):** Has 13 catches and 185 receiving yards (14.2 avg.) with a team-high-tying two touchdowns ... Among tight ends in the country, is ranked in a tie for 31st in touchdown catches (2), 41st in receiving yards (185) and tied for 48th in receptions (13) ... Had a career game in the opener off the bench vs. UC Davis, making five catches for 74 yards (14.8 avg.) with a touchdown and a long of 36 yards ... The 74 yards receiving were the most by an Aztec tight end since Gavin Escobar had 108 vs. UNLV on Oct. 27, 2012 ... The five catches matched the most by a SDSU tight end since Escobar hauled in six vs. Wyoming on Nov. 24, 2012 (also David Wells vs. San Jose State last year) ... Had entered the game with two catches (both for touchdowns) and 17 yards ... Made an 8-yard grab off the bench at Arizona State ... Had two catches for 11 yards (5.5 avg.) with a long of seven off the bench vs. No. 19/19 Stanford ... Had a career-long 42-yard grab off the bench at Air Force in the team's first play after an hour and 28-minute lightning delay ... The catch led to a 2-yard touchdown run by Rashaad Penny, putting SDSU on the scoreboard ... Had another good game in his first career start vs. Northern Illinois, recording a team-high three catches for 39 yards (13.0 avg.) with a 8-yard touchdown and a long of 21 yards ... It was his second touchdown of the season and fourth of his career ... Had an 11-yard catch at UNLV ... Did not record a stat in playing time against Boise State or against Fresno State.
- **2016 (Freshman):** Played in the team's first four games before a season-ending injury to his foot, making two catches - both for touchdowns ... Had two receptions for 17 yards (8.5 avg.) ... Played for the first time of his career in the opener against New Hampshire, but did not make the stat sheet ... Logged statless time once again vs. California ... Caught his first career pass at Northern Illinois, which was a 5-yard touchdown catch on 4th and 2 to put SDSU up, 21-0, early in the second quarter ... Caught a 12-yard touchdown pass to put SDSU up, 24-21, at South Alabama ... It was his second straight game with a catch (and touchdown catch) ... Did not play against UNLV after injuring his foot in practice during the week ... Also missed the rest of the season with the injury.
- **2015 (Redshirt):** Redshirted his first season at SDSU.
- **High School:** Played just one year of football at Sonora High in Sonora, Calif. ... Earned all-league accolades in his one season, catching 21 balls for 548 yards (26.1 avg.), according to MaxPreps ... Helped the Wildcats to an 11-2 record, including a perfect 6-0 league mark ... Also excelled in basketball, averaging 19.6 points and 10.8 rebounds as a senior, earning the league's MVP award ... Was also an all-conference pick in water polo ... Previously played tennis, and was a member of the cross country and swimming teams.
- **Personal:** Kahale Kuio Kalani Michael Wodehouse Warring was born March 23, 1997, in Sonora, Calif. ... Son of Kahai Wodehouse and Nichole Longeway, and stepson of Lloyd Longeway ... Was also recruited by Nevada and Sacramento State ... Is majoring in communication.

Warring's Career Statistics

Receiving

Season	GP	GS	Rec.	Yds.	Avg.	Long	TD
2016	4	0	2	17	8.5	12	2
2017	8	1	13	185	14.2	42	2
Career	12	1	15	202	13.5	42	4

Career Highs: Receptions: 5 vs. UC Davis (9/2/17); Receiving Yards: 74 vs. UC Davis (9/2/17); Receiving Touchdowns: 1, four times; Long Reception: 42 at Air Force (9/23/17).

2017 Highs: Receptions: 5 vs. UC Davis (9/2/17); Receiving Yards: 74 vs. UC Davis (9/2/17); Receiving Touchdowns: 1 vs. Northern Illinois (9/30/17), vs. UC Davis (9/2/17); Long Reception: 42 at Air Force (9/23/17).

Warring's Career Game-by-Game

Receiving

Date	Opponent	GP	GS	No.	Yds.	Avg.	Lg.	TD	TD Lengths
S.3.16	New Hampshire	1	0	0	0	0.0	0	0	

S.10.16	California	1	0	0	0	0.0	0	0	
S.17.16	at Northern Illinois	1	0	1	5	5.0	5	1	5
O.1.16	at South Alabama	1	0	1	12	12.0	12	1	12
O.8.16	vs. UNLV*	--- Did Not Play - Injured ---							
O.14.16	at Fresno State*	--- Did Not Play - Injured ---							
O.21.16	vs. San José State*	--- Did Not Play - Injured ---							
O.28.16	at Utah State*	--- Did Not Play - Injured ---							
N.5.16	Hawai'i*	--- Did Not Play - Injured ---							
N.12.16	at Nevada*	--- Did Not Play - Injured ---							
N.19.16	at Wyoming*	--- Did Not Play - Injured ---							
N.26.16	Colorado State*	--- Did Not Play - Injured ---							
D.3.16	at Wyoming@	--- Did Not Play - Injured ---							
D.17.16	vs. Houston^	--- Did Not Play - Injured ---							
S.2.17	UC Davis	1	0	5	74	14.8	36	1	7
S.9.17	at Arizona State	1	0	1	8	8.0	8	0	
S.16.17	No. 19/19 Stanford	1	0	2	11	5.5	7	0	
S.23.17	at Air Force*	1	0	1	42	42.0	42	0	
S.30.17	Northern Illinois	1	1	3	39	13.0	21	1	8
O.7.17	at UNLV*	1	0	1	11	11.0	11	0	
O.14.17	Boise State*	1	0	0	0	0.0	0	0	
O.21.17	Fresno State*	1	0	0	0	0.0	0	0	

Bold indicates season high. * - Mountain West game. @ - 2016 Mountain West Championship (War Memorial Stadium; Laramie, Wyo.). ^ - 2016 Las Vegas Bowl (Sam Boyd Stadium; Las Vegas, Nev.).

#29 JUWAN WASHINGTON

Running Back • Sophomore • 5-7 • 190 • Kennedale, Texas • Kennedale HS

- **At San Diego State:** Speedster who is not afraid of contact ... Has a great blend of speed and power ... Is second on the running back depth chart heading into the 2017 season ... Also sees action in the return game, currently slated to start (with Rashaad Penny) at kick returner, while backing up Quest Truxton at punt returner ... Has 11 touchdowns (eight rushing, two kick return, one receiving) over the last 15 games.
- **2017 (Sophomore):** Has racked up numerous preseason awards, including being named to the Earl Campbell Tyler Rose Award Watch List, which goes to an offensive player with ties to Texas and displays performance, integrity and tenacity ... Also is a preseason fourth-team all-Mountain West selection by *Athlon Sports* as a running back and to the *Phil Steele Magazine* fourth team as a kick returner ... Has rushed 76 times for 400 yards (5.3 avg.) with two touchdowns this season ... Also has three receptions for 39 yards (13.0 avg.) with a long of 19 yards and six kick returns for 124 yards (20.7 avg.), including a 96-yard touchdown ... Has started three games and has played in all eight ... Rushed 14 times for 66 yards (4.7 avg.) with a touchdown in the opener against UC Davis ... The rushing touchdown was the seventh of his career (all over the previous eight games) ... Had a busy game at Arizona State, carrying the ball a career-high 16 times for 56 yards (3.5 avg.) with a long run of 22 yards ... Ran eight times for 30 yards (3.8 avg.) off the bench against No. 19/19 Stanford and added his first two receptions on the season for 20 yards (10.0 avg.) ... The two catches were a career high ... Rushed 14 times for a season-high 68 yards (4.9 avg.) in his first start of the year at Air Force ... Added a long run of 29 yards ... Was named the Mountain West Special Teams Player of the Week for his play against Northern Illinois when he took the opening kickoff 96 yards for a touchdown ... Also ran four times for 19 yards (4.8 avg.) ... It was his first kickoff return touchdown of the season and second of his career ... Finished with 95 yards on just 10 carries (9.5 avg.) in a start, including a 34-yard touchdown at UNLV ... Recorded his second rushing touchdown of the season and eighth of his career ... Now has three overall touchdowns this year and 11 for his career (eight rushing, two kick return, one receiving) ... Ran three times, but lost two yards, in a start against Boise State ... Also had a season-long 19-yard catch ... Had a solid outing against Fresno State, rushing seven times for 68 yards (9.7 avg.) with a season long of 45 yards.
- **2016 (Freshman):** Earned the team's outstanding freshman award (with Parker Houston) ... Earlier was named "SDSU's Top Newcomer" by *Lindy's Sports* ... Played in the team's 14 games with one start, rushing 55 times for 441 yards (8.0 avg.) and six touchdowns, catching three passes for 72 yards (24.0 avg.) and returning 10 kicks for 293 yards (29.3 avg.) and another score ... Was one of only five freshman players in the country with at least five rushing touchdowns and one receiving touchdown, and one of two with a kick return as well ... His 8.0 yards per rush was the highest by an Aztec since at least 1996 (min. 55 attempts) ... The 8.0

yards per attempt also ranked fifth in the country (min. 55 attempts) ... Ranked second in the MW and eighth in the nation in kick return touchdowns (1) ... Averaged 11.9 yards per touch last year (rush/rec./PR/RR), the highest mark on the team (min. 40 touches) ... Had at least one touchdown in five consecutive games until not scoring in the MW Championship game at Wyoming ... Logged his first career snaps in the opener against New Hampshire, rushing four times for nine yards (2.3 avg.), and seeing time on special teams ... Rushed four times for 28 yards (7.0) with a long of 11 yards against California ... Did not get any carries at Northern Illinois, but returned three kicks for 93 yards (31.0 avg.), including a long of 53 yards ... Logged statless time at South Alabama ... Rushed five times for 13 yards against UNLV, averaging 2.6 yards per carry and returned a kick for 15 yards ... Did not record a stat in action at Fresno State ... Rushed for 22 yards on six carries with a then season-long of 12 yards vs. San José State and caught his first pass as an Aztec for four yards ... Rushed 14 times for 137 yards (9.8 avg.) and two touchdowns at Utah State ... It was his first career 100-yard rushing game (76th Aztec with a 100-yard game in school history) ... Set career highs in rushing yards, touchdowns, carries and long rush (then a career long of 64 yards) ... Scored his first two career touchdowns ... Rushed five times for 48 yards (9.6 avg.) and a touchdown and added a 24-yard touchdown catch in time against Hawai'i ... It was his first career touchdown catch ... Had multiple touchdowns for the second straight game ... Set career highs in receptions (1, tied), receiving yards (24) and long reception (24 yards) ... Rushed five times for 70 yards (14.0 avg.) and a touchdown at Nevada with a long of 45 yards ... Also returned two short kicks for 29 yards (14.5 avg.) ... Rushed once for 14 yards, had a 44-yard catch and returned two kicks for 100 yards, including a 92-yard touchdown, at Wyoming ... The kick return touchdown was the first of his career ... Also set career highs in kick return yards (100), receiving yards (44) and long reception (44) ... Rushed six times for 92 yards, including an 81-yard rushing touchdown vs. Colorado State ... The 81-yard rush was the longest of his career ... Had seven touchdowns (five rushing, one receiving and one kick return), all over the previous five games ... Rushed two times for zero yards in the MW Championship game at Wyoming ... Carried three times for eight yards, including a 7-yard touchdown against Houston in the Las Vegas Bowl.

- **2015 (Redshirt):** Redshirted his first season at SDSU.
- **High School:** Racked up big numbers at Kennedale High School, where he won three varsity letters ... Rushed for 5,139 yards and 75 touchdowns with an average of 9.5 yards per carry during his career, according to MaxPreps ... Eclipsed the 300-yard mark five times in 24 games as a prep ... Also combined for 836 yards on kickoff returns ... Earned second-team all-state honors after running for 2,695 yards and 39 scores during his senior season, leading the Wildcats to a 12-1 overall record and an appearance in the UIL Conference 4A Regionals ... Rated as a three-star recruit by Scout, 247sports and ESPN, and a two-star recruit by Rivals ... Earned a grade of 82 by 247sports and a 74 from ESPN.
- **Personal:** Juwan Xavier Washington was born Nov. 19, 1996, in Fort Worth, Texas ... Son of Katrina Smith ... Picked SDSU over other offers from Houston, Arkansas State, Louisiana-Monroe and Texas State ... Also received recruiting interest from numerous other schools, including Arkansas, Baylor, Brigham Young, Duke, Kansas State, Minnesota, Notre Dame, Oklahoma, TCU and USC, among others ... Is majoring in interdisciplinary studies.

Washington's Career Statistics

Season	Rushing						Receiving					
	GP	GS	Att.	Yds.	TD	Lg.	100+	No.	Yds.	TD	Lg.	
2016	14	1	55	441	6	81	1	3	72	24.0	1	44
2017	8	3	76	400	2	45	0	3	39	13.0	0	19
Career	22	4	131	841	8	81	1	6	111	18.5	1	44

Kick Returns

Season	GP	GS	No.	Yds.	Avg.	Long	TD	All-Purpose	
								Total Yds/Gm.	
2016	14	0	10	293	29.3	92	1	806	57.6
2017	8	0	6	124	20.7	96	1	563	70.4
Career	22	0	16	417	26.1	96	2	1,369	62.2

Career Highs: Carries: 16 at Arizona State (9/9/17); Rushing Yards: 137 at Utah State (10/28/16); Rushing Touchdowns: 2 at Utah State (10/28/16); Long Rush: 81 vs. Colorado State (11/26/16); Receptions: 2 vs. No. 19/19 Stanford (9/16/17); Receiving Yards: 44 at Wyoming (11/19/16); Receiving Touchdowns: 1 vs. Hawai'i (11/5/16); Long Reception: 44 at Wyoming (11/19/16); Kick Returns: 3 at Northern Illinois (9/17/16); Kick Return Yards: 100 at Wyoming (11/19/16); Kick Return Touchdowns: 1 vs. Northern Illinois (9/30/17), at Wyoming (11/19/16); Long Kick Return: 96 vs. Northern Illinois (9/30/17); All-Purpose Yards: 158 at Wyoming (11/19/16); Total Touchdowns: 2 vs. Hawai'i (11/5/16), at Utah State (10/28/16).

2017 Highs: Carries: 16 at Arizona State (9/9/17); Rushing Yards: 95 at UNLV (10/7/17);

Rushing Touchdowns: 1 at UNLV (10/7/17), vs. UC Davis (9/2/17); Long Rush: 45 vs. Fresno State (10/21/17); Receptions: 2 vs. No. 19/19 Stanford (9/16/17); Receiving Yards: 20 vs. No. 19/19 Stanford (9/16/17); Long Reception: 19 vs. Boise State (10/14/17); Kick Returns: 2 at UNLV (10/7/17); Kick Return Yards: 96 vs. Northern Illinois (9/30/17); Long Kick Return: 96 vs. Northern Illinois (9/30/17); All-Purpose Yards: 115 vs. Northern Illinois (9/30/17); Total Touchdowns: 1 at UNLV (10/7/17), vs. Northern Illinois (9/30/17), vs. UC Davis (9/2/17).

Washington's Career Game-by-Game

Date	Opponent	GP	GS	Rushing				Receiving			
				Att.	Yds.	Avg.	TD	No.	Yds.	TD	
S.3.16	New Hampshire	1	0	4	9	2.25	0	0	0	0	0
S.10.16	California	1	0	4	28	7.00	0	0	0	0	0
S.17.16	at Northern Illinois	1	0	0	0	0.00	0	0	0	0	0
O.1.16	at South Alabama	1	0	0	0	0.00	0	0	0	0	0
O.8.16	UNLV*	1	0	5	13	2.60	0	0	0	0	0
O.14.16	at Fresno State*	1	0	0	0	0.00	0	0	0	0	0
O.21.16	San José State*	1	0	6	22	3.67	0	1	4	0	0
O.28.16	at Utah State*	1	0	14	137	9.79	2	0	0	0	0
N.5.16	Hawai'i*	1	0	5	48	9.60	1	1	24	1	0
N.12.16	at Nevada*	1	0	5	70	14.00	1	0	0	0	0
N.19.16	at Wyoming*	1	0	1	14	14.00	0	1	44	0	0
N.26.16	Colorado State*	1	1	6	92	15.33	1	0	0	0	0
D.3.16	at Wyoming@	1	0	2	0	0.00	0	0	0	0	0
D.7.16	vs. Houston^	1	0	3	8	2.67	1	0	0	0	0
S.2.17	UC Davis	1	0	14	66	4.71	1	0	0	0	0
S.9.17	at Arizona State	1	0	16	56	3.50	0	0	0	0	0
S.16.17	No. 19/19 Stanford	1	0	8	30	3.76	0	2	20	0	0
S.23.17	at Air Force*	1	1	14	68	4.86	0	0	0	0	0
S.30.17	Northern Illinois	1	0	4	23	4.75	0	0	0	0	0
O.7.17	at UNLV*	1	1	10	95	9.50	1	0	0	0	0
O.14.17	Boise State*	1	1	3	-2	-0.67	0	1	19	0	0
O.21.17	Fresno State&	1	0	7	68	9.71	0	0	0	0	0

Kick Returns

Date	Opponent	GP	GS	No.	Yds.	Avg.	Lg.	TD	TD Lengths
S.3.16	New Hampshire	1	0	0	0	0.0	0	0	
S.10.16	California	1	0	0	0	0.0	0	0	
S.17.16	at Northern Illinois	1	0	3	93	31.0	53	0	
O.1.16	at South Alabama	1	0	0	0	0.0	0	0	
O.8.16	UNLV*	1	1	15	15.0	15.0	15	0	
O.14.16	at Fresno State*	1	0	0	0	0.0	0	0	
O.21.16	San José State*	1	0	0	0	0.0	0	0	
O.28.16	at Utah State*	1	0	0	0	0.0	0	0	
N.5.16	Hawai'i*	1	0	0	0	0.0	0	0	
N.12.16	at Nevada*	1	2	29	14.5	17.0	17	0	
N.19.16	at Wyoming*	1	2	100	50.0	92	1	92	
N.26.16	Colorado State*	1	2	58	28.0	29	0	0	
D.3.16	at Wyoming@	1	0	0	0	0.0	0	0	
D.7.16	vs. Houston^	1	0	0	0	0.0	0	0	
S.2.17	UC Davis	1	0	0	0	0.0	0	0	
S.9.17	at Arizona State	1	0	0	0	0.0	0	0	
S.16.17	No. 19/19 Stanford	1	0	0	0	0.0	0	0	
S.23.17	at Air Force*	1	1	0	0	0.0	0	0	
S.30.17	Northern Illinois	1	1	96	96.0	96	1	96	
O.7.17	at UNLV*	1	2	-4	-2.0	0	0	0	
O.14.17	Boise State*	1	2	36	18.0	16	0	0	
O.21.17	Fresno State*	1	0	0	0	0.0	0	0	

Bold indicates season high. * - Mountain West game. @ - 2016 Mountain West Championship (War Memorial Stadium; Laramie, Wyo.). ^ - 2016 Las Vegas Bowl (Sam Boyd Stadium; Las Vegas, Nev.). GS - * in this category the player was on the field the first time San Diego State was in the kick return formation.

#88 DAVID WELLS

Tight End • Senior • 6-5 • 255 • Clovis, Calif. • Clovis North HS

- **At San Diego State:** Tall, big body, who has great hands ... Seemingly catches everything thrown his way ... Worked up to No. 2 at tight end for the first time of his career at Nevada in the eighth game of the 2014 season, where he was until the offseason, when starter Daniel Brunskill moved to right tackle ... Started all 14 games last year, but missed the opener this year recovering from a foot injury ... Has started six of the seven games since.
- **2017 (Senior):** Has been honored numerous times in the preseason, being named to the John Mackey Award Watch List (most outstanding collegiate tight end) and the Wuerffel Trophy Award Watch List (community service) ... Also has been named a preseason first-team all-Mountain West selection by the league's media, as well as all four major magazines - *Athlon Sports*, *Lindy's Sports*, *Phil Steele Magazine* and *Street & Smith's* ... Has also been ranked as the "No. 18 Tight End in FBS" by *College Football News*, the "10th-Rated Tight End in the 2018 NFL Draft" by CBS Sports and the "30th-Rated Tight End in the 2018 NFL Draft" by *Phil Steele Magazine* ... Has started six of the seven games he has appeared in, missing the opener with an injury ... Has seven catches for 92 yards (13.1 avg.) and two touchdowns ... Among tight ends in the country, is ranked in a tie for 31st in touchdown receptions (2) ... Missed the opener, recovering from a Jones fracture in his foot ... Stopped his game played streak at 40 ... Earned the start at Arizona State, but did not find the stat sheet ... Had three catches for 30 yards in a start vs. No. 19/19 Stanford, including the game-winning touchdown with 54 seconds left ... Had a 28-yard touchdown reception at Air Force, which put SDSU up, 21-17, in the fourth quarter (the Aztecs would win, 28-24) ... The 28-yard catch was the longest of his career ... It was his second straight game with a touchdown catch, second this season and sixth of his career ... Had a 23-yard grab off the bench against Northern Illinois ... Had a 2-yard reception in a start at UNLV ... Made a 9-yard catch in a start vs. Boise State ... Started, but did not record a stat against Fresno State.
- **2016 (Junior):** Was named a second-team all-Mountain West selection ... Had 25 catches for 294 yards (11.8 avg.) and four touchdowns in 14 starts on the year ... Also had a 2-point conversion reception and a tackle on special teams ... The four touchdowns were tied for the 22nd most in the country among tight ends ... Earned his first career start in the opener against New Hampshire, where he made an 8-yard catch ... Had a 6-yard grab in another start vs. California ... Came up with a 11-yard reception in a third straight start at Northern Illinois ... Had a then career-high two catches for a then career-best 21 yards (10.5 avg.) at South Alabama ... Had a then career-long 13-yard grab ... Also caught a 2-point conversion to put SDSU up, 24-21 ... Did not appear on the stat sheet in another start vs. UNLV ... Had three receptions for 30 yards (10.0 avg.) in a start at Fresno State, just minutes away from his hometown of Clovis, Calif. ... Included in the three catches was a 14-yard grab ... Posted career highs of five catches and 62 yards while grabbing his first collegiate touchdown against San José State ... Pulled down a then career-long 24-yard reception in the first quarter ... The five catches were the most by an Aztec tight end since Gavin Escobar hauled in six vs. Wyoming on Nov. 24, 2012 ... The 62 receiving yards were also the most for an SDSU tight end since Escobar totaled 108 vs. UNLV on Oct. 27, 2012 ... Made a catch in another start at Utah State for a loss of one yard ... Had a 13-yard touchdown catch in a start against Hawai'i ... The touchdown put SDSU up, 7-0 ... Had two receptions for 35 yards (17.5 avg.) in a start at Nevada ... It was his second straight game with a touchdown catch ... Had a career-long 27-yard catch at Wyoming in an 11th straight start ... Caught two passes for 42 yards and a touchdown vs. Colorado State ... The touchdown went for 25 yards ... It was his fourth receiving touchdown of the season (and career), all over the last six games ... Had a 7-yard reception in another start at Wyoming in the MW Championship game ... Made a team-high four catches for 33 yards vs. Houston in the Las Vegas Bowl with a long of 11 yards.
- **2015 (Sophomore):** Played in the team's only 14 games off the bench ... Had four catches for 22 yards (5.5 avg.) and a tackle on special teams ... Had his first career catch, a 10-yarder, in the opener vs. San Diego ... Also saw time on three special teams units - kick return, punt and PAT/field goal ... Played again at California and vs. South Alabama, but did not record a stat ... Logged statless time against South Alabama ... Made a tackle on special teams at Penn State ... Played again vs. Fresno State, at Hawai'i, at San José State and against Utah State, but did not record a stat ... Caught a 4-yard pass on 3rd and 4 early in the third quarter at Colorado State ... SDSU would eventually score a touchdown on the drive to take a 20-10 lead ... Did not record a stat in action against Wyoming ... Made a 2-yard grab at UNLV in a reserve role ... Had a 6-yard catch against Nevada ... Did not record a stat in playing time vs. Air Force in the MW Championship game and against Cincinnati in the Hawai'i Bowl.
- **2014 (Freshman):** Played in 12 of the team's 13 games, mostly on special teams, without recording a stat ... Did not play in the opener against Northern Arizona ... Made his collegiate debut at No. 21/23 North Carolina, but did not find the stat sheet ... Played again at Oregon

State, vs. UNLV, at Fresno State, at New Mexico, vs. Hawai'i, at Nevada, against Idaho, at Boise State, vs. Air Force, vs. San José State and in the Poinsettia Bowl vs. Navy, all without making the stat sheet.

- **2013 (Redshirt):** Was on the travel squad early in the 2013 season, but ended up utilizing his redshirt campaign.
- **High School:** Former quarterback who switched over to tight end late in his high school career ... Helped lead Clovis North High School to a CIF Central Section Division I championship and 12-2 record in 2012, recording 60 catches for 1,188 yards (19.8 avg.) and 10 touchdowns ... Was the tight end MVP at the 2012 Five-Star Showcase in Los Angeles ... A first-team all-league pick and first-team all-Valley selection as a senior ... A three-star recruit by *Rivals.com*, and a two-star recruit by both *Scout.com* and *247Sports.com* ... Among tight ends in the country, was ranked 83rd by Scout and 105th by 247Sports ... Was also a forward on the basketball team and a pitcher with the baseball squad ... Helped the basketball team to a section championship.
- **Personal:** David Edward Wells was born May 2, 1995, in Fresno, Calif. ... Son of Bryan and Shari Wells ... Also received offers from Fresno State, Iowa State and Nevada and had interest from Colorado State, Utah and Utah State ... Is working on a master's degree in homeland security.

Wells' Career Statistics

Receiving

Season	GP	GS	Rec.	Yds.	Avg.	Long	TD
2014	12	0	0	0	0.0	0	0
2015	14	0	4	22	5.5	10	0
2016	14	14	25	294	11.8	27	4
2017	7	6	7	92	13.1	28	2
Career	47	20	36	408	11.3	28	6

Career Highs: Receptions: 5 vs. San José State (10/21/16); Receiving Yards: 62 vs. San José State (10/21/16); Long Reception: 28 at Air Force (9/23/17); Receiving Touchdowns: 1, six times; Tackles: 1 at South Alabama (10/1/16), at Penn State (9/26/15).

2017 Highs: Receptions: 3 vs. No. 19/19 Stanford (9/16/17); Receiving Yards: 30 vs. No. 19/19 Stanford (9/16/17); Long Reception: 28 at Air Force (9/23/17); Receiving Touchdowns: 1 at Air Force (9/23/17), vs. No. 19/19 Stanford (9/16/17).

Wells' Career Game-by-Game

Receiving

Date	Opponent	GP	GS	No.	Yds.	Avg.	Lg.	TD	TD Lengths
A.30.14	Northern Arizona	--- Did Not Play ---							
S.6.14	at 21/23 No. Carolina	1	0	0	0	0.0	0	0	
S.20.14	at Oregon State	1	0	0	0	0.0	0	0	
S.27.14	UNLV*	1	0	0	0	0.0	0	0	
O.3.14	at Fresno State*	1	0	0	0	0.0	0	0	
O.10.14	at New Mexico*	1	0	0	0	0.0	0	0	
O.18.14	Hawai'i*	1	0	0	0	0.0	0	0	
N.1.14	at Nevada*	1	0	0	0	0.0	0	0	
N.8.14	Idaho	1	0	0	0	0.0	0	0	
N.15.14	at Boise State*	1	0	0	0	0.0	0	0	
N.21.14	Air Force*	1	0	0	0	0.0	0	0	
N.29.14	San José State*	1	0	0	0	0.0	0	0	
D.23.14	Navy#	1	0	0	0	0.0	0	0	
S.5.15	San Diego	1	0	1	10	10.0	10	0	
S.12.15	at California	1	0	0	0	0.0	0	0	
S.19.15	South Alabama	1	0	0	0	0.0	0	0	
S.26.15	at Penn State	1	0	0	0	0.0	0	0	
O.3.15	Fresno State*	1	0	0	0	0.0	0	0	
O.10.15	at Hawai'i*	1	0	0	0	0.0	0	0	
O.17.15	at San José State*	1	0	0	0	0.0	0	0	
O.23.15	Utah State*	1	0	0	0	0.0	0	0	
O.31.15	at Colorado State*	1	0	1	4	4.0	4	0	
N.14.15	Wyoming*	1	0	0	0	0.0	0	0	
N.21.15	at UNLV*	1	0	1	2	2.0	2	0	
N.28.15	Nevada*	1	0	1	6	6.0	6	0	
D.5.15	Air Force**	1	0	0	0	0.0	0	0	
D.24.15	vs. Cincinnati%	1	0	0	0	0.0	0	0	
S.3.16	New Hampshire	1	1	1	8	8.0	8	0	

S.10.16	California	1	1	1	6	6.0	6	0	
S.17.16	at Northern Illinois	1	1	1	11	11.0	11	0	
O.1.16	at South Alabama	1	1	2	21	10.5	13	0	
0.8.16	UNLV*	1	1	0	0	0.0	0	0	
0.14.16	at Fresno State*	1	1	3	30	10.0	14	0	
0.21.16	San José State	1	1	5	62	12.4	24	1	4
0.28.16	at Utah State*	1	1	1	-1	-1.0	-1	0	
N.5.16	Hawai'i*	1	1	1	13	13.0	13	1	13
N.12.16	at Nevada*	1	1	2	35	17.5	18	1	18
N.19.16	at Wyoming*	1	1	1	27	27.0	27	0	
N.26.16	Colorado State*	1	1	2	42	21.0	25	1	25
D.3.16	at Wyoming^	1	1	1	7	7.0	7	0	
D.17.16	vs. Houston^	1	1	4	33	8.3	11	0	
S.2.17	vs. UC Davis	--- Did Not Play - Injured ---							
S.9.17	at Arizona State	1	1	0	0	0.0	0	0	
S.16.17	No. 19/19 Stanford	1	1	3	30	10.0	14	1	8
S.23.17	at Air Force*	1	1	1	28	28.0	28	1	28
S.30.17	Northern Illinois	1	0	1	23	23.0	23	0	
0.7.17	at UNLV*	1	1	1	2	2.0	2	0	
0.14.17	Boise State*	1	1	1	9	9.0	9	0	
0.21.17	Fresno State*	1	1	0	0	0.0	0	0	

*Bold indicates season high. * - Mountain West game. # - 2014 San Diego County Credit Union Poinsettia Bowl (Qualcomm Stadium; San Diego, Calif.). ^ - 2015 Sports Authority Mountain West Championship (Qualcomm Stadium; San Diego, Calif.). % - 2015 Hawai'i Bowl (Aloha Stadium; Honolulu, Hawaii). @ - 2016 Mountain West Championship (War Memorial Stadium; Laramie, Wyo.). ^ - 2016 Las Vegas Bowl (Sam Boyd Stadium; Las Vegas, Nev.).*

#93 TIM WILSON JR.

Wide Receiver • RS-Freshman • 6-4 • 205 • Plano, Texas • Plano East HS

- **At San Diego State:** Tall, athletic receiver who can go up and get the ball ... Has great hands and continues to improve his route-running ... Is listed as the co-backup at the "X" receiver heading into the week.
- **2017 (Freshman):** Started one game and has played in seven ... Has five catches for 75 yards (15.0 avg.) with a long of 31 yards ... Started the opener against UC Davis, having never played a collegiate game ... Finished with a 15-yard catch ... Did not record a stat off the bench at Arizona State or vs. No. 19/19 Stanford ... Had a career-long 31-yard catch off the bench at Air Force ... Did not make a catch in time against Northern Illinois ... Did not travel to UNLV, nursing an injury ... Logged statless snaps against Boise State ... Had his best game of the season in late play against Fresno State, making a career-high three catches for 29 yards (9.7 avg.) with a long of 13 yards.
- **2016 (Redshirt):** Redshirted his first year at San Diego State.
- **High School:** Was a three-year letterwinner at Plano East High School in Plano, Texas ... Had 18 catches for 341 yards (18.9 avg.) and seven touchdowns in nine games played as a senior in 2015, according to MaxPreps ... Was an all-district first-team pick ... A three-star recruit by Scout and 247sports, and a two-star recruit by Rivals and ESPN ... Received a grade of 83 by 247sports and a grade of 69 by ESPN.
- **Personal:** Timothy Donnell Wilson, Jr., was born Aug. 4, 1998, in San Diego ... Son of Lori Edwards ... Picked the Aztecs over offers from Iowa, Liberty, Louisiana-Monroe and Stephen F. Austin ... Also received interest from Boise State, Kansas, UCF and Utah State ... Is majoring in construction engineering.

Wilson Jr.' Career Statistics

Season	GP	GS	Rec.	Yds.	Avg.	Long	TD
2017	7	1	5	75	15.0	31	0
Career	7	1	5	75	15.0	31	0

Career/2017 Highs: Receptions: 3 vs. Fresno State (10/21/17); Receiving Yards: 31 at Air Force (9/23/17); Long Reception: 31 at Air Force (9/23/17).

Wilson Jr.'s Career Game-by-Game

Date	Opponent	GP	GS	No.	Yds.	Avg.	Lg.	TD	TD Lengths
S.2.17	UC Davis	1	1	1	15	15.0	15	0	
S.9.17	at Arizona State	1	0	0	0	0.0	0	0	
S.16.17	No. 19/19 Stanford	1	0	0	0	0.0	0	0	

S.23.17	at Air Force*	1	0	1	31	31.0	31	0	
S.30.17	Northern Illinois	1	0	0	0	0.0	0	0	
0.7.17	at UNLV*	--- Did Not Play - Injured ---							
0.14.17	Boise State*	1	0	0	0	0.0	0	0	
0.21.17	Fresno State*	1	0	3	29	9.7	13	0	

*Bold indicates season high. * - Mountain West game.*

#27 KYREE WOODS

Cornerback • Sophomore • 6-0 • 185 • Mesa, Ariz. • Chandler HS

- **At San Diego State:** Athletic DB, who continues to learn and get better ... Was on the two-deep for the final five games last year at left cornerback as a true freshman ... Is slated to back up redshirt sophomore Ron Smith at left cornerback.
- **2017 (Sophomore):** Has played in seven games, making eight tackles (six solo) ... Saw time in a reserve role in the opener vs. UC Davis, making one solo stop ... Had a solo stop off the bench on special teams at Arizona State ... Logged special teams time vs. No. 19/19 Stanford and at Air Force, but did not find the stat sheet ... Did not play against Northern Illinois ... Had a career-high four tackles (two solo) in time late and on special teams at UNLV ... Did not record a stat against Boise State ... Made one solo tackle against Fresno State.
- **2016 (True Freshman):** Had one tackle in seven games, which went down as a 10-yard sack (and tackle for loss) ... Was not on the travel squad and did not play the first six games of the season ... Was on the travel roster for the first time of his career against San José State, but did not play ... Logged the first playing time of his career at Utah State without making the stat sheet ... Logged snaps late against Hawai'i, sacking UH quarterback Dru Brown for a 10-yard loss on 4th and 5, keeping SDSU's 55-0 shutout intact ... Also played the final five games of the season, including the MW Championship and the Las Vegas Bowl, without recording a stat.
- **High School:** A two-year letterwinner at Chandler High School in Mesa, Ariz., the same high school that former Aztec and 2014 all-MW punt returner Lloyd Mills attended ... Helped the Wolves go 24-4 (.857) over the past two years, including a 9-1 record in league play ... Chandler HS finished first in the state in 2014 and second in 2015 ... Recorded 130 tackles, four interceptions and nine pass deflections over his two seasons, including 85 stops, two interceptions, a touchdown and six pass deflections as a senior in 2015 ... Was an all-state, all-section and all-district selection ... A three-star recruit by 247sports and ESPN, and a two-star recruit by Rivals and Scout ... Received a grade of 81 by 247sports and a grade of 71 by ESPN ... Was picked as the 13th-best recruit in Arizona by ESPN and the 17th best by 247sports ... Also played basketball and competed in track and field at Chandler High School ... A member of the National Honor Society.
- **Personal:** Kyree Damon Woods was born Feb. 2, 1998, in Mesa, Ariz. ... Picked the Aztecs over other offers from Brown, Cornell, Nevada, New Mexico State, UNLV and Utah State ... Also received interest from Boise State, Boston College, California, Colorado, Northwestern, Oregon, Washington State and Wyoming ... Is majoring in business administration with an emphasis in marketing.

Woods' Career Statistics

Season	GP	GS	UA	A	TT	TFL	Sk	Int.	PBU	FF	FR
2016	7	0	1	0	1	1.0	1.0	0	0	0	0
2017	7	0	6	2	8	0.0	0.0	0	0	0	0
Career	14	0	7	2	9	1.0	1.0	0	0	0	0

Career Highs: Tackles: 4 at UNLV (10/7/17); Tackles For Loss: 1.0 vs. Hawai'i (11/5/16); Sacks: 1.0 vs. Hawai'i (11/5/16).

2017 Highs: Tackles: 4 at UNLV (10/7/17).

Woods' Career Game-by-Game

Date	Opponent	GP	GS	UA	A	TT	TFL	Sk.	Int.	PBU	FF	FR
S.3.16	New Hampshire	--- Did Not Play ---										
S.10.16	California	--- Did Not Play ---										
S.17.16	at Northern Illinois	--- Did Not Play ---										
0.1.16	at South Alabama	--- Did Not Play ---										
0.8.16	UNLV*	--- Did Not Play ---										
0.14.16	at Fresno State*	--- Did Not Play ---										
0.21.16	San José State*	--- Did Not Play ---										
0.28.16	at Utah State*	1	0	0	0	0	0.0	0.0	0	0	0	0
N.5.16	Hawai'i*	1	0	1	0	1	1.0	1.0	0	0	0	0

N.12.16	at Nevada*	1	0	0	0	0	0.0	0.0	0	0	0	0
N.19.16	at Wyoming*	1	0	0	0	0	0.0	0.0	0	0	0	0
N.26.16	Colorado State*	1	0	0	0	0	0.0	0.0	0	0	0	0
D.3.16	at Wyoming@	1	0	0	0	0	0.0	0.0	0	0	0	0
D.17.16	vs. Houston^	1	0	0	0	0	0.0	0.0	0	0	0	0
S.2.17	UC Davis	1	0	2	0	2	0.0	0.0	0	0	0	0
S.9.17	at Arizona State	1	0	1	0	1	0.0	0.0	0	0	0	0
S.16.17	No. 19/19 Stanford	1	0	0	0	0	0.0	0.0	0	0	0	0
S.23.17	at Air Force*	1	0	0	0	0	0.0	0.0	0	0	0	0
S.30.17	Northern Illinois	--- Did Not Play ---										
O.7.17	at UNLV*	1	0	2	2	4	0.0	0.0	0	0	0	0
O.14.17	Boise State*	1	0	0	0	0	0.0	0.0	0	0	0	0
O.21.17	Fresno State*	1	0	1	0	1	0.0	0.0	0	0	0	0

*Bold indicates season high. * - Mountain West game. @ - 2016 Mountain West Championship (War Memorial Stadium; Laramie, Wyo.). ^ - 2016 Las Vegas Bowl (Sam Boyd Stadium; Las Vegas, Nev.).*

SAN DIEGO STATE, 2017 STATISTICS

Overall: 6-2

MW: 2-2

Home: 3-2

Road: 3-0

Neutral: 0-0

2017 Schedule & Results

Date	Opponent	SDSU Rk.	Opp. Rk.	TV	Site	Time/Result	Attend.	Top SDSU Rusher	Top SDSU Passer	Top SDSU Receiver	Top SDSU Tackler
Sept. 2	UC Davis	rv/rv	--	n/a	San Diego	W, 38-17	46,132	Penny (21-197-2)	Chapman (16-21-1, 2, 220)	Warring (5-74-1)	6 tied at (4)
Sept. 9	at Arizona State	rv/rv	--	P12NW	Tempe	8 p.m. PT	54,336	Penny (18-216-1)	Chapman (9-18-0, 1, 73)	Penny (4-38-1)	Lomax (7)
Sept. 16	Stanford	rv/rv	19/19	CBSSN	San Diego	7:30 p.m. PT	43,040	Penny (32-175-1)	Chapman (21-29-0, 1, 187)	Holder (7-85-0)	Smith (7)
Sept. 23	at Air Force*	22/25	--	CBSSN	Colorado Springs	5 p.m. MT	27,575	Penny (20-128-3)	Chapman (10-16-0, 1, 180)	Penny (3-18-0)	Baldwin (13)
Sept. 30	Northern Illinois	19/21	--	CBSSN	San Diego	7:30 p.m. PT	35,717	Penny (25-107-0)	Chapman (10-19-0, 2, 136)	Warring (3-39-1)	Baldwin (11)
Oct. 7	at UNLV*	19/21	--	ESPN2	Las Vegas	7:45 p.m. PT	19,770	Penny (27-170-2)	Chapman (14-24-0, 0, 172)	Holder (9-144-0)	Lakalaka (6)
Oct. 14	Boise State*	19/18	--	CBSSN	San Diego	7:30 p.m. PT	49,053	Penny (21-53-1)	Chapman (12-27-0, 1, 240)	Holder (3-47-0)	Lomax (10)
Oct. 21	Fresno State*	rv/rv	--	CBSSN	San Diego	7:30 p.m. PT	43,243	Penny (15-69-0)	Chapman (10-20-0, 0, 77)	Holder (4-35-0)	Lakalaka (10)
Oct. 28	at Hawai'i*	rv/--	--	ESPN2	Honolulu	5:15 p.m. HT					
Nov. 4	at San José State*			ESPN2	San Jose		TBA				
Nov. 18	Nevada*			CBSSN	San Diego	7:30 p.m. PT					
Nov. 24	New Mexico*			CBSSN	San Diego	12:30 p.m. PT					

Rankings listed (AP/USA Today). * - Mountain West Game.

TEAM STATISTICS	SDSU	OPP				
SCORING	208	174				
Points Per Game	26.0	21.8				
Points Off Turnovers	34	7				
FIRST DOWNS	148	119				
Rushing	73	59				
Passing	60	51				
Penalty	15	9				
RUSHING YARDAGE	1,585	1,141				
Yards gained rushing	1,834	1,357				
Yards lost rushing	249	216				
Rushing Attempts	345	288				
Average Per Rush	4.6	4.0				
Average Per Game	198.1	142.6				
TDs Rushing	14	11				
PASSING YARDAGE	1,315	1,409				
Comp-Att-Int	104-180-1	110-189-8				
Average Per Pass	7.3	7.5				
Average Per Catch	12.6	12.8				
Average Per Game	164.4	176.1				
TDs Passing	8	9				
TOTAL OFFENSE	2,900	2,550				
Total Plays	525	477				
Average Per Play	5.5	5.3				
Average Per Game	362.5	318.8				
KICK RETURNS: #-Yards	19-417	23-499				
PUNT RETURNS: #-Yards	16-151	15-165				
INT RETURNS: #-Yards	8-154	1-25				
KICK RETURN AVERAGE	21.9	21.7				
PUNT RETURN AVERAGE	9.4	11.0				
INT RETURN AVERAGE	19.2	25.0				
FUMBLES-LOST	7-5	11-4				
PENALTIES-Yards	51-451	40-367				
Average Per Game	56.4	45.9				
PUNTS-Yards	44-1666	47-1917				
Average Per Punt	37.9	40.8				
Net punt average	32.8	36.3				
KICKOFFS-Yards	44-2,790	37-2,143				
Average Per Kick	63.4	57.9				
Net kick average	40.1	36.5				
TIME OF POSSESSION/Game	32:50	27:10				
3RD-DOWN Conversions	44/113	40/104				
3rd-Down Pct	39%	38%				
4TH-DOWN Conversions	3/8	0/7				
4th-Down Pct	38%	0%				
SACKS BY-Yards	17-122	25-146				
MISC YARDS	0	0				
TOUCHDOWNS SCORED	25	22				
FIELD GOALS-ATTEMPTS	11-13	7-7				
ON-SIDE KICKS	0-0	0-0				
RED-ZONE SCORES	(22-26) 85%	(17-21) 81%				
RED-ZONE TOUCHDOWNS	(14-26) 54%	(12-21) 57%				
PAT-ATTEMPTS	(25-25) 100%	(19-19) 100%				
ATTENDANCE	217,185	101,681				
Games/Avg Per Game	5/43,437	3/33,894				
Neutral Site Games		0/0				
SCORE BY QUARTER	1st	2nd	3rd	4th	OT	Total
San Diego State	34	81	45	48	-	208
Opponents	54	41	27	52	-	174

RUSHING

Player	G	Att.	Gain	Loss	Net	Avg.	TD	Long	YPG	100+	Hi Gm
PENNY, Rashaad	8	179	1155	40	1115	6.2	10	95	139.4	6	216
WASHINGTON, Juwan	8	76	421	21	400	5.3	2	45	50.0	0	95
AGNEW, Ryan	3	5	42	5	37	7.4	0	24	12.3	0	39
JASMIN, Chase	8	10	32	2	30	3.0	1	8	3.8	0	29
WOOLSEY, Chad	8	3	20	0	20	6.7	0	12	2.5	0	20
WORMHOUDT, Tyler	2	6	15	4	11	1.8	0	5	5.5	0	11
HOLDER, Mikah	8	1	6	0	6	6.0	0	6	0.8	0	6
TREVILLION, Fred	8	1	0	3	-3	-3.0	0	0	-0.4	0	0
TEAM	5	8	0	11	-11	-1.4	0	0	-2.2	0	0
CHAPMAN, Christian	8	56	143	163	-20	-0.4	1	17	-2.5	0	26
SDSU TOTALS	8	345	1,834	249	1,585	4.6	14	95	198.1	6	216
OPPONENTS	8	288	1357	216	1141	4.0	11	53	142.6	4	184

PASSING

Player	G	Effic.	Cmp.	Att.	Int.	Pct.	Yds.	TD	Long	YPG
CHAPMAN, Christian	8	135.46	102	173	1	59.0	1,285	8	89	160.6
AGNEW, Ryan	3	90.40	2	5	0	40.0	30	0	17	10.0
TEAM	5	0.00	0	2	0	0.0	0	0	0	0.0
SDSU TOTALS	8	132.70	104	180	1	57.8	1,315	8	89	164.4
OPPONENTS	8	128.07	110	189	8	58.2	1,409	9	81	176.1

RECEIVING

Player	G	No.	Yds.	Avg.	TD	Long	YPG	100+	Hi Re.	Hi Yd.
HOLDER, Mikah	8	29	383	13.2	0	26	47.9	1	9	144
PENNY, Rashaad	8	17	136	8.0	2	33	17.0	0	5	38
WARRING, Kahale	8	13	185	14.2	2	42	23.1	0	5	74
BAWDEN, Nick	7	10	53	5.3	0	12	7.6	0	2	13
TRUXTON, Quest	8	8	86	10.8	0	16	10.8	0	2	28
WELLS, David	7	7	92	13.1	2	28	13.1	0	3	30
TREVILLION, Fred	8	5	173	34.6	1	89	21.6	1	2	128
WILSON, Tim	7	5	75	15.0	0	31	10.7	0	1	31
HOUSTON, Parker	8	3	41	13.7	0	23	5.1	0	1	23
WASHINGTON, Juwan	8	3	39	13.0	0	19	4.9	0	2	20
RICHARDSON, Darryl	7	1	21	21.0	1	21	3.0	0	1	21
MACKLIN, Isiah	8	1	17	17.0	0	17	2.1	0	1	17
ANDREWS, Collin	7	1	11	11.0	0	11	1.6	0	1	11
COLLINS, Chaz	2	1	3	3.0	0	3	1.5	0	1	3
SDSU TOTALS	8	104	1,315	12.6	8	89	164.4	2	9	144
OPPONENTS	8	110	1,409	12.8	9	81	176.1	4	12	181

TOTAL OFFENSE

Player	G	Plays	Rush	Pass	Total	YPG
CHAPMAN, Christian	8	229	-20	1,285	1,265	158.1
PENNY, Rashaad	8	179	1,115	0	1,115	139.4
WASHINGTON, Juwan	8	76	400	0	400	50.0
AGNEW, Ryan	3	10	37	30	67	22.3
JASMIN, Chase	8	10	30	0	30	3.8
WOOLSEY, Chad	8	3	20	0	20	2.5
WORMHOUDT, Tyler	2	6	11	0	11	5.5
HOLDER, Mikah	8	1	6	0	6	0.8
TREVILLION, Fred	8	1	-3	0	-3	-0.4
TEAM	5	10	-11	0	-11	-2.2
SDSU TOTALS	8	525	1,585	1,315	2,900	362.5
OPPONENTS	8	477	1,141	1,409	2,550	318.8

SAN DIEGO STATE, 2017 STATISTICS, cont.

PUNT RETURNS					
Player	No.	Yards	Avg.	TD	Long
TRUXTON, Quest	16	151	9.4	0	37
SDSU TOTALS	16	151	9.4	0	37
OPPONENTS	15	165	11.0	1	53

KICKOFF RETURNS					
Player	No.	Yards	Avg.	TD	Long
PENNY, Rashaad	11	279	25.4	1	99
WASHINGTON, Juwan	6	124	20.7	1	96
KELLY, Kameron	1	14	14.0	0	14
HOUSTON, Parker	1	0	0.0	0	0
SDSU TOTALS	19	417	21.9	2	99
OPPONENTS	23	499	21.7	0	43

INTERCEPTION RETURNS					
Player	No.	Yards	Avg.	TD	Long
THOMPSON, Tariq	3	83	27.7	1	83
KELLY, Kameron	2	44	22.0	0	44
SMITH, Ron	2	27	13.5	0	22
LOMAX, Trey	1	0	0.0	0	0
SDSU TOTALS	8	154	19.2	1	83
OPPONENTS	1	25	25.0	0	28

FUMBLE RETURNS					
Player	No.	Yards	Avg.	TD	Long
SDSU TOTALS	0	0	0.0	0	0
OPPONENTS	3	57	19.0	1	34

PUNTING (NET)										
Player	No.	Yds.	Avg.	Lg.	TB	120	50+	Blk.	Yds.	Avg.
HEICKLEN, Brandon	43	1,666	38.7	51	3	11	2	1	1,441	33.5
TEAM	1	0	0.0	0	0	0	0	0	0	0.0
SDSU TOTALS	44	1,666	37.9	51	3	11	2	1	1,441	32.8
OPPONENTS	47	1,917	40.8	59	3	14	10	0	1,706	36.3

FIELD GOALS										
Player	FGM-A	Pct.	1-19	20-29	30-39	40-49	50+	Lg.	Yds.	Avg.
BARON, John	11-13	.846	0-0	4-4	6-7	1-1	0-1	43		
UCD: 39g; ASU: 29g, 27g, 32g; STAN: 43g, 36g, 50sh; AFA: 39wl; NIU: 38g, 21g; UNLV: 27g, 33g; BSU: none; FS: 37g.										
SDSU TOTALS	11-13	.846	0-0	4-4	6-7	1-1	0-1	43		
OPPONENTS	7-7	100.0	1-1	2-2	2-2	2-2	0-0	45		

KICKOFFS (NET)										
Player	No.	Yds.	Avg.	TB	OB	Ret.	Yds.	Avg.	Yds.	Avg.
BARON, John	44	2,790	63.4	21	0	499	1,766	40.1		
SDSU TOTALS	44	2,790	63.4	21	0	499	1,766	40.1		
OPPONENTS	37	2,143	57.9	15	2	417	1,351	36.5		

SCORING

Player	TD	FGs	Kick	Rush	PATs			Safety	Points
					Rcv.	Pass	DXP		
PENNY, Rashaad	13	0-0	0-0	0-0	0	0-0	0	0	78
BARON, John	0	11-13	25-25	0-0	0	0-0	0	0	58
WASHINGTON, Juwan	3	0-0	0-0	0-0	0	0-0	0	0	18
WELLS, David	2	0-0	0-0	0-0	0	0-0	0	0	12
WARRING, Kahale	2	0-0	0-0	0-0	0	0-0	0	0	12
RICHARDSON, Darryl	1	0-0	0-0	0-0	0	0-0	0	0	6
JASMIN, Chase	1	0-0	0-0	0-0	0	0-0	0	0	6
CHAPMAN, Christian	1	0-0	0-0	0-0	0	0-0	0	0	6
TREVILLION, Fred	1	0-0	0-0	0-0	0	0-0	0	0	6
THOMPSON, Tariq	1	0-0	0-0	0-0	0	0-0	0	0	6
SDSU TOTALS	25	11-13	25-25	0-0	0	0-0	0	0	208
OPPONENTS	22	7-7	19-19	0-0	1	1-3	0	0	174

ALL-PURPOSE YARDAGE

Player	G	Rush	Rec.	PR	KOR	IR	Total	YPG
PENNY, Rashaad	8	1,115	136	0	279	0	1,530	191.2
WASHINGTON, Juwan	8	400	39	0	124	0	563	70.4
HOLDER, Mikah	8	6	383	0	0	0	389	48.6
TRUXTON, Quest	8	0	86	151	0	0	237	29.6
WARRING, Kahale	8	0	185	0	0	0	185	23.1
TREVILLION, Fred	8	-3	173	0	0	0	170	21.2
WELLS, David	7	0	92	0	0	0	92	13.1
THOMPSON, Tariq	8	0	0	0	0	83	83	10.4
WILSON, Tim	7	0	75	0	0	0	75	10.7
KELLY, Kameron	8	0	0	0	14	44	58	7.2
BAWDEN, Nick	7	0	53	0	0	0	53	7.6
HOUSTON, Parker	8	0	41	0	0	0	41	5.1
AGNEW, Ryan	3	37	0	0	0	0	37	12.3
JASMIN, Chase	8	30	0	0	0	0	30	3.8
SMITH, Ron	8	0	0	0	0	27	27	3.4
RICHARDSON, Darryl	7	0	21	0	0	0	21	3.0
WOOLSEY, Chad	8	20	0	0	0	0	20	2.5
MACKLIN, Isiah	8	0	17	0	0	0	17	2.1
WORMHOUDT, Tyler	2	11	0	0	0	0	11	5.5
ANDREWS, Collin	7	0	11	0	0	0	11	1.6
COLLINS, Chaz	2	0	3	0	0	0	3	1.5
TEAM	5	-11	0	0	0	0	-11	-2.2
CHAPMAN, Christian	8	-20	0	0	0	0	-20	-2.5
SDSU TOTALS	8	1,585	1,315	151	417	154	3,622	452.8
OPPONENTS	8	1,141	1,409	165	499	25	3,239	404.9

HEICKLEN PUNT-BY-PUNT ON PAGE 77 -->

SAN DIEGO STATE, 2017 STATISTICS, cont.

DEFENSIVE

Player	GP	Tackles			TFL/Yds.	Sacks	Pass Def.		QBH	Fumbles		Blk	
		Solo	Ast.	Total		No.-Yards	Int.-Yds	BrUp		Rcv.-Yds	FF	Kick	Saf.
BALDWIN, Parker	8	25	26	51	.	.	.	1
LAKALAKA, Ronley	8	27	24	51	3.5-21	2.0-18	.	.	3
LOMAX, Trey	8	32	17	49	2.0-4	.	1-0	1
KELLY, Kameron	8	36	6	42	4.0-22	2.0-17	2-44	3	.	.	1	.	.
SMITH, Ron	8	28	8	36	2.0-5	.	2-27	9
THOMPSON, Tariq	8	24	8	32	2.0-26	.	3-83	1	2	1-0	1	.	.
PHILLIPS, Sergio	8	14	16	30	1.0-2	.	.	.	3
HALL, Noble	8	16	12	28	6.5-35	2.5-21	.	.	3	.	2	.	.
CASSIDY, Troy	8	11	10	21	1.5-5	0.5-3	.	1	1
DUNN, Ryan	8	10	9	19	.	.	.	1	2
CHEATUM, Myles	8	11	5	16	3.0-12	2.0-9	.	.	4	.	1	.	.
HENDERSON, Jay	8	10	5	15	6.5-38	4.0-29	.	1	3
ONYEKWU, Chibu	8	6	4	10	2.5-15	2.5-15	.	.	1
MOORE, Damon	8	3	5	8	1-0	.	.	.
WOODS, Kyree	7	6	2	8
ALEKI, Andrew	7	5	3	8	1	1-0	.	.	.
LUKE, Anthony	8	3	3	6	1.5-11	0.5-3
JOHNSON, Dwayne	7	4	2	6	1.0-7
CLAY, Jeff	8	4	2	6
CABRERA, Israel	8	2	3	5
TURNER, Dakota	4	2	2	4	1.0-7	1.0-7
BINKLEY, Garrett	1	3	1	4	0.5-0
STRICKLIN, Will	8	2	1	3
TEZINO, Kyahva	6	2	1	3
JASMIN, Chase	8	1	2	3
HAWKINS, Tayler	5	2	1	3
RICKS, Randy	3	2	1	3	1.5-3
MORRIS, Tyler	8	2	.	2
WOOLSEY, Chad	8	.	2	2
HALL, Darren	2	2	.	2
WARRING, Kahale	8	2	.	2
THOMPSON, Trenton	3	1	.	1
BAWDEN, Nick	7	1	.	1
CHANEY, Jerry	4	.	1	1
BARON, John	8	1	.	1
MACKLIN, Isiah	8	1-0	.	.	.
SDSU TOTALS	8	300	182	482	40-213	17-122	8-154	18	23	4-0	5	.	.
OPPONENTS	8	342	184	526	58-217	25-146	1-25	21	26	5-57	4	1	.

GAME SUMMARIES

Game	Score	Score By Quarters					First Downs				Rushing				Passing				Total Off.		Return Yards	Punting No-Avg	Fumbles No-Lost	Pen. No-Yds	Third Downs	Avg. F. Pos	ToP
		1	2	3	4	OT	Tot	Ru	Pa	Pn	Att	Yards	TD	C-A-1	Yards	TD	Att	Yards									
UC Davis	17	3	0	0	14	-	16	4	10	2	27	57	0	19-24-2	258	2	51	315	107	5-42.0	2-1	9-79	4-11	CD25	20:54		
at SDSU	38	10	14	14	0	-	27	15	9	3	52	276	3	17-23-1	237	2	75	513	46	3-37.0	1-1	10-87	8-12	SD30	39:06		
at Arizona State	20	7	7	0	6	-	15	3	10	2	31	44	1	20-33-0	298	2	64	342	26	5-36.0	3-1	5-50	7-15	AS25	28:17		
SDSU	30	7	13	7	3	-	14	10	3	1	43	279	1	9-18-0	73	1	61	352	131	4-38.2	0-0	12-95	7-15	SD43	31:43		
19/19 Stanford	17	0	7	3	7	-	10	6	3	1	22	174	2	10-21-2	80	0	43	254	89	6-38.7	1-1	4-20	3-11	ST29	18:46		
at SDSU	20	0	10	3	7	-	21	9	11	1	49	166	1	21-29-0	187	1	78	353	24	5-38.4	0-0	7-60	7-17	SD32	41:14		
at Air Force	24	6	3	0	15	-	14	13	1	0	60	220	3	2-6-1	33	0	66	253	85	6-47.8	4-0	5-52	6-15	AF33	31:59		
SDSU	28	0	7	7	14	-	19	7	8	4	41	187	3	10-16-0	180	1	57	367	8	6-32.2	1-1	0-0	3-11	SD27	28:01		
Northern Illinois	28	14	0	14	0	-	22	9	10	3	45	155	1	23-38-3	262	3	83	417	115	8-36.4	1-1	4-42	7-16	NI31	34:27		
at SDSU	34	14	17	0	3	-	10	3	6	1	36	127	0	10-20-0	136	2	56	263	312	10-39.9	0-0	10-126	1-14	SD35	25:33		
at UNLV	10	3	7	0	0	-	12	5	7	0	31	106	0	12-28-0	177	1	59	283	102	7-42.4	0-0	5-49	4-14	LV20	25:44		
SDSU	41	3	17	7	14	-	27	15	10	2	46	302	5	14-24-0	172	0	70	474	52	3-38.3	1-1	4-19	7-12	SD39	34:16		
Boise State	31	14	7	0	10	-	15	10	4	1	34	186	1	14-23-0	125	1	57	311	185	6-40.3	0-0	3-35	6-13	BS32	28:41		
at SDSU	14	0	0	7	7	-	16	6	8	2	39	83	1	12-27-0	240	1	66	323	55	7-35.4	1-1	3-24	5-16	SD20	31:19		
Fresno State	27	7	10	10	0	-	15	9	6	0	38	199	3	10-16-0	176	0	54	375	14	4-44.5	0-0	5-40	3-9	FS28	28:36		
at SDSU	3	0	3	0	0	-	14	8	5	1	39	165	0	11-23-0	90	0	62	255	94	6-42.5	2-1	5-40	6-16	SD25	31:24		

at Hawai'i

SDSU

at San José State

SDSU

Nevada

at SDSU

New Mexico

at SDSU

RED ZONE STATISTICS

San Diego State Inside Opponent Red-Zone

Date	Opponent	Score	Times		Total Pts	Rush			Pass TDs	FGs Made	Failed to score inside RZ				
			In RZ	Scored		TDs	TDs	TDs			FGA	Down	Int	Fumb	Half
Sep 02, 2017	UC DAVIS	W 38-17	3	3	21	3	2	1	0	0	0	0	0	0	0
Sep 09, 2017	at Arizona State	W 30-20	4	4	16	1	0	1	3	0	0	0	0	0	0
Sep 16, 2017	STANFORD	W 20-17	3	3	17	2	1	1	1	0	0	0	0	0	0
Sep 23, 2017	at Air Force	W 28-24	4	2	14	2	2	0	0	1	0	0	1	0	0
Sep 30, 2017	NORTHERN ILLINOIS	W 34-28	2	2	10	1	0	1	1	0	0	0	0	0	0
Oct 07, 2017	at UNLV	W 41-10	7	6	34	4	4	0	2	0	0	0	1	0	0
Oct 14, 2017	BOISE STATE	L 14-31	1	1	7	1	1	0	0	0	0	0	0	0	0
Oct 21, 2017	FRESNO STATE	L 3-27	2	1	3	0	0	0	1	0	0	0	1	0	0
Totals			26	22	122	14	10	4	8	1	0	0	3	0	0
22 of 26 (84.6%)															

Opponents Inside San Diego State Red-Zone

Date	Opponent	Score	Times		Total Pts	Rush			Pass TDs	FGs Made	Failed to score inside RZ				
			In RZ	Scored		TDs	TDs	TDs			FGA	Down	Int	Fumb	Half
Sep 02, 2017	UC DAVIS	W 38-17	3	2	10	1	0	1	1	0	1	0	0	0	0
Sep 09, 2017	at Arizona State	W 30-20	2	2	14	2	1	1	0	0	0	0	0	0	0
Sep 16, 2017	STANFORD	W 20-17	1	1	3	0	0	0	1	0	0	0	0	0	0
Sep 23, 2017	at Air Force	W 28-24	2	2	15	2	2	0	0	0	0	0	0	0	0
Sep 30, 2017	NORTHERN ILLINOIS	W 34-28	4	2	14	2	1	1	0	0	0	2	0	0	0
Oct 07, 2017	at UNLV	W 41-10	3	2	10	1	0	1	1	0	1	0	0	0	0
Oct 14, 2017	BOISE STATE	L 14-31	3	3	17	2	1	1	1	0	0	0	0	0	0
Oct 21, 2017	FRESNO STATE	L 3-27	3	3	17	2	2	0	1	0	0	0	0	0	0
Totals			21	17	100	12	7	5	5	0	2	2	0	0	0
17 of 21 (81.0%)															

HEICKLEN PUNT-BY-PUNT

Opponent	From	To	Yds	Return	Net	FP
UC Davis	SD 45	Opp 17	38	fair catch	38	Opp 17*
	Opp 41	Opp 5	36	fair catch	36	Opp 5**
	SD 13	SD 50	37	0 yards	37	SD 50
at Arizona State	SD 31	Opp 35	34	3 yards	31	Opp 38
	SD 42	Opp 15	43	fair catch	43	Opp 15*
	Opp 45	Opp 6	39	out-of-bounds	39	Opp 6**
	SD 20	Opp 43	37	downed	37	Opp 43
19/19 Stanford	SD 23	Opp 34	43	out-of-bounds	43	Opp 34
	Opp 39	Opp 20	19	out-of-bounds	19	Opp 20
	SD 41	Opp 25	34	3 yards	31	Opp 28
	SD 32	Opp 19	49	4 yards	45	Opp 23
	SD 46	Opp 7	47	18 yards	29	Opp 25
at Air Force	SD 29	Opp 27	44	2 yards	42	Opp 29
	SD 28	Opp 21	51	downed	51	Opp 21
	Opp 38	Opp 0	38	touchback	18	Opp 20
	SD 18	SD 35	17	out-of-bounds	17	SD 35
Northern Illinois	SD 11	Opp 46	43	3 yards	40	Opp 49
	SD 31	Opp 37	32	fair catch	32	Opp 37
	SD 11	Opp 47	42	fair catch	42	Opp 47
	SD 48	Opp 9	43	fair catch	43	Opp 9**
	Opp 47	Opp 14	33	fair catch	33	Opp 14*
	SD 13	Opp 46	41	13 yards	28	SD 41
	SD 21	Opp 40	39	fair catch	39	Opp 40
	SD 29	Opp 22	49	7 yards	42	Opp 29
	SD 14	Opp 44	42	12 yards	30	SD 44
	SD 13	SD 45	32	fair catch	32	SD 45
SD 39	Opp 15	46	fair catch	46	Opp 15*	
at UNLV	Opp 38	Opp 0	38	touchback	18	Opp 20
	SD 35	Opp 24	41	-2 yards	43	Opp 22
	Opp 36	Opp 0	36	touchback	16	Opp 20

Boise State	SD 30	Opp 28	42	downed	42	Opp 28
	SD 30	Opp 36	34	4 yards	30	Opp 40
	SD 13	Opp 47	40	53 yards	-13	SD 0
	SD 20	Opp 44	36	downed	36	Opp 44
	Opp 36	Opp 8	28	fair catch	28	Opp 23^
Fresno State	SD 37	Opp 25	38	fair catch	38	Opp 25
	Opp 37	Opp 7	30	out-of-bounds	30	Opp 7**
	SD 25	Opp 25	50	14 yards	36	Opp 39
	SD 20	Opp 37	43	fair catch	43	Opp 37
	SD 22	Opp 30	48	fair catch	48	Opp 30
	Opp 42	Opp 11	31	fair catch	31	Opp 11*
	SD 14	Opp 49	37	fair catch	37	Opp 49
	SD 45	Opp 9	46	out-of-bounds	47	Opp 9**

* - indicates possession started inside opponent 20; ** - indicates possession started inside opponent 10; ^ - indicates there was a penalty on the play, resulting in a new spot; N/A - indicates the punt returner fumbled and lost possession

2017 SAN DIEGO STATE GAME-BY-GAME

TEAM STATISTICS

Date	Opponent	Rushing				Receiving				Passing				Kick Returns				Punt Returns				tot off		
		no.	yds	td	lg	no.	yds	td	lg	cmp	att	int	yds	td	lg	no.	yds	td	lg	no.	yds		td	lg
Sep 02	UC DAVIS	52	276	3	61	17	237	2	36	17	23	1	237	2	36	2	32	0	18	2	9	0	7	513
Sep 09	at Arizona State	43	279	1	95	9	73	1	33	9	18	0	73	1	33	1	99	1	99	2	32	0	27	352
Sep 16	STANFORD	49	166	1	36	21	187	1	22	21	29	0	187	1	22	0	0	0	0	1	2	0	2	353
Sep 23	at Air Force	41	187	3	53	10	180	1	42	10	16	0	180	1	42	1	0	0	0	2	8	0	6	367
Sep 30	NORTHERN ILLINOIS	36	127	0	25	10	136	2	33	10	20	0	136	2	33	4	182	1	96	1	3	0	3	263
Oct 07	at UNLV	46	302	5	36	14	172	0	26	14	24	0	172	0	26	3	-2	0	2	5	54	0	30	474
Oct 14	BOISE STATE	39	83	1	21	12	240	1	89	12	27	0	240	1	89	3	49	0	17	2	6	0	5	323
Oct 21	FRESNO STATE	39	165	0	45	11	90	0	13	11	23	0	90	0	13	5	57	0	20	1	37	0	37	255
San Diego State		345	1585	14	95	104	1315	8	89	104	180	1	1315	8	89	19	417	2	99	16	151	0	37	2900
		288	1141	11	53	110	1409	9	81	110	189	8	1409	9	81	23	499	0	43	15	165	1	53	2550

Games: 8 • Avg/rush: 4.6 • Avg/catch: 12.6 • Pass effic: 132.70 • KR avg: 21.9 • PR avg: 9.4 • All purpose avg/game: 452.8 • Total offense avg/gm: 362.5

Date	Opponent	Tackles				Sacks no-yds	Fumble		Pass Defense			blkd kick	PAT Attempts			off		
		ua	a	total	tfl-yds		ff	fr-yds	int-yds	qbh	brup		kick	rush	rcv	saf	t/o	pts
Sep 02	UC DAVIS	40	12	52	8.0-28	1.0-5	1	1-0	2-5	2	1	0	5-5	0	0	0	10	38
Sep 09	at Arizona State	44	8	52	9.0-49	5.0-35	3	1-0	0-0	3	4	0	3-3	0	0	0	3	30
Sep 16	STANFORD	26	16	42	4.0-31	4.0-31	1	1-0	2-22	2	3	0	2-2	0	0	0	7	20
Sep 23	at Air Force	38	44	82	5.0-41	0.0-0	0	0-0	1-0	3	0	0	4-4	0	0	0	0	28
Sep 30	NORTHERN ILLINOIS	48	38	86	6.0-35	4.0-30	0	1-0	3-127	2	2	0	4-4	0	0	0	14	34
Oct 07	at UNLV	29	30	59	6.0-25	3.0-21	0	0-0	0-0	4	5	0	5-5	0	0	0	0	41
Oct 14	BOISE STATE	40	18	58	2.0-4	0.0-0	0	0-0	0-0	3	2	0	2-2	0	0	0	0	14
Oct 21	FRESNO STATE	35	16	51	0.0-0	0.0-0	0	0-0	0-0	4	1	0	0-0	0	0	0	0	3
San Diego State		300	182	482	40.0-213	17.0-122	5	4-0	8-154	23	18	0	25-25	0	0	0	34	208
		342	184	526	58.0-217	25.0-146	4	5-57	1-25	26	21	1	19-19	0	1	0	7	174

Date	Opponent	Punting										Field Goals			Kickoffs				
		no.	yds	avg	long	blkd	tb	fc	50+	i20	md-att	long	blkd	no.	yds	avg	tb	ob	
Sep 02	UC DAVIS	3	111	37.0	38	0	0	2	0	2	1-1	39	0	7	445	63.6	3	0	
Sep 09	at Arizona State	4	153	38.2	43	0	0	1	0	2	3-3	32	0	7	455	65.0	6	0	
Sep 16	STANFORD	5	192	38.4	49	0	0	0	0	0	2-3	43	0	5	323	64.6	3	0	
Sep 23	at Air Force	6	193	32.2	51	1	1	0	1	0	0-1	0	0	5	308	61.6	2	0	
Sep 30	NORTHERN ILLINOIS	10	399	39.9	49	0	0	7	0	3	2-2	38	0	7	419	59.9	2	0	
Oct 07	at UNLV	3	115	38.3	41	0	2	0	0	0	2-2	33	0	8	517	64.6	3	0	
Oct 14	BOISE STATE	7	248	35.4	42	0	0	2	0	2	0-0	0	0	3	193	64.3	0	0	
Oct 21	FRESNO STATE	6	255	42.5	50	0	0	4	1	2	1-1	37	0	2	130	65.0	2	0	
San Diego State		44	1666	37.9	51	1	3	16	2	11	11-13	43	0	44	2790	63.4	21	0	
		47	1917	40.8	59	0	3	7	10	14	7-7	45	0	37	2143	57.9	15	2	

2017 OPPONENT GAME-BY-GAME

OPPONENT STATISTICS

Date	Opponent	Rushing				Receiving				Passing				Kick Returns				Punt Returns				tot off
		no.	yds	td	lg	no.	yds	td	lg	cmp-att-int	yds	td	lg	no.	yds	td	lg	no.	yds	td	lg	
Sep 02	UC DAVIS	27	57	0	16	19	258	2	41	19-24-2	258	2	41	4	82	0	30	1	0	0	0	315
Sep 09	at Arizona State	31	44	1	9	20	298	2	53	20-33-0	298	2	53	1	23	0	23	1	3	0	3	342
Sep 16	STANFORD	22	174	2	53	10	80	0	17	10-21-2	80	0	17	2	64	0	37	3	25	0	18	254
Sep 23	at Air Force	60	220	3	29	2	33	0	31	2-6-1	33	0	31	3	49	0	18	3	36	0	14	253
Sep 30	NORTHERN ILLINOIS	45	155	1	22	23	262	3	81	23-38-3	262	3	81	5	83	0	23	3	32	0	13	417
Oct 07	at UNLV	31	106	0	45	12	177	1	54	12-28-0	177	1	54	5	104	0	25	1	-2	0	0	283
Oct 14	BOISE STATE	34	186	1	31	14	125	1	41	14-23-0	125	1	41	3	94	0	43	2	57	1	53	311
Oct 21	FRESNO STATE	38	199	3	26	10	176	0	48	10-16-0	176	0	48	0	0	0	0	1	14	0	14	375
Opponents		288	1141	11	53	110	1409	9	81	110-189-8	1409	9	81	23	499	0	43	15	165	1	53	2550
		345	1585	14	95	104	1315	8	89	104-180-1	1315	8	89	19	417	2	99	16	151	0	37	2900

Games: 8 • Avg/rush: 4.0 • Avg/catch: 12.8 • Pass effic: 128.07 • KR avg: 21.7 • PR avg: 11.0 • All purpose avg/game: 404.9 • Total offense avg/gm: 318.8

Date	Opponent	Tackles				Sacks	Fumble		Pass Defense			blkd kick	PAT Attempts			off				
		ua	a	total	tfl-yds		no-yds	ff	fr-yds	int-yds	qbh		brup	kick	rush	rcv	saf	t/o	pts	
Sep 02	UC DAVIS	53	24	77	4.0-13	2.0-8	0	1-17	1-25	2	0	0	2-2	0	0	0	0	0	0	17
Sep 09	at Arizona State	40	20	60	10.0-34	4.0-21	0	0-5	0-0	1	3	0	2-2	0	0	0	0	0	0	20
Sep 16	STANFORD	48	36	84	8.0-48	6.0-43	1	0-0	0-0	3	2	0	2-2	0	0	0	0	0	0	17
Sep 23	at Air Force	29	30	59	3.0-14	1.0-10	1	1-0	0-0	1	4	1	1-1	0	1	0	0	0	0	24
Sep 30	NORTHERN ILLINOIS	37	16	53	8.0-19	1.0-6	0	0-0	0-0	4	3	0	4-4	0	0	0	0	0	0	28
Oct 07	at UNLV	43	32	75	4.0-11	1.0-5	0	1-0	0-0	4	1	0	1-1	0	0	0	0	0	0	10
Oct 14	BOISE STATE	46	12	58	12.0-36	5.0-23	1	1-34	0-0	8	4	0	4-4	0	0	0	0	7	31	
Oct 21	FRESNO STATE	46	14	60	9.0-42	5.0-30	1	1-1	0-0	3	4	0	3-3	0	0	0	0	0	0	27
Opponents		342	184	526	58.0-217	25.0-146	4	5-57	1-25	26	21	1	19-19	0	1	0	7	174		
		300	182	482	40.0-213	17.0-122	5	4-0	8-154	23	18	0	25-25	0	0	0	34	208		

Date	Opponent	Punting										Field Goals			Kickoffs				
		no.	yds	avg	long	blkd	tb	fc	50+	i20	md-att	long	blkd	no.	yds	avg	tb	ob	
Sep 02	UC DAVIS	5	210	42.0	57	0	0	0	1	1	1-1	23	0	4	216	54.0	1	1	
Sep 09	at Arizona State	5	180	36.0	53	0	0	0	1	1	0-0	0	0	4	223	55.8	2	0	
Sep 16	STANFORD	6	232	38.7	52	0	0	2	1	1	1-1	20	0	4	260	65.0	4	0	
Sep 23	at Air Force	6	287	47.8	59	0	0	0	3	3	1-1	45	0	5	298	59.6	4	0	
Sep 30	NORTHERN ILLINOIS	8	291	36.4	56	0	0	3	1	4	0-0	0	0	5	304	60.8	0	1	
Oct 07	at UNLV	7	297	42.4	49	0	1	1	0	0	1-1	35	0	3	101	33.7	0	0	
Oct 14	BOISE STATE	6	242	40.3	51	0	1	0	2	4	1-1	19	0	6	384	64.0	3	0	
Oct 21	FRESNO STATE	4	178	44.5	51	0	1	1	1	0	2-2	43	0	6	357	59.5	1	0	
Opponents		47	1917	40.8	59	0	3	7	10	14	7-7	45	0	37	2143	57.9	15	2	
		44	1666	37.9	51	1	3	16	2	11	11-13	43	0	44	2790	63.4	21	0	

2017 COMPARISON GAME-BY-GAME

Opponent	Score	First Downs				Pen	Rushing Number-Yards	Passing		Total Offense Plays-Yards	Return Yards	Turn- Overs
		Total	Rush	Pass	Comp-Att-Int			Yards				
UC DAVIS	38 - 17	27 / 16	15 / 4	9 / 10	3 / 2	52-276 / 27-57	17-23-1 / 19-24-2	237 / 258	75-513 / 51-315	46 / 124	2 / 3	
Arizona State	30 - 20	14 / 15	10 / 3	3 / 10	1 / 2	43-279 / 31-44	9-18-0 / 20-33-0	73 / 298	61-352 / 64-342	131 / 31	0 / 1	
STANFORD	20 - 17	21 / 10	9 / 6	11 / 3	1 / 1	49-166 / 22-174	21-29-0 / 10-21-2	187 / 80	78-353 / 43-254	24 / 89	0 / 3	
Air Force	28 - 24	19 / 14	7 / 13	8 / 1	4 / 0	41-187 / 60-220	10-16-0 / 2-6-1	180 / 33	57-367 / 66-253	8 / 85	1 / 1	
NORTHERN ILLINOIS	34 - 28	10 / 22	3 / 9	6 / 10	1 / 3	36-127 / 45-155	10-20-0 / 23-38-3	136 / 262	56-263 / 83-417	312 / 115	0 / 4	
UNLV	41 - 10	27 / 12	15 / 5	10 / 7	2 / 0	46-302 / 31-106	14-24-0 / 12-28-0	172 / 177	70-474 / 59-283	52 / 102	1 / 0	
BOISE STATE	14 - 31	16 / 15	6 / 10	8 / 4	2 / 1	39-83 / 34-186	12-27-0 / 14-23-0	240 / 125	66-323 / 57-311	55 / 185	1 / 0	
FRESNO STATE	3 - 27	14 / 15	8 / 9	5 / 6	1 / 0	39-165 / 38-199	11-23-0 / 10-16-0	90 / 176	62-255 / 54-375	94 / 15	1 / 0	
Totals	208 - 174	148 / 119	73 / 59	60 / 51	15 / 9	345-1585 / 288-1141	104-180-1 / 110-189-8	1315 / 1409	525-2900 / 477-2550	722 / 746	6 / 12	

Opponent	3rd Down Conversions	4th Down Conversions	Time of Possession	TOP Margin	Avg Yds/Rush	Avg Yds/Pass	Avg Yds/Play	Punting Number-Avg	Penalties Number-Yards	Sacks
Arizona State	7-15 / 7-15	0-1 / 0-2	31:43 / 28:17	3:26	6.5 / 1.4	4.1 / 9.0	5.8 / 5.3	4-38.2 / 5-36.0	12-95 / 5-50	5 / 4
STANFORD	7-17 / 3-11	0-1 / 0-0	41:14 / 18:46	22:28	3.4 / 7.9	6.4 / 3.8	4.5 / 5.9	5-38.4 / 6-38.7	7-60 / 4-20	4 / 6
Air Force	3-11 / 6-15	0-0 / 0-2	28:01 / 31:59	-3:58	4.6 / 3.7	11.2 / 5.5	6.4 / 3.8	6-32.2 / 6-47.8	0-0 / 5-52	0 / 1
NORTHERN ILLINOIS	1-14 / 7-16	1-1 / 0-0	25:33 / 34:27	-8:54	3.5 / 3.4	6.8 / 6.9	4.7 / 5.0	10-39.9 / 8-36.4	10-126 / 4-42	4 / 1
UNLV	7-12 / 4-14	0-0 / 0-2	34:16 / 25:44	8:32	6.6 / 3.4	7.2 / 6.3	6.8 / 4.8	3-38.3 / 7-42.4	4-19 / 5-49	3 / 1
BOISE STATE	5-16 / 6-13	1-3 / 0-0	31:19 / 28:41	2:38	2.1 / 5.5	8.9 / 5.4	4.9 / 5.5	7-35.4 / 6-40.3	3-24 / 3-35	0 / 5
FRESNO STATE	6-16 / 3-9	1-2 / 0-0	31:24 / 28:36	2:48	4.2 / 5.2	3.9 / 11.0	4.1 / 6.9	6-42.5 / 4-44.5	5-40 / 5-40	0 / 5
Totals	44-113 / 40-104	3-8 / 0-7	262:36 / 217:24	45:12	4.6 / 4.0	7.3 / 7.5	5.5 / 5.3	44-37.9 / 47-40.8	51-451 / 40-367	17 / 25

Note: Game totals are displayed in the format TEAM/OPPONENT for each category

SAN DIEGO STATE PARTICIPATION

PARTICIPATION CHART

No.	Name	UCD	ASU	STAN	AFA	NIU	UNLV	BS	FS	UH	SJSU	NEV	UNM
9	AGNEW, Ryan	X	--	--	--	--	X	--	X				
31	ALEKI, Andrew ●	X	--	X	X	X	X	X	X				
81	ANDREWS, Collin ●●	X	X	X	X	GS (WR)	X	X	--				
33	BALDWIN, Parker	GS (AZT)	GS (AZT)	GS (AZT)	GS (AZT)	GS (AZT)	GS (AZT)	GS (AZT)	GS (AZT)				
29	BARON, John	X	X	X	X	X	X	X	X				
15	BAWDEN, Nick	GS (FB)	GS (FB)	GS (FB)	GS (FB)	GS (FB)	--	GS (FB)	GS (FB)				
50	BERNARD, Turner	X	X	X	X	X	X	X	X				
30	BINKLEY, Garrett	X	--	--	--	--	--	--	--				
48	CABRERA, Israel	X	X	X	X	X	X	X	X				
36	CABRERA, Liam	--	--	--	--	X	X	X	X				
31	CARROLL, John	X	X	X	X	X	X	X	X				
42	CASSIDY, Troy ■	GS (LB)	GS (LB)	GS (LB)	GS (LB)	GS (LB)	GS (LB)	GS (LB)	X				
86	CHANEY, Jerry ●	--	--	--	X	X	X	--	X				
10	CHAPMAN, Christian	GS (QB)	GS (QB)	GS (QB)	GS (QB)	GS (QB)	GS (QB)	GS (QB)	GS (QB)				
68	CHEATUM, Myles ■	GS (DE)	GS (DE)	GS (DE)	GS (DE)	GS (DE)	GS (DE)	GS (DE)	GS (DE)				
85	COLLINS, Chaz ●	--	--	--	--	X	X	--	--				
10	CLAY, Jeff	X	X	X	X	X	X	X	X				
79	DIXON, Daishawn ■	GS (LG)	GS (LG)	GS (LG)	GS (LG)	GS (LG)	GS (LG)	GS (LG)	GS (LG)				
57	DUNN, Ryan	X	X	X	X	X	X	X	GS (LB)				
94	GARDNER, Jon' Darius ●	--	--	--	--	--	X	--	--				
62	GERHARD, Nick	--	--	--	--	--	--	--	X				
56	GUDINO, Dominic ●●	--	--	--	--	GS (RG)	X	--	GS (C)				
23	HALL, Darren ●	X	--	--	--	--	X	--	--				
95	HALL, Noble	GS (DE)	GS (DE)	GS (DE)	GS (DE)	GS (DE)	GS (DE)	GS (DE)	GS (DE)				
32	HAWKINS, Tayler ●	--	--	--	X	X	X	X	X				
58	HEICKLEN, Brandon ●	X	X	X	X	X	X	X	X				
46	HENDERSON, Jay	GS (LB)	GS (LB)	GS (LB)	GS (LB)	GS (LB)	GS (LB)	GS (LB)	GS (LB)				
6	HOLDER, Mikah	X	GS (WR)	GS (WR)	X	X	GS (WR)	GS (WR)	GS (WR)				
82	HOUSTON, Parker	GS (TE)	GS (TE)	X	GS (TE)	GS (TE)	X	X	X				
69	ISMAEL, Keith ●●	GS (C)	GS (C)	GS (C)	GS (C)	GS (C)	GS (C)	GS (C)	GS (RG)				
22	JASMIN, Chase ●	X	X	X	X	X	X	X	X				
37	JOHNSON, Dwayne ●	X	X	--	X	X	X	X	X				
7	KELLY, Kameron	GS (CB)	GS (CB)	GS (CB)	GS (CB)	GS (CB)	GS (CB)	GS (CB)	GS (CB)				
39	LAKALAKA, Ronley	GS (LB)	GS (LB)	GS (LB)	GS (LB)	GS (LB)	GS (LB)	GS (LB)	GS (LB)				
34	LESSARD, Issac ■	X	--	--	--	--	GS (FB)	--	X				
3	LOMAX, Trey	GS (WAR)	GS (WAR)	GS (WAR)	GS (WAR)	GS (WAR)	GS (WAR)	GS (WAR)	GS (WAR)				
45	LUKE, Anthony ●	X	X	X	X	X	X	X	X				
92	MACKLIN, Isiah ●●	GS (WR)	X	X	X	X	X	X	X				
61	MOORE, Damon	X	X	X	X	X	X	X	X				
52	MORRIS, Tyler	X	X	X	X	X	X	X	X				
55	ONYEUKWU, Chibu ●	X	X	X	X	X	X	X	X				
20	PENNY, Rashaad	GS (RB)	GS (RB)	GS (RB)	GS (RB)	GS (RB)	GS (RB)	GS (RB)	GS (RB)				
65	PHILLIPS, Sergio ■	GS (DT)	GS (DT)	GS (DT)	GS (DT)	GS (DT)	GS (DT)	GS (DT)	GS (DT)				
77	POPE, Ryan ■	GS (RT)	GS (RT)	GS (RT)	GS (RT)	GS (RT)	X	X	GS (RT)				
84	RICHARDSON, Darryl	X	X	X	X	X	X	X	--				
40	RICKS, Randy	X	X	--	X	--	--	--	--				
74	ROEMER, Tyler ●●	GS (LT)	GS (LT)	GS (LT)	GS (LT)	GS (LT)	GS (LT)	GS (LT)	GS (LT)				
67	ROSALES, Antonio	GS (RG)	GS (RG)	GS (RG)	GS (RG)	--	GS (RG)	GS (RG)	--				
78	SALCEDO, Joe ■	--	--	--	--	X	GS (RT)	GS (RT)	X				
17	SMITH, Ron	GS (CB)	GS (CB)	GS (CB)	GS (CB)	GS (CB)	GS (CB)	GS (CB)	GS (CB)				
11	STRICKLIN, Will ●	X	X	X	X	X	X	X	X				
44	TEZINO, Kyahva	X	X	X	--	X	X	--	X				
76	THOMAS, Zachary ●	X	X	X	X	X	X	X	X				
18	THOMPSON, Trenton	X	X	X	--	--	--	--	--				
14	THOMPSON, Tariq ●●	GS (WAR)	GS (WAR)	GS (WAR)	GS (WAR)	GS (WAR)	GS (WAR)	GS (WAR)	GS (WAR)				
89	TREVILLION, Fred ■	X	X	GS (WR)	X	X	X	X	GS (WR)				
8	TRUXTON, Quest	X	X	X	X	X	X	X	X				
41	TURNER, Dakota	--	--	--	--	X	X	X	X				
87	WARRING, Kahale ■	X	X	X	X	GS (TE)	X	X	X				
29	WASHINGTON, Juwan	X	X	X	GS (RB)	X	GS (RB)	GS (RB)	X				
88	WELLS, David	--	GS (TE)	GS (TE)	GS (TE)	X	GS (TE)	GS (TE)	GS (TE)				
93	WILSON, Tim ●●	GS (WR)	X	X	X	X	--	X	X				
27	WOODS, Kyree	X	X	X	X	--	X	X	X				
4	WOOLSEY, Chad	X	X	X	X	X	X	X	X				
24	WORMHOUDT, Tyler	X	--	--	--	--	--	--	X				

■ - made first career San Diego State start this season. ● - made first career San Diego State appearance this season. Bold player name in red indicates player has started every game this season. Bold player name in black indicates player has played in every game this season.

MISCELLANEOUS STATS

MISCELLANEOUS

Game	Coin Toss	KO/Receive	1st Off. Play	1st Off. Poss.	1st Def. Poss.	Game Time	Game Length	Jersey	Pants	Result
UC Davis	UCD won, Def.	Kick	Penny rush	Field Goal	Interception	5:36 p.m. PT	2:57	Black	Black	W, 38-17
at Arizona State	ASU won, Def.	Receive	Penny rush	Punt	Punt	8:01 p.m. PT	3:14	White	Black	W, 30-20
19/19 Stanford	Stan won, Rec.	Kick	Chapman rush	Downs	Downs	7:39 p.m. PT	3:35	Black	Black	W, 20-17
at Air Force*	SDSU won, Rec.	Receive	Penny rush	Punt	Punt	5:07 p.m. MT	4:21	White	Black	W, 28-24
Northern Illinois	SDSU won, Rec.	Receive	Penny rush	Punt	Touchdown	7:38 p.m. PT	3:25	Black	Black	W, 34-28
at UNLV*	UNLV won, Def.	Receive	Penny rush	Fumble	Punt	7:50 p.m. PT	3:10	White	Black	W, 41-10
Boise State*	SDSU won, Rec.	Receive	Penny rush	Punt	Punt	7:39 p.m. PT	3:13	Black	Black	L, 14-31
Fresno State*	SDSU won, Rec.	Receive	Chapman rush	Fumble	Punt	7:37 p.m. PT	3:02	Black	Black	L, 3-27

at Hawai'i*

at San José State*

Nevada*

New Mexico*

AVERAGE STARTING FIELD POSITION

Category	San Diego State	Opponents
Drives Started	98	98
Cumulative Starting Yard Line	2,978	2,795
Average Field Position	Own 30.39	Own 28.52
Drives Started in Opponent Territory/Att. to Score	13/12	7/7
Scores/Touchdowns, Field Goals	8/5,3	2/1,1
Points	44	10
Drives Started (Inside/At Own 25)	50 (33/17)	58 (34/24)
Points Scored (TD/FGs)	82 (10/4)	89 (11/4)

* - kick/punt returns for a touchdown not included; & - overtime possessions not included.

SDSU OFFENSIVE POSSESSIONS (DEF/ST SCORES NOT INCLUDED)

Game	Poss.	TD	FG	MFG	Punt	TO	Clock	Downs	3&Out*	PPP^
UC Davis	12	5	1	0	3	2	1	0	2	2.75
Arizona State	11	2	3	0	4	0	1	1	3	1.91
19/19 Stanford	13	2	2	1	5	0	2	1	2	1.38
Air Force	13	4	0	1	6	1	1	0	6	1.85
Northern Illinois	15	2	2	0	10	0	1	0	8	1.20
UNLV	12	5	2	0	3	1	1	0	2	3.00
Boise State	12	2	0	0	7	1	0	2	3	1.00
Fresno State	10	0	1	0	6	1	1	1	5	0.33
Hawai'i										
San José State										
Nevada										
New Mexico										
TOTALS	98	22	11	2	44	6	8	5	31	1.68

* - less if there is a turnover or end of half; must not have earned a first down or scored points.
 + - indicates team scored a non-offensive touchdown. & - overtime possession included. # - possession/turnover not included when offense never had ball (turnover on special teams). ^ - PATs/2-pt. not included.

OPPONENT POSSESSIONS (DEF/ST SCORES NOT INCLUDED)

Game	Poss.	TD	FG	MFG	Punt	TO	Clock	Downs	3&Out*	PPP^
UC Davis	11	2	1	0	5	2	0	1	5	1.36
Arizona State	12	3	0	0	5	1	1	2	5	1.50
19/19 Stanford	12	2	1	0	6	3	0	0	5	1.25
Air Force	13	3	1	0	6	1	1	1	4	1.62
Northern Illinois	17	4	0	0	8	4	1	0	8	1.41
UNLV	12	1	1	0	7	0	1	2	6	1.25
Boise State	11	2	1	0	6	0	2	0	5	1.36
Fresno State	10	3	2	0	4	0	1	0	2	2.40
Hawai'i										
San José State										
Nevada										
New Mexico										
TOTALS	98	20	7	0	47	11	7	6	40	1.44

* - less if there is a turnover or end of half; must not have earned a first down or scored points.
 + - indicates team scored a non-offensive touchdown. & - overtime possession included. # - possession/turnover not included when offense never had ball (turnover on special teams). ^ - PATs/2-pt. not included.

DRIVE ANALYSIS

Game	SDSU		Opponent	
	TD	FG	TD	FG
UC Davis	5	1	2	1
at Arizona State	2+	3	3	0
19/19 Stanford	2	2	2	1
at Air Force	4	0	3	1
Northern Illinois	2+	2	4	0
at UNLV	5	2	1	1
Boise State	2	0	2+	1
Fresno State	0	1	3	2
at Hawai'i				
at San José State				
Nevada				
New Mexico				
TOTALS	22	11	20	7

+ - indicates team scored a non-offensive touchdown. & - overtime drives included.

GAME-OPENING DRIVE

Game	Pts.	SDSU		Opponent		
		FD	Yds.	Pts.	FD	Yds.
UC Davis	3	4	57	0	2	52
at Arizona State	0	1	6	0	0	8^
19/19 Stanford	0	2	33	0	0	(-4)^
at Air Force	0	0	4^	0	2	17
Northern Illinois	0	0	-4^	7	4	73
at UNLV	7	5	67	0	0	3^
Boise State	0	0	5^	0	0	9^
Fresno State	0	5	83	0	1	15
at Hawai'i						
at San José State						
Nevada						
New Mexico						
TOTALS	10	17	217	7	9	170
AVERAGES	1.25	2.13	27.13	0.88	1.13	21.25

^ - indicates possession ended in a 3-and-out.

OPENING SECOND-HALF DRIVE

Game	Pts.	SDSU		Opponent		
		FD	Yds.	Pts.	FD	Yds.
UC Davis	7	4	67	0	2	26
at Arizona State	0	0	-2^	0	1	15
19/19 Stanford	3	3	57	3	2	71
at Air Force	0	3	57	0	1	14
Northern Illinois	0	0	1^	7	1	82
at UNLV	7	3	80	0	3	42
Boise State	0	1	43	0	0	6^
Fresno State	0	0	4^	0	0	7^
at Hawai'i						
at San José State						
Nevada						
New Mexico						
TOTALS	17	14	307	10	10	263
AVERAGES	2.13	1.75	38.38	1.25	1.25	32.88

^ - indicates possession ended in a 3-and-out.

MISCELLANEOUS STATS, cont.

SDSU SCORING DRIVES

Opponent	Drive			Type of Score	Qtr/Time	Drive Start	Scoring Play
	Plays	Yds.	TOP				
UC Davis	12	57	6:38	FG	1st/7:33	SD 21	Baron 39-yd field goal
	1	61	0:09	TD	1st/6:12	SD 39	Penny 61-yd run
	5	26	2:09	TD	2nd/13:10	CD 26	Warring 7-yd pass f/Chapman
	6	89	2:35	TD	2nd/2:08	SD 11	Penny 9-yd run
	8	67	4:34	TD	3rd/10:21	SD 33	Richardson 21-yd pass f/Chapman
at Arizona State	9	99	4:46	TD	3rd/3:01	SD 01	Washington 4-yd run
	3	99	1:30	TD	1st/8:04	SD 01	Penny 95-yd run
	--	--	--	TD	2nd/14:45	--	Penny 99-yd kick return
	11	43	5:49	FG	2nd/7:39	SD 45	Baron 29-yd field goal
	4	9	0:24	FG	2nd/0:06	AS 18	Baron 27-yd field goal
19/19 Stanford	11	58	6:28	TD	3rd/8:33	SD 25	Penny 33-yd pass f/Chapman
	5	17	1:10	FG	4th/14:45	AS 32	Baron 32-yd field goal
	14	58	6:28	FG	2nd/8:04	SD 16	Baron 43-yd field goal
	3	63	1:20	TD	2nd/0:45	ST 15	Penny 4-yd run
	11	57	6:27	FG	3rd/8:33	SD 25	Baron 36-yd field goal
at Air Force	11	75	5:21	TD	4th/0:54	SD 25	Wells 8-yd pass f/Chapman
	7	75	4:10	TD	2nd/5:55	SD 25	Penny 2-yd run
	11	73	5:21	TD	3rd/1:49	SD 27	Penny 20-yd run
	3	75	1:03	TD	4th/11:32	SD 25	Wells 28-yd pass f/Chapman
	2	75	0:37	TD	4th/5:39	SD 25	Penny 53-yd run
Northern Illinois	--	--	--	TD	1st/14:47	--	Washington 96-yd kick return
	1	33	0:55	TD	1st/9:55	SD 27	Penny 33-yd pass f/Chapman
	--	--	--	TD	2nd/9:00	--	Ta. Thompson 83-yd interception
	7	66	3:45	TD	2nd/2:12	SD 34	Warring 8-yd pass f/Chapman
	7	32	0:42	FG	2nd/0:07	SD 47	Baron 38-yd field goal
at UNLV	8	64	4:01	FG	4th/14:15	SD 32	Baron 21-yd field goal
	7	40	3:46	FG	1st/2:57	SD 30	Baron 27-yd field goal
	7	68	3:25	TD	2nd/11:57	SD 32	Chapman 14-yd run
	1	34	0:09	TD	2nd/10:04	LV 34	Washington 34-yd run
	11	47	1:15	FG	2nd/0:21	SD 37	Baron 33-yd field goal
Boise State	6	80	2:58	TD	3rd/7:29	SD 20	Penny 3-yd run
	10	68	5:29	TD	4th/7:11	SD 32	Penny 2-yd run
	5	29	2:47	TD	4th/1:40	LV 29	Jasmin 8-yd run
	1	89	0:10	TD	3rd/4:15	SD 11	Trevillion 89-yd pass f/Chapman
	10	84	4:42	TD	4th/10:06	SD 16	Penny 11-yd run
Fresno State	8	61	3:18	FG	2nd/11:53	SD 19	Baron 37-yd field goal

OPPONENT SCORING DRIVES

Opponent	Drive			Type of Score	Qtr/Time	Drive Start	Scoring Play
	Plays	Yds.	TOP				
UC Davis	10	61	3:56	FG	1st/2:10	CD 33	O'Rourke 23-yd field goal
	9	95	3:36	TD	4th/9:55	CD 05	Doss 32-yd pass f/Maier
	5	50	1:29	TD	4th/6:22	CD 50	Montgomery 7-yd pass f/Maier
at Arizona State	9	85	3:56	TD	1st/0:00	AS 15	Ballage 1-yd run
	7	77	2:39	TD	2nd/4:54	AS 23	Harry 5-yd pass f/Wilkins
	10	75	6:11	TD	4th/8:34	AS 25	Darby 53-yd pass f/Wilkins
19/19 Stanford	3	63	1:20	TD	2nd/12:38	ST 37	Love 51-yd run
	8	71	3:42	FG	3rd/4:51	ST 25	Toner 20-yd field goal
	4	65	1:51	TD	4th/14:51	ST 35	Love 53-yd run
at Air Force	10	79	4:48	TD	1st/2:46	AF 21	Cleveland 29-yd run
	4	8	1:36	FG	2nd/10:05	SD 35	Strebel 45-yd field goal
	2	4	0:44	TD	4th/12:35	SD 04	Worthman 1-yd run
Northern Illinois	11	75	5:11	TD	4th/6:16	AF 25	McVey 2-yd run
	7	73	2:53	TD	1st/11:49	NI 27	Blake 34-yd pass f/Santacaterina
	13	77	5:31	TD	1st/4:18	NI 23	Blake 10-yd pass f/Santacaterina
at UNLV	2	82	0:37	TD	3rd/14:17	NI 18	Tears 81-yd pass f/Santacaterina
	4	60	1:36	TD	3rd/5:39	NI 40	Childers 1-yd run
	6	57	2:31	FG	1st/0:26	LV 25	Gutierrez 35-yd field goal
Boise State	8	79	4:12	TD	2nd/5:48	LV 21	Keys 6-yd pass f/Rogers
	--	--	--	TD	1st/6:17	--	Williams 53-yd punt return
	--	--	--	TD	1st/4:20	--	Kaniho 34-yd fumble recovery
Fresno State	11	77	5:58	TD	2nd/3:11	BS 23	Roh 3-yd pass f/Rypien
	10	75	4:18	FG	4th/14:52	BS 23	Hoggarth 19-yd field goal
	9	70	5:09	TD	4th/4:52	BS 30	Mattison 4-yd run
Fresno State	4	61	1:48	TD	1st/0:15	FS 39	Hokit 1-yd run
	6	75	2:21	TD	2nd/9:32	FS 25	Hokit 26-yd run
	11	42	5:22	FG	2nd/2:05	FS 37	Camacho 38-yd field goal
Fresno State	11	63	5:22	FG	3rd/6:03	FS 11	Camacho 43-yd field goal
	5	51	2:38	TD	3rd/1:54	FS 49	Hokit 4-yd run

MISCELLANEOUS STATS, cont.

RESULT OF SAN DIEGO STATE TURNOVERS

Opponent	Qtr.	Turnover (Player)	Defender	Led To	Pts.
UC Davis	2	Fumble (Trevillion)	Bua (FR)	Downs	0
	2	Interception (Chapman)	Doss (INT)	Fumble	0
at Air Force	3	Fumble (Chapman)	Fifita (FF)/Highland (FR)	Punt	0
at UNLV	1	Fumble (Penny)	Keys (FR)	Punt	0
Boise State	1	Fumble (Chapman)	Kaniho (FR)	Touchdown	7
Fresno State	1	Fumble (Penny)	Allison (FF)/Bell (FR)	Punt	0

RESULT OF OPPONENT TURNOVERS

Opponent	Qtr.	Turnover (Player)	Defender	Led To	Pts.
UC Davis	1	Interception (Maier)	Ta. Thompson (INT)	Field Goal	3
	1	Interception (Maier)	Smith (INT)	Touchdown	7
	2	Fumble (Doss)	Macklin (FR)	End of Half	0
at Arizona State	3	Fumble (Wilkins)	Cheatum (FF)/Ta. Thompson (FR)	Field Goal	3
19/19 Stanford	2	Interception (Chryst)	Smith (INT)	Touchdown	7
	2	Fumble (Chryst)	Kelly (FF)/Moore (FR)	End of Half	0
	4	Interception (Chryst)	Kelly (INT)	End of Half	0
at Air Force	4	Interception (Worthman)	Lomax (INT)	End of Game	0
Northern Illinois	1	Fumble (Parchment)	Aleki (FR)	Touchdown	7
	2	Interception (Santacaterina)	Ta. Thompson (INT)	Touchdown	7
	4	Interception (Santacaterina)	Kelly (INT)	Punt	0
	4	Interception (Santacaterina)	Ta. Thompson (INT)	End of Game	0

Opponents' 12 turnovers resulted in 34 San Diego State points.
San Diego State's 6 turnovers resulted in 7 opponent points.

TURNOVER ANALYSIS

	TO	Opp. Pts.	TD/FG	Pts./TO
San Diego State	6	7	1/0	1.17
Opponents	12	34	4/2	2.83

TURNOVERS LOST

Name	TO's Lost	Fum.	Int.	Points	PPT
Christian Chapman	2	2	1	7.00	3.50
Rashaad Penny	2	2	0	0.00	0.00
Fred Trevillion	1	1	0	0.00	0.00
TOTALS	5	5	1	7.00	1.17

TO's Lost - turnovers lost, Fum. - fumbles lost, Int. - interceptions thrown, Points - points scored by the opponent after a turnover, PPT - points per turnover scored by the opponent

TURNOVERS GAINED

Name	#TAPO	FF	FR	Int.	Points	^PPT
Tariq Thompson	4	0	1	3	11.50	2.88
Kameron Kelly	3	1	0	2	0.00	0.00
Ron Smith	2	0	0	2	7.00	7.00
Andrew Aleki	1	0	1	0	7.00	7.00
Myles Cheatum	1	1	0	0	1.50	1.50
Trey Lomax	1	0	0	1	0.00	0.00
Isiah Macklin	1	0	1	0	0.00	0.00
Damon Moore	1	0	1	0	0.00	0.00
TOTALS	*14	2	4	8	34.00	2.83

*#TAPO - turnovers a part of (FF, FR or INT), FF - forced fumbles, FR - fumbles recovered, Int. - interceptions, Points - points scored off an opponent's turnover (note that fumbles forced and fumbles recovered are each awarded half the points for SDSU's score; ex. a touchdown and PAT after a fumble gives each player 3.50 points), ^PPT - points per turnover scored by SDSU, * - Total turnovers equals FR and INTs.*

FIRST DOWNS EARNED

Name	Pass	Receive	Rush	Total
Christian Chapman	60	0	4	64
Rashaad Penny	0	6	42	48
Mikah Holder	0	25	0	25
Juwan Washington	0	2	21	23
Kahale Warring	0	7	0	7
Fred Trevillion	0	4	0	4
Quest Truxton	0	4	0	4
David Wells	0	4	0	4
Tim Wilson Jr.	0	3	0	3
Ryan Agnew	0	0	2	2
Parker Houston	0	2	0	2
Chase Jasmin	0	0	2	2
Collin Andrews	0	1	0	1
Nick Bawden	0	1	0	1
Darryl Richardson	0	1	0	1
Chad Woolsey	0	0	1	1
Tyler Wormhoudt	0	0	1	1
TOTALS	60	60	73	193

MISCELLANEOUS STATS, cont.

SAN DIEGO STATE BIG OFFENSIVE PLAYS (20+ YARDS) (42 overall)

Game	Player	Type	Down & Dis.	Yards
UC Davis - 8	Rashaad Penny	Rush	1st & 10	61
	Kahale Warring f/Christian Chapman	Pass	1st & 10	36
	Rashaad Penny	Rush	1st & 10	27
	Fred Trevillion f/Christian Chapman	Pass	3rd & 6	24
	Parker Houston f/Christian Chapman	Pass	1st & 10	23
	Darryl Richardson f/Christian Chapman	Pass	2nd & 11	21
	Rashaad Penny	Rush	2nd & 10	21
	Kahale Warring f/Christian Chapman	Pass	1st & 10	21
at Arizona State - 5	Rashaad Penny	Rush	3rd & 6	95
	Rashaad Penny f/Christian Chapman	Pass	3rd & 21	33
	Rashaad Penny	Rush	3rd & 14	27
	Rashaad Penny	Rush	2nd & 10	23
	Juwan Washington	Rush	1st & 10	22
19/19 Stanford - 2	Rashaad Penny	Rush	2nd & 6	36
	Mikah Holder f/Christian Chapman	Pass	1st & 10	22
at Air Force - 8	Rashaad Penny	Rush	1st & 10	53
	Kahale Warring f/Christian Chapman	Pass	1st & 10	42
	Tim Wilson Jr. f/Christian Chapman	Pass	1st & 10	31
	Juwan Washington	Rush	2nd & 11	29
	David Wells f/Christian Chapman	Pass	1st & 10	28
	Mikah Holder f/Christian Chapman	Pass	2nd & 8	24
	Mikah Holder f/Christian Chapman	Pass	1st & 10	22
	Rashaad Penny	Rush	1st & 10	20
Northern Illinois - 5	Rashaad Penny f/Christian Chapman	Pass	1st & 10	33
	Rashaad Penny	Rush	1st & 10	25
	David Wells f/Christian Chapman	Pass	1st & 10	23
	Rashaad Penny	Rush	4th & 1	23
	Kahale Warring f/Christian Chapman	Pass	3rd & 8	21
at UNLV - 7	Rashaad Penny	Rush	1st & 10	36
	Juwan Washington	Rush	1st & 10	34
	Rashaad Penny	Rush	1st & 10	28
	Mikah Holder f/Christian Chapman	Pass	1st & 10	26
	Rashaad Penny	Rush	1st & 10	25
	Mikah Holder f/Christian Chapman	Pass	1st & 10	22
	Mikah Holder f/Christian Chapman	Pass	3rd & 19	20
	Fred Trevillion f/Christian Chapman	Pass	1st & 10	89
Boise State - 4	Fred Trevillion f/Christian Chapman	Pass	3rd & 9	39
	Rashaad Penny	Rush	1st & 10	21
	Mikah Holder f/Christian Chapman	Pass	2nd & 10	20
	Rashaad Penny	Rush	1st & 10	21
Fresno State - 3	Juwan Washington	Rush	1st & 10	45
	Ryan Agnew	Rush	3rd & 14	24
	Rashaad Penny	Rush	2nd & 10	21

OPPONENT BIG OFFENSIVE PLAYS (20+ YARDS) (32 overall)

Game	Player	Type	Down & Dis.	Yards
UC Davis - 5	Keelan Doss f/Jake Maier	Pass	1st & 10	41
	Keelan Doss f/Jake Maier	Pass	1st & 15	38
	Keelan Doss f/Jake Maier	Pass	2nd & 17	32
	Keelan Doss f/Jake Maier	Pass	2nd & 8	30
	Wesley Preece f/Jake Maier	Pass	3rd & 11	28
at Arizona State - 5	Frank Darby f/Manny Wilkins	Pass	3rd & 47	53
	Frank Darby f/Manny Wilkins	Pass	1st & 10	42
	Kyle Williams f/Manny Wilkins	Pass	1st & 10	35
	Kyle Williams f/Manny Wilkins	Pass	3rd & 7	29
	N'Keal Harry f/Manny Wilkins	Pass	1st & 10	20
19/19 Stanford - 3	Bryce Love	Rush	1st & 10	53
	Bryce Love	Rush	1st & 10	51
	Bryce Love	Rush	1st & 10	47
at Air Force - 2	Geraud Sanders f/Tyler Williams	Pass	3rd & 8	31
	Ronald Cleveland	Rush	3rd & 3	29
Northern Illinois - 4	Spencer Tears f/Daniel Santacaterina	Pass	2nd & 9	81
	Christian Blake f/Daniel Santacaterina	Pass	1st & 10	50
	Christian Blake f/Daniel Santacaterina	Pass	1st & 10	34
	Jordan Huff	Rush	2nd & 16	22
	Spencer Tears f/Daniel Santacaterina	Pass	1st & 10	22
at UNLV - 5	Brando Presley f/Armani Rogers	Pass	3rd & 8	54
	Armani Rogers	Rush	2nd & 1	45
	Drew Teichman f/Armani Rogers	Pass	2nd & 8	23
	Lexington Thomas	Rush	1st & 10	23
	Drew Teichman f/Armani Rogers	Pass	1st & 10	20
	Armani Rogers	Rush	1st & 10	20
Boise State - 3	Cedrick Wilson f/Montell Cozart	Pass	1st & 10	41
	Brett Rypien	Rush	2nd & 11	31
	Alex Mattison	Rush	1st & 10	30
Fresno State - 3	Jamire Jordan f/Marcus McMaryion	Pass	1st & 10	48
	KeeSean Johnson f/Marcus McMaryion	Pass	2nd & 7	33
	Da'Mari Scott f/Marcus McMaryion	Pass	1st & 10	30
	Josh Hokit	Rush	3rd & 2	26
	Da'Mari Scott f/Marcus McMaryion	Pass	2 & 4	24

Red indicates TD scored on play

SAN DIEGO STATE BIG PLAYS (20+ YARDS)

Name	Total	Rushing	Receiving	20-29	30-39	40-49	50-59	60-69	70-79	80-89	90-99
Rashaad Penny	18	16	2	11	4	0	1	1	0	0	1
Mikah Holder	7	0	7	7	0	0	0	0	0	0	0
Kahale Warring	4	0	4	2	1	1	0	0	0	0	0
Juwan Washington	4	4	0	2	1	1	0	0	0	0	0
Fred Trevillion	3	0	3	1	1	0	0	0	0	1	0
David Wells	2	0	2	2	0	0	0	0	0	0	0
Tim Wilson Jr.	1	0	1	0	1	0	0	0	0	0	0
Parker Houston	1	0	1	1	0	0	0	0	0	0	0
Darryl Richardson	1	0	1	1	0	0	0	0	0	0	0
Ryan Agnew	1	1	0	1	0	0	0	0	0	0	0
SDSU TOTALS	42	21	21	28	8	2	1	1	0	1	1
OPPONENTS	32	10	22	10	10	6	5	0	0	1	0

MISCELLANEOUS STATS, cont.

SEASON HIGHS

POINTS SCORED

18, Rashaad Penny at Air Force* (Sept. 23)
 18, Rashaad Penny at Arizona State (Sept. 9)
 12, Rashaad Penny at UNLV* (Oct. 7)
 12, John Baron at Arizona State (Sept. 9)
 12, Rashaad Penny vs. UC Davis (Sept. 2)

TOUCHDOWNS SCORED

3, Rashaad Penny at Air Force* (Sept. 23)
 3, Rashaad Penny at Arizona State (Sept. 9)
 2, Rashaad Penny at UNLV* (Oct. 7)
 2, Rashaad Penny vs. UC Davis (Sept. 2)

MOST RUSHING ATTEMPTS

32, Rashaad Penny vs. No. 19/19 Stanford (Sept. 16)
 27, Rashaad Penny at UNLV* (Oct. 7)
 25, Rashaad Penny vs. Northern Illinois (Sept. 30)

MOST RUSHING YARDS

216, Rashaad Penny at Arizona State (Sept. 9)
 197, Rashaad Penny vs. UC Davis (Sept. 2)
 175, Rashaad Penny vs. No. 19/19 Stanford (Sept. 16)

MOST RUSHING TOUCHDOWNS

3, Rashaad Penny at Air Force* (Sept. 23)
 2, Rashaad Penny at UNLV* (Oct. 7)
 2, Rashaad Penny vs. UC Davis (Sept. 2)

LONGEST RUSH

95, Rashaad Penny at Arizona State (Sept. 9)
 61, Rashaad Penny vs. UC Davis (Sept. 2)
 53, Rashaad Penny at Air Force* (Sept. 23)

MOST PASSING ATTEMPTS

29, Christian Chapman vs. No. 19/19 Stanford (Sept. 16)
 27, Christian Chapman vs. Boise State* (Oct. 14)
 24, Christian Chapman at UNLV* (Oct. 7)

MOST PASSING COMPLETIONS

21, Christian Chapman vs. No. 19/19 Stanford (Sept. 16)
 16, Christian Chapman vs. UC Davis (Sept. 2)
 14, Christian Chapman at UNLV* (Oct. 7)

MOST PASSING YARDS

240, Christian Chapman vs. Boise State* (Oct. 14)
 220, Christian Chapman vs. UC Davis (Sept. 2)
 187, Christian Chapman vs. No. 19/19 Stanford (Sept. 16)

MOST PASSING TOUCHDOWNS

2, Christian Chapman vs. Northern Illinois (Sept. 30)
 2, Christian Chapman vs. UC Davis (Sept. 2)
 1, Christian Chapman vs. Boise State* (Oct. 14)
 1, Christian Chapman at Air Force* (Sept. 23)
 1, Christian Chapman vs. No. 19/19 Stanford (Sept. 16)
 1, Christian Chapman at Arizona State (Sept. 9)

LONGEST PASS

89, Christian Chapman vs. Boise State* (Oct. 14)
 42, Christian Chapman at Air Force* (Sept. 23)
 39, Christian Chapman vs. Boise State* (Oct. 14)

MOST RECEPTIONS

9, Mikah Holder at UNLV* (Oct. 7)
 7, Mikah Holder vs. No. 19/19 Stanford (Sept. 16)
 5, Rashaad Penny vs. No. 19/19 Stanford (Sept. 16)
 5, Kahale Warring vs. UC Davis (Sept. 2)

MOST RECEIVING YARDS

144, Mikah Holder at UNLV* (Oct. 7)
 128, Fred Trevillion vs. Boise State* (Oct. 14)
 85, Mikah Holder vs. No. 19/19 Stanford (Sept. 16)

MOST RECEIVING TOUCHDOWNS

1, eight times, last: Fred Trevillion vs. Boise State* (Oct. 14)

LONGEST RECEPTION

89, Fred Trevillion vs. Boise State* (Oct. 14)
 42, Kahale Warring at Air Force* (Sept. 23)
 39, Fred Trevillion vs. Boise State* (Oct. 14)

MOST FIELD GOALS

3, John Baron at Arizona State (Sept. 9)
 2, John Baron at UNLV* (Oct. 7)
 2, John Baron vs. Northern Illinois (Sept. 30)
 2, John Baron vs. No. 19/19 Stanford (Sept. 16)

LONGEST FIELD GOAL

43, John Baron vs. No. 19/19 Stanford (Sept. 16)
 39, John Baron vs. UC Davis (Sept. 2)
 38, John Baron vs. Northern Illinois (Sept. 30)

MOST PUNTS

10, Brandon Heicklen vs. Northern Illinois (Sept. 30)
 7, Brandon Heicklen vs. Boise State* (Oct. 14)
 6, Brandon Heicklen vs. Fresno State* (Oct. 21)

HIGHEST PUNTING AVERAGE

42.5, Brandon Heicklen vs. Fresno State* (Oct. 21)
 39.9, Brandon Heicklen vs. Northern Illinois (Sept. 30)
 38.6, Brandon Heicklen at Air Force* (Sept. 23)

LONGEST PUNT

51, Brandon Heicklen at Air Force* (Sept. 23)
 50, Brandon Heicklen vs. Fresno State* (Oct. 21)
 49, Brandon Heicklen vs. Northern Illinois (Sept. 30)
 49, Brandon Heicklen vs. No. 19/19 Stanford (Sept. 16)

LONGEST PUNT RETURN

37, Quest Truxton vs. Fresno State* (Oct. 21)
 30, Quest Truxton at UNLV* (Oct. 7)
 27, Quest Truxton at Arizona State (Sept. 9)

MOST PUNT RETURN YARDS

54, Quest Truxton at UNLV* (Oct. 7)
 37, Quest Truxton vs. Fresno State* (Oct. 21)
 32, Quest Truxton at Arizona State (Sept. 9)

LONGEST KICKOFF RETURN

99, Rashaad Penny at Arizona State (Sept. 9)
 96, Juwan Washington vs. Northern Illinois (Sept. 30)
 46, Rashaad Penny vs. Northern Illinois (Sept. 30)

MOST KICKOFF RETURN YARDS

99, Rashaad Penny at Arizona State (Sept. 9)
 96, Juwan Washington vs. Northern Illinois (Sept. 30)
 86, Rashaad Penny vs. Northern Illinois (Sept. 30)

MOST ALL-PURPOSE YARDS

353, Rashaad Penny at Arizona State (Sept. 9)
 225, Rashaad Penny vs. Northern Illinois (Sept. 30)
 215, Rashaad Penny vs. UC Davis (Sept. 2)

MOST TACKLES

13, Parker Baldwin at Air Force* (Sept. 23)
 11, Parker Baldwin vs. Northern Illinois (Sept. 30)
 10, Three times, last: Ronley Lakalaka vs. Fresno State* (Oct. 21)

MOST SACKS

3.0, Jay Henderson vs. Northern Illinois (Sept. 30)
 2.0, Kameron Kelly vs. No. 19/19 Stanford (Sept. 16)
 1.5, Noble Hall at Arizona State (Sept. 9)
 1.5, Chibu Onyeukwu at Arizona State (Sept. 9)

MOST TACKLES FOR LOSS

4.0, Jay Henderson vs. Northern Illinois (Sept. 30)
 2.5, Noble Hall at Arizona State (Sept. 9)
 2.0, Kameron Kelly vs. No. 19/19 Stanford (Sept. 16)
 2.0, Noble Hall vs. UC Davis (Sept. 2)

MOST INTERCEPTIONS

2, Tariq Thompson vs. Northern Illinois (Sept. 30)
 1, seven times, last: Kameron Kelly vs. NIU (Sept. 30)

LONGEST INTERCEPTION RETURN

83, Tariq Thompson vs. Northern Illinois (Sept. 30)
 44, Kameron Kelly vs. Northern Illinois (Sept. 30)
 22, Ron Smith vs. No. 19/19 Stanford (Sept. 16)
 Red indicates TD scored on play

THIRD DOWN EFFICIENCY ANALYSIS

Name	Total	Pct.	1	2	3	4	5	6	7	8	9	10	11+	Longest Converted
SAN DIEGO STATE	44-113	38.93	7-8	6-9	4-5	2-5	7-12	5-14	4-10	2-6	2-10	1-10	4-24	3rd & 21 at Arizona State
OPPONENTS	40-104	38.46	12-16	5-10	7-13	1-7	3-10	1-4	3-8	4-5	2-4	0-6	2-21	3rd & 37 at Arizona State

GOAL TO GO

Name	No.	Score	TD	FG	MFG	Downs	TOs	Half	Game	Points^	PPP
SAN DIEGO STATE	12	10	8	2	0	0	2	0	0	54	4.50
OPPONENTS	9	9	8	1	0	0	0	0	0	39	5.67

^ - Does not include PAT; PPP - Points per possession

PUNT ANALYSIS

Name	Punts	Yards	Avg.	TB	Returns	Yards	Avg.	Net Average	Pct. Not Returned	In 20	In 10	In 5	Opp. Territory No.	Yds.	Adj. 50 & Out No.	Avg.
Brandon Heicklen	43	1,666	38.74	3	15	165	11.00	34.91	65.11	11	5	0	10	329	33	40.52
Team	1	0	0.00	0	0	0	0.00	0.00	100.0	0	0	0	0	0	0	0.00
TOTALS	44	1,666	37.86	3	15	165	11.00	34.11	65.90	11	5	0	10	329	34	39.32
OPPONENTS	47	1,917	40.78	3	16	151	9.44	37.57	65.95	14	10	3	5	154	42	41.98

Returns - times the opponent returned a punt, Yards - yards for the returned punts, Avg. - yards per returned punt, Pct. Not Returned - percent of the punts that were not returned, In 20 - inside 20, In 10 - inside 10, In 5 - inside 5, Opp. Territory - number and yards of punts inside opponents' territory, Adj. 50 & Out - punt average excluding punts inside opponents' territory.

KICKOFF ANALYSIS

Name	Total	RET	FC	Muf	NA	TB	In 20	In 25	OB	OnS	Squib	Total YL	Return YL	AFP	AFP w/R
John Baron	44	23	0	0	0	21	5	11	0	0	1	1,099	574	24.98	24.96
TOTALS	44	23	0	0	0	21	5	11	0	0	1	1,099	574	24.98	24.96
OPPONENTS	37	19	1	0	0	15	6	9	2	0	0	1,061	516	28.67	32.15

Does not include penalties; RET - no. of returns, FC - fair catch, MUF - muffed, NA - no attempt of a return, TB - touchback, In 20 - inside 20, In 25 - inside 25, OB - out of bounds, OnS - onsides (does not count for AFP or AFP w/R); Squib - squibs, Total YL - opponent total yardline, Return YL - opponent total yardline on returns, AFP - average field position on kickoffs, AFP/R - average field position on returned kickoffs.

LAST TIME IT HAPPENED

<u>TEAM</u>	<u>San Diego State</u>	<u>Opponent</u>
Scored, 60 or More Points	Nov. 3, 1990 vs. Utah (66)	Nov. 26, 2016 vs. Colorado State* (63)
Scored, 50 or More Points	Nov. 5, 2016 vs. Hawai'i* (55)	Nov. 26, 2016 vs. Colorado State* (63)
Scored, 40 or More Points	Oct. 7, 2017 at UNLV* (41)	Nov. 26, 2016 vs. Colorado State* (63)
Total Offense, 600 Yards or More	Nov. 12, 2016 at Nevada* (620)	Sept. 10, 2016 vs. California (604)
Total Offense, 500 Yards or More	Sept. 2, 2017 vs. UC Davis (513)	Nov. 26, 2016 vs. Colorado State* (507)
Total Offense, 400 Yards or More	Oct. 7, 2017 at UNLV* (474)	Sept. 30, 2017 vs. Northern Illinois (429)
Total Offense, 85 or More Plays	Oct. 26, 2013 vs. No. 15 Fresno State* (87)	Sept. 30, 2017 vs. Northern Illinois (86)
Total Offense, 75 or More Plays	Sept. 2, 2017 vs. UC Davis (75)	Sept. 30, 2017 vs. Northern Illinois (86)
30 or More First Downs	Nov. 27, 2010 vs. UNLV* (30)	Sept. 10, 2016 vs. California (30)
25 or More First Downs	Oct. 7, 2017 at UNLV* (27)	Nov. 19, 2016 at Wyoming* (29)
Two-Point Conversion	Oct. 1, 2016 at South Alabama	Sept. 23, 2017 at Air Force*
Rushing, 400 Yards or More	Nov. 12, 2016 at Nevada* (474)	Sept. 10, 2011 vs. Army (403)
Rushing, 300 Yards or More	Oct. 7, 2017 at UNLV* (302)	Dec. 5, 2015 vs. Air Force* (305)
Rushing, 70 or More Attempts	Nov. 17, 1979 vs. Texas-El Paso (71)	Sept. 10, 2011 vs. Army (77)
Rushing, 60 or More Attempts	Oct. 14, 2016 at Fresno State* (61)	Sept. 23, 2017 at Air Force* (60)
Rushing, 50 or More Attempts	Sept. 2, 2017 vs. UC Davis (52)	Sept. 23, 2017 at Air Force* (60)
Rushing, 7 or More Touchdowns	Sept. 14, 1991 vs. Pacific (7)	
Rushing, 6 or More Touchdowns	Oct. 5, 1991 at Hawai'i (6)	
Rushing, 5 or More Touchdowns	Oct. 7, 2017 at UNLV* (5)	
Rushing, 4 or More Touchdowns	Oct. 7, 2017 at UNLV* (5)	
Passing, 500 Yards or More	Nov. 20, 2010 vs. No. 25 Utah* (528)	Sept. 10, 2016 vs. California (522)
Passing, 400 Yards or More	Dec. 17, 2011 vs. La.-Lafayette (413)	Sept. 10, 2016 vs. California (522)
Passing, 300 Yards or More	Nov. 21, 2014 vs. Air Force* (326)	Sept. 10, 2016 vs. California (522)
Passing, 50 or More Attempts	Aug. 31, 2013 vs. Eastern Illinois (64)	Sept. 10, 2016 vs. California (72)
Passing, 40 or More Attempts	Nov. 30, 2013 at UNLV* (46)	Sept. 30, 2017 vs. Northern Illinois (40)
Passing, 30 or More Attempts	Nov. 21, 2014 vs. Air Force* (31)	Sept. 30, 2017 vs. Northern Illinois (40)
Passing, 30 or More Completions	Nov. 19, 2011 vs. No. 10 Boise State* (30)	Sept. 10, 2016 vs. California (41)
Passing, 25 or More Completions	Aug. 31, 2013 vs. Eastern Illinois (27)	Dec. 17, 2016 vs. Houston (25)
Passing, 20 or More Completions	Sept. 16, 2017 vs. No. 19/19 Stanford (21)	Sept. 30, 2017 vs. Northern Illinois (24)
Passing, 6 or More Touchdowns	Oct. 24, 2009 at Colorado State* (6)	
Passing, 5 or More Touchdowns	Oct. 24, 2009 at Colorado State* (6)	Nov. 26, 2016 vs. Colorado State* (5)
Shut Out	Nov. 5, 2016 vs. Hawai'i* (W, 55-0)	Nov. 18, 2006 at TCU* (L, 0-52)
Shut Out Through 3 Quarters	Nov. 5, 2016 vs. Hawai'i* (W, 55-0)	Nov. 21, 2009 at No. 23 Utah* (L, 7-38)
Shut Out Through Halftime	Nov. 5, 2016 vs. Hawai'i* (W, 55-0)	Oct. 14, 2017 vs. Boise State* (L, 14-37)
Shut Out Through 1 Quarter	Sept. 16, 2017 vs. No. 19/19 Stanford (W, 20-17)	Oct. 14, 2017 vs. Boise State* (L, 14-37)
Recorded a Safety	Oct. 4, 2013 vs. Nevada* (W, 51-44 (ot))	Aug. 30, 2008 vs. Cal Poly (L, 27-29)
Allowed No Offensive Touchdowns	Nov. 5, 2016 vs. Hawai'i* (W, 55-0)	Oct. 21, 2017 vs. Fresno State* (L, 3-27)
Allowed 200 Yards or Less Total Offense	Oct. 8, 2016 vs. UNLV* (122)	Oct. 11, 2008 vs. Air Force* (165)
Allowed 100 Yards or Less Total Offense	Oct. 3, 2015 vs. Fresno State* (89)	Oct. 4, 2008 at TCU* (85)
Allowed 50 Yards or Less Rushing	Sept. 9, 2017 at Arizona State (44)	Nov. 13, 2010 at No. 3 TCU* (38)
Allowed 100 Yards or Less Rushing	Sept. 9, 2017 at Arizona State (44)	Nov. 30, 2013 at UNLV* (88)
Allowed 100 Yards or Less Passing	Sept. 16, 2017 vs. No. 19/19 Stanford (80)	Oct. 21, 2017 vs. Fresno State* (77)
Allowed 10 First Downs or Fewer	Sept. 16, 2017 vs. No. 19/19 Stanford (10)	Sept. 30, 2017 vs. Northern Illinois (10)

LAST TIME IT HAPPENED, cont.

TEAM

Did Not Commit a Turnover
 Recorded 6 or More Turnovers
 Recorded 5 or More Turnovers
 Intercepted 5 or More Passes
 Intercepted 4 or More Passes
 Intercepted 3 or More Passes
 Recovered 4 Fumbles
 Recovered 3 Fumbles

Scored a Defensive Touchdown
 Recorded 10 or More Tackles For Loss
 Recorded 5 or More Sacks
 No Penalties
 Time of Possession, 35 plus minutes

San Diego State

Sept. 30, 2017 vs. Northern Illinois (0)
 Sept. 5, 2015 vs. San Diego (6)
 Sept. 5, 2015 vs. San Diego (6)
 Sept. 5, 2015 vs. San Diego (5)
 Dec. 17, 2016 vs. Houston (4)
 Sept. 30, 2017 vs. Northern Illinois (3)
 Dec. 23, 2014 vs. Navy (4)
 Oct. 23, 2015 vs. Utah State* (3)

Sept. 30, 2017 vs. Northern Illinois (interception return)
 Dec. 17, 2016 vs. Houston (11)
 Sept. 9, 2017 at Arizona State (5)
 Sept. 23, 2017 at Air Force*
 Sept. 16, 2017 vs. No. 19/19 Stanford (41:14)

Opponent

Oct. 21, 2017 vs. Fresno State* (0)

Sept. 6, 2014 at No. 21 North Carolina (3)
 Nov. 16, 2013 at Hawai'i* (4)
 Sept. 26, 2015 at Penn State (3)

Oct. 14, 2017 vs. Boise State* (fumble return)
 Oct. 14, 2017 vs. Boise State* (12)
 Sept. 16, 2017 vs. No. 19/19 Stanford (6)
 Oct. 8, 2016 vs. UNLV*
 Nov. 19, 2016 at Wyoming* (36:43)

INDIVIDUAL

RUSHING

Rushing, 300 Yards or More
 Rushing, 250 Yards or More
 Rushing, 200 Yards or More
 Rushing, 150 Yards or More
 Rushing, 100 Yards or More
 Had two 100-yard rushers
 Rushing, 40 Times or More
 Rushing, 35 Times or More
 Rushing, 30 Times or More
 Rushing, 25 Times Or More
 Rushing, 4 Touchdowns or More
 Rushing, 3 Touchdowns or More
 Rushing, 2 Touchdowns or More
 Had a run of 80 yards or more
 Had a run of 70 yards or more
 Had a run of 60 yards or more
 Had a run of 50 yards or more

300, by Marshall Faulk vs. Hawai'i,* W - 52-28, Nov. 14, 1992
 281, by Donnel Pumphrey vs. California, W - 45-40, Sept. 10, 2016
 216, by Rashaad Penny at Arizona State, W - 30-20, Sept. 9, 2017
 170, by Rashaad Penny at UNLV*, W - 41-10, Oct. 7, 2017
 170, by Rashaad Penny at UNLV*, W - 41-10, Oct. 7, 2017
 117, by Rashaad Penny and 110, by Donnel Pumphrey at Wyoming, W - 27-24, Dec. 3, 2016
 40, by Lynell Hamilton vs. Wyoming*, W - 25-20, Oct. 25, 2003
 38, by Donnel Pumphrey at Fresno State*, W - 17-3, Oct. 14, 2016
 32, by Rashaad Penny vs. No. 19/19 Stanford, W - 20-17, Sept. 16, 2017
 25, by Rashaad Penny at UNLV*, W - 41-10, Oct. 7, 2017
 4, by Donnel Pumphrey vs. UNLV*, W - 34-17, Sept. 27, 2014
 3, by Rashaad Penny at Air Force*, W - 28-24, Sept. 23, 2017
 2, by Rashaad Penny at UNLV*, W - 41-10, Oct. 7, 2017
 95, by Rashaad Penny at Arizona State, W - 30-20, Sept. 9, 2017
 95, by Rashaad Penny at Arizona State, W - 30-20, Sept. 9, 2017
 95, by Rashaad Penny at Arizona State, W - 30-20, Sept. 9, 2017
 53, by Rashaad Penny at Air Force*, W - 28-24, Sept. 23, 2017

Passing, 500 Yards or More
 Passing, 400 Yards or More
 Passing, 300 Yards or More
 Attempted 50 or more passes
 Attempted 40 or more passes
 Attempted 30 or more passes
 Completed 40 or more passes
 Completed 35 or more passes
 Completed 30 or more passes
 Threw six touchdown passes
 Threw five touchdown passes
 Threw four touchdown passes
 Threw three touchdown passes
 Completed a pass of 80 yards or more
 Completed a pass of 70 yards or more
 Completed a pass of 60 yards or more
 Completed a pass of 50 yards or more

528, by Ryan Lindley vs. No. 25 Utah*, L - 34-38, Nov. 20, 2010
 413, by Ryan Lindley vs. Louisiana-Lafayette, L - 30-32, Dec. 17, 2011
 326, by Quinn Kaehler vs. Air Force*, W - 30-14, Nov. 21, 2014
 63, by Adam Dingwell vs. Eastern Illinois, L - 19-40, Aug. 31, 2013
 46, by Quinn Kaehler at UNLV*, L - 19-45, Nov. 30, 2013
 30, by Quinn Kaehler vs. Air Force*, W - 30-14, Nov. 21, 2014
 40, by Todd Santos vs. Stanford, L - 40-44, Oct. 17, 1987
 36, by Ryan Lindley vs. No. 25 Utah*, L - 34-38, Nov. 20, 2010
 30, by Ryan Lindley vs. No. 10 Boise State*, L - 35-52, Nov. 19, 2011
 6, by Ryan Lindley at Colorado State*, W - 42-28, Oct. 24, 2009
 6, by Ryan Lindley at Colorado State*, W - 42-28, Oct. 24, 2009
 4, by Ryan Lindley vs. Cal Poly, W - 49-21, Sept. 3, 2011
 3, by Christian Chapman vs. Hawai'i*, W - 55-0, Nov. 5, 2016
 89, by Christian Chapman to Fred Trevillion vs. Boise State*, L - 14-31, Oct. 14, 2017
 89, by Christian Chapman to Fred Trevillion vs. Boise State*, L - 14-31, Oct. 14, 2017
 89, by Christian Chapman to Fred Trevillion vs. Boise State*, L - 14-31, Oct. 14, 2017
 89, by Christian Chapman to Fred Trevillion vs. Boise State*, L - 14-31, Oct. 14, 2017

LAST TIME IT HAPPENED, cont.

INDIVIDUAL

RECEIVING

Caught 15 or more passes	15, by DeMarco Sampson at Colorado State*, W - 42-28, Oct. 24, 2009
Caught 10 or more passes	10, by Ezell Ruffin vs. No. 15 Fresno State*, L - 28-35 (ot), Oct. 26, 2013
Had 200 or more yards receiving	257, by DeMarco Sampson at Colorado State*, W - 42-28, Oct. 24, 2009
Had 150 or more yards receiving	160, by Mikah Holder vs. New Hampshire, W - 31-0, Sept. 3, 2016
Had 100 or more yards receiving	128, by Fred Trevillion vs. Boise State*, L - 14-31, Oct. 14, 2017
Had two 100-yard receivers	125, by Gavin Escobar and 102, by Colin Lockett vs. Fresno State, W - 35-28, Dec. 3, 2011
Caught three or more TDs	3, by Colin Lockett vs. Louisiana-Lafayette, L - 30-32, Dec. 17, 2011
Caught two or more TDs	2, by Mikah Holder vs. New Hampshire, W - 31-0, Sept. 3, 2016

TOTAL OFFENSE

Had 500 or more yards total offense	518, by Ryan Lindley vs. No. 25 Utah, L - 34-38, Nov. 20, 2010
Had 400 or more yards total offense	419, by Ryan Lindley vs. Louisiana-Lafayette, L - 30-32, Dec. 17, 2011
Had 100 yards both passing and rushing	229 (passing), 101 (rushing), by Kevin O'Connell at Brigham Young*, L - 16-49, Nov. 6, 2004

SCORING

Accounted for five or more TDs	5, by Ryan Katz vs. Hawai'i*, W - 52-14, Oct. 6, 2012
Accounted for four or more TDs	4, by Donnel Pumphrey vs. UNLV*, W - 34-17, Sept. 27, 2014
Accounted for three or more TDs	3, by Rashaad Penny at Air Force*, W - 28-24, Sept. 23, 2017

RETURNS

Returned a fumble for a touchdown	52, by Everett Beed vs. Air Force*, W - 28-9, Nov. 10, 2012
Returned an interception for a touchdown	83, by Tariq Thompson vs. Northern Illinois, W - 34-28, Sept. 30, 2017
Returned a kickoff for a touchdown	96, by Tariq Thompson vs. Northern Illinois, W - 34-28, Sept. 30, 2017
Returned a punt for a touchdown	66, by Damontae Kazee vs. UNLV, W - 38-7, Nov. 21, 2015
Returned a two-point conversion	by David Lamar at New Mexico State, W - 26-16, Sept. 28, 2013
Returned a blocked punt for a touchdown	by Freddy Keiaho vs. New Mexico*, L - 24-47, Oct. 22, 2005
Returned a blocked field goal for a touchdown	Has not happened since start of 2003 season

DEFENSE

Intercepted three or more passes	3, by Damontae Kazee vs. San Diego, W - 37-3, Sept. 5, 2015
Intercepted two or more passes	2, by Tariq Thompson vs. Northern Illinois, W - 34-28, Sept. 30, 2017
Recovered three or more fumbles	Never
Recovered two or more fumbles	2, by Kirk Morrison at New Mexico*, L - 8-15, Nov. 9, 2002
Recorded 15 or more tackles	15, by Nat Berhe at Nevada*, W - 39-38 (ot), Oct. 20, 2012
Recorded 10 or more tackles	10, by Ronley Lakalaka vs. Fresno State*, L - 3-27, Oct. 21, 2017
Recorded three or more quarterback sacks	3.0, by Jay Henderson vs. Northern Illinois, W - 34-28, Sept. 30, 2017
Recorded two quarterback sacks	3.0, by Jay Henderson vs. Northern Illinois, W - 34-28, Sept. 30, 2017
Recorded four tackles for loss	4.0, by Jay Henderson vs. Northern Illinois, W - 34-28, Sept. 30, 2017
Recorded three tackles for loss	4.0, by Jay Henderson vs. Northern Illinois, W - 34-28, Sept. 30, 2017

SPECIAL TEAMS

Scored 15 or more points kicking	16, by John Baron at Utah State*, - W, 40-13, Oct. 26, 2016
Scored 10 or more points kicking	11, by John Baron at UNLV*, W - 41-10, Oct. 7, 2017
Kicked five or more field goals	Never
Kicked four or more field goals	4, by John Baron at Utah State*, - W, 40-13, Oct. 26, 2016
Kicked three or more field goals	3, by John Baron at Arizona State, W - 30-20, Sept. 9, 2017
Kicked two field goals of 50 or more yards	51 and 50, by Chris O'Brien vs. New Mexico, W - 37-31, Nov. 17, 1984
Kicked a 50-yard field goal	50, by John Baron vs. UNLV*, W - 26-7, Oct. 8, 2016
Kicked a punt 70 or more yards	89, by Brian Stahovich at Wyoming*, W - 48-38, Oct. 30, 2010
Kicked a punt 60 or more yards	60, by Tanner Blain at Wyoming*, L - 33-34, Nov. 19, 2016
Punted nine or more times	10, by Brandon Hecklen vs. Northern Illinois, W - 34-28, Sept. 30, 2017
Totaled 100 or more kick return yards	113, by Rashaad Penny vs. Colorado State*, L - 31-63, Nov. 26, 2016
Totaled 100 or more punt return yards	106, by Lloyd Mills vs. South Alabama, L - 27-34 (ot), Sept. 19, 2015
Blocked a punt	by Kameron Kelly vs. UNLV*, W - 34-17, Sept. 27, 2014
Blocked a field goal	by Kyle Kelley at Penn State, L - 21-37, Sept. 26, 2015
Blocked a PAT	by Sam Meredith at New Mexico State, W - 26-16, Sept. 28, 2013