



Long Beach State Basketball

Roger Kirk - Associate Athletics Director, Communications & Broadcast | Office: (562) 985-7565 | Cell: (562) 505-0975
Email: Roger.Kirk@csulb.edu • www.longbeachstate.com



@LBSUMBB
@LBSU

2023-24 Long Beach State Schedule

November			
Thu. 2	Cal Lutheran (Exhib.)	W, 107-63	
Mon. 6	at Portland	WCC Net. L, 78-73	
Sat. 11	at DePaul	FS2 W, 77-73	
Tue. 14	at San Diego State	MW Net. 7 p.m.	
Fri. 17	at Michigan	B1G+ 4 p.m. PT	
<i>Gulf Coast Showcase</i>			
Mon. 20	Illinois State	FloHoops 10:30 a.m. PT	
Tue. 21	Iona/High Point	FloHoops TBA	
Wed. 22	TBA	FloHoops TBA	
Sun. 26	at Montana State	ESPN+ 1 p.m. PT	
December			
Sat. 2	Sacramento State	ESPN+ 4 p.m.	
Wed. 6	Life Pacific	ESPN+ 7 p.m.	
Sat. 10	at USC	Pac-12 1 p.m.	
Tue. 19	CS Dominguez Hills	ESPN+ 7 p.m.	
Thu. 28	at CS Fullerton	ESPN+ 7 p.m.	
Sat. 30	CSUN	SSN/ESPN+ 1 p.m.	
January			
Thu. 4	at Cal Poly	SSN/ESPN+ 7 p.m.	
Sat. 6	UC Riverside	ESPN+ 4 p.m.	
Thu. 11	at UC San Diego	ESPN+ 7 p.m.	
Sat. 13	at UC Santa Barbara	ESPN+ TBA	
Thu. 18	Hawai'i	SSN/ESPN+ 7 p.m.	
Thu. 25	UC Irvine	ESPN+ 7 p.m.	
Sat. 27	at UC Riverside	SSN/ESPN+ 1 p.m.	
February			
Thu. 1	at CS Bakersfield	ESPN+ 7 p.m.	
Sat. 3	UC San Diego	ESPN+ 4 p.m.	
Sat. 10	Cal Poly	ESPN+ 4 p.m.	
Thu. 15	at UC Davis	ESPN+ 6 p.m.	
Sat. 17	at CSUN	ESPN+ 5 p.m.	
Thu. 22	CS Bakersfield	ESPN+ 7 p.m.	
Sat. 24	at Hawai'i	ESPN+ TBA	
Thu. 29	CS Fullerton	ESPN+ 7 p.m.	
March			
Sat. 2	at UC Irvine	ESPN+ 7 p.m.	
Thu. 7	UC Santa Barbara	ESPN+ 7 p.m.	
Sat. 9	UC Davis	ESPN+ 3 p.m.	

All times Pacific and SUBJECT TO CHANGE
*ESPN Wild Card Game
Home games in **Bold**
•Big West Game



Long Beach State
Beach
(1-1, 0-0 Big West)



San Diego State
Aztecs
(1-1, 0-0 MW)

Game: Long Beach State at San Diego State
Date: Tuesday, November 14, 2023
Time: 7:00 p.m.
Location: San Diego, Calif.
Arena: Viejas Arena (12,414)
TV: Mountain West Network
TV Talent: Jon Schaeffer
Webcast: Mountain West Network
Radio: AM 760 (San Diego)
Live Stats: beachlivestats.com

Series History
SDSU leads 29-22

Streak
SDSU won 7
A: SDSU won 4

Last Meeting
SDSU 72, LBSU 42
November 30, 2021
San Diego, Calif.

RIGHT AWAY

• Long Beach State continues a season-opening eight-game road trip after a signature early win at DePaul with a familiar but daunting foe in defending NCAA runners-up San Diego State. The Beach and Aztecs will face each other for the first time since 2021 in the 62nd meeting between the programs, one of the Top 10 matchups in the history of Beach Basketball.

• The Beach returns all five starters from a season ago, as AJ George, Jadon Jones, Aboubacar Traore, Lassina Traore and Marcus Tsohonis are all back for the Beach. Additionally, major contributors in Amari Stroud and Chayce Polynice return as well. That returning core leaves Long Beach State as one of the favorites in the conference starting the year, picked second in the Preseason Big West Coaches Poll. The Beach is also receiving votes in the Mid-Major Top 25 to open the season.

• In total, Long Beach State returns over 75 percent of their scoring a rebounding and over 90 percent of their blocked shots from a season ago, one of just a handful of about 15 programs to return over 75% of a teams scoring in the NCAA.

• Lassina Traore was selected as First Team All-Big West and was chosen the Big West Newcomer of the Year after a dominant first season at the Beach. Traore also earned NABC All-District honors, finishing the season with 17 double-doubles which ranked 9th in the nation. Traore is one of just 10 returning players in the NCAA to average a double-double a season ago, closing the year averaging 12.9 points per game and a Big West leading 10.5 rebounds per game.

• Coming out of the Ivory Coast, Long Beach State's dynamic inside duo of Aboubacar Traore and Lassina Traore ranked 1 and 2 in the rebounding for the Big West. Lassina led the league with 10.5 rebounds per game, while Aboubacar was second at 8.8 per game. Reunited over 7,000 miles apart from where they met as youth national teammates and friends in Abidjan, Côte d'Ivoire, Lassina Traore joins Aboubacar Traore at the Beach where served as the starting frontcourt in all 33 games. Both were named to the Big West Preseason All-Conference team entering the year.



2023-24 BIG WEST STANDINGS - Nov. 13

	Big West			Overall		
	W	L	Pct.	W	L	Pct.
UC San Diego	0	0	--	2	0	1.000
UC Davis	0	0	--	2	1	.667
CSU Bakersfield	0	0	--	1	1	.500
CS Fullerton	0	0	--	1	1	.500
CSUN	0	0	--	1	1	.500
LBSU	0	0	--	1	1	.500
UC Irvine	0	0	--	1	1	.500
Cal Poly	0	0	--	1	2	.333
UC Riverside	0	0	--	1	2	.333
Hawai'i	0	0	--	0	0	.000
UCSB	0	0	--	0	1	.000

- Last Game Starters -

POS	#	Player	Ht	Wt	Yr.	PPG	Other	Hometown
G	0	Marcus Tsohonis	6-3	190	Sr.	19.5	2.5 RPG	Portland, Ore.
G	2	Isa Silva	6-4	190	Jr.	4.0	2.0 APG	Sacramento, Calif.
G	12	Jadon Jones	6-5	185	Jr.	14.0	35.3 3-FG%	Long Beach, Calif.
F	23	Lassina Traore	6-10	230	Jr.	10.0	9.5 RPG	Abidjan, Côte d'Ivoire
F	25	Aboubacar Traore	6-5	195	Jr.	14.0	9.0 RPG	Abidjan, Côte d'Ivoire
- Off The Bench -								
F	1	Amari Stroud	6-3	190	Sr.	3.0	2.5 RPG	Fresno, Calif.
G	4	Messiah Thompson	5-8	170	Sr.	5.0	2.5 APG	Atlanta, Ga.
G	10	AJ George	6-6	190	So.	5.5	5.5 RPG	Fresno, Calif.
G	11	Varick Lewis	6-3	190	Fr.	0.0	1 steal	Elk Grove, Calif.

- Reserves -

G	3	Maddox Monson	6-2	180	So.	--	--	Los Alamitos, Calif.
G	5	Jason Hart Jr.	6-2	175	R-Fr.	--	--	Los Angeles, Calif.
G	8	Eli Djordjevic	6-8	195	Fr.	0.0	0.0 RPG	White Rock, B.C.
C	13	Chayce Polynice	6-11	230	Sr.	--	--	Van Nuys, Calif.
F	40	Jeffrey Yan	6-9	260	Sr.	--	--	Shanghai, China

MEDIA INFORMATION

Long Beach State Athletic Communications
Walter Pyramid
1250 Bellflower Blvd.
Long Beach, CA 90840

Men's Basketball Contact..... Roger Kirk
Office Phone..... (562) 985-7565
Cell Phone..... (562) 505-0975
Email..... Roger.Kirk@csulb.edu
Website..... www.longbeachstate.com
Athletics Twitter..... @LBSUAthletics
Basketball Twitter..... @LBSUMBB
Dan Monson Twitter..... @CoachDMonson

MEDIA AVAILABILITY

Head Coach Dan Monson and players will be available after the conclusion of practices. Interviews may also be set up outside of practice with approval from the men's basketball contact. No interviews will be conducted on scheduled days off. To set up an interview, please contact Roger Kirk at least 24 hours in advance.

GAME CREDENTIALS

Seating in the Walter Pyramid press areas are solely for credentialed media. To request a credential, please call or email Roger Kirk. A request does not guarantee a credential and will be approved on a case-by-case basis. Members of the media covering LBSU on the road should request a credential through LBSU athletic communications.

CREDENTIAL PICKUP

Credentials will be available at the will call table outside the main gold entrance to the Walter Pyramid, underneath the stairs. Parking codes will be sent via email if one has been provided.

POST-GAME PROCEDURE

LBSU's locker room is closed to the media. Head Coach Dan Monson and select players will be brought to the Communications and Broadcast Production Room after a brief cooling off period where they will be available to the media to answer questions.

QUICK FACTS

UNIVERSITY

LOCATION LONG BEACH, CALIF.
FOUNDED 1949
ENROLLMENT 39,359
NICKNAME BEACH
SCHOOL COLORS BLACK AND GOLD
CONFERENCE BIG WEST
PRESIDENT DR. JANE CLOSE CONOLEY
ATHLETICS DIRECTOR BOBBY SMITHERAN
SWA TIFFANY EDLIN

FACILITY INFORMATION

ARENA WALTER PYRAMID
OPENED 1994
CAPACITY 4,200
LIVESTATS WWW.BEACHLIVESTATS.COM

BASKETBALL INFORMATION

2022-23 OVERALL RECORD 17-16
2022-23 CONFERENCE RECORD 11-9
REGULAR SEASON FINISH 7TH
STARTERS R/L 5/0
LETTERWINNERS R/L 9/3
NEWCOMERS 4
HEAD COACH DAN MONSON (17TH YEAR)
ALMA MATER IDAHO, 1985

BASKETBALL HISTORY

ALL-TIME RECORD 1,070-985
NIT APPEARANCES 8
80, 88, 90, 92, 00, 11, 13, 16
NCAA APPEARANCES 9
70, 71, 72, 73, 77, 93, 95, 07, 12
BIG WEST TITLES 15
70-77, 96, 00, 07, 11-13, 21

NEWS & NOTES

• Rebounding was a major strength for Long Beach State in the 2023-24 season behind the two Traores. In total, Long Beach State ranked third in rebounds per game in the nation and was just one of seven programs in the NCAA to grab over 40 rebounds per game as a team.

• The Ivory Coast duo combined to record 29 double-doubles on the season, bettered only by National Player of the Year Zach Edey and Caleb Furst with 30 and national leaders Joel Soriano and David Jones of St. John's who had 32. Only Azoulas Tubelis and Oumar Ballo of #17 Arizona joined the Traores as teammates to combine for 10 or more double-doubles this season.

• Long Beach State legend Larry Anderson has joined the coaching staff as the team's third assistant. One of the "Fab Four" for the Beach that started for four straight years leading to the 2011-12 NCAA Tournament appearance, Anderson is the program's steals record holder and ranks in the Top 10 in career scoring, rebounding and assists at LBSU as one of the best all-around players to ever put on the uniform at Long Beach State.

• Under Dan Monson, Long Beach State is now 12-70 against Power 6 conference opponent foes. After Saturday's 77-73 win at DePaul, Long Beach State has won two straight games against Big East competition after a 66-65 win over Providence as part of the 2021 Wooden Legacy.

PLAYER NOTES

• A dominant season on the glass helped Lassina Traore earn multiple honors in his first season at Long Beach State after transferring from Saint Louis. Traore was named the Big West Newcomer of the Year after leading the league in rebounding at 10.5 per game and coming in second on the active team with 12.9 points per game. A second-team All-District pick, Traore also earned First-Team All-Big West honors. Traore picked up his first double-double of the season with 17 points and 11 rebounds at DePaul.

• The 17 double-doubles for Lassina Traore in 2022-23 matched the program's single-season high, set twice by T.J. Robinson. Additionally, his 347 total rebounds on the year ranked second in school history, nine fewer than the record set by Dave Jones in the 1960-61 season.

SEASON REBOUNDS		
1.	Dave Jones	358
T2.	Lassina Traore	347
T2.	TJ Robinson (11-12)	347
4.	TJ Robinson (10-11)	344
5.	Bill Baron	334

SEASON DOUBLE-DOUBLES		
T1.	Lassina Traore (22-23)	17
T1.	TJ Robinson (11-12)	17
T1.	TJ Robinson (09-10)	17
4.	TJ Robinson (10-11)	16

• Marcus Tsohonis is averaging 19.5 points per game for Long Beach State after scoring 22 against DePaul in the victory on the road in Chicago. Last season's leading scorer, Tsohonis has scored over 20 points for the Beach on seven occasions, and set the Long Beach State program record with 46 points at UC San Diego in 2022-23. The senior needs 40 points to reach 1,000 Division I points in his career with stops at Washington, VCU and Long Beach State.

• Aboubacar Traore avoided a sophomore slump, putting up another outstanding season in rebounding while increasing his offensive output in his second season. Traore, who set the modern era record at LBSU with 23 rebounds in a game in 2021-22 averaged 8.8 rebounds per game while increasing his scoring to 10.1 points per game in 2022-23. Additionally, Traore took over as the team's leader in assists, finishing the year with 114 assists, an average of 3.5 per game that ranked 7th in the Big West.

• Aboubacar Traore became the 19th player in program history to record 500 career rebounds just under two seasons, and currently ranks 12th at the Beach with 567 career rebounds. Additionally, the junior is rounding into a nightly triple-double threat, and has the chance to join a legendary trio of players at the Beach who have scored 1,000 points, grabbed 500 rebounds and made 300 assists in their career.

Long Beach State 1000 Points/500 Rebounds/300 Assists			
Name	Points	Rebounds	Assists
Lucious Harris	2,312	581	342
Ed Ratleff	1,758	710	410
Larry Anderson	1,538	591	362
Aboubacar Traore	628	567	163

• The 2021-22 Big West Defensive Player of the Year, Jadon Jones closed the season with 45 steals and 22 blocks, leading Long Beach State in both categories despite missing six games. Leading the Beach in 3-pointers made in 2022-23, Jones averaged 8.3 points per game as an all-around threat for the Beach. Jones became the 18th player to hit 100 3-pointers at LBSU and currently ranks 9th in program history with 147 made 3-pointers.

• The Beach has four players who are on pace to reach the 1,000 career point milestone, a club with just 24 members at Long Beach State. Junior Jadon Jones is the closest at 753 career points, though the Traores and sophomore AJ George are all also on track to reach the milestone before the end of their careers at Long Beach State.

NCAA Rebounds/Game		
1.	Alabama	44.7
2.	UAB	40.9
3.	Long Beach State	40.6
4.	Utah Valley	40.3
5.	Col. of Charleston	40.3
6.	St. John's	40.1
7.	Eastern Kentucky	40.0

- AJ George had an impressive debut season for the Beach. Ultimately starting 25 games, George was fifth on the team in scoring at 8.6 points per game while adding 3.1 rebounds per game and generally serving as the primary perimeter defender for the Beach. George shot .562 from the field on the year and shot 41.4 percent from distance as well. George led the Beach in scoring on three occasions and scored in double-figures in the last six games of the year.
- Senior Amari Stroud also played big role off of the bench for Long Beach State last season. Averaging 5.2 points per game, Stroud increased his role in Big West action, and averaged 6.7 points and 3.8 rebounds per game in league play this season after transferring in from junior college. Stroud is an outstanding defender and active big man who complements the up-tempo pace favored by the team.
- Senior Chayce Polynice also returns for LBSU. Playing in 23 games after transferring in from the College of Southern Idaho, Polynice averaged 3.3 points and 1.6 rebounds per game with pair of double-figure scoring contests on the year.
- Among the reserves, Jeffrey Yan has played in 47 games as he enters his sixth at the Beach, bringing a veteran presence to Long Beach State's forward depth. Son of head coach Dan Monson, Maddox Monson has also featured this season in a depth role, making the biggest impact at UC San Diego, where he made the steal and assist leading to AJ George's game-winner in triple overtime.
- Long Beach State returns two medical redshirts as well. Shaumba Ngoyi is a promising big man who lost the 2022-23 season with a preseason knee injury, while guard Jason Hart Jr. played in five games before his season ended prematurely.
- The Beach has turned to a pair of Division I transfers to help supplement the team's guard depth, part of four newcomers joining Long Beach State in 2023-24. Isa Silva was a consensus national Top 100 recruit coming out of Jesuit High School in Sacramento two seasons a year ago, and comes to the Beach after two years in the rotation with Stanford, playing 64 games with the Cardinal. Messiah Thompson also joins the Beach as a graduate transfer, having scored 902 points over four seasons in Division I with Campbell and Alabama A&M. At Alabama A&M a season ago, Thompson averaged 10.8 points per game and shot 40.8 percent from three.
- Two true freshman will also look to make an impact for Long Beach State this season. Eli Djordjevic is a 6-8 guard out of White Rock, B.C. A Canadian youth team stalwart in international competition, Djordjevic will pose a matchup problem with his size. Another guard in 6-3 freshman Varick Lewis looks to be another shooter, coming from Monterey Trail High School in Elk Grove, Calif. where he averaged over 20 points per game.

THIS AND THAT

- Long Beach State continues to have an outstanding record in the Walter Pyramid. Since the start of the 2008-09 season, the Beach has piled up a 130-41 record at home, winning nearly 80% of their games in the iconic building. Per *Ken Pomeroy*, Long Beach State also sports the best home court advantage in the Big West.
- Head Coach Dan Monson is the winningest coach at Long Beach State, with more victories than basketball luminaries such as Jerry Tarkanian, Tex Winter, and Seth Greenberg who have also coached at the Beach. The Beach now has over 1,000 wins in program history, with Monson having won over 250 of those games. Monson also captured his 400th career win over three stops at Gonzaga, Minnesota and the Beach Feb. 8 at home against Cal State Fullerton. Monson also claimed his fourth Big West Coach of the Year award for his efforts in leading the Beach to the 2021-22 Big West regular season title.
- The Monson family legacy continues here at the Beach, as a third generation of the family joins the coaching ranks. Dan Monson's father Don Monson was a Division I head coach as well, leading Idaho and Oregon. Now, in addition to Maddox Monson joining the program as a walk-on, MicGuire Monson is also collaborating with the coaching staff in 2022-23 as a Graduate Assistant.
- In terms of legacy, the Beach also has a pair of sons of NBA veterans on the team. Jason Hart Sr. was a standout point guard at Syracuse before a ten-year NBA career, and is currently the head coach of the NBA G-League Ignite. Olden Polynice, father of Chayce Polynice played college ball at Virginia and was a Top 10 NBA Draft Pick. Polynice then played for 15 years in the NBA, scoring over 8,000 career points with 7,000 career rebounds.



Team Comparison



Category	Overall	Overall
Record	1-1	1-1
Conference Record	0-0	0-0
Home Record	0-0	1-0
Away Record	1-1	0-1
Neutral Record	0-0	0-0
NET Ranking	N/A	N/A
KenPom^	121	31

Individual Leaders

Points/Game	Tsohonis, 19.5	LeDee, 24.0
Rebounds/Game	L. Traore, 9.5	LeDee, 8.5
Assists	A. Traore, 6	Butler, 10
Blocks	A. Traore, 3	3 players, 2
Steals	Jones, 7	Saunders, 6

Team Stats

Offense	75.0	74.0
Defense	75.5	65.5
Scoring Margin	-0.5	8.5
FG%	40.8%	45.0%
3-FG%	27.9%	28.6%

Last Meeting With San Diego State



Official Basketball Box Score - Game Totals - Final Statistics
 Long Beach St. vs San Diego St.
 11/30/21 7:00 pm at San Diego, CA

Long Beach St. 47 - 2-5,0-0 Big West

#	Player	Total			3-Ptr			Rebounds			PF	TP	A	TO	Blk	Stl	Min
		FG-FGA	FT-FTA	Reb	FG-FGA	FT-FTA	Off	Def	Tot								
02	Roberts, Jordan	f	2-5	0-0	1-3	1	5	6	0	5	0	2	0	0	0	20	
03	Cobb, Drew	g	1-2	0-1	2-2	2	2	4	0	4	0	1	0	0	19		
11	Murray, Joel	g	3-13	0-1	0-0	0	1	1	0	6	2	3	0	1	25		
12	Jones, Jaden	g	3-9	0-4	0-0	1	3	4	2	6	0	3	1	1	25		
25	Traore, Aboubacar	g	3-5	0-0	0-4	2	5	7	4	6	1	1	0	0	20		
00	Rhoden, RJ	g	0-0	0-0	0-0	0	0	0	0	0	0	1	0	0	4		
05	Scott, Eddie	g	1-1	0-0	0-0	0	1	1	3	2	1	0	0	0	11		
13	Mansel, Romelle	g	1-2	0-0	0-2	0	1	1	1	2	2	0	0	0	12		
14	Slater, Colin	g	3-8	0-2	2-2	0	1	1	1	8	0	3	0	0	21		
22	Neal, AJ	g	0-3	0-1	2-2	1	0	1	1	2	0	1	0	1	11		
24	Hampton, Joe	g	1-5	0-1	3-5	0	4	4	2	5	0	4	0	1	19		
31	Rotegaard, Tobias	g	0-1	0-1	1-2	0	1	1	1	1	0	0	0	0	9		
40	Yan, Jeffrey	g	0-1	0-0	0-0	1	0	1	0	0	0	0	0	0	4		
Team						3	1	4									
Totals			18-55	0-11	11-22	11	25	36	15	47	6	19	2	4	200		
FG % 1st Half:		9-29	31.0%	2nd half:	9-26	34.6%	Game:		18-55	32.7%	Deadball						
3FG % 1st Half:		0-7	0.0%	2nd half:	0-4	0.0%	Game:		0-11	0.0%	Rebounds		5.2				
FT % 1st Half:		3-5	60.0%	2nd half:	8-17	47.1%	Game:		11-22	50.0%							

San Diego St. 72 - 5-2,0-0 Mountain

#	Player	Total			3-Ptr			Rebounds			PF	TP	A	TO	Blk	Stl	Min
		FG-FGA	FT-FTA	Reb	FG-FGA	FT-FTA	Off	Def	Tot								
00	Keshad Johnson	f	4-6	0-0	0-0	0	3	3	4	8	1	1	0	2	18		
31	Nathan Mensah	f	0-3	0-1	0-0	2	9	11	4	0	2	2	2	2	23		
03	Matt Bradley	g	4-8	1-2	3-4	0	7	7	4	12	2	3	0	1	25		
04	Trey Pulliam	g	7-9	1-1	1-2	0	1	1	2	16	5	2	0	2	23		
10	Lamont Butler	g	3-5	1-2	4-4	0	1	1	1	11	3	3	1	3	25		
05	Keith Dimwidie	g	4-9	2-7	2-2	0	2	2	1	12	1	1	0	1	21		
14	Cade Alger	g	0-3	0-2	0-0	0	0	0	1	0	0	0	0	1	3		
20	Chad Baker-Mazara	g	2-7	1-3	2-2	0	2	2	0	7	1	1	2	1	19		
21	Jared Barnett	g	0-1	0-0	0-0	0	0	0	0	0	0	0	0	0	3		
22	Tahirou Diabate	g	1-4	0-0	1-2	2	2	4	1	3	0	0	1	0	9		
23	Joshua Tomaic	g	0-1	0-1	0-0	1	0	1	2	0	0	0	2	0	17		
24	Tyler Broughton	g	0-0	0-0	0-0	1	0	1	0	0	0	1	0	0	2		
33	Aguek Arop	g	1-3	1-2	0-0	1	0	1	1	3	0	0	0	0	10		
42	Triston Broughton	g	0-1	0-0	0-0	0	0	0	1	0	0	0	0	0	2		
Team						1	3	4									
Totals			26-60	7-21	13-16	8	30	38	22	72	15	14	8	13	200		
FG % 1st Half:		11-27	40.7%	2nd half:	15-33	45.5%	Game:		26-60	43.3%	Deadball						
3FG % 1st Half:		4-11	36.4%	2nd half:	3-10	30.0%	Game:		7-21	33.3%	Rebounds		2.2				
FT % 1st Half:		9-10	90.0%	2nd half:	4-6	66.7%	Game:		13-16	81.3%							

Officials: Nate Harris, Shawn Lehigh, Gregory Nixon

Technical fouls: Long Beach St.-None. San Diego St.-None.

Attendance: 11917

2021-22 Men's Basketball. Round: 0. Long Beach St. vs San Diego St. Played at

Score by periods	1st	2nd	Total
Long Beach St.	21	26	47
San Diego St.	35	37	72

Points	In Paint	Off T/O	2nd Chance	Fast Break	Bench
LBSU	32	11	8	9	20
SDSU	24	13	10	22	25

Last FG - LBSU 2nd-03:15. SDSU 2nd-02:58.

Largest lead - LBSU by 11:15:58. SDSU by 28 2nd-03:42.

LBSU led for 02:27. SDSU led for 36:31. Game was tied for 01:02.

Last Five Games Against ... San Diego State (0-5)

Date	Location	Result	LBSU Leading Scorer	LBSU Leading Rebounder
11/30/21	Viejas Arena	L, 72-47	Colin Slater (8)	Aboubacar Traore (7)
12/1/15	Walter Pyramid	L, 76-72	Nick Faust (20)	Gabe Levin (10)
12/10/14	Viejas Arena	L, 60-59	Mike Caffey (20)	Mike Caffey/David Samuels (3)
11/19/11	Viejas Arena	L, 77-73 (OT)	Casper Ware (26)	TJ Robinson (13)
11/13/10	Walter Pyramid	L, 81-65	TJ Robinson (18)	TJ Robinson (9)



SPECIALTY STATS

*LBSU Only

30-Point Games		
Player	2023-24	Career
Marcus Tsohonis	-	1

20-Point Games		
Player	2023-24	Career
Marcus Tsohonis	1	9
Jadon Jones	1	5
Lassina Traore	-	2
AJ George	-	1

Double-Digit Scoring Games		
Player	2023-24	Career
Aboubacar Traore	2	35
Marcus Tsohonis	2	22
Jadon Jones	1	37
Lassina Traore	1	26
AJ George	-	13
Amari Stroud	-	3
Chayce Polynice	-	2

Double-Digit Rebounding Games		
Player	2023-24	Career
Lassina Traore	1	19
Aboubacar Traore	-	22
Jadon Jones	-	1

Double-Digit Assist Games		
Player	2023-24	Career

Double-Doubles		
Player	2023-24	Career
Lassina Traore	1	18
Aboubacar Traore	-	19
Jadon Jones	-	1

Leading Scorer: (Includes Co)		
Player	2023-24	Career
Jadon Jones	1	10
Marcus Tsohonis	1	10
Lassina Traore	-	9
AJ George	-	3
Aboubacar Traore	-	3

Leading Rebounder: (Includes Co)		
Player	2023-24	Career
Aboubacar Traore	1	36
Lassina Traore	1	22
Jadon Jones	-	9
Amari Stroud	-	1
Marcus Tsohonis	-	1

Starts		
Player	2023-24	Career
Jadon Jones	2	63
Aboubacar Traore	2	59
Lassina Traore	2	35
Marcus Tsohonis	2	23
Isa Silva	2	2
AJ George	-	25
Jeffrey Yan	-	1

OVER 30 POINT GAMES IN MONSON ERA

Player (Date)	Points	Opponent	Player (Date)	Points	Opponent
Marcus Tsohonis (1/21/23)	46	UC San Diego	Deishuan Booker (3/2/19)	31	Cal Poly
Gabe Levin (2/3/18)	45	UC Davis	Deishuan Booker (11/9/18)	31	UCLA
Casper Ware (2/9/12)	38	Pacific	T.J. Robinson (12/11/10)	31	North Carolina
Bryan Alberts (1/5/19)	35	Bethesda	Colin Slater (3/11/22)	30	UC Santa Barbara
Nick Faust (1/28/16)	34	UCSB	Joel Murray (11/15/21)	30	UCLA
Mike Caffey (1/29/15)	34	CS Fullerton	Nick Faust (3/2/16)	30	CS Fullerton
Deishuan Booker (1/19/19)	33	CS Fullerton	Casper Ware (1/19/12)	30	Cal Poly
Casper Ware (3/10/12)	33	UCSB	Donovan Morris (11/30/08)	30	NMSU
Donovan Morris (3/8/08)	33	UCSB	Donovan Morris (2/9/08)	30	Pacific
Deishuan Booker (1/12/19)	32	UC Davis			
Donovan Morris (2/16/08)	32	CS Bakersfield			
Donovan Morris (1/10/08)	32	Pacific			
Deishuan Booker (3/2/19)	31	Cal Poly			
Deishuan Booker (11/9/18)	31	UCLA			
T.J. Robinson (12/11/10)	31	North Carolina			

INDIVIDUAL SUPERLATIVES

POINTS

Jadon Jones, 23 at Portland, 11/6/23
 Marcus Tsohonis, 22 at DePaul, 11/11/23
 Marcus Tsohonis, 17 at Portland, 11/6/23
 Lassina Traore, 17 at DePaul, 11/11/23
 Aboubacar Traore, 16 at Portland, 11/6/23

REBOUNDS

Lassina Traore, 11 at DePaul, 11/11/23
 Aboubacar Traore, 9 at Portland, 11/6/23
 Lassina Traore, 9 at DePaul, 11/11/23
 Lassina Traore, 8 at Portland, 11/6/23

ASSISTS

Aboubacar Traore, 5 at Portland, 11/6/23
 Mesisah Thompson, 4 at Portland, 11/6/23
 Isa Silva, 4 at DePaul, 11/11/23
 Messiah Thompson, 3 at DePaul, 11/11/23

STEALS

Jadon Jones, 4 at DePaul, 11/11/23
 Jadon Jones, 3 at Portland, 11/6/23
 AJ George, 2 at Portland, 11/6/23

BLOCKS

Aboubacar Traore, 2 at DePaul, 11/11/23
 Aboubacar Traore, 1 at Portland, 11/6/23
 Jadon Jones, 1 at Portland, 11/6/23
 AJ George, 1 at Portland, 11/6/23
 AJ George, 1 at DePaul, 11/11/23

3-POINT FIELD GOALS MADE

Jadon Jones, 5 at Portland, 11/6/23
 Marcus Tsohonis, 2 at Portland, 11/6/23
 Marcus Tsohonis, 2 at DePaul, 11/11/23

TEAM SUPERLATIVES

POINTS

77, at DePaul, 11/11/23
 73, at Portland, 11/6/23

REBOUNDS

45, at DePaul, 11/11/23
 39, at Portland, 11/6/23

ASSISTS

14, at Portland, 11/6/23
 11, at DePaul, 11/11/23

STEALS

8, at Portland, 11/6/23
 4, at DePaul, 11/11/23

FIELD GOALS MADE

28, at DePaul, 11/11/23
 25, at Portland, 11/6/23

FIELD GOAL PERCENTAGE

45.9%, at DePaul, 11/11/23
 36.2%, at Portland, 11/6/23

3-POINT FIELD GOALS MADE

8, at Portland, 11/6/23
 4, at DePaul, 11/11/23

3-POINT FIELD GOAL PERCENTAGE

28.8%, at DePaul, 11/11/23
 27.6%, at Portland, 11/6/23

Last Time Out

Long Beach State 77, DePaul 73



Official Basketball Box Score - Final
Long Beach St. at DePaul
 11/11/23 Wintrust Arena, Chicago
 DePaul vs. Long Beach State

Game Time: 9:00 PM
 Game Duration: 2:16
 Attendance: 2,651

Officials: Lamar Simpson, Tim Clougherty, Mike Pabau

CHICAGO – Long Beach State had a 17-0 run in the first half as part of a dominant first 20 minutes, and the Beach found enough big plays from their veterans to hold off a charge from the home team in the second half to come away with a 77-73 win over DePaul.

For Long Beach State (1-1), the win in Chicago marked the second straight Big East win for the program, as the Beach defeated Providence in the last tilt of the Big East vs. Big West for LBSU.

DePaul (0-2) scored the first basket of the game, but Long Beach State answered with an 8-0 run, sparked by stifling defense that lasted through the first half as the Beach held the Blue Demons to just 24 percent shooting and only 21 points.

The big push for Long Beach State came as part of a 17-0 run capped by a transition three from Jadon Jones, giving the Beach a 33-11 lead on the way to a 37-21 halftime edge.

Long Beach State finished with a 45-28 rebounding edge, helped by 15 offensive rebounds that offset DePaul chipping away at the LBSU lead. That came in the midst of a great individual battle between Marcus Tsohonis and DePaul's Elijah Fisher, who finished with 25 points.

Tsohonis had 22 points himself, however, including 18 in the second half to help keep pace for the Beach as DePaul turned around their offensive output. A Fisher basket brought the Long Beach State lead back to single digits with just under 14 minutes to play and the cushion would hover around six for most of the rest of the contest.

An Aboubacar Traore putback kept the lead at six points with 1:15 to play, but two K.T. Raimey 3-pointers kept the Blue Demons within striking distance in the final minute. Jones knocked down a pair of free throws with 12 seconds left to keep the lead at three, and a final stop and rebound for the Beach grabbed an early signature win, the 12th Power 6 conference win coming under Dan Monson.

Junior Lassina Traore finished with 17 points and 11 rebounds for his first double-double of the season, while Aboubacar was close with 12 points and 9 rebounds to go with two blocks. Jones had four steals while leading the defensive effort for the Beach.

The road swing continues for Long Beach State who will face two high-profile opponents next week, traveling to face last year's NCAA finalists San Diego State before playing Michigan for the first time since the 2013 season.

Long Beach St. - 77

Record: 1-1

NO.	Name	Min	FG		3P		FT		Rebounds		Fouls		TP	AS	TO	ST	Blocks			+/-	Shooting By Period		
			M-A	M-A	M-A	M-A	OR	DR	TOT	PF	FD	BS					BS	BA	1st		2nd	3rd	
23	Lassina Traore	F 33:38	7-11	0-0	3-4	1	10	11	3	4	17	0	2	0	2	0	0	1	5	1st FG%	16-34	47.1%	
25	Aboubacar Traore	F 36:03	5-8	0-0	2-6	2	7	9	2	4	12	1	3	0	2	0	-1	1	3PT%	4-4	100%		
0	Marcus Tsohonis	G 28:36	8-16	2-5	4-6	1	1	2	3	3	22	1	0	0	0	1	-6	2nd FG%	12-27	44.4%			
2	Isa Silva	G 25:20	1-4	0-1	2-4	2	2	4	2	6	4	4	4	0	0	1	-9	3PT%	3-7	42.9%			
12	Jadon Jones	G 26:13	1-6	1-5	2-2	1	3	4	1	1	5	3	2	4	0	1	9	FT%	13-22	59.1%			
1	Amani Stroud	09:21	3-6	0-0	0-0	3	0	3	4	0	6	1	1	0	0	1	4	GM FG%	28-61	45.9%			
10	AJ George	27:15	1-5	0-0	2-2	2	4	6	3	1	4	0	2	0	1	2	10	3PT%	4-14	28.6%			
4	Messiah Thompson	15:22	2-5	1-3	2-2	0	0	0	0	2	7	1	0	0	0	1	11	FT%	17-26	65.4%			
11	Varrick Lewis	01:12	0-0	0-0	0-0	0	0	0	0	0	0	0	0	0	0	0	-3						
Team										3	3	6										DePaul Rebounds: 5, 0	
Totals			28-61	4-14	17-26	15	30	45	18	21	77	11	15	4	3	8	4						

DePaul - 73

Record: 0-2

NO.	Name	Min	FG		3P		FT		Rebounds		Fouls		TP	AS	TO	ST	Blocks			+/-	Shooting By Period		
			M-A	M-A	M-A	M-A	OR	DR	TOT	PF	FD	BS					BS	BA	1st		2nd	3rd	
21	Da'Sean Nelson	F 29:57	1-7	0-1	0-2	1	0	1	3	5	2	3	1	1	0	1	-12	1st FG%	6-25	24.0%			
25	Jeremiah Oden	F 33:51	3-8	3-7	4-4	1	4	5	2	2	13	0	1	1	0	1	-6	3PT%	2-11	18.2%			
2	Chico Carter, Jr.	G 34:06	3-10	0-5	3-3	0	2	2	3	2	9	0	2	3	1	2	0	1	FT%	7-11	63.6%		
10	Jaden Henley	G 10:40	0-3	0-0	0-0	0	2	2	1	0	0	2	3	0	0	0	-5	2nd FG%	20-34	58.8%			
23	Caleb Murphy	G 35:12	6-8	0-0	2-4	1	6	7	5	3	14	4	2	3	1	0	-9	3PT%	7-9	77.8%			
22	Elijah Fisher	27:02	10-14	1-3	4-5	1	2	3	3	5	25	1	2	0	1	0	1	GM FG%	26-59	44.1%			
5	Churchill Abass	16:03	0-3	0-0	0-0	1	2	3	2	0	0	0	0	0	4	0	9	3PT%	7-21	33.3%			
4	K.T. Raimey	13:09	3-6	3-5	1-2	0	2	2	2	1	10	0	0	0	0	1	1	FT%	14-20	70.0%			
Team										2	1	3										DePaul Rebounds: 2, 1	
Totals			26-59	7-21	14-20	7	21	28	21	18	73	16	12	6	8	3	-4						

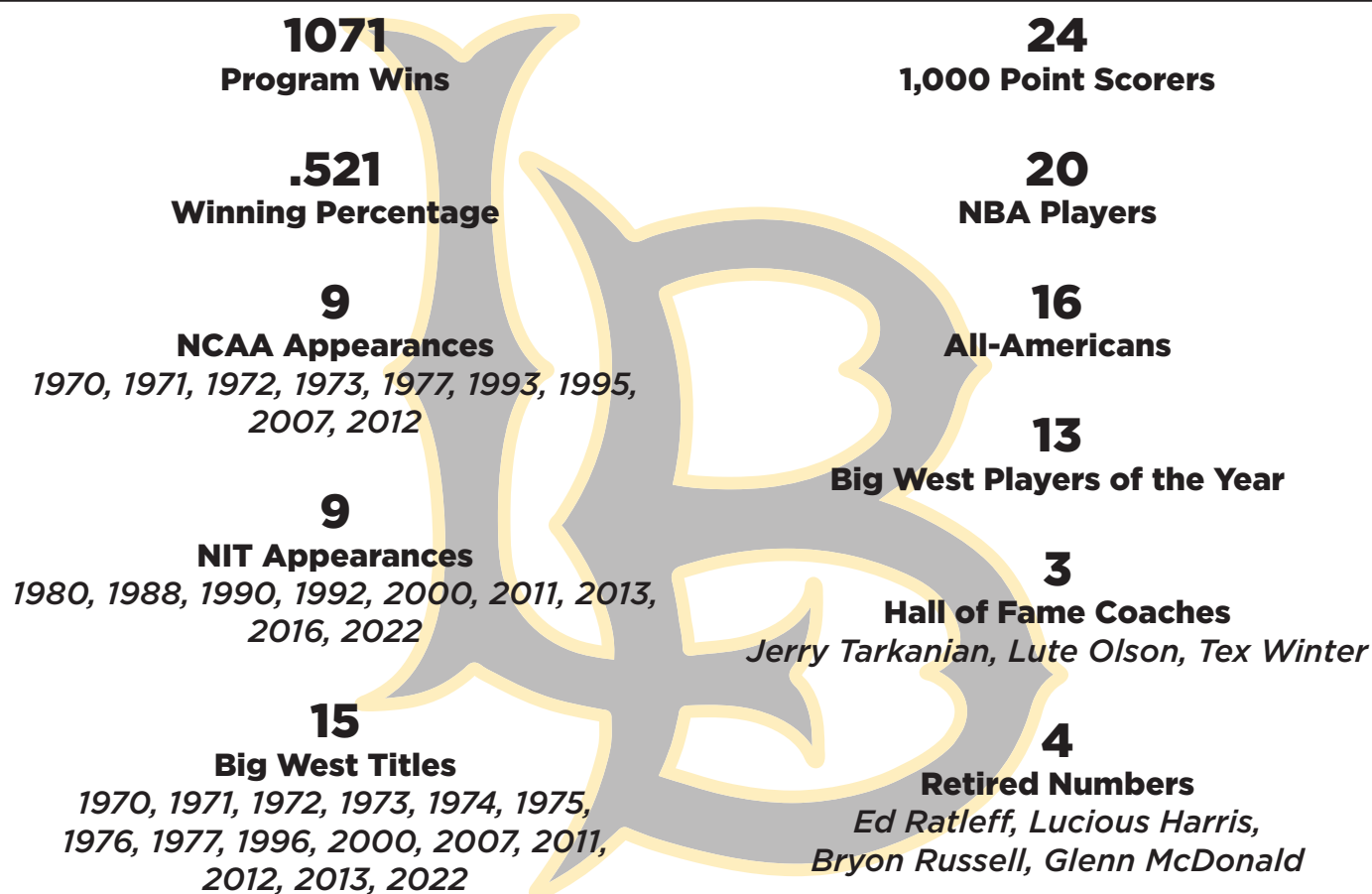
	LBSU		DPU		Points from		LBSU DPU		Period by Period Scoring			
	1st	2nd	1st	2nd	Turnovers	Paint	1st	2nd	TOT	LBSU	DPU	
Biggest lead	22 (1st 6:11)	3 (1st 19:33)	Turnovers	15	11	Paint	34	32				
Best Scoring Run	17 (1st 6:11)	8 (2nd 14:11)	Second Chance	16	10	Fast Breaks	15	20				
Lead Changes	1		Bench	17	35	Period by Period Scoring	1st	2nd	TOT	37	40	77
Times Tied	1					DPU	21	52	73			
Time with Lead	36:56	01:50										



2023-24 Long Beach State Starting Lineups

Date	Opponent	W/L	Guard (1)	Guard (2)	Wing (3)	Forward (4)	Forward (5)
11/2	Cal Lutheran (Exhib.)	W	Silva	Tsohonis	Jones	A. Traore	L. Traore
11/6	at Portland	L	Silva	Tsohonis	Jones	A. Traore	L. Traore
11/11	at DePaul	W	Silva	Tsohonis	Jones	A. Traore	L. Traore
11/14	at San Diego State						
11/17	at Michigan						
11/20	vs. Illinois State						
11/21	vs. TBA						
11/22	vs. TBA						
11/26	at Montana State						
12/2	Sacramento State						
12/6	Life Pacific						
12/10	at USC						
12/19	CS Dominguez Hills						
12/28	at CS Fullerton						
12/30	CSUN						
1/4	at Cal Poly						
1/6	UC Riverside						
1/11	at UC San Diego						
1/13	at UC Santa Barbara						
1/18	Hawai'i						
1/25	UC Irvine						
1/27	at UC Riverside						
2/1	at CSU Bakersfield						
2/3	UC San Diego						
2/10	Cal Poly						
2/15	at UC Davis						
2/17	at CSUN						
2/22	CSU Bakersfield						
2/24	at Hawai'i						
2/29	CS Fullerton						
3/2	UC Irvine						
3/7	UC Santa Barbara						
3/9	UC Davis						

Beach Basketball: A Championship Tradition



2023-24 Statistical Leaders

Date	Opponent	W/L	Points	Rebounds	Assists	Steals	Blocks
11/2	Cal Lutheran (Exhib.)	W	L. Traore (18)	L. Traore (7)	Thompson (8)	Jones (5)	A. Traore (3)
11/6	at Portland	L	Jones (23)	A. Traore (9)	A. Traore (5)	Jones (3)	3 players (1)
11/11	at DePaul	W	Tsohonis (22)	L. Traore (11)	Silva (4)	Jones (4)	A. Traore (2)
11/14	at San Diego State						
11/17	at Michigan						
11/20	vs. Illinois State						
11/21	vs. TBA						
11/22	vs. TBA						
11/26	at Montana State						
12/2	Sacramento State						
12/6	Life Pacific						
12/10	at USC						
12/19	CS Dominguez Hills						
12/28	at CS Fullerton						
12/30	CSUN						
1/4	at Cal Poly						
1/6	UC Riverside						
1/11	at UC San Diego						
1/13	at UC Santa Barbara						
1/18	Hawai'i						
1/25	UC Irvine						
1/27	at UC Riverside						
2/1	at CSU Bakersfield						
2/3	UC San Diego						
2/10	Cal Poly						
2/15	at UC Davis						
2/17	at CSUN						
2/22	CSU Bakersfield						
2/24	at Hawai'i						
2/29	CS Fullerton						
3/2	UC Irvine						
3/7	UC Santa Barbara						
3/9	UC Davis						



2023-24 Long Beach State Men's Basketball

No.	Name	Pos	Ht	Wt	Class	Hometown (High School/Previous College)
0	Marcus Tsohonis	G	6-3	190	Sr.	Portland, Ore. (Jefferson HS/Washington/VCU)
1	Amari Stroud	F	6-10	210	Sr.	Fresno, Calif. (Sunnyside HS/Chico State/Hancock CC)
2	Isa Silva	G	6-4	190	Jr.	Sacramento, Calif. (Jesuit HS/Stanford)
3	Maddox Monson	G	6-2	180	So.	Los Alamitos, Calif. (Los Alamitos HS)
4	Messiah Thompson	G	5-8	170	Sr.	Atlanta, Ga. (North Atlanta HS/Campbell/Alabama A&M)
5	Jason Hart Jr.	G	6-2	185	R-Fr.	Los Angeles, Calif. (St. Bernard HS)
8	Eli Djordjevic	G	6-8	195	Fr.	White Rock, Canada (Orangeville Prep)
10	AJ George	G	6-6	190	So.	Fresno, Calif. (Hoover HS)
11	Varrick Lewis	G	6-3	190	Fr.	Elk Grove, Calif. (Monterey Trail HS)
12	Jadon Jones	G	6-5	185	Jr.	Long Beach, Calif. (St. Anthony HS)
13	Chayce Polynice	C	6-11	230	Sr.	Van Nuys, Calif. (Grant HS/College of Southern Idaho)
23	Lassina Traore	F	6-10	230	Jr.	Abidjan, Côte d'Ivoire (Victory Rock Prep/Saint Louis)
25	Aboubacar Traore	F	6-5	195	Jr.	Abidjan, Côte d'Ivoire (Churchill HS)
35	Shaumba Ngoyi	F	6-9	200	R-Fr.	Kinshasha, DR Congo (Sunrise Christian Academy)
40	Jeffrey Yan	F	6-9	260	Sr.	Shanghai, China (Capistrano Valley Christian HS)

Head Coach: Dan Monson (Idaho, '85), 17th Year
Associate Head Coach: Myke Scholl (Ohio Wesleyan, '91), 10th Year
Assistant Coach: Senque Carey (New Mexico, '04), 8th Year
Assistant Coach: Larry Anderson (Long Beach State, '12), 1st Year
Director of Basketball Operations: Alex Manfredi (Long Beach State, '19), 3rd Year
Head Athletic Trainer: Jarrod Spanjer

Pronunciation Guide	
Marcus Tsohonis	so-HO-ness
Isa Silva	EE-suh
Maddox Munson	MUN-son
Eli Djordjevic	JORE-juh-vich
Jadon Jones	jay-DON
Chayce Polynice	POL-uh-neece
Lassina Traore	lah-SEE-nuh TRY-or-ay
Aboubacar Traore	uh-BOO-buh-car TRY-or-ay
Shaumba Ngoyi	SHAWM-buh EN-goy
Dan Monson	MUN-son
Senque Carey	SEN-cue


TV/Radio Roster



Marcus Tsohonis

G • 6-3/190 • Sr.
Portland, Ore.

0



Amari Stroud

F • 6-10/210 • Sr.
Fresno, Calif.


1



Isa Silva

G • 6-4/190 • Jr.
Sacramento, Calif.

2



Maddox Monson

G • 6-2/180 • So.
Los Alamitos, Calif.

3



Messiah Thompson

G • 5-8/170 • Sr.
Atlanta, Ga.


4



Jason Hart Jr.

G • 6-2/185 • R-Fr.
Los Angeles, Calif.

5



Eli Djordjevic

G • 6-8/195 • Fr.
White Rock, B.C.

8



AJ George

F • 6-6/190 • So.
Fresno, Calif.

10



Varick Lewis

G • 6-3/190 • Fr.
Elk Grove, Calif.


11



Jadon Jones

G • 6-5/185 • Jr.
Long Beach, Calif.

12



Chayce Polynice

C • 6-11/230 • Sr.
Van Nuys, Calif.

13



Lassina Traore

F • 6-10/230 • Jr.
Abidjan, Côte d'Ivoire


23



Aboubacar Traore

F • 6-5/195 • Jr.
Abidjan, Côte d'Ivoire

25



Shaumba Ngoyi

F • 6-9/200 • R-Fr.
Kinshasha, DR Congo

35



Jeffrey Yan

F • 6-9/260 • Sr.
Shanghai, China

40



Dan Monson
Head Coach



Myke Scholl
Associate Head Coach



Senque Carey
Assistant Coach



Larry Anderson
Assistant Coach



Alex Manfredi
Director of Basketball Ops.

LBSU Facts

STARTING LINEUPS: (Records)

Silva, Tsohonis, Jones, A. Traore, L. Traore (1-1)

DOUBLE-DIGIT SCORING: (6)

Tsohonis (2), A. Traore (2) Jones (1), L. Traore (1)

DOUBLE-DIGIT REBOUNDING: (1)

L. Traore (1)

DOUBLE-DIGIT ASSISTS: (0)

LEADING SCORER: (includes co-leaders)

Jones (1), Tsohonis (1)

LEADING REBOUNDER: (includes co-leaders)

A. Traore (1), L. Traore (1)

LEADING ASSISTS: (includes co-leaders)

A. Traore (1), Silva (1)

DOUBLE-DOUBLES: (1)

L. Traore (1)

FOULED OUT: (2)

A. Traore (1), Stroud (1)

Beach Trends

When game is decided by...		At home	0-0
5 points or less	1-1	On road	1-1
6-10 points	0-0	Neutral site	0-0
11-15 points	0-0	Against non-conference teams	0-1
16-20 points	0-0	Against Big West teams	0-0
21 or more points	0-0	Against other conferences	
In day games	0-0	WCC	0-1
In night games	1-1	Big East	1-0
		Mountain West	0-0
In overtime games	0-0	Big Ten	0-0
In double-overtime games	0-0	MVC	0-0
In triple-overtime games	0-0	Big Sky	0-0
		GSAC	0-0
In TV Games (Inc. ESPN+)	1-1	Pac-12	0-0
In Non-Televised Games	0-0	CCAA	0-0
When ahead at half	1-0	Beach bench outscores opponent	0-0
When behind at half	0-1	Beach bench outscored	1-1
When tied at half	0-0	Benches tied	0-0
When shooting 50% or better	0-0	When leading with five minutes left	1-0
When shooting less than 50%	1-1	When trailing with five minutes left	0-1
		When tied with five minutes left	0-0
When opponents shoot 50% or better	0-0	When leading with one minute left	1-0
When opponents shoot less than 50%	1-1	When trailing with one minute left	0-1
		When tied with one minute left	0-0
When shooting better than opponent	1-0	When out-rebounding	1-0
When shooting worse than opponent	0-1	When out-rebounded	0-1
When shooting even	0-0	When rebounding is even	0-0
When scoring fewer than 60 points	0-0	On Sundays	0-0
When scoring 60-69 points	0-0	On Mondays	0-1
When scoring 70-79 points	1-1	On Tuesdays	0-0
When scoring 80-89 points	0-0	On Wednesdays	0-0
When scoring 90 or more points	0-0	On Thursdays	0-0
When scoring 100+	0-0	On Fridays	0-0
		On Saturdays	1-0
When opponents score less than 60	0-0	In November	1-1
When opponents score 60-69	0-0	In December	0-0
When opponents score 70-79	1-1	In January	0-0
When opponents score 80-89	0-0	In February	0-0
When opponents score 90-99	0-0	In March	0-0
When opponents score 100+	0-0	When 0 in double figure scoring	0-0
When making more free throws	1-0	When 1 in double figure scoring	0-0
When making fewer free throws	0-1	When 2 in double figure scoring	0-0
When free throws tied	0-0	When 3 in double figure scoring	1-1
		When 4 in double figure scoring	0-0
When making 15 or more free throws	1-1	When 5 in double figure scoring	0-0
When making fewer than 15 free throws	0-0	When 6 in double figure scoring	0-0
When attempting more free throws	1-0		
When attempting fewer free throws	0-1		
When attempting equal free throws	0-0		

Most Played Opponents

School	Wins	Losses	Total
UC Santa Barbara	71	65	136
Cal State Fullerton	71***	53	127
UC Irvine	62**	51	115
Pacific	56	40	96
Cal Poly	54**	34	89
Fresno State	35	44	79
CSUN	45**	27	74
San Jose State	44	18	62
San Diego State	22	39	61
UC Riverside	43	14	57
Utah State	22	33	55

*Represents Vacated Win

2022-23 Opponent

Active Career Totals [D1 Total]

Player	GP	PTS	RBS	AST	3-FGM	STL	BLK
Eli Djordjevic	1	0	0	0	0	0	0
AJ George	35	294	112	37	12	26	17
Jason Hart Jr.	5	0	1	1	0	0	0
Jadon Jones	80	753	297	105	147	113	62
Varick Lewis	2	0	0	0	0	1	0
Maddox Monson	12	8	1	1	2	2	0
Chayce Polynice	23	75	36	7	3	2	8
Isa Silva	2 [66]	8 [220]	5 [57]	4 [80]	0 [25]	1 [29]	0 [3]
Amari Stroud	31	158	99	17	0	13	10
Messiah Thompson	2 [118]	10 [912]	2 [193]	5 [247]	2 [168]	0 [106]	0 [2]
Aboubacar Traore	67	628	567	163	3	69	66
Lassina Traore	35 [54]	446 [492]	366 [421]	38 [43]	0 [0]	27 [32]	20 [23]
Marcus Tsohonis	30 [101]	435 [960]	99 [238]	58 [158]	33 [126]	24 [52]	2 [7]
Jeffrey Yan	48	28	26	6	0	0	1

The Last Time A Long Beach State Player

Scored 40 or more points

..... Marcus Tsohonis, 46 points in 112-110 (3OT) win at UCSD, 1/21/23

Scored 30 or more points

..... Marcus Tsohonis, 46 points in 112-110 (3OT) win at UCSD, 1/21/23

Scored 25 or more points

..... Marcus Tsohonis, 28 points in 93-88 (OT) win vs. UC Irvine, 2/4/23

Scored 20 or more points

..... Marcus Tsohonis, 22 points in 77-73 win at DePaul, 11/11/23

Two players scored 20 or more points

.... Marcus Tsohonis (23) and Joel Murray (20) in 78-58 win vs. Vermont, 11/27/22

Five starters scored in double figures

..... Tsohonis (46), George (17), Hunter (16), L. Traore (14), A. Traore (13) in 112-110 (3OT) win at UC San Diego, 1/21/23

Five players scored in double figures

..... L. Traore (20), George (11), Tsohonis (11), Stroud (10), Jones (10) in 77-61 win vs. CSU Bakersfield, 3/2/23

Shot 100% (Min. 5)

..... Jordan Roberts (5-for-5) in 95-89 (OT) win at Idaho, 11/10/21

Grabbed 20 or more rebounds

..... Lassina Traore, 20 in 93-92 (2OT) loss at UC Davis, 3/4/23

Grabbed 15 or more rebounds

..... Lassina Traore, 20 in 93-92 (2OT) loss at UC Davis, 3/4/23

Grabbed 10 or more rebounds

..... Lassina Traore, 11 in 77-73 win at DePaul, 11/11/23

Two players grabbed 10 or more rebounds

Lassina Traore (20) and Aboubacar Traore (12) in 93-92 (2OT) loss at UCD, 3/4/23

Dished out 15 or more assists

..... Rick Aberegg, 15 in 106-71 win vs. Northern Illinois, 1/26/74

Dished out 10 or more assists

..... Isaiah Washington, 10 in 95-87 loss vs. UC Santa Barbara, 3/11/21

Had a double-double

..... Lassina Traore (17 pts, 11 rbs) in 77-73 win at DePaul, 11/11/23

Two players had a double-double

..... Lassina Traore (22 pts, 20 rbs) and Aboubacar Traore (16 pts, 12 rbs) in 93-92 (2OT) loss at UC Davis, 3/4/23

Three players had a double-double

..... Mason Riggins (14 pts/12 rbs), Drew Cobb (10 pts, 10 rbs) and Deishuan Booker (11 pts, 11 asts) in 124-52 win vs. Bethesda, 1/5/19

Had a triple-double

..... Tyrone Mitchell (11 pts/11 rbs/11 asts) in 72-56 win vs. New Mexico State, 1/15/90

Had a 20/20 game

..... Lassina Traore (22 pts/20 rbs) in 93-92 (2OT) loss at UC Davis, 3/4/23

Led Beach in scoring off the bench

..... Marcus Tsohonis, 17 points in 72-67 win vs. CS Fullerton, 1/19/23

The Last Time The Beach

Scored 100 points

..... 112, in 112-110 (3OT) win at UC San Diego, 1/21/23

Scored 90 points

..... 92, in 93-92 (2OT) loss at UC Davis, 3/4/23

Scored 80 points

..... 92, in 93-92 (2OT) loss at UC Davis, 3/4/23

Scored fewer than 60 points

..... 47, in 68-47 loss vs. North Texas, 11/26/22

Scored fewer than 50 points

..... 47, in 68-47 loss vs. North Texas, 11/26/22

Scored fewer than 40 points

..... 38, in 52-38 loss vs. Kansas State, 11/24/13

Allowed 100 points

..... 110, in 112-110 (3OT) win at UC San Diego, 1/21/23

Allowed 90 points

..... 93, in 93-92 (2OT) loss at UC Davis, 3/4/23

Allowed 80 points

..... 88, in 88-68 loss vs. Cal Poly, 3/7/23

Allowed fewer than 60 points

..... 58, in 77-58 win vs. Cal Poly, 1/12/23

Allowed fewer than 50 points

..... 49, in 50-49 win at Hawai'i, 2/13/20

Allowed fewer than 40 points

..... 38, in 38-37 win vs. Indiana State, 12/23/04

Shot 60% from the field

..... 63.1 (41-65) in 103-87 win vs. UC San Diego, 2/24/22

Shot 50% from the field

..... 56.1 (32-57) in 78-73 loss at UC Santa Barbara, 2/23/23

Allowed 60% from the field

..... 60.9% (39-64) in 102-60 loss at Michigan State, 12/21/17

Allowed 50% from the field

..... 50.8% (30-59) in 88-68 loss vs. Cal Poly, 3/7/23

Grabbed 50 rebounds

..... 51, in 93-92 (2OT) loss at UC Davis, 3/4/23

Allowed 50 rebounds

..... 51, in 93-92 (2OT) loss at UC Davis, 3/4/23

Played a ranked team

..... No. 8, in 93-59 loss at UCLA, 11/11/22

Played a team ranked in the Top 10

..... No. 8, in 93-59 loss at UCLA, 11/11/22

Beat a ranked team

..... No. 14, in 68-58 win vs. Xavier, 12/22/11

Beat a team ranked in the Top 10

..... No. 9, in 86-76 win at Pitt, 11/16/11

Beach Streaks

Current Streak:

Won 1

Last Win: 11/11/23, at DePaul, 77-73

Last Loss: 11/6/23, at Portland, 78-73

Home Streak:

Won 2

Last Win: 3/2/23, vs. CSUB, 77-61

Last Loss: 2/18/23, vs. UH, 70-67

Road Streak:

Won 1

Last Win: 11/11/23, at DePaul, 77-73

Last Loss: 11/6/23, at Portland, 78-73

Neutral Streak:

Lost 1

Last Win: 11/27/22, vs. Vermont, 78-58

Last Loss: 3/7/23, vs. Cal Poly, 88-68

Season Streaks

Consecutive 10+ Point Games

	<i>Current</i>	<i>Season High</i>
Aboubacar Traore	2	2
Marcus Tsohonis	2	2
Lassina Traore	1	1
Jadon Jones	-	1

Consecutive 10+ Rebound Games

	<i>Current</i>	<i>Season High</i>
Lassina Traore	1	1

Consecutive Double-Doubles

	<i>Current</i>	<i>Season High</i>
Lassina Traore	1	1

Consecutive Starts

	<i>Season</i>	<i>Career</i>
Aboubacar Traore	2	35
Lassina Traore	2	35
Jadon Jones	2	3
Marcus Tsohonis	2	2
Isa Silva	2	2

Specialty Stats

Opponent	Score	Paint		Off TO's		2nd Chance		Bench	
		LBSU	OPP	LBSU	OPP	LBSU	OPP	LBSU	OPP
Cal Lutheran*	W, 107-63	58	8	33	19	15	12	48	16
Portland	L, 78-73	30	28	16	13	13	10	10	12
DePaul	W, 77-73	34	32	15	11	16	10	17	35
San Diego State									
Michigan									
Illinois State									
Gulf Coast									
Gulf Coast									
Montana State									
Sacramento State									
Life Pacific									
USC									
Dominguez Hills									
CS Fullerton									
CSUN									
Cal Poly									
UC Riverside									
UC San Diego									
UC Santa Barbara									
Hawai'i									
UC Irvine									
UC Riverside									
CSU Bakersfield									
UC San Diego									
Cal Poly									
UC Davis									
CSUN									
CSU Bakersfield									
Hawai'i									
CS Fullerton									
UC Irvine									
UC Santa Barbara									
UC Davis									

Record Book

CAREER 3-POINTERS MADE (100 Min.)

1.	Jibril Hodges	252
2.	Greg Plater	229
3.	Casper Ware	213
4.	Lucious Harris	211
5.	Mike Caffey	177
6.	Stephan Gilling	166
T7.	James Cotton	156
T7.	Rod Hannibal	156
9.	Jadon Jones	147
10.	Tony Darden	139

BLOCKED SHOTS

1.	Antrone Lee	128
2.	Ivan Verberckt	110
3.	Terrance O'Kelley	107
4.	DeAnthony Langston	95
5.	Dino Gregory	92
6.	Eugene Phelps	83
7.	Joshua Morgan	80
8.	Mason Riggins	78
9.	James Ennis	69
10.	Mark Dawson	67
	<i>Aboubacar Traore</i>	66

Aiming At 1,000

Marcus Tsohonis	Senior	*960
Messiah Thompson	Senior	*912
Jadon Jones	Junior	753
Aboubacar Traore	Junior	628
Lassina Traore	Junior	446
AJ George	Junior	294
*Division I Totals		

REBOUNDING (500 Min.)

1.	TJ Robinson	1,208
2.	Francois Wise	896
3.	Michael Wiley	788
4.	Ed Ratleff	710
5.	Bill Florentine	690
6.	Eugene Phelps	676
7.	Lynn Hodge	637
8.	Temidayo Yussuf	607
9.	Larry Anderson	591
10.	Lucious Harris	581
11.	Kevin Roberts	572
12.	Aboubacar Traore	567
	Bryon Russell	567
14.	Dave Jones	558
15.	D'Anthony Langston	551
16.	John Rambo	548
17.	Gabe Levin	518
18.	Jordan Roberts	512
19.	Travis Reed	502

SEASON DOUBLE-DOUBLES (Since 1972-73)

T1.	Lassina Traore	2022-23	17
T1.	TJ Robinson	2011-12	17
T1.	TJ Robinson	2009-10	17
4.	TJ Robinson	2010-11	16
	<i>Aboubacar Traore</i>	<i>2022-23</i>	<i>12</i>

SEASON REBOUNDS

1.	Dave Jones	358
T2.	Lassina Traore (22-23)	347
T2.	TJ Robinson (11-12)	347
4.	TJ Robinson (10-11)	344
5.	Bill Baron	334
6.	TJ Robinson (09-10)	332
7.	John Rambo	330
8.	Francois Wise	324
9.	George Trapp	313
10.	Nate Stephens	300

Big West Conference

Conference Leaders

(All Games - As of Nov. 12)

Name:	Average	Rank
Scoring:		
Marcus Tsohonis	19.5	6th
Aboubacar Traore	14.0	16th
Jadon Jones	14.0	16th
Rebounding:		
Lassina Traore	9.5	2nd
Aboubacar Traore	9.0	3rd
Field Goal Percentage:		
Aboubacar Traore	.611	7th
Assists:		
Aboubacar Traore	3.0	12th
Free Throw Percentage:		
Steals:		
Jadon Jones	3.5	1st
3-Point Field Goal Percentage:		
Marcus Tsohonis	.400	13th
Jadon Jones	.353	16th
3-Point Field Goals Made:		
Jadon Jones	3.0	1st
Marcus Tsohonis	2.0	6th
Blocked Shots:		
Aboubacar Traore	1.5	5th
AJ George	1.0	8th
Assist-to-Turnover Ratio:		
Offensive Rebounds:		
Aboubacar Traore	3.5	3rd
Defensive Rebounds:		
Lassina Traore	8.0	2nd
Aboubacar Traore	5.5	5th
Minutes Played:		
Aboubacar Traore	33.7	6th
Lassina Traore	32.8	7th

Conference Leaders

(Big West Only)

Name:	Average	Rank
Scoring:		
Rebounding:		
Field Goal Percentage:		
Assists:		
Free Throw Percentage:		
Steals:		
3-Point Field Goal Percentage:		
3-Point Field Goals Made:		
Blocked Shots:		
Assist-to-Turnover Ratio:		
Offensive Rebounds:		
Defensive Rebounds:		
Minutes Played:		

Team Conference Rankings

(All Games - As of Nov. 12)

Category	Average	Rank
Scoring Offense	75.0	6th
Scoring Defense	75.5	5th
Scoring Margin	-0.5	5th
Free Throw Pct.	.653	8th
Field Goal Pct.	.408	9th
Field Goal Pct. Defense	.438	4th
3-Point FG Pct.	.279	8th
3-Point FG Pct. Defense	.275	2nd
Rebounding Offense	42.0	2nd
Rebounding Defense	34.5	4th
Rebounding Margin	7.5	2nd
Blocked Shots	3.0	5th
Assists	12.5	6th
Steals	6.0	5th
Turnover Margin	-0.5	5th
Assist/Turnover Ratio	0.9	5th
Offensive Rebounds	14.5	1st
Defensive Rebounds	27.5	4th
Defensive Rebound Pct.	.786	3rd
Offensive Rebound Pct.	.349	2nd
3-Point FG Made	6.0	3rd

Team Conference Rankings

(Big West Only)

Category	Average	Rank
----------	---------	------



DAN MONSON (Mun-son)

School Record: 255-259 (16+ Years)

Overall Record: 425-382 (25+ Years)

Education

University of Idaho
Bachelor of Science-Mathematics

University of Alabama-Birmingham
Masters-Education

Coaching Experience

2007-	Long Beach State Head Coach
1999-2007	Minnesota Head Coach
1997-1999	Gonzaga Head Coach
1994-1997	Gonzaga Associate Head Coach
1988-1994	Gonzaga Assistant Coach
1986-1988	Alabama-Birmingham Graduate Assistant

Honors

1998	WCC Coach of the Year
2011	NABC All-District 9 Coach Big West Coach of the Year
2012	NABC All-District 9 Coach Big West Coach of the Year
2013	Big West Coach of the Year
2022	Big West Coach of the Year

Dan Monson has rebuilt the Long Beach State basketball program in his 16 seasons with the Beach. The winningest coach in LBSU history, Monson has piled up over 250 wins at LBSU and led Long Beach State to four Big West Championships, seven top three finishes, four NIT appearances as well as a trip to the 2011-12 NCAA Tournament.

Monson was named the Big West Coach of the Year for a fourth time in 2022 after leading a Long Beach State squad picked to finish eighth before the season to a Big West championship, the 15th league title in program history. The Beach had four players named All-Big West, while senior Colin Slater was the Big West Player of the Year and Jadon Jones was the Big West Defensive Player of the Year.

Monson's success at Long Beach State has been rewarded with four Big West Coach of the Year awards, as well as back-to-back NABC All-District Coach recognition from 2010-11 and 2011-12. The conference coaching award following last season marked the fifth time that Monson has been recognized as a league's top coach, previously winning the honor as the West Coast Conference Coach of the Year in 1998 following his first season at Gonzaga.

Success at the collegiate level hasn't been the only measure of what Monson has accomplished at Long Beach State. Two-time Big West Player of the Year Casper Ware reached the NBA with the Philadelphia 76ers, becoming the first LBSU player to enter the NBA since 2003. 2013 Big West Player of the Year James Ennis also became the first LBSU player picked in the NBA Draft since 1992, and has gone on to a tremendous career over eight seasons with 10 different organizations.

Navigating the COVID-19 Pandemic was especially difficult for Long Beach State, as the program was one of the last in the nation to begin to any team activities, was not allowed inside the Walter Pyramid until late in October, and suffered through three separate full pauses. LBSU also had 12 players miss at least one game due to injury, and had five players miss seven or more games, just one of two programs in the country to be hit that hard. But the Beach bounced back to reclaim the title in 2021-22, the first full season back after the pandemic. The team then went on to make the program's ninth NIT appearance, and the fourth under the leadership of Monson.

Junior Joel Murray was named first-team All-Big West along with Colin Slater, marking the 10th time in 13 seasons that the team's primary ball-handler has earned either first or second team All-Big West, with seven of those point guards earning first-team honors.

Monson had no returning starters in 2015-16 but still led Long Beach State to the Big West Tournament Finals and an NIT appearance, the fourth postseason appearance in his tenure at Long Beach State. Playing the nation's toughest non-conference schedule, the Beach went 7-9 against Top 100 teams, and picked up signature wins over Seton Hall and BYU. Let by Big West Newcomer of the Year Nick Faust the Beach went on to face Washington in the first round of the NIT.

In 2012-13, Monson directed a squad that lost four starters from the 2011-12 NCAA Tournament team, and guided them to a another Big West championship, a third-consecutive regular season championship, the first time in over 40 years The Beach had won three straight conference titles.

LBSU's championship season in 2012-13 came on the heels of a four-year run based on a nucleus of solid recruiting in his first few years on campus. His first recruiting class featured Greg Plater, the second-leading all-time 3-point shooter at the school, while his second recruiting class of Larry Anderson, Eugene Phelps, T.J. Robinson and Casper Ware may go down in school history as the best recruiting class of all-time at Long Beach State.

Anderson, Phelps, Robinson and Ware all rank among the all-time leaders in school history in at least two categories and all four have earned all-league honors at least twice.

Three of the four own a school record. Ware is the school's all-time assist leader, Anderson has more steals than anybody in LBSU history, and Robinson is not only the all-time leading rebounder at Long Beach State, but the leading rebounder in the history of the Big West Conference.

Ware established himself as not only one of the top players in the conference, but one of the best players in the nation. Named a finalist for the Bob Cousy Award, honoring the top point guard in Division I, as both a junior and a senior, Ware won Big West Conference Player of the Year awards and was named an honorable mention Associated Press All-American in 2011 and 2012, while also being named the U.S. Basketball Writers Association (USBWA) District IX Player of the Year as a senior.

In 2010-11, Ware became the first player in Big West history to be named both the league's player of the year and its defensive player of the year. His first-team all-league selection made him the third Monson recruit at LBSU to be named first-team all-league. Ware also was named first-team All-District 9 by the NABC and first-team All-District IX by the USBWA as both a junior and senior.

Monson's team also picked up two wins over nationally-ranked teams in 2011-12, handing No. 9 Pittsburgh an 86-76 defeat on the road before knocking off No. 14 Xavier 68-58 at the Diamond Head Classic in Honolulu. The two wins over ranked teams marked the first time a LBSU team had beaten multiple top 25 teams since the 1992-93 season.

Monson was tabbed as the 16th head coach in Long Beach State men's basketball history on April 7, 2007. He inherited a depleted roster but still managed to be competitive in his first season at LBSU. Monson has been a Division I head coach for 20 years, during which he has compiled a career record of 387-352, with 11 trips to postseason play, including a trip to the Elite Eight in 1999 with Gonzaga University.

Monson was the head coach at the University of Minnesota for seven-plus years, compiling a 118-105 mark and reaching postseason play in five of his seven seasons.

In 2004-05 he led the Gophers to a memorable year. He engineered the second-best Big Ten turnaround in the previous 20 seasons, finishing with a 10-6 conference mark after posting just three league wins the previous campaign. Minnesota reached the 20-win plateau for the first time since 1992-93 and Monson led the Golden Gophers to the NCAA Tournament for the first time since 1999. In 2005-06 the Gophers advanced to their fifth postseason appearance in six years. Senior guard Vincent Grier was named All-Big Ten and All-District for the second straight year. In 2002-03 Minnesota went 19-14 and earned the program's first trip to the NIT semifinals in Madison Square Garden.

Monson reached two personal coaching milestones in 2004-05. With a victory over Indiana in the Big Ten Tournament quarterfinals, he earned his 100th victory at Minnesota. When he defeated Purdue on February 26, 2005 he picked up his 150th career head-coaching victory. With 100 victories in his first six years at Minnesota, Monson ranks second all-time at the school behind Jim Dutcher (1975-85) in wins during his first six years as head coach.

Monson stepped into the Minnesota job on the heels of NCAA sanctions against the school. Those NCAA violations during the mid-1990s severely limited scholarships and put strict recruiting sanctions on the program since the summer of 1999, coinciding with Monson's arrival at Minnesota. The summer of 2005 was the first Monson and his staff could recruit on par with every other college basketball program and that season concluded with a trip to the NCAA Tournament, the programs first year off probation.

Prior to accepting the Minnesota job on July 24, 1999, Monson was the head coach at Gonzaga for two years. In 1998-99 he led the Bulldogs to within a breath of the Final Four.

Gonzaga, which went 28-7 on the year and won the West Coast Conference regular season and tournament championships, defeated such notable NCAA powers as Minnesota (75-63), Stanford (82-74) and Florida (73-72) before bowing out to eventual national-champion Connecticut (67-62) in the Elite Eight.

His first year as head coach at Gonzaga resulted in a 24-10 mark, as the Bulldogs advanced to the second round of the NIT. Monson had a sparkling 52-17 (.754) record in his two seasons as the head coach of the Bulldogs.

Monson spent 11 years helping build the Gonzaga program. He began at GU as an assistant coach in 1988 and spent six years laying the groundwork. In 1994-95 he was elevated to associate head coach under head coach Dan Fitzgerald.

Three years later he took over full control of the Gonzaga program. He led Gonzaga to a West Coast Conference title in 1998 and was named the WCC Coach of the Year. The squad set a school-record with its 24 wins and Monson was also named the National Rookie Coach of the Year by Basketball Times.

Monson was a key figure in the Bulldogs turnaround in the 1990's. Gonzaga had a record of 223-89 over 10 seasons and he was responsible for recruiting many of the key players in Gonzaga's NCAA Sweet 16 appearances from 1998-2001. From the time Monson was named associate head coach in 1995, Gonzaga averaged 22 wins per season and reached postseason play every year but one.

Prior to joining the Bulldogs' staff, Monson spent two seasons as a graduate assistant coach under Gene Bartow at the University of Alabama-Birmingham.

Monson played one year of football at Idaho, but turned his attention to coaching when a knee injury cut short his gridiron career. He coached the boys' basketball team at Oregon City (Ore.) High School for one year prior to taking the UAB graduate assistant post.

A 1985 graduate of the University of Idaho with a bachelor degree in mathematics, Monson earned his master's degree in education with a concentration on athletic administration from UAB in 1988. In addition to his 20-plus seasons coaching Division I basketball, as either a head or assistant coach, Monson has served on two coaching staffs for USA Basketball representing the United States in international competition.

Monson gained valuable experience by coaching on the international level with USA Basketball. He was an assistant coach for Kelvin Sampson on the gold medal winning 20-and-Under World Championships for Young Men Qualifying Tournament squad in the summer of 2004 in Halifax, Nova Scotia. He also assisted Oliver Purnell at the 1999 Men's World University Games in Mallorca, Spain where the U.S. won the gold medal. With Team USA, Monson had the opportunity to coach future NBA players Sean May, Brendan Haywood, Bracey Wright, Chris Paul, Michael Redd, Mark Madsen, Kenyon Martin and Charlie Villanueva.

Monson grew up around basketball as his father, Don, was a well-respected collegiate coach. Don was the head coach at Idaho and Oregon and was an assistant coach under Jud Heathcote at Michigan State (1976-78) for two years.

Monson and his wife Darci have four children, a son, MicGuire, a daughter, Mollie, a son, Maddox and a daughter, McKenna.

DAN MONSON'S COACHING RECORD			
Season	School	Record	Postseason
1997-98	Gonzaga	24-10	NIT 2nd Round
1998-99	Gonzaga	28-7	NCAA Elite Eight
1999-00	Minnesota	12-16	
2000-01	Minnesota	18-14	NIT 2nd Round
2001-02	Minnesota	18-13	NIT 2nd Round
2002-03	Minnesota	19-14	NIT Final Four
2003-04	Minnesota	12-18	
2004-05	Minnesota	21-11	NCAA 1st Round
2005-06	Minnesota	16-15	NIT 2nd Round
2006-07	Minnesota	2-5	
2007-08	Long Beach State	6-25	
2008-09	Long Beach State	15-15	
2009-10	Long Beach State	17-16	
2010-11	Long Beach State	22-12	NIT 1st Round
2011-12	Long Beach State	25-9	NCAA 2nd Round
2012-13	Long Beach State	19-14	NIT 1st Round
2013-14	Long Beach State	15-17	
2014-15	Long Beach State	16-17	
2015-16	Long Beach State	20-15	NIT 1st Round
2016-17	Long Beach State	15-19	
2017-18	Long Beach State	15-18	
2018-19	Long Beach State	15-19	
2019-20	Long Beach State	11-21	
2020-21	Long Beach State	6-12	
2021-22	Long Beach State	20-13	NIT 1st Round
2022-23	Long Beach State	17-16	
2023-24	Long Beach State	1-1	
		425-382	12 Postseason Apps.





Marcus Tsohonis

Senior | 6-3 | 190 | G | Portland, Ore.



Superlatives (at LBSU)	Season	Career	Category	Season High	Career High
10+ Points	2	22	Points	22, at DePaul, 11/11/23	46, at UC San Diego, 1/21/23
20+ Points	1	8	Rebounds	3, at Portland, 11/6/23	7, 4x, last vs. CSUB, 3/2/23
30+ Points	-	1	Assists	2, at Portland, 11/6/23	6, vs. UC San Diego, 12/29/22
10+ Rebounds	-	-	Steals	--	5, vs. St. Katherine, 11/19/22
Double-Doubles	-	-	Blocks	--	1, many times
Scoring Leader	1	10	3-FG Made	2, 2x, last at DePaul, 11/11/23	6, vs. UCLA, 2/13/21*
Rebounding Leader	-	1	FG Made	8, at DePaul, 11/11/23	15, at UC San Diego, 1/21/23
Assist Leader	-	3	FT Made	4, at DePaul, 11/11/23	13, at UC San Diego, 1/21/23
			Minutes	30, at Portland, 11/6/23	54, at UC San Diego, 1/21/23

- Leading Long Beach State in scoring at 19.5 points per game
- Set the LBSU single game record with 46 points at UC San Diego
- Needs 40 points for 1,000 Division I points scored
- LBSU's leading active scorer in 2022-23 at 14.1 points per game
- Scored 23 points in Baha Mar Hoops finale against Vermont
- 2018 Portland Player of the Year at Jefferson HS

AWARDS:

2023 Honorable Mention All-Big West

PREVIOUS SCHOOLS:

VCU
Washington
Jefferson HS

MAJOR: Sociology

2023-24 Game-By-Game

Opponent	Date	GS	MIN	Total		3-Pointers		Free throws		Rebounds				PF	A	TO	BLK	STL	PTS	AVG
				FG-FGA	PCT	3FG-3FGA	PCT	FT-FTA	PCT	OFF	DEF	TOT	AVG							
at Portland	11/06/2023	*	30:03	6-16	.375	2-5	.400	3-5	.600	1	2	3	3.0	3	2	1	0	0	17	17.0
at DePaul	11/11/2023	*	28:36	8-16	.500	2-5	.400	4-6	.667	1	1	2	2.5	3	1	0	0	0	22	19.5
Totals		2	58:39	14-32	.438	4-10	.400	7-11	.636	2	3	5	2.5	6	3	1	0	0	39	19.5

TSOHONIS, Marcus

Tsohonis' Career Statistics

SEASON	TEAM	GP-GS	MIN/AVG	Field Goals		3-Point		F-Throws		Rebounds				Scoring						
				FG-FGA	FG%	3FG-3FGA	3FG%	FT-FTA	FT%	OFF	DEF	TOT	AVG	PF-FO	A	TO	BLK	STL	PTS	AVG
2019-20	UW	19-9	425/22.4	50-118	.424	21-51	.412	17-26	.654	9	31	40	2.1	17-1	41	27	3	12	138	7.3
2020-21	UW	23-4	458/19.9	89-199	.447	27-73	.370	34-48	.708	17	34	51	2.2	18-0	26	32	1	8	239	10.4
2021-22	VCU	29-3	417/14.4	53-143	.371	28-76	.368	14-23	.609	6	42	48	1.7	25-1	33	22	1	8	148	5.1
2022-23	LBSU	28-21	737/26.3	145-372	.390	28-106	.264	78-111	.703	18	76	94	3.4	42-0	55	69	2	24	396	14.1
2023-24	LBSU	2-2	59/29.3	14-32	.438	4-10	.400	7-11	.636	2	3	5	2.5	6-0	3	1	0	0	39	19.5
TOTAL FOR LBSU	30-23	796/26.5	159-404	.394	32-116	.276	85-122	.697	20	79	99	3.3	48-0	58	70	2	24	435	14.5	
TOTAL	101-39	2095/20.7	351-864	.406	108-316	.342	150-219	.685	52	186	238	2.4	108-2	158	151	7	52	960	9.5	

1,

1

Amari Stroud

Senior | 6-10 | 210 | F | Fresno, Calif.



Superlatives	Season	Career	Category	Season High	Career High
10+ Points	-	3	Points	6, at DePaul, 11/11/23	12, 2x, last at CSU Bakersfield, 2/11/23
20+ Points	-	-	Rebounds	3, at DePaul, 11/11/23	8, 2x, last at Hawai'i, 1/14/23
10+ Rebounds	-	-	Assists	1, at DePaul, 11/11/23	2, 3x, last vs. UC Irvine, 2/4/23
Double-Doubles	-	-	Steals	--	2, at CBU, 11/7/22
Scoring Leader	-	-	Blocks	--	2, 2x, last vs. Vermont, 11/27/22
Rebounding Leader	-	1	3-FG Made	--	--
Assist Leader	-	1	FG Made	3, at DePaul, 11/11/23	6, at CSU Bakersfield, 2/11/23
			FT Made	--	3, 3x, last vs. UC Irvine, 2/4/23
			Minutes	8, at Portland, 11/6/23	25, vs. UC San Diego, 12/29/22,

- Crucial sparkplug off the bench for the Beach
- Averaged 6.7 points and 3.8 rebounds per game in Big West action
- North Yosemite League Player of the Year in HS

PREVIOUS SCHOOLS:

Hancock CC
Chico State
Sunnyside HS

MAJOR: Sociology

2023-24 Game-By-Game

Opponent	Date	GS	MIN	Total		3-Pointers		Free throws		Rebounds				PF	A	TO	BLK	STL	PTS	AVG
				FG-FGA	PCT	3FG-3FGA	PCT	FT-FTA	PCT	OFF	DEF	TOT	AVG							
at Portland	11/06/2023		08:13	0-1	.000	0-1	.000	0-1	.000	0	2	2	2.0	5	0	1	0	0	0	0.0
at DePaul	11/11/2023		06:21	3-6	.500	0-0	.000	0-0	.000	3	0	3	2.5	4	1	1	0	0	6	3.0
Totals		0	14:34	3-7	.429	0-1	.000	0-1	.000	3	2	5	2.5	9	1	2	0	0	6	3.0

STROUD, Amari

Stroud's Career Statistics

SEASON	TEAM	GP-GS	MIN/AVG	Field Goals		3-Point		F-Throws		Rebounds				Scoring						
				FG-FGA	FG%	3FG-3FGA	3FG%	FT-FTA	FT%	OFF	DEF	TOT	AVG	PF-FO	A	TO	BLK	STL	PTS	AVG
2022-23	LBSU	29-0	391/13.5	63-115	.548	0-2	.000	26-43	.605	37	57	94	3.2	57-0	16	18	10	13	152	5.2
2023-24	LBSU	2-0	15/7.3	3-7	.429	0-1	.000	0-1	.000	3	2	5	2.5	9-1	1	2	0	0	6	3.0
TOTAL		31-0	406/13.1	66-122	.541	0-3	.000	26-44	.591	40	59	99	3.2	66-1	17	20	10	13	158	5.1

2

Isa Silva

Junior | 6-4 | 195 | G | Sacramento, Calif.



Superlatives (at LBSU)	Season	Career	Category	Season High	Career High
10+ Points	-	-	Points	4, 2x, last at DePaul, 11/11/23	12, 2x, last at Cal, 1/6/23*
20+ Points	-	-	Rebounds	4, at DePaul, 11/11/23	4, 4x, last at DePaul, 11/11/23
10+ Rebounds	-	-	Assists	4, at DePaul, 11/11/23	5, vs. Valparaiso, 11/17/21*
Double-Doubles	-	-	Steals	1, at Portland, 11/6/23	3, at USC, 1/27/22*
Scoring Leader	-	-	Blocks	--	1, 3x, last vs. Colorado, 2/19/22*
Rebounding Leader	-	-	3-FG Made	--	2, 3x, last vs. Utah, 2/17/22
Assist Leader	1	1	FG Made	2, at Portland, 11/6/23	5, vs. Utah, 12/31/22*
			FT Made	2, at DePaul, 11/11/23	4, at Cal, 1/6/23*
			Minutes	25, at DePaul, 11/11/23	25, at Cal, 1/6/23*

- Started the first two games of the season
- Played in 64 games over the last two seasons at Stanford
- A consensus national Top 100 recruit out of Jesuit HS
- Rated as the #2 prospect in California of the 2021 class

PREVIOUS SCHOOLS:

Stanford
Jesuit HS

MAJOR: Consumer Affairs

2023-24 Game-By-Game

#2 SILVA, Isa

Opponent	Date	GS	MIN	Total		3-Pointers		Free throws		Rebounds				PF	A	TO	BLK	STL	PTS	AVG
				FG-FGA	PCT	3FG-3FGA	PCT	FT-FTA	PCT	OFF	DEF	TOT	AVG							
at Portland	11/06/2023	*	16:07	2-3	.667	0-1	.000	0-0	.000	0	1	1	1.0	2	0	1	0	1	4	4.0
at DePaul	11/11/2023	*	25:20	1-4	.250	0-1	.000	2-4	.500	2	2	4	2.5	2	4	4	0	0	4	4.0
Totals		2	41:27	3-7	.429	0-2	.000	2-4	.500	2	3	5	2.5	4	4	5	0	1	8	4.0

SILVA, Isa

Silva's Career Statistics

		Field Goals		3-Point		F-Throws		Rebounds				Scoring								
SEASON	TEAM	GP-GS	MIN/AVG	FG-FGA	FG%	3FG-3FGA	3FG%	FT-FTA	FT%	OFF	DEF	TOT	AVG	PF-FO	A	TO	BLK	STL	PTS	AVG
2021-22	Stan	32-1	444/13.9	40-101	.396	19-38	.500	12-19	.632	7	28	35	1.1	49-0	38	52	3	20	111	3.5
2022-23	Stan	32-5	412/12.9	38-89	.427	6-24	.250	19-31	.613	0	17	17	0.5	49-0	38	29	0	8	101	3.2
2023-24	LBSU	2-2	41/20.7	3-7	.429	0-2	.000	2-4	.500	2	3	5	2.5	4-0	4	5	0	1	8	4.0
TOTAL FOR LBSU		2-2	41/20.7	3-7	.429	0-2	.000	2-4	.500	2	3	5	2.5	4-0	4	5	0	1	8	4.0
TOTAL		66-8	897/13.6	81-197	.411	25-64	.391	33-54	.611	9	48	57	0.9	102-0	80	86	3	29	220	3.3

3

Maddox Monson

Sophomore | 6-2 | 180 | G | Los Alamitos, Calif.



Superlatives	Season	Career	Category	Season High	Career High
10+ Points	-	-	Points	--	5, vs. Life Pacific, 12/19/22
20+ Points	-	-	Rebounds	--	1, vs. Cal Poly, 1/12/23
10+ Rebounds	-	-	Assists	--	1, at UC San Diego, 1/21/23
Double-Doubles	-	-	Steals	--	1, 2x, last at UC San Diego, 1/21/23
Scoring Leader	-	-	Blocks	--	--
Rebounding Leader	-	-	3-FG Made	--	1, 2x, last vs. Life Pacific, 12/19/22
Assist Leader	-	-	FG Made	--	1, 2x, last vs. Life Pacific, 12/19/22
			FT Made	--	2, vs. Life Pacific, 12/19/22
			Minutes	--	11, vs. Life Pacific, 12/19/22

- Played in 12 games as a true freshman
- Made the game-winning steal and assist in triple OT at UC San Diego
- Son of head coach Dan Monson

PREVIOUS SCHOOLS:

Los Alamitos HS

MAJOR: Kinesiology

2023-24 Game-By-Game

MONSON, Maddox		Monson's Career Statistics																		
		Field Goals		3-Point		F-Throws		Rebounds				Scoring								
SEASON	TEAM	GP-GS	MIN/AVG	FG-FGA	FG%	3FG-3FGA	3FG%	FT-FTA	FT%	OFF	DEF	TOT	AVG	PF-FO	A	TO	BLK	STL	PTS	AVG
2022-23	LBSU	12-0	41/3.5	2-13	.154	2-9	.222	2-2	1.000	0	1	1	0.1	3-0	1	2	0	2	8	0.7
TOTAL		12-0	41/3.5	2-13	.154	2-9	.222	2-2	1.000	0	1	1	0.1	3-0	1	2	0	2	8	0.7

4

Messiah Thompson

Senior | 5-8 | 170 | G | Atlanta, Ga.



Superlatives (at LBSU)	Season	Career	Category	Season High	Career High
10+ Points	-	-	Points	7, at DePaul, 11/11/23	27, vs. Southern, 3/9/23^
20+ Points	-	-	Rebounds	2, at Portland, 11/6/23	6, 2x, last at Beth.-Cookman, 1/30/23^
10+ Rebounds	-	-	Assists	4, at Portland, 11/6/23	7, vs. Rust, 12/15/22^
Double-Doubles	-	-	Steals	--	5, at Florida A&M, 1/28/23^
Scoring Leader	-	-	Blocks	--	1, 2x, last at USC Upstate, 2/5/22*
Rebounding Leader	-	-	3-FG Made	1, 2x, last at DePaul, 11/11/23	6, 2x, last at Ark.-Pine Bluff, 2/13/23^
Assist Leader	-	-	FG Made	2, at DePaul, 11/11/23	9, at Tenn. Southern, 11/25/22^
			FT Made	2, at DePaul, 11/11/23	6, vs. Southern, 3/9/23^
			Minutes	23, at Portland, 11/6/23	39, vs. Radford, 1/19/21*
				*at Campbell ^at Alabama A&M	

- Played 23 minutes with four assists in LBSU debut
- Graduate transfer from Alabama A&M
- Needs 95 points for 1,000 Division I points scored
- Career 37.3% 3-point shooter and shot 40.8% last season
- Played in 82 games over three seasons at Campbell

PREVIOUS SCHOOLS:

Alabama A&M
Campbell
North Atlanta HS

MAJOR: Master's - Sport Management

2023-24 Game-By-Game

Opponent	Date	GS	MIN	Total		3-Pointers		Free throws		Rebounds				Other Stats						
				FG-FGA	PCT	3FG-3FGA	PCT	FT-FTA	PCT	OFF	DEF	TOT	AVG	PF	A	TO	BLK	STL	PTS	AVG
at Portland	11/06/2023		23:14	1-6	.167	1-6	.167	0-0	.000	2	0	2	2.0	0	4	0	0	0	3	3.0
at DePaul	11/11/2023		15:21	2-5	.400	1-3	.333	2-2	1.000	0	0	0	1.0	0	1	0	0	0	7	5.0
Totals		0	38:35	3-11	.273	2-9	.222	2-2	1.000	2	0	2	1.0	0	5	0	0	0	10	5.0

THOMPSON, Messiah

SEASON	TEAM	GP-GS	MIN/AVG	Field Goals		3-Point		F-Throws		Rebounds				Scoring						
				FG-FGA	FG%	3FG-3FGA	3FG%	FT-FTA	FT%	OFF	DEF	TOT	AVG	PF-FO	A	TO	BLK	STL	PTS	AVG
2019-20	Campb	26-0	266/10.2	36-95	.379	19-57	.333	4-5	.800	6	23	29	1.1	22-0	26	18	1	16	95	3.7
2020-21	Campb	27-6	678/25.1	82-195	.421	48-120	.400	16-26	.615	7	38	45	1.7	58-2	56	29	0	16	228	8.4
2021-22	Campb	29-2	700/24.2	86-217	.396	37-116	.319	26-33	.788	6	48	54	1.9	52-0	58	38	1	24	235	8.1
2022-23	AAMU	32-26	859/26.9	125-298	.419	62-152	.408	32-55	.582	9	54	63	2.0	65-1	102	61	0	50	344	10.8
2023-24	LBSU	2-0	39/19.3	3-11	.273	2-9	.222	2-2	1.000	2	0	2	1.0	0-0	5	0	0	0	10	5.0
TOTAL FOR LBSU		2-0	39/19.3	3-11	.273	2-9	.222	2-2	1.000	2	0	2	1.0	0-0	5	0	0	0	10	5.0
TOTAL		116-34	2543/21.9	332-816	.407	168-454	.370	80-121	.661	30	163	193	1.7	197-3	247	146	2	106	912	7.9

5

Jason Hart Jr.

R-Freshman | 6-2 | 185 | G | Los Angeles, Calif.



Superlatives	Season	Career	Category	Season High	Career High
10+ Points	-	-	Points	--	--
20+ Points	-	-	Rebounds	--	1, vs. North Texas, 11/26/22
10+ Rebounds	-	-	Assists	--	1, vs. Vermont, 11/27/22
Double-Doubles	-	-	Steals	--	--
Scoring Leader	-	-	Blocks	--	--
Rebounding Leader	-	-	3-FG Made	--	--
Assist Leader	-	-	FG Made	--	--
			FT Made	--	--
			Minutes	--	7, vs. St. Katherine, 11/19/22

- Out from November on 2022-23 season as a medical redshirt
- Debuted for Long Beach State at UCLA
- A first-team All-CIF selection out of St. Bernard HS
- First Team all-league after averaging 12.0 points and 3.4 assists
- Father is former NBA Player Jason Hart

PREVIOUS SCHOOLS:
St. Bernard HS

MAJOR: Undeclared

2023-24 Game-By-Game

HART JR., Jason		Hart Jr.'s Career Statistics																		
		Field Goals				3-Point		F-Throws		Rebounds								Scoring		
SEASON	TEAM	GP-GS	MIN/AVG	FG-FGA	FG%	3FG-3FGA	3FG%	FT-FTA	FT%	OFF	DEF	TOT	AVG	PF-FO	A	TO	BLK	STL	PTS	AVG
2022-23	LBSU	5-0	15/2.9	0-3	.000	0-0	.000	0-0	.000	0	1	1	0.2	1-0	1	3	0	0	0	0.0
TOTAL		5-0	15/2.9	0-3	.000	0-0	.000	0-0	.000	0	1	1	0.2	1-0	1	3	0	0	0	0.0

10

AJ George

Sophomore | 6-6 | 190 | F | Fresno, Calif.



Superlatives	Season	Career	Category	Season High	Career High
10+ Points	-	13	Points	7, at Portland, 11/6/23	20, vs. Hawai'i, 2/18/23
20+ Points	-	1	Rebounds	6, at DePaul, 11/11/23	7, 2x, last at CS Fullerton, 2/2/23
10+ Rebounds	-	-	Assists	1, at Portland, 11/6/23	3, 2x, last at UC Riverside, 2/15/23
Double-Doubles	-	-	Steals	2, at Portland, 11/6/23	4, at Sac State, 12/10/22
Scoring Leader	-	3	Blocks	1, 2x, last at DePaul, 11/11/23	3, at CS Fullerton, 2/2/23
Rebounding Leader	-	-	3-FG Made	--	2, 3x, last at UC Davis, 3/4/23
Assist Leader	-	2	FG Made	3, at Portland, 11/6/23	9, vs. Hawai'i, 2/18/23
			FT Made	2, at DePaul, 11/11/23	5, 4x, last vs. Cal Poly, 3/7/23
			Minutes	27, at DePaul, 11/11/23	49, at UC San Diego, 1/21/23

- Averaged 8.6 points and 3.1 rebounds per game as a R-Fr.
- Injured prior to start the season and redshirted during 2021-22
- Averaged 24 points and 8 rebounds per game a senior in HS
- Two-sport athlete at Hoover HS (Football)

PREVIOUS SCHOOLS:
Hoover HS

MAJOR: Journalism

2023-24 Game-By-Game

Opponent	Date	GS	MIN	Total		3-Pointers		Free throws		Rebounds				PF	A	TO	BLK	STL	PTS	AVG
				FG-FGA	PCT	3FG-3FGA	PCT	FT-FTA	PCT	OFF	DEF	TOT	AVG							
at Portland	11/06/2023		21:55	3-6	.500	0-0	.000	1-3	.333	2	3	5	5.0	3	1	1	1	2	7	7.0
at DePaul	11/11/2023		27:15	1-5	.200	0-0	.000	2-2	1.000	2	4	6	5.5	3	0	2	1	0	4	5.5
Totals		0	49:10	4-11	.364	0-0	.000	3-5	.600	4	7	11	5.5	6	1	3	2	2	11	5.5

GEORGE, Aj

George's Career Statistics

SEASON	TEAM	GP-GS	MIN/AVG	Field Goals		3-Point		F-Throws		Rebounds				Scoring						
				FG-FGA	FG%	3FG-3FGA	3FG%	FT-FTA	FT%	OFF	DEF	TOT	AVG	PF-FO	A	TO	BLK	STL	PTS	AVG
2022-23	LBSU	33-25	862/26.1	109-194	.562	12-29	.414	53-78	.679	35	66	101	3.1	45-2	36	31	15	24	283	8.6
2023-24	LBSU	2-0	49/24.6	4-11	.364	0-0	.000	3-5	.600	4	7	11	5.5	6-0	1	3	2	2	11	5.5
TOTAL		35-25	911/26.0	113-205	.551	12-29	.414	56-83	.675	39	73	112	3.2	51-2	37	34	17	26	294	8.4

11

Varick Lewis

Freshman | 6-3 | 190 | G | Elk Grove, Calif.



Superlatives	Season	Career	Category	Season High	Career High
10+ Points	-	-	Points	--	--
20+ Points	-	-	Rebounds	--	--
10+ Rebounds	-	-	Assists	--	--
Double-Doubles	-	-	Steals	1, at Portland, 11/6/23	1, at Portland, 11/6/23
Scoring Leader	-	-	Blocks	--	--
Rebounding Leader	-	-	3-FG Made	--	--
Assist Leader	-	-	FG Made	--	--
			FT Made	--	--
			Minutes	3, at Portland, 11/6/23	3, at Portland, 11/6/23

- Debuted against Portland on November 6
- Rated as the No. 22 prospect in CA from the 2023 class
- Averaged over 20 points per game in three years at Monterey Trail

PREVIOUS SCHOOLS:
Monterey Trail HS

MAJOR: Business

2023-24 Game-By-Game

Opponent	Date	GS	MIN	Total		3-Pointers		Free throws		Rebounds				PF	A	TO	BLK	STL	PTS	AVG
				FG-FGA	PCT	3FG-3FGA	PCT	FT-FTA	PCT	OFF	DEF	TOT	AVG							
at Portland	11/06/2023		02:30	0-2	.000	0-2	.000	0-0	.000	0	0	0	0.0	0	0	0	0	1	0	0.0
at DePaul	11/11/2023		01:12	0-0	.000	0-0	.000	0-0	.000	0	0	0	0.0	0	0	0	0	0	0	0.0
Totals		0	03:42	0-2	.000	0-2	.000	0-0	.000	0	0	0	0.0	0	0	0	0	1	0	0.0

LEWIS, Varrick

Lewis' Career Statistics

SEASON	TEAM	GP-GS	MIN/AVG	Field Goals		3-Point		F-Throws		Rebounds				Scoring						
				FG-FGA	FG%	3FG-3FGA	3FG%	FT-FTA	FT%	OFF	DEF	TOT	AVG	PF-FO	A	TO	BLK	STL	PTS	AVG
2023-24	LBSU	2-0	4/1.8	0-2	.000	0-2	.000	0-0	.000	0	0	0	0.0	0-0	0	0	0	1	0	0.0
TOTAL		2-0	4/1.8	0-2	.000	0-2	.000	0-0	.000	0	0	0	0.0	0-0	0	0	0	1	0	0.0

12

Jadon Jones

Junior | 6-5 | 185 | G | Long Beach, Calif.



Superlatives	Season	Career	Category	Season High	Career High
10+ Points	1	35	Points	23, at Portland, 11/6/23	27, at UCLA, 1/6/22
20+ Points	1	5	Rebounds	4, at Portland, 11/6/23	11, vs. CSUN, 3/9/21
10+ Rebounds	-	1	Assists	3, at DePaul, 11/11/23	5, vs. UC San Diego, 2/24/22
Double-Doubles	-	1	Steals	4, at DePaul, 11/11/23	5, vs. Cal Poly, 2/5/22
Scoring Leader	1	10	Blocks	1, at Portland, 11/6/23	3, 6x, last vs. UC Irvine, 2/4/23
Rebounding Leader	-	9	3-FG Made	5, at Portland, 11/6/23	6, vs. UC Davis, 3/3/22
Assist Leader	-	5	FG Made	6, at Portland, 11/6/23	9, at CSUN, 2/17/22
			FT Made	6, at Portland, 11/6/23	10, at UCLA, 1/6/22
			Minutes	34, at Portland, 11/6/23	42, 2x, last at UC Davis, 3/4/23

- Ranks 9th in 3-pointers made at Long Beach State
- Third Big West Defensive Player of the Year from LBSU (21-22)
- Averaged 18.5 points per game, named Big West All-Tourney in 20-21
- Fifth in single-season at LBSU with 44.4 3-point percentage in 20-21
- Local product from St. Anthony High School

AWARDS:

- 2022 Big West Defensive Player of the Year
- 2022 Honorable Mention All-Big West
- 2021 Big West Tournament All-Tournament Team

PREVIOUS SCHOOLS:

St. Anthony HS

MAJOR: Business Management

2023-24 Game-By-Game

Opponent	Date	GS	MIN	Total		3-Pointers		Free throws		Rebounds				Other						
				FG-FGA	PCT	3FG-3FGA	PCT	FT-FTA	PCT	OFF	DEF	TOT	AVG	PF	A	TO	BLK	STL	PTS	AVG
at Portland	11/06/2023	*	34:12	6-15	.400	5-12	.417	6-8	.750	1	3	4	4.0	4	2	3	1	3	23	23.0
at DePaul	11/11/2023	*	26:13	1-6	.167	1-5	.200	2-2	1.000	1	3	4	4.0	1	3	2	0	4	5	14.0
Totals		2	60:25	7-21	.333	6-17	.353	8-10	.800	2	6	8	4.0	5	5	5	1	7	28	14.0

JONES, Jadon


Jones' Career Statistics

SEASON	TEAM	GP-GS	MIN/AVG	Field Goals		3-Point		F-Throws		Rebounds				Scoring						
				FG-FGA	FG%	3FG-3FGA	3FG%	FT-FTA	FT%	OFF	DEF	TOT	AVG	PF-FO	A	TO	BLK	STL	PTS	AVG
2020-21	LBSU	18-13	448/24.9	54-108	.500	32-72	.444	12-15	.800	13	51	64	3.6	30-2	11	14	11	15	152	8.4
2021-22	LBSU	33-29	920/27.9	110-257	.428	66-178	.371	62-72	.861	23	120	143	4.3	72-0	34	32	28	46	348	10.5
2022-23	LBSU	27-19	782/29.0	69-198	.348	43-136	.316	44-56	.786	12	70	82	3.0	58-2	55	23	22	45	225	8.3
2023-24	LBSU	2-2	60/30.2	7-21	.333	6-17	.353	8-10	.800	2	6	8	4.0	5-0	5	5	1	7	28	14.0
TOTAL		80-63	2211/27.6	240-584	.411	147-403	.365	126-153	.824	50	247	297	3.7	165-4	105	74	62	113	753	9.4

13

Chayce Polynice

Senior | 6-11 | 230 | F | Van Nuys, Calif.



Superlatives	Season	Career	Category	Season High	Career High
10+ Points	-	2	Points	--	16, vs. Life Pacific, 12/19/22
20+ Points	-	-	Rebounds	--	6, vs. Life Pacific, 12/19/22
10+ Rebounds	-	-	Assists	--	3, vs. Life Pacific, 12/19/22
Double-Doubles	-	-	Steals	--	1, 2x, last vs. Idaho, 12/21/22
Scoring Leader	-	-	Blocks	--	2, at CBU, 11/7/22
Rebounding Leader	-	-	3-FG Made	--	1, 3x, last vs. Cal Poly, 1/12/23
Assist Leader	-	-	FG Made	--	6, vs. Life Pacific, 12/19/22
			FT Made	--	4, vs. Life Pacific, 12/19/22
			Minutes	--	17, vs. Life Pacific, 12/19/22

- Recovering from a preseason injury
- Set two career highs with 16 points and 6 rebounds vs. Life Pacific
- Double figures off the bench with 10 points against St. Katherine
- Averaged 10.3 points and 6.5 rebounds per game at CSI
- Son of 15-year NBA pro Olden Polynice

PREVIOUS SCHOOLS:
 Grant HS
 College of Southern Idaho

MAJOR: Sociology

2023-24 Game-By-Game

POLYNICE, Chayce		Polynice's Career Statistics																		
				Field Goals		3-Point		F-Throws		Rebounds								Scoring		
SEASON	TEAM	GP-GS	MIN/AVG	FG-FGA	FG%	3FG-3FGA	3FG%	FT-FTA	FT%	OFF	DEF	TOT	AVG	PF-FO	A	TO	BLK	STL	PTS	AVG
2022-23	LBSU	23-0	194/8.4	31-68	.456	3-13	.231	10-24	.417	10	26	36	1.6	27-0	7	12	8	2	75	3.3
TOTAL		23-0	194/8.4	31-68	.456	3-13	.231	10-24	.417	10	26	36	1.6	27-0	7	12	8	2	75	3.3

23

Lassina Traore

Junior | 6-10 | 230 | F | Abidjan, Côte d'Ivoire



Superlatives	Season	Career	Category	Season High	Career High
10+ Points	1	26	Points	17, at DePaul, 11/11/23	22, 2x, last at UC Davis, 3/4/23
20+ Points	-	3	Rebounds	11, at DePaul, 11/11/23	20, 2x, last at UC Davis, 3/4/23
10+ Rebounds	1	19	Assists	--	3, 6x, last vs. Cal Poly, 3/7/23
20+ Rebounds	-	2	Steals	--	3, vs. UC Davis, 1/28/23
Double-Doubles	1	18	Blocks	--	2, 4x, last vs. CS Fullerton, 1/19/23
Scoring Leader	-	9	3-FG Made	--	--
Rebounding Leader	1	21	FG Made	7, at DePaul, 11/11/23	9, 2x, last at UC Davis, 3/4/23
Assist Leader	-	2	FT Made	3, at DePaul, 11/11/23	10, vs. CSU Bakersfield, 3/2/23
			Minutes	34, at DePaul, 11/11/23	46, at UC Davis, 3/4/23

- Recorded first double-double in win at DePaul
- Averaged 12.9 points and led Big West at 10.5 rebounds per game
- Led the Big West with 17 double-doubles, 9th in NCAA in 2023
- One of 14 players to average a double-double in Division I in 22-23
- Ranked 8th in the NCAA in rebounds per game
- First LBSU player since 1983 with a 20/20 game
- Played 19 games with Saint Louis as a true freshman
- Previously played in Ivory Coast with Aboubacar Traore
- Nickname is Basile (buh-zill)

AWARDS:

- 2023 Big West Newcomer of the Year
- 2023 Second Team NABC All-District 9
- 2023 First Team All-Big West

PREVIOUS SCHOOLS:

- Saint Louis
- Victory Rock Prep

MAJOR: American Studies

2023-24 Game-By-Game

Opponent	Date	GS	MIN	Total		3-Pointers		Free throws		Rebounds				PF	A	TO	BLK	STL	PTS	AVG
				FG-FGA	PCT	3FG-3FGA	PCT	FT-FTA	PCT	OFF	DEF	TOT	AVG							
at Portland	11/06/2023	*	31:53	1-10	.100	0-0	.000	1-2	.500	2	6	8	8.0	4	0	3	0	0	3	3.0
at DePaul	11/11/2023	*	33:38	7-11	.636	0-0	.000	3-4	.750	1	10	11	9.5	3	0	2	0	0	17	10.0
Totals		2	65:31	8-21	.381	0-0	.000	4-6	.667	3	16	19	9.5	7	0	5	0	0	20	10.0

TRAORE, Lassina

Traore's Career Statistics

SEASON	TEAM	GP-GS	MIN/AVG	Field Goals		3-Point		F-Throws		Rebounds				Scoring						
				FG-FGA	FG%	3FG-3FGA	3FG%	FT-FTA	FT%	OFF	DEF	TOT	AVG	PF-FO	A	TO	BLK	STL	PTS	AVG
2021-22	SLU	19-0	147/7.7	20-33	.606	0-0	.000	6-8	.750	21	34	55	2.9	26-0	5	18	3	5	46	2.4
2022-23	LBSU	33-33	927/28.1	171-320	.534	0-0	.000	84-123	.683	112	235	347	10.5	94-4	38	59	20	27	426	12.9
2023-24	LBSU	2-2	66/32.8	8-21	.381	0-0	.000	4-6	.667	3	16	19	9.5	7-0	0	5	0	0	20	10.0
TOTAL FOR LBSU	35-35	993/28.4	179-341	.525	0-0	.000	88-129	.682	115	251	366	10.5	101-4	38	64	20	27	446	12.7	
TOTAL	54-35	1139/21.1	199-374	.532	0-0	.000	94-137	.686	136	285	421	7.8	127-4	43	82	23	32	492	9.1	

25

Aboubacar Traore

Junior | 6-5 | 195 | F | Abidjan, Côte d'Ivoire



Superlatives	Season	Career	Category	Season High	Career High
10+ Points	2	34	Points	16, at Portland, 11/6/23	19, vs. UC Irvine, 1/22/22
20+ Points	-	-	Rebounds	9, 2x, last at DePaul, 11/11/23	23, at UC Riverside, 1/27/22
10+ Rebounds	-	22	Assists	5, at Portland, 11/6/23	8, vs. CSUN, 2/25/23
20+ Rebounds	-	2	Steals	1, at Portland, 11/6/23	4, 2x, last vs. Life Pacific, 12/19/22
Double-Doubles	-	19	Blocks	2, at DePaul, 11/11/23	4, 3x, last vs. CS Fullerton, 2/8/22
Scoring Leader	-	3	3-FG Made	--	1, 3x, last vs. Cal Poly, 1/12/23
Rebounding Leader	1	36	FG Made	6, at Portland, 11/6/23	8, 2x, last vs. UC Santa Barbara, 2/9/23
Assist Leader	1	18	FT Made	4, at Portland, 11/6/23	7, vs. UC Irvine, 1/22/22
			Minutes	36, at DePaul, 11/11/23	54, at UC San Diego, 1/21/23

- 12th in career rebounding at Long Beach State
- Tied with NBA veteran Bryon Russell
- Played with the Ivory Coast senior national team over the summer
- Top 2 in the Big West in rebounding in last two seasons at LBSU
- Averaged 11.0 points, 9.1 rebounds and 4.4 assists in league play in 22-23
- Ranked 9th single-season blocks at LBSU in 21-22
- Set modern-era LBSU record with 23 rebounds at UCR (21-22)
- Averaged 20 points, 9 rebounds and 7 assists in high school
- Nickname is Kader (Kah-DEER)

AWARDS:
 2023 Honorable Mention All-Big West
 2023 Big West Hustle Player of the Year
 2022 Honorable Mention All-Big West

PREVIOUS SCHOOLS:
 Churchill High School

MAJOR: Sociology

2023-24 Game-By-Game

Opponent	Date	GS	MIN	Total		3-Pointers		Free throws		Rebounds				PF	A	TO	BLK	STL	PTS	AVG
				FG-FGA	PCT	3FG-3FGA	PCT	FT-FTA	PCT	OFF	DEF	TOT	AVG							
at Portland	11/06/2023	*	31:16	6-10	.600	0-2	.000	4-4	1.000	5	4	9	9.0	5	5	4	1	1	16	16.0
at DePaul	11/11/2023	*	36:03	5-8	.625	0-0	.000	2-6	.333	2	7	9	9.0	2	1	3	2	0	12	14.0
Totals		2	67:19	11-18	.611	0-2	.000	6-10	.600	7	11	18	9.0	7	6	7	3	1	28	14.0

TRAORE, Aboubacar

Traore's Career Statistics

SEASON	TEAM	GP-GS	MIN/AVG	Field Goals		3-Point		F-Throws		Rebounds				Scoring						
				FG-FGA	FG%	3FG-3FGA	3FG%	FT-FTA	FT%	OFF	DEF	TOT	AVG	PF-FO	A	TO	BLK	STL	PTS	AVG
2021-22	LBSU	32-24	753/23.5	107-174	.615	0-1	.000	52-91	.571	94	165	259	8.1	90-1	43	49	41	29	266	8.3
2022-23	LBSU	33-33	1042/31.6	126-228	.553	3-10	.300	79-118	.669	104	186	290	8.8	100-4	114	82	22	39	334	10.1
2023-24	LBSU	2-2	67/33.7	11-18	.611	0-2	.000	6-10	.600	7	11	18	9.0	7-1	6	7	3	1	28	14.0
TOTAL		67-59	1862/27.8	244-420	.581	3-13	.231	137-219	.626	205	362	567	8.5	197-6	163	138	66	69	628	9.4

35

Shaumba Ngoyi

R-Freshman | 6-9 | 200 | F | Kinshasha, DR Congo



Superlatives	Season	Career	Category	Season High	Career High
10+ Points	-	-	Points	--	--
20+ Points	-	-	Rebounds	--	--
10+ Rebounds	-	-	Assists	--	--
Double-Doubles	-	-	Steals	--	--
Scoring Leader	-	-	Blocks	--	--
Rebounding Leader	-	-	3-FG Made	--	--
Assist Leader	-	-	FG Made	--	---
			FT Made	--	--
			Minutes	--	--

- Missed the 2022-23 season as a medical redshirt
- Still in recovery from that injury
- Averaged a double-double all four year of high school

PREVIOUS SCHOOLS:
Sunrise Christian Academy

MAJOR: Undeclared


2023-24 Game-By-Game

Ngoyi's Career Statistics

40

Jeffrey Yan

Senior | 6-9 | 260 | F | Shanghai, China



Superlatives	Season	Career	Category	Season High	Career High
10+ Points	-	-	Points	--	5. vs. Bethesda, 12/8/21
20+ Points	-	-	Rebounds	--	5. vs. UC San Diego, 2/24/22
10+ Rebounds	-	-	Assists	--	2. vs. CSUB, 1/1/21
Double-Doubles	-	-	Steals	--	--
Scoring Leader	-	-	Blocks	--	--
Rebounding Leader	-	-	3-FG Made	--	--
Assist Leader	-	-	FG Made	--	2. at Seattle, 12/23/19
			FT Made	--	5. vs. Bethesda, 12/8/21
			Minutes	--	22, vs. CSU Bakersfield, 1/1/21

- Returns to the Beach for his fifth and final season
- Will reach 50 games played after two appearances
- Made first career start at UC Irvine in 21-22
- Played a career high 16 games in 2021-22
- Provided frontcourt depth, playing in 11 games in 2020-21
- Redshirted during the 2018-19 season
- Averaged 8.0 points and 6.7 rebounds as a senior in HS

PREVIOUS SCHOOLS:

Capistrano Valley Christian HS

MAJOR: Business Management

2023-24 Game-By-Game

YAN, Jeffrey		Yan's Career Statistics																		
SEASON	TEAM	GP-GS	MIN/AVG	Field Goals		3-Point		F-Throws		Rebounds				Scoring						
				FG-FGA	FG%	3FG-3FGA	3FG%	FT-FTA	FT%	OFF	DEF	TOT	AVG	PF	FO	A	TO	BLK	STL	PTS
2019-20	LBSU	12-0	19/1.5	3-6	.500	0-0	.000	1-3	.333	1	2	3	0.3	1-0	1	1	0	0	7	0.6
2020-21	LBSU	11-0	56/5.1	0-4	.000	0-0	.000	2-2	1.000	1	5	6	0.5	10-0	2	2	1	0	2	0.2
2021-22	LBSU	16-1	50/3.1	2-9	.222	0-0	.000	5-6	.833	8	4	12	0.8	0-0	2	2	0	0	9	0.6
2022-23	LBSU	9-0	31/3.5	3-7	.429	0-0	.000	4-4	1.000	2	3	5	0.6	2-0	1	4	0	0	10	1.1
TOTAL		48-1	156/3.2	8-26	.308	0-0	.000	12-15	.800	12	14	26	0.5	13-0	6	9	1	0	28	0.6

2022-23 Home Statistics

Game Records

Record	Overall	Home	Away	Neutral
ALL GAMES	9-5	9-5	0-0	0-0
CONFERENCE	6-4	6-4	0-0	0-0
NON-CONFERENCE	3-1	3-1	0-0	0-0

Score by Periods

Team	1st	2nd	OT	TOT
Long Beach St.	520	536	23	1079
Opponents	418	527	20	965

Team Box Score

No.	Player				Total		3-Point		F-Throw		Rebounds								PTS	AVG		
		GP-GS	MIN	AVG	FG-FGA	FG%	3FG-3FGA	3FG%	FT-FTA	FT%	OFF	DEF	TOT	AVG	PF	DQ	A	TO			BLK	STL
11	MURRAY, Joel	6-6	183:47	30.6	49-100	.490	7-21	.333	9-13	.692	4	21	25	4.2	10	0	16	9	0	14	114	19.0
0	TSOHONIS, Marcus	13-10	332:43	25.6	65-160	.406	7-36	.194	41-56	.732	12	41	53	4.1	15	0	32	33	2	16	178	13.7
23	TRAORE, Lassina	14-14	379:08	27.1	73-129	.566	0-0	.000	36-56	.643	39	103	142	10.1	36	0	14	27	7	10	182	13.0
25	TRAORE, Aboubacar	14-14	427:29	30.5	56-102	.549	3-5	.600	39-59	.661	51	83	134	9.6	40	2	51	32	9	15	154	11.0
12	JONES, Jadon	13-8	378:37	29.1	31-90	.344	20-65	.308	24-29	.828	5	28	33	2.5	30	1	23	14	13	23	106	8.2
10	GEORGE, AJ	14-10	341:20	24.4	42-72	.583	6-14	.429	21-30	.700	11	28	39	2.8	17	1	19	10	4	9	111	7.9
21	HUNTER, Tone	14-6	310:18	22.2	28-72	.389	6-19	.316	21-23	.913	5	27	32	2.3	24	1	41	49	2	13	83	5.9
1	STROUD, Amari	11-0	171:08	15.6	20-44	.455	0-1	.000	20-30	.667	18	24	42	3.8	26	0	10	11	3	4	60	5.5
13	POLYNICE, Chayce	11-0	92:48	8.4	22-38	.579	3-10	.300	6-14	.429	6	10	16	1.5	10	0	5	5	2	1	53	4.8
33	ROTEGAARD, Tobias	14-2	180:50	12.9	11-41	.268	6-32	.188	1-2	.500	3	10	13	0.9	18	0	10	6	1	4	29	2.1
3	MONSON, Maddox	3-0	21:24	7.1	1-7	.143	1-6	.167	2-2	1.000	0	1	1	0.3	1	0	0	2	0	1	5	1.7
40	YAN, Jeffrey	4-0	22:45	5.7	2-5	.400	0-0	.000	0-0	.000	0	3	3	0.8	1	0	1	4	0	0	4	1.0
5	HART JR., Jason	2-0	07:43	3.9	0-1	.000	0-0	.000	0-0	.000	0	0	0	0.0	1	0	0	2	0	0	0	0.0
Team											19	11	30				1					
Total		14	2850		400-861	.465	59-209	.282	220-314	.701	173	390	563	40.2	229	5	222	205	43	110	1079	77.1
Opponents		14	2850		338-843	.401	105-323	.325	184-254	.724	130	317	447	31.9	267	10	191	206	28	115	965	68.9

Team Statistics

	LBSU	OPP
Scoring	1079	965
Points per game	77.1	68.9
Scoring margin	+8.1	-
Field goals-att	400-861	338-843
Field goal pct	.465	.401
3 point fg-att	59-209	105-323
3-point FG pct	.282	.325
3-pt FG made per game	4.2	7.5
Free throws-att	220-314	184-254
Free throw pct	.701	.724
F-Throws made per game	15.7	13.1
Rebounds	563	447
Rebounds per game	40.2	31.9
Rebounding margin	+8.3	-
Assists	222	191
Assists per game	15.9	13.6
Turnovers	205	206
Turnovers per game	14.6	14.7
Turnover margin	+0.1	-
Assist/turnover ratio	1.1	0.9
Steals	110	115
Steals per game	7.9	8.2
Blocks	43	28
Blocks per game	3.1	2.0
Winning streak	2	-
Home win streak	2	-
Attendance	22931	0
Home games-Avg/Game	14-1638	0-0
Neutral site-Avg/Game	-	0-0

Team Results

Date	Opponent		Score	Att.
11/13/2022	Montana St.	L	57-70	2334
11/19/2022	St. Katherine	W	84-55	880
12/19/2022	LIFE Pacific	W	97-52	929
12/21/2022	Idaho	W	82-75	1114
12/29/2022	UC San Diego	Lot	83-85	1426
12/31/2022	UC Riverside	L	72-73	1143
01/12/2023	Cal Poly	W	77-58	1213
01/19/2023	Cal St. Fullerton	W	72-67	2354
01/28/2023	UC Davis	W	75-72	1549
02/04/2023	UC Irvine	Wot	93-88	2361
02/09/2023	UC Santa Barbara	L	72-75	2836
02/18/2023	Hawaii	L	67-70	1715
02/25/2023	CSUN	W	71-64	1597
03/02/2023	CSU Bakersfield	W	77-61	1480

2023-24 Away Statistics

Game Records

Record	Overall	Home	Away	Neutral
ALL GAMES	1-1	0-0	1-1	0-0
CONFERENCE	0-0	0-0	0-0	0-0
NON-CONFERENCE	1-1	0-0	1-1	0-0

Score by Periods

Team	1st	2nd	OT	TOT
Long Beach St.	68	82	0	150
Opponents	53	98	0	151

Team Box Score

No.	Player				Total		3-Point		F-Throw		Rebounds											
		GP-GS	MIN	AVG	FG-FGA	FG%	3FG-3FGA	3FG%	FT-FTA	FT%	OFF	DEF	TOT	AVG	PF	DQ	A	TO	BLK	STL	PTS	AVG
0	TSOHONIS, Marcus	2-2	58:39	29.3	14-32	.438	4-10	.400	7-11	.636	2	3	5	2.5	6	0	3	1	0	0	39	19.5
12	JONES, Jadon	2-2	60:25	30.2	7-21	.333	6-17	.353	8-10	.800	2	6	8	4.0	5	0	5	5	1	7	28	14.0
25	TRAORE, Aboubacar	2-2	67:19	33.7	11-18	.611	0-2	.000	6-10	.600	7	11	18	9.0	7	1	6	7	3	1	28	14.0
23	TRAORE, Lassina	2-2	65:31	32.8	8-21	.381	0-0	.000	4-6	.667	3	16	19	9.5	7	0	0	5	0	0	20	10.0
10	GEORGE, AJ	2-0	49:10	24.6	4-11	.364	0-0	.000	3-5	.600	4	7	11	5.5	6	0	1	3	2	2	11	5.5
4	THOMPSON, Messiah	2-0	38:35	19.3	3-11	.273	2-9	.222	2-2	1.000	2	0	2	1.0	0	0	5	0	0	0	10	5.0
2	SILVA, Isa	2-2	41:27	20.7	3-7	.429	0-2	.000	2-4	.500	2	3	5	2.5	4	0	4	5	0	1	8	4.0
1	STROUD, Amari	2-0	14:34	7.3	3-7	.429	0-1	.000	0-1	.000	3	2	5	2.5	9	1	1	2	0	0	6	3.0
11	LEWIS, Varrick	2-0	03:42	1.8	0-2	.000	0-2	.000	0-0	.000	0	0	0	0.0	0	0	0	0	0	1	0	0.0
8	DJORDJEVIC, Eli	1-0	00:38	0.6	0-0	.000	0-0	.000	0-0	.000	0	0	0	0.0	0	0	0	0	0	0	0	0.0
Team											4	7	11				1					
Total		2	400		53-130	.408	12-43	.279	32-49	.653	29	55	84	42.0	44	2	25	29	6	12	150	75.0
Opponents		2	400		49-112	.438	14-51	.275	39-51	.765	15	54	69	34.5	41	2	29	28	12	11	151	75.5

Team Statistics

	LBSU	OPP
Scoring	150	151
Points per game	75.0	75.5
Scoring margin	-0.5	-
Field goals-att	53-130	49-112
Field goal pct	.408	.438
3 point fg-att	12-43	14-51
3-point FG pct	.279	.275
3-pt FG made per game	6.0	7.0
Free throws-att	32-49	39-51
Free throw pct	.653	.765
F-Throws made per game	16.0	19.5
Rebounds	84	69
Rebounds per game	42.0	34.5
Rebounding margin	+7.5	-
Assists	25	29
Assists per game	12.5	14.5
Turnovers	29	28
Turnovers per game	14.5	14.0
Turnover margin	-0.5	-
Assist/turnover ratio	0.9	1.0
Steals	12	11
Steals per game	6.0	5.5
Blocks	6	12
Blocks per game	3.0	6.0
Winning streak	1	-
Home win streak	0	-
Attendance	0	3724
Home games-Avg/Game	0-0	2-1862
Neutral site-Avg/Game	-	0-0

Team Results

Date	Opponent		Score	Att.
11/06/2023	at Portland	L	73-78	1073
11/11/2023	at DePaul	W	77-73	2651

2022-23 Neutral Statistics

Game Records

Record	Overall	Home	Away	Neutral
ALL GAMES	2-2	0-0	0-0	2-2
CONFERENCE	0-0	0-0	0-0	0-0
NON-CONFERENCE	2-2	0-0	0-0	2-2

Score by Periods

Team	1st	2nd	OT	TOT
Long Beach St.	144	127	0	271
Opponents	125	159	0	284

Team Box Score

No.	Player				Total		3-Point		F-Throw		Rebounds											
		GP-GS	MIN	AVG	FG-FGA	FG%	3FG-3FGA	3FG%	FT-FTA	FT%	OFF	DEF	TOT	AVG	PF	DQ	A	TO	BLK	STL	PTS	AVG
11	MURRAY, Joel	3-3	91:42	30.6	17-38	.447	2-7	.286	4-8	.500	0	8	8	2.7	3	0	15	4	1	1	40	13.3
0	TSOHONIS, Marcus	3-1	59:33	19.9	14-34	.412	3-12	.250	4-8	.500	2	6	8	2.7	2	0	4	6	0	1	35	11.7
12	JONES, Jadon	3-3	97:52	32.6	10-26	.385	7-19	.368	6-11	.545	5	8	13	4.3	5	0	7	1	3	5	33	11.0
23	TRAORE, Lassina	4-4	116:12	29.1	14-33	.424	0-0	.000	13-19	.684	7	25	32	8.0	9	1	8	11	4	6	41	10.3
10	GEORGE, AJ	4-4	107:33	26.9	15-25	.600	1-3	.333	8-13	.615	3	13	16	4.0	7	0	5	5	0	2	39	9.8
25	TRAORE, Aboubacar	4-4	123:36	30.9	15-25	.600	0-1	.000	2-4	.500	7	16	23	5.8	10	0	10	9	2	4	32	8.0
21	HUNTER, Tone	4-1	73:56	18.5	8-17	.471	1-8	.125	5-10	.500	0	4	4	1.0	12	0	11	9	0	7	22	5.5
33	ROTEGAARD, Tobias	4-0	61:01	15.3	7-13	.538	6-12	.500	1-2	.500	3	7	10	2.5	5	0	2	3	0	1	21	5.3
40	YAN, Jeffrey	1-0	00:55	0.9	1-2	.500	0-0	.000	0-0	.000	1	0	1	1.0	0	0	0	0	0	0	2	2.0
13	POLYNICE, Chayce	3-0	20:50	6.9	1-5	.200	0-0	.000	1-2	.500	1	2	3	1.0	6	0	1	2	1	0	3	1.0
1	STROUD, Amari	4-0	36:33	9.1	1-3	.333	0-0	.000	1-4	.250	1	3	4	1.0	5	0	2	2	2	2	3	0.8
3	MONSON, Maddox	3-0	04:50	1.6	0-2	.000	0-1	.000	0-0	.000	0	0	0	0.0	0	0	0	0	0	0	0	0.0
5	HART JR., Jason	2-0	05:27	2.7	0-1	.000	0-0	.000	0-0	.000	0	1	1	0.5	0	0	1	1	0	0	0	0.0
Team											6	8	14					4				
Total		4	800		103-224	.460	20-63	.317	45-81	.556	36	101	137	34.3	64	1	66	57	13	29	271	67.8
Opponents		4	800		100-235	.426	37-108	.343	47-67	.701	43	99	142	35.5	64	0	54	59	11	25	284	71.0

Team Statistics

	LBSU	OPP
Scoring	271	284
Points per game	67.8	71.0
Scoring margin	-3.3	-
Field goals-att	103-224	100-235
Field goal pct	.460	.426
3 point fg-att	20-63	37-108
3-point FG pct	.317	.343
3-pt FG made per game	5.0	9.3
Free throws-att	45-81	47-67
Free throw pct	.556	.701
F-Throws made per game	11.3	11.8
Rebounds	137	142
Rebounds per game	34.3	35.5
Rebounding margin	-1.3	-
Assists	66	54
Assists per game	16.5	13.5
Turnovers	57	59
Turnovers per game	14.3	14.8
Turnover margin	+0.5	-
Assist/turnover ratio	1.2	0.9
Steals	29	25
Steals per game	7.3	6.3
Blocks	13	11
Blocks per game	3.3	2.8
Winning streak	0	-
Home win streak	0	-
Attendance	0	0
Home games-Avg/Game	0-0	0-0
Neutral site-Avg/Game	-	4-496

Team Results

Date	Opponent		Score	Att.
11/25/2022	vs Oakland	W	78-70	374
11/26/2022	vs North Texas	L	47-68	334
11/27/2022	vs Vermont	W	78-58	278
03/07/2023	vs Cal Poly	L	68-88	999

2023-24 Results

Team Results

Date	Opponent		Score	Att.	High Points	High Rebounds
11/06/2023	at Portland	L	73-78	1073	(23) JONES, Jadon	(9) TRAORE, Aboubacar
11/11/2023	at DePaul	W	77-73	2651	(22) TSOHONIS, Marcus	(11) TRAORE, Lassina

Attendance Summary

	Games	Attend	Avg/Game
Home	0	0	0
Away	2	3724	1862
Neutral	0	0	0
Total	2	3724	1862

2023-24 Overall Statistics

Game Records

Record	Overall	Home	Away	Neutral
ALL GAMES	1-1	0-0	1-1	0-0
CONFERENCE	0-0	0-0	0-0	0-0
NON-CONFERENCE	1-1	0-0	1-1	0-0

Score by Periods

Team	1st	2nd	OT	TOT
Long Beach St.	68	82	0	150
Opponents	53	98	0	151

Team Box Score

No.	Player				Total		3-Point		F-Throw		Rebounds											
		GP-GS	MIN	AVG	FG-FGA	FG%	3FG-3FGA	3FG%	FT-FTA	FT%	OFF	DEF	TOT	AVG	PF	DQ	A	TO	BLK	STL	PTS	AVG
0	TSOHONIS, Marcus	2-2	58:39	29.3	14-32	.438	4-10	.400	7-11	.636	2	3	5	2.5	6	0	3	1	0	0	39	19.5
12	JONES, Jadon	2-2	60:25	30.2	7-21	.333	6-17	.353	8-10	.800	2	6	8	4.0	5	0	5	5	1	7	28	14.0
25	TRAORE, Aboubacar	2-2	67:19	33.7	11-18	.611	0-2	.000	6-10	.600	7	11	18	9.0	7	1	6	7	3	1	28	14.0
23	TRAORE, Lassina	2-2	65:31	32.8	8-21	.381	0-0	.000	4-6	.667	3	16	19	9.5	7	0	0	5	0	0	20	10.0
10	GEORGE, AJ	2-0	49:10	24.6	4-11	.364	0-0	.000	3-5	.600	4	7	11	5.5	6	0	1	3	2	2	11	5.5
4	THOMPSON, Messiah	2-0	38:35	19.3	3-11	.273	2-9	.222	2-2	1.000	2	0	2	1.0	0	0	5	0	0	0	10	5.0
2	SILVA, Isa	2-2	41:27	20.7	3-7	.429	0-2	.000	2-4	.500	2	3	5	2.5	4	0	4	5	0	1	8	4.0
1	STROUD, Amari	2-0	14:34	7.3	3-7	.429	0-1	.000	0-1	.000	3	2	5	2.5	9	1	1	2	0	0	6	3.0
11	LEWIS, Varrick	2-0	03:42	1.8	0-2	.000	0-2	.000	0-0	.000	0	0	0	0.0	0	0	0	0	0	1	0	0.0
8	DJORDJEVIC, Eli	1-0	00:38	0.6	0-0	.000	0-0	.000	0-0	.000	0	0	0	0.0	0	0	0	0	0	0	0	0.0
Team											4	7	11					1				
Total		2	400		53-130	.408	12-43	.279	32-49	.653	29	55	84	42.0	44	2	25	29	6	12	150	75.0
Opponents		2	400		49-112	.438	14-51	.275	39-51	.765	15	54	69	34.5	41	2	29	28	12	11	151	75.5

Team Statistics

	LBSU	OPP
Scoring	150	151
Points per game	75.0	75.5
Scoring margin	-0.5	-
Field goals-att	53-130	49-112
Field goal pct	.408	.438
3 point fg-att	12-43	14-51
3-point FG pct	.279	.275
3-pt FG made per game	6.0	7.0
Free throws-att	32-49	39-51
Free throw pct	.653	.765
F-Throws made per game	16.0	19.5
Rebounds	84	69
Rebounds per game	42.0	34.5
Rebounding margin	+7.5	-
Assists	25	29
Assists per game	12.5	14.5
Turnovers	29	28
Turnovers per game	14.5	14.0
Turnover margin	-0.5	-
Assist/turnover ratio	0.9	1.0
Steals	12	11
Steals per game	6.0	5.5
Blocks	6	12
Blocks per game	3.0	6.0
Winning streak	1	-
Home win streak	0	-
Attendance	0	3724
Home games-Avg/Game	0-0	2-1862
Neutral site-Avg/Game	-	0-0

Team Results

Date	Opponent		Score	Att.
11/06/2023	at Portland	L	73-78	1073
11/11/2023	at DePaul	W	77-73	2651