

# 2019 NEW MEXICO BOWL GUIDE



SATURDAY, DEC. 21 | NOON MT | DREAMSTYLE STADIUM | ALBUQUERQUE, N.M.



# QUICK FACTS

## SAN DIEGO STATE QUICK FACTS

**Location:** San Diego, Calif.  
**Founded:** 1897  
**Nickname:** Aztecs  
**Colors:** Scarlet and Black  
**Conference:** Mountain West (West Division)  
**Enrollment:** 32,005  
**Stadium:** SDCCU Stadium (Natural Grass/54,000)  
**President:** Dr. Adela de la Torre  
**Director of Athletics:** John David Wicker  
**Senior Associate AD/Communications & Media Relations:** Mike May  
**Office Phone:** 619.594.5547, **Cell Phone:** 619.957.8372  
**Website:** www.GoAztecs.com  
**Assistant Athletic Director - Media Relations:** Jamie McConeghy  
**Office Phone:** 619.594.5547, **Cell Phone:** 607.435.5577

### FOOTBALL INFORMATION

**Offensive Formation:** Multiple  
**Defensive Formation:** 3-3-5  
**Overall Record:** 9-3  
**Conference Record (Standing):** 5-3/T-1st (West)

### COACHING STAFF

Name (Alma Mater, Year)	Title
Rocky Long (New Mexico, '74)	Head Coach
Jeff Horton (Nevada, '81)	Associate Head Coach/Offensive Coordinator/Running Backs
Zach Arnett (New Mexico, '09)	Defensive Coordinator/Linebackers
Ron Caragher (UCLA, '90)	Tight Ends
Hunkie Cooper (UNLV, '91)	Wide Receivers
Doug Deakin (San Diego State, '10)	Special Teams Coordinator
Brady Hoke (Ball State, '82)	Defensive Line
Blake Morgan (Air Force, '99)	Quarterbacks
Richard Sanchez (New Mexico State, '93)	Safeties
Mike Schmidt (San Diego State, '09)	Offensive Line
Demetrius Sumler (Colorado, '11)	Cornerbacks

### SCHEDULE & RESULTS

Date	Opponent (Pre-bowl record)	W/L	Score	Att.	TV
A.31	Weber State (11-2 (as of Dec. 7))	W	6-0	40,222	None
S.7	at UCLA (4-8)	W	23-14	36,951	P12N
S.14	at New Mexico State (2-10)	W	31-10	10,123	FSAZ+
S.21	Utah State* (7-5)	L	17-23	27,367	CBSSN
O.5	at Colorado State* (4-8)	W	24-10	29,767	ESPN2
O.12	Wyoming* (7-5)	W	26-22	28,758	CBSSN
O.19	at San José State* (5-7)	W	27-17	18,285	None
O.26	at UNLV* (4-8)	W	20-17	19,652	CBSSN
N.9	Nevada* (7-5)	L	13-17	27,973	ESPN2
N.15	Fresno State* (4-8)	W	17-7	26,876	ESPN2
N.23	at Hawai'i* (9-5)	L	11-14	24,911	Spectrum
N.30	Brigham Young* (7-5)	W	13-3	28,180	CBSSN

### STATISTICAL LEADERS

Rushing	Att.	Yds.	Avg.	TD	Avg./G	Long
Juwan Washington	150	500	3.3	2	55.6	30
Chance Bell	88	373	4.2	2	33.9	22

Passing	Comp.	Att.	Int.	Pct.	Yds.	TD	Eff.
Ryan Agnew	216	340	5	63.5	2,175	11	125.0

Receiving	Rec.	Yds.	Avg.	TD	Avg./G	Long
Kobe Smith	57	673	11.8	4	56.1	42
Jesse Matthews	45	522	11.6	0	43.5	33

Tackles	UT	AT	TT	TFL	Sack	INT	PBU	FF	FR
Kyahva Tezino	42	54	96	9.0	3.0	1	2	2	0
Dwayne Johnson Jr.	50	36	86	1.5	0.0	1	5	1	2

## CENTRAL MICHIGAN QUICK FACTS

**Location:** Mount Pleasant, Mich.  
**Founded:** 1892  
**Nickname:** Chippewas  
**Colors:** Maroon and Gold  
**Conference:** Mid-American (West Division)  
**Enrollment:** 23,335  
**Stadium:** Kelly/Shorts Stadium (FieldTurf/30,255)  
**President:** Dr. Robert O. Davies  
**Director of Athletics:** Michael Alford  
**Associate AD for Sport Administration & Comm./Primary Football Contact:** Rob Wyman  
**Office Phone:** 989.774.3277, **Cell Phone:** 248.953.6471  
**Website:** www.OhioBobcats.com

### FOOTBALL INFORMATION

**Offensive Formation:** Multiple  
**Defensive Formation:** 4-3  
**Overall Record:** 8-5  
**Conference Record (Standing):** 6-2/1st (West)

### COACHING STAFF

Name (Alma Mater, Year)	Title
Jim McElwain (Eastern Washington, '84)	Head Coach
Robb Akey (Weber State, '88)	Defensive Coordinator
Charlie Frye (Akron, '05)	Offensive Coordinator/Quarterbacks
Kevin Barbay (Lamar, '05)	Assistant Head Coach/Wide Receivers
Ryan Beard (Western Kentucky, '12)	Special Teams Coordinator/Safeties
Mike Cummings (Buffalo, '84)	Offensive Line
Mark DeBastiani (Sheperd, '94)	Linebackers
Justin Hinds (Rowan, '09)	Defensive Line
Cornell Jackson (Sterling, '86)	Running Backs
David Rowe (Rutgers, '12)	Cornerbacks
Tavita Thompson (Oregon State, '08)	Tight Ends

### SCHEDULE & RESULTS

Date	Opponent (Pre-bowl record)	W/L	Score	Att.	TV
A.29	Albany (9-5)	W	38-21	None	None
S.7	at Wisconsin (10-3)	L	0-61	BION	
S.14	Akron* (0-12)	W	45-24	None	
S.21	at Miami (Fla.) (6-6)	L	12-17	ACCN	
S.28	at Western Michigan* (7-5)	L	15-31	CBSSN	
O.5	Eastern Michigan* (6-6)	W	42-16	None	
O.12	New Mexico State (2-10)	W	42-28	None	
O.19	at Bowling Green* (3-9)	W	38-20	None	
O.26	at Buffalo* (7-5)	L	20-42	None	
N.2	Northern Illinois* (5-7)	W	48-10	CBSSN	
N.16	at Ball State* (5-7)	W	45-44	CBSSN	
N.29	Toledo* (6-6)	W	49-7	ESPNU	
D.7	vs. Miami (OH) (8-5) (MAC Champ)	L	21-26	ESPNU	

### STATISTICAL LEADERS

Rushing	Att.	Yds.	Avg.	TD	Avg./G	Long
Jonathan Ward	174	1,082	6.2	15	98.4	86
Kobe Lewis	177	977	5.5	11	75.6	75

Passing	Comp.	Att.	Int.	Pct.	Yds.	TD	Eff.
Quinten Dormady	179	268	6	66.8	2,148	14	146.9

Receiving	Rec.	Yds.	Avg.	TD	Avg./G	Long
Kalil Pimpleton	79	823	10.4	6	63.3	80
JaCorey Sullivan	54	776	14.4	3	64.7	37

Tackles	UT	AT	TT	TFL	Sack	Int	PBU	FF	FR
Troy Brown	72	13	85	16.0	1.0	3	2	0	1
Michael Oliver	45	37	82	8.0	0.0	1	2	1	1

# SAN DIEGO STATE FOOTBALL

10 Straight Bowl Game Appearances • 21 Conference Championships • 2016, 2015, 2012 Mountain West Champions  
 Contacts: Mike May, senior associate AD (mmay@sdsu.edu); Jamie McConeghy, assistant AD/media relations (jmcconeg@sdsu.edu)

## GAME 13 :: NEW MEXICO BOWL

**CENTRAL MICHIGAN CHIPPEWAS** (8-5; 6-2 MAC) VS. No. --/TV **SAN DIEGO STATE AZTECS** (9-3; 5-3 MW)  
 SAT., DEC. 21 :: Noon MT / 11 a.m. PT (announced) :: DREAMSTYLE STADIUM (39,224) :: ALBUQUERQUE, N.M.

### CENTRAL MICHIGAN



CMUCHIPPEWAS.COM

### SAN DIEGO STATE



GOAZTECS.COM

FBS Rk.	Statistics	FBS Rk.
31.9	Points/Game	119
26.8	Points Allowed/Game	4
186.7	Rushing Yds./Game	103
115.1	Rushing Yds. Allowed/Game	2
258.9	Passing Yds./Game	97
236.6	Passing Yds. Allowed/Game	52
445.6	Total Offense/Game	115
351.7	Total Defense/Game	5

Among the 130 FBS schools, San Diego State ranks 3rd in turnover margin (+1.25) and 8th in time of possession (33:28). SDSU allows just 3.80 points per opponent trip into the red zone (that is 22nd nationally).

## LIVE COVERAGE

TV: ESPN | Streaming: Watch ESPN



Clay Matvick (play-by-play)  
 Ryan Leaf (analysis)  
 Dr. Jerry Punch (sidelines)  
 Eric Posman (producer)

**Aztecs Radio Network:** 101.5 KGB / XTRA 1360 / Fox Sports Inland Empire (IE) 1350 (pregame starts at 9 a.m. PT on XTRA)



Ted Leitner (play-by-play)  
 Rich Ohrnberger (analyst)  
 Judson Richards (pre, half, post)  
 J.R. Tolver (pregame)

**National Radio:** Dave Neal (play-by-play), DJ Shockley (analyst), Dawn Davenport (sidelines), Owen Murphy (producer)

## 2019 SCHEDULE (9-3 / 5-3 MW)

	<b>Weber State</b>	<b>W</b>	<b>6-0</b>
	Sat., Aug. 31   San Diego, Calif.   Facebook		
	<b>at UCLA</b>	<b>W</b>	<b>23-14</b>
	Sat., Sept. 7   Pasadena, Calif.   Pac-12 Networks		
	<b>at New Mexico State</b>	<b>W</b>	<b>31-10</b>
	Sat., Sept. 14   Las Cruces, N.M.   FS Arizona Plus / FloFootball		
	<b>Utah State*</b>	<b>L</b>	<b>17-23</b>
	Sat., Sept. 21   SDCCU Stadium   CBSSN		
	<b>at Colorado State*</b>	<b>W</b>	<b>24-10</b>
	Sat., Oct. 5   Fort Collins, Colo.   ESPN2		
	<b>Wyoming*</b>	<b>W</b>	<b>26-22</b>
	Sat., Oct. 12   SDCCU Stadium   CBSSN		
	<b>at San José State*</b>	<b>W</b>	<b>27-17</b>
	Sat., Oct. 19   San Jose, Calif.   Facebook		
	<b>at UNLV*</b>	<b>W</b>	<b>20-17</b>
	Sat., Oct. 26   Las Vegas, Nev.   CBSSN		
	<b>Nevada*</b>	<b>L</b>	<b>13-17</b>
	Sat., Nov. 9   SDCCU Stadium   ESPN2		
	<b>Fresno State*</b>	<b>W</b>	<b>17-7</b>
	Fri., Nov. 15   SDCCU Stadium   ESPN2		
	<b>at Hawai'i*</b>	<b>L</b>	<b>11-14</b>
	Sat., Nov. 23   Honolulu, Hawaii   Spectrum Sports   Facebook		
	<b>Brigham Young</b>	<b>W</b>	<b>13-3</b>
	Sat., Nov. 30   SDCCU Stadium   CBSSN		
	<b>vs. Central Michigan</b>	<b>Noon MT</b>	
	Sat., Dec. 21   Dreamstyle Stadium   ESPN		

:: TABLE OF CONTENTS	Page No.
Media Opportunities / Weekly Schedule	2
Schedule / Results	3
General Notes	3-16
Mountain West / Opponent Standings	17
Head Coach Rocky Long	18
Coaching Staff	19
Roster	20-21
Two-Deep	22
Recaps	23-34
Player Profiles	35-80
Statistics	81-94
Last Time it Happened	95-97
Bowl History	98-101

## SCENE SETTER (through games of Saturday, Dec. 7)

- San Diego State extends its school-record bowl streak to 10 seasons when the Aztecs face Central Michigan in the 2019 New Mexico Bowl on Saturday, Dec. 21 in Albuquerque, N.M.
- SDSU's active consecutive streak of 10 straight bowl games is tied for the 11th-longest streak nationally. San Diego State is the only team in the state of California - college or pro - to play in the postseason each of the last 10 years.
- SDSU is one of 13 schools and one of two Group of 5 schools in the nation to play in a bowl game each of the last 10 seasons.
- Since the start of the 2015 campaign, San Diego State is 48-18 record with a 72.7 percent winning percentage (13th best in the nation) and the Aztecs are 10th in winning percentage nationally since Oct. 3, 2015.
- San Diego State ranks third in turnover margin this season (+1.25) and leads the nation in the category since the start of the 2014 campaign (+0.75).
- SDSU is looking to join elite company. With a win, the Aztecs would post their fourth double-digit victory season in the last five years. Currently, nine schools have a spot on that list with San Diego State and Michigan looking to join the group with a bowl victory.
- Head coach **Rocky Long**, the all-time winningest coach in Mountain West history, has guided San Diego State to a bowl game in each of his first nine seasons as head coach. He is one only four active coaches to lead their current team to a bowl game in each of his last nine seasons (also: Mike Gundy (Oklahoma State), Nick Saban (Alabama) and Dabo Swinney (Clemson).
- Long is one of only five coaches to lead his current team to a bowl game in each of his last nine seasons. That list includes all above plus James Franklin (Vanderbilt, Penn State).
- SDSU's defense ranks among the national leaders in nearly every statistical category. Among its highest rankings are: 2nd in rushing defense (72.3), 2nd in rushing yards allowed per carry (2.6), T-2nd in TD allowed (18), 4th in scoring defense (12.8), T-4th in rushing touchdowns allowed (7), T-4th in passing touchdowns allowed (10), 5th fewest plays of 20+ yards allowed (36), 5th in first downs allowed (190), 5th in total defense (288.6), 16th in passing efficiency rating (113.4) and 17th in passing yards per attempt (6.21).
- SDSU's special teams are ranked 7th nationally by ESPN and 8th by SportsSource Analytics, and have two touchdowns this season.
- San Diego State placed 14 student-athletes on the Mountain West all-conference team, including a league-high five that received first-team honors. SDSU senior linebacker **Kyahva Tezino**, senior cornerback **Luq Barcoo**, senior defensive end **Myles Cheatum** and redshirt freshman defensive tackle **Cameron Thomas** and junior center **Keith Ismael** all received first-team recognition.
- Senior CB **Luq Barcoo** was a second-team Walter Camp All-American. He ranks second nationally in interceptions (8).

## AVERAGE STARTING FIELD POSITION DIFF./ FBS, 2019

Rk.	School	OFF	DFP	+/-
1.	Penn State	33.7	24.8	+8.81
2.	San Diego State	31.8	24.1	+7.71
3.	Ohio State	33.8	26.5	+7.28
4.	Arizona State	32.8	25.7	+7.08
5.	Virginia	34.6	27.8	+6.82
6.	Alabama	33.7	28.0	+5.71
7.	Notre Dame	32.3	26.6	+5.70

San Diego State's opponents average starting field position of 24.09 is the lowest in the FBS.

## BEST TURNOVER MARGIN / FBS, 2019

Rk.	School	TOG-TOL	Mar.
1.	Florida Atlantic	31-11	+1.54
2.	Alabama	26-10	+1.33
3.	San Diego State	22-7	+1.25
	Notre Dame	26-11	+1.25
5.	Baylor	30-16	+1.08
	Clemson	28-14	+1.08
7.	Oregon	23-10	+1.00

San Diego State is 32-2 the last 34 times it has had a positive turnover margin.

## COMBINED FB & MBB WINNING PCT. / SINCE 2010

Below is a list of the highest combined football and men's basketball winning pct. (through Dec. 10).

Rk.	School	Pct.
1.	Ohio State	.762
2.	Michigan State	.725
3.	Oregon	.725
4.	San Diego State	.724
5.	Duke	.721
6.	Wisconsin	.717
7.	Louisville	.709

# SAN DIEGO STATE MEDIA AVAILABILITY: BOWL WEEK

15	SUN	16	MON	17	TUE	18	WED	19	THU	20	FRI	21	SAT
<p><b>No practice</b></p> <p>No media availability</p>		<p><b>3:45 p.m. PT (approximate) - Practice</b> First 20 minutes open to media who cover SDSU on a regular basis (must contact media relations office).</p> <p><b>5:15 p.m. PT (approximate) - Post-practice availability (requests due by noon PT; student-athletes and staff will only be available if requested):</b> - Assistant coaches - Selected players (no Tuesday media luncheon participants)</p>		<p><b>SDSU Media Luncheon</b> Noon PT - Food 12:15 p.m. PT - Coach Long 1 p.m. PT - Student-Athletes</p> <p><b>3:30 p.m. PT - Practice</b> First 20 minutes open to media who cover SDSU on a regular basis (must contact media relations office).</p> <p><b>No post-practice availability</b></p> <p><b>Live News Conference</b> <b>News Conference Video</b> <b>News Conference Quotes</b></p>		<p><b>Closed Practice</b></p> <p><b>~ 2:30 p.m. MT - Hotel Arrival (Sheraton Albuquerque Uptown)</b> - Head Coach Rocky Long - RB Jordan Byrd - DE Keshawn Banks <b>* Note this will be the only media availability for Byrd and Banks for the week</b></p> <p><b>5 p.m. MT - Welcome Dinner</b> - Reach out to SDSU media relations for details</p>		<p><b>10 a.m. MT - Elementary School Visit</b> - Reach out to SDSU media relations for details</p> <p><b>~ 1:30 p.m. MT - Practice (UNM Practice Fields)</b> - Last 20 minutes open to media (roughly 1:30 p.m. MT, reach out to SDSU media relations for exact times) <b>Post-Practice Availability</b> - Head Coach Rocky Long - Selected student-athletes (request interviews with SDSU media relations)</p> <p><b>3 p.m. MT - Hospital Visit</b> - Reach out to SDSU media relations for details</p> <p><b>5:30 p.m. MT - Team Dinner</b> - Reach out to SDSU media relations for details</p> <p><b>Aztec Football with Rocky Long</b> TV show on FOX Sports San Diego. Check local listings for specific broadcast time.</p>		<p><b>10:15-11:15 a.m. MT - Press Conference (Isleta Resort &amp; Casino)</b> - Head Coach Rocky Long - TE Parker Houston - LB Kyahva Tezino</p> <p><b>11:30 a.m. MT - Kickoff Luncheon</b> - Reach out to SDSU media relations for details</p>		<p>San Diego State vs. Central Michigan, noon MT on ESPN</p> <p><b>Postgame News Conference</b> - San Diego State locker room is closed. Coach Long and selected players will be available in the press conference area after a brief cooling off period.</p> <p><b>Live: Game</b> <b>Live: Stats</b> <b>Game Stats</b> <b>Postgame Notes</b> <b>Postgame Quotes</b> <b>News Conference Archive</b> <b>Highlights</b></p>	

Items in red are sent out to the media distribution list and/or are available on that day at GoAztecs.com.

## SDSU MEDIA RELATIONS

Phone: (619) 594-5547

Fax: (619) 582-6541

### Overnight Address:

Aztec Athletics Center, Suite 3014  
5302 55th Street  
San Diego, CA 92182-4309

Website: GoAztecs.com

Public Twitter: GoAztecs

Game Notes Twitter: GoAztecsStats

**Mike May\*** | Senior Assoc. AD/Comm. & Media Relations

Office: (619) 594-5547 Cell: (619) 957-8372

E-Mail: mmay@sdsu.edu

**Jamie McConeghy\*** | Assistant AD - Media Relations

Office: (619) 594-4348 Cell: (607) 435-5577

E-Mail: jmcconeg@sdsu.edu

**Jim Solien^** | Assistant Media Relations Director

Office: (619) 594-2576

E-Mail: jsolien@sdsu.edu

**Ben Pearson** | Assistant Media Relations Director

Office: (619) 594-2576

E-Mail: bpearson@sdsu.edu

**Richard Stern** | Assistant Media Relations Director

Office: (619) 594-5548

E-Mail: rstern@sdsu.edu

**TBA** | Assistant Media Relations Director

Office: (619) 594-5242

E-Mail: TBA

**Maddie Heaps** | Media Relations Coordinator

Office: (619) 594-5547

E-Mail: mheaps@sdsu.edu

**Jason Bott** | Coordinator of Multimedia Productions

Office: (619) 594-2428

E-Mail: jbott@sdsu.edu

\* primary football contacts; ^ secondary contacts

## PRACTICE

All practices are closed to both the public and the media with the exception being the first 20 minutes of Monday and Tuesday's workouts (media only). Members of the media planning to attend Monday or Tuesday's practice will need to call the media relations office to be placed on a list to gain access to the practice fields.

Post-practice interview requests should be submitted to the San Diego State media relations office no later than noon PT on the day of the potential interview. Other interview requests must be made at least 24 hours in advance.

## SDSU TELECONFERENCE

The Mountain West is not hosting a weekly coaches teleconference this season.

## TUESDAY MEDIA LUNCHEONS

This fall, SDSU will once again play host to a Tuesday media luncheon with head coach Rocky Long and requested players. The location will be the second floor of the Fowler Athletics Center.

Lunch is scheduled to begin at noon with coach Long addressing the media at 12:15, followed by student-athletes.

The news conference is carried live on the Internet at GoAztecs.com. A transcript of the weekly media luncheon will be posted on GoAztecs.com. Contact the media relations office for additional details.

## THE ROCKY LONG SHOW

This season, the Rocky Long Show will air live weekly on Wednesday evenings from 6-7 p.m. PT on XTRA 1360.

## AZTEC FOOTBALL WITH ROCKY LONG

San Diego State football head coach Rocky Long and FOX Sports San Diego have announced a coaches show for the sixth straight season. *Aztec Football with Rocky Long* will air each Thursday following live programming on FOX Sports San Diego.

The weekly show will give unprecedented access to the SDSU program and Long, the Mountain West's all-time leader in victories and two-time MW Coach of the Year. *Aztec Football with Rocky Long*, which will be hosted by Mike Pomeranz, will consist of player and coach features, behind the scenes footage, X's and O's with Long, a preview of the upcoming game, a recap of the last game and much more.

## VIDEO FOOTAGE OF ROAD GAMES

Video highlights and interview footage will once again be available to the media for all of San Diego State's road games. For more information contact coordinator of multimedia productions Jason Bott at (619) 594-2428 or via e-mail at jbott@sdsu.edu.

## COLLEGE PRESS BOX.COM

CollegePressBox.com is the official media website for Mountain West football. Access and download weekly game notes, quotes, statistics, media guide headshots, logos and more for the conference and each of its 12 member schools throughout the season. Login information will be distributed by the conference office to accredited media or you can apply for a password by sending an email to password@collegepressbox.com.

- The Aztecs completed the regular season with a 13-3 victory over Brigham Young on Senior Day at SDCCU Stadium.
- San Diego State has 15 seniors that will play in its final collegiate game. That group has help account for a 37-15 record and is playing in its fourth bowl game since the start of the 2016 season.
- The Aztecs are one win shy of their fourth 10-plus win season in the last five seasons (2015: 11, 2016: 11, 2017: 10).
- Although SDSU did not achieve its stated goal of winning the Mountain West title, the Aztecs are still enjoying another stellar season. Among the highlights are qualifying for a bowl game for the 10th straight season, spending three weeks in the Top 25, the program's first victory in 23 meetings with UCLA and obtaining the "Old Oil Can" trophy with a victory over Fresno State.
- SDSU's nine victories this season are tied for 23rd nationally.
- SDSU has played six games decided by one possession (actually six points or less) this season. The Aztecs are 3-3 in those games (6-0 in games decided by seven or more points). Including last season, the Aztecs have played 15 one possession games (eight points or less) in their last 25 games are 9-6 in those games.
- San Diego State has enjoyed its recent trips to the Land of Enchantment. The Aztecs have won their last 11 games against teams from the state of New Mexico (7-0 vs. New Mexico and 4-0 vs. New Mexico State) and is victorious in their last seven games played inside the state of New Mexico (4-0 at New Mexico and 3-0 at New Mexico State).
- San Diego State's three losses this season have come by a combined 13 points and seven of its last eight losses have been by nine points or less.

**PROGRAM-AT-A-GLANCE**

- San Diego State has clinched a 10th consecutive winning season, which is the second-longest streak in program history and the longest since a 17-year stretch from 1961-77.
- SDSU has played in a school-record 10 consecutive bowl games (including all nine seasons under Rocky Long).
- San Diego State is one of only 13 schools nationally to advance to a bowl game each of the last 10 seasons (does not include 2019).
- Since the start of the 2010 season, San Diego State's winning percentage (.679) is 15th nationally and is second in the state of California, trailing only Stanford.
- San Diego State is 47-15 in its last 62 overall games and 31-11 in its last 42 regular-season games against Mountain West opponents (33-11 against MW opponents, including conference championship games).
- The Aztecs are 13-8 in their last 21 games decided by eight points or less and 27-15 in one-score games in the Rocky Long era.
- San Diego State is looking to win 10 or more games for the fourth time in the last five seasons. Only nine teams nationally have accomplished that (see list to the right), with Michigan and San Diego State having the opportunity to join that list with a victory in the bowl game.

**10 OR MORE WINS IN FOUR OF LAST FIVE SEASONS**

Below is a list of teams that have won 10 or more games in four of the past five seasons (2015, 2016, 2017, 2018 and 2019).

- Alabama
- Appalachian State
- Boise State
- Clemson
- Georgia
- Notre Dame
- Ohio State
- Oklahoma
- Wisconsin

Need to win the 2019 bowl game to join the list:

- Michigan
- San Diego State

**BEST FBS RECORD SINCE 2010**

Below is a list of the highest winning percentages in the nation for FBS schools since the beginning of the 2010 season. (note: minimum 75 games played as an FBS school; through Dec. 7).














Rk.	Team	Pct.	Rk.	Team	Pct.
1.	Alabama	.891	14.	Michigan State	.695
2.	Ohio State	.873	15.	San Diego State	.679
3.	Clemson	.841	16.	Northern Illinois	.674
4.	Oklahoma	.820		TCU	.674
5.	Boise State	.811		UCF	.674
6.	LSU	.783	19.	Penn State	.672
7.	Oregon	.758	20.	Auburn	.664
8.	Wisconsin	.756		Michigan	.664
9.	Stanford	.737		Toledo	.664
10.	Georgia	.733	23.	USC	.662
11.	Florida State	.727	24.	Baylor	.643
12.	Oklahoma State	.721		Texas A&M	.643
13.	Notre Dame	.711		Utah	.643

**CALIFORNIA FBS RECORDS SINCE 2010**

Below is a look at the best records in the state of California since the beginning of the 2010 campaign (through Dec. 7). BG - indicates number of bowl games the team has participated in since 2010. AP Rk. - indicates current team ranking in the Associated Press poll.

Rk.	Team	W	L	Pct.	BG	AP Rk.
1.	Stanford	98	35	.737	9	--
2.	San Diego State	89	42	.679	10	--
3.	USC	86	44	.662	7	22
4.	Fresno State	68	62	.523	6	--
5.	UCLA	64	64	.500	6	--
6.	California	53	70	.431	4	--
7.	San José State	44	80	.355	3	--

**SCHEDULE / RESULTS**

Date	Opponent	Site	TV/Stream	Time	Series	Notes
Aug. 31	 Weber State Wildcats	San Diego, Calif. SDCCU Stadium	Facebook	W, 6-0	SDSU, 3-0	Aztecs limit Weber State to 154 yds & 5 1st D; SDSU posts first shutout since Nov. 5, 2016
Sept. 7	 at UCLA Bruins	Pasadena, Calif. Rose Bowl Stadium	Pac-12 Networks	W, 23-14	UCLA, 21-1-1	Agnew throws for a career-high 293 yards; SDSU improves to 5-1 vs. Pac-12 since 2016
Sept. 14	 at New Mexico State Aggies	Las Cruces, N.M. Aggie Memorial Stadium	FloSports (S)	W, 31-10	SDSU, 10-1-1	Aztecs rush for 291 yards and three TDs; SDSU records four turnovers and seven sacks
Sept. 21	 Utah State Aggies	San Diego, Calif. SDCCU Stadium	CBS Sports Network	L, 17-23	SDSU, 12-2	SDSU's 10-gm winning streak vs. USU snapped; SDSU limits high-powered USU to just 16 off. pts.;
Oct. 5	 at Colorado State Rams	Fort Collins, Colo. Canvas Stadium	ESPN2	W, 24-10	SDSU, 21-14	Aztecs force 4 TOs, inc. 3 INT by Luq Barcoo; Agnew: 16-for-20, 147 yds, 3 TD
Oct. 12	 Wyoming Cowboys	San Diego, Calif. SDCCU Stadium	CBS Sports Network	W, 26-22	Tied, 19-19	SDSU rallies from 14-3 deficit in the 2nd quarter; Washington: 112 all-purpose yards; 2 TD
Oct. 19	 at San José State Spartans	San Jose, Calif. CEFCU Stadium	Facebook	W, 27-17	SDSU, 22-19-2	SDSU won its seventh straight vs. SJSU; Aztecs rush for 260 yards and three TDs
Oct. 26	 at UNLV Rebels	Las Vegas, Nev. Sam Boyd Stadium	CBS Sports Network	W, 20-17	SDSU, 19-10	Aztecs jump out to 17-0 lead, survive late rally; Trenton Thompson: 12 TCK, blk punt leads to TD
Nov. 9	 Nevada Wolf Pack	San Diego, Calif. SDCCU Stadium	ESPN2	L, 13-17	SDSU, 7-5	#24 SDSU outgains Nevada, 309-226, but key penalties (9-79) & an early RZ INT doom Aztecs
Nov. 15	 Fresno State Bulldogs	San Diego, Calif. SDCCU Stadium	ESPN2	W, 17-7	SDSU, 30-25-4	Aztec force 3 turnovers; Hold FS to 206 yards; Agnew 1st SDSU 300-yd passer in 65 games
Nov. 23	 Hawai'i Rainbow Warriors	Honolulu, Hawaii SDCCU Stadium	Spectrum Sports	L, 11-14	SDSU, 21-11-2	SDSU's late rally comes up short after missed FG; Aztecs hold UH to its fewest yards (347) of year
Nov. 30	 Brigham Young Cougars	San Diego, Calif. SDCCU Stadium	CBS Sports Network	W, 13-3	BYU, 28-8-1	Aztecs snap six-game losing streak to BYU; SDSU holds BYU to fewest pts since 9/2/17 (0)
Dec. 21	 Central Michigan Chippewas	Albuquerque, N.M. Dreamstyle Stadium	ESPN	2 p.m. MT	First meeting	Aztecs in New Mexico Bowl for first time; SDSU is 13-1-1 all-time against MAC schools;

SAN DIEGO STATE-CENTRAL MICHIGAN SERIES

Series: First Meeting  
 Home: 0-0, Away: 0-0  
 SDCCU Stadium/Qualcomm/Jack Murphy/SD: 0-0  
 Longest SDSU Win Streak: NA  
 Longest CMU Win Streak: NA

Date	Location (Opp. NR)	Result	SDSU	CMU
D.21.19	N - Dreamstyle Stadium (NMB)			
S.28.24	A - Kelly/Shorts Stadium			
S.21.30	H - Aztec Football Stadium			

SAN DIEGO STATE VS. CURRENT MAC

Team	W	L	T	Last Meeting
Akron	1	0	0	W, 41-0 (h, 1965)
Ball State		no meetings		
Bowling Green	2	0	1	W, 27-15 (a, 1976)
Buffalo	1	0	0	W, 49-24 (n, 2013)
Central Michigan		no meetings		
Eastern Michigan	1	0	0	W-ot, 23-20 (h, 2018)
Kent State	2	0	0	W, 17-9 (h, 1973)
Miami (Ohio)		no meetings		
Northern Illinois	6	0	0	W, 34-28 (h, 2017)
Ohio	0	1	0	L, 0-27 (n, 2018)
Toledo		no meetings		
Western Michigan		no meetings		
<b>Totals</b>	<b>13</b>	<b>1</b>	<b>1</b>	

RECENT/FUTURE MEETINGS W/ THE MAC

Below is a look at San Diego State Division I games against teams that were a member of the MAC at the time of the game.

Date	Opponent	Location - Stadium	Result
S.30.72	at Kent State	A - Memorial	W 14-0
O.21.72	Bowling Green	H - San Diego	W 35-19
S.30.73	Kent State	H - San Diego	W 17-9
N.23.74	Bowling Green	H - San Diego	T 21-21
S.25.76	Bowling Green	A - Perry	W 27-15
D.21.13	Buffalo (FIPB)	N - Bronco	W 49-24
S.17.16	Northern Illinois	A - Huskie	W 42-28
S.30.17	Northern Illinois	H - SDCCU	W 34-28
S.22.18	Eastern Michigan	H - SDCCU	W-ot 23-20
D.15.18	Ohio (DXLFB)	N - Toyota	L 0-27
D.21.19	Central Michigan (NMB)	N - Dreamstyle	
S.12.20	Toledo	A - Glass Bowl	
S.24.22	Toledo	H - Aztec	
S.28.24	Central Michigan	A - Kelly/Shorts	
S.3.27	Eastern Michigan	A - Rynearson	
S.21.30	Central Michigan	H - Aztec	

WFIPB - Famous Idaho Potato Bowl (Boise, Idaho). DXLFB - DXL Frisco Bowl (Frisco, Texas). NMB - New Mexico Bowl (Albuquerque, N.M.). Note SDCCU Stadium was formerly known as Qualcomm, Jack Murphy and San Diego Stadium.

TRENDING

Searching for the formula to a San Diego State victory? Look no further.

OFFENSIVE KEYS

- San Diego State is 43-2 the last 45 times it has rushed for 200 yards.
- The Aztecs are 61-13 in the Rocky Long era when committing one turnover or less, something SDSU has done in 11 of 12 games this season.
- San Diego State's seven turnovers in 2019 are the second fewest in the country (Oregon State, 6).
- SDSU has an advantage in time of possession in nine of the 12 games this season. In the Rocky Long era, the Aztecs are 26-5 when possessing the football for at least 35 minutes.

DEFENSIVE KEYS

- The Aztecs are 52-3 in the Rocky Long era when holding the opposition to 17 points or less. The Aztecs have held each of their last six opponents to 17 points or less.
- The Aztecs are 28-6 in Rocky Long era when allowing less than 150 passing yards.
- San Diego State is 42-4 when holding the opposition to a 33.3 percent or less mark on third down.
- Since 2009, San Diego State's record broken down by opponent passing efficiency: less than 110: 50-7; between 110-150: 38-21; greater than 150: 5-22.
- Since the start of the 2015 campaign, SDSU is 28-1 when holding its opponent to a passing efficiency rating of below 110.

SPECIAL TEAMS / OVERALL TRENDS

- The Aztecs have are 32-2 the last 34 times when owning a turnover advantage.
- San Diego State is 9-1 the last 10 times it has an advantage in field position.
- Since the start of the 2015 season, San Diego State leads the nation in kickoff returns for touchdowns with 11.

WE SHALL NOT FORGET

As previously noted, San Diego State's 15-member senior class is playing in their final collegiate game Saturday. This group has helped the Aztecs to post a 37-15 record since the start of the 2016 season. In addition, the class has continued the bowl streak (SDSU has played in 10 straight bowl games), and claimed a Mountain West championships in 2016.

Below is a quick look at the 15 individuals and a quick note on the impact they have made on the field while at San Diego State.

- Ryan Agnew (QB)** - Owns the best QB winning percentage (14-4, .778) in SDSU's DI history; Has 4 second-half comeback wins
- Lug Barcoo (CB)** - Is tied for the second most INTs (8) in the country and in SDSU's DI single-season history; 9 INTs for career
- Troy Cassidy (LB)** - Has played in 49 straight games, the longest streak on the team; 121 tackles, 9.5 TFL in 49 career GP (28 GS)
- Myles Cheatum (DE)** - Has 88 tackles, 16.0 TFL, 9 sacks and 2 FF in 41 career games (23 starts); Team-high 5.0 sacks this year
- Chaz Collins (WR)** - Has one catch for three yards in seven career games played at SDSU from 2017-19; Spent 2015-16 at ASU
- Daishawn Dixon (LG)** - Has played the most games (51) of any current Aztec; Has 36 career starts at left guard
- Nolen Harris (CB)** - Leads SDSU with three tackles on the kickoff unit this year; Played at San Diego Mesa College from 2016-17
- Brandon Hecklen (P)** - 3-time MW ST Player of the Week in '19; SDSU career ranks: 4th in punt yards (8,145) & 7th in avg. (42.0)
- Parker Houston (TE)** - Most career starts (33) out of any Aztec RB, WR or TE; Career: 44 catches for 409 yards in 48 games played
- Jacob Jimenez (OL)** - Has played in three games overall; Played in 15 games at BYU from 2015-18
- Isaac Lessard (FB)** - Returned to action at CSU on Oct. 5 just over six months after tearing his ACL; 32 career games played (11 GS)
- Sammy Morrison (CB)** - Has not played in a game at SDSU after playing in 20 with two starts at Arizona from 2015-18
- Kyahva Tezino (LB)** - Two-time first-team all-MW; Career: 287 tackles, 31.0 TFL, 15.0 sacks, 2 FF in 47 games played (30 GS)
- Juwan Washington (RB)** - SDSU career rks: T-2nd in KR TD (3), 7th in AP yds (4,000), 9th in rush yds (2,699) & TDs (31)
- Kyree Woods (CB/S)** - Was having a great season until he tore his ACL in 5th game at CSU; Career numbers: 83 TCK, 8.5 TFL, 2 FF

SERIES NOTES

- The New Mexico Bowl will mark the first meeting on the gridiron between Central Michigan and San Diego State.
- The two schools are a hefty 2,291-mile drive from one another. If you did drive from one school to the other and took the shortest route, you would spend quite a bit of time on I-40 and it would take you through the site of the bowl game, Albuquerque, N.M.
- The two teams are scheduled to play a future home-and-home series. The Aztecs will travel to Mount Pleasant for a game on Sept. 28, 2024, with the Chippewas returning the game on Sept. 21, 2030.
- Central Michigan will be the eighth different current member of the Mid-American Conference that SDSU has played.
- San Diego State is 13-1-1 against current members of the Mid-American Conference.
- The Aztecs are 8-1-1 against teams that were members of the MAC at the time of the game. Only five times since 1976 have the Aztecs encountered a school from the MAC.
- This is the fourth straight season that San Diego State has faced a member of the MAC, going 3-1 in that stretch. The Aztecs defeated Northern Illinois twice (at NIU in 2016, at SDSU in 2017), and last season the Aztecs defeated Eastern Michigan at home and lost to Ohio in the DXL Fort Worth Bowl.
- This marks the third time the Aztecs have faced a MAC opponent in a bowl game. San Diego State defeated Buffalo, 49-24, in the Famous Idaho Potato Bowl in 2013 and lost to Ohio, 27-0, in the DXL Frisco Bowl last season.



- This will mark the seventh time in the last 33 non-conference games (includes conference championship games) that San Diego State has faced a current MAC school.

**SDSU-CENTRAL MICHIGAN AND NEW MEXICO CONNECTIONS**

- Aztecs head coach Rocky Long has many ties to the state of New Mexico. Not only did Long play during his collegiate years at the University of New Mexico (1969-71), but he was the head coach of the Lobos from 1998-2008, the secondary and offensive backs coach from 1978-80, and a graduate assistant from 1972-73. Since his departure from "Land of Enchantment" and during his Aztec tenure, Long has not lost to a New Mexico-based team, holding a 5-0 record over the Lobos and a 2-0 mark against the Aggies.
- While the Aztecs have never been to the New Mexico Bowl, Long has much experience playing in the postseason affair. He led the Lobos to the first-ever edition of the bowl in 2006 and returned to play in the bowl in 2007 as well. He holds a 1-1 record in New Mexico Bowl Games.
- SDSU's defensive coordinator and linebackers coach Zach Arnett also has a history with the state of New Mexico. Arnett lists his hometown as Albuquerque, N.M. and played at New Mexico from 2005-08.
- Aztecs safeties coach Richard Sanchez played collegiately at New Mexico State from 1989-90.
- Other members of the San Diego State athletic department that graduated from New Mexico include senior associate athletic director of student-athlete academic support services Bobby Smitheran and men's tennis head coach Gene Carswell. Water polo coach Carin Crawford is a native of Albuquerque and attended Valley High.
- Central Michigan's head coach Jim McElwain led Colorado State from 2012-2014. During his tenure, the Aztecs and Rams played once with SDSU besting CSU 38-14 on Oct. 13, 2012. McElwain has coached in the New Mexico Bowl, leading CSU to a 48-45 victory over Washington State in 2013.
- Chippewas' running backs coach Cornell Jackson was a member of Rocky Long's staff at New Mexico from 2005-06, acting as the team's running backs coach.
- Katrina Reeves, a former SDSU lacrosse goalkeeper, is now an assistant coach at CMU.
- SDSU wide receiver Chaz Collins and CMU long snapper Riely John both had stints at Arizona State in Tempe, Ariz.
- Central Michigan defensive back Moe Kosso and San Diego State offensive lineman Jalen Booth and cornerback Nolen Harris all played at San Diego Mesa College in San Diego, Calif.

**PLAYER CONNECTIONS**

Central Michigan	Hometown/High School/Community College	San Diego State
LS Riley John (Appleton, Wis.)	Arizona State University	WR Chaz Collins (Pasadena, Calif.)
DB Moe Kosso (Plainfield, N.J.)	San Diego Mesa College	OL Jalen Booth (San Diego, Calif.) CB Nolen Harris (San Diego, Calif.)
OL Jake Dominguez (Independence High)	San Jose, Calif.	DL Josh Bringuel (Bellarmine Prep)

**LAST TIME OUT**

San Diego State 13, Brigham Young 3  
Nov. 30, 2019 | SDCCU Stadium | San Diego, Calif.

**SAN DIEGO** -- Redshirt freshman Carson Baker threw for the go-ahead score in his first career start and Tariq Thompson had a strip-sack fumble recovery and an interception for San Diego State, which beat BYU, 13-3, in a clash of former conference rivals on Senior Night at SDCCU Stadium.

SDSU (9-3) rebounded from a loss at Hawai'i, limiting the Cougars (7-5) to just one field goal after the visitors entered the night averaging 39.8 points over their previous five games.

San Diego State also snapped BYU's five-game winning streak and beat Brigham Young for the first time since 2005, halting a six-game losing streak in the series.

Baker, who played at nearby Helix High, had never taken a college snap before getting the start in place of senior Ryan Agnew, who sat out with an injured left calf. Baker completed 19 of 24 passes for 172 yards and a 25-yard scoring pass to tight end Daniel Bellingner.

Baker became just the second quarterback in the Aztecs' Division I history (since 1969) to win in his starting debut having never previously thrown a collegiate pass (also Joe Davis vs. Arkansas State on Sept. 12, 1976). Baker also became the fourth straight San Diego State quarterback to win in his starting debut, joining Maxwell Smith (Aug. 30, 2015 vs. San Diego), Christian Chapman (Dec. 5, 2015 vs. Air Force in the Mountain West Championship game) and Ryan Agnew (Sept. 15, 2018 vs. No. 23/25 Arizona State). Aztec quarterbacks were 1-13 in the previous 14 debuts prior to this stretch.

BYU's Zach Wilson threw for 316 yards, completing 31 of 53, but overall had a tough night against SDSU's stingy defense, which forced three turnovers against the quarterback, including two interceptions and a fumble. San Diego State improved to 32-2 the last 34 games it won the turnover battle.

After looking lethargic for most of the first half, Baker led the Aztecs on a two-minute drill capped by his 25-yard touchdown pass to Bellingner for a 7-3 lead with 13 seconds left before halftime. The Aztecs had punted on five of their previous six possessions and were stuffed on fourth-and-1 at the BYU 10.

The Cougars had the ball at the SDSU 40 late in the third quarter and tried a flea flicker, but Thompson hit Zach Wilson for the strip-sack and recovered the fumble. It was Thompson's third fumble recovery of the season (T-6th in SDSU single-season history) and fifth of his career (T-5th in program history). Thompson also intercepted Wilson with 4:43 to play in the game, his third of the year and 10th of his career (T-10th in program history).

SDSU's Matt Araiza kicked field goals of 44 and 27 yards in the second half. Baker had completions of 33 and 32 yards to Jesse Matthews to set up Araiza's second field goal. Matthews finished with team highs of four catches and 78 yards.

Wilson moved the Cougars down the field early in the fourth quarter before the drive stalled and Skyler Southam shanked a 26-yard field goal attempt off the left upright. Southam missed again with 12 seconds left.

Southam opened the scoring with a 24-yard field goal at the 3:39 mark of the first quarter.

Tariq Thompson, Dwayne Johnson Jr. and Trenton Thompson finished with nine tackles each to lead the Aztec defense, which held Brigham Young

**MOUNTAIN WEST STANDINGS / SINCE 2013**

Below is a look at the best Mountain West records in league games since it split into two divisions in 2013 (includes championship & bowl games; through Dec. 7).

Rk.	Team	W	L	Pct.	GB
1.	Boise State	49	11	.817	--
2.	San Diego State	42	16	.724	6.0
3.	Utah State	35	21	.632	12.0
4.	Colorado State	31	26	.544	16.5
5.	Fresno State	32	28	.533	17.0
6.	Air Force	30	27	.526	17.5
7.	Nevada	27	30	.474	20.5
8.	Wyoming	26	31	.456	21.5
9.	UNLV	19	37	.339	28.0
10.	San José State	18	38	.321	29.0
11.	Hawai'i	18	39	.316	29.5
12.	New Mexico	16	40	.286	31.0

**MW STANDINGS VS. WEST DIVISION / SINCE 2013**

Below is a look at the best Mountain West records in league games against the West Division since the start of the 2013 season (includes championship & bowl games; through Dec. 7).

Rk.	Team	W	L	Pct.
1.	Utah State	18	4	.818
2.	Boise State	20	5	.800
3.	Colorado State	16	6	.727
4.	San Diego State	24	11	.686
5.	Fresno State	21	14	.600
6.	Air Force	13	9	.591
7.	Nevada	20	15	.571
8.	Wyoming	10	12	.455
9.	UNLV	15	20	.429
10.	Hawai'i	13	22	.371
11.	San José State	12	23	.343
12.	New Mexico	6	15	.286

**MW STANDINGS VS. MOUNTAIN DIVISION / SINCE 2013**

Below is a look at the best Mountain West records in league games against the Mountain Division since the start of the 2013 season (includes championship & bowl games; through Dec. 7).

Rk.	Team	W	L	Pct.
1.	Boise State	29	6	.829
2.	San Diego State	18	5	.783
3.	Utah State	18	17	.514
4.	Air Force	17	18	.486
5.	Wyoming	16	19	.457
6.	Fresno State	11	14	.440
7.	Colorado State	15	20	.429
8.	Nevada	7	15	.318
9.	New Mexico	10	25	.286
10.	San José State	6	15	.286
11.	Hawai'i	5	17	.227
12.	UNLV	4	17	.191

**FEWEST INT. THROWN SINCE 2015**

Fewest INT by an FBS team since 2015 (min. 35 GP; through Dec. 7).

Rk.	School	Int.
1.	San Diego State	25
2.	Georgia Southern	26
3.	Navy	28
4.	LSU	29
5.	Georgia Tech	33

TOP SCORING DEFENSES SINCE 2014

Best scoring defenses since start of 2014 (min. 70 GP, through Dec. 7).

Rk.	School	Pts. Allowed Per Game
1.	Clemson	15.7
2.	Alabama	15.8
3.	Wisconsin	17.1
4.	Georgia	18.2
5.	Michigan	18.4
6.	Ohio State	18.5
7.	San Diego State	18.7
8.	Washington	19.0
9.	Iowa	19.4
10.	Penn State	19.5

TOP TOTAL DEFENSES SINCE 2014

Best total defenses since start of 2014 (min. 70 GP, through Dec. 7)

Rk.	School	Total Yds. Allowed Per Game
1.	Michigan	281.6
2.	Clemson	283.5
3.	Alabama	293.3
4.	Wisconsin	293.7
5.	Georgia	308.7
6.	San Diego State	312.2
7.	Ohio State	318.5
8.	Florida	319.1
9.	Michigan State	324.9
10.	LSU	329.1

MOST INTERCEPTIONS SINCE 2014

Below is a list of the most interceptions forced in the FBS since the beginning of the 2014 campaign (through Dec. 7).

Rk.	Team	INT
1.	San Diego State	102
2.	Ohio State	97
3.	Louisiana Tech	95
4.	Alabama	94
	Utah	94
6.	Iowa	93
7.	Clemson	91
8.	Arkansas State	89
	Florida	89
10.	Appalachian State	86
	Oregon	86

MOST TURNOVERS FORCED SINCE 2014

Below is a list of the most turnovers forced in the FBS since the beginning of the 2014 campaign (through Dec. 7).

Rk.	Team	TO Forced
1.	Louisiana Tech	155
	Utah	155
3.	Ohio State	153
4.	Memphis	152
	Washington	152
6.	Clemson	148
7.	Alabama	147
8.	San Diego State	146
	Utah State	146
10.	Arkansas State	145
	Temple	145

to three points, its fewest in a game since being shut out at No. 17 LSU on Sept. 2, 2017 and the fewest against a Group of 5 opponent since being shut out against Utah (was in the Mountain West at the time) on Sept. 22, 2003. SDSU also extended its streak to 26 straight quarters without allowing more than one score. The last time San Diego State allowed multiple scores in a quarter was the second quarter vs. Wyoming on Oct. 12.

BREAKING DOWN THE BRIGHAM YOUNG GAME

- The Aztecs have at least nine wins in four of the past five years, and five times in the Rocky Long era (since 2011).
- SDSU snapped a six-game losing streak to Brigham Young (previous win was Oct. 1, 2005).
- The Aztecs finished 4-2 at home on the season and now have six straight winning seasons at home. SDSU hasn't had a losing home season since going 2-4 in 2008.
- San Diego State won on Senior Night for the eighth time in 10 seasons (exceptions were 2018 and 2016).
- The Aztecs snapped Brigham Young's five-game winning streak, its longest since the 2008 campaign.
- SDSU has gone 26 straight quarters without allowing more than one score. The last time San Diego State allowed multiple scores in a quarter was the second quarter vs. Wyoming on Oct. 12. The Aztecs have allowed just 83 points over the last 26 quarters (3.2 points per quarter).
- SDSU improved to 32-2 over its last 34 games when owning a turnover advantage.
- San Diego State held Brigham Young to three points, its fewest in a game since being shut out at No. 17 LSU on Sept. 2, 2017 and the fewest against a Group of 5 opponent since being shut out against Utah (was in the Mountain West at the time) on Sept. 22, 2003. The Cougars came into the game averaging 30.3 points per game, including 39.8 points per game over their five-game win streak.
- Carson Baker became just the second quarterback in the Aztecs' Division I history (since 1969) to win in his starting debut having never previously thrown a collegiate pass (also Joe Davis vs. Arkansas State on Sept. 12, 1976).
- Baker became the first SDSU quarterback to start in a game having never previously thrown a pass since Ryan Lindley started on Aug. 30, 2008 vs. Cal Poly.
- Baker became the fourth straight San Diego State quarterback to win in his starting debut, joining Maxwell Smith (Aug. 30, 2015 vs. San Diego), Christian Chapman (Dec. 5, 2015 vs. Air Force in the Mountain West Championship game) and Ryan Agnew (Sept. 15, 2018 vs. No. 23/25 Arizona State).
- Aztec quarterbacks were 1-13 in the previous 14 debuts prior to this stretch.



SDSU-BRIGHAM YOUNG

Nov. 30, 2019 | SDCCU Stadium | San Diego, Calif.  
Attendance: 28,180 | Weather: 54 degrees, calm winds

	1	2	3	4	Total
Brigham Young	3	0	0	0	3
San Diego State	0	7	3	3	13

SCORING SUMMARY

BYU - Southam 24-yd field goal	(3:39, 1st)
SDSU - Bellinger 25-yd pass f. Baker (Araiza kick)	(0:13, 2nd)
SDSU - Araiza 44-yd field goal	(5:23, 3rd)
SDSU - Araiza 27-yd field goal	(5:40, 4th)

TEAM STATS

	Brigham Young	San Diego State
First Downs	23	12
Rushes-Yards	27-78	35-97
Passing Yards	338	172
C-A-I	32-54-2	19-25-0
Total Offense	416	269
Fumbles-Lost	1-1	0-0
Penalties-Yards	4-20	4-30
Possession Time	31:39	28:21
Turnovers	3	0
Average Field Position	BYU 22	SDSU 30

INDIVIDUAL STATS

**Rushing (Atts.-Yards-TDs):** BYU: Wilson 8-29-0; Katoa 10-22-0; Hifo 4-19-0; Allgeier 3-5-0; Milne 1-4-0; Team 1-(-1)-0. SDSU: Jasmin 7-44-0; Washington 10-26-0; Williams 5-13-0; Baker 8-7-0; Bell 3-6-0; Brookshire 1-2-0; Team 1-(-1)-0.  
**Passing (Comp.-Att.-Int., Yards, TDs):** BYU: Wilson 31-53-2, 316, 0; Hifo 1-1-0, 22, 0. SDSU: Baker 19-24-0, 172, 1; Team 0-1-0, 0, 0.  
**Receiving (No.-Yards-TDs):** BYU: Shumway 6-83-0; Bushman 6-59-0; Simon 5-46-0; Katoa 4-52-0; Romney 3-53-0; Hifo 3-20-0; Milne 3-15-0; Allgeier 2-10-0. SDSU: Matthews 4-78-0; K. Smith 3-19-0; Byrd 3-10-0; Bell 2-7-0; Washington 2-6-0; Bellinger 1-25-1; Houston 1-8-0; Williams 1-8-0; Dinka 1-7-0; Jasmin 1-4-0.

FROM THE FILM ROOM

- QB **Carson Baker** played the first snaps of his career in his first career start vs Brigham Young. Baker earned an overall grade of 74.2 which ranked sixth among MW QBs this week. Baker threw for 6.9 yards per attempt while completing 76.0 percent of his attempts. Baker completed three of his five deep pass attempts aimed 20-plus yards past the line of scrimmage for 90 yards, 1 TD, 0 INTs and a passer rating of 277.2, which ranked second among MW QBs this week. With one spike and one dropped pass in the game, Baker's adjusted completion percentage of 83.3 ranked first among MW QBs in week 14 (FBS pos rank: 12). When getting rid of the ball quickly, Baker was nearly unstoppable. On attempts coming in 2.5 seconds or less, Baker completed 13 of 14 attempts (92.9 pct.) to go with 1 TD, 0 INTs and a NFL passer rating of 123.8. On all other attempts, Baker had a NFL passer rating of 77.1.
- The offensive line was nearly perfect in pass protection this week. As a unit, they allowed no sacks, no QB hits and just one hurry on 32 pass plays (pressure rate allowed: 3.1%). There were two sacks charged to the offense vs. BYU but neither was on a member of the offensive line. QB Carson Baker (1) and RB Chase Jasmin (1) gave up a sack apiece. San Diego State's offensive line had a pass block efficiency of 98.4 this week which ranked first in the MW (FBS rank: 3). The offensive tackles **Kyle Spalding** and **Zachary Thomas** combined to allow no pressures of any kind vs BYU. After allowing one sack and two QB hits during the first month of the season (weeks 1-4), Spalding has not given up a sack or QB hit in his last seven games played. Thomas has surrendered just four hurries this season on 276 pass block with no sacks and no QB hits allowed. His pass block efficiency figure of 99.3 ranks first among MW OTs this season.
- WR **Jesse Matthews** saw a team-high eight targets vs BYU. Matthews recorded four receptions for 78 yards with a long of 33 yards. Four of Matthews' six receptions this week went for first downs. On the season, Matthews has been one of the most productive



WRs in the MW when on the field. His overall grade of 75.1 ranks seventh in the conference at his position. Matthews has yet to drop a pass all season. His 45 catchable targets without a drop are more than any other MW WR has in 2019. Matthews' drop grade this year of 91.6 ranks first in the MW among WRs and third in FBS.

- CB **Lug Barcoo** was targeted a season-high 12 times against BYU and allowed just four receptions. While Barcoo allowed 68 yards, he allowed just 33.3 percent of all targets to be caught while recording a stunning four pass breakups to go with a passer rating when targeted of 80.9. Over the last three weeks, Barcoo hasn't allowed a touchdown, while recording three INTs and four pass deflections on 24 targets (six total receptions allowed). On the season, Barcoo's overall grade of 83.2 ranks first in the MW among CBs.
- S **Trenton Thompson** had a big and in holding BYU to just three points. Thompson didn't start, but he played 73 of his team's 84 defensive snaps (86.9 percent). Thompson was targeted seven times and allowed four receptions for just 28 yards. On four receptions in his coverage, Thompson allowed a total of six yards AFTER the catch. On 10 receptions in his coverage this season, Thompson has given up just 17 yards AFTER the catch.
- S **Dwayne Johnson Jr.** was targeted four times and gave up just three receptions for nine yards, while recording an INT and a passer rating when targeted of 43.9. Johnson is the top graded safety in the MW with an 89.9 overall grade (FBS pos rank: 6).

**ROCKY LONG CLIMBING CHARTS**

Rocky Long is in his ninth season as the head coach at San Diego State having already cemented his legacy on The Mesa. Having guided the Aztecs to a bowl game in his first nine seasons with three conference championships during that span, Long ranks second in program victories (80) and tenure (118 games coached), trailing only Don Coryell.

Below are a few of the many accomplishments and notables from Long's time as head coach.

- Has compiled a 80-38 record at SDSU. The 80 victories are the second most in school history (Don Coryell, 104) and are more than double that of the previous three head coaches (Brady Hoke, Chuck Long and Tom Craft) combined (35). In the program's previous 100 games, the Aztecs were 38-62.
- Long has guided San Diego State to nine bowl games in his first nine seasons as head coach and has been part of 10 straight bowl appearances for SDSU. That surpasses the total number of bowl appearances the Aztecs had in their previous 87 seasons prior (1921 through 2009).
- The Aztecs have 21 conference championships but had only two in the 37 years from 1975 until 2011. Long has guided SDSU to conference championships in three of the last seven seasons (2012, 2015 and 2016).
- San Diego State has nine victories over AP Division I nationally-ranked teams in school history. Rocky Long has been the head coach for three of them, was the defensive coordinator for one and also has a win over a team that was ranked in the coaches poll (but not the AP poll).
- San Diego State did not appear in the AP Top 25 poll for 20 years until Long guided the Aztecs into the national ranking in 2016. In school history, SDSU has spent 24 weeks in the AP poll, 10 of those weeks have come under Long (four in 2016, four in 2017, two in 2019).

Below is a look at San Diego State's team record and accomplishments the decade prior to Long's arrival along with what SDSU did while Long was the defensive coordinator and head coach.

Era	Seasons	Titles	Bowls	Record	Note
The Decade Before	9 (2000-08)	0	0	34-72	Win pct. was 107th during this period
Transition (Long DC)	2 (2009-10)	0	1	13-12	
<b>Rocky Long Era</b>	<b>in 9th (2011-19)</b>	<b>3</b>	<b>8</b>	<b>80-38</b>	<b>Win pct. is 15th during this period</b>

**OFFENSES STOP HERE**

San Diego State's defensive unit has been one of the nation's best ever since Rocky Long took over at San Diego State. But after 12 games, an argument could be made that the 2019 edition is his best.

Through 11 games, the San Diego State defense has held every opponent below its season point average and 11 of 12 opponents below their total offense averages (UNLV gained two more yards than its average). Thus far, the Aztec D has saved 169 points and 1,514 yards over the opponent averages (average of 15.4 points and 137.6 yards of total offense).

Another way to look at the Aztecs' impressive numbers is that they are allowing 12.8 points (4th nationally) and 288.6 yards (5th nationally) per game this season. In SDSU's opponents' other games, they are averaging 28.4 points and 408.5 yards per

**THE SDSU FACTOR**

Opponent	Season		vs. SDSU		Pts. Diff.	Yds. Diff.
	Pts.	Yds.	Pts.	Yds.		
Weber State	32.2	381.7	0	154	-32	-228
UCLA	27.8	418.8	14	261	-14	-158
New Mexico State	22.7	364.0	10	329	-13	-35
Utah State	28.7	429.6	23	375	-5	-55
Colorado State	29.7	455.8	10	235	-20	-221
Wyoming	24.5	342.9	22	266	-3	-77
San José State	31.3	441.5	17	272	-14	-170
UNLV	24.8	374.2	17	376	-8	+2
Nevada	21.7	372.1	17	226	-5	-146
Fresno State	32.1	402.3	7	206	-25	-196
Hawai'i	35.1	478.7	14	347	-21	-132
Brigham Young	30.3	440.7	3	416	-27	-25
<b>Central Michigan</b>	<b>31.9</b>	<b>482.8</b>				

**CENTRAL MICHIGAN (8-5, 6-2 MAC)**

Aug. 29	Albany	W, 38-21
Sept. 7	at Wisconsin	L, 0-61
Sept. 14	Akron*	W, 45-24
Sept. 21	at Miami (Fla.)	L, 12-17
Sept. 28	at Western Michigan*	L, 15-31
Oct. 5	Eastern Michigan*	W, 42-16
Oct. 12	New Mexico State	W, 42-28
Oct. 19	at Bowling Green*	W, 38-20
Oct. 26	at Buffalo*	L, 20-43
Nov. 2	Northern Illinois*	W, 48-10
Nov. 16	at Ball State*	W, 45-44
Nov. 29	Toledo*	W, 49-7
Dec. 7	vs. Miami (OH)	L, 21-26
<b>Dec. 21</b>	<b>vs. San Diego State</b>	<b>Noon MT</b>

**TEAM COMPARISON (2019)**

(National rankings (out of 130) in parentheses; through Dec. 7)

Category	San Diego State	Central Michigan
Record	9-3	8-5
Conference	5-3	6-2
Scoring Offense	19.00 (119)	31.92 (44)
Scoring Defense	12.83 (4)	26.77 (62)
Scoring Differential^	+6.18 (37)	+4.23 (43)
^ ranking and numbers only include only vs. FBS schools		
Rushing Offense	133.67 (103)	186.69 (40)
Passing Offense	195.58 (97)	258.92 (40)
Total Offense	329.25 (115)	445.62 (28)
Passing Efficiency	126.16 (92)	136.22 (62)
Rushing Defense	72.33 (2)	115.08 (20)
Passing Defense	216.33 (52)	236.62 (87)
Total Defense	288.67 (5)	351.69 (38)
Passing Eff. Defense	113.41 (16)	134.30 (71)
Net Punting	40.82 (23)	36.34 (107)
Punt Returns	6.96 (74)	8.68 (50)
Kickoff Returns	22.50 (36)	22.70 (33)
Punt Return Def.	8.55 (80)	9.85 (96)
Kick Return Def.	16.83 (9)	21.33 (102)
Interceptions Thrown	5 (12)	10 (70)
Fumbles Lost	2 (1)	15 (130)
Passes Intercepted	15 (9)	12 (24)
Fumbles Recovered	7 (66)	6 (85)
Turnovers Lost	7 (2)	25 (124)
Turnovers Gained	22 (18)	18 (48)
Turnover Margin	+1.25 (3)	-0.54 (110)
Sacks	2.33 (51)	2.23 (62)
Tackles for Loss	6.50 (40)	7.69 (13)
Sacks Allowed	1.67 (42)	1.38 (20)
TFL Allowed	6.92 (106)	4.85 (27)
First Downs Off.	235 (92)	304 (10)
First Downs Def.	190 (5)	251 (68)
3rd Down Conv. %	38.22 (83)	41.85 (44)
4th Down Conv. %	56.52 (50)	58.62 (37)
3D Conv. % Def.	34.97 (34)	33.33 (23)
4D Conv. % Def.	45.00 (39)	37.50 (19)
Fewest Penalties	6.00 (61)	8.31 (124)
Fewest Penalty Yds.	49.17 (46)	64.54 (111)
Red Zone Offense	77.50 (102)	82.46 (76)
Red Zone Defense	76.67 (23)	93.48 (128)
Time of Possession	33:29 (8)	30:59 (42)

**SDSU IN THE RANKINGS (2019)**

Category	Pct./No.	NCAA	MW
Rushing Offense	133.67	103	9
Passing Offense	195.58	97	9
Total Offense	329.25	115	12
Scoring Offense	19.00	119	12
Passing Efficiency	126.16	92	8
Rushing Defense	72.33	2	1
Passing Defense	216.33	52	4
Total Defense	288.67	5	1
Scoring Defense	12.83	4	1
Passing Efficiency Defense	113.41	16	1
Net Punting	40.83	23	3
Kickoff Returns	22.50	36	6
Punt Returns	6.96	74	6
Kickoff Return Yardage Def.	16.83	9	1
Punt Return Yardage Def.	8.55	80	9
Interceptions Thrown	5	12	1
Fumbles Lost	2	1	1
Passes Intercepted	15	9	2
Fumbles Recovered	7	66	6
Turnovers Lost	7	2	1
Turnovers Gained	22	18	3
Turnover Margin	+1.25	3	1
Sacks	2.33	51	4
Tackles for Loss	6.50	40	3
Sacks Allowed	1.67	42	6
Tackles for Loss Allowed	6.92	106	11
First Downs	235	92	8
Opponent First Downs	190	5	1
3rd Down Conversion Pct.	38.22	83	8
4th Down Conversion Pct.	56.52	50	5
3rd Down Defense	34.97	34	1
4th Down Defense	45.00	39	4
Fewest Penalties	6.00	61	6
Fewest Yards Penalized	49.17	46	4
Red Zone Offense	77.50	102	9
Red Zone Defense	76.67	23	3
Time of Possession	33:29	8	2
Field Goal Percentage	83.33	24	3
PAT Kicking	100.00	1	1
Winning Percentage	75.00	24	3
<i>Red indicates top 25 in FBS or Mountain West leader</i>			

**LONG ERA DEFENSIVE SCORING PLAYS**

<b>2017</b>	Tariq Thompson.....83-yd INT vs. Northern Illinois (S.30) (TD)
<b>2016</b>	Ron Smith.....54-yd INT vs. Houston (D.17) (TD)
	Damontae Kazee.....54-yd INT vs. Hawai'i (N.5) (TD)
	Ron Smith.....14-yd INT vs. Hawai'i (N.5) (TD)
	Malik Smith.....28-yd INT at Utah State (O.28) (TD)
	Ronley Lakalaka.....9-yd INT vs. California (S.10) (TD)
<b>2015</b>	Alex Barrett.....43-yd INT vs. Cincinnati (D.24) (TD)
	Damontae Kazee.....55-yd INT at Colorado St. (O.31) (TD)
	Calvin Munson.....67-yd INT vs. San Diego (S.6) (TD)
	.....19-yd INT vs. San Diego (S.6) (TD)
<b>2014</b>	Calvin Munson.....56-yd INT vs. Air Force (N.21) (TD)
<b>2013</b>	J.J. Whittaker.....18-yd INT vs. Boise State (N.23) (TD)
<b>2012</b>	Everett Beed.....52-yd FR vs. Air Force (N.10) (TD)
	Leon McFadden.....96-yd INT at Fresno State (S.29) (TD)
	Eric Pinkins.....32-yd INT at Fresno State (S.29) (TD)
	Leon McFadden.....28-yd INT vs. North Dakota (S.15) (TD)
<b>2010</b>	Jerome Long.....FR in end zone after Rob Andrews' FF
	.....at TCU (N.13) (Safety)
<b>2009</b>	Luke Laolagi.....55-yd INT at UNLV (N.28) (TD)
	Dey Juan Hemmings.....14-yd FR after Ernie Lawson's FF
	.....vs. New Mexico State (O.3) (TD)
	Team.....QB fell in end zone vs. So. Utah (S.12) (Safety)

game.

The Aztec defense has allowed just 154 points (includes a pick six), 3,464 yards and 190 first downs, and has forced 22 turnovers. The Aztecs have allowed just 154 points through 12 games this season, their fewest through 12 games in program history (next fewest is 207 in 2003).

Opponents this year have had 133 drives where they have tried to score on SDSU's defense (excludes kneel downs to end half/game). The Aztecs have forced three-and-outs (or better) in 53 of those drives (39.9 pct., 6th nationally). SDSU is averaging 4.42 three-and-outs per game (T-12th nationally).

**DEFENSE MAKING HISTORY**

Rocky Long's defenses have made a habit of being among the best nationally. Entering this season, the Aztecs had five consecutive years in which they placed in the top 32 nationally points allowed per game and in the top 21 in yards allowed per game. In three of those seasons the unit placed in the top 20 of points allowed and four times in the top 16 in yards allowed per game.

This year, the defense has performed even better. San Diego State currently ranks fourth in points allowed per game, fifth in yards allowed per game, second in rushing yards allowed per carry and 16th in pass efficiency defense.

**San Diego State and Georgia are the only teams in the nation to rank in the top five of scoring defense, total defense and yards per carry.**

In school history, you have to go back 41 seasons to find a team that allowed fewer points per game (11.4 in 1976). Now that season the schedule was a little different as the Aztecs were an independent (transitioning from the PCAA to the WAC) and faced three programs that no longer have football (Pacific, Cal State Fullerton and Long Beach State).

Although the Aztecs have a game remaining, SDSU has allowed only 18 touchdowns all season. The last time a season ended with that few of touchdowns was in 1967 when the Aztecs gave up 18 touchdowns in 11 games.

**San Diego State has gone 26 quarters without allowing multiple scores in the same quarter. That matches the longest stretch for an Aztec defense in the last 24 seasons (since 1996), and is the longest active streak in the nation by eight quarters (next: 2. Boise State (18), 3. Clemson (17)).**

**THOU SHALL NOT RUN**

San Diego State may no longer be leading the nation in rushing defense but the Aztecs continue to show they are one of the nation's most difficult teams to run against.

In its last game, San Diego State held Brigham Young to just 78 yards on 27 carries (an average of 2.9 yards per carry). It marked the ninth time in 12 games that SDSU's opponent failed to surpass 82 yards rushing.

Earlier this season, San Diego State limited Fresno State to just 70 yards rushing on 27 carries. The previous week against Nevada, the Aztecs held the Wolf Pack to 29 yards rushing on 28 carries.

Earlier this season against San José State, SDSU held the Spartans to just 59 yards and no rushing touchdowns. The weekend before, Wyoming entered the game with the 14th ranked rushing offense nationally at 248.2. The Aztecs held the Cowboy run game in check, allowing just 157 yards on 39 carries.

The Aztecs are currently second nationally in rushing yards allowed per game (72.3), first in rushing yards per attempt (2.6) and tied for fourth in rushing touchdowns allowed (7).

Opponents have rushed 329 times against the Aztecs this year and only four attempts are longer than 20 yards.

On third down this year, opponents have rushed 58 times for 64 yards (1.1 avg.). On third and fourth down tries, opponents have rushed 68 times for 76 yards (1.1 avg.).

Opponents rush average by quarter this year - 1st: 2.3, 2nd: 3.1; 3rd: 2.6; 4th: 2.5 - and by half: 1st: 2.7; 2nd: 2.6.

San Diego State has spent the last several seasons among the nation's elite at stopping the run. Since the beginning of the 2015 season, the Aztecs rank second nationally in rushing yards allowed per game (105.8) and second in rushing yards per attempt (3.2).

In 2018, San Diego State ranked seventh in FBS play in defensive rush average (3.0) and in rush defense (103.8).

Since the start of the 2018 season (25 games), the opposition averaged 1.9 yards per carry or less in 10 games and 2.9 yards or less 16 times.

Since Oct. 3, 2015, San Diego State is 44-9 when holding its opponent to 4.5 yards per rushing attempt or less (the Aztecs are 3-6 in the other nine games).

San Diego State has allowed seven rushing touchdowns in the opponents' last 344 rushing attempts. That dates back to the second quarter of the Frisco Bowl against Ohio.

**:: BEST DEFENSE EVER?**

The following five head coaches have led a team to a bowl game each of the last nine seasons.

Category	2019	Best Since
Points Allowed / Game	12.8	11.4 1976
Total Offense / Game	288.7	287.3 2015
Turnovers Forced	22	29 2016
Rushing Yards / Carry	2.6	2.4 1977
Passing Efficiency	113.4	108.7 2015
Touchdowns Allowed	18	18 1967

**:: SDSU IN NCAA RANKINGS**

Season	PPG	YPG	RYG	PYG
2014	13	16	48	10
2015	7	5	7	10
2016	17	11	6	42
2017	21	11	32	15
2018	32	21	7	66
2019	4	5	2	52

PPG - points per game; YPG - yards per game; RYG - rushing yards per game; PYG - passing yards per game.

**:: FBS RUSHING YARDS ALLOWED PER GAME SINCE 2015 / FBS**

Rk.	School	Gms.	Rush	RYPG
1.	Alabama	71	6,861	96.6
2.	San Diego State	66	6,984	105.8
3.	Utah	66	7,110	107.7
4.	Wisconsin	67	7,348	109.7
5.	Michigan State	64	7,083	110.7
6.	Clemson	72	8,255	114.7
7.	Washington	66	8,027	121.6
8.	Michigan	64	7,796	121.8
9.	Ohio State	67	8,248	123.1
10.	LSU	63	7,910	125.6

**LUQ BARCOO WALTER CAMP SECOND-TEAM ALL-AMERICAN & A JIM THORPE AWARD SEMIFINALIST**



**Luq Barcoo**

San Diego State senior cornerback Luq Barcoo has been named a second-team All-American by Walter Camp, the Walter Camp Foundation recently announced.

Barcoo is the first Aztec defensive back in program history to earn Walter Camp All-America honors and the fourth SDSU player to garner Walter Camp All-America accolades, joining Marshall Faulk (first team in 1992 and 1993), Donnel Pumphrey (first team in 2016) and Rashaad Penny (second team in 2017).

Barcoo, who was a semifinalist for the Paycomm Jim Thorpe Award (best defensive back), leads all FBS players in total passes defended (INT + PBU) (24) and passes defended per game (2.00), and is tied for the FBS lead in pass breakups (16). The Chula Vista, Calif., native is also tied for second in interceptions (8) and interceptions per game (0.67). Barcoo, a first-team all-Mountain West selection and Pro Football Focus Honorable-Mention All-American, has also chipped in with 51 tackles (41 solo), including 5.0 tackles for loss and 0.5 sacks, in his first season as a starter.

Barcoo's eight interceptions are tied with Damontae Kazee (2015) and Tom Deckert (1969) for the most in SDSU's Division I history, and the second most in program history (Ed Ricketts, 12 in 1951). His 16 pass breakups, meanwhile, are tied with Darren Hall and Ron Smith (2017) for the second-most pass breakups in San Diego State single-season history, six behind Marlon Andrews (22 in 1990).

This is the 130th edition of the Walter Camp All-America team - the nation's oldest All-America team. The 2019 Walter Camp All-America team will be honored at the organization's 53rd annual national awards banquet, presented by David McDermott Lexus of New Haven, on Saturday, Jan. 18, 2020 at the Yale University Commons in New Haven, Conn.

Barcoo and the Aztecs (9-3) play Central Michigan in the New Mexico Bowl on Dec. 21, 2019 in Albuquerque, N.M.

Earlier this season, Barcoo was named a semifinalist for the Paycom Jim Thorpe Award, the Oklahoma Sports Hall of Fame announced Oct. 21. Barcoo was one of 10 semifinalists for the award, which goes out to the best defensive back in college football.

Semifinalists for the award, which is based on performance on the field, athletic ability and character, are selected by a screening committee. However, this list is not final and players who have outstanding seasons can be recognized as one of the three finalists.

The award recipient is selected by the Paycom Jim Thorpe Award National Selection Committee, which boasts members of the NCFEA, an Oklahoma Sports Hall of Fame in-house award committee, former Paycom Jim Thorpe Award recipients, and sportswriters and college football journalists throughout the country.

The award was established in 1986 and is named after history's greatest all-around athlete, Jim Thorpe. Thorpe excelled as a running back, passer and kicker on the offensive side of the ball, but also stood out as a defensive back. In addition to his legendary performance on the football field, Thorpe played professional baseball and won Olympic gold medals in the decathlon and pentathlon.

**2019 Paycom Jim Thorpe Award Semifinalists**

- Luq Barcoo, San Diego State, Sr.
- Essang Bassey, Wake Forest, Sr.
- Douglas Coleman III, Texas Tech, Sr.
- Grant Delpit, LSU, Jr.
- Alohi Gilman, Notre Dame, Sr.
- AJ Green, Oklahoma State, Sr.
- CJ Henderson, Florida, Jr.
- Jevon Holland, Oregon, So.
- Xavier McKinney, Alabama, Jr.
- Tanner Muse, Clemson, \*Gr.
- Jeffrey Okudah, Ohio State, Jr.
- JR Reed, Georgia, Sr.
- Elijah Riley, Army, Sr.
- Amik Robertson, Louisiana Tech, Jr.

**THE NATION'S BEST LINEBACKER**



**Kyahva Tezino**

Senior linebacker Kyahva Tezino has not only established himself as a leader on the defensive side of the ball, he is beginning to assert himself as one of the most impactful players in college football.

According to *Pro Football Focus*, Tezino had the highest grade for an inside linebacker in the nation last season and earned Mountain West Player of the Week honors for the third time in his career following the UCLA game earlier this season.

The senior had nine tackles (seven solo), including a sack and 1.5 tackles for loss, and his first career forced fumble against the Bruins. Tezino's three biggest plays came in the second half as he sacked UCLA quarterback Dorian Thompson-Robinson on a third-and-7 situation and forced a fumble on the first drive of the third quarter, which was scooped up by Caden McDonald. The turnover led to a Ryan Agnew 34-yard touchdown pass to Kobe Smith. On the Bruins' final two drives of the game in the fourth quarter, Tezino stuffed Thompson-Robinson on fourth-and-1 on the UCLA 46 and then stopped Joshua Kelley for a 4-yard loss (along with Troy Cassidy) on a fourth-and-1 on the Bruin 32 to secure the win for San Diego State.

Tezino captained an Aztec defense that held UCLA to 14 points, its fewest in the series since 1933 and the fewest allowed against a Power 5 school since giving up 14 to Wisconsin on Sept. 16, 2006. Additionally, SDSU held the Bruins to their lowest total offense (261) at home since Sept. 11, 2010 vs. No. 25 Stanford.

Through 12 games, the senior has a team-high 96 tackles, nine tackles for loss, three sacks, two forced fumbles, 21 quarterback hurries and an interception. He is a major reason the Aztecs are among the national leaders in every major defensive statistical category.

**SDSU INDIVIDUAL RANKINGS (2019)**

(Top 10 MW; Top 75 NCAA)

Player	Category	Pct./No.	NCAA Rk.	MW Rk.
Ryan Agnew	INT Pct.	1.47	18	1
	Comp. Pct.	63.53	36	3
	Comp. PG	19.64	36	6
	TD/INT Ratio	2.20	57	2
	Pass YPG	197.73	68	7
	Pass Yds	2,175	74	6
	Pass Eff.	124.63	--	6
	Total Off. PG	208.64	--	7
	Passing TDs	11	--	8
	Yds per Comp.	10.07	--	8
Yds per Att.	6.40	--	8	
Matt Araiza	PAT Pct.	100.00	1	1
	Field Goals	20	10	1
	Field Goals PG	1.67	10	1
	Touchback Pct.	75.00	10	1
	Field Goal Att.	24	11	1
	Field Goal Pct.	83.33	23	3
	Touchbacks	42	27	3
	Kickoff Avg.	62.41	40	3
	Kicking Pts.	82	59	6
	Points PG	6.83	--	6
Points	82	--	7	
Kickoff Yds	3,495	--	8	
Kickoffs	56	--	8	
Keeshawn Banks	TFL PG	1.13	--	4
Luq Barcoo	Pass Def.	24	1	1
	Pass Def. PG	2.00	1	1
	PBUs	16	1	1
	Interceptions	8	2	1
	INT PG	0.67	2	1
Jordan Byrd	KR + PR Yds	359	69	6
Myles Cheatum	Sacks PG	0.42	--	8
	TFL PG	0.79	--	8
Darren Hall	PBUs	16	1	1
	Pass Def. PG	1.55	5	2
	Pass Def.	17	5	2
Brandon Heicklen	Punts I20	32	3	2
	Punt YPG	253.58	9	1
	Punt Yds	3,043	10	1
	Punt Avg.	45.42	14	3
	Punts PG	5.58	15	1
	Punts	67	16	1
	Net Punt Avg.	40.82	25	3
Punt Long	61	--	9	
Dwayne Johnson	Fumble Rec.	2	27	4
Caden McDonald	PR TDs	1	3	2
Kobe Smith	Receptions PG	4.75	74	7
Kyahva Tezino	Tackles PG	8.00	63	8
Tariq Thompson	Fumble Rec.	3	5	1
	Interceptions	3	43	6
	INT PG	0.25	60	8
	Pass Def. PG	0.92	--	8
Keaun Williams	KR TDs	1	10	2

Red indicates top 25 in FBS or Mountain West leader

**SAN DIEGO STATE STREAKS**

**Consecutive Games with a Passing Touchdown**

Name	Current	Long
Ryan Agnew	0	5 (Sept. 7-Oct. 12, 2019)
Carson Baker	1	1 (Nov. 30, 2019-current)

**Consecutive Passes without an Interception**

Name	Current	Long
Ryan Agnew	72 (Nov. 15-current)	124 (Sept. 21-Oct. 26, 2019)
Carson Baker	24 (Nov. 30-current)	24 (Nov. 30, 2019-current)

**Consecutive Games with a Rushing Touchdown**

Name	Current	Long
Ryan Agnew	0	1 (Nov. 23, 2019)
Chance Bell	0	1 (2 times)
Jordan Byrd	0	1 (2 times)
Chase Jasmin	0	3 (Oct. 6-20, 2018)
Juwan Washington	0	4 (Oct. 28-Nov. 24, 2017)

**Consecutive Games with a 100-Yard Rushing Game**

Name	Current	Long
Chance Bell	0	1 (Sept. 14, 2019)
Jordan Byrd	0	1 (Sept. 14, 2019)
Chase Jasmin	0	1 (Sept. 15, 2018)
Juwan Washington	0	3 (Aug. 31-Sept. 15, 2018)

**Consecutive Games with a Catch**

Name	Current	Long
Ryan Agnew	0	1 (Nov. 15, 2019)
Chance Bell	1	2 (Sept. 21-Oct. 5, 2019)
Daniel Bellinger	7	7 (Oct. 12, 2019-current)
BJ Busbee	0	6 (Oct. 12-Nov. 30, 2019)
Jordan Byrd	2	2 (3 times)
Ethan Dedeaux	0	4 (Aug. 31-Sept. 22, 2018)
Justin Dinka	1	1 (Nov. 30-2019-current)
Parker Houston	5	6 (Aug. 31-Oct. 12, 2018)
Chase Jasmin	4	4 (Nov. 9, 2019-current)
Elijah Kothe	0	3 (2 times)
Isaac Lessard	0	1 (4 times)
Isiah Macklin	0	2 (Oct. 27-Nov. 3, 2018)
Jesse Matthews	12	12 (Aug. 31, 2019-current)
Isaiah Richardson	0	3 (Nov. 9-30, 2019)
Kobe Smith	13	13 (Dec. 19, 2018-current)
Juwan Washington	1	6 (Dec. 19, 2018-Oct. 26, 2019)
Kaegun Williams	3	3 (Nov. 15, 2019-current)
Alex Wilson	0	1 (Sept. 14, 2019)

**AZTECS IN THE NFL (AS OF DEC. 13, 2019)**

(According to NFL.com; \* - practice squad player; ^ - injured list)

CURRENT NFL TEAM	SDSU LETTERS
<b>ARIZONA CARDINALS</b>	
Aaron Brewer, LS	2008-09-10-11
<b>ATLANTA FALCONS</b>	
Damontae Kazee, CB	2013-14-15-16
<b>DETROIT LIONS</b>	
^Nick Bowden, FB	2014, 16-17
<b>HOUSTON TEXANS</b>	
^Kahale Warring, TE	2017-18
<b>JACKSONVILLE JAGUARS</b>	
*Ryan Pope, OL	2016-17-18
<b>NEW ENGLAND PATRIOTS</b>	
*Calvin Munson, LB	2013-14-15-16
<b>PITTSBURGH STEELERS</b>	
Kameron Kelly, S	2014-15-16-17
<b>SAN FRANCISCO 49ERS</b>	
*Alex Barrett, DL	2013-14-15-16
Daniel Brunskill, OL	2013-14-15-16
<b>SEATTLE SEAHAWKS</b>	
Rashaad Penny, RB	2014-15-16-17

Tezino has really picked up his play over the team's last eight games, totaling 66 tackles, 6.5 tackles for loss and 11 quarterback hurries.

Against Nevada, Tezino recorded a team-high nine tackles, including 2 1/2 tackles for loss and a sack. In the game at UNLV, Tezino had 10 tackles. The previous game at San Jose State, Tezino totaled 10 tackles, including 0.5 tackles for loss. In the victory at Colorado State, the senior had 13 tackles, 2.5 tackles for loss, a sack and a forced fumble.


This season, he has been named to three watch lists - Chuck Bednarik Award (college defensive player of the year), Bronko Nagurski Award (defensive player of the year) and the Butkus Award (nation's best linebacker), and has been chosen to the College Football America Group of 5 Starting Lineup. Additionally, Tezino has been selected preseason first-team all-Mountain West by the league's media, Athlon Sports and Phil Steele Magazine, and was chosen as a captain by his teammates.

Since being named a starter on Oct. 28, 2017 (30 games), Tezino has totaled 279 tackles and 29 tackles for loss. Tezino has led the team in tackles in 19 of the 29 games since he's become starter, posting 11 double-digit tackle games over that span (three this season).

Over his last 20 games, Tezino has 184 tackles and 19.0 tackles for loss. For the season in 2018, Tezino had 127 tackles (70 solo), including 14.5 tackles for loss, 8.5 sacks and 17 quarterback hurries, all which led the team. His 127 tackles were 24 more than No. 2 on the team and a remarkable 67 more than No. 3, and were the third most among an Aztec junior in program history and the eighth most in SDSU single-season history.

For his efforts, he was named a first-team all-Mountain West performer, as well as racking up three awards at SDSU's postseason banquet - MVP, defensive MVP and one of four Captain's Awards.

**DOUBLE 100**



Byrd



Bell

Although Juwan Washington has been very limited this season after suffering an ankle injury on his second carry of the season opener, the Aztec ground game has benefitted from others.

At New Mexico State, sophomore Jordan Byrd (22 carries, 118 yards and two touchdowns) and sophomore Chance Bell (17 carries, 116 yards and one touchdown) both recorded their first career 100-yard rushing games.

They became the 78th and 79th players in school history to post a 100-yard game and it marked the 30th time in school history that the Aztecs have had at least two players rush for 100 yards in the same game. San Diego State is 29-1 in those games.

San Diego State now has nine games with multiple 100-yard rushers in the last 47 games. The five player different player combinations that did it during this stretch are: Rashaad Penny/Donnel Pumphrey 5, Rashaad Penny/Juwan Washington, Donnel Pumphrey/Juwan Washington, Chase Jasmin/Juwan Washington and Chance Bell/Jordan Byrd.

San Diego State has received major contribution from four different players in the run game this season. Washington leads the group with 500 yards rushing, with Bell 373 yards (4.2 ypr), Jasmin 315 (4.6 ypr) and Byrd 216 yards right behind the senior.

The four players have combined to rush for 1,404 yards.

**BRANDON HEICKLEN AGAIN EARNS MOUNTAIN WEST HONORS**



Brandon Heicklen

San Diego State's Brandon Heicklen was named the Mountain West Special Teams Player of the Week, the league announced Dec. 2. It is the second consecutive week the senior punter earned the award and third time this season.

An Aztec has now won the MW Special Teams Player of the Week award four times this year in 12 chances and a league-high 10 times over the past two seasons in 24 opportunities (the only other MW schools with multiple special teams player of the week awards are Utah State (6), Nevada (4), Boise State (2) and San Jose State (2)).

Playing in his final game at SDCCU Stadium, Heicklen helped SDSU beat the Cougars, 13-3. Heicklen punted seven times for 323 yards (46.1 avg.) and a net average of 43.6. He had five punts inside the 20-yard line, including two inside the 10 and one inside the 5. Heicklen helped limit BYU to an average starting position of its own 22-yard line and an improvement each quarter (29 in first, 23 in second, 19 in third and 14 in the fourth). Only two of his seven punts were returned and only one for positive yardage.

Out of Heicklen's last 15 punts, 12 have landed inside the 20-yard line, seven inside the 10 and four inside the 5. On the season, Heicklen has punted 67 times for 3,043 yards (45.4 avg.). Heicklen, who ranks third in SDSU single-season history in punt average (45.42), leads the Mountain West in punt yards (3,043, 9th in FBS), punt yards per game (253.58, 9th in FBS), punts (67, T-14th in FBS) and punts per game (5.58, T-15th in FBS).

For his career, Heicklen ranks fourth all-time at San Diego State in total punts (194) and punt yards (8,146), and seventh in punt average (42.0).

**BULLET NOTES - OFFENSE**

- San Diego State returns seven starters on offense this season - senior quarterback Ryan Agnew, sophomore wide receiver Ethan Dedeaux, junior center Keith Ismael, senior left guard Daishawn Dixon, junior center Dominic Gudino, senior tight end Parker Houston, senior running back Juwan Washington.
- Jeff Horton is in his ninth season at San Diego State and his fifth as SDSU's offensive coordinator (served the previous four seasons as an assistant head coach and running backs coach). Among his other experience, he served as the head coach at Nevada and UNLV and interim head coach at Minnesota. In addition to being the offensive coordinator, he is also an associate head coach.
- Of all FBS schools that have played at least 60 games since 2015 (Jeff Horton offensive coordinator era), San Diego State has the second fewest amount of turnovers with 65 (LSU has 60).
- San Diego State's offense has run 857 plays this season with just six turnovers and one fumble (one turnover every 142.8 offensive

snaps).

- Last season, SDSU suffered from a rash of injuries on the offensive side of the ball. The result was a total of 26 different players making a start on the offensive side of the ball and only tight end Parker Houston started every game at the same position for the offense.
- Agnew is 14-4 as a starting quarterback.
- Last season, Agnew became the 43rd different player to start at quarterback for the Aztecs in the Division I era (see page 205 of the media guide for details). Of the 42 players making their inaugural SDSU start in the Division I era, Agnew became the 20th to win their first start. The last three players making their first start Maxwell Smith (Aug. 30, 2015) and Christian Chapman (Dec. 5, 2015) were victorious.
- Full bios of selected offensive players:
  - Ryan Agnew - pgs. 35-37
  - Kobe Smith - pg. 67-68
  - Juwan Washington - pgs. 75-78

## OFFENSIVE NUMBERS

- SDSU has scored 27 or more points in 24 of the last 46 games and in 36 of the last 60 games.
- San Diego State has scored 30 or more points in 28 of their last 60 games (1,698 points total, 28.3 ppg).
- The Aztecs are 35-4 the last 39 times they have scored at least 30 points and 47-9 in the Rocky Long era when scoring 30-plus points.
- Since Oct. 3, 2015, San Diego State is 41-7 when scoring at least 20 points.
- San Diego State is 73-18 in the Rocky Long era when scoring just 20 or more points.
- SDSU is 20-4 under Rocky Long when getting at least 36 minutes of time of possession.
- Since the beginning of 2014, SDSU is 45-11 when committing one turnover or less and 10-13 when having two or more turnovers in the game. San Diego State has one turnover or less in 49 of the 66 games since the start of the 2015 campaign and in 11 of 12 games this season.
- San Diego State has one turnover or less in 28 of its last 37 games.
- SDSU had gone nine straight games with one or less turnovers until recording two vs. Fresno State. The nine-game streak with one or less turnovers was tied with Oregon State for the longest streak in the nation at the time.
- SDSU is 38-6 in the last 44 games when owning an edge in time of possession.
- LG Daishawn Dixon has played in 51 games, the most of any current Aztec.
- C Keith Ismael is the only Aztec to play all 881 snaps on offense this year.
- Agnew is 14-4 as a starting quarterback over his career, the best winning percentage (.778) in SDSU's Division I history (since 1969, min. 15 starts). Agnew is also tied for fifth in second-half comeback victories (4) and tied for seventh in wins (14).
- Juwan Washington has all of his 31 touchdowns (25 rushing, three receiving, three kick return) over his last 38 games played.

## RUSHING OFFENSE

- San Diego State is 43-2 the last 45 times it has rushed for at least 200 yards and is 41-1 in its last 42 regular-season games when rushing for 200-plus yards.
- San Diego State has a 100-yard rusher in 28 of its last 52 games since 2016 (37, 100-yard rushers total) and 37 of the 66 games since Jeff Horton took over as the offensive coordinator in 2015 (49, 100-yard rushers total). Since Horton arrived as the running back coach in 2011, SDSU has a 100-yard rusher in 73 of the 118 games and 89, 100-yard rushers overall.
- RB Juwan Washington ranks ninth all-time at SDSU in rushing yards (2,699), rushing touchdowns (25) and overall touchdowns (31).
- Washington has seven career 100-yard rushing games.
- Washington has 26 career rushes for 20-plus yards.
- In 2018, Washington became just the third running back in program history to start the season with at least two straight 150-yard rushing games (Marshall Faulk, 1992 and Rashaad Penny, 2017).
- San Diego State had two rushers at New Mexico State (Jordan Byrd - 118 and Chance Bell - 116) on Sept. 14 for the 30th time in program history. The Aztecs are 29-1 in those occasions, including a 16-0 mark in the Rocky Long era and now have multiple 100-yard rushers nine times in the last 48 games.
- Byrd and Bell became the 78th and 79th different 100-yard rusher in school history in the New Mexico State game.
- If you take away the 18 times QB Ryan Agnew has been sacked (for 152 yards) this year, he has rushed 53 times for 272 yards (5.1 avg.).
- If you take away the two times QB Carson Baker has been sacked for seven yards, he has rushed six times for 14 yards (2.3 avg.).

## PASSING OFFENSE

- Since the start of the 2017 season, San Diego State has thrown 16 interceptions. That is tied for the third-fewest picks in the nation (min. 25 GP).
- QB Ryan Agnew ranks 20th all-time at SDSU in passing yards (3,902).
- Agnew leads the Mountain West in interception percentage (1.47, 18th in FBS), and ranks second in touchdown-to-interception percentage (2.20, T-57th in FBS), third in completion percentage (63.53, 36th in FBS), sixth in completions per game (19.64, 36th in FBS), passing yards (2,175, 74th in FBS) and pass efficiency rating (124.63), seventh in passing yards per game (197.73, 68th in FBS), and total offense per game (208.64), and eighth in passing touchdowns (11), yards per completion (10.07) and yards per attempt (6.40).
- Agnew's pass efficiency rating and touchdown-to-interception numbers this season by quarter - 1st: 115.9, 2-3 | 2nd: 117.8, 1-1 | 3rd: 135.6, 3-0 | 4th: 138.1, 5-1 - and by half - 1st: 116.9, 3-4 | 2nd: 136.8, 8-1.
- When the game is within three points in the fourth quarter, Agnew is 13-for-19 for 146 yards, two touchdowns, zero interceptions and a 167.7 pass efficiency rating.

## SDSU UNDER ROCKY LONG

Category	2019	Long Era	Streak
Overall Record	9-3	80-38	W1
Mountain West Record	5-3	51-20	L1
Home Record	4-2	44-17	W2
Road Record	5-1	33-18	L1
Neutral Record	0-0	3-3	L2
Overtime	0-0	5-3	L1
Gms Dec. by 3 Pts or Less	1-1	11-7	L1
Gms Dec. by 7 Pts or Less	3-3	25-15	L2

## SCORING

Scoring - first to score	6-1	57-16	W4
Leading - after 1 qtr	4-0	48-11	W4
Leading - at halftime	8-0	58-12	W8
Leading - after 3 qtr	9-0	68-12	W9
Scoring - 20 or more points	6-0	73-18	W6
Scoring - 30 or more points	1-0	48-9	W1
Scoring - 40 or more points	0-0	22-1	W17

## OFFENSE

Total Offense - 500+ yds	0-0	9-3	W4
Total Offense - 400+ yds	1-0	47-9	W1
Passing - 300+ yds	1-0	2-5	W2
Rushing - 200+ yds	2-0	51-4	W2
First Downs - 20+	5-2	49-15	L1
3rd Down Conv. - 50 pct.+	0-0	28-3	W1
Turnovers - 1 or fewer	8-3	61-13	W1
Turnovers - 2 or fewer	9-3	73-25	W1
Field Position - 30 or better	7-0	55-16	W7
Field Position - 25 or better	8-2	70-27	W1
Play Call - 50 pct.+ rushing	8-2	77-25	W1

## DEFENSE

Allowing 24 points or less	9-3	68-8	W1
Allowing 17 points or less	8-2	52-3	W1
Total Offense - <=300 yds.	6-1	44-4	W1
Passing - <= 150 yds.	3-0	28-6	W5
Rushing - <= 100 yds	7-2	44-14	W2
First Downs - <= 15	5-1	44-5	W1
3rd Down Conv. - <= 33 pct.	4-1	42-4	W1
Turnovers - forced 2 or more	6-0	49-15	W6
Turnovers - forced 3 or more	4-0	35-5	W24
Field Position - <=25	5-1	40-9	W1
Field Position - <=20	3-1	9-2	L1
Defense Scores Points	0-0	12-1	W11

## COMPARISON

SDSU more Rushing Yards	9-1	64-16	W2
SDSU more Return Yards	6-0	35-24	W6
SDSU fewer Turnovers	7-1	52-6	W1
SDSU same turnovers	1-1	13-10	L1
SDSU more turnovers	1-1	15-22	W1
SDSU more Time of Poss.	7-2	56-17	W1
SDSU more 1st D. and ToP	7-2	47-10	W1
SDSU better Avg. Field Pos	9-1	64-15	W1
SDSU adv. in TO and AFP	7-1	46-6	W1
SDSU ST (KR/PR) Score	1-0	14-4	W1

## INDIVIDUAL

Rusher - 100+ Yards	1-0	59-14	W1
Multiple - 100+ Yards	1-0	16-0	W19
Passer - 300+ Yards	1-0	2-5	W2
Receiver - 100+ Yards	3-1	16-8	W2
100+ Rusher, 300+ Passer	0-0	1-3	W1

SDSU CAREER IN BOWL GAMES

Rushing	Att.	Yds.	Avg.	TD
Juwan Washington	27	181	6.7	1
Kaegun Williams	1	11	11.0	0
Ryan Agnew	8	11	1.4	0
Jordan Byrd	1	3	3.0	0

Passing	C-A-I	Yds.	TD	Eff.
Ryan Agnew	11-24-1	126	0	81.60

Receiving	No.	Yds.	Avg.	TD
Isaiah Richardson	3	58	27.3	0
Parker Houston	3	20	6.7	0
Juwan Washington	3	14	4.7	0
Kobe Smith	2	25	12.5	0
Elijah Kothe	1	12	12.0	0
Daniel Bellinger	1	10	10.0	0

Kickoff Returns	No.	Yds.	Avg.	TD
Juwan Washington	9	224	24.9	1

Punt Returns	No.	Yds.	Avg.	TD
n/a				

Defense	S-A-T	Other
Kyahva Tezino	14-13-24	3 QBH
Tariq Thompson	12-4-16	1.0 TFL, 2 PBU, 1 QBH
Troy Cassidy	2-5-7	1 QBH
Andrew Aleki	2-5-7	
Taylor Hawkins	2-3-5	1 PBU
Trenton Thompson	2-3-5	
Kyree Woods	2-2-4	1 FR
Myles Cheatum	2-0-2	1 FF, 1 QBH
BJ Busbee	1-0-1	
Darren Hall	1-0-1	1 PBU
Daishawn Dixon	1-0-1	
Brandon Hecklen	1-0-1	
Chase Jasmin	1-0-1	
Keshawn Banks	0-1-1	
Luq Barcoo	0-1-1	
Caden McDonald	0-1-1	
Connor Mitchell	0-0-0	2 QBH

Punting	No.	Yds.	Avg.	Long
Brandon Hecklen	7	259	37.0	50

Kicking	FG-FGA	Long	PAT-PATA
n/a			

SDSU FUTURE NON-LEAGUE SCHEDULES

**2020**

Sept. 5	Sacramento State
Sept. 12	at Toledo
Sept. 19	UCLA
Nov. 14	at Brigham Young

**2021**

Sept. 4	New Mexico State
Sept. 11	at Arizona
Sept. 18	Utah
Sept. 25	Towson

**2022**

Sept. 3	Arizona
Sept. 10	Idaho State
Sept. 17	at Utah
Sept. 24	Toledo

**2023**

Aug. 26	Idaho State
Sept. 2	New Mexico State
Sept. 16	at Oregon State
Sept. 23	UCLA

**2024**

Sept. 7	Washington State
Sept. 14	at California
Sept. 21	Portland State
Sept. 28	at Central Michigan

**2025**

Aug. 30	Stony Brook
Sept. 6	at Washington State
Sept. 13	California

**2026**

Sept. 5	Portland State
Sept. 12	at UCLA
Sept. 19	Oregon State

**2027**

Sept. 3	at Eastern Michigan
Sept. 11	Missouri
Sept. 18	at Arizona State

**2028**

Sept. 2	at Missouri
Sept. 9	vs. Arizona State

**2030**

Sept. 21	Central Michigan
----------	------------------

**2031**

Sept. 20	at Missouri
----------	-------------

**2032**

Oct. 2	Missouri
--------	----------

- Agnew was 33-for-47 for 323 yards with a touchdown against Fresno State, setting career highs in passing yards, completions and passing attempts. He became the first Aztec 300-yard passer since Quinn Kaehler threw for 326 against Air Force on Nov. 14, 2014. There were 65 games in between 300-yard passers. Agnew became the 25th different 300-yard passer in program history.
- Against No. 23/25 Arizona State last season (Sept. 15), Agnew became the first quarterback from a non-Power 5 school to beat a nationally ranked team from a Power 5 school in his starting debut since USF's B.J. Daniels against No. 18 Florida State on Sept. 26, 2009.
- Agnew became the third straight Aztec starting quarterback to win his Aztec debut (also Maxwell Smith vs. San Diego on Aug. 30, 2015 and Christian Chapman vs. Air Force on Dec. 5, 2015) (SDSU quarterbacks were just 1-13 in the previous 14 starting debuts).
- Agnew also became the first Aztec quarterback to beat a nationally ranked team in his starting debut (other quarterbacks were 0-4 when their debut was against a ranked squad).
- QB Carson Baker picked up the win in his first career start (and appearances) against Brigham Young, going 19-for-24 for 172 yards and a touchdown without throwing an interception. Became just the second quarterback in the Aztecs' Division I history (since 1969) to win in his starting debut having never previously thrown a collegiate pass (also Joe Davis vs. Arkansas State on Sept. 12, 1976) and the first SDSU quarterback to start in a game having never previously thrown a pass since Ryan Lindley started on Aug. 30, 2008 vs. Cal Poly. Baker also became the fourth straight San Diego State quarterback to win in his starting debut, joining Maxwell Smith (Aug. 30, 2015 vs. San Diego), Christian Chapman (Dec. 5, 2015 vs. Air Force in the Mountain West Championship game) and Agnew (Sept. 15, 2018 vs. No. 23/25 Arizona State). Aztec quarterbacks were 1-13 in the previous 14 debuts prior to this stretch. He finished with the most completions (19) by an Aztec quarterback in his starting debut since Lindley's 27 completions in the Cal Poly game on Aug. 30, 2018 and most completions in a SDSU win in his debut since Tim Gutierrez had 32 in a 48-17 win over Minnesota on Sept. 25, 1993.
- WR Kobe Smith ranks seventh in the Mountain West in receptions per game (4.75, 74th in FBS).
- K. Smith became the 85th different 100-yard receiver in program history (325th occasion overall) when he had 131 yards on seven catches at UCLA after entering the game with nine career receptions for 121 yards.
- K. Smith recorded his second career 100-yard game with seven catches for 102 yards vs. Utah State and followed with seven receptions for 101 yards and two touchdowns at Colorado State.
- Against the Rams, K. Smith became the first Aztec with back-to-back 100-yard receiving games since Ezell Ruffin had three straight in 2013.
- K. Smith is now one of 40 players in program history with at least three 100-yard receiving games.
- WR Jesse Matthews had a career-high eight catches for a career-best 119 yards against Fresno State, breaking 100 yards for the first time of his career. Became the 86th different 100-yard receiver in program history (328th occasion overall).
- Among freshmen in SDSU single-season history, Matthews ranks second in receptions (45) and third in receiving yards (522).
- Matthews has the third-most catches (45) in the country without a dropped pass (as of Dec. 7, according to Pro Football Focus).
- Among tight ends, Daniel Bellinger's three touchdown catches rank in a tie for fourth in the Mountain West and a tie for 42nd in FBS play.

BULLET NOTES - DEFENSE

- For just the third season since arriving at San Diego State prior to the 2009 campaign, Rocky Long will not serve as the team's defensive coordinator (although he will continue to call the defense).
- Zach Arnett is in his second year as defensive coordinator and enters his ninth season as the linebackers coach.
- San Diego State returns five starters off last season's squad which was one of the top units nationally. Returning in 2019 are senior LB Kyahva Tezino, senior LB Troy Cassidy, senior CB (now Aztec (safety)) Kyree Woods, junior Warrior (safety) Tariq Thompson and junior Warrior (safety) Trenton Thompson.
- San Diego State was one of five schools to post a shutout through the first full week of the season (Maryland, Syracuse, UCF and Wisconsin).
- Full bios of selected defensive players:
  - Luq Barcoo - pgs. 40-41
  - Kyahva Tezino - pgs. 69-71
  - Tariq Thompson - pgs. 72-74

DEFENSIVE NUMBERS

- This year SDSU has allowed 154 points (12.8 ppg) and 3,464 yards (288.7 ypg). In the last year that Rocky Long didn't run the defense (2008), San Diego State allowed 446 points (37.2 ppg) and 5,529 yards (460.8 ypg).
- The Aztecs have allowed just 154 points through 12 games this season, their fewest through 12 games in program history (next fewest is 207 in 2003).
- SDSU has held an opponent scoreless on its opening drive 47 times since 2015 (65 games).
- The Aztecs are allowing 12.8 points (5th nationally) and 288.7 yards (7th nationally) per game this season. In SDSU's opponents' other games, they are averaging 28.7 points and 410.7 yards per game.
- Opponents this year have had 133 drives where they have tried to score on SDSU's defense (excludes kneel downs to end half/game). The Aztecs have forced three-and-outs (or better) in 53 of those drives (39.9 pct., 6th nationally). SDSU is averaging 4.42 three-and-outs per game (T-12th nationally).
- Of the last 59 fourth-down chances against the Aztec defense dating back to 2016, opponents have converted just 20 times (33.9 pct.).
- LB Troy Cassidy has played in 49 straight games, the longest streak on the team.
- WAR Tariq Thompson has the most consecutive starts among any offense or defense player on the team (38).
- Ta. Thompson has the starts among any player on the Aztec defense (38).
- WAR Tariq Thompson is tied for fifth all-time at SDSU in fumble recoveries (5).
- Ta. Thompson is tied for sixth in SDSU single-season history in fumble recoveries (3).

- Ta. Thompson is tied for first in the Mountain West (T-5th in FBS) with three fumble recoveries, while AZT Dwayne Johnson is tied for fourth in the league (T-27th in FBS) with two recoveries.
- LB Kyahva Tezino ranks eighth all-time at SDSU in assisted tackles (138) and 11th in tackles (287).
- Tezino's numbers over his last 30 games (all starts) - 279 tackles and 29.5 tackles for loss; numbers over his first 17 games (no starts) - eight tackles and 1.5 tackle for loss.
- Tezino has 11 double-digit tackle games for his career, including three this year.
- Tezino has had two different three-game streaks over his career with at least 10 tackles.
- Tezino has led the team or tied for the team lead in tackles 19 times for his career (all over the last 30 games), including four times this year and in 10 of the 13 games last season.
- Tezino ranks sixth in the Mountain West in tackles per game (8.00, 54th in FBS) and 10th in tackles for loss per game (0.75).
- Tezino was named the MW Defensive Player of the Week for a third time of his career and the Pro Football Focus National Second-Team of the Week on Sept. 9 for his play at UCLA, when he came up with nine tackles (seven solo), to go along with one sack, 1.5 tackles for loss and a forced fumble at UCLA.
- CB Luq Barcoo had a career game at Colorado State en route to being named the Mountain West Defensive Player of the Week and to the Pro Football Focus National Defensive Player of the Week, recording six tackles, three interceptions and a pass breakup. The three interceptions came in consecutive snaps by the Ram offense, the first time that has happened in FBS play since at least 2012. He became the first San Diego State player with three interceptions in a game since current Atlanta Falcon Damontae Kazee on Sept. 5, 2015 against San Diego, and also became the first player with an interception in three straight drives since Nevada's Dameon Baber did so on Nov. 5, 2015. The three interceptions are also tied for the most in a FBS game this season. Helped the Aztecs limit a CSU team that came into the weekend averaging 510 yards per game to just 235 yards of total offense, its fewest in a game since gaining 225 vs. Colorado on Sept. 2, 2014.
- Hall had two forced fumbles at New Mexico State, which are tied with 14 others for the most in a game in school history and tied with 41 others for the second most in a FBS game this season.

**RUSHING DEFENSE**

- Last season, SDSU ranked seventh in FBS play in defensive rush average (3.0) and in rush defense (103.8).
- Opponents have rushed 329 times against the Aztecs this year and only four attempts are longer than 20 yards.
- **On third down this year, opponents have rushed 58 times for 64 yards (1.1 avg.). On third and fourth down tries, opponents have rushed 68 times for 76 yards (1.1 avg.).**
- Opponent rush average by downs this year - 1st: 3.1; 2nd: 3.0; 3rd: 1.1; 4th: 1.2.
- Opponents rush average by quarter this year - 1st: 2.3, 2nd: 3.1; 3rd: 2.6; 4th: 2.5 - and by half: 1st: 2.7; 2nd: 2.6.
- LB Kyahva Tezino leads the team in tackles on rush plays (67), 23 more than No. 2 on the team.

**PASSING DEFENSE**

- Under head coach Rocky Long, San Diego State is 46-7 in games in which the opponent has a passing efficiency rating of 116.50 or less.
- **Since the beginning of the 2015 campaign, San Diego State's 88 interceptions are the most in the country, while its 10 interception returns for touchdowns are tied for 10th in the country.**
- **Despite losing four seniors from the defensive line last year and entering the season with just one player with a start on the d-line, the Aztec defensive linemen has combined for 36.0 tackles for loss, 17.5 sacks and just five accepted penalties through 12 games after recording 23.5 tackles for loss, 9.0 sacks and 11 accepted penalties last year through the 13-game season.**
- WAR Tariq Thompson is tied for sixth among active FBS players in interceptions (10) and 19th in interceptions per game (0.26).
- Ta. Thompson's 10 interceptions are tied for the 10th most in program history.
- Ta. Thompson is tied for ninth in the MW with 0.92 passes defended (INT + PBU) per game.
- CB Luq Barcoo is second among active FBS players with 0.39 interceptions per game.
- Barcoo leads all FBS players in total passes defended (INT + PBU) (24) and passes defended per game (2.00), and is tied for the FBS lead in pass breakups (16), and tied for second in interceptions (8) and interceptions per game (0.67).
- Barcoo's eight interceptions are tied with Damontae Kazee (2015) and Tom Deckert (1969) for the most in SDSU's Division I history (since 1969), and the second most in program history (Ed Ricketts, 12 in 1951).
- CB Darren Hall is tied with teammate Luq Barcoo for the most pass breakups in FBS play this season (16), and is fifth in passes defended per game (1.55) and is tied for fifth in total passes defended (INT + PBU) (17).
- Barcoo and Hall are tied for second in SDSU single-season history in pass breakups (16), six behind Marlon Andrews (22 in 1990).
- Barcoo had four pass breakups against Brigham Young, tied for the fifth most in SDSU single-game history and sixth most in a FBS game this season.
- Barcoo, Ta. Thompson and AZ Dwayne Johnson Jr. leads the Aztecs in tackles on passing plays (38).
- DE Keshawn Banks ranks fourth in the Mountain West in tackles for loss per game (1.13).
- DE Myles Cheatum ranks eighth in the Mountain West in sacks per game (0.42) and in tackles for loss per game (0.79).

**BULLET NOTES - SPECIAL TEAMS**

- ESPN Team Efficiencies ranked San Diego State's special teams unit as the 23rd best in the country in 2015, 13th in 2016 and 28th in 2017. This year, the Aztecs are 10th.
- Former SDSU captain Doug Deakin is in his ninth season with the program and his second as special teams coordinator. He also coaches the tight ends.
- **Since the start of the 2015 season, San Diego State has 11 kickoff returns for touchdowns, tied for the most in FBS play over that time (tied with Kansas State and Memphis).**
- Among the active career FBS leaders, Juwan Washington ranks in a tie for fifth in kick return touchdowns (3).
- Washington ranks seventh all-time at SDSU in all-purpose yards (4,000) and kick return yards (1,017), and tied for 10th in kick re-

**CAREER START CHART**

Career Starts (Off/Def)	'15	'16	'17	'18	'19	Total
Tariq Thompson, WAR	-	-	13	13	12	38
Keith Ismael, OL	-	RS	13	12	12	37
Daishawn Dixon, OL	RS	0	13	12	11	36
Parker Houston, TE	-	4	7	13	9	33
Kyahva Tezino, LB	RS	0	5	13	12	30
Troy Cassidy, LB	-	0	8	12	8	28
Myles Cheatum, DE	RS	0	8	3	12	23
Ryan Agnew, QB	RS	0	0	7	11	18
Juwan Washington, RB	RS	1	3	8	6	18
Dominic Gudino, OL	-	-	6	8	2	16
Kyree Woods, CB/S	-	0	0	10	5	15
Dwayne Johnson, AZ	-	RS	1	0	12	13
Darren Hall, CB	-	-	RS	3	10	13
Kyle Spalding, OL	-	RS	0	3	10	13
Keshawn Banks, DE	-	-	-	0	12	12
Luq Barcoo, CB	-	-	-	0	12	12
Trenton Thompson, WAR	-	0	RS	8	4	12
Isaac Lessard, FB	RS	0	1	8	3	12
William Dunkle, RG	-	-	-	RS	11	11
Cameron Thomas, DL	-	-	-	RS	11	11
Kobe Smith, WR	-	-	-	2	9	11
Daniel Bellinger, TE	-	-	-	0	10	10
Zachary Thomas, RG/RT	-	RS	0	2	8	10
Taylor Hawkins, WAR	-	RS	0	5	5	10
Ethan Dedeaux, WR	-	-	RS	8	2	10
Jesse Matthews, WR	-	-	-	RS	9	9
Caden McDonald, LB	-	-	RS	0	9	9
Andrew Aleki, LB	-	-	0	1	8	9
Jacob Capra, RT/LT	-	-	-	-	6	7*
Jordan Byrd, RB	-	-	-	0	6	6
Elijah Kothe, WR	-	-	-	2	4	6
Chase Jasmin, RB	-	RS	0	3	1	4
Isiah Macklin, WR	-	RS	2	1	0	3
Carson Barker, QB	-	-	-	RS	1	1
Jonah Tavaj, DT	-	-	-	-	1	1
TJ Sullivan, WR	-	-	-	RS	1	1
Chance Bell, RB	-	-	RS	1	0	1
Kaegun Williams, RB	-	-	RS	1	0	1

\* One of Capra's career starts came at Oregon

**LONG ERA SPECIAL TEAMS SCORING PLAYS\***

**2019**

Trenton Thompson.....Punt block; Caden McDonald returned for .....touchdown at UNLV (10.26) (TD)  
 Kaegun Williams.....95-yard KR vs. San José State (0.19) (TD)

**2018**

Kaelin Himphill.....Punt block; Trenton Thompson returned for .....touchdown vs. Air Force (0.12) (TD)

**2017**

Juwan Washington.....78-yd KR vs. Army West Point (D.23) (TD)  
 Rashaad Penny.....100-yd KR vs. Nevada (N.18) (TD)  
 Rashaad Penny.....70-yd PR vs. Nevada (N.18) (TD)  
 Juwan Washington.....96-yd KR vs. Northern Illinois (S.30) (TD)  
 Rashaad Penny.....99-yd KR at Arizona State (S.9) (TD)

**2016**

Juwan Washington.....92-yd KR at Wyoming (N.19) (TD)  
 Rashaad Penny.....93-yd KR at Wyoming (N.19) (TD)  
 Rashaad Penny.....100-yd KR vs. California (S.10) (TD)

**2015**

Rashaad Penny.....100-yd KR vs. Cincinnati (D.24) (TD)  
 Damontae Kazee.....66-yd PR at UNLV (N.21) (TD)  
 Rashaad Penny.....100-yd KR at Penn State (S.26) (TD)  
 Rashaad Penny.....97-yd KR vs. San Diego (S.5) (TD)

**2014**

Lloyd Mills.....67-yd PR vs. Northern Arizona (A.30) (TD)

**2013**

Tim Vizzi.....71-yd PR at UNLV (N.30) (TD)  
 Tim Vizzi.....41-yd PR vs. Boise State (N.23) (TD)  
 Team.....Fumbled punt out of end zone (0.4) (Safety)  
 Sam Meredith.....PAT block; David Lamar returned for .....def. PAT at New Mexico State (S.28) (2 pts.)

**2012**

Colin Lockett.....100-yd KR at Boise State (N.3) (TD)  
 Colin Lockett.....96-yd KR vs. Army (S.8) (TD)

**2011**

Brandon Davis.....98-yd KR at Air Force (O.13) (TD)  
 Colin Lockett.....94-yd KR vs. Cal Poly (S.3) (TD)  
 \* - includes only since he became SDSU's head coach in 2011

## 2019 SDSU FOOTBALL ACCOLADES

**Ryan Agnew | Sr. | Southlake, Texas | Quarterback**  
Pro Football Focus Mountain West Team of the Year (Hon. Men.)  
Pro Football Focus Mountain West Team of the Week (Nov. 19)

**Matt Araiza | RS-Fr. | San Diego, Calif. | Kicker**  
All-Mountain West (Honorable Mention) - Media & Coaches  
Mountain West Special Teams Player of the Week (Sept. 9)

**Keshawn Banks | So. | Rio Rancho, N.M. | Defensive End**  
All-Mountain West (Second Team) - Media & Coaches  
Pro Football Focus Mountain West Team of the Week (Sept. 17)

**Lug Barcoo | Sr. | San Diego, Calif. | Cornerback**  
Walter Camp Second-Team All-American  
Paycom Jim Thorpe Award Semifinalist  
Pro Football Focus All-American (Honorable Mention)  
Pro Football Focus Midseason Second-Team All-American  
All-Mountain West (First Team) - Media & Coaches  
Pro Football Focus Mountain West Team of the Year (First Team)  
Jim Thorpe Award Player of the Week (Oct. 10)  
Mountain West Defensive Player of the Week (Oct. 7)  
Pro Football Focus National Team of the Week (Oct. 7)  
Six-time Pro Football Focus Mountain West Team of the Week  
(Sept. 10, Sept. 17, Oct. 8, Oct. 15, Oct. 22 & Nov. 19)

**Jordan Byrd | So. | Albuquerque, N.M. | Running Back**  
Pro Football Focus Mountain West Team of the Week (Sept. 17)

**Myles Cheatum | Sr. | Cedar Park, Texas | Def. Tackle**  
All-Mountain West (First Team) - Media & Coaches

**Daishawn Dixon | Sr. | San Antonio, Texas | Off. Guard**  
All-Mountain West (Second Team) - Media & Coaches  
Pro Football Focus Mountain West Team of the Year (Hon. Men.)  
Pro Football Focus National Team of the Week (Sept. 17)  
Pro Football Focus Mountain West Team of the Week (Sept. 17)

**William Dunkle | RS-Fr. | Chula Vista, Calif. | Off. Guard**  
All-Mountain West (Honorable Mention) - Media & Coaches  
Pro Football Focus Mountain West Team of the Year (Hon. Men.)  
Three-time Pro Football Focus Mountain West Team of the Week  
(Sept. 3, Oct. 8 & Oct. 29)

**Darren Hall | So. | Pasadena, Calif. | Cornerback**  
All-Mountain West (Honorable Mention) - Media & Coaches  
Pro Football Focus Mountain West Team of the Year (Third Team)  
Pro Football Focus Second-Team National Team of the Week (Oct. 14)  
Two-time Pro Football Focus Mountain West Team of the Week  
(Oct. 15 & Oct. 22)

**Brandon Hecklen | Sr. | Tarzana, Calif. | Punter**  
Ray Guy Award Watch List (most outstanding punter)  
All-Mountain West (Honorable Mention) - Media & Coaches  
Pro Football Focus Mountain West Team of the Year (Second Team)  
Three-time Pro Football Focus Mountain West Special Teams Player of the Week  
(Oct. 21, Nov. 25 & Dec. 2)

**Parker Houston | Sr. | Sparks, Nev. | Tight End**  
Mackey Award Watch List (Outstanding Collegiate Tight End)  
Wuerffel Trophy Watch List (Community Service, Athletic and Academic Achievement)  
All-Mountain West (Second Team) - Media & Coaches

turns (43).

- P Brandon Hecklen ranks fourth all-time at San Diego State in total punts (194) and punt yards (8,146), and seventh in punt average (42.0).
- Hecklen ranks third in SDSU single-season history in punt average (45.42), fifth in punt yards (3,043), and tied for 10th in total punts (67).
- Hecklen leads the Mountain West in punt yards per game (253.58, 9th in FBS), punt yards (3,043, 10th in FBS), punts per game (5.58, 15th in FBS) and punts (67, T-16th in FBS), and ranks second in punts inside the 20-yard line (32, T-3rd in FBS), third in punt average (45.42, 14th in FBS) and net punt average (40.82, 25th in FBS), and ninth with a long punt of 61 yards.
- If you take away the 13 times Hecklen has had to punt inside opponents territory (for 448 yards), he is averaging 48.06 yards per punt (54 punts for 2,595 yards).
- Out of Hecklen's last 15 punts, 12 have landed inside the 20-yard line, seven inside the 10 and four inside the 5.
- Hecklen was named the Mountain West Special Teams Player of the Week on Oct. 20 for his play at San Jose State when he punted five times for 228 yards (45.8 avg.) with a net average of 44.2 and a career-long of 59. Four of his five punts were inside the 20-yard line, including three inside the 3-yard line (2, 1 and 1). He became the first punter to have three inside the 3-yard line since Brigham Young's Riley Stephenson had three against San Diego State in the 2012 Poinsettia Bowl (Dec. 20). Hecklen helped flip the field, giving the Aztecs a 24-yard average field position advantage (43-19), SDSU's largest AFP position in recorded history (since at least 1998). Off his punts, San Jose State averaged starting their drives on the 11.8-yard line. If you take away the two times he punted inside SJSU's territory (when he landed the ball on the 1 and 2), he punted three times for 160 yards (53.3 avg.).
- Hecklen set a career high with a 56.7 punt average (three punts for 170 yards) against Fresno State, including a career-long punt of 61 yards. The 56.3 average is the best mark in the Mountain West this year (min. 3 punts) and tied for the fifth-best mark in FBS play (min. 3 punts). The 56.3 average is also tied for the seventh-best mark in league history (min. 3 punts) and the best mark by an Aztec punter since at least 1996 (min. 3 punts).
- Hecklen was named the MW Special Teams Player of the Week for a second time on Nov. 25 for his play at Hawai'i when he punted five times for 208 yards (41.6 avg.) with none of the punts being returned. All five of his punts landed inside the 20-yard line, including four inside the 10 and two inside the 5. The five punts inside the 20-yard line were a career-high and the most by an Aztec since Oct. 31, 2009 (six 120 in eight punts). Off his five punts, Hawai'i started at the 8, 2, 7, 4 and 12 for an average start of 6.6-yard line. Hecklen was the lead cog in making Hawai'i finish with an average starting field position of just its own 14-yard line. In the nearly 300 San Diego State games in which data is available for ASP, the 14-yard line marks the worst average starting position for any SDSU opponent. The two punts he had from SDSU's side of the field went for 100 yards (50.0 avg.).
- Hecklen was named the MW Special Teams Player of the Week for the second straight week and third time of the season (and career) on Dec. 2 for his play against Brigham Young, punting seven times for 323 yards (46.1 avg.) and a net average of 43.6. He had five punts inside the 20-yard line (second straight week and tying a career high), including two inside the 10 and one inside the 5. Hecklen helped limit BYU to an average starting position of its own 22-yard line and an improvement each quarter (29 in first, 23 in second, 19 in third and 14 in the fourth). Only two of his seven punts were returned and only one for positive yardage.
- K Matt Araiza leads the Aztecs with 82 points (No. 2 is 24) and has more points than the next three players combined (72).
- Araiza is tied for the FBS lead with a perfect PAT percentage, and leads the Mountain West in touchback percentage (75.00, T-10th in FBS), while tying for first in field goals per game (1.67, T-10th in FBS), field goals (20, T-10th in FBS) and field goals attempts (24, T-11th in FBS), third in field goal percentage (83.33, T-23rd in FBS), touchbacks (42, T-27th in FBS) and kickoff average (62.41, 40th in FBS), sixth in kicking points (82, 59th in FBS) and points per game (6.83), and seventh in points (82), and eighth in kickoff yards (3,495) and in kickoffs (56).
- Among freshmen kickers in the country, Araiza is tied for second in field goals (20), tied for fifth in field goal percentage (83.33) and tied for seventh in points by kickers (82).
- Araiza ranks in a tie for second in SDSU single-season history in field goals (20) and sixth in field goal percentage (.833).
- Araiza is one of only six kickers in FBS play to have at least one field goal in every game this season. His 12 straight games with a field goal is tied for the sixth-longest active streak in FBS play.
- Araiza was named the Mountain West Special Teams Player of the Week for the first time of his career on Sept. 9 for his play at UCLA when he went 3-for-4 on field goal attempts and 2-for-2 on PATs, while posting five touchbacks in six kickoffs. He made a then career-long 43-yarder in the first quarter, while his three field goals and 11 points were also a career best.
- Jordan Byrd ranks sixth in the Mountain West in total kick/punt return yards (341, 69th in FBS).
- KR Kaegun Williams returned a kickoff 95 yards for a touchdown at San Jose State, SDSU's first kick return for a touchdown since Juwan Washington had one vs. Army West Point in the 2017 Armed Forces Bowl (Dec. 23).
- Williams is tied for second in the Mountain West and tied for ninth nationally with one kick return touchdown.
- Caden McDonald is tied for third in FBS in punt return touchdowns (1), when he recovered Trenton Thompson's blocked punt in the end zone at UNLV on Oct. 26).
- Tr. Thompson's blocked a punt and return by McDonald was SDSU's first block punt return for a touchdown since Thompson returned Kaelin Himpill's block vs. Air Force on Oct. 12, 2018.
- Michael Shawcroft and Trenton Thompson lead the Aztecs with five tackles on special teams.
- Tr. Thompson lead the team with five stops on the punt return unit.
- Nolen Harris leads SDSU with three tackles on the kickoff unit.
- Full bios of selected offensive players:
  - Matt Araiza - pgs. 38
  - Brandon Hecklen - pgs. 54-55



## FOURTEEN AZTECS EARN 2019 ALL-MW FOOTBALL HONORS

San Diego State had 14 players earn 2019 All-Mountain West football postseason honors, the league announced Dec. 4.

A league-high-tying five Aztecs made the first team, including four on the defensive side of the ball in senior linebacker Kyahva Tezino, senior cornerback Luq Barcoo, and defensive linemen Myles Cheatum and Cameron Thomas. Junior center Keith Ismael was the lone SDSU representative on the offensive first team.

Leading the way on the second team were seniors Parker Houston (tight end) and Daishawn Dixon (left guard), along with junior Warrior (safety) Tariq Thompson and sophomore defensive end Keshawn Banks.

San Diego State also had five honorable-mention selections in senior punter Brandon Heicklen, junior Aztec (safety) Dwayne Johnson Jr., sophomore cornerback Darren Hall, and redshirt freshmen William Dunkle (right guard) and Matt Araiza (kicker).

The 14 all-league picks match the most by an Aztec squad since 2001 (16) and are tied with Air Force for the second most in the MW, while the five first-team honorees are tied with Boise State for tops in the league. In all, SDSU had eight defensive players make all-conference, four offensive players and two special teamers.

The all-conference awards are voted on by the league coaches and various media members from the league.

Tezino has led a defensive unit that tops the MW in scoring defense (12.8), total defense (288.7), rush defense (72.3) and pass efficiency defense (113.4), among other categories. The San Diego State defense ranks among the top 10 in the nation in rush defense (3rd), scoring defense (5th), interceptions (6th, 15), total defense (7th) and first downs allowed (8th, 190).

Tezino, who is on the first team for the second straight year, leads the Aztecs in tackles (96) and quarterback hurries (22), while adding nine tackles for loss, three sacks, two forced fumbles, one interception and two pass breakups. A member of the watch lists for the Chuck Bednarik Award (college defensive player of the year), Bronko Nagurski Award (defensive player of the year) and Butkus Award (nation's best linebacker), Tezino is the fourth-highest graded inside linebacker in the country by Pro Football Focus, and has been named to the PFF MW Team of the Week four times this season. The MW Defensive Player of the Week on Sept. 9 for his play at UCLA (9 tackles, 1.0 SCK, 1.5 TFL, 1 FF, 1 QBH), Tezino has three games this year with double-digits in tackles, including 13 tackles, 2.5 TFL and a sack at Colorado State. Tezino, who has also been named a PFF honorable-mention All-American this season, is just the fourth Aztec linebacker to earn multiple all-MW first team honors for his career, joining Calvin Munson (2015-16), Miles Burris (2010-11) and Kirk Morrison (2002-04).

Barcoo, meanwhile, leads the country in total passes defended (INT + PBU) (24) and passes defended per game (2.00), and is tied for the lead in total interceptions (8), pass breakups (16) and interceptions per game (0.67). A semifinalist for the Jim Thorpe Award (top defensive back) and a PFF honorable-mention All-American, Barcoo has been named to the PFF MW Team of the Week six times this year (in 12 chances). Barcoo, the top-graded cornerback in the league by PFF, had a career game at Colorado State when he had six tackles and three interceptions on consecutive snaps, the first time that has occurred since at least 2012 and likely the first time in NCAA history, en route to being named the Jim Thorpe Award Player of the Week and MW Defensive Player of the Week. He has added 51 tackles (41 solo) on the year, including five tackles for loss.

A senior, Cheatum made his first all-conference team after finishing the regular season with 39 tackles, 9.5 tackles for loss, a team-high five sacks, 12 quarterback hurries and two pass breakups. Among the MW leaders, Cheatum ranks in tie for sixth in sacks and a tie for ninth in tackles for loss.

A redshirt freshman, Thomas joined Cheatum on the first team after recording 45 tackles so far, including 8.0 tackles for loss, 4.5 sacks, 11 quarterback hurries and two pass breakups. A four-time PFF Mountain West Team of the Week selection, Thomas is graded as the top defensive tackle in the MW and 13th best in FBS play, and third-best defensive lineman overall in the MW (according to PFF). Thomas and Cheatum gave San Diego State two defensive linemen on an all-conference first team for the first time since 1974 when it was in the five-team Pacific Coast Athletic Association.

Ismael is the final San Diego State player on the all-conference first team, making the top squad for the second straight season and third time overall (also second team as a redshirt freshman in 2017). A member of the Outland Trophy Watch List (top interior lineman) and Rimington Trophy Watch List (nation's most outstanding center), Ismael is the only Aztec to play every snap this season (881 on offense), where PFF has graded him out as the second-best center in the nation. PFF also ranks him as the second-best pass blocker and sixth-best run blocker, and the top offensive lineman in the league regardless of position. Ismael has allowed just one sack in 366 passing plays (0.27 pct.) and has only recorded three penalties in 881 snaps (0.34 pct.). Ismael is just the second SDSU offensive lineman to make a pair of MW first teams (also Nico Siragusa, 2015-16) and the only one to make three first or second teams.

Houston earned all-conference accolades for the first time, leading the four San Diego State players on the second team. For the season, Houston has 17 catches for 143 yards (8.4 avg.), while playing H-back as well for the first time of his career. Houston, who was a semifinalist for the William V. Campbell Trophy (academic success, football performance and leadership), and on the watch list for the Mackey Award Watch List (outstanding collegiate tight end) and Wuerffel Trophy Watch List (community service, athletic and academic achievement), has played the fifth-most snaps (678) in the league among tight ends. It is the fifth straight year an Aztec tight end has earned all-conference.

Like Houston, Dixon made the all-MW team for the first time. A three-year starter, Dixon made the PFF National Team of the Week and the PFF MW team of the Week on Sept. 17 for his play at New Mexico State. A durable player throughout his career, Dixon has played 848 snaps at left guard, only missing the first half of the Hawai'i game while battling a flu. He finished the regular season with the fourth-highest pass block grade in the league among guards, not allowing a sack in the 848 snaps and recording just two accepted penalties.

Banks also made the all-MW team for the first time in his first year as a starter. On the year, Banks has recorded 41 tackles, including a team-high 13.5 tackles for loss, 4.5 sacks, a pass breakup and nine quarterback hurries. He ranks in a tie for third in the league in tackles for loss, while ranking just outside the top 10 in sacks. Banks has posted highs this season of five tackles (five times), two tackles for loss (twice) and two sacks at New Mexico State.

Thompson, meanwhile, made the second team for a third consecutive season, recording 51 tackles so far to go along with three tackles for loss, a sack, three interceptions, three fumble recoveries for 48 yards, a forced fumble and eight pass breakups. A member of the Jim Thorpe Award Watch List (top defensive back), Thompson is a three-time member of the PFF MW Team of the Week, including a monster game in the finale vs. Brigham Young (9 tackles, 1 sack, 1 TFL, 1 INT, 1 FF, 1 FR). On the season, Thompson is tied for the league lead and ranks fifth in FBS with three fumble recoveries, while ranking in a tie for eighth in the MW in passes defended per

## SDSU FOOTBALL ACCOLADES CONTINUED

### **Keith Ismael | Jr. | Oakland, Calif. | Center**

Outland Trophy Watch List (Top Interior Lineman)

Rimington Trophy Watch List (Nation's Outstanding Center)

Pro Football Focus All-American (Third Team)

All-Mountain West (First Team) - Media & Coaches

Pro Football Focus Mountain West Team of the Year (First Team)

Three-time Pro Football Focus Mountain West Team of the Week (Sept. 17, Sept. 24 & Oct. 29)

### **Dwayne Johnson Jr. | Jr. | Murrieta, Calif. | Aztec**

Pro Football Focus All-American (Honorable Mention)

All-Mountain West (Honorable Mention) - Media & Coaches

Pro Football Focus Mountain West Team of the Year (First Team)

Three-time Pro Football Focus Mountain West Team of the Week (Sept. 10, Sept. 17 & Dec. 3)

### **Jesse Matthews | RS-Fr. | San Diego, Calif. | WR**

Burlsworth Trophy Nominee (most outstanding player who began his career as a walk-on)

Pro Football Focus Mountain West Team of the Week (Nov. 19)

### **Kobe Smith | So. | Compton, Calif. | Wide Receiver**

Two-time Pro Football Focus Mountain West Team of the Week (Sept. 10 & Oct. 8)

### **Kyle Spalding | Jr. | McKinleyville, Calif. | Left Tackle**

Pro Football Focus Mountain West Team of the Year (Hon. Men.)

### **Kyahva Tezino | Sr. | Los Angeles, Calif. | Linebacker**

Chuck Bednarik Award Watch List (College Def. Player of the Year)

Bronko Nagurski Trophy Watch List (Def. Player of the Year)

Butkus Award (Nation's Best Linebacker)

Pro Football Focus All-American (Honorable Mention)

All-Mountain West (First Team) - Media & Coaches

Pro Football Focus Mountain West Team of the Year (First Team)

Mountain West Defensive Player of the Week (Sept. 9)

Pro Football Focus Second-Team National Team of the Week (Sept. 9)

Four-time Pro Football Focus Mountain West Team of the Week (Sept. 10, Sept. 17, Oct. 22 & Nov. 12)

### **Cameron Thomas | RS-Fr. | Carlsbad, Calif. | DT**

The Athletic Freshman Second-Team All-American

All-Mountain West (First Team) - Media & Coaches

Pro Football Focus Mountain West Team of the Year (First Team)

Four-time Pro Football Focus Mountain West Team of the Week (Oct. 8, Oct. 15, Oct. 22 & Nov. 12)

### **Zachary Thomas | Jr. | Carlsbad, Calif. | OT**

Pro Football Focus Mountain West Team of the Year (Hon. Men.)

Pro Football Focus Second-Team National Team of the Week (Nov. 24)

Two-time Pro Football Focus Mountain West Team of the Week (Oct. 29 & Nov. 26)

### **Tariq Thompson | Jr. | San Diego, Calif. | Warrior (S)**

Jim Thorpe Award Watch List (Best Defensive Back)

All-Mountain West (Second Team) - Media & Coaches

Pro Football Focus Mountain West Team of the Year (First Team)

Three-time Pro Football Focus Mountain West Team of the Week (Sept. 3, Oct. 15 & Dec. 3)

### **Juwan Washington | Sr. | Fort Worth, Texas | RB/KR**

Maxwell Award Watch List (College Player of the Year)

Paul Hornung Award Watch List (Most Versatile Player)

Earl Campbell Tyler Rose Award (Off. Player of the Year w/ Texas ties)

Pro Football Focus Mountain West Team of the Week (Oct. 8)

**GEOGRAPHICAL BREAKDOWN****California (67)**

FB Andrew Alves, K/P Matt Araiza, QB Carson Baker, CB Luq Barcoo, RB Chance Bell, RB Greg Bell, OL Jalen Booth, LB Josh Barnes, S Neil Boudreau, CB TyRee Bracy, DL Josh Bringuel, QB Jordan Brookshire, S Adonis Brown, WR BJ Busbee, OL Jacob Capra, OL Joey Capra, LB Troy Cassidy, S Davaughn Celestine, WR Chaz Collins, K Kyle Contente, OL Brandon Crenshaw-Dickson, WR Nash Devan, OL William Dunkle, WR Koby Duru, LB Garret Fountain, OL Dominic Gudino, CB Darren Hall, CB Nolen Harris, S Tayler Hawkins, OL Nolan Hegeduis, P Brandon Hecklen, OL Keith Ismael, RB Chase Jasin, S Dwayne Johnson Jr., WR Jasper Kadlec, TE Anthony Landphere, DL Jalil Lecky, FB Isaac Lessard, TE Sefo Mailangi, OL Chris Martinez, WR Jesse Matthews, FB Connor McBride, S Patrick McMorris, DL Shawn Nielsen, WR Brionne Penny, WR Isaiah Richardson, FB Charlie Rogers, QB Mark Salazar, S Rashad Scott, LB Michael Shawcroft, WR Jerne Smith, WR Kobe Smith, OL Kyle Spalding, WR TJ Sullivan, DL Jonah Tavai, DL Dylan Taylor, LB Kyahva Tezino, DL Cameron Thomas, OL Zachary Thomas, S Tariq Thompson, S Trenton Thompson, OL Kyle Trombley, CB Noah Tumblyn, FB Grady Vazquez, TE Alex Wilson, CB Eric Wilson, OL Justin Yi

**Texas (12)**

QB Ryan Agnew, CB Cedarius Barfield, DL Myles Cheatum, RB Justin Dinka, OL Daishawn Dixon, OL Jacob Jimenez, LB Caden McDonald, TE Nic McTear, LB Clifton Styles, RB Juwan Washington, S Kyron White, RB Kaegun Williams

**Nevada (8)**

TE Daniel Bellinger, WR Ethan Dedeaux, DL Wyatt Draeger, TE Parker Houston, WR Elijah Kothe, LB Keyvon Lakes, WR Isiah Macklin, S Allan Mwata

**Arizona (5)**

LS Turner Bernard, RB Zidane Thomas, DL Nassir Sims, DL Daniel To'o-to'o, S Kyree Woods

**Hawai'i (4)**

LB Andrew Aleki, DL Liloa Kapiko, LB Seyddrick Lakalaka, OL Alama Uluave

**Canada (2)**

OL Ladij Bagayoko, DL Daniel Okpoko

**New Mexico (2)**

DL Keshawn Banks, RB Jordan Byrd

**Virginia (2)**

WR Dominic Benson, CB Sammy Morrison

**Florida (1)**

OL Desmond Bessent

**Germany (1)**

CB Lasse Engel

**Georgia (1)**

LB Jeffrey Blake

**Illinois (1)**

DL Connor Mitchell

**Louisiana (1)**

DL Sam Hines

**Oregon (1)**

LB Kaelin Himpfill

**Utah (1)**

DL Kahi Neves

**Washington (1)**

QB Joe Green

game (0.92). Thompson is the first Aztec safety to make a MW first or second team three times in league history.

A member of the Ray Guy Award Watch List, Hecklen is an honorable mention selection for the second straight season after punting 67 times for 3,043 yards (45.4 avg.). Hecklen, who ranks third in SDSU single-season history in punt average (45.42), leads the Mountain West in punt yards (3,043, 9th in FBS), punt yards per game (253.58, 9th in FBS), punts (67, T-14th in FBS) and punts per game (5.58, T-15th in FBS). A three-time MW Special Teams Player of the Week winner, including each of the past two weeks, 32 of Hecklen's 67 punts have finished inside the 20-yard line, including 12 of his last 15 punts.

Johnson Jr. also earned honorable-mention accolades in his first year as a starter. For the season, he ranks second on the team with 86 tackles (50 solo) to go along with 1.5 tackles for loss, an interception, two fumble recoveries, a forced fumble and five pass breakups. Johnson, a two-time PFF MW Team of the Week member, ranks as the top safety in the league (by PFF) and the third best in the nation. His 0.17 fumble recoveries per game rank in a tie for seventh in the MW, while his two recoveries rank in a tie for 25th in FBS play.

Opposite Barcoo at cornerback, Hall made the all-MW team as an honorable-mention pick for the first time of his career after recording 43 tackles (29 solo), 2.5 tackles for loss, an interception, two forced fumbles, a team-high-tying 16 pass breakups and a quarterback hurry. A PFF National Second Team of the Week selection on Oct. 14 and two-time PFF MW Team of the Week winner, Hall ranks in a tie for first in FBS in pass breakups (16), a tie for fifth in total passes defended (17) and seventh in passes defended per game (1.55). Additionally, he ranks in a tie for eighth in the MW in forced fumbles per game (0.18).

Rounding out the San Diego State all-conference performers are Dunkle and Araiza, a pair of redshirt freshmen. Dunkle has made the PFF MW Team of the Week three times so far in 2019, appearing in 805 of the team's 881 snaps. According to PFF, Dunkle ranks as the fourth-best guard, while earning the second-highest pass block rating. Dunkle has not allowed a sack this season through his 805 snaps and has only four penalties (0.50 pct.).

Araiza has also performed well, making 20 of his 24 field goal attempts (83.3 pct.) and all 22 PATs. Araiza, the MW Special Teams Player of the Week for his play at UCLA when he had three field goals, has scored 82 of the team's 228 points (36.0 pct.), more than the Aztecs' next three players combined. Among the MW leaders, he ranks first in touchback percentage (75.00, T-10th in FBS), a tie for first in PAT percentage (1.000, T-1st in FBS) and field goals (20, T-10th in FBS), second in field goals per game (1.67, T-10th in FBS) and touchbacks (42, T-26th in FBS) and third in kickoff average (62.41, 42nd in FBS). Araiza, who has at least one field goal in all 12 games this season and multiple field goals in seven games, is tied for second in SDSU single-season history in field goals (20) and sixth in field goal percentage (.833).

**2019 Mountain West All-Conference Football Awards (SDSU winners only)****First Team**

OL Keith Ismael, Jr.  
DL Myles Cheatum, Sr.  
DL Cameron Thomas, RS-Fr.  
LB Kyahva Tezino, Sr.  
DB Luq Barcoo, Sr.

**Second Team**

TE Parker Houston, Sr.  
OL Daishawn Dixon, Sr.  
DL Keshawn Banks, So.  
DB Tariq Thompson, Jr.

**Honorable Mention**

OL William Dunkle, RS-Fr.  
DB Darren Hall, So.  
AZ Dwayne Johnson Jr., Jr.  
K Matt Araiza, RS-Fr.  
P Brandon Hecklen, Sr.



# MOUNTAIN WEST

## 2019 MW Standings

### West Division

	MW	Pct.	Overall	Pct.
Hawai'i	5-3	.625	9-5	.643
<b>San Diego State</b>	<b>5-3</b>	<b>.625</b>	<b>9-3</b>	<b>.750</b>
Nevada	4-4	.500	7-5	.583
San José State	2-6	.250	5-7	.417
Fresno State	2-6	.250	4-8	.333
UNLV	2-6	.250	4-8	.333

### Mountain Division

	MW	Pct.	Overall	Pct.
Boise State	8-0	1.000	12-1	.923
Air Force	7-1	.875	10-2	.833
Utah State	6-2	.750	7-5	.583
Wyoming	4-4	.500	7-5	.583
Colorado State	3-5	.375	4-8	.333
New Mexico	0-8	.000	2-10	.167

## Mountain West Bowl Schedule

**Tropical Smoothie Café Frisco Bowl (Dec. 20 - Frisco, Texas)**  
Utah State vs. Kent State, 6:30 p.m. CT ESPN2

**Gildan New Mexico Bowl (Dec. 21 - Albuquerque, N.M.)**  
**San Diego State vs. Central Michigan, noon MT ESPN2**

**Mitsubishi Motors Las Vegas Bowl (Dec. 21 - Las Vegas, Nev.)**  
Boise State vs. Washington, 4:30 p.m. PT ABC

**SoFi Hawai'i Bowl (Dec. 24 - Honolulu, Hawaii)**  
Hawai'i vs. Brigham Young, 3 p.m. HT ESPN

**Cheez-It Bowl (Dec. 27 - Phoenix, Ariz.)**  
Air Force vs. Washington State, 8:15 p.m. MT ESPN

**Nova Home Loans Arizona Bowl (Dec. 31 - Tucson, Ariz.)**  
Wyoming vs. Georgia State, 2:30 p.m. MT CBSN

**Famous Idaho Potato Bowl (Jan. 3 - Boise, Idaho)**  
Nevada vs. Ohio, 1:30 p.m. MT ESPN

## Central Michigan (8-5, 6-2 MAC)

A.29 vs. Albany	W, 38-21
S.7 at Wisconsin	L, 0-61
S.14 Akron*	W, 45-24
S.21 at Miami (Fla.)	L, 12-17
S.28 at Western Michigan*	L, 15-31
O.5 Eastern Michigan*	W, 42-16
O.12 New Mexico State	W, 42-28
O.19 at Bowling Green*	W, 38-20
O.26 at Buffalo*	L, 20-43
N.2 Northern Illinois*	W, 48-10
N.16 at Ball State*	W, 45-44
N.29 Toledo*	W, 49-7
D.7 vs. Miami (OH)	L, 21-26
<b>D.21 vs. San Diego State</b>	<b>Noon MT</b>

## Charting the Opponents

### Weber State (10-3, 8-1 Big Sky)

<b>A.31 at San Diego State</b>	<b>L, 0-6</b>
S.7 Cal Poly*	W, 41-24
S.14 at Nevada	L, 13-19
S.28 Northern Iowa	W, 29-17
O.5 at Idaho*	W, 41-35
O.12 Southern Utah*	W, 29-14
O.19 Northern Arizona*	W, 52-21
O.26 at UC Davis*	W, 36-20
N.2 at Sacramento State*	W, 36-17
N.9 North Dakota*	W, 30-27
N.16 at Montana*	L, 16-35
N.23 Idaho State*	W, 38-10
D.7 vs. Kennesaw State*	W, 26-20
D.13 Montana	8 p.m. MT

### UCLA (4-8, 4-5 Pac-12)

A.29 at Cincinnati	L, 14-24
<b>S.7 San Diego State</b>	<b>L, 14-23</b>
S.14 Oklahoma	L, 14-48
S.21 at Washington State*	W, 67-63
S.28 at Arizona*	L, 17-20
O.5 Oregon State*	L, 31-48
O.17 at Stanford*	W, 34-16
O.26 Arizona State*	W, 42-32
N.2 Colorado*	W, 31-14
N.16 at Utah*	L, 3-49
N.23 at USC*	L, 35-52
N.30 California	L, 18-28

### New Mexico State (2-10, Independent)

A.31 at Washington State	L, 7-58
S.7 at Alabama	L, 10-62
<b>S.14 San Diego State</b>	<b>L, 10-31</b>
S.21 at New Mexico	L, 52-55
S.28 Fresno State	L, 17-30
O.5 Liberty	L, 13-20
O.12 at Central Michigan	L, 28-42
O.26 at Georgia Southern	L, 7-41
N.9 at Ole Miss	L, 3-41
N.16 Incarnate Word	W, 41-28
N.23 UTEP	W, 44-35
N.30 at Liberty	L, 28-49

### Utah State (7-5, 6-2 MW)

A.30 at Wake Forest	L, 35-38
S.7 Stony Brook	W, 62-7
<b>S.21 at San Diego State*</b>	<b>W, 23-17</b>
S.28 Colorado State*	W, 34-24
O.5 at LSU	L, 6-42
O.19 Nevada*	W, 36-10
O.26 at Air Force*	L, 7-31
N.2 Brigham Young	L, 14-42
N.9 at Fresno State*	W, 37-35
N.16 Wyoming*	W, 26-21
N.23 Boise State*	L, 21-65
N.30 at New Mexico*	W, 38-25
D.20 vs. Kent State	5:30 p.m. MT

### Colorado State (4-8, 3-5 MW)

A.30 vs. Colorado @Denver	L, 31-52
S.7 Western Illinois	W, 38-13
S.14 at Arkansas	L, 34-55
S.21 Toledo	L, 35-41
S.28 at Utah State*	L, 24-34
<b>O.5 San Diego State*</b>	<b>L, 10-24</b>
O.11 at New Mexico*	W, 35-21
O.26 at Fresno State*	W, 41-31
N.2 UNLV*	W, 37-17
N.16 Air Force*	L, 21-38
N.22 at Wyoming*	L, 7-17
N.29 Boise State*	L, 24-31

### Wyoming (7-5, 4-4 MW)

A.31 Missouri	W, 37-31
S.7 at Texas State	W, 23-14
S.14 Idaho	W, 21-16
S.21 at Tulsa	L, 21-24
S.28 UNLV*	W, 53-17
<b>O.12 at San Diego State*</b>	<b>L, 22-26</b>
O.19 New Mexico*	W, 23-10
O.26 Nevada*	W, 31-3
N.9 at Boise State*	L, 17-20 (OT)
N.16 at Utah State*	L, 21-26
N.22 Colorado State*	W, 17-7
N.30 at Air Force*	L, 6-20
D.31 vs. Georgia State	2:30 p.m. MT

### San José State (5-7, 2-6 MW)

A.29 Northern Colorado	W, 35-18
S.7 Tulsa	L, 16-34
S.21 at Arkansas	W, 31-24
S.27 at Air Force*	L, 24-41
O.4 New Mexico*	W, 32-21
O.12 at Nevada*	L, 38-41
<b>O.19 San Diego State*</b>	<b>L, 17-27</b>
O.26 at Army West Point	W, 34-29
N.2 Boise State*	L, 42-52
N.9 at Hawai'i*	L, 40-42
N.23 at UNLV*	L, 35-38
N.30 Fresno State*	W, 17-16

### UNLV (4-8, 2-6 MW)

A.31 Southern Utah	W, 56-23
S.7 Arkansas State	L, 17-43
S.14 at Northwestern	L, 14-30
S.28 at Wyoming*	L, 17-53
O.5 Boise State*	L, 13-38
O.12 at Vanderbilt	W, 34-10
O.18 at Fresno State*	L, 27-56
<b>O.26 San Diego State*</b>	<b>L, 17-20</b>
N.2 at Colorado State*	L, 17-37
N.16 Hawai'i*	L, 7-21
N.23 San José State*	W, 38-35
N.30 at Nevada*	W, 33-30 (ot)

### Nevada (7-5, 4-4 MW)

A.30 Purdue	W, 34-31
S.7 at Oregon	L, 6-77
S.14 Weber State	W, 19-13
S.21 at UTEP	W, 37-21
S.28 Hawai'i*	L, 3-54
O.12 San José State*	W, 41-38
O.19 at Utah State*	L, 10-36
O.26 at Wyoming*	L, 3-31
N.2 New Mexico*	W, 21-10
<b>N.9 at San Diego State*</b>	<b>W, 17-13</b>
N.23 at Fresno State*	W, 35-28
N.30 UNLV*	L, 30-33 (ot)
J.3 vs. Ohio	12:30 p.m. MT

### Fresno State (4-8, 2-6 MW)

A.31 at USC	L, 23-31
S.7 Minnesota	L, 35-38 (ot)
S.21 Sacramento State	W, 34-20
S.28 at New Mexico State	W, 30-17
O.12 at Air Force*	L, 24-43
O.18 UNLV*	W, 56-27
O.26 Colorado State*	L, 31-41
N.2 at Hawai'i*	W, 41-38
N.9 Utah State*	L, 35-37
<b>N.15 at San Diego State*</b>	<b>L, 7-17</b>
N.23 Nevada*	L, 28-35
N.30 at San José State*	L, 16-17

### Hawai'i (9-5, 5-3 MW)

A.24 Arizona	W, 45-38
S.7 Oregon State	W, 31-28
S.14 at Washington	L, 20-52
S.21 Central Arkansas	W, 35-16
S.28 at Nevada*	W, 54-3
O.12 at Boise State*	L, 37-59
O.19 Air Force*	L, 26-56
O.26 at New Mexico*	W, 45-31
N.2 Fresno State*	L, 38-41
N.9 San José State*	W, 42-40
N.16 at UNLV*	W, 21-7
<b>N.23 San Diego State*</b>	<b>W, 14-11</b>
N.30 Army West Point	W, 52-31
D.7 at Boise State	L, 10-31
D.24 Brigham Young	3 p.m. HT

### Brigham Young (7-5, Independent)

A.29 Utah	L, 12-30
S.7 at Tennessee	W, 29-26 (2ot)
S.14 USC	W, 30-27 (ot)
S.21 Washington	L, 19-45
S.28 at Toledo	L, 21-28
O.12 at South Florida	L, 23-27
O.19 Boise State	W, 28-25
N.2 at Utah State	W, 42-14
N.9 Liberty	W, 31-24
N.16 Idaho State	W, 42-10
N.23 at UMass	W, 52-35
<b>N.30 at San Diego State</b>	<b>L, 3-13</b>
D.24 at Hawai'i	3 p.m. HT

**LONG'S SITUATIONAL RECORD**

<b>Overall</b>	<b>145-107</b>
at San Diego State	80-38
at New Mexico	65-69
<b>Home</b>	<b>83-46</b>
San Diego, Calif.	44-17
Albuquerque, N.M.	39-29
<b>Road</b>	<b>59-55</b>
at San Diego State	33-17
<b>Neutral</b>	<b>3-6</b>
Scoring 41+ Points	36-1
Scoring 20+ Points	138-43
Allowing 20- Points	92-17
<b>Conference Games</b>	<b>92-61</b>
MW Games	91-54
3-Point or Closer	25-19
7-Point or Closer	54-42

**THE LONG FACTOR**

Below is a look at the two seasons prior to Rocky Long joining the SDSU staff, the next two seasons in which he served as the Aztecs' defensive coordinator and the last eight-plus seasons in which he is the head coach (and defensive coordinator):

Category	2007-08	09-10	11-19
Record	6-18	13-12	80-38
MW Record	3-13	7-9	52-20
Opp. PPG	35.8	26.1	21.4
Opp. Total Offense/G	479.5	367.3	335.3

**BOWL GAMES AS A COACH**

San Diego State	UCLA
2018 Frisco Bowl	1998 Cotton Bowl
2017 Armed Forces Bowl	
2016 Las Vegas Bowl	
2015 Hawai'i Bowl	
2014 Poinsettia Bowl	
2013 Famous Idaho Potato Bowl	
2012 Poinsettia Bowl	
2011 New Orleans Bowl	
2010 Poinsettia Bowl	

**New Mexico**

2007 New Mexico Bowl
2006 New Mexico Bowl
2004 Emerald Bowl
2003 Las Vegas Bowl
2002 Las Vegas Bowl

**MOUNTAIN WEST VICTORIES**

Rk.	Name, Team	Wins
1.	Rocky Long, UNM-SDSU*	142
2.	Troy Calhoun, Air Force*	96
3.	Gary Patterson, TCU	77
4.	Bryan Harsin, Boise State*	64
5.	Sonny Lubick, Colorado State	59

Includes all victories while team was in the league since the inception of the MW.

\* - indicates current active coach in the MW



**ROCKY LONG**

Three-Time Mountain West Coach of the Year (2002, 2012, 2015)

Ninth Season As San Diego State Head Coach (80-38) | 11th Season As Def. Coord. At SDSU  
20th Season Overall As Head Coach (145-107)

**DID YOU KNOW?**

- Was one of four NCAA players who visited U.S. servicemen in Vietnam in the summer of 1971, spending two weeks visiting different U.S. bases
- Bobby Knight paid Long a home visit and recruited the two-sport athlete to play basketball at Army
- Left New Mexico as the all-time leading rusher (2,071 yards) and threw just 23 interceptions in 30 career games

**COACHING HIGHLIGHTS**

- Has the most all-time victories in the Mountain West with 142 (three of his previous 145 wins came in the WAC).
- Was named the Mountain West Coach of the Year in 2002, 2012 and 2015.
- In his 20th season as a head coaching experience and has spent 20-plus seasons as a defensive coordinator.

**AT SAN DIEGO STATE**

- Became San Diego State's 18th head football coach on Jan. 12, 2011.
- Was the defensive coordinator at SDSU from 2009-10.
- In 2012, led the Aztecs to a share of the Mountain West title at 7-1. It was San Diego State's first Mountain West championship and first league title since 1998. The Aztecs then won the MW title in 2015, defeating Air Force, 27-24, in the MW Championship game and again in 2016 in a 27-24 win at Wyoming.

**COACHING PRIOR TO SAN DIEGO STATE**

- Compiled a school-record 65 victories and led the Lobos to five bowl game appearances in his final seven seasons. His teams were bowl eligible in seven of his last eight campaigns.
- In his final nine seasons in Albuquerque, Long's defensive units ranked among the top 30 in fewest yards allowed six times and among the top 40 against the rush every year. In both 2001 and 2003, New Mexico's defense ranked fifth nationally in fewest rushing yards allowed per game.
- While at New Mexico, he coached 13 players selected in the NFL Draft, 10 players who earned All-America honors and had a MW-high 34 first-team all-conference selections since 2003.
- Prior to accepting the head coaching position at New Mexico, Long served as defensive coordinator for 12 seasons at three different schools. He was the defensive coordinator for two years under Bob Toledo at UCLA in 1996-97, for five seasons at Oregon State from 1991-95, and for five campaigns at Wyoming from 1981-85.
- Also served as an assistant coach at TCU, with the CFL's British Columbia team and started his career at New Mexico has a graduate assistant coach in 1972.

**PLAYING EXPERIENCE:**

- Originally a defensive back, Long became a three-year starter at quarterback for the Lobos from 1969-71. He earned team most valuable player honors and was the Western Athletic Conference Offensive Player of the Year as a senior.
- Long played professionally in the CFL with British Columbia in 1972-73 and 1975-76. He also competed in the World Football League with the Detroit Wheels in 1974.
- Attended Alta Loma High School in Alta Loma, Calif.

**PERSONAL:**

- Both of Long's daughters are head coaches at the university level. Roxanne was hired in July of 2012 as the head women's basketball coach at Rogers State University (NAIA) in Claremore, Okla., after four years in the same position at Texas Lutheran (NCAA Division III). Hannah, meanwhile, is the head volleyball coach at Southwestern University, an NCAA Division III school in Georgetown, Texas. She is a four-time conference coach of the year, having compiled a 306-79 (.795) record in 10 years, including a pair of regional finals appearances in 2008 and 2009.

**Rocky Long Head Coaching Record**

Year	Record	League	Finish	Home	Away	Neutral	Bowl Game
1998	New Mexico 3-9	1-7	7th, WAC	2-4	1-5		
1999	New Mexico 4-7	3-4	T-5th, MW	3-3	1-4		
2000	New Mexico 5-7	3-4	T-5th, MW	3-3	2-4		
2001	New Mexico 6-5	4-3	T-3rd, MW	4-2	2-3		
2002	New Mexico 7-7	5-2	2nd, MW	5-1	2-5	0-1	Las Vegas Bowl, UCLA (L, 13-27)
2003	New Mexico 8-5	5-2	2nd, MW	5-2	3-2	0-1	Las Vegas Bowl, Oregon State (L, 14-55)
2004	New Mexico 7-5	5-2	2nd, MW	3-2	4-2	0-1	Emerald Bowl, Navy (L, 19-34)
2005	New Mexico 6-5	4-4	T-4th, MW	2-3	4-2		
2006	New Mexico 6-7	4-4	5th, MW	3-5	3-2		New Mexico Bowl, San José State (L, 12-20)
2007	New Mexico 9-4	5-3	T-3rd, MW	6-1	3-3		New Mexico Bowl, Nevada (W, 23-0)
2008	New Mexico 4-8	2-6	T-6th, MW	3-3	1-5		
<b>UNM TOTALS</b>	<b>65-69</b>	<b>41-41</b>		<b>39-29</b>	<b>26-37</b>	<b>0-3</b>	<b>1-4</b>
Year	Record	League	Finish	Home	Away	Neutral	Bowl Game
2011	San Diego State 8-5	4-3	4th, MW	4-3	4-1	0-1	New Orleans Bowl, La.-Lafayette (L, 30-32)
2012	San Diego State 9-4	7-1	T-1st, MW	6-2	3-2		Poinsettia Bowl, Brigham Young (L, 6-23)
2013	San Diego State 8-5	6-2	2nd, MW-West	3-3	4-2	1-0	Famous Idaho Potato Bowl, Buffalo (W, 49-24)
2014	San Diego State 7-6	5-3	T-1st, MW-West	6-1	1-5		Poinsettia Bowl, Navy (L, 16-17)
2015	San Diego State 11-3	8-0	1st, MW	6-1	4-2	1-0	Hawai'i Bowl, Cincinnati (W, 42-7)
2016	San Diego State 11-3	6-2	1st, MW	5-1	5-2	1-0	Las Vegas Bowl, Houston (W, 35-10)
2017	San Diego State 10-3	6-2	2nd, MW-West	5-2	4-0	0-1	Armed Forces Bowl, Army West Point (L, 35-42)
2018	San Diego State 7-6	4-4	4th, MW-West	5-2	2-2	0-1	Frisco Bowl, Ohio (L, 0-27)
2019	San Diego State 9-3	5-3		4-2	5-1		New Mexico Bowl
<b>SDSU TOTALS</b>	<b>80-38</b>	<b>51-20</b>		<b>44-17</b>	<b>33-17</b>	<b>3-3</b>	<b>3-5</b>
<b>OVERALL TOTALS</b>	<b>145-107</b>	<b>92-61</b>		<b>82-46</b>	<b>59-54</b>	<b>3-6</b>	<b>4-8</b>

## AZTEC COACHING STAFF



### Jeff Horton

FIELD

#### Assoc. HC/OC/RBs, 9th Year (Nevada '81)

- Spent the final five games of 2011 as the interim head coach at Minnesota, leading the Gophers to a 2-3 record (team was 1-6 before his promotion) with victories over bowl-bound Illinois and Iowa.
- Also had head coaching stints at UNLV (1994-98) and Nevada (1993).
- Started his collegiate coaching career in 1984 as a graduate assistant at Minnesota under legendary head coach Lou Holtz.



### Zach Arnett

BOX

#### DC/Linebackers, 9th Year (New Mexico '09)

- Was promoted to defensive coordinator in January of 2018 and will coach the linebackers for the sixth year in a row.
- Played collegiately for four seasons at New Mexico under current San Diego State head coach Rocky Long.
- Served as a team captain for the Lobos as a senior in 2008, helping UNM rank 36th nationally in rushing defense.
- Also excelled in the classroom, earning first-team Academic All-America honors in 2008.



### Ron Caragher

FIELD

#### TEs/Passing Game Coordinator, 2nd Year (UCLA '90)

- Returns to the sidelines this season after spending the 2018 campaign as the Aztecs' on-campus recruiting coordinator and quality control for the offense.
- Served as head coach for San José State (2013-16) and the University of San Diego (2007-12), compiling an overall record of 63-52 in 10 seasons.
- Guided USD to a trio of Pioneer Football League co-championships (2007, 2011, 2012).



### Hunkie Cooper

FIELD

#### Wide Receivers, 5th Year (UNLV '91)

- Previously served as the head coach at Canyon Springs High School (Las Vegas, Nev.) from 2009-14.
- Led CSHS to the Sunrise Region playoffs all six seasons and was a three-time Northeast Sunrise Divisional Coach-of-the-Year honoree.
- Was selected the fifth-greatest player in Arena Football League history by the league's Silver Anniversary Committee.
- Played under current offensive coordinator and associate head coach Jeff Horton at UNLV.



### Doug Deakin

FIELD

#### Special Teams Coordinator, 2nd Year (SDSU '10)

- Enters his second year as the Aztecs' special teams coordinator and also coached the tight ends during the 2018 campaign.
- Spent three years as the assistant for football operations with the Aztecs from 2014-17.
- Also served as a graduate assistant with the SDSU program from 2011-13, working with the defense and special teams.
- A former walk-on at San Diego State who played in 24 games on special teams in 2009-10.



### Brady Hoke

FIELD

#### Defensive Line, 3rd Year (Ball State '82)

- Spent two seasons as San Diego State's head coach (2009-10), earning Mountain West Coach of the Year honors in 2010.
- Coached 18 all-MW performers during his first stint with the Aztecs as well as 25 conference all-academic recipients.
- Has amassed 34 years of coaching experience at the collegiate level including 12 seasons as a FBS head coach at Michigan (2011-14), San Diego State (2009-10) and Ball State (2003-08).



### Blane Morgan

BOX

#### Quarterbacks, 5th Year (Air Force '99)

- Previously coached 12 seasons at Air Force, including his final seven as the Falcons' offensive coordinator/quarterbacks coach.
- Helped the Falcons rank 24th in the nation in pass efficiency rating (139.1) and third in yards per completion (14.8) from 2007-14.
- Air Force made a bowl game in seven of the eight years he served as the offensive coordinator, while posting a 59-44 (.573 record).
- Is the only QB in Air Force history to guide the Falcons to an outright conference title.



### Richard Sanchez

FIELD

#### Safeties, 2nd Year (New Mexico State '93)

- Spent nine years as head coach at local prep powerhouse St. Augustine High School, compiling a program-record 83 victories (2009-17).
- Led the Saints to two CIF San Diego Section titles, three runner-up finishes and five Eastern League crowns.
- Served 11 years as an assistant in the collegiate ranks at Sacramento State (2005-08), Valparaiso (2004) and USD (2002-03).
- Coached three all-MW offensive linemen as a graduate assistant at SDSU from 2000-01.



### Mike Schmidt

FIELD

#### Offensive Line, 8th Year (SDSU '09)

- A 2009 graduate of San Diego State, who served as a graduate assistant coach in 2010 and 2011.
- Since joining the staff as a full-time assistant in 2012, SDSU ranks 15th nationally in rushing yardage per game (216.9).
- A former walk-on on the defensive line who earned four letters at SDSU from 2005-08 as an offensive lineman.
- Was a team captain as a senior.



### Demetrius Sumler

BOX

#### Cornerbacks, 4th Year (Colorado '11)

- Was elevated to a full-time assistant coach in 2018 and will work with the Aztec cornerbacks for the second straight season after spending two years as a graduate assistant.
- Completed his final season of eligibility at Central Washington in 2012, earning first-team all-conference honors at running back after leading the Wildcats to their seventh league title over a 10-year span.
- Also won three letters at Colorado from 2007-09, making 14 starts in 36 games played.

# SAN DIEGO STATE ROSTER

Alphabetical			Numerical							
No.	Name	Pos.	No.	Name	Pos.	Ht.	Wt.	Yr.	Exp.	Hometown (High School/College)
9	Agnew, Ryan	QB	2	Matt Araiza	K/P	6-2	195	Fr.	RS	San Diego, Calif. (Rancho Bernardo High)
38	Aleki, Andrew	LB	3	Carson Baker	QB	6-3	190	Fr.	RS	San Diego, Calif. (Helix High)
40	• Alves, Andrew	FB	4	Jordan Brookshire	QB	6-2	215	Jr.	TR	Santa Rosa, Calif. (Cardinal Newman High/Laney CC)
2	Araiza, Matt	K/P	5	Mark Salazar	QB	6-3	190	So.	SQ	San Diego, Calif. (Rancho Bernardo High)
70	Bagayoko, Ladj	OL	6	Dominic Benson	WR	6-2	200	Jr.	TR	Woodbridge, Va. (Woodbridge High/Ventura College)
3	Baker, Carson	QB	7	Joe Green	QB	6-4	205	Fr.	HS	Sammamish, Wash. (Skyline High)
57	Banks, Keshawn	DL	9	Ryan Agnew	QB	6-0	200	Sr.	3L	Southlake, Texas (Carroll High)
16	Barcoo, Luq	CB	10	Neil Boudreau	S	6-3	210	Jr.	SQ	Irvine, Calif. (University High)
35	• Barfield, Cedarius	CB	10	Noah Tumblin	CB	6-2	175	Fr.	HS	San Diego, Calif. (Mira Mesa High)
21	Bell, Chance	RB	11	Brienne Penny	WR	6-3	190	Fr.	HS	Norwalk, Calif. (Narbonne High)
33	• Bell, Greg	RB	12	Nolen Harris	CB	6-0	185	Sr.	SQ	San Diego, Calif. (Patrick Henry High/San Diego Mesa College)
88	Bellinger, Daniel	TE	13	Isaiah Richardson	WR	6-1	190	So.	SQ	Palmdale, Calif. (Chaminade College Prep)
6	Benson, Dominic	WR	14	Tariq Thompson	S	6-0	200	Jr.	2L	San Diego, Calif. (St. Augustine Prep)
50	Bernard, Turner	LS	15	Jordan Byrd	RB	5-9	170	So.	1L	Albuquerque, N.M. (Manzano High)
75	Bessent, Desmond	OL	16	Luq Barcoo	CB	6-1	175	Sr.	1L	San Diego, Calif. (Castle Park High/Grossmont College)
90	Blake, Jeffrey	LB	17	Eric Wilson	CB	6-0	185	Jr.	TR	Oceanside, Calif. (El Camino High/Riverside City College)
78	• Booth, Jalen	OL	18	Trenton Thompson	S	6-2	200	Jr.	2L	Palm Springs, Calif. (Palm Springs High)
40	• Bornes, Josh	LB	19	Kyron White	S	5-11	180	Fr.	HS	Fort Worth, Texas (Arlington High)
10	• Boudreau, Neil	S	20	Rashad Scott	S	6-2	195	So.	1L	San Diego, Calif. (Helix High)
37	• Bracy, TyRee	CB	21	Chance Bell	RB	5-10	185	So.	1L	Burbank, Calif. (John Burroughs High)
49	• Bringuel, Josh	DL	22	Chase Jasmin	RB	5-11	195	Jr.	2L	Agoura Hills, Calif. (Westlake High)
4	Brookshire, Jordon	QB	23	Darren Hall	CB	6-0	180	So.	1L	Pasadena, Calif. (Rancho Cucamonga High)
48	• Brown, Adonis	S	24	Allan Mwata	S	6-0	190	Fr.	RS	Las Vegas, Nev. (Liberty High)
41	• Busbee, BJ	WR	24	Zidane Thomas	RB	5-11	205	Fr.	RS	Peoria, Ariz. (Centennial High)
15	Byrd, Jordan	RB	26	Lasse Engel	CB	5-10	180	Fr.	RS	Stuttgart, Germany (Waldschule Degerloch)
77	Capra, Jacob	OL	26	Kaegun Williams	RB	5-9	190	So.	1L	Cedar Hill, Texas (Cedar Hill High)
55	• Capra, Joey	OL	27	Kyree Woods	S	6-0	190	Sr.	3L	Mesa, Ariz. (Chandler High)
42	Cassidy, Troy	LB	29	Juwan Washington	RB	5-7	190	Sr.	3L	Fort Worth, Texas (Kennedale High)
31	• Celestine, Dav Vaughn	S	30	Justin Dinka	RB	5-11	180	Fr.	HS	Flower Mound, Texas (Marcus High)
68	Cheatum, Myles	DL	31	Dav Vaughn Celestine	S	6-0	185	Fr.	HS	Placentia, Calif. (El Dorado High)
85	Collins, Chaz	WR	31	Nash Devan	WR	5-10	175	Fr.	RS	Chatsworth, Calif. (Chaminade Prep)
53	Kyle Continente	K	32	Taylor Hawkins	S	6-1	205	Jr.	2L	Palm Springs, Calif. (Palm Springs High)
61	Crenshaw-Dickson, Brandon	OL	32	Connor McBride	FB	6-2	235	So.	RS	Irvine, Calif. (Woodbridge High/Saddleback College)
81	• Dedeaux, Ethan	WR	33	Greg Bell	RB	6-0	205	Jr.	TR	Chula Vista, Calif. (Bonita Vista High/Nebraska)
31	• Devan, Nash	WR	33	Patrick Morris	S	6-0	180	Fr.	HS	Santa Ana, Calif. (Santa Ana High)
30	Dinka, Justin	RB	34	Isaac Lessard	FB	6-3	230	Sr.	3L	Sacramento, Calif. (Jesusit High)
79	Dixon, Daishawn	OL	35	Cedarius Barfield	CB	5-11	190	Fr.	RS	El Paso, Texas (El Dorado High)
45	• Draeger, Wyatt	DE	35	Grady Vazquez	FB	6-1	235	Jr.	SQ	Ramona, Calif. (Ramona High)
73	Dunkle, William	OL	36	Dwayne Johnson Jr.	S	6-2	215	Jr.	2L	Murrieta, Calif. (Vista Murrieta High)
48	• Duru, Koby	WR	37	TyRee Bracy	CB	5-10	175	Fr.	RS	Milpitas, Calif. (Milpitas High)
26	• Engel, Lasse	CB	37	Jurne Smith	WR	6-2	190	Fr.	HS	San Diego, Calif. (University City High)
39	Fountain, Garret	LB	38	Andrew Aleki	LB	6-3	230	Jr.	2L	Honolulu, Hawaii (Kamehameha High)
7	Green, Joe	QB	39	Garret Fountain	LB	6-4	215	Fr.	HS	Turlock, Calif. (Turlock High)
56	Gudino, Dominic	OL	40	Andrew Alves	FB	6-2	225	Fr.	RS	San Diego, Calif. (St. Augustine High)
23	Hall, Darren	CB	40	Josh Bornes	LB	6-0	210	Fr.	RS	Vista, Calif. (San Marcos High)
12	Harris, Nolen	CB	41	BJ Busbee	WR	5-8	155	So.	1L	Long Beach, Calif. (St. Anthony High)
32	• Hawkins, Taylor	S	41	Sammy Morrison	CB	5-10	175	Sr.	TR	Leesburg, Va. (Gonzaga College High/Univ. of Arizona)
74	Hegeduis, Nolan	OL	42	Troy Cassidy	LB	6-3	230	Sr.	3L	Carlsbad, Calif. (Carlsbad High)
59	• Heicklen, Brandon	P	43	Jasper Kadlec	WR	6-4	200	Fr.	HS	Santa Ynez, Calif. (Santa Ynez High)
47	Himphill, Kaelin	LB	43	Seydrick Lakalaka	LB	6-1	230	So.	1L	Kalihi, Hawaii (Punahou High)
69	Hines, Sam	DL	44	Kyahva Tezino	LB	6-0	235	Sr.	3L	Los Angeles, Calif. (Salesian High)
82	Houston, Parker	TE	45	Wyatt Draeger	DL	6-4	245	Fr.	HS	Reno, Nev. (Reno High)
60	Ismael, Keith	OL	45	Jesse Matthews	WR	6-0	190	Fr.	RS	San Diego, Calif. (Christian High)
22	Jasmin, Chase	RB	46	Michael Shawcroft	LB	6-2	225	Fr.	HS	San Diego, Calif. (Helix High)
62	Jimenez, Jacob	OL	47	Kaelin Himphill	LB	6-2	225	Jr.	1L	Hillsboro, Ore. (Liberty High)
36	Johnson Jr., Dwayne	S	48	Adonis Brown	S	6-0	175	So.	TR	Sherman Oaks, Calif. (Chaminade Prep/Texas Tech)
43	• Kadlec, Jasper	WR	48	Koby Duru	WR	6-2	195	So.	TR	La Puente, Calif. (Bishop Amat High/Montana State)
94	Kapiko, Liloa	DL	49	Josh Bringuel	DL	6-4	245	Jr.	SQ	San Jose, Calif. (Bellarmine Prep)
96	Kothe, Elijah	WR	49	Charlie Rogers	FB	6-2	220	Fr.	HS	Loomis, Calif. (Del Oro High)
43	• Lakalaka, Seydrick	LB	50	Turner Bernard	LS	6-1	225	Jr.	2L	Glendale, Ariz. (Mountain Ridge High)
59	• Lakes, Keyvon	LB	52	Jalil Lecky	DL	6-5	240	Jr.	RS	Antioch, Calif. (Heritage High/College of San Mateo)
87	Landphere, Anthony	TE	53	Kyle Continente	K	6-2	170	Jr.	TR	Nipomo, Calif. (Mission Prep/Ventura College)
52	Lecky, Jalil	DL	54	Caden McDonald	LB	6-3	230	So.	1L	Hastlet, Texas (Northwest High)
34	Lessard, Isaac	FB	55	Joey Capra	OL	6-4	300	Fr.	HS	Auburn, Calif. (Placer High)
86	Macklin, Isaiah	WR	55	Clifton Styles	LB	5-10	205	Fr.	HS	Pflugerville, Texas (Hendrickson High)
84	Mailangi, Sefo	TE	56	Dominic Gudino	OL	6-3	300	Jr.	2L	Chula Vista, Calif. (Olympian High)
64	Martinez, Chris	OL	57	Keshawn Banks	DL	6-4	270	So.	1L	Rio Rancho, N.M. (Rio Rancho High)
45	• Matthews, Jesse	WR	58	Connor Mitchell	DL	6-5	260	So.	1L	Island Lakes, Ill. (Wauconda High)
32	• McBride, Connor	FB	59	Brandon Heicklen	P	6-0	190	Sr.	2L	Tarzana, Calif. (El Camino Real High/Santa Monica College/Boise State)
54	McDonald, Caden	LB	59	Keyvon Lakes	LB	6-3	215	Fr.	HS	North Las Vegas, Nev. (Canyon Springs High)

## Numerical

No.	Name	Pos.	Ht.	Wt.	Yr.	Exp.	Hometown (High School/College)
60	Keith Ismael	OL	6-3	310	Jr.	2L	Oakland, Calif. (Sacred Heart Cathedral Prep)
61	Brandon Greshaw-Dickson	OL	6-6	260	Fr.	HS	Inglewood, Calif. (Narbonne High)
62	Jacob Jimenez	OL	6-5	300	Sr.	TR	Pflugerville, Texas (Pflugerville High/Brigham Young)
63	Daniel Okpoko	DL	6-5	260	Fr.	RS	Saskatoon, Saskatchewan, Canada (St. Joseph's High)
64	Chris Martinez	OL	6-4	305	So.	SQ	Turlock, Calif. (Pitman High)
65	Cameron Thomas	DL	6-5	260	Fr.	RS	Carlsbad, Calif. (Carlsbad High)
66	Jonah Tavai	DL	6-0	315	So.	TR	Manhattan Beach, Calif. (Mira Costa High/El Camino College)
67	Kyle Trombley	OL	6-5	260	Fr.	HS	Yorba Linda, Calif. (Yorba Linda High)
68	Myles Cheatum	DL	6-2	265	Sr.	2L	Cedar Park, Texas (Cedar Park High)
69	Sam Hines	DL	6-2	260	Fr.	RS	New Orleans, La. (Saint Mary's College High (Calif.))
70	Ladji Bagayoko	OL	6-4	305	So.	SQ	Saint-Laurent, Quebec, Canada (Bishop Alemany High (Calif.))
71	Kyle Spalding	OL	6-6	300	Jr.	1L	McKinleyville, Calif. (McKinleyville High)
72	Alama Uluave	OL	6-2	300	So.	1L	Laie, Hawaii (Punahou High)
73	William Dunkle	OL	6-5	350	Fr.	RS	Chula Vista, Calif. (Eastlake High)
74	Nolan Hegeduis	OL	6-6	275	Fr.	HS	Laguna Hills, Calif. (Laguna Hills High)
75	Desmond Bessent	OL	6-7	310	So.	SQ	Tampa, Fla. (Sickles High)
76	Zachary Thomas	OL	6-5	300	Jr.	1L	Carlsbad, Calif. (Carlsbad High)
77	Jacob Capra	OL	6-5	315	Jr.	TR	Auburn, Calif. (Placer High/Oregon)
78	Jalen Booth	OL	6-4	355	Jr.	TR	San Diego, Calif. (San Diego High/San Diego Mesa College)
78	Dylan Taylor	DL	6-3	255	Fr.	HS	Los Angeles, Calif. (Cathedral High)
79	Daishawn Dixon	OL	6-5	330	Sr.	3L	San Antonio, Texas (William Howard Taft High)
80	TJ Sullivan	WR	6-0	195	Fr.	RS	San Diego, Calif. (Mt. Carmel High)
81	Ethan Dedeaux	WR	5-9	185	So.	1L	Las Vegas, Nev. (Liberty High)
82	Parker Houston	TE	6-3	250	Sr.	3L	Sparks, Nev. (Edward C. Reed High)
83	Alex Wilson	TE	6-4	250	So.	1L	Corte Madera, Calif. (Redwood High)
84	Sefo Mailangi	TE	6-4	250	Jr.	TR	Huntington Beach, Calif. (Edison High/Saddleback College)
85	Chaz Collins	WR	5-10	185	Sr.	SQ	Pasadena, Calif. (Pasadena High/Arizona State)
86	Isiah Macklin	WR	6-5	215	Jr.	2L	Las Vegas, Nev. (Green Valley High)
87	Anthony Landphere	TE	6-5	220	Fr.	HS	Mountain View, Calif. (St. Francis High)
88	Daniel Bellinger	TE	6-6	250	So.	1L	Las Vegas, Nev. (Palo Verde High)
89	Nic McTear	TE	6-5	250	Fr.	RS	Frisco, Texas (Heritage High)
90	Jeffrey Blake	LB	6-4	230	Fr.	HS	Norcross, Ga. (Greater Christian High)
91	Kahi Neves	DL	6-4	235	So.	TR	Orem, Utah (Timpview High/Snow College)
92	Kobe Smith	WR	6-2	190	So.	1L	Compton, Calif. (Junipero Serra High)
94	Liloa Kapiko	DL	6-5	235	Fr.	HS	Honolulu, Hawaii (St. Louis High)
95	Nassir Sims	DL	6-2	295	Fr.	HS	Goodyear, Ariz. (Desert Edge High)
96	Elijah Kothe	WR	6-4	205	So.	1L	Las Vegas, Nev. (Faith Lutheran High)
97	Daniel To'oto'o	DL	6-3	230	Fr.	HS	Mesa, Ariz. (Skyline High)
98	Shawn Nielsen	DL	6-2	265	Fr.	HS	Newport Beach, Calif. (JSerra Catholic High)
99	Justin Yi	OL	6-3	280	Fr.	RS	Sunnyvale, Calif. (Homestead High)

## Alphabetical

No.	Name	Pos
33	• McMorris, Patrick	S
89	McTear, Nic	TE
58	Mitchell, Connor	DL
41	• Morrison, Sammy	CB
24	• Mwata, Allan	S
91	• Neves, Kahi	LB
98	Nielsen, Shawn	DL
63	Okpoko, Daniel	DL
11	Penny, Brionne	WR
13	• Richardson, Isaiah	WR
49	• Rogers, Charlie	FB
5	Salazar, Mark	QB
20	Scott, Rashad	S
46	Shawcroft, Michael	LB
95	Sims, Nassir	DL
37	Smith, Jerne	WR
92	Smith, Kobe	WR
71	Spalding, Kyle	OL
55	• Styles, Clifton	LB
80	Sullivan, TJ	WR
66	Tavai, Jonah	DL
78	• Taylor, Dylan	DL
44	Tezino, Kyahva	LB
65	Thomas, Cameron	DL
76	Thomas, Zachary	OL
24	• Thomas, Zidane	RB
14	Thompson, Tariq	S
18	Thompson, Trenton	S
97	To'oto'o, Daniel	DL
67	Trombley, Kyle	OL
10	• Tumblin, Noah	CB
72	Uluave, Alama	OL
35	• Vazquez, Grady	FB
29	Washington, Juwan	RB
19	White, Kyron	S
26	• Williams, Kaegun	RB
83	Wilson, Alex	TE
17	Wilson, Eric	CB
27	Woods, Kyree	S
99	Yi, Justin	OL

• - Duplicate Number

## COACHING STAFF

**Rocky Long** (New Mexico '74) Head Coach, 9th season as head coach at SDSU/11th overall; **Jeff Horton** (Nevada '81) Associate Head Coach/Offensive Coordinator/Running Backs, 5th season as offensive coordinator/9th overall; **Zach Arnett** (New Mexico '09) Defensive Coordinator/Linebackers, 2nd season as defensive coordinator/6th season/9th overall; **Ron Caragher** (UCLA '90) Tight Ends/Passing Game Coordinator, 1st season/2nd overall; **Hunkie Cooper** (UNLV '91) Wide Receivers, 5th season; **Doug Deakin** (San Diego State '10) Special Teams Coordinator, 2nd season as special teams coordinator/2nd season/9th overall; **Brady Hoke** (Ball State '82), Defensive Line, 3rd season; **Blane Morgan** (Air Force '99) Quarterbacks, 5th season; **Richard Sanchez** (New Mexico State, '93), Secondary, 2nd season; **Mike Schmidt** (San Diego State '09) Offensive Line, 8th season/10th overall; **Demetrius Sumler** (Colorado '11), Cornerbacks, 2nd season/4th overall; **Adam Hall** (San Diego State '05) Assistant Athletic Director for Strength & Conditioning, 8th season; **Jashon Sykes** (Colorado '02) Assistant Athletic Director - Football Operations, 7th season; **Gary Bernardi** (Cal State Northridge, '76) Offensive Analyst, 1st season; **Kevin McGarry** (USD '79) On-Campus Recruiting Coordinator/Offensive Quality Control Coach, 9th season; **Jerome Haywood** (San Diego State '02) Asst. On-Campus Recruiting Coordinator/Defensive Quality Control Coach, 2nd season; **Jackson Eskierka** (San Diego State '17), Graduate Assistant, 3rd season; **Austen Jacobs** (Texas A&M '14), Graduate Assistant, 2nd season; **Jordan Thomas** (San Diego State '13), Graduate Assistant, 2nd season; **Derrick Baker** (San Diego State '14), Assistant Strength & Conditioning, 4th season; **Orin Catrett** (San Diego State '09), Assistant Strength & Conditioning, 3rd season

## PRONUNCIATION GUIDE

No. 2 <b>Matt Araiza</b>	Ah-RIZE-ah	No. 44 <b>Kyahva Tezino</b>	Key-AH-va Tuh-ZEENO	No. 74 <b>Nolan Hegeduis</b>	Heh-jeh-diss
No. 10 <b>Neil Boudreau</b>	BOO-droh	No. 47 <b>Kaelin Himphill</b>	himp-FILL	No. 75 <b>Desmond Bessent</b>	BESS-ent
No. 11 <b>Brionne Penny</b>	BREE-on	No. 48 <b>Koby Duru</b>	DUH-rew	No. 81 <b>Ethan Dedeaux</b>	DAY-doh
No. 14 <b>Tariq Thompson</b>	TAH-reek	No. 49 <b>Josh Bringuel</b>	bring-GALE	No. 91 <b>Kahi Neves</b>	ka-HEE NEV-izz
No. 16 <b>Luq Barcoo</b>	Luke Bar-ko	No. 51 <b>Andrew Alves</b>	Alvz	No. 94 <b>Liloa Kapiko</b>	LEE-lo-ah Kuh-PEEK-oh
No. 24 <b>Allan Mwata</b>	Mah-wahita	No. 52 <b>Jalil Lecky</b>	JAH-leel	No. 97 <b>Elijah Kothe</b>	CODY
No. 31 <b>Davaughn Celestine</b>	Sell-es-teen	No. 56 <b>Dominic Gudino</b>	GOO-deeno	No. 97 <b>Daniel To'oto'o</b>	Toe-oh toe-oh
No. 34 <b>Issac Lessard</b>	luh-SARD	No. 60 <b>Keith Ismael</b>	Iz-MALE	---	---
No. 37 <b>Jerne Smith</b>	Journey	No. 63 <b>Daniel Okpoko</b>	OH-poke-oh	<b>Jashon Sykes</b>	JAY-shawn
No. 38 <b>Andrew Aleki</b>	UH-leck-ee	No. 62 <b>Alama Uluave</b>	ALL-ah-mah 000-loo-ahvay		
No. 43 <b>Seydrick Lakalaka</b>	SAID-rick LOCK-AH-LOCK-AH	No. 70 <b>Ladji Bagayoko</b>	LAWD-jee BAH-gah-yo-ko		

# SDSU TWO-DEEP vs. BRIGHAM YOUNG

Players in red are returning starters from the 2018 season. Underlined players are newcomers or freshmen who redshirted last year.

## OFFENSE

LEFT TACKLE (LT)			GP	GS
71	Kyle Spalding, 6-6, 300, Jr.*		28	13
or77	Jacob Capra, 6-5, 315, Jr.-TR		<u>27</u>	<u>7</u>
LEFT GUARD (LG)				
79	<b>Daishawn Dixon, 6-5, 330, Sr.***</b>		<b>51</b>	<b>36</b>
64	Chris Martinez, 6-4, 305, So.-SQ		0	0
CENTER (C)				
60	<b>Keith Ismael, 6-3, 310, Jr.**</b>		<b>37</b>	<b>37</b>
62	<u>Jacob Jimenez, 6-5, 300, Sr.-TR</u>		<u>18</u>	<u>0</u>
RIGHT GUARD (RG)				
73	<u>William Dunkle, 6-5, 350, Fr.-RS</u>		<u>12</u>	<u>11</u>
56	<b>Dominic Gudino, 6-3, 300, Jr.***</b>		<b>23</b>	<b>16</b>
RIGHT TACKLE (RT)				
76	Zachary Thomas, 6-5, 300, Jr.*		27	10
75	<u>Desmond Bessent, 6-7, 310, So.-SQ</u>		<u>2</u>	<u>0</u>
TIGHT END (Y)				
88	Daniel Bellinger, 6-6, 250, So.*		21	10
82	<b>Parker Houston, 6-3, 250, Sr.***</b>		<b>48</b>	<b>33</b>
WIDE RECEIVER (X)				
92	Kobe Smith, 6-2, 190, So.*		24	11
96	Elijah Kothe, 6-4, 205, So.*		20	6
QUARTERBACK (QB)				
9	<b>Ryan Agnew, 6-0, 200, Sr.***</b>		<b>38</b>	<b>18</b>
3	<u>Carson Baker, 6-3, 190, Fr.-RS</u>		<u>1</u>	<u>1</u>
RUNNING BACK (RB)				
29	<b>Juwan Washington, 5-7, 190, Sr.***</b>		<b>45</b>	<b>18</b>
or15	Jordan Byrd, 5-9, 170, So.*		22	6
21	Chance Bell, 5-10, 185, So.*		16	1
or22	Chase Jasmin, 5-11, 195, Jr.**		38	4
26	Kaegun Williams, 5-9, 190, So.*		19	1
H-BACK (F)				
34	Isaac Lessard, 6-3, 230, Sr.***		32	11
or82	<b>Parker Houston, 6-3, 250, Sr.***</b>		<b>48</b>	<b>34</b>
WIDE RECEIVER (Z)				
45	<u>Jesse Matthews, 6-0, 190, Fr.-RS</u>		<u>12</u>	<u>9</u>
80	<u>TJ Sullivan, 6-0, 195, Fr.-RS</u>		<u>7</u>	<u>1</u>
WIDE RECEIVER (E)				
81	<b>Ethan Dedeaux, 5-9, 185, So.*</b>		<b>20</b>	<b>10</b>
41	BJ Busbee, 5-8, 155, So.		22	0

## SPECIAL TEAMS

PUNTER (P)			GP	GS
59	<b>Brandon Hecklen, 6-0, 190, Sr.**</b>		<b>38</b>	<b>38</b>
2	<u>Matt Araiza, 6-2, 195, Fr.-RS</u>		<u>12</u>	<u>0</u>
PLACKICKER (PK)				
2	<u>Matt Araiza, 6-2, 195, Fr.-RS</u>		<u>12</u>	<u>12</u>
40	Andrew Alves, 6-2, 225, Fr.-RS		8	0
KICKOFFS (KO)				
2	<u>Matt Araiza, 6-2, 195, Fr.-RS</u>		<u>12</u>	<u>12</u>
40	Andrew Alves, 6-2, 225, Fr.-RS		8	0
HOLDER (H)				
59	<b>Brandon Hecklen, 6-0, 190, Sr.**</b>		<b>38</b>	<b>25</b>

## DEFENSE

DEFENSIVE END (DE)			GP	GS
68	Myles Cheatum, 6-2, 265, Sr.**		41	23
58	Connor Mitchell, 6-5, 260, So.*		25	0
DEFENSIVE TACKLE (DT)				
65	<u>Cameron Thomas, 6-5, 260, Fr.-RS</u>		<u>13</u>	<u>11</u>
66	<u>Jonah Tavai, 6-4, 315, So.-TR</u>		<u>12</u>	<u>1</u>
DEFENSIVE END (DE)				
57	Keshawn Banks, 6-4, 270, So.*		24	12
52	<u>Jalil Lecky, 6-5, 240, Jr.-RS</u>		<u>6</u>	<u>0</u>
LINEBACKER (SAM)				
54	Caden McDonald, 6-3, 230, So.*		25	9
43	Seydrick Lakalaka, 6-1, 230, So.*		21	0
or47	Kaelin Himphill, 6-2, 225, Jr.*		25	0
MIDDLE LINEBACKER (MIKE)				
44	<b>Kyahva Tezino, 6-0, 235, Sr.***</b>		<b>47</b>	<b>30</b>
46	Michael Shawcroft, 6-2, 225, Fr.-HS		12	0
LINEBACKER (WILL)				
38	Andrew Aleki, 6-3, 230, Jr.**		36	8
42	<b>Troy Cassidy, 6-3, 230, Sr.***</b>		<b>49</b>	<b>28</b>
CORNERBACK (CB)				
16	Luq Barcoo, 6-1, 175, Sr.*		23	12
12	Nolen Harris, 6-0, 185, Sr.-SQ		12	0
FIELD WARRIOR (FW)				
14	<b>Tariq Thompson, 6-0, 200, Jr.**</b>		<b>37</b>	<b>37</b>
20	Rashad Scott, 6-2, 195, So.*		17	0
AZTEC (AZ)				
36	Dwayne Johnson Jr., 6-2, 215, Jr.**		36	12
33	<u>Patrick Morris, 6-0, 180, Fr.-HS</u>		<u>8</u>	<u>0</u>
BOUNDARY WARRIOR (BW)				
18	<b>Trenton Thompson, 6-2, 200, Jr.**</b>		<b>35</b>	<b>12</b>
32	Taylor Hawkins, 6-1, 205, Jr.**		35	10
CORNERBACK (CB)				
23	Darren Hall, 6-0, 180, So.*		25	13
17	<u>Eric Wilson, 6-0, 185, Jr.-TR</u>		<u>5</u>	<u>0</u>

## START CHART (OFF./DEF.)

Offense	2019	Streak	Career
Keith Ismael, OL	12	14	37
Daishawn Dixon, OL	11	1	36
Parker Houston, TE	9	3	33
Juwan Washington, RB	6	2	18
Ryan Agnew, QB	11	0	18
Dominic Gudino, OL	2	0	16
Kyle Spalding, OL	10	3	13
William Dunkle, OL	11	9	11
Kobe Smith, WR	9	9	11
Isaac Lessard, FB	3	0	11
Daniel Bellinger, TE	8	8	10
Zachary Thomas, OL	8	8	10
Ethan Dedeaux, WR	2	0	10
Jesse Matthews, WR	9	1	9
Jacob Capra, OL	6	0	7*
Jordan Byrd, RB	6	0	6
Elijah Kothe, WR	4	0	6
Chase Jasmin, RB	1	0	4
Carson Baker, QB	1	1	1
TJ Sullivan, WR	1	0	1
Chance Bell, RB	0	0	1
Kaegun Williams, RB	0	0	1

\* One of Capra's career starts came at Oregon

Defense	2019	Streak	Career
Tariq Thompson, WAR	12	38	38
Kyahva Tezino, LB	12	30	30
Troy Cassidy, LB	8	0	28
Myles Cheatum, DL	12	12	23
Kyree Woods, CB/S	5	0	15
Dwayne Johnson, AZ	12	12	13
Darren Hall, CB	10	10	13
Keshawn Banks, DL	12	12	12
Luq Barcoo, CB	12	12	12
Trenton Thompson, WAR	4	0	12
Cameron Thomas, DL	11	1	11
Taylor Hawkins, WAR	5	2	10
Caden McDonald, LB	9	8	9
Andrew Aleki, LB	7	3	8
Jonah Tavai, DT	1	0	1

Career Starts (Off/Def)	'15	'16	'17	'18	'19	Total
Tariq Thompson, WAR	-	-	13	13	12	38
Keith Ismael, OL	-	RS	13	12	12	37
Daishawn Dixon, OL	RS	0	13	12	11	36
Parker Houston, TE	-	4	7	13	9	33
Kyahva Tezino, LB	RS	0	5	13	12	30
Troy Cassidy, LB	-	0	8	12	8	28
Myles Cheatum, DE	RS	0	8	3	12	23
Ryan Agnew, QB	RS	0	0	7	11	18
Juwan Washington, RB	RS	1	3	8	6	18
Dominic Gudino, OL	-	-	6	8	2	16
Kyree Woods, CB/S	-	0	0	10	5	15
Dwayne Johnson, AZ	-	RS	1	0	12	13
Darren Hall, CB	-	-	RS	3	10	13
Kyle Spalding, OL	-	RS	0	3	10	13
Keshawn Banks, DE	-	-	-	0	12	12
Luq Barcoo, CB	-	-	-	0	12	12
Trenton Thompson, WAR	-	0	RS	8	4	12
Isaac Lessard, FB	RS	0	1	8	3	12
William Dunkle, RG	-	-	-	RS	11	11
Cameron Thomas, DL	-	-	-	RS	11	11
Kobe Smith, WR	-	-	-	2	9	11
Daniel Bellinger, TE	-	-	-	0	10	10
Zachary Thomas, RG/RT	-	RS	0	2	8	10
Taylor Hawkins, WAR	-	RS	0	5	5	10
Ethan Dedeaux, WR	-	-	RS	8	2	10
Jesse Matthews, WR	-	-	-	RS	9	9
Caden McDonald, LB	-	-	RS	0	9	9
Andrew Aleki, LB	-	-	0	1	8	9
Jacob Capra, RT/LT	-	-	-	-	6	7*
Jordan Byrd, RB	-	-	-	0	6	6
Elijah Kothe, WR	-	-	-	2	4	6
Chase Jasmin, RB	-	RS	0	3	1	4
Isiah Macklin, WR	-	RS	2	1	0	3
Carson Baker, QB	-	-	-	RS	1	1
Jonah Tavai, DT	-	-	-	-	1	1
TJ Sullivan, WR	-	-	-	RS	1	1
Chance Bell, RB	-	-	RS	1	0	1
Kaegun Williams, RB	-	-	RS	1	0	1

\* One of Capra's career starts came at Oregon



Game 1

WEBER STATE	0	0	0	0	-	0
SAN DIEGO STATE	0	3	0	3	-	6

Aug. 31 | SDCCU Stadium | San Diego, Calif. | 6:05 p.m. PT | Attendance: 40,222



TEAM STATISTICS

	WSU	SDSU
<b>FIRST DOWNS</b>	5	14
Rushing	2	9
Passing	3	5
Penalty	0	0
<b>NET YARDS RUSHING</b>	35	130
Rushing Attempts	19	43
Average Per Rush	1.8	3.0
Rushing Touchdowns	0	0
Yards Gained Rushing	49	160
Yards Lost Rushing	14	30
<b>NET YARDS PASSING</b>	119	108
Completions-Attempts-Int	21-32-1	16-30-0
Average Per Attempt	3.7	3.6
Average Per Completion	5.7	6.8
Passing Touchdowns	0	0
<b>TOTAL OFFENSE YARDS</b>	154	238
Total offense plays	51	73
Average Gain Per Play	3.0	3.3
<b>Fumbles: Number-Lost</b>	0-0	2-1
<b>Penalties: Number-Yards</b>	5-31	2-10
<b>PUNTS-YARDS</b>	10-431	9-441
Average Yards Per Punt	43.1	49.0
Net Yards Per Punt	40.3	45.3
Inside 20	3	3
50+ Yards	1	5
Touchbacks	0	1
Fair catch	0	4
<b>KICKOFFS-YARDS</b>	1-65	3-195
Average Yards Per Kickoff	65.0	65.0
Net Yards Per Kickoff	40.0	36.3
Touchbacks	1	1
Fair Catch Yards	0	0
<b>Punt returns: Number-Yards-TD</b>	3-13-0	5-28-0
Average Per Return	4.3	5.6
<b>Kickoff returns: Number-Yds-TD</b>	2-61-0	0-0-0
Average Per Return	30.5	0.0
<b>Interceptions: Number-Yds-TD</b>	0-0-0	1-0-0
<b>Fumble Returns: Number-Yds-TD</b>	0-0-0	0-0-0
<b>Miscellaneous Yards</b>	0	0
<b>Possession Time</b>	27:58	32:02
1st Quarter	8:40	6:20
2nd Quarter	6:48	8:12
3rd Quarter	8:29	6:31
4th Quarter	4:01	10:59
<b>Third-Down Conversions</b>	3 of 15	5 of 20
<b>Fourth-Down Conversions</b>	0 of 2	1 of 3
<b>Red-Zone Scores-Chances</b>	0-0	2-3
Touchdowns	0-0	0-3
Field goals	0-0	2-3
<b>Sacks By: Number-Yards</b>	1-8	0-0
<b>PAT Kicks</b>	0-0	0-0
<b>Field Goals</b>	0-0	2-2
<b>Points off turnovers</b>	0	0

▶▶ GAME NOTES

Big Notes

- The Aztecs recorded their first shutout since beating Hawai'i, 55-0, on Nov. 5, 2016.
  - After the game, SDSU, Wisconsin, UCF, Maryland and Syracuse were the only teams to not allow a point this season.
  - San Diego State allowed just five first downs to Weber State, the fewest allowed in its Division I era (since 1969) (previous low was six, which happened twice; most recently Oct. 3, 2015 vs. Fresno State).
  - The six combined points are the fewest in an Aztec game in their Division I era (since 1969) (previous low was seven in a 7-0 win over UNLV on Nov. 8, 2003).
  - Tonight was just the third 6-0 score in since 2000.
  - San Diego State led wire-to-wire for the first time since defeating New Mexico, 35-10, on Nov. 24, 2017.
  - Tonight was the Aztecs' shortest game time wise (2:41) since Nov. 18, 2006 against TCU (2:40).
  - Out of Weber State's 51 plays, only one was inside SDSU territory, where the Aztecs stopped the Wildcats on fourth-and-1 on the SDSU 43.
  - SDSU allowed only 154 total yards, its fewest since allowing 142 at New Mexico on Nov. 3, 2018. It is the sixth time since 2015 that the Aztecs have allowed 154 or less yards.
  - San Diego State has now held an opponent to single-digits in scoring 13 times since 2015 (55 games).
- Season Opener Notes**
- San Diego State improved to 51-42-5 all-time in season-opening games, including a 26-24-1 mark in the Division I era (since 1969).
  - SDSU won its fifth consecutive opener that has been played at home. Over the five games, San Diego State has outscored its opponents, 150-27.

Aztecs Shut Out Weber State, 6-0, in Opener

**SAN DIEGO** -- Redshirt freshman Matt Araiza kicked two field goals and the San Diego State defense did the rest, as the Aztecs grinded out a tough 6-0 victory over Weber State in front of 40,222 fans at SDCCU Stadium.

The Aztecs limited the Wildcats to 154 total yards and five first downs to win their fifth straight season-opening game played at home. Weber State gained 35 yards rushing on 19 attempts, crossing midfield just once the entire evening.

SDSU, which totaled just 16 snaps on its first five possessions, finally generated some offense of its own in the second quarter, advancing 53 yards in 12 plays into the red zone at the Wildcat 17. Jordan Byrd opened the drive with runs of 13 and 15 yards, respectively, while Ryan Agnew connected with Jesse Matthews for six yards on a key 4th-and-3 situation down to the WSU 29. Moments later, the Aztecs crept closer thanks to an 11-yard scamper by Chance Bell.

However, SDSU was unable to overcome McKade Mitton's sack of Agnew, salvaging three points on 34-yard field goal by Araiza with 4:41 left before intermission.

After holding the Wildcats to a three-and-out, the Aztecs threatened on their next foray down the field as well, with Byrd chewing up another chunk of real estate on a 23-yard sweep down the left sideline to the Wildcat 39. Agnew followed with two quick completions, an 11-yarder to Elijah Kothe and an 8-yard hookup to Matthews, while a 3-yard run by Juwan Washington gave the Scarlet and Black a first down at the WSU 17.

SDSU could not capitalize on its prime field position, however, as Agnew's next three passes fell incomplete. Araiza was once again summoned for a field goal attempt, but an errant snap prevented the host school from padding its lead.

The score remained unchanged until Araiza split the uprights on a 29-yard field goal with just over four minutes elapsed in the fourth quarter, capping a 13-play, 40-yard march. Agnew kept the drive alive with a 12-yard scramble, as well as a 12-yard completion to Daniel Bellinger on a dangerous cross-field pass when it appeared the Aztec signal-caller would step out of bounds.

SDSU managed to move the chains further to the Wildcat 13 after Agnew bolted around left end and reached across the marker for a first down. However, the Aztecs could not find the end zone, as three straight rushes netted one yard.

Despite suffering three-and-outs on their next two possessions, Weber State still had two chances in the final three minutes to pull out the win.

After setting up shop on their own 35 following an SDSU punt, the Wildcats went for broke on the first play, but Tariq Thompson made a spectacular leaping interception of Wildcat quarterback Jake Constantine, who underthrew his intended receiver David Ames at the Aztec 35.

San Diego State could not put the victory on ice just yet, as Weber State forced a three-and-out, getting the ball back its own 21 with two minutes to go in the contest. After two passes gained just six yards, however, the Aztec defense came through once again, with Thompson fittingly breaking up the Wildcats' last gasp on fourth down.

The two teams combined for 19 punts in a game that took only 2 hours and 41 minutes to complete. Brandon Heicklen consistently flipped field position with an average of 49.0 yards on nine kicks, matching his career-best with a 58-yarder in the first quarter.

Despite running 22 more plays than the Wildcats (73-51), SDSU gained just 238 yards for the game, running for 130 yards on 43 attempts.

Individually, Washington finished with 55 yards on 22 carries, while Byrd totaled 50 yards on five rushes. In addition, Agnew completed 16 of 30 passes for an economical 108 yards, with Matthews, Kothe and Washington hauling in three receptions apiece.

On the other side of the ball, Dwayne Johnson Jr. led the Aztec defense with a career-high 12 tackles, including six solo efforts, while Troy Cassidy made seven stops of his own. Not to be outdone, Thompson tied his personal-best with three pass breakups.

With Thompson's pick, San Diego State has been even or has had an advantage in turnover margin in nine of its last 11 games.

>> SCORING SUMMARY

Qtr	Time	Team	Scoring Play	Plays	TOP	Score
2nd	4:41	SDSU	Araiza 34-yd field goal	12-53	5:19	0-3
4th	10:51	SDSU	Araiza 29-yd field goal	13-40	5:58	0-3

INDIVIDUAL STATISTICS

>> WEBER STATE

Rushing	Att	Yds	TD	Long	Avg
Jackson, K.	3	14	0	7	4.7
Constantine	3	8	0	10	2.7
Davis	8	7	0	12	0.9
Smith	3	7	0	5	2.3
Jenks	1	0	0	0	0.0
Shaheed	1	-1	0	0	-1.0
<b>Totals</b>	<b>19</b>	<b>35</b>	<b>0</b>	<b>12</b>	<b>1.8</b>

>> SAN DIEGO STATE

Rushing	Att	Yds	TD	Long	Avg
Washington	22	55	0	18	2.5
Byrd	5	50	0	23	10.0
Bell, C.	3	18	0	11	6.0
Agnew	9	13	0	14	1.4
Heicklen	1	-2	0	0	-2.0
Team	3	-4	0	0	-1.3
<b>Totals</b>	<b>43</b>	<b>130</b>	<b>0</b>	<b>23</b>	<b>3.0</b>

Passing	C-A-I	Yds	TD	Long	Sack
Constantine	21-31-1	119	0	31	0
Ames	0-1-0	0	0	0	0
<b>Totals</b>	<b>21-32-1</b>	<b>119</b>	<b>0</b>	<b>31</b>	<b>0</b>

Passing	C-A-I	Yds	TD	Long	Sack
Agnew	16-30-0	108	0	12	1
<b>Totals</b>	<b>16-30-0</b>	<b>108</b>	<b>0</b>	<b>12</b>	<b>1</b>

Receiving	No.	Yds	TD	Long
Malone	4	17	0	11
Ames	4	17	0	8
Smith	4	17	0	6
Shaheed	3	11	0	5
Cooley	2	39	0	31
Davis	2	3	0	3
Jackson, I.	1	10	0	10
Jackson, K.	1	5	0	5
<b>Totals</b>	<b>21</b>	<b>119</b>	<b>0</b>	<b>31</b>

Receiving	No.	Yds	TD	Long
Matthews	3	25	0	11
Kothe	3	24	0	11
Washington	3	14	0	6
Busbee	2	10	0	7
Houston	2	7	0	5
Bellinger	1	12	0	12
Dedeaux	1	8	0	8
K. Smith	1	8	0	8
<b>Totals</b>	<b>16</b>	<b>108</b>	<b>0</b>	<b>12</b>

Game 2

SAN DIEGO STATE	10	0	10	3	-	23
UCLA	7	0	7	0	-	14

Sept. 7 | Rose Bowl Stadium | Pasadena, Calif. | 1:17 p.m. PT | Attendance: 36,951



TEAM STATISTICS

	SDSU	UCLA
<b>FIRST DOWNS</b>	22	16
Rushing	3	5
Passing	15	10
Penalty	4	1
<b>NET YARDS RUSHING</b>	80	62
Rushing Attempts	47	32
Average Per Rush	1.7	1.9
Rushing Touchdowns	1	1
Yards Gained Rushing	112	96
Yards Lost Rushing	32	34
<b>NET YARDS PASSING</b>	293	199
Completions-Attempts-Int	23-31-0	24-35-0
Average Per Attempt	9.5	5.7
Average Per Completion	12.7	8.3
Passing Touchdowns	1	1
<b>TOTAL OFFENSE YARDS</b>	373	261
Total offense plays	78	67
Average Gain Per Play	4.8	3.9
<b>Fumbles: Number-Lost</b>	1-0	4-2
<b>Penalties: Number-Yards</b>	5-50	7-52
<b>PUNTS-YARDS</b>	5-191	5-223
Average Yards Per Punt	38.2	44.6
Net Yards Per Punt	29.6	41.2
Inside 20	3	0
50+ Yards	0	1
Touchbacks	0	0
Fair catch	0	1
<b>KICKOFFS-YARDS</b>	6-367	3-195
Average Yards Per Kickoff	61.2	65.0
Net Yards Per Kickoff	38.8	40.0
Touchbacks	5	3
Fair Catch Yards	0	0
<b>Punt returns: Number-Yards-TD</b>	1-17-0	2-43-0
Average Per Return	17.0	21.5
<b>Kickoff returns: Number-Yds-TD</b>	0-0-0	1-9-0
Average Per Return	0.0	9.0
<b>Interceptions: Number-Yds-TD</b>	0-0-0	0-0-0
<b>Fumble Returns: Number-Yds-TD</b>	1-3-0	0-0-0
<b>Miscellaneous Yards</b>	0	0
<b>Possession Time</b>	38:16	21:44
1st Quarter	12:04	2:56
2nd Quarter	9:02	5:58
3rd Quarter	7:25	7:35
4th Quarter	9:45	5:15
<b>Third-Down Conversions</b>	6 of 15	5 of 14
<b>Fourth-Down Conversions</b>	0 of 0	0 of 2
<b>Red-Zone Scores-Chances</b>	3-4	2-2
Touchdowns	1-4	2-2
Field goals	2-4	0-2
<b>Sacks By: Number-Yards</b>	3-18	2-16
<b>PAT Kicks</b>	2-2	2-2
<b>Field Goals</b>	3-4	0-1
<b>Points off turnovers</b>	10	0

►► GAME NOTES

Big Notes

- San Diego State defeated UCLA for the first time in the 23 all-time series meetings between the two schools. The Aztecs series record against the Bruins is now 1-21-1.
- The 22-game winless streak by an FBS opponent against another FBS opponent is the longest streak snapped since Kentucky ended a 31-game streak against Florida on Sept. 8, 2018.
- San Diego State improved to 5-1 in its last six games against Pac-12 opponents. Since the start of the 2016 season, SDSU's five victories over Pac-12 opponents are the most for any G5 school against any Power 5 conference in the nation.
- The Aztec win percentage in Pac-12 games since the start of the 2016 campaign is 83.3 (5-1). That is the highest winning percentage by any team (including Pac-12 teams) against the conference during that period of time (min. 5 games).
- SDSU has five wins (5-1) over Pac-12 schools since the start of the 2016 campaign. That is one more Pac-12 win than Oregon State (4-23) has accumulated during that span.
- In the last 11 games in which San Diego State has been an underdog, the Aztecs have won the game outright eight times.
- SDSU held UCLA to 14 points, its fewest in the series since 1933.
- The 14 points allowed were the fewest against a Power 5 school since giving up 14 to Wisconsin on Sept. 16, 2006.
- San Diego State held UCLA to its lowest total offense (261) at home since Sept. 11, 2010 vs. No. 25 Stanford.
- The Aztecs held the Bruins to 21:44 of time of possession, which is just the fifth time this century that UCLA had the ball for 21:44 or less in a home game.
- San Diego State won its 12th consecutive game played during the month of September, which is the third-longest active streak nationally, trailing only Clemson (19) and Alabama (13).

SDSU Beats UCLA, 23-14, at Rose Bowl Stadium

PASADENA, Calif. — San Diego State's dominance against Pac-12 Conference teams continued while the Aztecs accomplished something that had alluded the program in its 97 years of existence.

Senior quarterback Ryan Agnew threw for a career-high 293 yards, redshirt freshman Matt Araiza booted three field goals and the Aztec defense limited UCLA to 261 yards and forced two turnovers as San Diego State defeated UCLA, 23-14, at the historic Rose Bowl.

The victory improved SDSU's record to 5-1 against Pac-10 competition since 2016 and gave the Aztecs the nation's top winning percentage against the conference during that span, while breaking a 22-game series winless streak against the Bruins (SDSU entered the game 0-21-1 against UCLA).

After UCLA took a 7-0 lead on its first possession, the Aztecs put together a 14-play drive to tie the game. Junior running back Chase Jasmin capped the lengthy drive with a 2-yard touchdown run. The 75-yard drive included three third-down conversions.

On the next possession, Aztec Dwayne Johnson delivered a jarring hit forcing a fumble that was recovered by Warrior Tariq Thompson and provided SDSU the ball at its 48-yard line. Seven plays later, the Aztecs took the lead for good when Araiza booted a 43-yard field goal late in the opening quarter.

After a scoreless second quarter, SDSU's defense forced a second turnover on UCLA's opening drive after intermission. Linebacker Kyahva Tezino's sack dislodged the ball and linebacker Caden McDonald made the recovery. It took the Aztecs just two plays to cash in as Agnew scrambled to his left and found receiver Kobe Smith, who got behind the defense and dragged multiple UCLA defenders the final five yards to complete the 34-yard touchdown strike.

Smith had a remarkable day. He caught seven passes for 131 yards in addition to the touchdown reception. In his previous 13 games, he had nine catches for 121 yards.

Trailing by 10 points, UCLA quickly marched down the field. On the Bruins most impressive drive of the day, they went 75 yards, picked up a key third-and-11 conversion along the way, and pulled within 17-14 following a 20-yard touchdown pass.

UCLA would not reach San Diego State territory again.

San Diego State added a pair of field goals for insurance. Late in the third quarter, the Aztecs put pass completions together of 19, 21 and 15 yards and settled for a 31-yard field goal to go up, 20-14.

The Aztecs completed the scoring midway through the fourth quarter with a classic Jeff Horton drive. SDSU led, 20-14, with 12:23 left when the drive started and owned a 23-14 advantage with just 5:29 to play at the conclusion. The SDSU offensive coordinator dialed up a 12-play, 65-yard drive that consumed 6:54, and resulted in an Araiza 25-yard field goal.

San Diego State's defense got stronger as the game progressed. In the fourth quarter, with UCLA trying to mount a comeback, the Aztecs allowed just 45 yards of total offense on 17 plays.

Warrior Taylor Hawkins led the Aztecs with a career-high 10 tackles, including two tackles or loss. Kyahva Tezino added nine tackles (seven solo), 1.5 tackles for loss, a sack and a forced fumble, while Johnson Jr. (7 TCK, 1 FF, 1 PBU) and Tariq Thompson had six solo stops with a fumble recovery and a pass breakup.

>>> SCORING SUMMARY

Qtr	Time	Team	Scoring Play	Plays	TOP	Score
1st	12:03	UCLA	Kelley 5-yd run (Molson kick)	4-41	1:18	0-7
1st	4:50	SDSU	Jasmin 2-yd run (Araiza kick)	14-75	7:13	7-7
1st	0:50	SDSU	Araiza 43-yd field goal	7-26	3:12	10-7
3rd	12:50	SDSU	K. Smith 34-yd pass f. Agnew (Araiza kick)	2-36	0:46	17-7
3rd	8:12	UCLA	Dulcich 20-yd pass f. Thompson-Robinson (Molson kick)	14-75	4:38	17-14
3rd	0:21	SDSU	Araiza 31-yd field goal	11-58	4:20	20-14
4th	5:29	SDSU	Araiza 25-yd field goal	12-65	6:54	23-14

INDIVIDUAL STATISTICS

>>> SAN DIEGO STATE

Rushing	Att	Yds	TD	Long	Avg
Washington	20	41	0	10	2.0
Byrd	10	19	0	6	1.9
Agnew	8	19	0	19	2.4
Jasmin	3	3	1	3	3.0
Bell, C.	3	1	0	3	0.3
Team	3	-3	0	0	-1.0
<b>Totals</b>	<b>47</b>	<b>80</b>	<b>1</b>	<b>19</b>	<b>1.7</b>

Passing	C-A-I	Yds	TD	Long	Sack
Agnew	25-31-0	293	1	34	2
<b>Totals</b>	<b>25-31-0</b>	<b>293</b>	<b>1</b>	<b>34</b>	<b>2</b>

Receiving	No.	Yds	TD	Long
Smith, K.	7	131	1	34
Mathews	5	59	0	20
Washington	4	34	0	21
Byrd	4	32	0	20
Houston	1	19	0	19
Jasmin	1	11	0	11
Kothe	1	7	0	7
<b>Totals</b>	<b>23</b>	<b>293</b>	<b>1</b>	<b>34</b>

>>> UCLA

Rushing	Att	Yds	TD	Long	Avg
Kelley	15	53	1	12	3.5
Felton	10	28	0	9	2.8
Thompson-Robinson	7	-19	0	3	-2.7
<b>Totals</b>	<b>32</b>	<b>62</b>	<b>1</b>	<b>12</b>	<b>1.9</b>

Passing	C-A-I	Yds	TD	Long	Sack
Thomp.-Robinson	24-35-0	199	1	24	3
<b>Totals</b>	<b>24-35-0</b>	<b>199</b>	<b>1</b>	<b>24</b>	<b>3</b>

Receiving	No.	Yds	TD	Long
Felton	7	36	0	11
Asiasi	4	43	0	17
Dulcich	3	37	1	20
Philips	3	35	0	24
Erwin	3	29	0	18
Kelley	2	2	0	3
Martinez	1	14	0	14
Cota	1	3	0	3
<b>Totals</b>	<b>24</b>	<b>199</b>	<b>1</b>	<b>24</b>

Game 3

<b>SAN DIEGO STATE</b>	<b>7</b>	<b>10</b>	<b>7</b>	<b>7</b>	<b>-</b>	<b>31</b>
<b>NEW MEXICO STATE</b>	<b>0</b>	<b>0</b>	<b>10</b>	<b>0</b>	<b>-</b>	<b>10</b>

Sept. 14 | Aggie Memorial Stadium | Las Cruces, N.M. | 6:07 p.m. MT | Attendance: 10,123



**TEAM STATISTICS**

	<b>SDSU</b>	<b>NMSU</b>
<b>FIRST DOWNS</b>	<b>24</b>	<b>17</b>
Rushing	17	4
Passing	7	13
Penalty	0	0
<b>NET YARDS RUSHING</b>	<b>281</b>	<b>25</b>
Rushing Attempts	47	24
Average Per Rush	6.0	1.0
Rushing Touchdowns	3	0
Yards Gained Rushing	292	80
Yards Lost Rushing	11	55
<b>NET YARDS PASSING</b>	<b>116</b>	<b>299</b>
Completions-Attempts-Int	17-26-1	26-41-2
Average Per Attempt	4.5	7.3
Average Per Completion	6.8	11.5
Passing Touchdowns	1	1
<b>TOTAL OFFENSE YARDS</b>	<b>397</b>	<b>324</b>
Total offense plays	73	65
Average Gain Per Play	5.4	5.0
<b>Fumbles: Number-Lost</b>	<b>0-0</b>	<b>3-2</b>
<b>Penalties: Number-Yards</b>	<b>7-41</b>	<b>8-68</b>
<b>PUNTS-YARDS</b>	<b>5-203</b>	<b>4-177</b>
Average Yards Per Punt	40.6	44.2
Net Yards Per Punt	32.4	43.2
Inside 20	2	1
50+ Yards	1	1
Touchbacks	1	0
Fair catch	1	2
<b>KICKOFFS-YARDS</b>	<b>6-390</b>	<b>3-193</b>
Average Yards Per Kickoff	65.0	64.3
Net Yards Per Kickoff	40.0	43.0
Touchbacks	6	2
Fair Catch Yards	0	0
<b>Punt returns: Number-Yards-TD</b>	<b>1-4-0</b>	<b>2-16-0</b>
Average Per Return	4.0	8.0
<b>Kickoff returns: Number-Yds-TD</b>	<b>1-14-0</b>	<b>0-0-0</b>
Average Per Return	14.0	0.0
<b>Interceptions: Number-Yds-TD</b>	<b>2-17-0</b>	<b>1-3-0</b>
<b>Fumble Returns: Number-Yds-TD</b>	<b>1-45-0</b>	<b>0-0-0</b>
<b>Miscellaneous Yards</b>	<b>0</b>	<b>0</b>
<b>Possession Time</b>	<b>35:04</b>	<b>24:56</b>
1st Quarter	10:21	4:39
2nd Quarter	10:49	4:11
3rd Quarter	6:13	8:47
4th Quarter	7:41	7:19
<b>Third-Down Conversions</b>	<b>7 of 14</b>	<b>6 of 14</b>
<b>Fourth-Down Conversions</b>	<b>1 of 2</b>	<b>1 of 2</b>
<b>Red-Zone Scores-Chances</b>	<b>4-4</b>	<b>0-1</b>
Touchdowns	4-4	0-1
Field goals	0-4	0-1
<b>Sacks By: Number-Yards</b>	<b>6-40</b>	<b>0-0</b>
<b>PAT Kicks</b>	<b>4-4</b>	<b>1-1</b>
<b>Field Goals</b>	<b>1-1</b>	<b>1-1</b>
<b>Points off turnovers</b>	<b>14</b>	<b>0</b>

**▶▶ GAME NOTES**

**Big Notes**

- SDSU improved to 3-0 for the third time in four seasons but just the fifth time since joining a major Division I conference (the Aztecs joined the WAC prior to the 1978 season).
- The last two times SDSU has opened 3-0 the team went on to finish 11-3 (2016) and 10-3 (2017).
- This is the first time an Aztec team has started with a 3-0 record with at least two of those victories coming on the road since 1981.
- SDSU had multiple 100-yard rushers (Jordan Byrd - 118 and Chance Bell - 116) for the 30th time in program history. The Aztecs are now 29-1 in school history when having multiple 100-yard rushers in the same game.
- Byrd and Bell became the 78th and 79th different 100-yard rushers in program history.
- San Diego State won its 13th consecutive game played during the month of September, which is the third-longest active streak in the country (Clemson (20), Alabama (17)).
- The Aztecs improved to 2-0 on the road in 2019 and are now 10-3 in its last 13 road games (with two Power 5 wins) and 17-5 in its last 22 road contests.
- SDSU's 18 road wins since 2015 are tied for the third most nationally.
- The Aztecs have allowed just 24 points through the first three games of the season, the fourth-lowest allowed in their Division I era (since 1969). Only the 1970 team (three points), 1972 squad (eight) and 1975 team (22 points) have allowed less through the first three games.
- San Diego State has won six straight games in the Mountain Time Zone.
- SDSU has won 21 of its last 30 (21-9) games, 28 of its last 39 (28-11), 41 of its last 53 (41-12) and 42 since the 2015 season (42-15).

**Aztecs Run by New Mexico State, 31-10**

**SAN DIEGO** --Jordan Byrd and Chance Bell combined for 244 yards and three touchdowns on the ground, and the San Diego State defense forced four turnovers in a 31-10 win over New Mexico State in Las Cruces, N.M.

Byrd, an Albuquerque, N.M., native, rushed for 118 yards and two touchdowns on 22 carries (5.4 avg.), while Bell chipped in with 116 yards and a touchdown on 17 attempts (6.8 avg.) as the duo each broke 100 yards for the first time of their career.

It was the 30th time in program history that the Aztecs (3-0) had multiple 100-yard rushers in the same game and the 16th time since Rocky Long became head coach in 2011.

SDSU outrushed the Aggies (0-3), 291-30, and dominated the time of possession, 35:04-22:20. San Diego State improved to 42-2 over the last 44 times it rushed for at least 200 yards.

Ryan Agnew finished 16-for-25 for 106 yards and a touchdown, while throwing the first interception of his career on the road. The Aztecs only passed four times in the second half.

Defensively, SDSU picked off NMSU quarterback Josh Adkins two times and recovered a pair of fumbles. San Diego State also finished with seven sacks, its most since also recording seven vs. Houston in the 2016 Las Vegas Bowl.

Luq Barcoo (1.0 TFL, 1 INT, 1 PBU), Troy Cassidy and Kyahva Tezino (1 INT) each had seven tackles apiece to pace the Aztec defense.

The SDSU starting defensive line of Cameron Thomas (6 TCK, 1.5 SCK, 1.5 TFL), Keshawn Banks (5 TCK, 2.0 SCK, 2.0 TFL, 1 PBU) and Myles Cheatum (4 TCK, 1.5 SCK, 1.5 TFL), meanwhile, combined for 15 tackles, five sacks, five tackles for loss and a pass breakup.

Darren Hall forced a pair of fumbles, while Dwayne Johnson Jr. and Tariq Thompson each recovered a fumble.

San Diego State jumped out to a 24-0 lead, first taking advantage of a New Mexico State fumble inside its own 5-yard line. On a third-and-goal situation from the 2, Agnew found a leaping Daniel Bellinger, who somehow pulled the ball down through the crowd for his first career touchdown.

In the second quarter, the Aztecs put together an impressive 11-play, 80-yard drive over 6:37, ending with a 1-yard touchdown run by Byrd. On the drive, Byrd rushed seven times for 49 yards.

SDSU put together a nice drive to end the half, starting at the Aggie 48 with 1:01 left, finishing with a 40-yard field goal by Matt Araiza and giving San Diego State a 17-0 lead at the half.

Early in the third quarter, Kyahva Tezino picked off Adkins and got all the way to the NMSU 29-yard line. Two plays later, Byrd punched it in from seven yards out for his first career multi-touchdown game.

New Mexico State stopped the bleeding with a 11-play, 75-yard drive, when Adkins found a streaking Robert Downs III for a 35-yard touchdown strike.

Down, 24-7, the Aggies rounded out the third quarter with a 46-yard field goal by Dylan Brown.

The Aztecs, however, answered with an 8-play, 75-yard drive, culminating with an 18-yard touchdown run by Bell for the final points of the game.

NMSU got all the way to the SDSU 19 on its ensuing drive, but Adkins' pass to Jared Wyatt on fourth-and-12 was incomplete.

New Mexico State tried one more time to close the gap late in the fourth quarter when Adkins found Shea Holebrook on first-and-10 on the San Diego State 34-yard line. Hall, however, knocked the ball out of Holebrook's hands. Tariq Thompson picked up the ball and ran it all the way to the Aggie 30, effectively sealing the Aztecs' victory.

SDSU improved to 3-0 for the third time in the last four seasons.

**>>SCORING SUMMARY**

Qtr	Time	Team	Scoring Play	Plays	TOP	Score
1st	10:18	SDSU	Bellinger 2-yd pass f. Agnew (Araiza kick)	3-3	1:24	7-0
2nd	9:55	SDSU	Byrd 1-yd run (Araiza kick)	12-80	6:37	14-0
2nd	0:01	SDSU	Araiza 40-yd field goal	6-26	1:00	17-0
3rd	8:43	SDSU	Byrd 7-yd run (Araiza kick)	2-29	0:32	24-0
3rd	4:55	NMSU	Downs III 35-yd pass f. Adkins (Brown kick)	11-75	3:48	24-7
3rd	0:23	NMSU	Brown 46-yd field goal	7-46	2:11	24-10
4th	11:11	SDSU	Bell 18-yd run (Araiza kick)	8-75	4:23	31-10

**INDIVIDUAL STATISTICS**

**>>SAN DIEGO STATE**

Rushing	Att	Yds	TD	Long	Avg
Byrd	22	118	2	16	5.4
Bell, C.	17	116	1	22	6.8
Jasmin	5	29	0	14	5.8
Agnew	3	18	0	7	6.0
<b>Totals</b>	<b>47</b>	<b>281</b>	<b>3</b>	<b>22</b>	<b>6.0</b>

Passing	C-A-I	Yds	TD	Long	Sack
Agnew	17-26-1	116	1	14	0
<b>Totals</b>	<b>17-26-1</b>	<b>116</b>	<b>1</b>	<b>14</b>	<b>0</b>

Receiving	No.	Yds	TD	Long
Kothe	4	34	0	14
Matthews	4	31	0	10
Smith, K.	3	26	0	13
Byrd	3	6	0	4
Bellinger	2	16	1	14
Houston	1	3	0	3
<b>Totals</b>	<b>17</b>	<b>116</b>	<b>1</b>	<b>14</b>

**>>NEW MEXICO STATE**

Rushing	Att	Yds	TD	Long	Avg
Huntley	8	36	0	22	4.5
Gibson	2	8	0	11	4.0
Mitchell	1	7	0	7	7.0
Adkins	13	-26	0	7	-2.0
<b>Totals</b>	<b>24</b>	<b>25</b>	<b>0</b>	<b>22</b>	<b>1.0</b>

Passing	C-A-I	Yds	TD	Long	Sack
Adkins	26-41-2	299	1	35	6
<b>Totals</b>	<b>26-41-2</b>	<b>299</b>	<b>1</b>	<b>35</b>	<b>6</b>

Receiving	No.	Yds	TD	Long
Nicholson	7	78	0	20
Clark	6	52	0	14
Lottie	5	29	0	9
Huntley	3	27	0	18
Downs III	1	35	1	35
Wyatt	1	35	0	35
Mitchell	1	34	0	34
Holebrook	1	9	0	9
Dan	1	0	0	9
<b>Totals</b>	<b>26</b>	<b>299</b>	<b>1</b>	<b>35</b>

Game 4

UTAH STATE	7	13	3	0	-	23
SAN DIEGO STATE	3	0	0	14	-	17

Sept. 21 | SDCCU Stadium | San Diego, Calif. | 7:37 p.m. PT | Attendance: 27,367



TEAM STATISTICS

	USU	SDSU
<b>FIRST DOWNS</b>	23	25
Rushing	6	10
Passing	16	14
Penalty	1	1
<b>NET YARDS RUSHING</b>	82	91
Rushing Attempts	27	46
Average Per Rush	3.0	2.0
Rushing Touchdowns	1	0
Yards Gained Rushing	97	174
Yards Lost Rushing	15	83
<b>NET YARDS PASSING</b>	293	281
Completions-Attempts-Int	30-47-0	20-37-1
Average Per Attempt	6.2	7.6
Average Per Completion	9.8	14.1
Passing Touchdowns	0	2
<b>TOTAL OFFENSE YARDS</b>	375	372
Total offense plays	74	83
Average Gain Per Play	5.1	4.5
<b>Fumbles: Number-Lost</b>	2-0	2-0
<b>Penalties: Number-Yards</b>	3-30	7-61
<b>PUNTS-YARDS</b>	4-159	4-157
Average Yards Per Punt	39.8	39.2
Net Yards Per Punt	36.5	39.2
Inside 20	2	1
50+ Yards	1	1
Touchbacks	0	0
Fair catch	2	1
<b>KICKOFFS-YARDS</b>	6-351	4-244
Average Yards Per Kickoff	58.5	61.0
Net Yards Per Kickoff	39.7	40.0
Touchbacks	1	1
Fair Catch Yards	0	0
<b>Punt returns: Number-Yards-TD</b>	0-0-0	2-13-0
Average Per Return	0.0	6.5
<b>Kickoff returns: Number-Yds-TD</b>	3-59-0	5-88-0
Average Per Return	19.7	17.6
<b>Interceptions: Number-Yds-TD</b>	1-48-1	0-0-0
<b>Fumble Returns: Number-Yds-TD</b>	0-0-0	0-0-0
Miscellaneous Yards	0	0
<b>Possession Time</b>	23:05	36:55
1st Quarter	3:19	11:41
2nd Quarter	6:25	8:35
3rd Quarter	7:07	7:53
4th Quarter	6:14	8:46
<b>Third-Down Conversions</b>	8 of 16	8 of 19
<b>Fourth-Down Conversions</b>	0 of 0	2 of 4
<b>Red-Zone Scores-Chances</b>	4-5	2-3
Touchdowns	1-5	1-3
Field goals	3-5	1-3
<b>Sacks By: Number-Yards</b>	4-58	0-0
<b>PAT Kicks</b>	2-2	2-2
<b>Field Goals</b>	3-4	1-1
<b>Points off turnovers</b>	7	0

▶▶ GAME NOTES

Streaks Snapped

- 13-game winning streak in the month of September (only trailed Clemson (21) and Alabama (18) for the longest active streak in the country)
- 10-game winning streak against Utah State (the 10-game winning streak was the longest active streak for the Aztecs against any current FBS opponent). SDSU is now 12-2 all-time against the Aggies.
- 6-game winning streak in conference openers
- 5-game winning streak against teams in the Mountain time zone
- 3-game winning streak against teams from the state of Utah

Team Notes

- SDSU has still won 21 of its last 31 (21-10) games, 28 of its last 40 (28-12), 41 of its last 54 (41-13) and 42 since the 2015 season (42-16).
- San Diego State dropped to 34-6 the last 40 times it had more time of possession than its opponent.
- The Aztecs held Utah State to 23 points (16 which came from the offense and special teams), its fewest in a game since a 26-20 loss vs. New Mexico State in the 2017 Arizona Bowl on Dec. 27. If you take away the seven points from the interception return for a touchdown, the Aggies' 16 points were their fewest since a 41-14 loss to Boise State on Oct. 28, 2017.
- SDSU held USU to its fewest yards (375) of the season and fewest since a 310-yard effort at Colorado State on Nov. 17, 2018.

Trends

- SDSU scored on its opening drive for the first time since Oct. 27, 2018 at Nevada.
- San Diego State's 16-play scoring drive to take a 3-0 lead was its longest since a 17-play drive vs. San José State on Oct. 20, 2018.

Aztecs Fall to Utah State, 23-17

SAN DIEGO — San Diego State had its three-game winning streak halted on Saturday after dropping a 23-17 decision to Utah State in the Mountain West opener for both teams at SDCCU Stadium.

Despite maintaining a sizeable advantage in time of possession (36:55-23:05) and a slight edge in first downs (25-23), the Aztecs were unable to overcome a 23-3 deficit, falling for just the second time in 14 all-time meetings vs. the Aggies.

Ryan Agnew completed 20 of 37 passes for 281 yards and two touchdowns but threw a costly pick-six on SDSU's second possession of the game, forcing the Scarlet and Black to play catch-up for the remainder of the contest.

Still, the Aztecs had a chance to win late, scoring a pair of fourth-quarter touchdowns on fourth-down plays before their final drive was snuffed out.

San Diego State looked to establish control early from the opening kickoff, marching 70 yards in 16 plays to the Utah State 5 before settling for a 22-yard Matt Araiza field goal at the 7:18 mark of the first quarter.

SDSU got the ball back after forcing a quick three-and-out, setting up shop at its own 36. Just three plays later, however, USU's Shaq Bond intercepted an Agnew pass and cut across the field through a swarm of would-be tacklers, sprinting down the left sideline into the end zone to put the visitors on top 7-3 with 6:55 to go in the opening period.

The Aggies increased their advantage to 13-3 in the second quarter on a pair of field goals by Dominik Eberle, who split the uprights from 30 and 29 yards out, respectively.

With halftime rapidly approaching, Utah State regained possession once again after yielding just one first down on the Aztecs' ensuing drive. The Aggies needed just 44 seconds to cover 70 yards in seven plays, capped by Jaylin Warren's 11-yard burst into the end zone that upped the margin to 20-3.

Incredibly, the Aztecs more than doubled the Aggies in time of possession but still trailed by 17 points heading into the locker room.

USU took the opening kickoff of the second half and advanced to the Aztec 15 before Eberle kicked a 32-yard field goal to give the Aggies a seemingly comfortable 23-3 cushion with just over four minutes elapsed in the third quarter.

Unfazed, the Aztecs began their belated comeback attempt with another lengthy 79-yard march early in the fourth quarter, but it wasn't easy. Facing a third-and-27 from the Aggie 36, Agnew completed a 11-yard strike to Jasmin before buying enough time on a subsequent scramble to find a wide-open Kobe Smith for a 25-yard touchdown pass that trimmed the deficit to 23-10.

San Diego State ceded just one first down on the next Utah State drive before getting the ball back at its own nine-yard line following a punt with 8:22 left in the game. From there Agnew quickly went to work, connecting with Smith for 20 yards, while Jesse Matthews made a circus catch for another 20 yards just two plays later. Facing a fourth-and-5 shortly thereafter, Isaiah Richardson got behind the Aggie secondary for an electrifying 49-yard touchdown reception, which suddenly tightened the score to 23-17 with 5:14 remaining.

USU had a chance to ice the game; however, Eberle's 42-yard field goal sailed wide right, giving the Aztecs one last shot with 1:18 to go.

SDSU gained 14 yards Smith's first-down reception but after three straight incompletions, the Aztecs turned the ball over on an intentional grounding play that dashed their comeback hopes.

Smith finished with seven catches for 102 yards, including his touchdown grab, while Bell gained 63 yards on 18 carries to pace the Aztec ground game.

On the other side of the ball, Darren Hall led the Scarlet and Black with nine tackles, including seven solo stops, while Kyahva Tezino made eight tackles of his own.

>>> SCORING SUMMARY

Qtr	Time	Team	Scoring Play	Plays	TOP	Score
1st	7:49	SDSU	Araiza 22-yd field goal	16-70	7:11	0-3
1st	6:00	USU	Bond 48-yd interception return (Eberle kick)	0-0	4:00	7-3
2nd	13:08	USU	Eberle 30-yd field goal	15-75	4:17	10-3
2nd	3:27	USU	Eberle 29-yd field goal	8-38	2:01	13-3
2nd	0:36	USU	Warren 11-yd run (Eberle kick)	7-80	0:39	20-3
3rd	10:53	USU	Eberle 32-yd field goal	13-57	4:00	23-3
4th	10:03	SDSU	K. Smith 25-yd pass f. Agnew (Araiza kick)	13-79	6:11	23-10
4th	5:19	SDSU	Richardson 49-yd pass f. Agnew (Araiza kick)	8-91	3:03	23-17

INDIVIDUAL STATISTICS

>>> UTAH STATE

Rushing	Att	Yds	TD	Long	Avg
Warren	17	74	1	12	4.4
Bright	6	18	0	12	3.0
Team	1	-1	0	0	-1.0
Love	3	-9	0	0	-3.0
<b>Totals</b>	<b>27</b>	<b>82</b>	<b>1</b>	<b>12</b>	<b>3.0</b>

Passing	C-A-I	Yds	TD	Long	Sack
Love	30-47-0	293	0	48	0
<b>Totals</b>	<b>30-47-0</b>	<b>293</b>	<b>0</b>	<b>48</b>	<b>0</b>

>>> SAN DIEGO STATE

Rushing	Att	Yds	TD	Long	Avg
Bell, C.	18	63	0	12	3.5
Jasmin	9	33	0	14	3.7
Byrd	10	20	0	6	2.0
Matthews	1	7	0	7	7.0
Agnew	8	-32	0	13	-4.0
<b>Totals</b>	<b>46</b>	<b>91</b>	<b>0</b>	<b>14</b>	<b>2.0</b>

Passing	C-A-I	Yds	TD	Long	Sack
Agnew	20-37-1	281	2	49	4
<b>Totals</b>	<b>20-37-1</b>	<b>281</b>	<b>2</b>	<b>49</b>	<b>4</b>

Receiving	No.	Yds	TD	Long
Mariner	7	74	0	16
Scarver	5	90	0	48
Terrell	4	33	0	12
Nathan	4	20	0	12
Warren	3	40	0	30
Repp	3	23	0	9
Thompkins	2	2	0	2
Compton	1	14	0	14
Bright	1	-3	0	0
<b>Totals</b>	<b>30</b>	<b>293</b>	<b>0</b>	<b>48</b>

Receiving	No.	Yds	TD	Long
Smith, K.	7	102	1	25
Richardson	3	65	1	49
Bell, C.	3	31	0	20
Kothe	2	30	0	15
Dedeaux	2	18	0	12
Jasmin	2	15	0	11
Matthews	1	20	0	20
<b>Totals</b>	<b>20</b>	<b>281</b>	<b>2</b>	<b>49</b>

Game 5

<b>SAN DIEGO STATE</b>	<b>3</b>	<b>7</b>	<b>7</b>	<b>7</b>	<b>-</b>	<b>24</b>
<b>COLORADO STATE</b>	<b>3</b>	<b>0</b>	<b>0</b>	<b>7</b>	<b>-</b>	<b>10</b>

Oct. 5 | Canvas Stadium | Fort Collins, Colo. | 8:02 p.m. MT | Attendance: 29,767



**TEAM STATISTICS**

	SDSU	CSU
<b>FIRST DOWNS</b>	14	13
Rushing	6	2
Passing	7	8
Penalty	1	3
<b>NET YARDS RUSHING</b>	91	18
Rushing Attempts	43	25
Average Per Rush	2.1	0.7
Rushing Touchdowns	0	0
Yards Gained Rushing	126	55
Yards Lost Rushing	35	37
<b>NET YARDS PASSING</b>	147	217
Completions-Attempts-Int	16-20-0	19-32-3
Average Per Attempt	7.3	6.8
Average Per Completion	9.2	11.4
Passing Touchdowns	3	1
<b>TOTAL OFFENSE YARDS</b>	238	235
Total offense plays	63	57
Average Gain Per Play	3.8	4.1
<b>Fumbles: Number-Lost</b>	0-0	1-1
<b>Penalties: Number-Yards</b>	7-55	5-33
<b>PUNTS-YARDS</b>	8-356	5-258
Average Yards Per Punt	44.5	51.6
Net Yards Per Punt	43.9	44.6
Inside 20	3	1
50+ Yards	3	3
Touchbacks	0	1
Fair catch	3	2
<b>KICKOFFS-YARDS</b>	5-300	3-136
Average Yards Per Kickoff	60.0	45.3
Net Yards Per Kickoff	40.0	26.0
Touchbacks	4	1
Fair Catch Yards	0	0
<b>Punt returns: Number-Yards-TD</b>	2-15-0	3-5-0
Average Per Return	7.5	1.7
<b>Kickoff returns: Number-Yds-TD</b>	2-33-0	0-0-0
Average Per Return	16.5	0.0
<b>Interceptions: Number-Yds-TD</b>	3-5-0	0-0-0
<b>Fumble Returns: Number-Yds-TD</b>	0-0-0	0-0-0
Miscellaneous Yards	0	0
<b>Possession Time</b>	34:49	25:11
1st Quarter	8:17	6:43
2nd Quarter	5:22	9:38
3rd Quarter	9:13	5:47
4th Quarter	11:57	38:03
<b>Third-Down Conversions</b>	3 of 14	4 of 13
<b>Fourth-Down Conversions</b>	1 of 2	0 of 2
<b>Red-Zone Scores-Chances</b>	4-4	2-3
Touchdowns	3-4	1-3
Field goals	1-4	1-3
<b>Sacks By: Number-Yards</b>	4-19	4-24
<b>PAT Kicks</b>	3-3	1-1
<b>Field Goals</b>	1-1	1-1
<b>Points off turnovers</b>	14	0

**▶▶ GAME NOTES**

**Big Notes**

- San Diego State is one of only two teams in FBS to be undefeated on the road this season with three road wins (SMU).
- The Aztecs have won their first three road games for just the second time in the last 38 seasons (2017).
- SDSU improved to 15-5 (.750) in road games since the start of the 2016 campaign. The 15 road victories since 2016 only trail Clemson's 16.
- Luq Barcoo recorded three interceptions in consecutive plays, the most interceptions by an Aztec since current Atlanta Falcon Damontae Kazee had three vs. San Diego on Sept. 5, 2015.
- Dating back to at least 2012, Barcoo is the first FBS player with an interception in three consecutive plays.
- Barcoo is also the first player with an interception in three straight drives since Nevada's Dameron Baber did so on Nov. 5, 2015 vs. Fresno State.
- Barcoo's three interceptions are the most in a game this season in the FBS.
- San Diego State won its seventh consecutive game in the Mountain Time Zone, which is the longest active streak in FBS play (since 1980).
- The Aztecs improved to 8-1 in the Mountain Time Zone since 2016. SDSU's .889 winning percentage in road MTZ games since 2016 is the second best in the nation over that span (min. 5 GP), trailing only Stanford (5-0, 1.000).
- SDSU has allowed just 61 points through the first five games of the season, which is the sixth-fewest allowed through the first five games in their DI history (since 1969).
- If you take away a pick 6 from the offense, the 54 points allowed are the third-fewest allowed through five games.
- San Diego State held Colorado State to just 18 rushing yards, its fewest in a game since recording 12 vs. No. 23 Utah on Dec. 20, 2014. It was the fewest the Rams have gained on the ground against an unranked team since gaining one yard vs. Miami (OH) on Sept. 18, 2010.
- The Aztecs held CSU to 235 yards of total offense, its fewest in a game since 225 vs. Colorado on Sept. 2, 2016.

**Aztecs Stymie Colorado State, 24-10**

FORT COLLINS, Colo. -- San Diego State forced four turnovers, including three interceptions by Luq Barcoo, and used an efficient game by quarterback Ryan Agnew in a 24-10 win over Colorado State in Fort Collins, Colo.

Amazingly, Barcoo's three interceptions came on three straight Ram (1-5, 0-2 MW) offensive snaps. He became the first player in FBS play since at least 2012 to record an interception in three straight plays. The three interceptions were also the most by an Aztec (4-1, 1-1 MW) since current Atlanta Falcon Damontae Kazee had three vs. San Diego on Sept. 5, 2015.

SDSU limited the high-powered CSU offense, which came into the weekend averaging 501 yards per game, to just 235 yards of total offense, including only 18 yards on the ground. The 235 yards were Colorado State's fewest in a game since gaining 225 vs. Colorado on Sept. 2, 2016, while the 18 yards were the fewest in a game since recording 12 vs. No. 23 Utah on Dec. 20, 2014. The 18 yards were also the Rams' fewest gained on the ground against an unranked team since gaining one yard vs. Miami (OH) on Sept. 18, 2010.

Agnew, meanwhile, was 16-for-20 for 147 yards and three touchdowns without throwing an interception. He set career highs in completion percentage (80.0) and pass efficiency rating (191.24), and tied a career best with three touchdown passes. The game marked just the eighth time this decade that a San Diego State quarterback had thrown at least three touchdowns in a game without an interception.

Agnew's most targeted receiver was Kobe Smith. Smith finished with seven catches for 102 yards and two touchdowns, becoming the first Aztec with back-to-back 100-yard receiving games since Ezell Ruffin did it three straight games in 2013.

SDSU jumped out to an early lead thanks to a pair of long passes by Agnew to Smith. San Diego State opened the game with a 42-yard pass and Agnew later found Smith for a 18-yard gain. The Aztecs, however, stalled inside the CSU 10 and were forced to settle for a 22-yard field goal by Matt Araiza.

Colorado State tied it later in the first quarter on a 36-yard field goal by Cayden Camper.

SDSU regained its lead on its first drive of the second quarter when Agnew found Smith for a 7-yard touchdown strike.

After exchanging punts, the Rams later put together the longest drive of the game in terms of minutes, going 95 yards on 17 plays, covering 7 minutes, 36 seconds. With a second-and-goal from the San Diego State 1, the Aztec defense stood tall, stopping CSU on three straight rushing attempts to keep its 10-3 lead.

In the first play of the third quarter, SDSU's Kyahva Tezino burst through the line and stuffed Colorado State running back Marvin Kinsey Jr. for a 5-yard loss, dislodging the ball in the process. Dwayne Johnson Jr. quickly pounced on the loose ball, setting up the San Diego State offense on the Ram 11-yard line. Three players later Agnew found Smith in the corner of the end zone to put the Aztecs on top, 17-3.

Late in the third quarter, CSU quarterback Patrick O'Brien was picked off by Barcoo. Justice McCoy replaced O'Brien on Colorado State's next drive, but Barcoo was able to outjump Nikko Hall for his second interception of the game.

The Aztecs took advantage of the turnover with a 5-play, 39-yard drive, culminating with a 3-yard pass from Agnew to Juwan Washington to make it 24-3, SDSU.

On the Rams' ensuing drive, McCoy was picked off for a second time by Barcoo, making it three straight snaps that Barcoo intercepted CSU quarterbacks.

Late in the fourth quarter, Colorado State used three quick passes by O'Brien for 74 yards, including a 13-yard touchdown by O'Brien to Nate Craig-Myers to close the gap to 24-10.

It appeared San Diego State's Washington scored on a third-and-goal from the 5, but the senior returning for the first time since Sept. 7 at UCLA was ruled down on the Ram 1. Washington was then stopped on the fourth-down try, making the final score 24-10.

Tezino had a season-high 13 tackles to lead the Aztec defense, including an 11-yard sack, 2.5 tackles for loss and a forced fumble. Barcoo added six tackles (four solo), three interceptions and a pass breakup.

SDSU has won its first three road games for just the second time since the start of the 2016 campaign.

**>>> SCORING SUMMARY**

Qtr	Time	Team	Scoring Play	Plays	TOP	Score
1st	11:37	SDSU	Araiza 22-yd field goal	7-61	3:23	3-0
1st	4:21	CSU	Camper 36-yd field goal	7-52	3:32	3-3
2nd	12:19	SDSU	K. Smith 8-yd pass f. Agnew (Araiza kick)	6-46	2:42	10-3
3rd	13:35	SDSU	K. Smith 8-yd pass f. Agnew (Araiza kick)	3-11	1:10	17-3
4th	13:07	SDSU	Washington 3-yd pass f. Agnew (Araiza kick)	5-39	2:22	24-3
4th	5:55	CSU	Craig-Myers 13-yd pass f. O'Brien (Camper kick)	3-74	1:00	24-10

**INDIVIDUAL STATISTICS**

**>>> SAN DIEGO STATE**

Rushing	Att	Yds	TD	Long	Avg
Washington	22	85	0	14	3.9
Bell	3	13	0	8	4.3
Jasmin	2	11	0	10	5.5
Busbee	1	2	0	2	2.0
Byrd	9	0	0	4	0.0
Agnew	6	-20	0	3	-3.3
<b>Totals</b>	<b>43</b>	<b>91</b>	<b>0</b>	<b>14</b>	<b>2.1</b>

Passing	C-A-I	Yds	TD	Long	Sack
Agnew	16-20-0	147	3	42	4
<b>Totals</b>	<b>16-20-0</b>	<b>147</b>	<b>3</b>	<b>42</b>	<b>4</b>

Receiving	No.	Yds	TD	Long
Smith, K.	7	102	2	42
Washington	2	17	1	14
Matthews	2	16	0	8
Bell	2	6	0	10
Houston	1	7	0	7
Richardson	1	5	0	5
Byrd	1	-5	0	0
<b>Totals</b>	<b>16</b>	<b>147</b>	<b>3</b>	<b>42</b>

**>>> COLORADO STATE**

Rushing	Att	Yds	TD	Long	Avg
McElroy	11	33	0	11	3.0
Wright	1	3	0	3	3.0
Hunter	2	3	0	3	1.5
Kinsey Jr.	6	-8	0	4	-1.3
O'Brien	5	-13	0	6	-2.6
<b>Totals</b>	<b>25</b>	<b>18</b>	<b>0</b>	<b>11</b>	<b>0.7</b>

Passing	C-A-I	Yds	TD	Long	Sack
O'Brien	19-30-1	217	1	57	4
McCoy	0-2-2	0	0	0	0
<b>Totals</b>	<b>19-32-3</b>	<b>217</b>	<b>1</b>	<b>57</b>	<b>4</b>

Receiving	No.	Yds	TD	Long
Wright	6	80	0	57
Craig-Myers	4	68	1	41
Kinsey Jr.	3	33	0	20
Hall	2	24	0	19
Hunter	2	0	0	4
Prentice	1	7	0	7
McBride	1	5	0	5
<b>Totals</b>	<b>19</b>	<b>217</b>	<b>1</b>	<b>57</b>

**Game 6**

<b>WYOMING</b>	<b>0</b>	<b>14</b>	<b>0</b>	<b>8</b>	<b>-</b>	<b>22</b>
<b>SAN DIEGO STATE</b>	<b>3</b>	<b>3</b>	<b>13</b>	<b>7</b>	<b>-</b>	<b>26</b>

Oct. 12 | SDCCU Stadium | San Diego, Calif. | 7:37 p.m. PT | Attendance: 28,758



**TEAM STATISTICS**

	WYO	SDSU
<b>FIRST DOWNS</b>	11	21
Rushing	6	8
Passing	4	10
Penalty	1	3
<b>NET YARDS RUSHING</b>	157	120
Rushing Attempts	39	36
Average Per Rush	4.0	3.3
Rushing Touchdowns	2	1
Yards Gained Rushing	165	132
Yards Lost Rushing	8	12
<b>NET YARDS PASSING</b>	109	209
Completions-Attempts-Int	5-14-1	21-32-0
Average Per Attempt	7.8	6.5
Average Per Completion	21.8	10.0
Passing Touchdowns	1	2
<b>TOTAL OFFENSE YARDS</b>	266	329
Total offense plays	53	68
Average Gain Per Play	5.0	4.8
<b>Fumbles: Number-Lost</b>	1-1	0-0
<b>Penalties: Number-Yards</b>	6-70	5-40
<b>PUNTS-YARDS</b>	5-240	4-197
Average Yards Per Punt	48.0	49.2
Net Yards Per Punt	43.8	42.2
Inside 20	1	1
50+ Yards	2	3
Touchbacks	0	0
Fair catch	1	0
<b>KICKOFFS-YARDS</b>	4-249	6-390
Average Yards Per Kickoff	62.2	65.0
Net Yards Per Kickoff	40.2	40.0
Touchbacks	1	6
Fair Catch Yards	0	0
<b>Punt returns: Number-Yards-TD</b>	3-28-0	3-21-0
Average Per Return	9.3	7.0
<b>Kickoff returns: Number-Yds-TD</b>	0-0-0	3-63-0
Average Per Return	0.0	21.0
<b>Interceptions: Number-Yds-TD</b>	0-0-0	1-0-0
<b>Fumble Returns: Number-Yds-TD</b>	0-0-0	0-0-0
<b>Miscellaneous Yards</b>	0	0
<b>Possession Time</b>	26:37	33:23
1st Quarter	7:24	7:36
2nd Quarter	8:17	6:43
3rd Quarter	5:06	9:54
4th Quarter	5:50	9:10
<b>Third-Down Conversions</b>	5 of 12	7 of 16
<b>Fourth-Down Conversions</b>	2 of 2	2 of 2
<b>Red-Zone Scores-Chances</b>	3-3	4-4
Touchdowns	3-3	3-4
Field goals	0-3	1-4
<b>Sacks By: Number-Yards</b>	0-0	1-3
<b>PAT Kicks</b>	2-2	2-2
<b>Field Goals</b>	0-0	2-3
<b>Points off turnovers</b>	0	0

**▶▶ GAME NOTES**

**Big Notes**

- San Diego State improved to 5-1 overall and 2-1 in Mountain West play.
- The Aztecs have won five of their first six games for the fourth consecutive season (2016: 5-1, 2017: 6-0, 2018: 5-1 and 2019: 5-1).
- SDSU is one of only five teams to win at least five of their first six games each of the past four seasons, joining Alabama, Clemson, Michigan and Ohio State.
- The Aztecs overcame their largest deficit to win (11 points) since overcoming a 14-point deficit to win at San José State (34-30) on Nov. 9, 2013.
- San Diego State overcame a double-digit deficit to win (11 points) for the 40th time in its Division I history (since 1969).
- This was the 22nd second-half comeback for the Aztecs under Rocky Long, the most in their DI history (No. 2 is Claude Gilbert at 13).
- Quarterback Ryan Agnew recorded his fourth second-half comeback victory, tied for the fifth most in SDSU's DI era.
- The Aztecs have won the sixth game in each of the last 10 seasons (2010-19), which is the third-longest streak nationally.
- San Diego State is 5-1 the last six regular-season games in which its opponent has had a bye entering the game.

**Team Notes**

- SDSU held Wyoming to 266 total yards, its fewest in a game since gaining 221 at Fresno State on Oct. 13, 2018.
- The Aztecs held the Cowboys to just 11 first downs, their fewest since also recording 11 to Boise State on Sept. 29, 2018.
- San Diego State allowed only 92 total yards in the second half, including just 28 on the ground.
- The Aztecs improved to 29-1 the last 30 times and 49-5 in the Rocky Long era when they had fewer turnovers than their opponent.

**Aztecs Rally Past Wyoming, 26-22**

**SAN DIEGO** — Ryan Agnew hit Daniel Bellinger on a 12-yard pass for the go-ahead touchdown with 2:09 remaining, as San Diego State rallied for a 26-22 victory over Wyoming at SDCCU Stadium.

Juwan Washington also scored two touchdowns in the third quarter on a 15-yard reception and a 10-yard run to help the Aztecs erase a 14-3 first-half deficit.

With the victory, SDSU took over sole possession of first place in the MW West Division, improving to 5-1 overall and 2-1 in conference, while the Cowboys slipped to 4-2 on the season and 1-1 in the league's Mountain Division.

Wyoming grabbed a 22-19 lead with 6:49 left in the fourth quarter on a 19-yard touchdown pass from Sean Chambers to Raghil Ismail Jr., capping a 10-play, 79-yard drive that began when the Aztecs' Matt Araiza missed a 38-yard field goal attempt at the 11:44 mark of the period.

Unfazed, SDSU ran 4:34 off the clock on their game-winning march, covering 76 yards in nine plays, highlighted by an 18-yard dump pass to fullback Isaac Lessard and an over-the-shoulder catch by Bellinger on a third-and-6 play that gave the hosts a first down at the Cowboy 26.

Five plays later on second-and-8 from the Wyoming 12, Agnew scrambled left and threw a cross-field pass to a sliding Bellinger in the middle of the end zone for the decisive score.

On the ensuing possession, Wyoming advanced to its own 40 after Chambers connected with Ismail for 15 yards on fourth-and-10. Two plays later, Chambers went for broke, launching a deep pass down the middle intended for wide receiver Gunner Gentry. However, Luq Barcoo intercepted the overthrown ball at the Aztec 13 with 1:20 left.

Following the turnover, two runs by Washington gained only yard, but Agnew then called his own number, scrambling left for 11 yards on a naked bootleg that appeared doomed by an early snap for the game-clinching first down.

Agnew finished with 209 yards and two touchdowns on 21-for-32 passing while adding 42 yards on the ground. In addition, Washington led all players with 84 yards rushing on 23 carries, while Jesse Matthews posted game highs of six receptions for 73 yards.

SDSU drew first blood with 43 seconds left in the first quarter on Araiza's career-long 47-yard field goal that punctuated a 7-play, 40-yard march.

However, Wyoming seized momentum with two touchdowns on consecutive possessions in the second period, as Chambers finished off both drives with a pair of 1-yard scoring runs, giving the visitors a 14-3 advantage.

With time winding down in the half, The Aztecs trimmed the margin to 14-6 on Araiza's 32-yard field goal at the 1:11 mark to complete a 10-play, 56-yard drive.

Agnew connected with Matthews three times for 31 yards on the Aztecs' first drive of the second half before finding Washington all alone in the right flat on a 15-yard scoring pass that narrowed the gap to 14-13.

After forcing a 3-and-out, SDSU began another lengthy march, culminating in Washington's 10-yard scamper around left end with 1:28 to go in the third quarter.

Dwayne Johnson Jr. led the Aztec defense with eight tackles, including four solo stops, while Myles Cheatum, Cameron Thomas and Yahvah Tezino finished with six each. In addition, Darren Hall had two pass breakups on Wyoming's final drive.

With the victory, San Diego State overcame their largest deficit to win (11 pts) since climbing out of a 14-point hole to beat San José State 34-30 in Silicon Valley on Nov. 9, 2013. Additionally, Saturday's victory marked the 22nd second-half comeback for the Aztecs under head coach Rocky Long, the most in their Division I history.

**>>>SCORING SUMMARY**

Qtr	Time	Team	Scoring Play	Plays	TOP	Score
1st	0:43	SDSU	Araiza 47-yd field goal	7-40	3:22	0-3
2nd	13:03	WYO	Chambers 1-yd run (Rothe kick)	6-75	2:40	7-3
2nd	5:30	WYO	Chambers 1-yd run (Rothe kick)	9-54	5:09	14-3
2nd	1:11	SDSU	Araiza 32-yd field goal	10-56	4:14	14-6
3rd	7:48	SDSU	Washington 15-yd pass f. Agnew (Araiza kick)	12-69	5:07	14-13
3rd	1:28	SDSU	Washington 10-yd run (Agnew pass failed)	9-63	4:47	14-19
4th	6:49	WYO	Ismail Jr. 19-yd pass f. Chambers (Chambers rush)	10-79	4:55	22-19
4th	2:09	SDSU	Bellinger 12-yd pass f. Agnew (Araiza kick)	9-76	4:34	22-26

**INDIVIDUAL STATISTICS**

**>>>WYOMING**

Rushing	Att	Yds	TD	Long	Avg
Valladay	16	73	0	26	4.6
Chambers	13	49	2	21	3.8
Swen	10	35	0	9	3.5
<b>Totals</b>	<b>39</b>	<b>157</b>	<b>2</b>	<b>26</b>	<b>4.0</b>

Passing	C-A-I	Yds	TD	Long	Sack
Chambers	5-14-1	109	1	45	1
<b>Totals</b>	<b>5-14-1</b>	<b>109</b>	<b>1</b>	<b>45</b>	<b>1</b>

Receiving	No.	Yds	TD	Long
Ismail Jr.	2	34	1	19
Gentry	1	45	0	45
Swen	1	24	0	24
Conway	1	6	0	6
<b>Totals</b>	<b>5</b>	<b>109</b>	<b>1</b>	<b>45</b>

**>>>SAN DIEGO STATE**

Rushing	Att	Yds	TD	Long	Avg
Washington	23	84	1	18	3.7
Agnew	9	42	0	11	4.7
Byrd	1	0	0	0	0.0
Busbee	1	-2	0	0	-2.0
Jasmin	1	-2	0	0	-2.0
Team	1	-2	0	0	-2.0
<b>Totals</b>	<b>36</b>	<b>120</b>	<b>1</b>	<b>18</b>	<b>3.3</b>

Passing	C-A-I	Yds	TD	Long	Sack
Agnew	21-32-0	209	2	28	0
<b>Totals</b>	<b>21-32-0</b>	<b>209</b>	<b>2</b>	<b>28</b>	<b>0</b>

Receiving	No.	Yds	TD	Long
Matthews	6	73	0	25
Smith, K.	5	39	0	19
Washington	4	28	1	15
Bellinger	2	40	1	28
Busbee	2	6	0	7
Lessard	1	18	0	18
Houston	1	5	0	5
<b>Totals</b>	<b>21</b>	<b>209</b>	<b>2</b>	<b>28</b>

Game 7

<b>SAN DIEGO STATE</b>	<b>7</b>	<b>6</b>	<b>14</b>	<b>0</b>	<b>-</b>	<b>27</b>
<b>SAN JOSE STATE</b>	<b>7</b>	<b>0</b>	<b>3</b>	<b>7</b>	<b>-</b>	<b>17</b>

Oct. 19 | CEFCU Stadium | San Jose, Calif. | 4:06 p.m. PT | Attendance: 18,285



**TEAM STATISTICS**

	<b>SDSU</b>	<b>SJSU</b>
<b>FIRST DOWNS</b>	<b>22</b>	<b>15</b>
Rushing	14	4
Passing	7	9
Penalty	1	2
<b>NET YARDS RUSHING</b>	<b>260</b>	<b>54</b>
Rushing Attempts	55	17
Average Per Rush	4.7	3.2
Rushing Touchdowns	2	0
Yards Gained Rushing	285	65
Yards Lost Rushing	25	11
<b>NET YARDS PASSING</b>	<b>88</b>	<b>218</b>
Completions-Attempts-Int	13-20-0	19-36-1
Average Per Attempt	4.4	6.1
Average Per Completion	6.8	11.5
Passing Touchdowns	0	2
<b>TOTAL OFFENSE YARDS</b>	<b>348</b>	<b>272</b>
Total offense plays	75	53
Average Gain Per Play	4.6	5.1
<b>Fumbles: Number-Lost</b>	<b>0-0</b>	<b>0-0</b>
<b>Penalties: Number-Yards</b>	<b>12-85</b>	<b>1-15</b>
<b>PUNTS-YARDS</b>	<b>5-229</b>	<b>6-258</b>
Average Yards Per Punt	45.8	43.0
Net Yards Per Punt	44.2	41.2
Inside 20	4	2
50+ Yards	2	1
Touchbacks	0	0
Fair catch	0	2
<b>KICKOFFS-YARDS</b>	<b>6-347</b>	<b>3-147</b>
Average Yards Per Kickoff	57.8	49.0
Net Yards Per Kickoff	38.3	8.7
Touchbacks	4	0
Fair Catch Yards	0	0
<b>Punt returns: Number-Yards-TD</b>	<b>2-11-0</b>	<b>1-8-0</b>
Average Per Return	5.5	8.0
<b>Kickoff returns: Number-Yds-TD</b>	<b>2-121-1</b>	<b>1-17-0</b>
Average Per Return	60.5	17.0
<b>Interceptions: Number-Yds-TD</b>	<b>1-11-0</b>	<b>0-0-0</b>
<b>Fumble Returns: Number-Yds-TD</b>	<b>0-0-0</b>	<b>0-0-0</b>
<b>Miscellaneous Yards</b>	<b>0</b>	<b>0</b>
<b>Possession Time</b>	<b>40:22</b>	<b>19:38</b>
1st Quarter	9:01	5:59
2nd Quarter	12:02	2:58
3rd Quarter	9:17	5:43
4th Quarter	10:02	4:58
<b>Third-Down Conversions</b>	<b>7 of 17</b>	<b>4 of 11</b>
<b>Fourth-Down Conversions</b>	<b>2 of 2</b>	<b>0 of 0</b>
<b>Red-Zone Scores-Chances</b>	<b>2-3</b>	<b>3-3</b>
Touchdowns	1-3	2-3
Field goals	1-3	1-3
<b>Sacks By: Number-Yards</b>	<b>1-5</b>	<b>2-9</b>
<b>PAT Kicks</b>	<b>3-3</b>	<b>2-2</b>
<b>Field Goals</b>	<b>2-2</b>	<b>1-1</b>
<b>Points off turnovers</b>	<b>0</b>	<b>0</b>

**▶▶ GAME NOTES**

**Big Notes**

- San Diego State improved to 6-1 on the season. This is the fourth consecutive season that the Aztecs have been exactly 6-1 after seven games.
  - SDSU has won six of its first seven games in four consecutive seasons. SDSU is one of just four schools nationally to do this: Alabama, Clemson, Ohio State and San Diego State.
  - San Diego State improved to 4-0 in road games this season. The Aztecs are the only FBS team in the nation to post an undefeated road record with at least four road wins this season.
  - San Diego State has won 16 road games since the start of the 2016 season. The only FBS team with more road wins in the nation during that span is Clemson (17).
  - The Aztecs improved to 43-2 the last 45 games they rushed for at least 200 yards.
  - Kaegun Williams returned the opening kickoff 95 yards for a touchdown, SDSU's FBS-leading 11th kick return for a touchdown since the 2015 season.
  - San Diego State won its third consecutive game (second three-game win streak of the season).
  - SDSU has defeated teams that have wins over four P5 schools, with three of those wins coming on the road. The Aztecs have indirect victories over Arkansas, Missouri, Stanford and Washington State this season.
- Team Notes**
- The Aztecs held the Spartans to 272 total yards of offense, their fewest in a game this season and fewest since totaling 200 yards vs. Nevada on Nov. 17, 2018.
  - SDSU held the ball for 40 minutes, 22 seconds (40:22), its most time of possession since having it for 43:19 at San Jose State on Nov. 4, 2017.
  - San Diego State now has five games since 1996 where it has had the ball for 40-plus minutes and four of those times have occurred in the Rocky Long era (since 2011).
  - SDSU had a 20-play, 10:04 drive to end the first half. The 20 plays are tied for the most in a drive this season (also Wake Forest vs. Boston College).

**Aztecs Stop San José State, 27-17**

**SAN JOSE, Calif.** -- San Diego State received contributions from all three phases of the game - offense, defense and special teams - and never trailed in defeating San José State for the seventh straight time, 27-17, at CEFCU Stadium. The win made the Aztecs (6-1, 3-1 MW) bowl eligible for the 10th consecutive season.

SDSU ran for 260 yards and two touchdowns on offense, held a potent Spartan (3-4, 1-3 MW) offense well below their season average and got standout performances in the kicking and return game from a host of San Diego State specialists.

Kaegun Williams opened the game with a 95-yard kick return for touchdown. It marked the 11th time San Diego State has returned a kickoff for a score since the start of the 2015, the most in the nation.

SJSU responded with a quick 4-play, 66-yard drive, culminating in a 15-yard touchdown pass from Josh Love to Kaire Robinson.

After exchanging punts the rest of the first quarter, the Aztecs took the lead early in the second quarter on a 41-yard field goal by Matt Araiza.

Later in the quarter, SDSU put together an incredible 20-play drive over 10 minutes, 5 seconds (10:05), but had to settle for a 27-yard field goal by Araiza, heading into halftime with a 13-7 lead. The 20 plays were tied for the longest in a drive in FBS play this season (Wake Forest vs. Boston College), while the 10:05 was the sixth-longest possession time in a drive this year.

San José State came out of the intermission with the goal to take the lead, but San Diego State held the Spartans to a 25-yard field goal.

The Aztecs responded with another long drive, this time going 57 yards on 11 plays over 6:12, ending with a 1-yard touchdown run by Juvan Washington. SDSU passed only one time on the drive - a 10-yard completion from Ryan Agnew to Jesse Matthews - while pounding the run for 47 yards on 10 carries to take the 20-10 lead.

After forcing a 3 and out, San Diego State went to the ground again as Chase Jasmin took a handoff on a third-and-3 situation 50 yards for the score. It was the longest run of Jasmin's career and longest play by the Aztecs this season.

SJSU later had an impressive drive in the fourth quarter when it went 99 yards on 11 plays before Love found Bailey Gaither for an 8-yard touchdown strike, cutting the deficit to 10 at 27-17.

After a failed sideside attempt, SDSU tried to run out the clock, but was unable to overcome four penalties on the drive. Facing fourth-and-4, Brandon Hecklen punted the ball 54 yards to the San José State 1-yard line. Backed into its own end zone, Love's first pass attempt was picked off by Caden McDonald and returned 11 yards to the Spartan 2.

Three kneeldowns later, San Diego State completed the 27-17 win.

The 260 yards on the ground came from a host of Aztecs, including 78 by Washington, 70 from Jasmin, 45 by Chance Bell, a career-high 44 by quarterback Ryan Agnew and 27 from Williams.

Agnew was 13-for-20 for 86 yards through the air, extending his career-long streak to 102 passes without an interception.

Kyavha Tezino's 10 tackles led a SDSU defense that held SJSU to just 272 yards, its fewest in a game this season and fewest since gaining 200 on Nov. 17, 2018 vs. Nevada. San José State came into the game averaging 29.3 points and 415.8 yards per game.

San Diego State, which came into the game ranked second nationally in turnover margin and third in time of possession, won both categories once again, going +1 in turnover margin and an impressive 20:44 advantage in time of possession.

The Aztecs improved to 4-0 on the road this season and joined Alabama, Clemson and Ohio State as the only FBS teams to win six of their first seven games in four consecutive seasons.

SDSU, which won its third straight game, also improved to 43-2 over the last 45 games it rushed for 200-plus yards.

**>>SCORING SUMMARY**

Qtr	Time	Team	Scoring Play	Plays	TOP	Score
1st	14:46	SDSU	Williams 95-yd kick return (Araiza kick)	--	--	7-0
1st	13:11	SJSU	Robinson 15-yd pass f. Love (Mercurio kick)	4-66	1:30	7-7
2nd	14:33	SDSU	Araiza 41-yd field goal	6-18	2:26	10-7
2nd	0:06	SDSU	Araiza 27-yd field goal	20-77	10:04	13-7
3rd	10:18	SJSU	Mercurio 25-yd field goal	14-68	4:42	13-10
3rd	4:05	SDSU	Washington 1-yd run (Araiza kick)	11-57	6:12	20-10
3rd	0:26	SDSU	Jasmin 50-yd run (Araiza kick)	6-68	3:04	27-10
4th	4:59	SJSU	Gaither 8-yd pass f. Love (Mercurio kick)	11-99	4:10	27-17

**INDIVIDUAL STATISTICS**

**>>>SAN DIEGO STATE**

Rushing	Att	Yds	TD	Long	Avg
Washington	16	78	1	15	4.9
Jasmin	6	70	1	50	11.7
Bell	8	45	0	11	5.6
Agnew	11	44	0	14	4.0
Williams	9	27	0	13	3.0
Byrd	2	6	0	4	3.0
Team	3	-10	0	0	-3.3
<b>Totals</b>	<b>55</b>	<b>260</b>	<b>2</b>	<b>50</b>	<b>4.7</b>

Passing	C-A-I	Yds	TD	Long	Sack
Agnew	13-20-0	88	0	11	2
<b>Totals</b>	<b>13-20-0</b>	<b>88</b>	<b>0</b>	<b>11</b>	<b>2</b>

Receiving	No.	Yds	TD	Long
Smith, K.	4	29	0	9
Matthews	3	22	0	10
Busbee	2	11	0	9
Bellinger	1	11	0	11
Richardson	1	8	0	8
Byrd	1	6	0	6
Washington	1	1	0	1
<b>Totals</b>	<b>13</b>	<b>88</b>	<b>0</b>	<b>11</b>

**>>>SAN JOSE STATE**

Rushing	Att	Yds	TD	Long	Avg
Robinson	14	59	0	19	4.2
Packer	1	1	0	1	1.0
Team	1	-1	0	0	-1.0
Love	1	-5	0	0	-5.0
<b>Totals</b>	<b>17</b>	<b>54</b>	<b>0</b>	<b>19</b>	<b>3.2</b>

Passing	C-A-I	Yds	TD	Long	Sack
Love	19-36-1	218	2	52	1
<b>Totals</b>	<b>19-36-1</b>	<b>218</b>	<b>2</b>	<b>52</b>	<b>1</b>

Receiving	No.	Yds	TD	Long
Gaither	4	75	1	52
Hamilton	4	71	0	41
Walker	3	24	0	12
Robinson	3	20	1	15
Foley	3	17	0	12
Deese	2	11	0	6
<b>Totals</b>	<b>19</b>	<b>218</b>	<b>2</b>	<b>52</b>

**Game 8**

<b>SAN DIEGO STATE</b>	<b>14</b>	<b>3</b>	<b>3</b>	<b>0</b>	<b>-</b>	<b>20</b>
<b>UNLV</b>	<b>0</b>	<b>7</b>	<b>3</b>	<b>7</b>	<b>-</b>	<b>17</b>

Oct. 26 | Sam Boyd Stadium | Las Vegas, Nev. | 7:37 p.m. PT | Attendance: 19,652



**TEAM STATISTICS**

	<b>SDSU</b>	<b>UNLV</b>
<b>FIRST DOWNS</b>	<b>18</b>	<b>18</b>
Rushing	8	7
Passing	9	10
Penalty	1	1
<b>NET YARDS RUSHING</b>	<b>150</b>	<b>121</b>
Rushing Attempts	37	33
Average Per Rush	4.1	3.7
Rushing Touchdowns	0	0
Yards Gained Rushing	178	154
Yards Lost Rushing	28	33
<b>NET YARDS PASSING</b>	<b>185</b>	<b>255</b>
Completions-Attempts-Int	14-23-1	21-39-0
Average Per Attempt	8.0	6.5
Average Per Completion	13.2	12.1
Passing Touchdowns	1	2
<b>TOTAL OFFENSE YARDS</b>	<b>335</b>	<b>376</b>
Total offense plays	60	72
Average Gain Per Play	5.6	5.2
<b>Fumbles: Number-Lost</b>	<b>0-0</b>	<b>2-0</b>
<b>Penalties: Number-Yards</b>	<b>4-44</b>	<b>7-42</b>
<b>PUNTS-YARDS</b>	<b>6-262</b>	<b>6-230</b>
Average Yards Per Punt	43.7	38.3
Net Yards Per Punt	42.0	29.2
Inside 20	4	2
50+ Yards	1	2
Touchbacks	0	0
Fair catch	3	0
<b>KICKOFFS-YARDS</b>	<b>5-325</b>	<b>4-238</b>
Average Yards Per Kickoff	65.0	59.5
Net Yards Per Kickoff	40.0	44.0
Touchbacks	5	1
Fair Catch Yards	0	0
<b>Punt returns: Number-Yards-TD</b>	<b>5-55-1</b>	<b>3-10-0</b>
Average Per Return	11.0	3.3
<b>Kickoff returns: Number-Yds-TD</b>	<b>3-37-0</b>	<b>0-0-0</b>
Average Per Return	12.3	0.0
<b>Interceptions: Number-Yds-TD</b>	<b>0-0-0</b>	<b>1-13-0</b>
<b>Fumble Returns: Number-Yds-TD</b>	<b>0-0-0</b>	<b>0-0-0</b>
<b>Miscellaneous Yards</b>	<b>0</b>	<b>0</b>
<b>Possession Time</b>	<b>28:01</b>	<b>31:59</b>
1st Quarter	8:24	6:36
2nd Quarter	8:32	6:28
3rd Quarter	6:32	8:28
4th Quarter	4:33	10:27
<b>Third-Down Conversions</b>	<b>4 of 13</b>	<b>2 of 14</b>
<b>Fourth-Down Conversions</b>	<b>0 of 0</b>	<b>3 of 4</b>
<b>Red-Zone Scores-Chances</b>	<b>2-2</b>	<b>2-2</b>
Touchdowns	0-2	1-2
Field goals	2-2	1-2
<b>Sacks By: Number-Yards</b>	<b>3-16</b>	<b>2-15</b>
<b>PAT Kicks</b>	<b>2-2</b>	<b>2-2</b>
<b>Field Goals</b>	<b>2-2</b>	<b>1-2</b>
<b>Points off turnovers</b>	<b>0</b>	<b>7</b>

**▶▶ GAME NOTES**

**Big Notes**

- San Diego State improved to 7-1 on the season and owns its best record after eight games since the 2016 squad opened 7-1.
- This is just the second time in the last 42 seasons that the Aztecs have opened a campaign by winning seven of their first eight games (also in 2016 when the team ended 11-3, won the MW championship and was the Las Vegas Bowl champs).
- San Diego State has won four consecutive games and has not lost since Sept. 21. Counting today, the Aztecs have gone 35 days without suffering a loss.
- San Diego State won its fifth road game of the season. The Aztecs are the only team in the nation this season that has won five road games and hence is the only team in the nation with a perfect 5-0 road record.
- SDSU's five-game road win streak is tied for the third-longest active FBS streak.
- San Diego State has won 17 road games since the start of the 2016 season. Regardless of any other outcomes today, no other FBS team has more road wins in the nation during that span (Clemson also has 17).
- Senior QB Ryan Agnew improved to 13-2 as a starter at San Diego State. His winning percentage of 86.7 percent is the highest among any Aztec QB with at least 15 starts (includes only games played in the Division I era).
- Rocky Long won his 50th MW game as the head coach at San Diego State. He now owns a league mark of 50-18 in conference games at SDSU (52-18 if you count the two MW championship games).
- Rocky Long improved to 14-5 in his career against UNLV, including 7-2 while at San Diego State.
- SDSU committed a turnover for the first time since Sept. 21 vs. Utah State. SDSU went 325 offensive snaps in between without a turnover over 22-plus quarters.
- Trenton Thompson blocked a punt, which was recovered by Caden McDonald in the end zone. It was SDSU's first block punt return for a touchdown since Thompson returned Kaelin Himphill's block vs. Air Force on Oct. 12, 2018.
- SDSU now has 24 non-offensive scores (23 touchdowns) in the Rocky Long era (since 2011).

**SDSU Stops Late Rally by UNLV, 20-17**

**LAS VEGAS** — San Diego State jumped out to a 17-0 lead and held on after a late UNLV rally in a 20-17 win in Las Vegas. The Aztecs, who led the entire game, improved to 7-1 on the season for just the second time in the last 42 years and 4-1 in Mountain West play.

Las Vegas native Ethan Dedeaux got SDSU on the scoreboard on a 49-yard catch-and-run touchdown from Ryan Agnew midway through the first quarter.

Later in the quarter after San Diego State backed the Rebels (2-6, 0-4 MW) back toward their goal line and force a Rebel punt, Trenton Thompson raced through the line and blocked Hayes Hicken's punt. The ball landed in the waiting arms of Caden McDonald in the end zone, giving the Aztecs a 14-0 lead at end of the first quarter. It was SDSU's second straight game with a non-offensive touchdown, 23rd in the Rocky Long era (since 2011) and 24th overall non-offensive score in the Long era.

After exchanging punts most of the second quarter, San Diego State put together a 9-play, 44-yard drive, culminating with a 25-yard field goal by Matt Araiza.

UNLV finally got on the scoreboard with 1:26 left in the half when Kenyan Oblad found Randal Grimes streaking down the sidelines for a 58-yard touchdown after Aztec All-America candidate Luq Barcoo slipped and fell down.

The Rebels put together a 13-play, 70-yard drive to begin the third quarter, but was halted at the SDSU 2-yard line when Thompson stuffed Charles Williams on a third-and-goal situation, making UNLV settle for a 22-yard field goal.

A few drives later, San Diego State went through the air to get deep into Rebel territory, but had to settle for a 34-yard field goal as time expired in the third quarter. On the drive, Aztec quarterback Ryan Agnew as 4-for-5 for 40 yards.

Down, 20-10, UNLV used a 12-play, 77-yard drive to get within three points with 5:57 to go when Oblad's 2-yard pass found Gio Fauolo for the touchdown.

SDSU went three-and-out on three straight rushes by Juwan Washington for nine yards, allowing the Rebels once last chance to mount a comeback. UNLV kept the drive going when Oblad found Grimes for 42 yards on a fourth-and-24 play. The Rebels got all the way to the San Diego State 25, setting up a 42-yard field goal attempt by Daniel Gutierrez. Gutierrez' try, however, hit the right upright, giving the Aztecs the victory.

Agnew was 14-for-23 for 185 yards and a touchdown, mostly going to Kobe Smith (seven receptions for 78 yards). Washington added 89 yards on the ground on 16 carries (5.6 avg.).

Thompson led SDSU in tackles for the first time of his career, totaling 12 stops, including two for a loss, and the blocked punt, while Kyahva Tezino added 10 tackles and a pair of quarterback hurries.

San Diego State won its fourth consecutive game and improved to 5-0 on the road, the only team in the country to own a 5-0 road record at the time.

**>>SCORING SUMMARY**

Qtr	Time	Team	Scoring Play	Plays	TOP	Score
1st	7:23	SDSU	Dedeaux 49-yd pass f. Agnew (Araiza kick)	8-90	3:06	7-0
1st	0:52	SDSU	McDonald 0-yd blocked PR (Araiza kick)	--	--	14-0
2nd	3:01	SDSU	Araiza 25-yd field goal	9-44	4:20	17-0
2nd	1:26	UNLV	Grimes 58-yd pass f. Oblad (Gutierrez kick)	5-75	1:35	17-7
3rd	8:34	UNLV	Gutierrez 22-yd field goal	13-70	6:26	17-10
3rd	0:00	SDSU	Araiza 34-yd field goal	10-53	4:39	20-10
4th	5:57	UNLV	Fauolo 2-yd pass f. Oblad (Gutierrez kick)	12-77	5:34	20-17

**INDIVIDUAL STATISTICS**

**>>SAN DIEGO STATE**

	Rushing	Att	Yds	TD	Long	Avg
Washington	16	89	0	30	5.6	
Williams	6	31	0	14	5.2	
Jasmin	5	25	0	25	5.0	
Bell, C.	4	11	0	6	2.8	
Team	1	-1	0	0	-1.0	
Dedeaux	1	-2	0	0	-2.0	
Agnew	4	-3	0	11	-0.8	
<b>Totals</b>	<b>37</b>	<b>150</b>	<b>0</b>	<b>30</b>	<b>4.1</b>	

	Passing	C-A-I	Yds	TD	Long	Sack
Agnew	14-23-1	185	1	49	2	
<b>Totals</b>	<b>14-23-1</b>	<b>185</b>	<b>1</b>	<b>49</b>	<b>2</b>	

**>>UNLV**

	Rushing	Att	Yds	TD	Long	Avg
Williams	19	113	9	42	5.9	
Collins	3	21	0	15	7.0	
Magyar	3	12	0	6	4.0	
Beaudry	1	0	0	0	0.0	
Team	1	-1	0	0	-1.0	
Oblad	6	-24	0	4	-4.0	
<b>Totals</b>	<b>33</b>	<b>121</b>	<b>0</b>	<b>42</b>	<b>3.7</b>	

	Passing	C-A-I	Yds	TD	Long	Sack
Oblad	21-39-0	255	2	58	3	
<b>Totals</b>	<b>21-39-0</b>	<b>255</b>	<b>2</b>	<b>58</b>	<b>3</b>	

**Receiving**

	No.	Yds	TD	Long
Grimes	5	121	1	58
Bean	3	38	0	28
Collins	3	31	0	28
Woods	2	20	0	19
Jenkins	2	20	0	11
Gasser	2	10	0	5
Reese	2	8	0	7
Gauolo	2	7	1	5
<b>Totals</b>	<b>21</b>	<b>255</b>	<b>2</b>	<b>58</b>

	No.	Yds	TD	Long
Smith, K.	7	78	0	26
Matthews	2	15	0	10
Dedeaux	1	49	1	49
Bellinger	1	20	0	20
Busbee	1	12	0	12
Houston	1	9	0	9
Bell, C.	1	2	0	2
<b>Totals</b>	<b>14</b>	<b>185</b>	<b>1</b>	<b>49</b>



Game 9						
NEVADA	3	0	7	7	-	17
SAN DIEGO STATE	0	3	7	3	-	13

Nov. 9 | SDCCU Stadium | San Diego, Calif. | 7:35 p.m. PT | Attendance: 27,973



**TEAM STATISTICS**

	NEV	SDSU
<b>FIRST DOWNS</b>	<b>12</b>	<b>18</b>
Rushing	4	8
Passing	6	9
Penalty	2	1
<b>NET YARDS RUSHING</b>	<b>29</b>	<b>113</b>
Rushing Attempts	28	39
Average Per Rush	1.0	2.9
Rushing Touchdowns	1	1
Yards Gained Rushing	56	133
Yards Lost Rushing	27	20
<b>NET YARDS PASSING</b>	<b>197</b>	<b>196</b>
Completions-Attempts-Int	20-27-1	18-35-1
Average Per Attempt	7.3	5.6
Average Per Completion	9.9	10.9
Passing Touchdowns	1	0
<b>TOTAL OFFENSE YARDS</b>	<b>226</b>	<b>309</b>
Total offense plays	55	74
Average Gain Per Play	4.1	4.2
<b>Fumbles: Number-Lost</b>	<b>0-0</b>	<b>0-0</b>
<b>Penalties: Number-Yards</b>	<b>4-28</b>	<b>9-79</b>
<b>PUNTS-YARDS</b>	<b>6-244</b>	<b>6-307</b>
Average Yards Per Punt	40.7	51.2
Net Yards Per Punt	37.8	36.7
Inside 20	2	0
50+ Yards	0	3
Touchbacks	0	2
Fair catch	1	1
<b>KICKOFFS-YARDS</b>	<b>4-234</b>	<b>4-246</b>
Average Yards Per Kickoff	58.5	61.5
Net Yards Per Kickoff	39.8	40.8
Touchbacks	1	3
Fair Catch Yards	19	0
<b>Punt returns: Number-Yards-TD</b>	<b>3-47-0</b>	<b>3-17-0</b>
Average Per Return	15.7	5.7
<b>Kickoff returns: Number-Yds-TD</b>	<b>1-8-0</b>	<b>2-50-0</b>
Average Per Return	8.0	25.0
<b>Interceptions: Number-Yds-TD</b>	<b>1-22-0</b>	<b>1-0-0</b>
<b>Fumble Returns: Number-Yds-TD</b>	<b>0-0-0</b>	<b>0-0-0</b>
<b>Miscellaneous Yards</b>	<b>0</b>	<b>0</b>
<b>Possession Time</b>	<b>27:41</b>	<b>32:19</b>
1st Quarter	5:42	9:18
2nd Quarter	5:22	9:38
3rd Quarter	9:12	5:48
4th Quarter	7:25	7:35
<b>Third-Down Conversions</b>	<b>2 of 12</b>	<b>7 of 18</b>
<b>Fourth-Down Conversions</b>	<b>2 of 2</b>	<b>2 of 3</b>
<b>Red-Zone Scores-Chances</b>	<b>3-4</b>	<b>2-3</b>
Touchdowns	2-4	1-3
Field goals	1-4	1-3
<b>Sacks By: Number-Yards</b>	<b>2-15</b>	<b>2-14</b>
<b>PAT Kicks</b>	<b>2-2</b>	<b>1-1</b>
<b>Field Goals</b>	<b>1-1</b>	<b>2-2</b>
<b>Points off turnovers</b>	<b>0</b>	<b>0</b>

**▶▶ GAME NOTES**

**Team Notes**

- San Diego State had its four-game winning streak snapped. The Aztecs had gone 48 days without a loss prior to tonight with their last loss coming in Sept. 21 vs. Utah State.
- SDSU had one turnover in the game and has now gone nine straight games with one or less turnovers, tied with Oregon State for the longest active streak in the country.
- The Aztecs saw their 35-game winning streak snapped when holding their opponents to 17 or less points. SDSU is now 50-2 in the Rocky Long era when keeping its opponent to 17 or less points.
- San Diego State dropped to 43-4 in the Rocky Long era when holding its opponent to less than 300 yards of total offense.
- The Aztecs are now 42-14 in the Rocky Long era when allowing less than 100 yards rushing.
- SDSU dropped to 43-5 in the Rocky Long era when its opponent recorded 15 or less first downs.
- SDSU fell to 60-12 in the Rocky Long era when recording one or less turnovers.
- SDSU dropped to 66-7 in the Rocky Long era when holding its opponent to less than 24 points.
- SDSU has still won 25 of its last 36 (25-11) games, 32 of its last 45 (32-13), 45 of its last 59 (45-14) and 46 of its last 63 since the 2015 season (46-17).

**Series Notes**

- San Diego State dropped to 7-5 all-time against Nevada.
- SDSU fell to 5-2 all-time against Nevada at home, including a 5-1 mark at SDCCU Stadium.

**Trends**

- San Diego State started with the ball for the 93rd time in the last 106 games.
- The Aztecs held their opponent scoreless on their opening possession for the seventh time this season and 46th time since 2015 (63 games).

**Aztecs Upset by Nevada, 17-13**

SAN DIEGO — No. 24/24 San Diego State allowed a late touchdown and was unable to answer in a 17-13 loss to Nevada Saturday at SDCCU Stadium.

The Wolf Pack (6-4, 3-3 MW) surprised the Aztecs (7-2, 4-2 MW) with a reverse, with running back Toa Tava flipping the ball to Elijah Cooks, who stopped and threw a strike to Brendan O’Leary-Orange at the SDSU 5. Three plays later, Devontee Lee burst into the end zone to give Nevada a 17-10 lead with 10:31 remaining.

The Wolf Pack’s go-ahead score came after SDSU converted on a daring fourth-down play that was nullified by a holding call. Coach Rocky Long went for it on fourth-and-1 from his 17 and running back Chase Jasmin converted, but left tackle Jacob Capra was called for holding, forcing the Aztecs to punt.

Matt Araiza kicked a 44-yard field goal with 3:46 to go to bring SDSU to within four points.

After forcing a three and out, the Aztecs got the ball back but the drive fizzled near midfield and they turned it over on downs with 1:25 to go. After SDSU used its final timeout, the Wolf Pack kneeled, beating San Diego State for the second straight year to be come bowl eligible and ending the Aztecs’ four-game winning streak in the process.

SDSU dominated almost every offensive category, but was unable to cash in when it mattered. For the game, San Diego State outgained the Wolf Pack, 309-226, including a 113-29 advantage on the ground. The Aztecs also had six more first downs (18-12), possession time (32:19-27:41) and better third down conversion percentage (38.9 pct.-16.7 pct.). However, nine penalties for 79 yards ultimately doomed SDSU in crucial times.

The Aztecs saw their 35-game winning streak snapped when holding their opponents to 17 or less points. SDSU is now 50-2 in the Rocky Long era when keeping its opponent to 17 or less points.

San Diego State also dropped to 43-4 in the Rocky Long era when holding its opponent to less than 300 yards of total offense, 42-14 when allowing less than 100 yards rushing and 43-5 when its opponent recorded 15 or less first downs.

The teams played to a 3-3 halftime tie with Brandon Talton kicking a 34-yard field goal for Nevada in the first quarter and Araiza answering with a 21-yarder early in the second quarter.

SDSU seemed poised to take a lead heading into intermission after going 63 yards on 12 plays, but on a second-and-10 from the Wolf Pack 12, quarterback Ryan Agnew’s throw toward the right end zone was picked off by Daniel Brown and returned to the Nevada 12.

The Wolf Pack took a 10-3 lead on its opening drive of the second half when Cooks caught a 13-yard touchdown pass from Carson Strong. The drive went 75 yards on 16 plays over 7:56, buoyed by a pair of fourth-down conversions.

The Aztecs countered with a 14-play, 71-yard drive of their own before Chance Bell punched it in from three yards out to tie it at 10-10 after three quarters.

Agnew was 18-for-35 for 196 yards for SDSU.

Kyhva Tezino led the San Diego State defense with nine tackles, 2.5 tackles for loss and a sack, while Dwayne Johnson Jr. pitched in with nine stops. Luq Barcoo added eight tackles and a pass breakup, while Myles Cheatum contributed a career-high seven stops, including 1.5 tackles for loss.

**>>SCORING SUMMARY**

Qtr	Time	Team	Scoring Play	Plays	TOP	Score
1st	3:22	NEV	Talton 34-yd field goal	4-5	1:13	0-3
2nd	13:15	SDSU	Araiza 21-yd field goal	13-71	5:07	3-3
3rd	7:12	NEV	Cooks 13-yd pass f. Strong (Talton kick)	16-75	7:48	3-10
3rd	1:24	SDSU	Bell 3-yd run (Araiza kick)	14-71	5:40	10-10
4th	10:31	NEV	Lee 1-yd run (Talton kick)	5-55	2:02	10-17
4th	3:46	SDSU	Araiza 44-yd field goal	11-42	4:00	13-17

**INDIVIDUAL STATISTICS**

**>>NEVADA**

Rushing	Att	Yds	TD	Long	Avg
Tava	12	19	0	6	1.6
Lee	10	13	1	11	1.3
Strong	4	0	0	11	0.0
Team	2	-3	0	0	-1.5
<b>Totals</b>	<b>28</b>	<b>29</b>	<b>1</b>	<b>11</b>	<b>1.0</b>

Passing	C-A-I	Yds	TD	Long	Sack
Strong	19-26-1	147	1	30	2
Cooks	1-1-0	50	0	50	0
<b>Totals</b>	<b>20-27-1</b>	<b>197</b>	<b>1</b>	<b>50</b>	<b>2</b>

Receiving	No.	Yds	TD	Long
Putman	4	23	0	9
Tava	4	18	0	9
Doubs	3	42	0	19
Cooks	3	20	1	13
Christian	2	8	0	6
O’Leary-Orange	1	50	0	50
Fossum	1	30	0	30
Ikahihifo	1	6	0	6
Roberson	1	0	0	0
<b>Totals</b>	<b>20</b>	<b>197</b>	<b>1</b>	<b>50</b>

**>>SAN DIEGO STATE**

Rushing	Att	Yds	TD	Long	Avg
Bell	11	40	1	10	3.6
Jasmin	9	34	0	10	3.8
Washington	12	18	0	7	1.5
Agnew	6	18	0	19	3.0
Williams	1	3	0	3	3.0
<b>Totals</b>	<b>39</b>	<b>113</b>	<b>1</b>	<b>19</b>	<b>2.9</b>

Passing	C-A-I	Yds	TD	Long	Sack
Agnew	18-35-1	196	0	28	2
<b>Totals</b>	<b>18-35-1</b>	<b>196</b>	<b>0</b>	<b>28</b>	<b>2</b>

Receiving	No.	Yds	TD	Long
Smith, K.	5	40	0	12
Houston	3	38	0	17
Matthews	3	32	0	18
Bellinger	1	28	0	28
Dedeaux	1	23	0	23
Busbee	1	14	0	14
Richardson	1	11	0	11
Jasmin	1	8	0	8
Byrd	1	2	0	2
Washington	1	0	0	0
<b>Totals</b>	<b>18</b>	<b>196</b>	<b>0</b>	<b>28</b>

Game 10

FRESNO STATE	7	0	0	0	-	7
SAN DIEGO STATE	7	3	0	7	-	17

Nov. 15 | SDCCU Stadium | San Diego, Calif. | 6:35 p.m. PT | Attendance: 26,876



TEAM STATISTICS

	FS	SDSU
<b>FIRST DOWNS</b>	<b>13</b>	<b>24</b>
Rushing	5	6
Passing	6	16
Penalty	2	2
<b>NET YARDS RUSHING</b>	<b>70</b>	<b>102</b>
Rushing Attempts	27	37
Average Per Rush	2.6	2.8
Rushing Touchdowns	1	1
Yards Gained Rushing	97	119
Yards Lost Rushing	27	17
<b>NET YARDS PASSING</b>	<b>137</b>	<b>323</b>
Completions-Attempts-Int	14-26-3	33-47-1
Average Per Attempt	5.3	6.9
Average Per Completion	9.8	9.8
Passing Touchdowns	0	1
<b>TOTAL OFFENSE YARDS</b>	<b>207</b>	<b>425</b>
Total offense plays	53	84
Average Gain Per Play	3.9	5.1
<b>Fumbles: Number-Lost</b>	<b>2-0</b>	<b>1-1</b>
<b>Penalties: Number-Yards</b>	<b>7-55</b>	<b>5-50</b>
<b>PUNTS-YARDS</b>	<b>5-213</b>	<b>3-170</b>
Average Yards Per Punt	42.6	56.7
Net Yards Per Punt	42.6	43.3
Inside 20	1	1
50+ Yards	1	3
Touchbacks	0	2
Fair catch	3	0
<b>KICKOFFS-YARDS</b>	<b>2-113</b>	<b>4-260</b>
Average Yards Per Kickoff	56.5	65.0
Net Yards Per Kickoff	43.5	42.0
Touchbacks	0	2
Fair Catch Yards	0	0
<b>Punt returns: Number-Yards-TD</b>	<b>0-0-0</b>	<b>2-0-0</b>
Average Per Return	0.0	0.0
<b>Kickoff returns: Number-Yds-TD</b>	<b>2-42-0</b>	<b>2-26-0</b>
Average Per Return	21.0	13.0
<b>Interceptions: Number-Yds-TD</b>	<b>1-4-0</b>	<b>3-0-0</b>
<b>Fumble Returns: Number-Yds-TD</b>	<b>0-0-0</b>	<b>0-0-0</b>
Miscellaneous Yards	5	0
<b>Possession Time</b>	<b>23:55</b>	<b>36:05</b>
1st Quarter	5:44	9:16
2nd Quarter	5:52	9:08
3rd Quarter	6:59	8:01
4th Quarter	5:20	9:40
<b>Third-Down Conversions</b>	<b>3 of 12</b>	<b>9 of 17</b>
<b>Fourth-Down Conversions</b>	<b>0 of 1</b>	<b>0 of 2</b>
<b>Red-Zone Scores-Chances</b>	<b>1-2</b>	<b>3-5</b>
Touchdowns	1-2	2-5
Field goals	0-2	1-5
<b>Sacks By: Number-Yards</b>	<b>1-7</b>	<b>2-15</b>
<b>PAT Kicks</b>	<b>1-1</b>	<b>2-2</b>
<b>Field Goals</b>	<b>0-0</b>	<b>1-2</b>
<b>Points off turnovers</b>	<b>0</b>	<b>7</b>

▶▶ GAME NOTES

**Big Notes**

- The Aztecs clinched a share of the Mountain West, West Division title for the fourth time in the two-division era (since 2003).
- With its eighth victory of the season, the Aztecs have eclipsed their win total from the entire 2018 campaign (seven).
- The Aztecs exactly 8-2 after 10 games for the third time in four seasons (2016, 2017 and 2019). The Aztecs were 7-3 after 10 contests in both 2015 and 2018.
- SDSU improved to 13-2 in its last 15 non-Saturday regular season games.
- San Diego State won its seventh straight non-Saturday home game and remains undefeated in non-Saturday home games in the Rocky Long era.
- The Aztecs won their sixth straight game and are 9-1 the last 10 times they have had fewer than seven days between games.
- San Diego State held Fresno State to just 206 yards of total offense, its fewest gained in a game since totaling just 89 yards at San Diego State on Nov. 3, 2015. In the Rocky Long era (since 2011), SDSU has held FS to three of its four lowest outputs out of 115 games (89 on Nov. 3, 2015, 206 tonight and 217 on Nov. 14, 2016).
- The Aztecs improved to 24-2 since 1988 when owning at least a 14-yard advantage in field position (tonight: +14).
- San Diego State had multiple turnovers in a game for the first time this season, snapping its FBS-leading streak of nine straight games with one or less turnovers.
- SDSU's offense lost a fumble for the first time this season. San Diego State had gone 707 offensive snaps this year without a fumble lost and 734 dating back to last season.
- The Aztecs improved to 31-1 over their last 32 games when owning a turnover advantage.
- SDSU improved to 51-5 in the Rocky Long era when committing less turnovers than its opponent.
- The Aztecs won their 23rd straight game and improved to 34-5 in the Rocky Long era when forcing at least three turnovers in a game.

SDSU Takes The Old Oil Can in 17-7 Win vs. FS

**SAN DIEGO** — Bolstered by Ryan Agnew's career-high passing performance and an opportunistic defense, San Diego State defeated Fresno State 17-7 at SDCCU Stadium.

With the victory, the Aztecs (8-2, 5-2 MW) clinched at least a share of the West Division title in the Mountain West for the fourth time in the conference's two-division era and can secure a berth in the MW Championship Game on Dec. 7 with a win at Hawai'i next Saturday night (Nov. 23).

Agnew enjoyed his finest game statistically as a collegian, completing 33 of 47 passes for 323 yards, all career-highs, with one interception and one touchdown, helping SDSU snap a two-game losing streak to the Bulldogs (4-6, 2-4 MW). In addition, the Aztec senior improved to 14-3 as the team's starting quarterback, which marks the best winning percentage (.824) in SDSU's Division I history.

Wide receiver Jesse Matthews was Agnew's favorite target, setting personal-bests with eight catches for 119 yards, while Chase Jasmin finished with six receptions for 40 yards and one touchdown to go with 31 yards and another score on the ground.

Fresno State drew first blood at the 7:05 mark of the first quarter on a 3-yard burst up the middle by Ronnie Rivers, capping a 5-play, 71-yard drive. The short touchdown was set up by a 53-yard strike from quarterback Jarge Reyna to Zane Pope down to the Aztec 16.

However, the Bulldogs were held scoreless for the remainder of the game, thanks to an SDSU defense that yielded just 70 yards rushing and picked off three passes, including two by Lug Barcoo.

Following Brandon Heicklen's 54-yard punt that pinned Fresno State inside its own 5, Tariq Thompson made the Aztecs' first interception at the Bulldog 22, stepping in front of a third-down pass intended for Pope, which put the Scarlet and Black in business.

After an 8-yard completion to Isaiah Richardson, Fresno State was flagged for pass interference in the end zone, giving SDSU a first down at the 2. On the very next play, Jasmin swept around left end for the tying touchdown with 2:39 remaining in the period.

The Aztecs gave themselves another short field on the next series, as Barcoo intercepted Reyna at the Bulldog 36. However, SDSU lost nine yards on its first two snaps before Agnew was promptly picked off by Chris Gaston, who returned the ball to the Fresno State 42.

The Aztec defense rose to the occasion, stuffing the Bulldogs on a fourth-and-1 at the SDSU 49 early in the second quarter.

Buoyed by a 29-yard completion to Matthews, the Aztecs subsequently drove deep into Fresno State territory before Matt Ariza booted a 22-yard field goal to put the hosts on top 10-7 with 9:57 left in the period. Facing a third-and-goal from the 5-yard line on the previous snap, Agnew hit Parker Houston for an apparent touchdown, but the score was overturned by a booth review.

SDSU finally gave itself some separation early in the fourth quarter when Agnew hit Jasmin on a 2-yard scoring strike just inside the right pylon to punctuate a 10-play, 72-yard drive. On the second play of the series, Agnew threaded a 16-yard pass to Matthews, while Jasmin subsequently darted 20 yards down to the Fresno State 12 following a roughing the passer penalty.

The Bulldogs threatened on their next series, advancing all the way to the Aztec 4, aided by a pair of pass interference penalties, along with a 17-yard completion to Emory Edwards and a 16-yard run by Rivers.

However, Fresno State self-destructed with a holding penalty and a bad exchange between Reyna and Rivers. Facing a third-and-goal at the SDSU 13, Reyna caved to the Aztec pass rush, throwing an ill-timed interception to Barcoo, who kept both feet in bounds along the far sideline at the 4.

With 8:02 left in the game, SDSU controlled the clock for all but the final eight seconds before turning the ball over on downs at the Bulldog 13.

In addition to Barcoo's heroics, Dwayne Johnson posted a team-high eight tackles, including five solo stops, while Cameron Thomas and Myles Cheatum each recorded a sack.

As a team, the Aztecs outgained the Bulldogs in total offense 425-206 and held the ball for 12 minutes (36:05-23:55).

>> SCORING SUMMARY

Qtr	Time	Team	Scoring Play	Plays	TOP	Score
1st	7:05	FS	Rivers 3-yd run (Silva kick)	5-71	2:25	7-0
1st	2:39	SDSU	Jasmin 2-yd run (Ariza kick)	2-22	0:41	7-7
2nd	9:57	SDSU	Ariza 22-yd field goal	8-45	3:25	7-10
4th	13:14	SDSU	Jasmin 2-yd pass f. Agnew (Ariza kick)	10-72	4:45	7-17

INDIVIDUAL STATISTICS

>> FRESNO STATE

Rushing	Att	Yds	TD	Long	Avg
Rivers	15	47	1	16	3.1
Reyna	8	17	0	14	2.1
Hokit	3	7	0	3	2.3
Team	1	-1	0	0	-1.0
<b>Totals</b>	<b>27</b>	<b>70</b>	<b>1</b>	<b>16</b>	<b>2.6</b>

Passing	C-A-I	Yds	TD	Long	Sack
Reyna	14-26-3	136	0	53	2
<b>Totals</b>	<b>14-26-3</b>	<b>136</b>	<b>0</b>	<b>53</b>	<b>2</b>

Receiving	No.	Yds	TD	Long
Rice	4	34	0	11
Rivers	4	29	0	20
Pope	3	56	0	53
Edwards	1	17	0	17
Hokit	1	2	0	2
Cropper	1	-7	0	0
Reyna	0	5	0	0
<b>Totals</b>	<b>14</b>	<b>136</b>	<b>0</b>	<b>53</b>

>> SAN DIEGO STATE

Rushing	Att	Yds	TD	Long	Avg
Bell	14	52	0	20	3.7
Jasmin	15	31	1	20	2.1
Agnew	5	13	0	9	2.6
Brookshire	1	2	0	2	2.0
Byrd	1	2	0	2	2.0
Williams	1	2	0	2	2.0
<b>Totals</b>	<b>37</b>	<b>102</b>	<b>1</b>	<b>20</b>	<b>2.8</b>

Passing	C-A-I	Yds	TD	Long	Sack
Agnew	33-47-1	323	1	29	1
<b>Totals</b>	<b>33-47-1</b>	<b>323</b>	<b>1</b>	<b>29</b>	<b>1</b>

Receiving	No.	Yds	TD	Long
Matthews	8	119	0	29
Jasmin	6	40	1	12
Bellinger	4	29	0	10
Kothe	3	45	0	29
Bell	3	33	0	21
Smith, K.	2	26	0	19
Richardson	2	17	0	9
Busbee	2	12	0	8
Williams	1	11	0	11
Houston	1	0	0	0
Agnew	1	-9	0	0
<b>Totals</b>	<b>33</b>	<b>323</b>	<b>1</b>	<b>29</b>

<b>Game 11</b>					
<b>SAN DIEGO STATE</b>	<b>3</b>	<b>0</b>	<b>7</b>	<b>7</b>	<b>- 17</b>
<b>HAWAII'</b>	<b>0</b>	<b>3</b>	<b>7</b>	<b>3</b>	<b>- 13</b>

Nov. 23 | Aloha Stadium | Honolulu, Hawaii | 6:07 p.m. PT | Attendance: 24,911



**TEAM STATISTICS**

	SDSU	UH
<b>FIRST DOWNS</b>	<b>21</b>	<b>24</b>
Rushing	10	13
Passing	10	10
Penalty	1	1
<b>NET YARDS RUSHING</b>	<b>89</b>	<b>132</b>
Rushing Attempts	26	31
Average Per Rush	3.4	4.3
Rushing Touchdowns	1	1
Yards Gained Rushing	96	165
Yards Lost Rushing	7	33
<b>NET YARDS PASSING</b>	<b>229</b>	<b>215</b>
Completions-Attempts-Int	25-40-0	22-35-1
Average Per Attempt	5.7	6.1
Average Per Completion	9.2	9.8
Passing Touchdowns	0	1
<b>TOTAL OFFENSE YARDS</b>	<b>318</b>	<b>347</b>
Total offense plays	66	66
Average Gain Per Play	4.8	5.3
<b>Fumbles: Number-Lost</b>	<b>0-0</b>	<b>0-0</b>
<b>Penalties: Number-Yards</b>	<b>5-45</b>	<b>6-47</b>
<b>PUNTS-YARDS</b>	<b>5-208</b>	<b>4-163</b>
Average Yards Per Punt	41.6	40.8
Net Yards Per Punt	41.6	30.8
Inside 20	5	1
50+ Yards	1	1
Touchbacks	0	2
Fair catch	2	2
<b>KICKOFFS-YARDS</b>	<b>3-174</b>	<b>3-95</b>
Average Yards Per Kickoff	58.0	31.7
Net Yards Per Kickoff	39.3	6.7
Touchbacks	2	3
Fair Catch Yards	0	0
<b>Punt returns: Number-Yards-TD</b>	<b>0-0-0</b>	<b>0-0-0</b>
Average Per Return	0.0	0.0
<b>Kickoff returns: Number-Yds-TD</b>	<b>0-0-0</b>	<b>1-6-0</b>
Average Per Return	0.0	6.0
<b>Interceptions: Number-Yds-TD</b>	<b>1-0-0</b>	<b>0-0-0</b>
<b>Fumble Returns: Number-Yds-TD</b>	<b>0-0-0</b>	<b>0-0-0</b>
<b>Miscellaneous Yards</b>	<b>0</b>	<b>0</b>
<b>Possession Time</b>	<b>26:08</b>	<b>33:52</b>
1st Quarter	6:30	8:30
2nd Quarter	7:25	7:35
3rd Quarter	6:23	8:37
4th Quarter	5:50	9:10
<b>Third-Down Conversions</b>	<b>6 of 14</b>	<b>9 of 13</b>
<b>Fourth-Down Conversions</b>	<b>2 of 2</b>	<b>0 of 0</b>
<b>Red-Zone Scores-Chances</b>	<b>2-2</b>	<b>2-2</b>
Touchdowns	1-2	2-2
Field goals	1-2	0-2
<b>Sacks By: Number-Yards</b>	<b>3-15</b>	<b>0-0</b>
<b>PAT Kicks</b>	<b>0-0</b>	<b>2-2</b>
<b>Field Goals</b>	<b>1-2</b>	<b>0-0</b>
<b>Points off turnovers</b>	<b>3</b>	<b>0</b>

**GAME NOTES**

- Team Notes**
- San Diego lost for the first time on the road this season, falling to 5-1 away from home.
  - The Aztecs had their five-game road winning streak snapped.
  - SDSU had its three-game winning streak against Hawaii' at Aloha Stadium snapped.
  - San Diego State had won four straight at Aloha Stadium (also the 2015 Hawaii' Bowl against Cincinnati).
  - San Diego State saw its seven-game winning streak snapped when playing with exactly eight days in between games (6-1 in Rocky Long era).
  - San Diego State held Hawaii' to its fewest total yards (347) and passing yards (215) this season.
- Team Notes**
- SDSU has still won 26 of its last 38 (26-12) games, 33 of its last 47 (33-14), 46 of its last 61 (46-15) and 47 of its last 65 since the 2015 season (47-18).
  - The Aztecs dropped to 40-9 in the Rocky Long era when holding their opponent to an average field position of less the 25-yard line.
  - SDSU fell to 24-3 since 1988 when owning at least a 14-yard advantage in field position (tonight: +14).
  - The Aztecs fell to 31-2 over their last 33 games when owning a turnover advantage.
  - SDSU fell to 51-6 in the Rocky Long era when committing less turnovers than its opponent.
  - San Diego State dropped to 51-3 in the Rocky Long era when keeping its opponent to 17 or less points.
  - SDSU fell to 67-8 in the Rocky Long era when holding its opponent to less than 24 points.
- Series Notes**
- SDSU dropped to 20-11-2 all-time against Hawaii'.
  - San Diego State had its three-game winning streak snapped vs. Hawaii' at Aloha Stadium.
  - The Aztecs fell to 11-7-2 all-time against UH in Honolulu.

**SDSU Sputters at Hawai'i, 14-11**

**HONOLULU** — San Diego State held a potent Hawaii' offense in check, but was unable to muster up enough points in a 14-11 loss in Honolulu.

The loss ended the Aztecs' (8-3, 5-3 MW) chance to make the Mountain West Championship game on Dec. 7 as the Rainbow Warriors (8-4, 5-3 MW) won the tiebreaker by beating SDSU for the right to play Boise State.

San Diego State held UH to its fewest points (14) and total yards (347) this season. Hawaii' came into the game averaging 35.8 points and 491.9 yards per game.

The Rainbow Warriors scored on its first drive, methodically marching 92 yards on 15 plays over 8 minutes, 30 seconds before Cole McDonald found Jason-Matthew Sharsh in the back corner of the end zone. UH was a perfect 4-for-4 on third down conversions and had six first downs on the drive.

After exchanging punts for the rest of the first half, the Aztecs caught a break when cornerback Luq Barcoo gathered a tipped pass from Hawaii' cornerback Cole McDonald at the SDSU 49-yard line for his eighth interception of the season. The eight interceptions are tied for the most in FBS this year, tied for the most in San Diego State's Division I history (since 1969) and tied for the second most overall in program history.

With just 1:29 remaining in the half, the Aztecs quickly got into Rainbow Warrior territory, but their drive stalled on the UH 10, where Matt Araiza punched in a 27-yard field goal to make it at 7-3 game at the half.

After each team went three and out to start the third quarter, UH went 96 yards on 14 plays over 7:12 before Fred Holly took a third-and-10 play 11 yards into the end zone for a 14-3 Hawaii' lead with 5:15 left in the third quarter.

SDSU answered with a long drive of its own, going 75 yards on 16 plays in 7:17, culminating with a 5-yard touchdown run by quarterback Ryan Agnew on fourth-and-goal. San Diego State converted a pair of third-down attempts on the drive, the first when Agnew found tight end Parker Houston for a 10-yard pass on third-and-6. Later in the drive on third-and-6, Chance Bell got just enough and a holding penalty by Hawaii' moved the Aztecs to the 8-yard line. Facing a fourth-and-goal from the 5, Agnew, after not seeing an open receiver, sprinted into the end zone for his first career rushing touchdown.

Agnew then converted the 2-point conversion with another tough run, cutting the lead to 14-11 with 12:58 left.

Later in the quarter, SDSU stopped the Rainbow Warriors and would have 1:23 to try and tie the game up with a field goal. Starting on its own 19-yard line, San Diego State used a 10-yard pass from Agnew to Kobe Smith, a 9-yard pass to Jesse Mathews and a 2-yard run by Chase Jasmin on fourth-and-1 to get to the Aztec 40. The Aztecs then moved into UH territory when a scrambling Agnew found Kobe Smith wide open at the Hawaii' 35. An Agnew 4-yard pass to Ethan Dedeaux set up a 48-yard field goal attempt for Matt Araiza with just eight seconds left. After the Rainbow Warriors called a timeout, Araiza's would-be career long missed just right, giving UH its first-ever trip to the Mountain West Championship game.

Agnew was 25-for-39 for 229 yards for SDSU, who wasted a fantastic punting performance by Brandon Heicklen. Heicklen punted five times, all inside the 20-yard line, including four inside the 10 and two inside the 5. UH's average starting field position of the 14-yard line was worst against an Aztec team in nearly 300 SDSU games in which ASP data is available. From Heicklen's six punts, the Rainbow Warriors' average starting field position was the 6.6-yard line.

Darren Hall led the defense with eight tackles as San Diego State saw its five-game road winning streak snapped.

**SCORING SUMMARY**

Qtr	Time	Team	Scoring Play	Plays	TOP	Score
1st	3:43	UH	Sharsh 8-yd pass f. McDonald (Meskell kick)	15-92	8:30	0-7
2nd	0:18	SDSU	Araiza 27-yd field goal	8-41	1:11	3-7
3rd	5:15	UH	Holly 11-yd run (Meskell kick)	14-96	7:12	3-14
4th	12:58	SDSU	Agnew 5-yd run (Agnew rush)	16-75	7:17	11-14

**INDIVIDUAL STATISTICS**

**SDS STATE**

Rushing	Att	Yds	TD	Long	Avg
Jasmin	7	37	0	11	5.3
Washington	9	24	0	6	2.7
Brookshire	3	11	0	7	3.7
Bell	4	8	0	6	2.0
Agnew	2	8	1	5	4.0
Byrd	1	1	0	1	1.0
<b>Totals</b>	<b>26</b>	<b>89</b>	<b>1</b>	<b>11</b>	<b>3.4</b>

Passing	C-A-I	Yds	TD	Long	Sack
Agnew	25-39-0	229	0	25	0
Team	0-1-0	0	0	0	0
<b>Totals</b>	<b>25-40-0</b>	<b>229</b>	<b>0</b>	<b>25</b>	<b>0</b>

**HAWAII'**

Rushing	Att	Yds	TD	Long	Avg
Cordeiro	8	59	0	14	7.4
Reed	13	53	0	14	4.1
Holly	5	29	1	15	5.8
Team	2	-4	0	0	-2.0
McDonald	3	-5	0	8	-1.7
<b>Totals</b>	<b>31</b>	<b>132</b>	<b>1</b>	<b>15</b>	<b>4.3</b>

Passing	C-A-I	Yds	TD	Long	Sack
McDonald	13-19-1	144	1	21	2
Cordeiro	9-16-0	71	0	11	1
<b>Totals</b>	<b>22-35-1</b>	<b>215</b>	<b>1</b>	<b>21</b>	<b>3</b>

Receiving	No.	Yds	TD	Long
Sharsh	10	95	1	16
Smart	7	82	0	21
Houston	4	29	0	9
Ward	1	9	0	9
<b>Totals</b>	<b>22</b>	<b>215</b>	<b>1</b>	<b>21</b>

Game 12

BRIGHAM YOUNG	3	0	0	0	-	3
SAN DIEGO STATE	0	7	3	3	-	13

Nov. 30 | SDCCU Stadium | San Diego, Calif. | 6:07 p.m. PT | Attendance: 28,180



TEAM STATISTICS

	BYU	SDSU
<b>FIRST DOWNS</b>	<b>23</b>	<b>12</b>
Rushing	7	5
Passing	15	7
Penalty	1	0
<b>NET YARDS RUSHING</b>	<b>78</b>	<b>97</b>
Rushing Attempts	27	35
Average Per Rush	2.9	2.8
Rushing Touchdowns	0	0
Yards Gained Rushing	112	109
Yards Lost Rushing	34	12
<b>NET YARDS PASSING</b>	<b>338</b>	<b>172</b>
Completions-Attempts-Int	32-54-2	19-25-0
Average Per Attempt	6.3	6.9
Average Per Completion	10.6	9.1
Passing Touchdowns	0	1
<b>TOTAL OFFENSE YARDS</b>	<b>416</b>	<b>269</b>
Total offense plays	81	60
Average Gain Per Play	5.1	4.5
<b>Fumbles: Number-Lost</b>	<b>1-1</b>	<b>0-0</b>
<b>Penalties: Number-Yards</b>	<b>4-20</b>	<b>4-30</b>
<b>PUNTS-YARDS</b>	<b>4-128</b>	<b>7-323</b>
Average Yards Per Punt	32.0	46.1
Net Yards Per Punt	32.0	43.6
Inside 20	2	5
50+ Yards	0	1
Touchbacks	0	0
Fair catch	3	3
<b>KICKOFFS-YARDS</b>	<b>2-102</b>	<b>4-234</b>
Average Yards Per Kickoff	51.0	58.5
Net Yards Per Kickoff	42.0	39.8
Touchbacks	0	3
Fair Catch Yards	15	0
<b>Punt returns: Number-Yards-TD</b>	<b>2-18-0</b>	<b>0-0-0</b>
Average Per Return	9.0	0.0
<b>Kickoff returns: Number-Yds-TD</b>	<b>1-0-0</b>	<b>1-18-0</b>
Average Per Return	0.0	18.0
<b>Interceptions: Number-Yds-TD</b>	<b>0-0-0</b>	<b>2-25-0</b>
<b>Fumble Returns: Number-Yds-TD</b>	<b>0-0-0</b>	<b>0-0-0</b>
<b>Miscellaneous Yards</b>	<b>0</b>	<b>0</b>
<b>Possession Time</b>	<b>31:39</b>	<b>28:21</b>
1st Quarter	7:03	7:57
2nd Quarter	8:32	6:28
3rd Quarter	6:51	8:09
4th Quarter	9:13	5:47
<b>Third-Down Conversions</b>	<b>6 of 17</b>	<b>4 of 14</b>
<b>Fourth-Down Conversions</b>	<b>1 of 3</b>	<b>0 of 1</b>
<b>Red-Zone Scores-Chances</b>	<b>1-3</b>	<b>1-2</b>
Touchdowns	0-3	0-2
Field goals	1-3	1-2
<b>Sacks By: Number-Yards</b>	<b>2-7</b>	<b>2-24</b>
<b>PAT Kicks</b>	<b>0-0</b>	<b>1-1</b>
<b>Field Goals</b>	<b>1-3</b>	<b>2-2</b>
<b>Points off turnovers</b>	<b>0</b>	<b>0</b>

▶▶ GAME NOTES

Big Notes

- The Aztecs have at least nine wins in four of the past five years, and five times in the Rocky Long era (since 2011).
- SDSU snapped a six-game losing streak to BYU (previous win was Oct. 1, 2005).
- The Aztecs finished 4-2 at home on the season and now have six straight winning seasons at home. SDSU hasn't had a losing home season since going 2-4 in 2008.
- San Diego State won on Senior Night for the eighth time in 10 seasons (exceptions were 2018 and 2016).
- The Aztecs snapped BYU's five-game winning streak, its longest since 2008.
- SDSU has gone 26 straight quarters without allowing more than one score. The last time San Diego State allowed multiple scores in a quarter was the second quarter vs. Wyoming on Oct. 12. The Aztecs have allowed just 83 points over the last 26 quarters (3.2 points per quarter).
- SDSU improved to 32-2 over its last 34 games when owning a turnover advantage.
- San Diego State held Brigham Young to three points, its fewest in a game since being shut out at No. 17 LSU on Sept. 2, 2017 and the fewest against a Group of 5 opponent since being shut out against Utah (was in the Mountain West at the time) on Sept. 22, 2003. The Cougars came into tonight averaging 30.3 points per game, including 39.8 points per game over their five-game win streak.
- Carson Baker became just the second quarterback in the Aztecs' Division I history (since 1969) to win in his starting debut having never previously thrown a collegiate pass (also Joe Davis vs. Arkansas State on Sept. 12, 1976).
- Baker became the first SDSU quarterback to start in a game having never previously thrown a pass since Ryan Lindley started on Aug. 30, 2008 vs. Cal Poly.
- Baker became the fourth straight SDSU quarterback to win in his starting debut.
- Aztec quarterbacks were 1-13 in the previous 14 debuts prior to this stretch.

Aztecs Stifle Brigham Young, 13-3

**SAN DIEGO** — Redshirt freshman Carson Baker threw for the go-ahead score in his first career start and Tariq Thompson had a strip-sack fumble recovery and an interception for San Diego State, which beat BYU, 13-3, in a clash of former conference rivals on Senior Night at SDCCU Stadium.

SDSU (9-3) rebounded from a loss at Hawai'i, limiting the Cougars (7-5) to just one field goal after the visitors entered the night averaging 39.8 points over their previous five games.

San Diego State also snapped BYU's five-game winning streak and beat Brigham Young for the first time since 2005, halting a six-game losing streak in the series.

Baker, who played at nearby Helix High, had never taken a college snap before getting the start in place of senior Ryan Agnew, who sat out with an injured left calf. Baker completed 19 of 24 passes for 172 yards and a 25-yard scoring pass to tight end Daniel Bellinger.

Baker became just the second quarterback in the Aztecs' Division I history (since 1969) to win in his starting debut having never previously thrown a collegiate pass (also Joe Davis vs. Arkansas State on Sept. 12, 1976). Baker also became the fourth straight San Diego State quarterback to win in his starting debut, joining Maxwell Smith (Aug. 30, 2015 vs. San Diego), Christian Chapman (Dec. 5, 2015 vs. Air Force in the Mountain West Championship game) and Ryan Agnew (Sept. 15, 2018 vs. No. 23/25 Arizona State). Aztec quarterbacks were 1-13 in the previous 14 debuts prior to this stretch.

BYU's Zach Wilson threw for 316 yards, completing 31 of 53, but overall had a tough night against SDSU's stingy defense, which forced three turnovers against the quarterback, including two interceptions and a fumble. San Diego State improved to 32-2 the last 34 games it won the turnover battle.

After looking lethargic for most of the first half, Baker led the Aztecs on a two-minute drill capped by his 25-yard touchdown pass to Bellinger for a 7-3 lead with 13 seconds left before halftime. The Aztecs had punted on five of their previous six possessions and were stuffed on fourth-and-1 at the BYU 10.

The Cougars had the ball at the SDSU 40 late in the third quarter and tried a flea flicker, but Thompson hit Zach Wilson for the strip-sack and recovered the fumble. It was Thompson's third fumble recovery of the season (T-6th in SDSU single-season history) and fifth of his career (T-5th in program history). Thompson also intercepted Wilson with 4:43 to play in the game, his third of the year and 10th of his career (T-10th in program history).

SDSU's Matt Araiza kicked field goals of 44 and 27 yards in the second half. Baker had completions of 33 and 32 yards to Jesse Matthews to set up Araiza's second field goal. Matthews finished with team highs of four catches and 78 yards.

Wilson moved the Cougars down the field early in the fourth quarter before the drive stalled and Skyler Southam shanked a 26-yard field goal attempt off the left upright. Southam missed again with 12 seconds left.

Southam opened the scoring with a 24-yard field goal at the 3:39 mark of the first quarter.

Tariq Thompson, Dwayne Johnson Jr. and Trenton Thompson finished with nine tackles each to lead the Aztec defense, which held Brigham Young to three points, its fewest in a game since being shut out at No. 17 LSU on Sept. 2, 2017 and the fewest against a Group of 5 opponent since being shut out against Utah (was in the Mountain West at the time) on Sept. 22, 2003.

SDSU also extended its streak to 26 straight quarters without allowing more than one score. The last time San Diego State allowed multiple scores in a quarter was the second quarter vs. Wyoming on Oct. 12.

>> SCORING SUMMARY

Qtr	Time	Team	Scoring Play	Plays	TOP	Score
1st	3:39	BYU	Southam 24-yd field goal	7-39	2:36	3-0
2nd	0:13	SDSU	Bellinger 25-yd pass f. Baker (Araiza kick)	10-61	2:10	3-7
3rd	5:23	SDSU	Araiza 44-yd field goal	11-52	6:19	3-10
4th	5:40	SDSU	Araiza 27-yd field goal	8-70	4:29	3-13

INDIVIDUAL STATISTICS

>> BRIGHAM YOUNG

Rushing	Att	Yds	TD	Long	Avg
Wilson	8	29	0	17	3.6
Katoa	10	22	0	6	2.2
Hifo	4	19	0	9	4.8
Allgeier	3	5	0	5	1.7
Milne	1	4	0	4	4.0
Team	1	-1	0	0	-1.0
<b>Totals</b>	<b>27</b>	<b>78</b>	<b>0</b>	<b>17</b>	<b>2.9</b>

Passing	C-A-I	Yds	TD	Long	Sack
Wilson	31-52-2	316	0	35	2
Hifo	1-1-0	22	0	22	0
<b>Totals</b>	<b>32-54-2</b>	<b>338</b>	<b>0</b>	<b>35</b>	<b>2</b>

>> SAN DIEGO STATE

Rushing	Att	Yds	TD	Long	Avg
Jasmin	7	44	0	17	6.3
Washington	10	26	0	8	2.6
Williams	5	13	0	8	2.6
Baker	8	7	0	5	0.9
Bell	3	6	0	2	2.0
Brookshire	1	2	0	2	2.0
Team	1	-1	0	0	-1.0
<b>Totals</b>	<b>35</b>	<b>97</b>	<b>0</b>	<b>17</b>	<b>2.8</b>

Passing	C-A-I	Yds	TD	Long	Sack
Baker	19-24-0	172	1	33	2
Team	0-1-0	0	0	0	0
<b>Totals</b>	<b>19-25-0</b>	<b>172</b>	<b>1</b>	<b>33</b>	<b>2</b>

Receiving	No.	Yds	TD	Long
Shumway	6	83	0	21
Bushman	6	59	0	22
Simon	5	46	0	20
Katoa	4	52	0	34
Romney	3	53	0	35
Hifo	3	20	0	11
Milne	3	15	0	10
Allgeier	2	10	0	6
<b>Totals</b>	<b>32</b>	<b>338</b>	<b>0</b>	<b>35</b>

Receiving	No.	Yds	TD	Long
Matthews	4	78	0	33
Smith, K.	3	19	0	10
Byrd	3	10	0	10
Bell	2	7	0	6
Washington	2	6	0	3
Bellinger	1	25	1	25
Houston	1	8	0	8
Williams	1	8	0	8
Dinka	1	7	0	7
Jasmin	1	4	0	4
<b>Totals</b>	<b>19</b>	<b>172</b>	<b>1</b>	<b>33</b>

# AZTEC PLAYERS

## #9 RYAN AGNEW

**Quarterback • Senior • 6-0 • 200 • Southlake, Texas • Carroll HS**

• **At San Diego State:** Athletic, mobile quarterback with an accurate arm ... Can throw on the run and in the pocket ... Is 14-4 as a starting quarterback over his career ... Will start for the 19th time of his career in the bowl game vs. Central Michigan ... Has the best winning percentage (.778) in SDSU's Division I history (since 1969, min. 15 starts) ... Also is tied for fifth in second-half comeback victories (4), tied for seventh in wins (14) and 20th in passing yards (3,902).

• **2019 (Senior):** Was named to the Pro Football Focus Mountain West Team of the Year as an honorable-mention selection ... Has been chosen as a team captain by his teammates ... Started the team's first 11 games, missing the Brigham Young game with an injury ... Is 216-for-340 for 2,175 yards with a 125.00 pass efficiency rating, throwing 11 touchdowns against five interceptions ... Has a 63.5 completion percentage ... Also has rushed 71 times for 120 yards (1.7 avg.) with a long run of 19 yards ... If you take away the 18 times he has been sacked (for 152 yards) this year, he has rushed 53 times for 272 yards (5.1 avg.) ... Leads the Mountain West in interception percentage (1.47, 18th in FBS), and ranks second in touchdown-to-interception percentage (2.20, 1-57th in FBS), third in completion percentage (63.53, 36th in FBS), sixth in completions per game (19.64, 36th in FBS), passing yards (2,175, 74th in FBS) and pass efficiency rating (124.63), seventh in passing yards per game (197.73, 68th in FBS), and total offense per game (208.64), and eighth in passing touchdowns (11), yards per completion (10.07) and yards per attempt (6.40) ... His pass efficiency rating and touchdown-to-interception numbers this season by quarter - 1st: 115.9, 2-3 | 2nd: 117.8, 1-1 | 3rd: 135.6, 3-0 | 4th: 138.1, 5-1 - and by half - 1st: 116.9, 3-4 | 2nd: 136.8, 8-1 ... When the game is within three points in the fourth quarter, he is 13-for-19 for 146 yards, two touchdowns, zero interceptions and a 167.7 pass efficiency rating ... vs. Weber State (Aug. 31) ... Started the opener against Weber State, going 16-for-30 for 108 yards ... at UCLA (Sept. 7) ... Had arguably the best game of his career in a win at UCLA, going 23-for-31 for 293 yards and a touchdown without throwing an interception ... Ended up setting then career highs in completions (23), yards (293), completion percentage (.742) and pass efficiency rating (164.23) ... Also ran for 19 yards on eight carries with a long run of 19 yards ... If you take away the two times he was sacked for 16 yards, he would have rushed for 35 yards on six carries (5.8 avg.) ... at New Mexico State (Sept. 14) ... Was 17-for-26 for 116 yards and a touchdown with an interception at New Mexico State ... Threw his second touchdown of the season and 12th of his career ... The interception was the first of his career on the road ... Also rushed three times for 18 yards (6.0 avg.) without being sacked for the first time of the season ... vs. Utah State (Sept. 21) ... Was 20-for-37 for 281 yards and two touchdowns vs. Utah State, while throwing one interception ... The 281 yards were the third most of his career ... at Colorado State (Oct. 5) ... Had another good outing at Colorado State, going 16-for-20 for 147 yards and three touchdowns without throwing an interception ... Had a career-high 80.0 completion percentage and a career-best 191.24 pass efficiency rating, and tied a career high with three touchdown passes ... Threw multiple touchdowns for the second straight game, second time this season and fourth time of his career ... This decade, this was just the fifth time an Aztec quarterback has had two-plus touchdown passes without an interception in a road game (Agnew twice, Christian Chapman, Adam Dingwell, Ryan Lindley) and just the eighth time an Aztec quarterback has thrown three-plus touchdowns without an interception in a game (Lindley three times, Agnew twice, Quinn Kaehler twice, Dingwell once) ... Completed eight of his first nine pass attempts with the one incompleting being a dropped pass ... vs. Wyoming (Oct. 12) ... Was 21-for-32 for 209 yards and two touchdowns without an interception against Wyoming, earning his first second-half comeback win of the season and fourth of his career ... Threw multiple touchdowns for a third straight game, third time this season and fifth time of his career ... Also rushed nine times for a then career-high 42 yards (4.7 avg.) without taking a loss with a long of 11 yards ... at San José State (Oct. 19) ... Was 13-for-20 for 88 yards at San José State, while adding a career-high 44 rushing yards on a career-best 11 attempts ... at UNLV (Oct. 26) ... Was 14-for-23 for a 185 yards and a touchdown, while throwing one interception, at UNLV ... Threw an interception, snapping his career-long streak of 124 pass attempts without an interception (first one since Sept. 21 vs. Utah State) ... vs. Nevada (Nov. 9) ... Was 18-for-35 for 196 yards with zero touchdowns and an interception against Nevada ... Also ran six times for 18 yards, tying a season long with a 19-yard run ... vs. Fresno State (Nov. 15) ... Was 33-for-47 for 323 yards with a touchdown against Fresno State, setting career highs in passing yards, completions and passing attempts ... Became the first Aztec 300-yard passer since Quinn Kaehler threw for 326 against Air Force on Nov. 14, 2014 ... For

his efforts, was named to the Pro Football Focus Mountain West Team of the Week ... There were 65 games in between 300-yard passers ... Became the 25th different 300-yard passer in program history ... Threw to 11 different receivers, including himself when he caught a batte-down pass ... The touchdown pass was his 11th of the season and 21st of his career ... Also ran five times for 13 yards (2.6 avg.) with a long run of nine yards ... at Hawai'i (Nov. 23) ... Was 25-for-39 for 229 yards at Hawai'i without a touchdown or an interception ... Also rushed twice for eight yards with a touchdown ... The rushing touchdown was the first of his career in his 38th game played ... Dropped to 14-4 as the team's starting quarterback ... vs. Brigham Young (Nov. 30) ... Did not play against Brigham Young because of an injury suffered at Hawai'i, snapping his streak of games played at 23 and games started at 11 ... The Aztecs still won the game, giving SDSU its first win without an Agnew start at quarterback since Sept. 8, 2018 vs. Sacramento State (when Agnew relieved starter Christian Chapman to get the win).

• **2018 (Junior):** Received the team's Byron H. Chase Memorial Trophy after being chosen the team's offensive player of the year ... Played in 12 of the team's 13 games, starting seven times ... Was 115-for-223 (51.6 pct.) for 1,651 yards and 10 touchdowns with six interceptions, owning a 123.18 pass efficiency rating ... Was 6-1 as the team's starting quarterback ... Also rushed 62 times for 141 yards (2.3 avg.) with a long run of 32 yards ... If you take away the 23 times he was sacked (for 146 yards), he rushed 39 times for 287 yards (7.4 avg.) ... Ranked 10th in FBS play (1st in MW) in passing yards per completion (14.36) ... Also ranked eighth in the MW in passing yards per attempt (7.40, 62nd in FBS), pass efficiency (123.18), passing yards (1,651), passing yards per game (137.58) and total offense per game (149.3), and 10th in touchdown passes (10) and completion percentage (51.57) ... Did not play in the opener at No. 13/13 Stanford ... Logged the first extensive time of his career vs. Sacramento State, playing 2.5 quarters after starter Christian Chapman went down with a knee injury ... Was 11-for-17 (64.7 pct.) for 159 yards, throwing two interceptions without a touchdown pass ... The first interception bounced off the hands of an Aztec tight end ... Set then career highs in completions (11), attempts (17), passing yards (159) and long pass (27) after entering the game with just 76 career passing yards, going 6-for-9 in 15 games played off the bench ... Also rushed three times for 21 yards (7.0 avg.) with a long of 14 yards ... Earned his first career start the following week against No. 23/25 Arizona State, completing 12 of 24 passes for 129 yards and a touchdown without throwing an interception ... Also rushed nine times for 36 yards (4.0 avg.) with a long of 13 yards ... Became the first quarterback from a non-Power 5 school to beat a nationally ranked team from a Power 5 school in his starting debut since USF's B.J. Daniels against No. 18 Florida State on Sept. 26, 2009 ... Became the third straight Aztec starting quarterback to win his Aztec debut (also Maxwell Smith vs. San Diego on Aug. 30, 2015 and Chapman vs. Air Force on Dec. 5, 2015) (SDSU quarterbacks were just 1-13 in the previous 14 starting debuts) ... Also became the first Aztec quarterback to beat a nationally ranked team in his debut (other quarterbacks were 0-4 when their debut was against a ranked squad) ... Threw his first touchdown pass late in the second quarter to Tim Wilson Jr. ... On the drive, Agnew was 6-for-9 for 77 yards and a touchdown with a 175.20 pass efficiency rating, while adding an 8-yard rush ... Started out the game 4-for-13, but completed 8 of his final 11 attempts in the game ... Set then career highs in completions (12), attempts (24), carries (9) and rushing yards (36) ... Picked up his second straight win against Eastern Michigan, going 12-for-22 for 176 yards and two touchdowns with one interception, while rushing eight times for 18 yards (2.2 avg.) with a long of 22 yards ... Recorded his first career second-half comeback win, leading the Aztecs to a game-tying field goal with 1:16 left in the fourth quarter and then leading SDSU to a field goal in overtime ... The 176 yards were a then career high, while the 12 completions tied a career best ... Threw multiple touchdown passes for the first time of his career ... Was 8-for-15 for 113 yards in a third straight start and first time as a captain at rv/No. 24 Boise State ... Also rushed nine times for zero yards with a long of eight, getting sacked four times ... Threw for a then career-high 213 yards and passed for a touchdown with one interception in a fourth straight start against Air Force, completing 9 of 25 passes ... Also had a then career-long 55-yard pass to Fred Trevillion and a career-long 32-yard run ... Recorded his third second-half comeback win of the season ... Threw for 86 yards, completing 7 of 11 passes, in a fifth straight start against San José State ... Threw for a career-high 283 yards and a career-best three touchdown passes in a start at Nevada ... The 283 passing yards were the most by an Aztec since Quinn Kaehler threw for 326 against Air Force on Nov. 21, 2014, while the three touchdowns were the most by an Aztec since Christian Chapman threw three vs. Hawai'i on Nov. 5, 2016 ... Also set career highs in completions (20) and passing at-

tempts (41) ... Threw for multiple touchdown passes for the second time of his career ... Threw to a season-high nine different receivers ... Was 4-for-6 for 58 yards in a seventh straight start at New Mexico as a team captain, playing two drives before giving way to Christian Chapman ... Improved to 6-1 as the starting quarterback ... Threw for 187 yards with a touchdown and an interception off the bench against UNLV, going 14-for-26 ... Threw for 92 yards and a touchdown off the bench against Fresno State, completing 4 of 8 passes ... Threw a 70-yard touchdown pass to Fred Trevillion, the longest pass of his career ... Threw for 29 yards and a touchdown against Hawai'i, going 3-for-4 in the fourth quarter and overtime ... Threw a 13-yard touchdown pass to Isaac Lessard in the fourth quarter, which tied the game up at 24-24 ... The touchdown was his 10th of the season (and career) ... Came off the bench against Ohio in the DXL Frisco Bowl, going 11-for-24 for 126 yards with one interception and no touchdowns ... Also ran seven times for 10 yards with a long of nine yards.

- **2017 (Sophomore):** Was 4-for-7 on the season for 47 yards in seven games, owning a 57.1 completion percentage and a 113.54 pass efficiency rating ... Also rushed 10 times for 52 yards (fifth on team), averaging 5.2 yards per carry with a long of 24 yards ... Played in the fourth quarter in the opener against UC Davis, going 1-for-2 for 17 yards, throwing a pass to Isiah Macklin ... The two pass attempts were a then career high ... Did not play at Arizona State, against No. 19/19 Stanford, at Air Force or vs. Northern Illinois ... Played on the team's final two drives at UNLV without attempting a pass ... Did not play against Boise State ... Played late against Fresno State, going 1-for-3 for 13 yards, and rushing four times for a career-high 39 yards (9.8 avg.) with a long of 24 yards ... The three passing attempts, four rushing attempts and long of 24 yards were also career bests ... Played late at Hawai'i without recording a stat ... Played most of the second half at San José State, going 2-for-2 for 17 yards with a long of 12 ... Also rushed twice for 18 yards (9.0 avg.) with a long of 14 ... Played a drive against Nevada, rushing three times, but losing three yards ... Played the team's final drive against New Mexico without recording a stat ... Did not play in the Armed Forces Bowl vs. Army West Point.

- **2016 (Freshman):** Played in eight of the team's 14 games, completing both of his pass attempts for 29 yards and rushing five times for 33 yards (6.6 avg.) ... Played the final series against New Hampshire for his first career appearance, going 1-for-1 for eight yards and rushing once for three yards ... Did not play in successive games against California, Northern Illinois and South Alabama ... Logged snaps late vs. UNLV, but did not attempt a pass ... Did not play at Fresno State ... Logged statless time vs. San José State and at Utah State ... Played the fourth quarter against Hawai'i, scrambling for a 23-yard rush and completing a 21-yard pass to Darryl Richardson ... Ended up setting career highs in rushing yards (23), long rush (23), passing yards (21) and long pass (21) for the Warriors ... Logged statless time late in the game at Nevada ... Did not play at Wyoming ... Played in the fourth quarter against Colorado State, rushing twice for six yards (3.0 avg.) with a long of five yards ... Did not play in the MW Championship at Wyoming ... Came in late vs. Houston in the Las Vegas Bowl, rushing one for one yard.

- **2015 (Redshirt):** Redshirted his first season at SDSU, where he was named the team's offensive scout team player of the year.

- **High School:** Passed for 6,967 yards and 56 touchdowns over three years at Carroll High School in Southlake, Texas, leading the Dragons to a combined 36-5 (.878) record, according to MaxPreps.com ... Also rushed for 2,286 yards with 38 touchdowns, averaging 5.8 yards per carry ... Passed for 3,197 yards as a senior in 2014, going 223-for-335 (66.7 pct.) with 22 touchdowns, while adding 53 yards and eight touchdowns on the ground in a 13-1 season ... As a junior in 2013, was 200-for-316 (63.3 pct.) for 29 touchdowns against just seven interceptions, and an impressive 1,257 rushing yards and 20 scores on the ground ... Added 496 yards and 10 rushing touchdowns in 2012 ... Was a two-time district MVP (2013-14) ... A three-star recruit by Rivals, ESPN and 247sports, and a two-star pick by Scout ... Earned an 83 grade by 247sports and a 73 by ESPN.

- **Personal:** Ryan James Agnew was born Sept. 26, 1996, in Southlake, Texas ... Son of Ed and Megann Agnew ... Chose San Diego State over offers from Arkansas State, UConn, Houston, Navy, S.F. Austin, Texas State and UNLV (according to Rivals) ... Is majoring in economics.

**Agnew's Career Statistics**

Season	Passing				Rushing							
	GP	GS	Cmp.	Att.	Pct.	Int.	TD	Yds.	Rtg.	Att.	Yds.	TD
2016	8	0	2	2	100.0	0	0	29	221.80	5	33	0
2017	7	0	4	7	57.1	0	0	47	113.54	10	52	0
2018	12	7	115	223	51.6	6	10	1,525	123.18	62	141	0
2019	11	11	216	340	63.5	5	11	2,175	125.00	71	120	1
<b>Career</b>	<b>38</b>	<b>18</b>	<b>337</b>	<b>572</b>	<b>58.9</b>	<b>11</b>	<b>21</b>	<b>3,902</b>	<b>124.39</b>	<b>148</b>	<b>346</b>	<b>1</b>

**Career Highs:** Completions: 33 vs. Fresno State (11/15/19); Attempts: 47 vs. Fresno State

(11/15/19); Passing Yards: 323 vs. Fresno State (11/15/19); Passing Touchdowns: 3 at Colorado State (10/5/19), vs. Nevada (10/27/18); Long Pass: 70 at Fresno State (11/17/18); Completion Pct. (min. 12 att.): 80.0 (16-for-20) at Colorado State (10/5/19); Efficiency Rating (min. 12 att.): 191.24 at Colorado State (10/5/19); Carries: 11 at San José State (10/19/19); Rushing Yards: 44 at San José State (10/19/19); Rushing Touchdowns: 1 at Hawai'i (11/23/19); Long Rush: 32 vs. Air Force (10/12/18); Receptions: 1 vs. Fresno State (11/15/19).

**2019 Highs:** Completions: 33 vs. Fresno State (11/15/19); Attempts: 47 vs. Fresno State (11/15/19); Passing Yards: 323 vs. Fresno State (11/15/19); Passing Touchdowns: 3 at Colorado State (10/5/19); Long Pass: 49 vs. Utah State (9/21/19); Completion Pct. (min. 12 att.): 80.0 (16-for-20) at Colorado State (10/5/19); Efficiency Rating (min. 12 att.): 191.24 at Colorado State (10/5/19); Carries: 11 at San José State (10/19/19); Rushing Yards: 44 at San José State (10/19/19); Rushing Touchdowns: 1 at Hawai'i (11/23/19); Long Rush: 19 vs. Nevada (11/9/19), at UCLA (9/7/19); Receptions: 1 vs. Fresno State (11/15/19).

**Agnew's Career Game-by-Game**

Passing												
Date	Opponent	GP	GS	Cmp.	Att.	Pct.	Int.	TD	Yds.	Rtg.		
S.3.16	New Hampshire	1	0	1	1	100.0	0	0	8	167.20		
S.10.16	California	--- Did Not Play ---										
S.17.16	at Northern Illinois	--- Did Not Play ---										
O.1.16	at South Alabama	--- Did Not Play ---										
O.8.16	UNLV*	1	0	0	0	0.0	0	0	0	0.00		
O.14.16	at Fresno State*	--- Did Not Play ---										
O.21.16	San José State*	1	0	0	0	0.0	0	0	0	0.00		
O.28.16	at Utah State*	1	0	0	0	0.0	0	0	0	0.00		
N.5.16	Hawai'i*	1	0	1	1	100.0	0	0	21	276.40		
N.12.16	Nevada*	1	0	0	0	0.0	0	0	0	0.00		
N.19.16	at Wyoming*	--- Did Not Play ---										
N.26.16	Colorado State*	1	0	0	0	0.0	0	0	0	0.00		
D.3.16	at Wyoming@	--- Did Not Play ---										
D.21.16	vs. Houston^	1	0	0	0	0.0	0	0	0	0.00		
S.2.17	UC Davis	1	0	1	2	50.0	0	0	17	121.40		
S.9.17	at Arizona State	--- Did Not Play ---										
S.16.17	No. 19/19 Stanford	--- Did Not Play ---										
S.23.17	at Air Force*	--- Did Not Play ---										
S.30.17	Northern Illinois	--- Did Not Play ---										
O.7.17	at UNLV*	1	0	0	0	0.0	0	0	0	0.00		
O.14.17	Boise State*	--- Did Not Play ---										
O.21.17	Fresno State*	1	0	1	3	33.3	0	0	13	69.73		
O.28.17	at Hawai'i*	1	0	0	0	0.0	0	0	0	0.00		
N.4.17	at San José State*	1	0	2	2	100.0	0	0	17	171.40		
N.18.17	Nevada*	1	0	0	0	0.0	0	0	0	0.00		
N.24.17	New Mexico&	1	0	0	0	0.0	0	0	0	0.00		
D.23.17	vs. Army West Point+	--- Did Not Play ---										
A.30.18	at No. 13/13 Stanford	--- Did Not Play ---										
S.8.18	Sacramento State	1	0	11	17	64.7	2	0	159	119.74		
S.15.18	No. 23/25 Arizona State	1	1	12	24	50.0	0	1	129	108.90		
S.22.18	Eastern Michigan	1	1	12	22	54.5	1	2	176	142.65		
O.6.18	vs. rv/No. 24 Boise State*	1	1	8	15	53.3	0	0	113	116.61		
O.12.18	Air Force*	1	1	9	25	36.0	1	1	213	112.77		
O.20.18	San José State*	1	1	7	11	63.6	0	0	86	129.31		
O.27.18	Nevada*	1	1	20	41	48.8	0	3	283	130.91		
N.3.18	at New Mexico*	1	1	4	6	66.7	0	0	58	147.87		
N.10.18	UNLV*	1	0	14	26	53.8	1	1	187	119.26		
N.17.18	at Fresno State*	1	0	4	8	50.0	0	1	92	187.85		
N.24.18	Hawai'i*	1	0	3	4	75.0	0	1	29	218.40		
D.19.18	vs. Ohio#	1	0	11	24	45.8	1	0	126	81.60		
A.31.19	Weber State	1	1	16	30	53.3	0	0	108	83.57		
S.7.19	UCLA	1	1	23	31	74.2	0	1	293	164.23		
S.14.19	at New Mexico State	1	1	17	26	65.4	1	1	116	107.86		
S.21.19	Utah State*	1	1	20	37	54.1	1	2	281	130.28		
O.5.19	at Colorado State*	1	1	16	20	80.0	0	3	147	191.24		
O.12.19	Wyoming*	1	1	21	32	65.6	0	2	209	141.11		
O.19.19	at San José State*	1	1	13	20	65.0	0	0	88	101.96		

Date	Opponent	GP	GS	Cmp.	Att.	Pct.	Int.	TD	Yds.	Rtg.
0.26.19	at UNLV*	1	1	14	23	60.9	1	1	185	134.09
N.9.19	Nevada*	1	1	18	35	51.4	1	0	196	92.75
N.15.19	Fresno State*	1	1	<b>33</b>	<b>47</b>	70.2	1	1	<b>323</b>	130.71
N.23.19	at Hawai'i*	1	1	25	39	64.1	0	0	229	113.43
N.30.19	vs. Brigham Young	--- Did Not Play - Injured ---								

*Bold indicates season high. \* - Mountain West game. @ - 2016 Mountain West Championship (War Memorial Stadium; Laramie, Wyo.). ^ - 2016 Las Vegas Bowl (Sam Boyd Stadium; Las Vegas, Nev.). + - 2017 Lockheed Martin Armed Forces Bowl (Amon Carter Stadium; Fort Worth, Texas). # - 2018 DXL Frisco Bowl (Toyota Stadium; Frisco, Texas).*

**#38 ANDREW ALEKI (ah-LECK-ee)**

**Linebacker • Junior • 6-3 • 230 • Honolulu, Hawaii • Kamehameha HS**

- **At San Diego State:** Young, athletic linebacker who has impressed the coaching staff ... Has a nose for the ball ... After overcoming an injury late in fall camp, enters the bowl game as the starting "Will" linebacker ... Also excels on special teams.
- **2019 (Junior):** Has played in the team's 12 games, starting seven times ... Has 35 tackles (14 solo), including 4.5 tackles for loss, a sack, a fumble recovery, a pass breakup and five quarterback hurries ... **vs. Weber State (Aug. 31)** ... Played 16 snaps in the opener with Weber State without recording a stat ... **at UCLA (Sept. 7)** ... Earned the start for the second time in his career at UCLA, making one solo tackle in 33 snaps ... **at New Mexico State (Sept. 14)** ... Had arguably the best game of his career in his third career start at New Mexico, making five tackles (three solo), with a career-high two tackles for loss of seven yards and his first career sack of five yards ... **vs. Utah State (Sept. 21)** ... Recorded four tackles (one solo), including a 2-yard tackle for loss, and a pass breakup in a start and 61 snaps vs. Utah State ... **at Colorado State (Oct. 5)** ... Did not record a stat in 16 snaps off the bench at Colorado State ... **vs. Wyoming (Oct. 12)** ... Contributed two assisted tackles in 11 snaps off the bench vs. Wyoming ... **at San José State (Oct. 19)** ... Came up with three tackles (two solo) and two quarterback hurries in 34 snaps in a reserve role at San José State ... **at UNLV (Oct. 26)** ... Earned the start at UNLV, making a season-high and career-high-tying six tackles with three quarterback hurries in 58 snaps ... **vs. Nevada (Nov. 9)** ... Had two tackles (0.5 tackles for loss) in 28 snaps off the bench against Nevada ... **vs. Fresno State (Nov. 15)** ... Recorded five tackles (two solo) and in a start vs. Fresno State, including a 7-yard tackle for loss, in 46 snaps ... **at Hawai'i (Nov. 23)** ... Earned the start at Hawai'i, making one assisted tackle in 43 snaps ... **vs. Brigham Young (Nov. 30)** ... Tied a career high with six tackles in a start against Brigham Young, playing 54 of the 84 snaps.
- **2018 (Sophomore):** Played in 12 of the team's 13 games, starting once ... Missed only the Eastern Michigan game ... Had 22 tackles on the season to go along with a pass breakup ... Had three stops in the opener at No. 13/13 Stanford off the bench, logging 15 snaps on defense ... Also had a pass breakup, which deflected to Noble Hall for an interception ... Made an assisted tackle on defense off the bench against Sacramento State ... Did not record a stat in playing time against No. 23/25 Arizona State, logging 14 snaps on defense ... Did not play vs. Eastern Michigan ... Set a career best with three solo tackles in 19 snaps against rv/No. 24 Boise State ... Played two statless snaps against Air Force ... Had one assisted tackle in time off the bench against San José State ... Did not find the stat sheet in three snaps at Nevada ... Recorded a solo tackle on special teams at New Mexico without seeing any time on defense ... Played nine snaps without finding the stat sheet against UNLV ... Had arguably his best game of the season at Fresno State, making a career-high six tackles (previous best was three) in just 18 snaps off the bench ... Made a solo tackle in 11 snaps against Hawai'i ... Played a career-high 49 snaps in his first career start against Ohio in the DXL Frisco Bowl, tying a career high with six tackles.
- **2017 (True Freshman):** Logged snaps in 12 games as a true freshman, only missing the Arizona State game with an illness ... Had 16 tackles (nine solo), a fumble recovery and a quarterback hurry ... **Tied for the team lead with three tackles on the punt return unit** ... Played late against UC Davis in the opener, but failed to find the stat sheet ... Did not travel to Arizona State because of an illness ... Had his first two career tackles off the bench vs. No. 19/19 Stanford ... Added two assisted tackles in extensive playing time at Air Force ... Had a solo stop, recovered his first career fumble and had his first quarterback hurry vs. Northern Illinois ... Came up with two solos at UNLV ... Registered an assisted stop vs. Boise State ... Did not record a stat in playing time against Fresno State ... Had two solo stops in a reserve role at Hawai'i ... Had another two tackles (one solo) at San José State ... Came up with a solo tackle against Nevada ... Made two assisted tackles against New Mexico ... Made an assisted stop in playing time vs. Army West Point in the Armed Forces Bowl.

- **High School:** Played his prep ball at Kamehameha High School in Honolulu ... A consensus three-star recruit by Rivals, ESPN, 247sports and Scout ... 247sports ranked him as the sixth-best recruit in the state of Hawaii and gave him a grade of 83 ... Was rated as the second-best outside linebacker in Hawaii and 19th in the west by Scout.
- **Personal:** Andrew Ka'eo Aleki was born May 24, 1999, in Las Vegas, Nev. ... Son of Aviata and Jaylene Aleki ... Picked the Aztecs over other offers from Utah, Washington State, Oregon State, Air Force, UNLV and Hawai'i ... Is majoring in psychology.

**Aleki's Career Statistics**

Season	GP	GS	UA	A	TT	TFL	Sk	Int.	PBU	FF	FR
2017	12	0	9	7	16	0.0	0.0	0	0	0	1
2018	12	1	8	14	22	0.0	0.0	0	1	0	0
2019	12	7	14	21	35	4.5	1.0	0	1	0	0
<b>Career</b>	<b>36</b>	<b>8</b>	<b>31</b>	<b>42</b>	<b>73</b>	<b>4.5</b>	<b>1.0</b>	<b>0</b>	<b>1</b>	<b>0</b>	<b>1</b>

**Career Highs:** Tackles: 6, four times; Tackles For Loss: 2.0 at New Mexico State (9/14/19); Sacks: 1.0 at New Mexico State (9/14/19); Pass Breakups: 1 vs. Utah State (9/21/19), at No. 13/13 Stanford (8/31/18); Fumble Recoveries: 1 vs. Northern Illinois (9/30/17).

**2019 Highs:** Tackles: 6 vs. Brigham Young (11/30/19), at UNLV (10/26/19); Tackles For Loss: 2.0 at New Mexico State (9/14/19); Sacks: 1.0 at New Mexico State (9/14/19); Pass Breakups: 1 vs. Utah State (9/21/19).

**Aleki's Career Game-by-Game**

Date	Opponent	GP	GS	UA	A	TT	TFL	Sk.	Int.	PBU	FF	FR
S.2.17	UC Davis	1	0	0	0	0	0.0	0.0	0	0	0	0
S.9.17	at Arizona State	--- Did Not Play - Illness ---										
S.16.17	No. 19/19 Stanford	1	0	2	0	2	0.0	0.0	0	0	0	0
S.23.17	at Air Force*	1	0	2	2	2	0.0	0.0	0	0	0	0
S.30.17	Northern Illinois*	1	0	1	0	1	0.0	0.0	0	0	0	1
0.7.17	at UNLV*	1	0	2	0	2	0.0	0.0	0	0	0	0
0.14.17	Boise State*	1	0	0	1	1	0.0	0.0	0	0	0	0
0.21.17	Fresno State*	1	0	0	0	0	0.0	0.0	0	0	0	0
0.28.17	at Hawai'i*	1	0	2	0	2	0.0	0.0	0	0	0	0
N.4.17	at San José State*	1	0	1	1	2	0.0	0.0	0	0	0	0
N.18.17	Nevada*	1	0	1	0	1	0.0	0.0	0	0	0	0
N.24.17	New Mexico*	1	0	0	2	2	0.0	0.0	0	0	0	0
D.23.17	vs. Army West Point*	1	0	0	1	1	0.0	0.0	0	0	0	0
A.31.18	at No. 13/13 Stanford	1	0	1	2	3	0.0	0.0	0	1	0	0
S.8.18	Sacramento State	1	0	0	1	1	0.0	0.0	0	0	0	0
S.15.18	No. 23/25 Arizona State	1	0	0	0	0	0.0	0.0	0	0	0	0
S.22.18	Eastern Michigan	--- Did Not Play ---										
0.6.18	at rv/No. 24 Boise State*	1	0	3	0	3	0.0	0.0	0	0	0	0
0.12.18	Air Force*	1	0	0	0	0	0.0	0.0	0	0	0	0
0.20.18	San José State*	1	0	0	1	1	0.0	0.0	0	0	0	0
0.27.18	at Nevada*	1	0	0	0	0	0.0	0.0	0	0	0	0
N.3.18	at New Mexico*	1	0	1	0	1	0.0	0.0	0	0	0	0
N.10.18	UNLV*	1	0	0	0	0	0.0	0.0	0	0	0	0
N.17.18	at Fresno State*	1	0	0	6	6	0.0	0.0	0	0	0	0
N.24.18	Hawai'i*	1	0	1	0	1	0.0	0.0	0	0	0	0
D.19.18	vs. Ohio#	1	1	2	4	6	0.0	0.0	0	0	0	0
A.31.19	Weber State	1	0	0	0	0	0.0	0.0	0	0	0	0
S.7.19	at UCLA	1	1	1	0	1	0.0	0.0	0	0	0	0
S.14.19	at New Mexico State	1	1	3	2	5	2.0	1.0	0	0	0	0
S.21.19	Utah State*	1	1	1	3	4	1.0	0.0	0	1	0	0
0.5.19	at Colorado State*	1	0	0	0	0	0.0	0.0	0	0	0	0
0.12.19	Wyoming*	1	0	0	2	2	0.0	0.0	0	0	0	0
0.19.19	at San José State*	1	0	2	1	3	0.0	0.0	0	0	0	0
0.26.19	at UNLV*	1	1	2	4	6	0.0	0.0	0	0	0	0
N.9.19	Nevada*	1	0	1	1	2	0.5	0.0	0	0	0	0
N.15.19	Fresno State*	1	1	2	3	5	1.0	0.0	0	0	0	0
N.23.19	at Hawai'i*	1	1	0	1	1	0.0	0.0	0	0	0	0
N.30.19	Brigham Young	1	1	2	4	6	0.0	0.0	0	0	0	0

*Bold indicates season high. \* - Mountain West game. + - 2017 Lockheed Martin Armed Forces Bowl (Amon Carter Stadium; Fort Worth, Texas). # - 2018 DXL Frisco Bowl (Toyota Stadium; Frisco, Texas).*

#2 **MATT ARAIZA** (Ah-RIZE-ah)

Kicker • RS-Freshman • 6-2 • 195 • San Diego, Calif. • Rancho Bernardo HS

- **At San Diego State:** Takes over for two-time Lou Groza Award semifinalist John Baron II ... A left-footed kicker with a cannon of a leg ... Looks to improve on his accuracy ... Will be expected to kick field goals and PATs, as well as handle kickoff duties.
- **2019 (Freshman):** Was named an all-Mountain West honorable-mention selection as voted on by the league's coaches and media ... Has handled all kicking duties except punting in the 12 games so far ... Is 20-for-24 (.833) on the season in field goal attempts with a long of 47 yards, while making all 22 of his PATs ... Leads the Aztecs with 82 points (No. 2 is 24) and has more points than the next three players combined (72) ... Also has kicked off 56 times for 3,495 yards with 42 touchbacks for a 62.4 kickoff average ... Is tied for the FBS lead with a perfect PAT percentage, and leads the Mountain West in touchback percentage (75.00, T-10th in FBS), while tying for first in field goals per game (1.67, T-10th in FBS), field goals (20, T-10th in FBS) and field goals attempts (24, T-11th in FBS), third in field goal percentage (83.33, T-23rd in FBS), touchbacks (42, T-27th in FBS) and kickoff average (62.41, 40th in FBS), sixth in kicking points (82, 59th in FBS) and points per game (6.83), and seventh in points (82), and eighth in kickoff yards (3,495) and in kickoffs (56) ... Among freshmen kickers in the country, Araiza is tied for second in field goals (20), tied for fifth in field goal percentage (83.33) and tied for seventh in points by kickers (82) ... Ranks in a tie for second in SDSU single-season history in field goals (20) and sixth in field goal percentage (.833) ... Is one of only six kickers in FBS play to have at least one field goal in every game this season ... Has made a field goal in 12 straight games, which is tied for the sixth-longest active streak in FBS play ... vs. **Weber State (Aug. 31)** ... Accounted for all of San Diego State's points in a 6-0 win over Weber State in the opener, knocking in a pair of field goals (34 and 29 yards) in his first collegiate action ... Also kicked off three times for 195 yards and a perfect average of 65.0 yards per boot ... **at UCLA (Sept. 7)** ... Was named the Mountain West Special Teams Player of the Week for the first time in his career on Sept. 9 for his play at UCLA when he went 3-for-4 on field goal attempts and 2-for-2 on PATs, while posting five touchbacks in six kickoffs ... Made a then career-long 43-yarder in the first quarter, while his three field goals and 11 points were also a career best ... His other makes came from 31 and 25, while his lone miss was from 47 yards ... Made multiple field goals for a second straight game ... **at New Mexico State (Sept. 14)** ... Made a 40-yard field goal and nailed all four PAT tries at New Mexico State ... Also kicked off six times for 390 yards and a perfect 65.0 average, posting a career-high six touchbacks ... **vs. Utah State (Sept. 21)** ... Made his only field goal attempt from 22 yards and was perfect on two PAT tries vs. Utah State ... Kicked off four times for 244 yards (61.0 avg.) with one touchback ... **at Colorado State (Oct. 5)** ... Made a 22-yard field goal and converted all three PATs at Colorado State ... Also kicked off five times for 323 yards (64.6 avg.) with four touchbacks ... **vs. Wyoming (Oct. 12)** ... Was 2-for-3 in field goal attempts and 2-for-2 in PATs against Wyoming ... Had a career long of 47 yards in the first quarter ... Also kicked off six times for 390 yards (65.0 avg.), tying a career best with average (65.0) and touchbacks (6) ... **at San José State (Oct. 19)** ... Was 2-for-2 on field goal attempts with a long of 41 yards, while going 3-for-3 in PATs ... Also kicked off six times for 347 yards (57.8 avg.) with four going for touchbacks ... **at UNLV (Oct. 26)** ... Was 2-for-2 in field goal attempts and 2-for-2 in PATs at UNLV ... Also kicked off five times for five touchbacks and 325 yards for a perfect 65.0 kickoff average ... **vs. Nevada (Nov. 9)** ... Was 2-for-2 in field goal attempts and 1-for-1 in PATs vs. Nevada ... Had his fourth straight game with multiple field goals ... Also kicked off four times for 246 yards (61.5 avg.) with three touchbacks ... **vs. Fresno State (Nov. 15)** ... Made a 22-yard field goal against Fresno State, but later had a 42-yard attempt blocked ... Made both of his PATs ... Also kicked off four times for 260 yards (65.0 avg.) with two touchbacks ... **at Hawai'i (Nov. 23)** ... Was 1-for-2 on field goal attempts at Hawai'i, making a 27-yarder, but missing a 48-yarder in the waning moments ... Also kicked off three times for 174 yards (58.0 avg.) with two touchbacks ... **vs. Brigham Young (Nov. 30)** ... Was 2-for-2 in field goal attempts with a long of 44 yards and made his PAT against Brigham Young, accounting for seven of the team's 13 points ... Had multiple field goals for the seventh time this season and has a field goal in all 12 games this year ... Has 20 field goals on the season, tied for the second most in SDSU single-season history and one off John Baron III's record of 21 in 2016 ... Is 20-for-24 (.833) in field goal attempts this season, the sixth-best mark in SDSU single-season history.
- **2018 (Redshirt):** Was on the travel squad for the entire season, but ultimately used his red-shirt learning behind two-time all-MW kicker John Baron II.
- **High School:** Kicked and punted for three years at local Rancho Bernardo High School in San Diego, Calif. ... According to MaxPreps, connected on 37 of his 48 field goal attempts for his

career with a long of 53 yards ... Also averaged 41.7 yards per punt (120 punts for 5,001 yards) with a long of 71 yards ... Out of 221 kickoffs, 179 went for touchbacks ... Had a solid senior campaign in 2017, making 12 of his 16 field goal attempts with a long of 53 yards, while punting 39 times for 1,712 yards (43.9 avg.) and finishing with touchbacks on 49 of his 51 kickoffs ... Also played some time as a defensive back ... His 37 field goals were a San Diego Section record, breaking former Aztec Nate Tandberg's 34, set from 1993-95 at the same Rancho Bernardo HS ... Was a MaxPreps Sophomore First-Team All-American and a first-team California Medium Schools pick ... A three-time all-CIF San Diego Section Kicker of the Year and two-time Palomar League Kicker of the Year ... A two-star recruit by 247sports and the 19th-best kicker by the outlet ... Also competed in soccer and track and field at RBHS ... In track and field, set the freshmen 110 hurdles and 300 hurdles school records.

- **Personal:** Matthew Ryan Araiza was born May 16, 2000, in San Diego ... Son of Rico and Kerry Araiza ... Also received scholarship offers from Massachusetts and Montana, while being recruited by Stanford, Michigan, UCLA and San Diego ... Is majoring in biology.

**Araiza's Career Statistics**

**Kicking**

Season	GP	GS	FGM	FGA	Pct.	01-19	20-29	30-39	40-49	50+	Lg.	Blk.
2019	12	12	20	24	.833	0-0	10-10	4-5	6-9	0-0	47	0
Career	12	12	20	24	.833	0-0	10-10	4-5	6-9	0-0	47	0

**Kickoffs**

Season	GP	GS	No.	Yds.	Avg.	TB	OB
2019	12	12	56	3,472	62.0	42	0
Career	12	12	56	3,472	62.0	42	0

**Career/2019 Highs:** Points: 11 at UCLA (9/7/19); Field Goals: 3 at UCLA (9/7/19); Long Field Goal: 47 vs. Wyoming (10/12/19); Kickoffs: 6, four times; Touchbacks (KO): 6 vs. Wyoming (10/12/19), at New Mexico State (9/14/19); Kickoff Avg. (More than 1 att.): 65.0, five times.

**Araiza's Career Game-by-Game**

**Kicking**

Date	Opponent	GP	GS	PATs		FGs			
				Md.	Att.	Md.	Att.	Long	Blkd.
A.31.19	Weber State	1	*	0	0	2	2	34	0
S.7.19	at UCLA	1	*	2	2	3	4	43	0
S.14.19	at New Mexico State	1	*	4	4	1	1	40	0
S.21.19	Utah State*	1	*	2	2	1	1	22	0
O.5.19	at Colorado State*	1	*	3	3	1	1	22	0
O.12.19	Wyoming*	1	*	2	2	2	3	47	0
O.19.19	at San José State*	1	*	3	3	2	2	41	0
O.26.19	at UNLV*	1	*	2	2	2	2	34	0
N.9.19	Nevada*	1	*	1	1	2	2	44	0
N.15.19	Fresno State*	1	*	2	2	1	2	22	1
N.23.19	Hawai'i*	1	*	0	0	1	2	27	0
N.30.19	Brigham Young	1	*	1	1	2	2	44	0

**Kickoffs**

Date	Opponent	GP	GS	No.	Yds.	Avg.	TB	OB
A.31.19	Weber State	1	*	3	195	65.0	1	0
S.7.19	at UCLA	1	*	6	367	61.2	5	0
S.14.19	at New Mexico State	1	*	6	390	65.0	6	0
S.21.19	Utah State*	1	*	4	244	61.0	1	0
O.5.19	at Colorado State*	1	*	5	323	64.6	4	0
O.12.19	Wyoming*	1	*	6	390	65.0	6	0
O.19.19	at San José State*	1	*	6	347	57.8	4	0
O.26.19	at UNLV*	1	*	5	325	65.0	5	0
N.9.19	Nevada*	1	*	4	246	61.5	3	0
N.15.19	Fresno State*	1	*	4	260	65.0	2	0
N.23.19	at Hawai'i*	1	*	3	174	58.0	2	0
N.30.19	Brigham Young	1	*	4	234	58.5	3	0

*Bold indicates season high. \* - Mountain West game. GS - in this category indicates the player was on the field the first time San Diego State was in the field goal or kickoff formation.*



#3 CARSON BAKER

Quarterback • RS-Freshman • 6-3 • 190 • San Diego, Calif. • Helix HS

- **At San Diego State:** Young quarterback with a ton of potential ... Has an accurate arm ... Could be in the mix on the two-deep this season ... Enters the bowl game as the backup quarterback to senior Ryan Agnew.
- **2019 (Freshman):** Has played in one game, starting the regular-season finale against Brigham Young ... Is 19-for-24 for 172 yards and a touchdown without throwing an interception in his lone game played (and start) ... Has a 79.2 completion percentage and a 153.12 pass efficiency rating ... Also has eight rush attempts for seven yards (0.9 avg.) with a long of five yards ... If you take away the two times he's been sacked for seven yards, he has rushed six times for 14 yards (2.3 avg.) ... Did not play in the opener vs. Weber State, or in games at UCLA, at New Mexico State, vs. Utah State, at Colorado State, against Wyoming, at San José State, at UNLV, vs. Nevada, vs. Fresno State or at Hawai'i ... **vs. Brigham Young (Nov. 30)** ... Earned his first career start in his first career appearance against Brigham Young, going 19-for-24 for 172 yards and a touchdown without throwing an interception ... The touchdown pass was the first of his career and was the only touchdown of the game ... Became just the second quarterback in the Aztecs' Division I history (since 1969) to win in his starting debut having never previously thrown a collegiate pass (also Joe Davis vs. Arkansas State on Sept. 12, 1976) ... Became the first SDSU quarterback to start in a game having never previously thrown a pass since Ryan Lindley started on Aug. 30, 2008 vs. Cal Poly ... Became the fourth straight San Diego State quarterback to win in his starting debut, joining Maxwell Smith (Aug. 30, 2015 vs. San Diego), Christian Chapman (Dec. 5, 2015 vs. Air Force in the Mountain West Championship game) and Ryan Agnew (Sept. 15, 2018 vs. No. 23/25 Arizona State) ... Aztec quarterbacks were 1-13 in the previous 14 debuts prior to this stretch ... Had the most completions (19) by an Aztec quarterback in his starting debut since Lindley's 27 completions in the Cal Poly game on Aug. 30, 2018 and most completions in a SDSU win in his debut since Tim Gutierrez had 32 in a 48-17 win over Minnesota on Sept. 25, 1993.
- **2018 (Redshirt):** Was on the travel squad in three games, but ended up redshirting behind upperclassmen Ryan Agnew and Christian Chapman.
- **High School:** Played three seasons at nearby Helix High School in La Mesa, the same high school as fellow 2018 recruit Rashad Scott and 2019 signee Michael Shawcroft ... Helped the Highlanders to a 34-7 (.829) record over the three years, including a state championship appearance and 13-2 record in 2017 ... Was 368-for-546 (67.3 pct.) for 5,544 yards, throwing for 62 touchdowns against just eight interceptions (according to MaxPreps) ... Also ran 129 times for 590 yards and an additional seven scores ... Had a tremendous senior season in 2017, completing 162 of 235 attempts (68.9 pct.) for 33 touchdowns with just three interceptions, while rushing for 316 yards and four touchdowns ... Was a two-time all-CIF pick and a two-time league offensive player of the year ... Was a two-time team captain ... Also played basketball at Helix High.
- **Personal:** Carson Daniel Baker was born Feb. 3, 2000, in El Cajon, Calif. ... Son of Greg and Danielle Baker ... Picked the Aztecs over official offers from UC Davis, Columbia, Dartmouth and San Diego, according to Rivals ... Undecided on a major.

Baker's Career Statistics

Season	GP	Passing						Rushing				
		GS	Cmp.	Att.	Pct.	Int.	TD	Yds.	Rtg.	Att.	Yds.	TD
2019	1	1	19	24	79.2	0	1	172	153.12	8	7	0
<b>Career</b>	<b>1</b>	<b>1</b>	<b>19</b>	<b>24</b>	<b>79.2</b>	<b>0</b>	<b>1</b>	<b>172</b>	<b>153.12</b>	<b>8</b>	<b>7</b>	<b>0</b>

**Career/2019 Highs:** Completions: 19 vs. Brigham Young (11/30/19); Attempts: 24 vs. Brigham Young (11/30/19); Passing Yards: 172 vs. Brigham Young (11/30/19); Passing Touchdowns: 1 vs. Brigham Young (11/30/19); Long Pass: 33 vs. Brigham Young (11/30/19); Completion Pct. (min. 12 att.): 79.2 (19-for-24) at Colorado State (10/5/19); Efficiency Rating (min. 12 att.): 153.12 vs. Brigham Young (11/30/19); Carries: 8 vs. Brigham Young (11/30/19); Rushing Yards: 7 vs. Brigham Young (11/30/19); Long Rush: 5 vs. Brigham Young (11/30/19).

Baker's Career Game-by-Game (Games Played Only)

Passing											
Date	Opponent	GP	GS	Cmp.	Att.	Pct.	Int.	TD	Yds.	Rtg.	
N.30.19	vs. Brigham Young	1	1	19	24	79.2	0	1	172	153.12	

*Bold indicates season high. \* - Mountain West game.*

#57 KESHAWN BANKS

Defensive End • Sophomore • 6-4 • 270 • Rio Rancho, N.M. • Rio Rancho HS

- **At San Diego State:** Talented, young defensive end who had a solid 2018 fall camp and played immediately as a true freshman ... Enters 2019 as one of two starting defensive ends.
- **2019 (Sophomore):** Was named to the all-Mountain West second team as voted on by the league's coaches and media ... Has started the team's 12 games this season ... Has 41 tackles (19 solo) on the season, including a team-high 13.5 tackles for loss for 50 yards and 4.5 sacks for 26 yards, a pass breakup and nine quarterback hurries ... Ranks fourth in the Mountain West in tackles for loss per game (1.13) ... vs. Weber State (Aug. 31) ... Earned the start for the first time of his career in the opener with Weber State, making three tackles (two solo), including 1.5 tackles for loss for five yards ... **at UCLA (Sept. 7)** ... Followed with a 4-yard tackle for loss at UCLA in 47 snaps ... **at New Mexico State (Sept. 14)** ... Had the best game of his young career at New Mexico State, making five tackles (three solo), including two sacks (and TFL) for 12 yards, with his first career pass breakup ... For his efforts was named to the Pro Football Focus Mountain West Team of the Week for the first time of his career ... The two sacks and two tackles for loss were both a career best ... **vs. Utah State (Sept. 21)** ... Made two assisted tackles in a start vs. Utah State, playing 68 of the 77 snaps in the game ... **at Colorado State (Oct. 5)** ... Tied a career high with five stops in 45 snaps in a start at Colorado State, including 0.5 sacks and 1.5 tackles for loss ... **vs. Wyoming (Oct. 12)** ... Tied a career high with five tackles (three solo) with a tackle for loss in a start vs. Wyoming, playing all the defensive snaps (54) for the first time of his career ... **at San José State (Oct. 19)** ... Started again at San José State, making one tackle that went down as a 1/2 sack with Cameron Thomas and adding a quarterback hurry, while playing 46 snaps in the game ... **at UNLV (Oct. 26)** ... Had another good start at UNLV, making three tackles, including 1.5 sacks (and 1.5 TFL) for eight yards and a quarterback hurry in 67 snaps ... **vs. Nevada (Nov. 9)** ... Made two tackles in 49 snaps in a start vs. Nevada ... **vs. Fresno State (Nov. 15)** ... Made his 10th straight start vs. Fresno State, recording five tackles (two solo) ... Also had a tackle for loss and three quarterback hurries over the 45 snaps ... **at Hawai'i (Nov. 23)** ... Had four tackles (three solo) with two tackles for loss of six yards and a pair of quarterback hurries in a start and 57 snaps at Hawai'i ... **vs. Brigham Young (Nov. 30)** ... Had another good game against Brigham Young, making five tackles (two solo) with 1.5 tackles for loss and a quarterback hurry in 72 snaps.
- **2018 (True Freshman):** Played 12 of the team's 13 games on the season as a true freshman, missing the Nevada game with an injury ... Had seven tackles with one tackle for loss and a quarterback hurry ... Played in the opener at No. 13/13 Stanford, making an assisted tackle off the bench in 18 snaps ... Also played in a reserve role against Sacramento State (16 snaps), but did not find the stat sheet ... Had a solo stop against No. 23/25 Arizona State (18 snaps), which went down as a 2-yard loss ... It was the first tackle for loss of his career ... Made an assisted tackle in 15 snaps in a reserve role against Eastern Michigan ... Had a career-best two stops in 20 snaps at rv/No. 24 Boise State ... Played even more the following week against Air Force, making one assisted tackle and adding one quarterback hurry in a career-high 30 snaps in a reserve role ... Was unable to find the stat sheet against San José State ... Did not travel to play at Nevada while in concussion protocol ... Came back to play nine statless snaps at New Mexico, 12 statless snaps vs. UNLV, 11 statless snaps at Fresno State and eight statless snaps vs. Hawai'i ... Had an assisted tackle in 23 snaps vs. Ohio in the DXL Frisco Bowl.
- **High School:** Three-year letter winner at Rio Rancho High School in Rio Rancho, N.M., in the Albuquerque area ... Led the Rams to a 13-0 record and state championship in 2016, and a 9-3 mark in 2017 ... Had 133 tackles over this three years according to MaxPreps, including 37 tackles for loss, 18 sacks, eight pass deflections, three forced fumbles, three fumble recoveries and an interception ... Registered 55 tackles, 20 TFL, 10 sacks, four pass deflections, a forced fumble and two recoveries as a senior in 2017 ... Played in the North-South all-star game ... Earned all-state, all-metro and all-district accolades, and was named the metro defensive player of the year ... A three-star recruit by 247sports and a two-star recruit from Rivals ... Rated as the third-best recruit in New Mexico by 247sports ... Also lettered for three years with the basketball team and twice on the track and field squad.
- **Personal:** Keshawn Duvall Banks was born Dec. 21, 1999, in Albuquerque, N.M. ... Son of Jacinda Baker and Gary Allison (stepdad) ... Picked the Aztecs over Colorado State, Wyoming, UNLV, New Mexico and New Mexico State ... Undecided on a major.

Banks' Career Statistics

Season	GP	GS	UA	A	TT	TFL	Sk	Int.	PBU	FF	FR
2018	12	0	1	6	7	1.0	0.0	0	0	0	0
2019	12	12	19	22	41	13.5	4.5	0	1	0	0
<b>Career</b>	<b>24</b>	<b>12</b>	<b>20</b>	<b>28</b>	<b>48</b>	<b>14.5</b>	<b>4.5</b>	<b>0</b>	<b>1</b>	<b>0</b>	<b>0</b>

**Career/2019 Highs:** Tackles: 5, five times; Tackles For Loss: 2.0 at Hawai'i (11/23/19), at New Mexico State (9/14/19); Sacks: 2.0 at New Mexico State (9/14/19); Pass Breakups: 1 at New Mexico State (9/14/19).

### Banks' Career Game-by-Game

Date	Opponent	GP	GS	UA	A	TT	TFL	Sk.	Int.	PBU	FF	FR
A.31.18	at No. 13/13 Stanford	1	0	0	1	1	0.0	0.0	0	0	0	0
S.8.18	Sacramento State	1	0	0	0	0	0.0	0.0	0	0	0	0
S.15.18	No. 23/25 Arizona State	1	0	1	0	1	1.0	0.0	0	0	0	0
S.22.18	Eastern Michigan	1	0	0	1	1	0.0	0.0	0	0	0	0
O.6.18	at rv/No. 24 Boise State*	1	0	0	2	2	0.0	0.0	0	0	0	0
O.12.18	Air Force*	1	0	0	1	1	0.0	0.0	0	0	0	0
O.20.18	San José State*	1	0	0	0	0	0.0	0.0	0	0	0	0
O.27.18	at Nevada*	--- Did Not Play - Injured ---										
N.3.18	at New Mexico*	1	0	0	0	0	0.0	0.0	0	0	0	0
N.10.18	UNLV*	1	0	0	0	0	0.0	0.0	0	0	0	0
N.17.18	at Fresno State*	1	0	0	0	0	0.0	0.0	0	0	0	0
N.24.18	Hawai'i	1	0	0	0	0	0.0	0.0	0	0	0	0
D.19.18	vs. New Mexico#	1	0	0	1	1	0.0	0.0	0	0	0	0
A.31.19	Weber State	1	1	2	1	3	1.5	0.0	0	0	0	0
S.7.19	at UCLA	1	1	1	0	1	1.0	0.0	0	0	0	0
S.14.19	at New Mexico State	1	1	3	2	5	2.0	2.0	0	1	0	0
S.21.19	Utah State*	1	1	0	2	2	0.0	0.0	0	0	0	0
O.5.19	at Colorado State*	1	1	1	4	5	1.5	0.5	0	0	0	0
O.12.19	Wyoming*	1	1	3	2	5	1.0	0.0	0	0	0	0
O.19.19	at San José State*	1	1	0	1	1	0.5	0.5	0	0	0	0
O.26.19	at UNLV*	1	1	1	2	3	1.5	1.5	0	0	0	0
N.9.19	Nevada*	1	1	1	1	2	0.0	0.0	0	0	0	0
N.15.19	Fresno State*	1	1	2	3	5	1.0	0.0	0	0	0	0
N.23.19	at Hawai'i*	1	1	3	1	4	2.0	0.0	0	0	0	0
N.30.19	Brigham Young	1	1	2	3	5	1.5	0.0	0	0	0	0

*Bold indicates season high. \* - Mountain West game. # - 2018 DXL Frisco Bowl (Toyota Stadium; Frisco, Texas).*

## #16 LUQ BARCOO

(Luke BAR-ko)

Cornerback • Senior • 6-1 • 175 • San Diego, Calif. • Grossmont College

- **At San Diego State:** Former junior college transfer who impressed the coaching staff in the 2018 fall camp and found his way onto the two-deep ... An excellent cover corner ... Is expected to start opposite Darren Hall this week vs. Central Michigan ... Is second among active FBS players with 0.39 interceptions per game.
- **2019 (Senior):** Was one of 14 semifinalists for the Paycom Jim Thorpe Award, which goes out to the best defensive back in college football ... Has been named a Pro Football Focus Honorable-Mention All-American ... Also is a first-team all-Mountain West selection, as voted on by the league's coaches and media, and is on the Pro Football Focus Mountain West Team of the Year (first team) ... Was a Pro Football Focus midseason second-team All-America selection ... Has started the team's 12 games this season ... Has 51 tackles (41 solo), including 5.0 tackles for loss, 0.5 sacks, eight interceptions and 16 pass breakups ... Leads the Aztecs in interceptions (8), passes defended (INT + PBU) (24) and tackles on passing plays (38, tied with Dwayne Johnson Jr. and Tariq Thompson) ... Leads all FBS players in total passes defended (INT + PBU) (24) and passes defended per game (2.00), and is tied for the FBS lead in pass breakups (16), and tied for second in interceptions (8) and interceptions per game (0.67) ... His eight interceptions are tied with Damontae Kazee (2015) and Tom Deckert (1969) for the most in SDSU's Division I history (since 1969), and the second most in program history (Ed Ricketts, 12 in 1951) ... Is tied with teammate Darren Hall and Ron Smith (2017) for the second-most pass breakups in SDSU single-season history (16), six behind Marlon Andrews (22 in 1990) ... Has been named to the Pro Football Focus Mountain West Team of the Week six times this season ... **vs. Weber State (Aug. 31)** ... Started the opener against Weber State for the first time of his career, making two solo tackles, while playing all 51 snaps on defense ... **at UCLA (Sept. 7)** ... Registered five tackles (four solo), including a career-high two tackles for loss, and two pass breakups at UCLA ... For his efforts, was named to the Pro Football Focus Mountain West Team of the Week for the first time of his career ... The two tackles for loss were the first of his career, while the two PBUs tied a career best ... **at New Mexico State (Sept. 14)** ... Had a then career-high seven tackles (four solo), an interception and a tackle for loss in a start

at New Mexico State ... Was named to the Pro Football Focus MW Team of the Week for the second straight week ... Led the team (shared) in tackles for the first time of his career ... **vs. Utah State (Sept. 21)** ... Played all snaps (77) for a fourth straight game vs. Utah State, where he had four solo tackles and two pass breakups ... **at Colorado State (Oct. 5)** ... Had a career game at Colorado State en route to being named the Mountain West Defensive Player of the Week, recording six tackles, three interceptions and a pass breakup ... Had his three interceptions in consecutive snaps by the Ram offense, the first time that has happened in FBS play since at least 2012 ... Became the first San Diego State player with three interceptions in a game since current Atlanta Falcon Damontae Kazee on Sept. 5, 2015 against San Diego and also became the first player with an interception in three straight drives since Nevada's Dameon Baber did so on Nov. 5, 2015 ... The three interceptions are also tied for the most in a FBS game this season ... Helped the Aztecs limit a CSU team that came into the week-end averaging 510 yards per game to just 235 yards of total offense, its fewest in a game since gaining 225 vs. Colorado on Sept. 2, 2014 ... Also was named the Jim Thorpe Award Player of the Week, and landed on the Pro Football Focus National Defensive Team of the Week and Pro Football Focus Mountain West Team of the Week, and was named the national defensive player of the week by College Sports Madness ... **vs. Wyoming (Oct. 12)** ... Made three tackles (two solo) and added an interception against Wyoming, playing all 54 snaps, making the Pro Football Focus Mountain West Team of the Week ... The interception was his fourth in two games ... **at San José State (Oct. 19)** ... Had two tackles and a career-high three pass breakups in 54 snaps at San José State en route to being named to the Pro Football Focus Mountain West Team of the Week ... **at UNLV (Oct. 26)** ... Started again at UNLV and had six tackles, a pass breakup, 0.5 sacks and 0.5 tackles for loss, playing all 73 snaps on defense ... **vs. Nevada (Nov. 9)** ... Had a career-high eight tackles (six solo), 0.5 tackles for loss and a pass breakup in a start over the 56 defensive snaps ... **vs. Fresno State (Nov. 15)** ... Had one solo tackle and two interceptions vs. Fresno State, making the Pro Football Focus Mountain West Team of the Week for the sixth time of the season ... It was his second game this season with multiple interceptions ... **at Hawai'i (Nov. 23)** ... Had three tackles, an interception and a pass breakup at Hawai'i ... Now has eight interceptions on the season and nine for his career ... In SDSU's Division I history, he is tied for first with the eight interceptions ... **vs. Brigham Young (Nov. 30)** ... Had four solo tackles, including a tackle for loss, and a career-high four pass breakups against Brigham Young in all 84 snaps ... The four pass breakups are tied for the fifth most in SDSU single-game history and sixth most in a FBS game this season.

- **2018 (Junior):** Played in 11 games off the bench in his first career DI season ... Had 20 tackles (12 solo), an interception, four pass breakups and a quarterback hurry ... Came off the bench to play 22 snaps at No. 13/13 Stanford, recording two solo stops ... Did not play against Sacramento State or No. 23/25 Arizona State because of a hamstring injury ... Returned to play 42 snaps in a reserve role against Eastern Michigan, making two tackles (one solo) with his first career pass breakup ... Logged extensive time off the bench at rv/No. 24 Boise State with two solo stops and two pass breakups in 48 snaps ... Played on special teams against Air Force ... Had a career-high six tackles (three solo) with a quarterback hurry vs. San José State ... Played six snaps of statless ball on defense and also on special teams at Nevada ... Recorded his first career interception late in the fourth quarter at New Mexico ... Came up with two tackles (one solo) in 47 snaps off the bench against UNLV ... Saw extensive time at Fresno State (41 snaps), making four tackles (two solo) ... Made a solo stop with a pass breakup in 54 snaps against Hawai'i ... Had one assisted tackle in 19 snaps against Ohio in the DXL Frisco Bowl.
- **2016-17 (At Grossmont College):** Played two years at nearby Grossmont College in El Cajon, Calif. ... Played on both sides of the ball ... In 2017, caught 35 passes for 767 yards (21.9 avg.) and seven touchdowns ... Recorded three interceptions in his two seasons with the Griffins ... Was an all-conference selection ... A three-star recruit by Rivals.
- **High School:** Garnered three letters at Castle Park High School in Chula Vista, Calif. ... Did a little bit of everything with the Trojans, rushing 57 times for 472 yards (8.4 avg.) and six touchdowns over his final two seasons (according to MaxPreps), and catching 71 passes for 1,314 yards (18.5 avg.) and 15 touchdowns ... On defense, totaled 74 tackles (52 solo), four tackles for loss, five interceptions, nine pass breakups and a blocked field goal.
- **Personal:** Luqman Barcoo was born July 27, 1998, in Cleveland ... Son of Brigette Burns ... Also was recruited by Utah State and Northern Arizona ... Majoring in social science.

**Barcoo's Career Statistics**

Season	GP	GS	UA	A	TT	TFL	Sk	Int.	PBU	FF	FR
2018	11	0	12	8	20	0.0	0.0	1	4	0	0
2019	12	12	41	10	51	5.0	0.5	8	16	0	0
<b>Career</b>	<b>23</b>	<b>12</b>	<b>53</b>	<b>18</b>	<b>71</b>	<b>5.0</b>	<b>0.5</b>	<b>9</b>	<b>20</b>	<b>0</b>	<b>0</b>

**Career/2019 Highs:** Tackles: 8 vs. Nevada (11/9/19); Tackles For Loss: 2.0 at UCLA (9/7/19); Sacks: 0.5 at UNLV (10/26/19); Interceptions: 3 at Colorado State (10/5/19); Pass Breakups: 4 vs. Brigham Young (11/30/19).

**Barcoo's Career Game-by-Game**

Date	Opponent	GP	GS	UA	A	TT	TFL	Sk.	Int.	PBU	FF	FR
A.31.18	at No. 13/13 Stanford	1	0	2	0	2	0.0	0.0	0	0	0	0
S.8.18	Sacramento State	--- Did Not Play - Injured ---										
S.15.18	No. 23/25 Arizona State	--- Did Not Play - Injured ---										
S.22.18	Eastern Michigan	1	0	1	1	2	0.0	0.0	0	1	0	0
O.6.18	at rv/No. 24 Boise State*	1	0	2	0	2	0.0	0.0	0	2	0	0
O.12.18	Air Force*	1	0	0	0	0	0.0	0.0	0	0	0	0
O.20.18	San José State*	1	0	3	3	6	0.0	0.0	0	0	0	0
O.27.18	at Nevada*	1	0	0	0	0	0.0	0.0	0	0	0	0
N.3.18	at New Mexico*	1	0	0	0	0	0.0	0.0	1	0	0	0
N.10.18	UNLV*	1	0	1	1	2	0.0	0.0	0	0	0	0
N.17.18	at Fresno State*	1	0	2	2	4	0.0	0.0	0	0	0	0
N.24.18	Hawai'i*	1	0	1	0	1	0.0	0.0	0	1	0	0
D.19.18	vs. Ohio#	1	0	0	1	1	0.0	0.0	0	0	0	0
A.31.19	Weber State	1	1	2	0	2	0.0	0.0	0	0	0	0
S.7.19	at UCLA	1	1	4	1	5	2.0	0.0	0	2	0	0
S.14.19	at New Mexico State	1	1	4	3	7	1.0	0.0	1	1	0	0
S.21.19	Utah State*	1	1	4	0	4	0.0	0.0	0	2	0	0
O.5.19	at Colorado State*	1	1	4	2	6	0.0	0.0	3	1	0	0
O.12.19	Wyoming*	1	1	2	1	3	0.0	0.0	1	0	0	0
O.19.19	at San José State*	1	1	2	0	2	0.0	0.0	0	3	0	0
O.26.19	at UNLV*	1	1	5	1	6	0.5	0.5	0	1	0	0
N.9.19	Nevada*	1	1	6	2	8	0.5	0.0	0	1	0	0
N.15.19	Fresno State*	1	1	1	0	1	0.0	0.0	2	0	0	0
N.23.19	at Hawai'i*	1	1	3	0	3	0.0	0.0	1	1	0	0
N.30.19	Brigham Young	1	1	4	0	4	1.0	0.0	0	4	0	0

*Bold indicates season high. \* - Mountain West game. # - 2018 DXL Frisco Bowl (Toyota Stadium; Frisco, Texas).*

**#21 CHANCE BELL**

**Running Back • Sophomore • 5-10 • 185 • Burbank, Calif. • John Burroughs HS**

- **At San Diego State:** Speedy, shifty back with a great first step ... Always runs the ball hard ... Enters the Central Michigan game tied for third on the depth chart with Chase Jasmin, but is expected to log plenty of snaps.
- **2019 (Sophomore):** Has played in 11 of the 12 games off the bench ... Has rushed 88 times for 373 yards (4.2 avg.) with two touchdowns and a long run of 22 yards ... Also has 11 catches for 79 yards (7.2 avg.) with a long of 21 yards ... **vs. Weber State (Aug. 31)** ... Made the most of his 12 snaps in the opener vs. Weber State, rushing for 18 yards on three carries (6.0 avg.) with a long of 11 yards ... **at UCLA (Sept. 7)** ... Ran three times for one yard (0.3 avg.) at UCLA ... **at New Mexico State (Sept. 14)** ... Had the best game of his career at New Mexico State when he carried 17 times for 116 yards (6.8 avg.) and his first career touchdown ... Became the 79th different 100-yard rusher in program history (after Jordan Byrd broke 100 yards earlier in the game) ... The 17 carries were a then career high ... Had a career-long 22-yard run ... 115 of his 116 yards came in the final three quarters ... His first career touchdown - an 18-yarder - were the final points of the game ... **vs. Utah State (Sept. 21)** ... Ran for a team-high 63 yards on a career-best 18 carries (3.5 avg.) in 49 snaps vs. Utah State ... Also had career highs of three catches and 31 yards, with a then career-long grab of 20 yards ... **at Colorado State (Oct. 5)** ... Was only on the field for 10 snaps off the bench at Colorado State, but still rushed three times for 13 yards (4.3 avg.) and added two catches for six yards (3.0 avg.) ... **vs. Wyoming (Oct. 12)** ... Did not play against Wyoming because of an injury ... **at San José State (Oct. 19)** ... Had a productive game in just 11 snaps at San José State, rushing eight times for 45 yards (5.6 avg.) with a long of 11 yards ... **at UNLV (Oct. 26)** ... Played 10 snaps at UNLV, rushing four times for 11 yards (2.8 avg.)

and adding a 2-yard grab ... **vs. Nevada (Nov. 9)** ... Ran for 40 yards on 11 carries (3.6 avg.), including a 3-yard touchdown, in 19 snaps ... The touchdown was his second of the season and second of his career ... **vs. Fresno State (Nov. 15)** ... Carried 14 times for 52 yards (3.7 avg.) in 30 snaps vs. Fresno State, while adding three catches (tied a career high) for a career-best 33 yards with a career-long catch of 31 yards ... **at Hawai'i (Nov. 23)** ... Ran for eight yards on four attempts (2.0 avg.) in 12 offensive snaps at Hawai'i ... **vs. Brigham Young (Nov. 30)** ... Made the most of his eight snaps against Brigham Young, rushing three times for six yards (2.0 avg.) and adding two receptions for seven yards (3.5 avg.).

- **2018 (Freshman):** Played in five games on the season with one start ... Rushed 40 times for 189 yards (4.7 avg.) with a long of 20 yards ... Also had three catches for 34 yards (11.3 avg.) with a long of 14 yards ... Did not play the first six games of the season ... Logged his first career snaps (20) against San José State, rushing 15 times for 81 yards (5.4 avg.) with a long of 20 yards ... Followed up with another good effort at Nevada, where he carried 15 times for 78 yards (5.2 avg.) with a long run of 16 yards ... Also recorded his first two career catches for 21 yards (10.5 avg.) with a long grab of 14 yards ... Logged his first career start at New Mexico, rushing seven times for 23 yards (3.3 avg.) with a long of nine yards ... Ran three times for seven yards (2.3 avg.) with a long of eight yards off the bench against UNLV, while adding a 13-yard catch ... Did not play at Fresno State or against Hawai'i ... Played three statless snaps off the bench vs. Ohio in the DXL Frisco Bowl.
- **2017 (Redshirt):** Redshirted this first season on The Mesa, learning behind consensus first-team All-American Rashaad Penny.
- **High School:** Three-year letter winner at John Burroughs High School in Burbank, Calif. ... Had an outstanding career, totaling 4,525 yards and 59 touchdowns on 605 carries (7.5 avg.) in 31 games (146.0 per game average), according to MaxPreps ... Ran for at least 1,000 yards in all three varsity seasons, including 2,023 yards and 27 touchdowns in 2016, 1,378 yards and 23 scores in 2015 and 1,124 yards and nine touchdowns in 2014 ... Had 100-plus yards in 15 of his 31 games ... Also caught 21 passes over his career for 261 yards and two touchdowns ... Was a two-time all-CIF selection and a two-time first-team all-area pick ... Was named the 2016 Pacific League Offensive Player of the year and the 2015 Pacific League Player of the Year ... Also was a three-time first-team all-league honoree ... Had the most running yards ever at John Burroughs HS and in the city of Burbank ... A consensus three-star recruit by Rivals, ESPN, 247sports and Scout ... Received a grade of 80 by 247sports and a mark of 71 by ESPN ... Scout ranked him as the sixth-best running back in talent-rich California in the 2017 recruiting class ... Also competed on the track and field team at John Burroughs.
- **Personal:** Chance Leon Bell was born Aug. 2, 1999, in Northridge, Calif. ... Son of Diondre and Cindy Bell ... Chose San Diego State over other offers from Washington State, Illinois, Iowa State, Air Force, New Mexico, Utah State, Hawai'i, Idaho, Eastern Washington, Northern Arizona, Northern Colorado and Southern Utah ... Undeclared on a major.

**C. Bell's Career Statistics**

Season	GP	GS	Rushing					Receiving				
			Att.	Yds.	TD	Lg.	100+	No.	Yds.	Avg.	TD	Lg.
2018	5	1	40	189	0	20	0	3	34	11.3	0	14
2019	11	0	88	373	2	22	1	11	79	7.2	0	21
<b>Career</b>	<b>16</b>	<b>1</b>	<b>128</b>	<b>562</b>	<b>2</b>	<b>22</b>	<b>1</b>	<b>14</b>	<b>113</b>	<b>8.1</b>	<b>0</b>	<b>21</b>

**Career/2019 Highs:** Carries: 18 vs. Utah State (9/21/19); Rushing Yards: 116 at New Mexico State (9/14/19); Rushing Touchdowns: 1 vs. Nevada (11/9/19), at New Mexico State (9/14/19); Long Rush: 22 at New Mexico State (9/14/19); Receptions: 3 vs. Fresno State (11/15/19), vs. Utah State (9/21/19); Receiving Yards: 33 vs. Fresno State (11/15/19); Long Reception: 21 vs. Fresno State (11/15/19); All-Purpose Yards: 116 at New Mexico State (9/14/19); Total Touchdowns: 1 vs. Nevada (11/9/19), at New Mexico State (9/14/19).

**C. Bell's Career Game-by-Game**

Date	Opponent	GP	GS	Rushing				Receiving			
				Att.	Yds.	Avg.	TD	No.	Yds.	TD	
A.31.18	at No. 13/13 Stanford	--- Did Not Play ---									
S.8.18	Sacramento State	--- Did Not Play ---									
S.15.18	No. 23/25 Arizona State	--- Did Not Play ---									
S.22.18	Eastern Michigan	--- Did Not Play ---									
O.6.18	at rv/No. 24 Boise State*	--- Did Not Play ---									
O.12.18	Air Force*	--- Did Not Play ---									
O.20.18	San José State*	1	0	15	81	5.40	0	0	0	0	0
O.27.18	at Nevada*	1	0	15	78	5.20	0	2	21	0	0
N.3.18	at New Mexico*	1	1	7	23	3.29	0	0	0	0	0

Date	Opponent	Rushing					Receiving			
		GP	GS	Att.	Yds.	Avg.	TD	No.	Yds.	TD
N.10.18	UNLV*	1	0	3	7	2.33	0	1	13	0
N.17.18	at Fresno State*	--- Did Not Play ---								
N.24.18	Hawai'i*	--- Did Not Play ---								
D.23.18	vs. Ohio#	1	0	0	0	0.00	0	0	0	0
A.31.19	Weber State	1	0	3	18	6.00	0	0	0	0
S.7.19	at UCLA	1	0	3	1	0.33	0	0	0	0
S.14.19	at New Mexico State	1	0	17	<b>116</b>	<b>6.82</b>	1	0	0	0
S.21.19	Utah State*	1	0	18	63	3.50	0	3	31	0
O.5.19	at Colorado State*	1	0	3	13	4.33	0	2	6	0
O.12.19	Wyoming*	--- Did Not Play - Inj. ---								
O.19.19	at San José State*	1	0	8	45	5.63	0	0	0	0
O.26.19	at UNLV*	1	0	4	11	2.75	0	1	2	0
N.9.19	Nevada*	1	0	11	40	3.64	1	0	0	0
N.15.19	Fresno State*	1	0	14	52	3.71	0	3	33	0
N.23.19	at Hawai'i*	1	0	4	8	2.00	0	0	0	0
N.30.19	Brigham Young	1	0	3	6	2.00	0	2	7	0

*Bold indicates season high. \* - Mountain West game. # - 2018 DXL Frisco Bowl (Toyota Stadium; Frisco, Texas).*

**#88 DANIEL BELLINGER**

**Tight End • Sophomore • 6-6 • 250 • Las Vegas, Nev. • Palo Verde HS**

- **At San Diego State:** Tall, lanky tight end who continues to get bigger in the weight room ... Played more as the season wore on last year and was routinely used in big packages ... Enters the weekend as the projected starter at tight end.
- **2019 (Sophomore):** Has played in all 12 games this season with 10 starts ... Has 14 catches for 190 yards (13.6 avg.) with three touchdowns ... Among tight ends, his three touchdown catches rank in a tie for fourth in the Mountain West and a tie for 42nd in FBS play ... vs. **Weber State (Aug. 31)** ... Came off the bench to play 36 snaps against Weber State, hauling in a 12-yard catch ... The catch came on a third-and-6 situation, which led to SDSU's second field goal and final points of the game ... **at UCLA (Sept. 7)** ... Earned his first career start vs. UCLA, but did not find the stat sheet in 61 snaps at UCLA ... **at New Mexico State (Sept. 14)** ... Started again at New Mexico State, hauling in a career-high two catches for a then career-best 16 yards in 50 snaps, including a 2-yard touchdown grab on third-and-goal to put SDSU on the scoreboard ... It was his first career touchdown ... **vs. Utah State (Sept. 21)** ... Did not record a stat in 52 snaps off the bench vs. Utah State ... **at Colorado State (Oct. 5)** ... Made his third start of the season at Colorado State, logging 49 statless snaps ... **vs. Wyoming (Oct. 12)** ... Had two catches for 40 yards (20.0 avg.), including a 12-yard touchdown reception ... Both catches were huge as the first - a 28-yarder - came on a third-and-6 situation ... The 28-yarder was a career-long catch ... Later in the drive, caught a 12-yard pass on Ryan Agnew scramble which ended up being the game-winning score with just 2:09 left in the game ... The 40 yards were a career high ... **at San José State (Oct. 19)** ... Started again at San José State, coming down with a 11-yard catch in 63 snaps ... **at UNLV (Oct. 26)** ... Had a 20-yard grab in 55 snaps and a start at UNLV ... **vs. Nevada (Nov. 9)** ... Made a 28-yard catch in 48 snaps and another start vs. Nevada ... The 28-yard catch tied a career long ... **vs. Fresno State (Nov. 15)** ... Had a busy game vs. Fresno State, making a career-high four catches for 29 yards in 63 snaps and a start ... **vs. Hawai'i (Nov. 23)** ... Had a 9-yard catch in a start and 44 snaps at Hawai'i ... **vs. Brigham Young (Nov. 30)** ... Had a 25-yard touchdown catch over 34 snaps and a start against Brigham Young ... It was his third touchdown of the season (and career) and was the only touchdown of the game.
- **2018 (True Freshman):** Was on the travel squad in three of the first four games of the season as a true freshman before playing in the final nine contests at tight end ... Had one catch for 10 yards ... Played 59 snaps on the season, including his first two against rv/No. 24 Boise State on Oct. 6 ... Played a career-high 31 snaps against Ohio in the DXL Frisco Bowl with Kahale Warring out with an injury, making his first career catch for 10 yards.
- **High School:** Earned three letters at Palo Verde High School in Las Vegas, Nev. ... Had a successful 2017 season, where he totaled 21 catches for 371 yards (17.7 avg.) and three touchdowns in nine games on offense, according to MaxPreps ... As a linebacker on defense, he finished with 131 tackles, 10 tackles for loss, three sacks, two forced fumbles and a fumble recovery ... His 131 tackles were the most on PVHS and 84 more tackles than No. 2 on the team ... Racked up numerous awards, including all-state first-team accolades at linebacker, a first-team all-league selection on both offense and defense, and an all-city honoree ... Also was his

high school athlete of the year ... Was a two-star recruit at linebacker by Rivals and a two-star tight end by 247sports ... Rated as the 14th-best recruit in Nevada by 247sports ... Also starred in both basketball and track and field at Palo Verde HS, earning second-team all-league honors in basketball and making the regional finals in track and field in the 400 meters and 4x400-meter relay ... His 4x100 team placed third at the Nevada state championships ... Was a scholar-athlete.

- **Personal:** Daniel George Bellinger was born Sept. 22, 2000, in Las Vegas ... Son of Frank and Renee Bellinger ... Picked SDSU over other offers from California, Navy, UNLV and Weber State ... Is majoring in business administration.

**Bellinger's Career Statistics**

**Receiving**

Season	GP	GS	Rec.	Yds.	Avg.	Long	TD
2018	9	0	1	10	10.0	10	0
2019	12	10	14	190	13.6	28	3
<b>Career</b>	<b>21</b>	<b>10</b>	<b>15</b>	<b>200</b>	<b>13.3</b>	<b>28</b>	<b>3</b>

**Career/2019 Highs:** Receptions: 4 vs. Fresno State (11/15/19); Receiving Yards: 40 vs. Wyoming (10/12/19); Receiving Touchdowns: 1 vs. Brigham Young (11/30/19), vs. Wyoming (10/12/19), at New Mexico State (9/14/19); Long Reception: 28 vs. Nevada (11/9/19), vs. Wyoming (10/12/19).

**Bellinger's Career Game-by-Game**

**Receiving**

Date	Opponent	GP	GS	No.	Yds.	Avg.	Lg.	TD	TD Lengths
A.31.18	at No. 13/13 Stanford	--- Did Not Play ---							
S.8.18	Sacramento State	--- Did Not Play ---							
S.15.18	No. 23/25 Arizona State	--- Did Not Play ---							
S.22.18	Eastern Michigan	--- Did Not Play ---							
O.6.18	at rv/No. 24 Boise State*	1	0	0	0	0.0	0	0	
O.12.18	Air Force*	1	0	0	0	0.0	0	0	
O.20.18	San José State*	1	0	0	0	0.0	0	0	
O.27.18	at Nevada*	1	0	0	0	0.0	0	0	
N.3.18	at New Mexico*	1	0	0	0	0.0	0	0	
N.10.18	UNLV*	1	0	0	0	0.0	0	0	
N.17.18	at Fresno State*	1	0	0	0	0.0	0	0	
N.24.18	Hawai'i*	1	0	0	0	0.0	0	0	
D.19.18	vs. Ohio#	1	0	1	10	10.0	10	0	
A.31.19	Weber State	1	0	1	12	12.0	12	0	
S.7.19	at UCLA	1	1	0	0	0.0	0	0	
S.14.19	at New Mexico State	1	1	2	16	8.0	14	1	2
S.21.19	Utah State*	1	0	0	0	0.0	0	0	
O.5.19	at Colorado State*	1	1	0	0	0.0	0	0	
O.12.19	Wyoming*	1	1	2	40	20.0	28	1	12
O.19.19	at San José State*	1	1	1	11	11.0	11	0	
O.26.19	at UNLV*	1	1	1	20	20.0	20	0	
N.9.19	Nevada*	1	1	1	28	28.0	28	0	
N.15.19	Fresno State*	1	1	4	29	7.3	10	0	
N.23.19	at Hawai'i*	1	1	1	9	9.0	9	0	
N.30.19	Brigham Young	1	1	1	25	25.0	25	1	25

*Bold indicates season high. \* - Mountain West game. # - 2018 DXL Frisco Bowl (Toyota Stadium; Frisco, Texas).*

**#41 BJ BUSBEE**

**(BUZZ-bee)**

**Wide Receiver • Sophomore • 5-8 • 155 • Long Beach, Calif. • St. Anthony HS**

- **At San Diego State:** Pronounced BUZZ-bee ... Walk-on wide receiver, who saw playing time in his first year in 2018 ... Speedy and shifty receiver, who could also see action in the return game ... Is listed as the backup at the 'E' receiver behind Ethan Dedeaux heading into the weekend.
- **2019 (Sophomore):** Has seen action in 11 games on the season ... Has 11 catches for 70 yards (6.4 avg.) with a long of 14 yards ... Also has two rushes for zero yards ... vs. **Weber State (Aug. 31)** ... Logged 16 snaps in the opener with Weber State, recording two catches for 10 yards (5.0 avg.) with a long of seven yards ... **at UCLA (Sept. 7)** ... Did not play at UCLA ... **at New Mexico State (Sept. 14)** ... Logged 14 statless snaps at New Mexico State

... vs. Utah State (Sept. 21) ... Played 17 snaps vs. Utah State, but was unable to find the stat sheet ... at Colorado State (Oct. 5) ... Had a 2-yard run in 13 snaps at Colorado State ... vs. Wyoming (Oct. 12) ... Had a pair of catches for six yards (3.0 avg.) and a negative rushing attempt in 32 snaps vs. Wyoming ... at San José State (Oct. 19) ... Came down with two receptions for 11 yards (5.5 avg.) with a long of nine at San Jose State in 18 snaps of the bench ... at UNLV (Oct. 26) ... Had a 12-yard catch in 12 snaps off the bench at UNLV ... vs. Nevada (Nov. 9) ... Made a 14-yard catch in 16 snaps vs. Nevada ... vs. Fresno State (Nov. 15) ... Had two grabs for 12 yards (6.0 avg.) in 27 snaps against Fresno State ... at Hawai'i (Nov. 23) ... Made a 5-yard catch in seven snaps at Hawai'i ... vs. Brigham Young (Nov. 30) ... Did not record a stat in 12 snaps vs. Brigham Young.

• **2018 (Freshman):** Played in the team's final 11 games ... Had eight catches for 136 yards (17.0 avg.) with a 24-yard touchdown ... Also had five rushes for 14 yards (2.8 avg.) with a long of eight yards ... Did not play in the opener at No. 13/13 Stanford or in the home opener against Sacramento State ... Played his first career 11 snaps against No. 23/25 Arizona State, making a 12-yard catch and recording an 8-yard rush ... Played 10 snaps vs. Eastern Michigan, making the most of them with two receptions for 39 yards, including a 24-yard touchdown ... The touchdown put SDSU up, 17-3, in the second quarter and came on his second career catch ... Made a 24-yard grab at rv/No. 24 Boise State, but fumbled the ball and the Broncos recovered ... Had a 5-yard rush in seven snaps vs. Air Force ... Did not record a stat in three snaps against San José State ... Had a good game in 20 snaps at Nevada, catching two balls for a career-high 44 yards (22.0 avg.) with a career long of 29 yards ... Also had a carry, but it went for a 3-yard loss ... His 41 all-purpose yards were a career best ... Made a 4-yard grab off the bench at New Mexico ... Made a 13-yard catch and had a 1-yard rush against UNLV ... Had a 3-yard rush in 12 snaps at Fresno State ... Did not find the stat sheet in five snaps vs. Hawai'i or in 10 snaps vs. Ohio in the DXL Frisco Bowl.

• **2017 (Redshirt):** Redshirted the 2017 season after joining the team when school started.  
 • **High School:** Was a three-year letter winner at St. Anthony High School in Long Beach, Calif. ... Earned first-team all-Sante Fe League honors all three years and was a three-time first-team all-CIF selection ... Captained his senior team in 2016 to a 13-3 record, catching 53 passes for 1,055 yards (19.9 avg.) with eight touchdowns, while adding 460 rushing yards and nine touchdowns on 39 carries (11.8 avg.), and scoring an additional six return touchdowns (four punt return, two kick return) (according to MaxPreps) ... Was the St. Anthony Male Athlete of the Year.  
 • **Personal:** Byron Lamont Busbee Jr. was born May 31, 1999, in San Diego ... Son of Byron and Lenora Busbee ... Is majoring in social science.

**Busbee's Career Statistics**

<b>Receiving</b>							
Season	GP	GS	Rec.	Yds.	Avg.	Long	TD
2018	11	0	8	136	17.0	29	1
2019	11	0	11	70	6.4	14	0
<b>Career</b>	<b>22</b>	<b>0</b>	<b>19</b>	<b>206</b>	<b>10.8</b>	<b>29</b>	<b>1</b>

**Career Highs:** Receptions: 2, five times; Receiving Yards: 44 at Nevada (10/28/18); Receiving Touchdowns: 1 vs. Eastern Michigan (9/22/18); Long Reception: 29 at Nevada (10/28/18); Carries: 1, seven times; Rushing Yards: 8 vs. No. 23/25 Arizona State (9/15/18); Long Rush: 8 vs. No. 23/25 Arizona State (9/15/18); All-Purpose Yards: 41 at Nevada (10/28/18).

**2019 Highs:** Receptions: 2, four times; Receiving Yards: 14 vs. Nevada (11/9/19); Long Reception: 14 vs. Nevada (11/9/19); Carries: 1 vs. Wyoming (10/12/19), at Colorado State (10/5/19); Rushing Yards: 2 at Colorado State (10/5/19); Long Rush: 2 at Colorado State (10/5/19); All-Purpose Yards: 14 vs. Nevada (11/9/19).

**Busbee's Career Game-by-Game**

<b>Receiving</b>									
Date	Opponent	GP	GS	No.	Yds.	Avg.	Lg.	TD	TD Lengths
A.31.18	at No. 13/13 Stanford								---
S.8.18	Sacramento State								---
S.15.18	No. 23/25 Arizona State	1	0	1	12	12.0	12	0	
S.22.18	Eastern Michigan	1	0	2	39	19.5	24	1	24
O.6.18	at rv/No. 24 Boise State*	1	0	1	24	24.0	18	0	
O.12.18	Air Force*	1	0	0	0	0.0	0	0	
O.20.18	San José State*	1	0	0	0	0.0	0	0	
O.27.18	at Nevada*	1	0	2	44	22.0	29	0	
N.3.18	at New Mexico*	1	0	1	4	4.0	4	0	

Date	Opponent	GP	GS	No.	Yds.	Avg.	Lg.	TD	TD Lengths
N.10.18	UNLV*	1	0	1	13	13.0	13	0	
N.17.18	at Fresno State*	1	0	0	0	0.0	0	0	
N.24.18	Hawai'i*	1	0	0	0	0.0	0	0	
D.19.18	vs. Ohio#	1	0	0	0	0.0	0	0	
A.31.19	Weber State	1	0	2	10	5.0	7	0	
S.7.19	at UCLA								---
S.14.19	at New Mexico State	1	0	0	0	0.0	0	0	
S.21.19	Utah State*	1	0	0	0	0.0	0	0	
O.5.19	at Colorado State*	1	0	0	0	0.0	0	0	
O.12.19	Wyoming*	1	0	2	6	3.0	7	0	
O.19.19	at San José State*	1	0	2	11	5.5	9	0	
O.26.19	at UNLV*	1	0	1	12	12.0	12	0	
N.9.19	Nevada*	1	0	1	14	14.0	14	0	
N.15.19	Fresno State*	1	0	2	12	6.0	8	0	
N.23.19	at Hawai'i*	1	0	1	5	5.0	5	0	
N.30.19	Brigham Young	1	0	0	0	0.0	0	0	

*Bold indicates season high. \* - Mountain West game. # - 2018 DXL Frisco Bowl (Toyota Stadium; Frisco, Texas).*

**#15 JORDAN BYRD**

**Running Back • Sophomore • 5-9 • 170 • Albuquerque, N.M. • Manzano HS**

• **At San Diego State:** Speedster with an incredible first step ... Impressed in 2018 fall camp as a true freshman and was on the travel squad for the whole season ... Saw more time as the 2018 season wore on ... Enters the weekend as the co-starting running back with Juwan Washington ... Also is slated to start at punt returner and can return kicks.

• **2019 (Sophomore):** Has played in 11 of the team's 12 games on the season, starting six times at running back, five times at punt returner and eight times as the kick returner ... Has rushed 61 times for 216 yards (3.5 avg.) with two touchdowns and a long of 23 yards ... Also has 14 catches for 51 yards (3.6 avg.) with a long grab of 20 yards ... Has also returned 12 punts for 93 yards (7.8 avg.) with a long of 17 yards and 13 kickoffs for 266 yards (20.5 avg.) with a long of 33 yards ... Ranks sixth in the Mountain West in total kick/punt return yards (341, 69th in FBS) ... vs. Weber State (Aug. 31) ... Had a good opener with Weber State, rushing for 50 yards on just five carries (10.0 avg.) with a long of 23 yards, and returning four punts for 25 yards (6.3 avg.) ... The four punt returns, 25 punt return yards and long return of eight yards were each career highs ... at UCLA (Sept. 7) ... Started at running back for the first time of his career at UCLA, rushing a career-high 10 times for 19 yards (1.9 avg.) with a long of six yards, while adding at career-high four receptions for a career-best 32 yards and a career long of 20 yards ... Also logged a career-long 17-yard punt return ... at New Mexico State (Sept. 14) ... Had a career day at New Mexico State, rushing 22 times for 118 yards (5.4 avg.) and two touchdowns ... Became the 78th different 100-yard rusher in program history ... Was named to the Pro Football Focus Mountain West Team of the Week for the first time of his career ... Set career highs in attempts (22), yards (118) and touchdowns (two) ... His first touchdown was a 1-yard run that put SDSU up, 14-0, in the second quarter while his second from seven yards out gave the Aztecs a 24-0 lead in the third quarter ... Ran for 118 yards after entering the game with 206 yards for his career and doubled his previous touchdown total (1) ... Also added three receptions for six yards and a 4-yard punt return ... Utah State (Sept. 21) ... Started for a third straight game vs. Utah State, but was hampered by an early ankle injury ... Still made the most of 17 offensive snaps, rushing 10 times for 20 yards (2.0 avg.), while returning three kicks for 50 yards (16.7 avg.) with a long of 22 yards ... at Colorado State (Oct. 5) ... Earned the start at Colorado State, carrying nine times for zero yards in 18 snaps ... Returned a kickoff for a career-long 33 yards and returned two punts for 15 yards (7.5 avg.) with a long of 12 yards ... Also had a catch that went for a 5-yard loss. ... vs. Wyoming (Oct. 12) ... Only played six offensive snaps vs. Wyoming, rushing once for zero yards ... Still returned three kicks for 63 yards (21.0 avg.) with a long of 22 yards and three punts for 21 yards (7.0 avg.) with a long of nine yards ... at San José State (Oct. 19) ... Only got four snaps at San José State after suffering a hamstring injury, carrying twice for six yards (3.0 avg.) and adding a 6-yard catch ... Also saw some time on special teams before the injury, returning a kickoff 26 yards and a punt 11 yards ... at UNLV (Oct. 26) ... Did not play at UNLV because of the hamstring injury ... vs. Nevada (Nov. 9) ... Was only on the field for one offensive snap against Nevada, making a 2-yard catch ... Also returned two kickoffs for 50 yards (25.0 avg.) with a long of 28 yards ... vs. Fresno State (Nov. 15) ... Had a 2-yard rush in a pair of offensive snaps vs. Fresno State, while returning two

kickoffs for 26 yards (13.0 avg.) with a long of 20 yards ... **at Hawai'i (Nov. 23)** ... Earned the start at Hawai'i, carrying the ball once for one yard and adding a catch for zero yards in seven snaps ... **vs. Brigham Young (Nov. 30)** ... Had three catches for 10 yards (3.3 avg.) with a long of six in five offensive snaps against Brigham Young, while returning one kick for 18 yards.

- **2018 (True Freshman):** Shared the team's outstanding freshman award (with CB Darren Hall) ... Played in 11 games on the season, rushing 23 times for 137 yards (6.0 avg.) with a 72-yard touchdown ... Also had a 7-yard catch, and returned eight kicks for 146 yards (18.2 avg.) with a long of 26 and returned three punts for seven yards (2.3 avg.) ... Did not play in the opener at No. 13/13 Stanford or against Sacramento State ... Came in for one snap against No. 23/25 Arizona State, rushing for 11 yards ... Was on the field for one snap vs. Eastern Michigan, but did not record a stat ... Had a breakout game at rv./No. 24 Boise State, rushing for 76 yards and a touchdown on three attempts (25.3 avg.) ... Recorded his first career touchdown on his fourth career attempt ... The 72-yard run was the longest of the season for the Aztecs ... Carried the ball a career-high six times against Air Force, but finished with a net zero yards with a long of two yards ... Also returned two kickoffs for 32 yards (16.0 avg.) with a long of 23 and returned a punt for three yards ... Ran three times for nine yards (3.0 avg.) in seven snaps vs. San José State ... Had a 1-yard run in six snaps at Nevada, while returning three kickoffs for 49 yards (16.3 avg.) with a long of 20, and returning two punts for four yards with a long of 5 ... Set career bests in kickoff returns (3), kick return yards (49), punt returns (2), punt return yards (4) and long punt return (5) ... Carried four times for 10 yards (2.5 avg.) in front of his home crowd at New Mexico ... Carried once for nine yards for a first down against UNLV and added three kickoff returns for a career-high 65 yards (21.7 avg.), including a career long of 26 yards ... Played two snaps of statless ball at Fresno State ... In nine snaps vs. Hawai'i, rushed three times for 18 yards (6.0 avg.) with a long of 16 yards, while adding his first career catch for seven yards ... Had a 3-yard rush in three snaps vs. Ohio in the DXL Frisco Bowl.

- **High School:** Was a three-year letter winner at Manzano High School in Albuquerque, N.M. ... Led the Monarchs to a state championship in 2017 and a perfect 13-0 record ... Manzano High School improved its record each of Byrd's three years, going from 7-5 in 2015, to 10-3 in 2016 to 13-0 in 2017 ... Played quarterback, running back and wide receiver at MHS, and also returned kicks and punts ... Over his three years (according to MaxPreps), was 112-for-177 (63.3 pct.) for 1,522 yards and 16 touchdowns against four interceptions, while rushing 344 times for 2,750 yards (8.0 avg.) and 37 touchdowns, and adding 41 catches for 669 yards (16.3 avg.) and four touchdowns ... Best season statistically was 2017, where he was 72-for-107 (67.4 pct.) for 1,011 yards and 10 touchdowns in the air, 1,235 yards and 21 touchdowns on the ground on 158 carries (7.8 avg.), and adding 25 catches for 381 yards (15.2 avg.) and three touchdowns ... Earned all-state and all-metro honors, and was the league MVP ... Was a three-time team MVP ... As an athlete, earned three stars from 247sports and two stars from Rivals ... Rated as the top recruit in New Mexico by 247sports ... Also competed on the track and field team, where he won four straight 100-meter state titles, three 200 championships.

- **Personal:** Jordan Lamont Byrd was born April 7, 2000, in Albuquerque, N.M. ... Son of Lamont Byrd and Nicole Bedford ... According to Rivals, also had scholarship offers from TCU, Arizona, Utah, Texas Tech, Utah State and New Mexico ... Is majoring in social science.

**Byrd's Career Statistics**

Season	Rushing						Receiving					
	GP	GS	Att.	Yds.	TD	Lg.	100+	No.	Yds.	Avg.	TD	Lg.
2018	11	0	23	137	1	72	0	1	7	7.0	0	7
2019	11	6	61	216	2	23	1	14	51	3.6	0	20
<b>Career</b>	<b>22</b>	<b>6</b>	<b>84</b>	<b>353</b>	<b>3</b>	<b>72</b>	<b>1</b>	<b>15</b>	<b>58</b>	<b>3.9</b>	<b>0</b>	<b>20</b>

**Kick Returns**

Season	GP	GS	No.	Yds.	Avg.	Long	TD	All-Purpose	
								Total Yds.	Gm.
2018	11	6	8	146	18.2	26	0	297	27.0
2019	11	8	13	266	20.7	33	0	626	56.9
<b>Career</b>	<b>22</b>	<b>14</b>	<b>21</b>	<b>412</b>	<b>19.6</b>	<b>33</b>	<b>0</b>	<b>923</b>	<b>42.0</b>

**Punt Returns**

Season	GP	GS	No.	Yds.	Avg.	Long	TD
2018	11	2	3	7	2.3	5	0
2019	11	5	12	93	7.8	17	0
<b>Career</b>	<b>22</b>	<b>7</b>	<b>15</b>	<b>100</b>	<b>6.7</b>	<b>17</b>	<b>0</b>

**Career Highs:** Carries: 22 at New Mexico State (9/14/19); Rushing Yards: 118 at New

Mexico State (9/14/19); Rushing Touchdowns: 2 at New Mexico State (9/14/19); Long Rush: 72 at rv./No. 24 Boise State (10/6/18); Receptions: 4 at UCLA (9/7/19); Receiving Yards: 32 at UCLA (9/7/19); Long Reception: 20 at UCLA (9/7/19); Kick Returns: 3, four times; Kick Return Yards: 65 vs. UNLV (11/10/18); Long Kick Return: 33 at Colorado State (10/5/19); Punt Returns: 4 vs. Weber State (8/31/19); Punt Return Yards: 25 vs. Weber State (8/31/19); Long Punt Return: 17 at UCLA (9/7/19); All-Purpose Yards: 128 at New Mexico State (9/14/19); Total Touchdowns: 2 at New Mexico State (9/14/19).

**2019 Highs:** Carries: 22 at New Mexico State (9/14/19); Rushing Yards: 118 at New Mexico State (9/14/19); Rushing Touchdowns: 2 at New Mexico State (9/14/19); Long Rush: 23 vs. Weber State (8/31/19); Receptions: 4 at UCLA (9/7/19); Receiving Yards: 32 at UCLA (9/7/19); Long Reception: 20 at UCLA (9/7/19); Kick Returns: 3 vs. Wyoming (10/12/19), vs. Utah State (9/21/19); Kick Return Yards: 63 vs. Wyoming (10/12/19); Long Kick Return: 33 at Colorado State (10/5/19); Punt Returns: 4 vs. Weber State (8/31/19); Punt Return Yards: 25 vs. Weber State (8/31/19); Long Punt Return: 17 at UCLA (9/7/19); All-Purpose Yards: 128 at New Mexico State (9/14/19); Total Touchdowns: 2 at New Mexico State (9/14/19).

**Byrd's Career Game-by-Game**

Date	Opponent	GP	GS	Rushing				Receiving			
				Att.	Yds.	Avg.	TD	No.	Yds.	TD	
A.31.18	at No. 13/13 Stanford			--- Did Not Play ---							
S.8.18	Sacramento State			--- Did Not Play ---							
S.15.18	No. 23/25 Arizona State	1	0	1	11	11.00	0	0	0	0	0
S.22.18	Eastern Michigan	1	0	0	0	0.00	0	0	0	0	
O.6.18	at rv./No. 24 Boise State*	1	0	3	76	25.33	1	0	0	0	
O.12.18	Air Force*	1	0	6	0	0.09	0	0	0	0	
O.20.18	San José State*	1	0	3	9	3.00	0	0	0	0	
O.27.18	at Nevada*	1	0	1	1	1.00	0	0	0	0	
N.3.18	at New Mexico*	1	0	4	10	2.50	0	0	0	0	
N.10.18	UNLV*	1	0	1	9	9.00	0	0	0	0	
N.17.18	at Fresno State*	1	0	0	0	0.00	0	0	0	0	
N.24.18	Hawai'i**	1	0	3	18	6.00	0	1	7	0	
D.19.18	vs. Ohio#	1	0	1	3	3.00	0	0	0	0	
A.31.19	Weber State	1	0	5	50	10.00	0	0	0	0	
S.7.19	at UCLA	1	1	10	19	1.90	0	4	32	0	
S.14.19	at New Mexico State	1	1	22	118	5.36	2	3	6	0	
S.21.19	Utah State*	1	1	10	20	2.00	0	0	0	0	
O.5.19	at Colorado State*	1	1	9	0	0.00	0	1	-5	0	
O.12.19	Wyoming*	1	1	1	0	0.00	0	0	0	0	
O.19.19	at San José State*	1	0	2	6	3.00	0	1	6	0	
O.26.19	at UNLV*			--- Did Not Play - Injured ---							
N.9.19	Nevada*	1	0	0	0	0.00	0	1	2	0	
N.15.19	Fresno State*	1	0	1	2	2.00	0	0	0	0	
N.23.19	at Hawai'i**	1	1	1	1	1.00	0	1	0	0	
N.30.19	Brigham Young	1	0	0	0	0.00	0	3	10	0	

**Kick Returns**

Date	Opponent	GP	GS	No.	Yds.	Avg.	Lg.	TD	TD Lengths
A.31.18	at No. 13/13 Stanford			--- Did Not Play ---					
S.8.18	Sacramento State			--- Did Not Play ---					
S.15.18	No. 23/21 Arizona State	1		0	0	0.0	0	0	
S.22.18	Eastern Michigan	1		0	0	0.0	0	0	
O.6.18	at rv./No. 24 Boise State*	1	*	0	0	0.0	0	0	
O.12.18	Air Force*	1	*	2	32	16.0	23	0	
O.20.18	San José State*	1	*	0	0	0.0	0	0	
O.27.18	at Nevada*	1	*	3	49	16.3	20	0	
N.3.18	at New Mexico*	1	*	0	0	0.0	0	0	
N.10.18	UNLV*	1	*	3	65	21.7	26	0	
N.17.18	at Fresno State*	1		0	0	0.0	0	0	
N.24.18	Hawai'i**	1		0	0	0.0	0	0	
D.19.18	vs. Ohio#	1		0	0	0.0	0	0	
A.31.19	Weber State	1		0	0	0.0	0	0	
S.7.19	at UCLA	1		0	0	0.0	0	0	
S.14.19	at New Mexico State	1	*	0	0	0.0	0	0	
S.21.19	Utah State*	1	*	3	50	16.7	22	0	
O.5.19	at Colorado State*	1	*	1	33	33.0	33	0	

Date	Opponent	GP	GS	No.	Yds.	Avg.	Lg.	TD	TD Lengths
0.12.19	Wyoming*	1	*	3	<b>63</b>	21.0	22	0	
0.19.19	at San José State*	1	*	1	26	26.0	26	0	
0.26.19	at UNLV*	--- Did Not Play - Injured ---							
N.9.19	Nevada*	1	*	2	50	<b>25.0</b>	28	0	
N.15.19	Fresno State*	1	*	2	26	13.0	20	0	
N.23.19	at Hawai'i*	1		0	0	0.0	0	0	
N.30.19	Brigham Young	1	*	1	18	18.0	18	0	

**Punt Returns**

Date	Opponent	GP	GS	No.	Yds.	Avg.	Lg.	TD	TD Lengths
A.31.18	at No. 13/13 Stanford	--- Did Not Play ---							
S.8.18	Sacramento State	--- Did Not Play ---							
S.15.18	No. 23/21 Arizona State	1		0	0	0.0	0	0	
S.22.18	Eastern Michigan	1		0	0	0.0	0	0	
0.6.18	at rv/No. 24 Boise State*	1		0	0	0.0	0	0	
0.12.18	Air Force*	1		1	3	3.0	3	0	
0.20.18	San José State*	1	*	0	0	0.0	0	0	
0.27.18	at Nevada*	1	*	2	<b>4</b>	<b>2.0</b>	<b>5</b>	0	
N.3.18	at New Mexico*	1		0	0	0.0	0	0	
N.10.18	UNLV*	1		0	0	0.0	0	0	
N.17.18	at Fresno State*	1		0	0	0.0	0	0	
N.24.18	Hawai'i*	1		0	0	0.0	0	0	
D.19.18	vs. Ohio#	1		0	0	0.0	0	0	
A.31.19	Weber State	1		<b>4</b>	<b>25</b>	6.3	8	0	
S.7.19	at UCLA	1	*	1	17	17.0	<b>17</b>	0	
S.14.19	at New Mexico State	1	*	1	4	4.0	4	0	
S.21.19	Utah State*	1		0	0	0.0	0	0	
0.5.19	at Colorado State*	1	*	2	15	<b>7.5</b>	12	0	
0.12.19	Wyoming*	1	*	3	21	7.0	9	0	
0.19.19	at San José State*	1	*	1	11	11.0	11	0	
0.26.19	at UNLV*	--- Did Not Play - Injured ---							
N.9.19	Nevada*	1		0	0	0.0	0	0	
N.15.19	Fresno State*	1		0	0	0.0	0	0	
N.23.19	at Hawai'i*	1		0	0	0.0	0	0	
N.30.19	Brigham Young	1		0	0	0.0	0	0	

Bold indicates season high. \* - Mountain West game. # - 2018 DXL Frisco Bowl (Toyota Stadium; Frisco, Texas). GS - \* in this category the player was on the field the first time San Diego State was in the kick/punt return formation.

**#77 JACOB CAPRA**

**Off. Tackle • Junior • 6-5 • 315 • Auburn, Calif. • Univ. of Oregon**

- **At San Diego State:** Versatile offensive lineman, who brings Pac-12 experience to San Diego State after spending the past three seasons at Oregon ... Joined the Aztecs for the 2019 spring semester and has two years of eligibility remaining ... Enters the bowl game as the co-starter at left tackle with Kyle Spalding.
- **2019 (Junior):** Has played in all 12 games, starting the first four at right tackle and two at left tackle ... Started the opener against Weber State, his first game as an Aztec and second career start overall ... Followed with a start at UCLA, at New Mexico State and against Utah State ... Played on the PAT and field goal unit at Colorado State and again vs. Wyoming ... Came off the bench to play 56 snaps at left tackle at San José State ... Started for the first time of his career at left tackle at UNLV, playing all 61 offensive snaps ... Also started once again at left tackle vs. Nevada ... Played two snaps against Fresno State and on special teams ... Was on special teams at Hawai'i and again vs. Brigham Young.
- **At Univ. of Oregon (2016-18):** Played in 15 games over his final two seasons with the Ducks, starting once as a redshirt freshman in 2017 against UCLA at right guard ... Twice received Pac-12 All-Academic honorable mention honors (2017-18) and was a three-time member of the school's Dean's List ... Helped Oregon to a 15-10 record over his two years with back-to-back bowl appearances, including an 8-4 record in 2018 with an appearance in the Redbox Bowl on Dec. 31 ... According to Pro Football Focus, logged a combined 357 snaps over his two seasons, including 252 in 2018 ... Redshirted as a true freshman in 2016 after joining the Ducks in January 2016.
- **High School:** Prepped at Placer High School in Auburn, Calif. ... Helped lead the Hillmen to the semifinals of the 2015 Sac-Joaquin Section Division III state championship playoffs and a

12-1 record ... Keyed the program's ground game that rushed for over 4,500 yards (351.0 avg.) and 59 touchdowns in his senior season ... Also had 45 tackles, 2.5 sacks, and a pair of blocked field goals over his final two seasons ... Competed at the Army All-American Combine ... Was a two-time first-team all-Metro selection (2014-15) by the Sacramento Bee, while earning first-team All-Sac-Joaquin Section and first-team all-Northern California honors by MaxPreps in 2015 after claiming second-team all-Northern California recognition in 2014 ... Was the offensive MVP as a senior ... Also competed on the school's track and field team ... A consensus three-star prospect by ESPN, Rivals and 247sports out of high school ... Ranked the No. 26 offensive guard and No. 54 player in the state of California by Rivals ... ESPN tabbed him the No. 33 offensive guard.

- **Personal:** Jacob Joseph Capra was born Nov. 2, 1998, in Folsom, Calif. ... Son of Joey and Janine Capra ... Older brother, Johnny, played football at Utah, while younger brother, Joey, is a true freshman at SDSU ... Originally chose Oregon out of Placer HS over Arizona State, California, Kansas, Nevada, San José State, Utah, Washington and Washington State ... Graduated from the Univ. of Oregon with a degree in general social science and crime law society ... Is working on a master's degree in homeland security and conflict resolution.

**Ja. Capra's Career Statistics**

Season	* at Univ. or Oregon	
	GP	GS
*2017	6	1
*2018	9	0
2019	12	6
<b>Career</b>	<b>27</b>	<b>7</b>

**Ja. Capra's Career Game-by-Game**

Date	Opponent	* at Univ. or Oregon	
		GP	GS/POS
S.2.17	Southern Utah	1	
S.9.17	Nebraska	--- Did Not Play ---	
S.16.17	at Wyoming	--- Did Not Play ---	
S.23.17	at Arizona StateS	--- Did Not Play ---	
S.30.17	CaliforniaS	1	
0.7.17	Washington StateS	--- Did Not Play ---	
0.14.17	at StanfordS	1	
0.21.17	at UCLAS	1	RG
0.28.17	UtahS	1	
N.4.17	at WashingtonS	--- Did Not Play ---	
N.18.17	ArizonaS	--- Did Not Play ---	
N.25.17	Oregon StateS	1	
D.16.17	vs. Boise State^	--- Did Not Play ---	
S.1.18	Bowling Green	1	
S.8.18	Portland State	1	
S.15.18	San José State	1	
S.22.18	StanfordS	--- Did Not Play ---	
S.29.18	at CaliforniaS	--- Did Not Play ---	
0.13.18	WashingtonS	1	
0.20.18	at Washington StateS	--- Did Not Play ---	
0.27.18	at ArizonaS	1	
N.3.18	UCLAS	1	
N.10.18	at UtahS	1	
N.17.18	Arizona StateS	1	
N.23.18	at Oregon StateS	1	
A.31.19	Weber State	1	RT
S.7.19	at UCLA	1	RT
S.14.19	at New Mexico State	1	RT
S.21.19	Utah State*	1	RT
0.5.19	at Colorado State*	1	
0.12.19	Wyoming*	1	
0.19.19	at San José State*	1	
0.26.19	at UNLV*	1	LT
N.9.19	Nevada*	1	LT
N.15.19	Fresno State*	1	
N.23.19	at Hawai'i*	1	
N.30.19	Brigham Young	1	

S - Pac-12 game. \* - Mountain West game. ^ - 2017 Redbox Bowl (Levi's Stadium; Santa Clara,

Calif.).

## #42 TROY CASSIDY

Linebacker • Senior • 6-3 • 230 • Carlsbad, Calif. • Carlsbad HS

- **At San Diego State:** Smart, athletic player who played in 11 games as a true freshman in 2016, and started 20 games over the previous two seasons ... Was listed third on the depth chart at one of the two outside linebacker spots heading into the 2017 fall camp, but emerged as the starter ... Entered his final season atop the depth chart at the "Will" linebacker, but is listed as the backup heading into the bowl game ... Also sees time on special teams ... Has played in 49 straight games, the longest streak on the team.
- **2019 (Senior):** Has started eight of the team's 12 games and played in all 12 ... Has 35 tackles (18 solo), including 3.0 tackles for loss, a 14-yard sack, a pass breakup and nine quarterback hurries ... **vs. Weber State (Aug. 31)** ... Started the opener against Weber State, playing all 51 snaps and tying a career high with seven tackles (four solo), including 1.5 tackles for loss ... **at UCLA (Sept. 7)** ... Registered four tackles (two solo), 0.5 tackles for loss and a quarterback hurry in a start at UCLA ... **at New Mexico State (Sept. 14)** ... Tied for the team lead with seven tackles (four solo) in a start at New Mexico State, while adding a quarterback hurry ... The seven stops tied a career high ... Played 68 of the 70 snaps in the game ... **vs. Utah State (Sept. 21)** ... Registered three tackles (all assisted) and two quarterback hurries in a start vs. Utah State, while playing all 77 snaps ... **at Colorado State (Oct. 5)** ... Had four tackles (two solo), including one for a loss, and a quarterback hurry at Colorado State ... **vs. Wyoming (Oct. 12)** ... Made two stops (one solo) in 47 snaps in a start vs. Wyoming ... **at San José State (Oct. 19)** ... Had one assisted tackle in a start over 20 snaps at San José State ... **at UNLV (Oct. 26)** ... Had an assisted tackle and a quarterback hurry in 19 snaps off the bench at UNLV ... **vs. Nevada (Nov. 9)** ... Returned to the starting lineup vs. Nevada, making one solo tackle in 28 snaps ... **vs. Fresno State (Nov. 15)** ... Came off the bench to play 21 snaps vs. Fresno State, recording a quarterback hurry ... **at Hawai'i (Nov. 23)** ... Had two tackles (one solo), a pass breakup and a quarterback hurry in 21 snaps in a reserve role at Hawai'i ... **vs. Brigham Young (Nov. 30)** ... Had three solo tackles, including a 14-yard sack (and TFL), and a quarterback hurry in 35 snaps off the bench vs. Brigham Young.
- **2018 (Junior):** Started the team's first 12 games and played in all 13 ... Had 45 tackles on the season, including 4.0 tackles for loss, 2.5 sacks, one forced fumble, one pass breakup and six quarterback hurries ... Started the opener at No. 13/13 Stanford and had five tackles, including 0.5 TFL ... Had an assisted stop in a start vs. Sacramento State, which went down as a half sack (and a half TFL) ... Also added a quarterback hurry ... Did not record a stat in a start vs. No. 23/25 Arizona State ... Made five stops (two solo) in a start vs. Eastern Michigan ... Registered a solo stop and a quarterback hurry in a start at rv/No. 24 Boise State ... Had four tackles (two solo) in a start against Air Force ... Recorded five tackles (three solo) with one going for a loss and a quarterback hurry against San José State ... Had five stops (three solo) in a start at Nevada ... Had a big game at New Mexico, recording five tackles for a third straight game, while adding career highs of two sacks (for nine yards) and two tackles for loss, along with two QBH ... Had four tackles (all solo) with his first career forced fumble against UNLV ... The forced fumble was recovered by Parker Baldwin, which led to an Aztec touchdown as time expired in the third quarter ... Followed with a career-high seven stops in a start at Fresno State, while returning a blocked PAT before being tackled ... Came up with two solo tackles, his first pass breakup this season and a quarterback hurry vs. Hawai'i ... Came off the bench for the first time of the season vs. Ohio in the DXL Frisco Bowl, making one assisted tackle.
- **2017 (Sophomore):** Started the first seven games and eight overall, while playing in all 13, making 31 tackles (15 solo) with 1.5 tackles for loss, 0.5 sacks for three yards, a pass breakup and five quarterback hurries ... Started for the first time of his career in the opener against UC Davis, making three tackles (two solo) ... Had one stop (one solo) in a second straight start at Arizona State ... Started again vs. No. 19/19 Stanford and recorded one assisted tackle, 0.5 sacks (and 0.5 TFL) for three yards and his first career pass breakup ... Had a then career high with four tackles (two solo) and a tackle for loss in a start at Air Force ... Bettered his tackle total with five stops (three solo) in another start vs. Northern Illinois ... Had three stops (one solo) in a sixth straight start at UNLV ... Registered four tackles (two solo) and a QBH in a start vs. Boise State ... Did not start for the first time of the season against Fresno State, but was the first guy on defense off the bench ... Did not record a stat ... Also did not find the stat sheet at Hawai'i in time off the bench ... Had a solo stop off the bench at San José State ... Did not find the stat sheet against Nevada ... Had three tackles (one solo) and a game-high three quarterback hurries off the bench vs. New Mexico ... Started against Army West Point in the Armed Forces Bowl when SDSU started four linebackers, making a then career-high six tackles and

adding a quarterback hurry.

- **2016 (True Freshman):** Played in each of the final 11 games, mostly on special teams, making 10 tackles (four solo) with a 1-yard sack (and tackle for loss) ... Did not play the first three games of the season ... Saw time on special teams for the first time of his collegiate career, but did not record a stat ... Also logged statless time vs. UNLV ... Had his first two tackles of his career at Fresno State ... Made a career-high three stops (all solo) vs. San José State ... Also recorded his first sack (and tackle for loss), going for 1-yard ... Did not find the stat sheet at Utah State, but did play ... Tied a career high with three tackles (one solo) against Hawai'i ... Made an assisted tackle at Nevada ... Had an assisted stop at Wyoming ... Logged statless time off the bench against Colorado State, at Wyoming in the MW Championship game and vs. Houston in the Las Vegas Bowl.
- **High School:** Was a three-year letter winner at Carlsbad High School at nearby Carlsbad ... Recorded 178 tackles (119 solo), with 10 sacks over his Lancer career ... All-CIF San Diego Section first-team defense honoree his senior season after ranking second on the team with 69 tackles, 46 solo, four tackles for loss and two interceptions for 85 yards and 4.5 sacks, according to MaxPreps ... At tight end in 2015, recorded 226 yards on 13 receptions, scoring three touchdowns ... Helped lead Carlsbad to a 2015 Avocado West League championship, returning an interception 70 yards for a touchdown in the title game ... All-Avocado West League second team honoree his junior season, recording 82 tackles, 55 solo, nine tackles for loss and five sacks ... A three-star recruit by Rivals, Scout and ESPN ... Earned a grade of 72 by ESPN ... Lettered in volleyball for the Lancers, earning All-Academic Team honors and scholar-athlete accolades and helping Carlsbad to a spot in the CIF San Diego Section Boys' Volleyball Championship match.
- **Personal:** Troy Aaron Cassidy was born June 1, 1998, in San Diego, Calif. ... Also received offers from Arizona, Boise State, Colorado, Navy, Nevada, Oregon State, Utah State, Washington and Washington State (according to Rivals) ... Is majoring in interdisciplinary studies.

### Cassidy's Career Statistics

Season	GP	GS	UA	A	TT	TFL	Sk	Int.	PBU	FF	FR
2016	11	0	4	6	10	1.0	1.0	0	0	0	0
2017	13	8	15	16	31	1.5	0.5	0	1	0	0
2018	13	12	21	24	45	4.0	2.5	0	1	1	0
2019	12	8	18	17	35	3.0	1.0	0	1	0	0
<b>Career</b>	<b>49</b>	<b>28</b>	<b>58</b>	<b>63</b>	<b>121</b>	<b>9.5</b>	<b>5.0</b>	<b>0</b>	<b>3</b>	<b>1</b>	<b>0</b>

**Career Highs:** Tackles: 7 at New Mexico State (9/14/19), vs. Weber State (8/31/19), at Fresno State (11/17/18); Tackles For Loss: 2.0 at New Mexico (11/3/18); Sacks: 2.0 at New Mexico (11/3/18); Pass Breakups: 1 at Hawai'i (11/23/19), vs. Hawai'i (11/24/18), vs. No. 19/19 Stanford (9/16/17); Forced Fumbles: 1 vs. UNLV (11/10/18).

**2019 Highs:** Tackles: 7 at New Mexico State (9/14/19), vs. Weber State (8/31/19); Tackles For Loss: 1.0 vs. Brigham Young (11/30/19), at Colorado State (10/5/19); Sacks: 1.0 vs. Brigham Young (11/30/19); Pass Breakups: 1 at Hawai'i (11/23/19).

### Cassidy's Career Game-by-Game

Date	Opponent	GP	GS	UA	A	TT	TFL	Sk.	Int.	PBU	FF	FR
S.3.16	New Hampshire	--- Did Not Play ---										
S.10.16	California	--- Did Not Play ---										
S.17.16	at Northern Illinois	--- Did Not Play ---										
0.1.16	at South Alabama	1	0	0	0	0	0.0	0.0	0	0	0	0
0.8.16	UNLV*	1	0	0	0	0	0.0	0.0	0	0	0	0
0.14.16	at Fresno State*	1	0	0	2	2	0.0	0.0	0	0	0	0
0.21.16	San José State*	1	0	3	0	3	1.0	1.0	0	0	0	0
0.28.16	at Utah State*	1	0	0	0	0	0.0	0.0	0	0	0	0
N.5.16	Hawai'i*	1	0	1	2	3	0.0	0.0	0	0	0	0
N.12.16	at Nevada*	1	0	0	1	1	0.0	0.0	0	0	0	0
N.19.16	at Wyoming*	1	0	0	1	1	0.0	0.0	0	0	0	0
N.26.16	Colorado State*	1	0	0	0	0	0.0	0.0	0	0	0	0
D.3.16	at Wyoming@	1	0	0	0	0	0.0	0.0	0	0	0	0
D.17.16	vs. Houston^	1	0	0	0	0	0.0	0.0	0	0	0	0
S.2.17	UC Davis	1	1	2	1	3	0.0	0.0	0	0	0	0
S.9.17	at Arizona State	1	1	1	0	1	0.0	0.0	0	0	0	0
S.16.17	No. 19/19 Stanford	1	1	0	1	1	0.5	0.5	0	1	0	0
S.23.17	at Air Force*	1	1	2	2	4	1.0	0.0	0	0	0	0
S.30.17	Northern Illinois	1	1	3	2	2	0.0	0.0	0	0	0	0
0.7.17	at UNLV*	1	1	1	2	3	0.0	0.0	0	0	0	0



Date	Opponent	GP	GS	UA	A	TT	TFL	Sk.	Int.	PBU	FF	FR
O.14.17	Boise State*	1	1	2	2	4	0.0	0.0	0	0	0	0
O.21.17	Fresno State*	1	0	0	0	0	0.0	0.0	0	0	0	0
O.28.17	at Hawai'i*	1	0	0	0	0	0.0	0.0	0	0	0	0
N.4.17	at San José State*	1	0	1	0	1	0.0	0.0	0	0	0	0
N.18.17	Nevada*	1	0	0	0	0	0.0	0.0	0	0	0	0
N.24.17	New Mexico*	1	0	1	2	3	0.0	0.0	0	0	0	0
D.23.17	vs. Army West Point+	1	1	2	4	6	0.0	0.0	0	0	0	0
A.31.18	at No. 13/13 Stanford	1	1	1	4	5	0.5	0.0	0	0	0	0
S.8.18	Sacramento State	1	1	0	1	1	0.5	0.5	0	0	0	0
S.15.18	No. 23/25 Arizona State	1	1	0	0	0	0.0	0.0	0	0	0	0
S.22.18	Eastern Michigan	1	1	2	3	5	0.0	0.0	0	0	0	0
O.6.18	at rv/No. 24 Boise State*	1	1	1	0	1	0.0	0.0	0	0	0	0
O.12.18	Air Force*	1	1	2	2	4	0.0	0.0	0	0	0	0
O.20.18	San José State*	1	1	3	2	5	1.0	0.0	0	0	0	0
O.27.18	at Nevada*	1	1	3	2	5	0.0	0.0	0	0	0	0
N.3.18	at New Mexico*	1	1	2	3	5	2.0	2.0	0	0	0	0
N.10.18	UNLV*	1	1	4	0	4	0.0	0.0	0	0	1	0
N.17.18	at Fresno State*	1	1	1	6	7	0.0	0.0	0	0	0	0
N.24.18	Hawai'i*	1	1	2	0	2	0.0	0.0	0	1	0	0
D.19.18	vs. Ohio#	1	0	0	1	1	0.0	0.0	0	0	0	0
A.31.19	Weber State	1	1	4	3	7	0.5	0.0	0	0	0	0
S.7.19	at UCLA	1	1	2	2	4	0.5	0.0	0	0	0	0
S.14.19	at New Mexico State	1	1	4	3	7	0.0	0.0	0	0	0	0
S.21.19	Utah State*	1	1	0	3	3	0.0	0.0	0	0	0	0
O.5.19	at Colorado State*	1	1	2	2	4	1.0	0.0	0	0	0	0
O.12.19	Wyoming*	1	1	1	1	2	0.0	0.0	0	0	0	0
O.19.19	at San José State*	1	1	0	1	1	0.0	0.0	0	0	0	0
O.26.19	at UNLV*	1	0	0	1	1	0.0	0.0	0	0	0	0
N.9.19	Nevada*	1	1	1	0	1	0.0	0.0	0	0	0	0
N.15.19	Fresno State*	1	0	0	0	0	0.0	0.0	0	0	0	0
N.23.19	at Hawai'i*	1	0	1	1	2	0.0	0.0	0	1	0	0
N.30.19	Brigham Young	1	0	3	0	3	1.0	1.0	0	0	0	0

*Bold indicates season high.* \* - Mountain West game. @ - 2016 Mountain West Championship (War Memorial Stadium; Laramie, Wyo.). ^ - 2016 Las Vegas Bowl (Sam Boyd Stadium; Las Vegas, Nev.). + - 2017 Lockheed Martin Armed Forces Bowl (Amon Carter Stadium; Fort Worth, Texas). # - 2018 DXL Frisco Bowl (Toyota Stadium; Frisco, Texas).

## #68 MYLES CHEATUM

**Defensive End • Senior • 6-2 • 265 • Cedar Park, Texas • Cedar Park HS**

- **At San Diego State:** Athletic defensive linemen who continues to improve his technique ... Battled a foot injury late in the 2017 season after starting the first eight games of the year ... Was a fill-in starter in three games last year and enters his final season as the starting defensive end ... Is the most experienced defensive lineman on the team with 41 career games played and 23 starts (the rest of the two-deep have a combined 24 starts).
- **2019 (Senior):** Has been named to the all-Mountain West first team, as voted on by the league's coaches and media ... Was named a preseason third-team all-Mountain West selection by Phil Steele Magazine ... Started the team's 12 games this season ... Has 39 tackles (18 solo), including 9.5 tackles for loss, 5.0 sacks and 12 quarterback hurries ... Ranks eighth in the Mountain West in sacks per game (0.42) and in tackles for loss per game (0.79) ... vs. Weber State (Aug. 31) ... Started the opener vs. Weber State at defensive end, making one assisted tackle, which went down as a half tackle for loss ... **at UCLA (Sept. 7)** ... Made two solo tackles in a start at UCLA, including a 1-yard sack (and TFL) ... **at New Mexico State (Sept. 14)** ... Had four tackles, including a career-high 1.5 sacks and 1.5 tackles for loss, in a start at New Mexico State ... **vs. Utah State (Sept. 21)** ... Registered four stops (three solo), 0.5 tackles for loss and three quarterback hurries across 66 snaps in a start vs. Utah State ... **at Colorado State (Oct. 5)** ... Had three tackles, including 0.5 tackles for loss, in 50 snaps at Colorado State ... **vs. Wyoming (Oct. 12)** ... Came up with a then career-high-tying six tackles (four solo), including a 3-yard sack (and tackle for loss) and a quarterback hurry in a start vs. Wyoming, where he played 51 of 54 snaps ... **at San José State (Oct. 19)** ... Was unable to find the stat sheet in 45 snaps in a start at San José State ... **at UNLV (Oct. 26)** ... Came up with three tackles, including 0.5 sacks (and 0.5 TFL) for three yards, and a quarterback hurry in 61 snaps ... **vs. Nevada (Nov. 9)** ... Had a career-high seven tackles in a

start in 49 snaps vs. Nevada, with 1.5 tackles for loss for four yards ... **vs. Fresno State (Nov. 15)** ... Finished with two tackles (both solo), including a 14-yard sack, and a quarterback hurry in 47 snaps in a start against Fresno State ... The sack came on a third-and-6 situation in the third quarter, pushing the Bulldogs back from their own 45-yard line to their own 31-yard line ... **at Hawai'i (Nov. 23)** ... Made five tackles (three solo), including 1.5 tackles for loss, with two quarterback hurries at Hawai'i in 64 snaps ... **vs. Brigham Young (Nov. 30)** ... Came up with an assisted tackle, pass breakup and three quarterback hurries in the start and 68 snaps vs. Brigham Young.

- **2018 (Junior):** Had 27 tackles on the season in 13 games (three starts), including 3.5 tackles for loss, two sacks, a forced fumble, a fumble recovery and four quarterback hurries ... Made two assisted tackles in the opener at No. 13/13 Stanford ... Had a solo tackle vs. Sacramento State, which went down as a 1-yard tackle for loss ... Earned the start at defensive tackle against No. 23/25 Arizona State, making three tackles, including a 4-yard sack (and tackle for loss) and a quarterback hurry ... The sack came on a fourth-and-1 situation with ASU on SDSU's 11-yard line ... Had a good all-around game in another start at defensive tackle against Eastern Michigan, making a season-high four tackles (three solo) with 0.5 tackles for loss, his first career fumble recovery and two quarterback hurries ... The fumble recovery led to a touchdown, which put SDSU up, 17-3, in the second quarter ... Had four stops (two solo) in extensive time off the bench at rv/No. 24 Boise State ... Made two solo stops in his third start of the season against Air Force ... Had an assisted tackle in the second half against San José State after missing the first half because of a targeting call the previous week vs. Air Force ... Had two assisted tackles at Nevada ... Recorded two tackles (one solo), including a sack at New Mexico ... Did not find the stat sheet for the first time all season in 24 snaps off the bench against UNLV ... Had two assisted tackles in 23 snaps at Fresno State ... Made three solo stops in just 17 snaps vs. Hawai'i ... Registered a solo tackle, forced fumble and quarterback hurry in 22 snaps off the bench against Ohio in the DXL Frisco Bowl.
- **2017 (Sophomore):** Logged a start in the first eight games, missing the game at Hawai'i with a foot injury ... Returned to play off the bench in three of the final four games with the lingering injury ... Had 18 tackles (13 solo), including three tackles for loss for 12 yards, two sacks for nine yards, a forced fumble and four quarterback hurries ... Started for the first time of his career in just his sixth career game against UC Davis in the opener, recording one solo tackle ... Started again at Arizona State and came up with four tackles (three solo), including two tackles for loss, a sack, a forced fumble and a quarterback hurry ... The sack, TFL and forced fumble were both the first of his career ... Made an assisted stop in a start vs. No. 19/19 Stanford ... Registered a career-high six tackles (three solo) and two quarterback hurries at Air Force ... Did not record a stat in a start vs. Northern Illinois ... Had another solid outing at UNLV, coming up with two solo tackles, including a 7-yard sack and tackle for loss ... Did not find the stat sheet in a start against Boise State ... Had two solo tackles in a start against Fresno State ... Did not travel to Hawai'i because of a foot injury ... Did not record a stat in playing time at San José State ... Finished with a solo stop in a reserve role against Nevada ... Did not play because of an injury against New Mexico ... Had a solo stop off the bench against Army West Point in the Armed Forces Bowl.
- **2016 (Freshman):** Appeared in five games over the season off the bench, recording four tackles (three solo) ... Made his first career tackle, a solo stop, in the opener against New Hampshire ... Recorded one solo tackle vs. San José State ... Had a career-high two tackles (one solo) vs. Hawai'i ... Other games played came against UNLV and at Utah State.
- **2015 (Redshirt):** Redshirted his first season at SDSU.
- **High School:** Recorded 10 tackles for loss as a senior at Cedar Park High, leading the Timberwolves to a 12-4 overall record and a narrow loss in the Conference 5A Division 2 championship game ... Also rushed for 113 yards and eight touchdowns, and added 13 receptions for 223 yards and two scores on offense in 2014 ... A three-year varsity letter winner at Cedar Park High, where he led the Timberwolves to a combined 37-8 record, according to MaxPreps ... A two-time all-District 25 selection ... A two-star recruit by Rivals, Scout and 247sports ... Earned a 75 grade by 247sports ... Also lettered in basketball in high school.
- **Personal:** Myles Alexander Cheatum was born March 4, 1997, in Athens, Greece ... Son of Myles and Phyllis Cheatum ... Chose San Diego State over offers from Fresno State, Louisiana Tech, North Texas and Texas State (according to Rivals) ... Also drew interest from Louisiana-Monroe, Texas Tech and UTSA ... Is majoring in interdisciplinary studies.

**Cheatum's Career Statistics**

Season	GP	GS	UA	A	TT	TFL	Sk	Int.	PBU	FF	FR
2016	5	0	3	1	4	0.0	0.0	0	0	0	0
2017	11	8	13	5	18	3.0	2.0	0	0	1	0
2018	13	3	14	13	27	3.5	2.0	0	0	1	1
2019	12	12	18	21	39	9.5	5.0	0	1	0	0
<b>Career</b>	<b>41</b>	<b>23</b>	<b>48</b>	<b>40</b>	<b>88</b>	<b>16.0</b>	<b>9.0</b>	<b>0</b>	<b>1</b>	<b>2</b>	<b>1</b>

**Career Highs:** **Tackles:** 7 vs. Nevada (11/19/19); **Tackles For Loss:** 2.0 at Arizona State (9/9/17); **Sacks:** 1.5 at New Mexico State (9/14/19); **Pass Breakups:** 1 vs. Brigham Young (11/30/19); **Forced Fumbles:** 1 vs. Ohio (12/19/19), at Arizona State (9/9/17); **Fumble Recoveries:** 1 vs. Eastern Michigan (9/22/18).

**2019 Highs:** **Tackles:** 7 vs. Nevada (11/19/19); **Tackles For Loss:** 1.5 at Hawai'i (11/23/19), vs. Nevada (11/19/19), at New Mexico State (9/14/19); **Sacks:** 1.5 at Hawai'i (11/23/19), at New Mexico State (9/14/19); **Pass Breakups:** 1 vs. Brigham Young (11/30/19).

**Cheatum's Career Game-by-Game**

Date	Opponent	GP	GS	UA	A	TT	TFL	Sk.	Int.	PBU	FF	FR
S.3.16	New Hampshire	1	0	1	0	1	0.0	0.0	0	0	0	0
S.10.16	California	--- Did Not Play ---										
S.17.16	at Northern Illinois	--- Did Not Play ---										
O.1.16	at South Alabama	--- Did Not Play ---										
O.8.16	UNLV*	1	0	0	0	0	0.0	0.0	0	0	0	0
O.14.16	at Fresno State*	--- Did Not Play ---										
O.21.16	San José State*	1	0	1	0	1	0.0	0.0	0	0	0	0
O.28.16	at Utah State*	1	0	0	0	0	0.0	0.0	0	0	0	0
N.5.16	Hawai'i*	1	0	1	1	2	0.0	0.0	0	0	0	0
N.12.16	at Nevada*	--- Did Not Play ---										
N.19.16	at Wyoming*	--- Did Not Play ---										
N.26.16	Colorado State*	--- Did Not Play ---										
D.3.16	at Wyoming@	--- Did Not Play ---										
D.17.16	vs. Houston^	--- Did Not Play ---										
S.2.17	UC Davis	1	1	1	0	1	0.0	0.0	0	0	0	0
S.9.17	at Arizona State	1	1	2	1	3	2.0	1.0	0	0	1	0
S.16.17	No. 19/19 Stanford	1	1	0	1	1	0.0	0.0	0	0	0	0
S.23.17	at Air Force*	1	1	3	3	6	0.0	0.0	0	0	0	0
S.30.17	Northern Illinois	1	1	0	0	0	0.0	0.0	0	0	0	0
O.7.17	at UNLV*	1	1	2	0	2	1.0	1.0	0	0	0	0
O.14.17	Boise State*	1	1	0	0	0	0.0	0.0	0	0	0	0
O.21.17	Fresno State*	1	1	2	0	2	0.0	0.0	0	0	0	0
O.28.17	at Hawai'i*	--- Did Not Play - Injured ---										
N.4.17	at San José State*	1	0	0	0	0	0.0	0.0	0	0	0	0
N.18.17	Nevada*	1	0	1	0	1	0.0	0.0	0	0	0	0
N.24.17	New Mexico*	--- Did Not Play - Injured ---										
D.23.17	vs. Army West Point+	1	0	1	0	1	0.0	0.0	0	0	0	0
A.31.18	at No. 13/13 Stanford	1	0	0	2	2	0.0	0.0	0	0	0	0
S.8.18	Sacramento State	1	0	1	0	1	1.0	0.0	0	0	0	0
S.15.18	No. 23/25 Arizona State	1	1	2	3	1	1.0	1.0	0	0	0	0
S.22.18	Eastern Michigan	1	1	3	1	4	0.5	0.0	0	0	0	1
O.6.18	at rv/No. 24 Boise State*	1	0	2	2	4	0.0	0.0	0	0	0	0
O.12.18	Air Force*	1	1	2	0	2	0.0	0.0	0	0	0	0
O.20.18	San José State*	1	0	0	1	1	0.0	0.0	0	0	0	0
O.27.18	at Nevada*	1	0	0	2	2	0.0	0.0	0	0	0	0
N.3.18	at New Mexico*	1	0	1	1	2	1.0	1.0	0	0	0	0
N.10.18	UNLV*	1	0	0	0	0	0.0	0.0	0	0	0	0
N.17.18	at Fresno State*	1	0	0	2	2	0.0	0.0	0	0	0	0
N.24.18	Hawai'i*	1	0	3	0	3	0.0	0.0	0	0	0	0
D.19.18	vs. Ohio#	1	0	1	0	1	0.0	0.0	0	0	1	0
A.31.19	Weber State	1	1	0	1	1	0.5	0.0	0	0	0	0
S.7.19	at UCLA	1	1	2	0	2	1.0	1.0	0	0	0	0
S.14.19	at New Mexico State	1	1	1	3	4	1.5	1.5	0	0	0	0
S.21.19	Utah State*	1	1	3	1	4	0.5	0.0	0	0	0	0
O.5.19	at Colorado State*	1	1	0	3	3	0.5	0.0	0	0	0	0
O.12.19	Wyoming*	1	1	4	2	6	1.0	1.0	0	0	0	0
O.19.19	at San Jose State*	1	1	0	0	0	0.0	0.0	0	0	0	0

Date	Opponent	GP	GS	UA	A	TT	TFL	Sk.	Int.	PBU	FF	FR
O.26.19	at UNLV*	1	1	0	3	3	0.5	0.5	0	0	0	0
N.9.19	Nevada*	1	1	2	5	7	1.5	0.0	0	0	0	0
N.15.19	Fresno State*	1	1	2	0	2	1.0	1.0	0	0	0	0
N.23.19	at Hawai'i*	1	1	3	2	5	1.5	0.0	0	0	0	0
N.30.19	Brigham Young	1	1	0	1	1	0.0	0.0	0	1	0	0

*Bold indicates season high. \* - Mountain West game. @ - 2016 Mountain West Championship (War Memorial Stadium; Laramie, Wyo.). ^ - 2016 Las Vegas Bowl (Sam Boyd Stadium; Las Vegas, Nev.). + - 2017 Lockheed Martin Armed Forces Bowl (Amon Carter Stadium; Fort Worth, Texas). # - 2018 DXL Frisco Bowl (Toyota Stadium; Frisco, Texas).*

**#81 ETHAN DEDEAUX****(DAY-doh)****Wide Receiver • Sophomore • 5-9 • 185 • Las Vegas, Nev. • Liberty HS**

- **At San Diego State:** Excellent route-runner with great hands ... Will be expected to log snaps as a receiver and on special teams ... Enters the weekend as the starter at 'E' receiver ... Also can return punts.
- **2019 (Sophomore):** Has played in 10 games with two starts ... Has six catches for 102 yards (17.0 avg.) with a 49-yard touchdown ... The 49-yard touchdown is tied for the longest pass play by the Aztecs this season (also Isaiah Richardson's 49-yard catch) ... Also has a 14-yard kick return and a rush attempt ... **vs. Weber State (Aug. 31)** ... Started for the ninth time of his career in the opener against Weber State, where he had an 8-yard reception ... **at UCLA (Sept. 7)** ... Came off the bench to play 31 snaps at UCLA without recording a stat ... **at New Mexico State (Sept. 14)** ... Played 18 snaps off the bench at New Mexico State without recording an offensive stat ... Did return a kickoff for 14 yards ... **vs. Utah State (Sept. 21)** ... Logged the start vs. Utah State, making two catches for 18 yards (9.0 avg.) with a long of 12 yards over 56 snaps ... **at Colorado State (Oct. 5)** ... Played 10 statless snaps off the bench at Colorado State ... **vs. Wyoming (Oct. 12)** ... Missed the Wyoming game with an injury ... **at San José State (Oct. 19)** ... Also missed the San José State game ... **at UNLV (Oct. 26)** ... Returned to play in front of his hometown at UNLV, recording a 49-yard touchdown catch in 21 snaps off the bench ... The touchdown was the first of his career ... The 49-yard catch was a career long and tied SDSU's longest pass play this season ... **vs. Nevada (Nov. 9)** ... Made a 23-yard catch in 15 snaps off the bench against Nevada ... **vs. Fresno State (Nov. 15)** ... Logged four statless snaps vs. Fresno State ... **at Hawai'i (Nov. 23)** ... Had a 4-yard catch in 23 snaps off the bench at Hawai'i ... **vs. Brigham Young (Nov. 30)** ... Did not record a stat in 14 snaps against Brigham Young.
- **2018 (Freshman):** Started eight of the 10 times he played on the season ... Started the team's first five games, missing the next three (one with injury, two because of personal reasons), before returning to play at New Mexico and starting three of the final four games ... Had 22 catches for 262 yards (11.9 avg.) with a long of 46 yards ... Also had four rushes for 13 yards (3.2 avg.) and four punt returns for minus-7 yards (-1.8 avg.) ... Started his first career appearance at No. 13/13 Stanford, making three catches for 21 yards (7.0 avg.) ... Also had a 4-yard rush ... Had six receptions and 90 yards in just his second career start and game played against Sacramento State ... The six catches and 90 yards were a game high ... His 90 yards were the most by an Aztec freshman since at least 1996 ... For his efforts, was named to the *Pro Football Focus* Mountain West Team of the Week ... Also returned his first career punt of five yards ... Made two catches for 30 yards (15.0 avg.) in a third straight start vs. No. 23/25 Arizona State ... Also added a 6-yard rush and returned a punt (for a 1-yard loss) ... Started for a fourth straight game vs. Eastern Michigan, recording two catches for 20 yards (10.0 avg.) with a long of 11 yards ... Also returned one punt for two yards ... Started at rv/No. 24 Boise State without recording a stat ... Exited the game early after a shoulder injury suffered on a punt return and fumble ... Did not play against Air Force because of the shoulder injury, and missed the next two because of personal reasons ... Returned to log 16 snaps at New Mexico, making two catches for 38 yards (19.0 avg.) ... Had a big game in a start vs. UNLV, making a career-high and game-high seven receptions for 63 yards (9.0 avg.) ... The seven catches were tied for the second most in a game during the Jeff Horton offensive coordinator era (since 2015) ... Started at Fresno State and again vs. Hawai'i, but did not find the stat sheet ... Came off the bench for 26 statless snaps vs. Ohio in the DXL Ohio Bowl.
- **2017 (Redshirt):** Redshirted his first season at SDSU.
- **High School:** Four-year letter winner at Liberty High School in Las Vegas ... Did a little bit of everything for the Patriots, logging time as a wide receiver, running back, cornerback, safety and even quarterback ... Helped lead Liberty to a 43-11 record over the four years, including a 17-1 mark in league action ... According to MaxPreps, amassed 2,843 receiving yards on 138 catches (20.6 avg.) and 34 touchdowns over his final three seasons, while adding 590

rushing yards on 69 attempts (8.6 avg.) and 14 additional scores ... Best season was his senior year in 2016 when he had 59 catches for 1,162 yards (19.7 ag.) and 15 touchdowns, while rushing for 280 yards and eight touchdowns on 32 carries (8.8 avg.) ... Also was 9-for-10 for 27 yards as a quarterback as a junior in 2015 ... Recorded 110 tackles, 11 interceptions, 28 pass deflections, one forced fumble and a fumble recovery over his four-year career ... Also returned 36 kicks for 1,030 yards (28.6 avg.) and three touchdowns over his career to go along with nine punt returns for 100 yards (11.1 avg.) ... Altogether had 54 touchdowns in 54 games over his career, including 23 as a senior ... Was a three-time all-state selection and a three-time all-league pick ... Was a three-star recruit by Rivals (wide receiver) and ESPN (athlete), and a two-star recruit by 247sports and Scout (cornerback) ... 247sports graded him out at 79 ... Received a grade of 71 by ESPN, where he is also rated as the 14th-best recruit in the state of Nevada ... Also ran track at Liberty High School ... Was on the school's dean's list and was a student of the month.

- **Personal:** Ethan Miles Dedeaux was born Oct. 14, 1998, in West Hills, Calif. ... Son of Jon Dedeaux ... Picked the Aztecs over offers from Hawai'i, UNLV, Idaho, Northern Arizona and Adams State ... Is majoring in communication with an emphasis in liberal arts.

**Dedeaux' Career Statistics**

**Receiving**

Season	GP	GS	Rec.	Yds.	Avg.	Long	TD
2018	10	8	22	262	11.9	46	0
2019	10	2	6	102	17.0	49	1
<b>Career</b>	<b>20</b>	<b>10</b>	<b>28</b>	<b>464</b>	<b>16.6</b>	<b>49</b>	<b>1</b>

**Career Highs:** Receptions: 7 vs. UNLV (11/10/18); Receiving Yards: 90 vs. Sacramento State (9/8/18); Touchdown Receptions: 1 at UNLV (10/26/19); Long Reception: 49 at UNLV (10/26/19); Carries: 1 vs. No. 23/25 Arizona State (9/15/18), at No. 13/13 Stanford (8/31/18); Rushing Yards: 6 vs. No. 23/25 Arizona State (9/15/18); Long Rush: 6 vs. No. 23/25 Arizona State (9/15/18); Kick Returns: 1 at New Mexico State (9/14/19); Kick Return Yards: 14 at New Mexico State (9/14/19); Long Kick Return: 14 at New Mexico State (9/14/19); Punt Returns: 1, four times; Punt Return Yards: 5 vs. Sacramento State (9/8/18); Long Punt Return: 5 vs. Sacramento State (9/8/18); All-Purpose Yards: 95 vs. Sacramento State (9/8/18); Total Touchdowns: 1 at UNLV (10/26/19).

**2019 Highs:** Receptions: 2 vs. Utah State (9/21/19); Receiving Yards: 49 at UNLV (10/26/19); Touchdown Receptions: 1 at UNLV (10/26/19); Long Reception: 49 at UNLV (10/26/19); Kick Returns: 1 at New Mexico State (9/14/19); Kick Return Yards: 14 at New Mexico State (9/14/19); Long Kick Return: 14 at New Mexico State (9/14/19); All-Purpose Yards: 49 at UNLV (10/26/19); Total Touchdowns: 1 at UNLV (10/26/19).

**Dedeaux' Career Game-by-Game**

**Receiving**

Date	Opponent	GP	GS	No.	Yds.	Avg.	Lg.	TD	TD Lengths
A.31.18	at No. 13/13 Stanford	1	1	3	21	7.0	9	0	
S.8.18	Sacramento State	1	1	6	<b>90</b>	15.0	27	0	
S.15.18	No. 23/25 Arizona State	1	1	2	30	15.0	15	0	
S.22.18	Eastern Michigan	1	1	2	20	10.0	11	0	
O.6.18	at rv/No. 24 Boise State*	1	1	0	0	0.0	0	0	
O.12.18	Air Force*			--- Did Not Play - Injury ---					
O.20.18	San José State*			--- Did Not Play - Personal ---					
O.27.18	at Nevada*			--- Did Not Play - Personal ---					
N.3.18	at New Mexico*	1	0	2	38	<b>19.0</b>	29	0	
N.10.18	UNLV*	1	1	7	63	9.0	46	0	
N.17.18	at Fresno State*	1	1	0	0	0.0	0	0	
N.24.18	Hawai'i*	1	1	0	0	0.0	0	0	
D.19.18	vs. Ohio#	1	0	0	0	0.0	0	0	
A.31.19	Weber State	1	1	1	8	8.0	8	0	
S.7.19	at UCLA	1	0	0	0	0.0	0	0	
S.14.19	at New Mexico State	1	0	0	0	0.0	0	0	
S.21.19	Utah State*	1	1	2	18	<b>9.0</b>	12	0	
O.5.19	at Colorado State*	1	0	0	0	0.0	0	0	
O.12.19	Wyoming*			--- Did Not Play - Injury ---					
O.19.19	at San José State*			--- Did Not Play - Injury ---					
O.26.19	at UNLV*	1	0	1	49	49.0	49	1	49
N.9.19	Nevada*	1	0	1	23	23.0	23	0	
N.15.19	Fresno State*	1	0	0	0	0.0	0	0	

Date	Opponent	GP	GS	No.	Yds.	Avg.	Lg.	TD	TD Lengths
N.23.19	at Hawai'i*	1	0	1	4	4.0	4	0	
N.30.19	Brigham Young	1	0	0	0	0.0	0	0	

*Bold indicates season high. \* - Mountain West game. # - 2018 DXL Frisco Bowl (Toyota Stadium; Frisco, Texas).*

**#79 DAISHAWN DIXON (DAY-shawn)**  
**Off. Guard • Senior • 6-5 • 330 • San Antonio, TX • William Howard Taft HS**

- **At San Diego State:** Big body who is one of two seniors on the offensive line ... Has good technique and good quickness for an offensive guard ... Is listed as the starter at left guard heading into 2019 ... Has played the most games (51) of any current Aztec.
- **2019 (Senior):** Has been named a second-team all-Mountain West team selection by the league's coaches and media, and to the Pro Football Focus Mountain West Team of the Year as an honorable-mention pick ... Was named a preseason third-team all-Mountain West selection by both Athlon Sports and Phil Steele Magazine ... Has started the team's first 10 games and has played in all 11 on the season, logging 787 out of a possible 820 snaps ... Started the opener vs. Weber State and again at UCLA ... Also started at New Mexico State, where he was named to the Pro Football Focus National Team of the Week and the Pro Football Focus Mountain West Team of the Week ... Started again vs. Utah State, at Colorado State, vs. Wyoming, at San José State, at UNLV, vs. Nevada and against Fresno State ... Did not start at Hawai'i while battling a flu, but did come off the bench to play 35 snaps ... Returned healthy to start all 61 snaps against Brigham Young.
- **2018 (Junior):** Started the team's first 12 games this season at left guard ... Started the opener at No. 13/13 Stanford, his 14th consecutive start and 28th straight game played ... Also started vs. Sacramento State, vs. No. 23/25 Arizona State, vs. Eastern Michigan, at rv/No. 24 Boise State, against Air Force, vs. San José State, at Nevada, at New Mexico, vs. UNLV, at Fresno State and against Hawai'i ... Did not travel to the DXL Frisco Bowl vs. Ohio because of a violation of team rules.
- **2017 (Sophomore):** Started all 13 games at left guard ... Had the third-most snaps on the team (819), according to Pro Football Focus ... Started the opener for the first time of his career against UC Davis at left guard ... Also started at Arizona State, vs. No. 19/19 Stanford, at Air Force, vs. Northern Illinois, at UNLV, against Boise State, vs. Fresno State, at Hawai'i, at San José State, against Nevada, vs. New Mexico and against Army West Point in the Armed Forces Bowl.
- **2016 (Freshman):** Played in all 14 games, mostly on the PAT and field goal unit ... Logged his first career appearance in the opener against New Hampshire ... According to Pro Football Focus, logged 34 snaps on the offensive line last year, the second most among back-up offensive linemen on the team ... According to the website, had two snaps at South Alabama, seven in back-to-back games at San José State and at Utah State, a season-high 15 vs. Hawai'i and three at Nevada.
- **2015 (Redshirt):** Redshirted his first year on The Mesa.
- **High School:** Represented the U.S. National Select Team in a 2015 win over the IFAF World Team on Jan. 31, 2015, at AT&T Stadium in Arlington, Texas ... A first-team all-District selection ... A two-star recruit by Scout.com and Rivals.com ... A three-year letter winner at William Howard Taft High School in San Antonio, Texas ... Played basketball as a sophomore.
- **Personal:** Daishawn Tarik Dixon was born June 19, 1997, in Phoenix, Ariz. ... Son of Chamara Cantrell and stepson of Larry Cantrell, and Rodney Dixon and stepson of Rosa Dixon ... Picked SDSU over an offer from New Mexico State (according to Rivals), while also receiving interest from New Mexico, Oklahoma State and UTSA ... Is an interdisciplinary studies major.

**Dixon's Career Statistics**

Season	GP	GS
2016	14	0
2017	13	13
2018	12	12
2019	12	11
<b>Career</b>	<b>51</b>	<b>36</b>

**Dixon's Career Game-by-Game**

Date	Opponent	GP	GS/POS
S.3.16	New Hampshire	1	
S.10.16	California	1	
S.17.16	at Northern Illinois	1	

Date	Opponent	GP	GS/POS
0.1.16	at South Alabama	1	
0.8.16	UNLV*	1	
0.14.16	at Fresno State*	1	
0.21.16	San José State*	1	
0.28.16	at Utah State*	1	
N.5.16	Hawai'i*	1	
N.12.16	at Nevada*	1	
N.19.16	at Wyoming*	1	
N.26.16	Colorado State*	1	
D.3.16	at Wyoming@	1	
D.17.16	vs. Houston^	1	
S.2.17	UC Davis	1	LG
S.9.17	at Arizona State	1	LG
S.16.17	No. 19/19 Stanford	1	LG
S.23.17	at Air Force*	1	LG
S.30.17	Northern Illinois	1	LG
O.7.17	at UNLV*	1	LG
O.14.17	Boise State*	1	LG
O.21.17	Fresno State*	1	LG
O.28.17	at Hawai'i*	1	LG
N.4.17	at San José State*	1	LG
N.18.17	Nevada*	1	LG
N.24.17	New Mexico*	1	LG
D.23.17	vs. Army West Point+	1	LG
A.31.18	at No. 13/13 Stanford	1	LG
S.8.18	Sacramento State	1	LG
S.15.18	No. 23/25 Arizona State	1	LG
S.22.18	Eastern Michigan	1	LG
O.6.18	at rv/No. 24 Boise State*	1	LG
O.12.18	Air Force*	1	LG
O.20.18	San José State*	1	LG
O.27.18	at Nevada*	1	LG
N.3.18	at New Mexico*	1	LG
N.10.18	UNLV*	1	LG
N.17.18	at Fresno State*	1	LG
N.24.18	Hawai'i*	1	LG
D.19.18	vs. Ohio#	---	--- DNP - Violation of Team Rules ---
A.31.19	Weber State	1	LG
S.7.19	at UCLA	1	LG
S.14.19	at New Mexico State	1	LG
S.21.19	Utah State*	1	LG
O.5.19	at Colorado State*	1	LG
O.12.19	Wyoming*	1	LG
O.19.19	at San José State*	1	LG
O.26.19	at UNLV*	1	LG
N.9.19	Nevada*	1	LG
N.15.19	Fresno State*	1	LG
N.23.19	at Hawai'i*	1	LG
N.30.19	Brigham Young	1	LG

\* - Mountain West game. @ - 2016 Mountain West Championship (War Memorial Stadium; Laramie, Wyo.). ^ - 2016 Las Vegas Bowl (Sam Boyd Stadium; Las Vegas, Nev.). + - 2017 Lockheed Martin Armed Forces Bowl (Amon Carter Stadium; Fort Worth, Texas). # - 2018 DXL Frisco Bowl (Toyota Stadium; Frisco, Texas).

## #73 WILLIAM DUNKLE

**Off. Guard • RS-Freshman • 6-5 • 350 • Chula Vista, Calif. • Eastlake HS**

- **At San Diego State:** Big body, who continues to improve his technique ... Entered the 2019 season as the projected starting right guard despite not having played in a collegiate game.
- **2019 (Freshman):** Was named an honorable-mention all-Mountain West selection by the league's coaches and media, and landed on the Pro Football Focus Mountain West Team of the Year as an honorable-mention pick ... Has started 11 games at right guard and has played in all 12 on the season ... Has been named to the Pro Football Focus Mountain West Team of the

Week three times this season ... Started for the first time of his career in his first career game vs. Weber State, grading out as the highest on the Aztec offense (4.3) by Pro Football Focus and the 10th-best mark in the country for the first week ... For his efforts, was named to the Pro Football Focus Mountain West Team of the Week ... Started again the following week at UCLA, playing 55 of 84 snaps ... Came off the bench at New Mexico State, playing 28 snaps ... Started and played all 84 snaps vs. Utah State ... Started again at Colorado State, where he was named to the Pro Football Focus Mountain West Team of the Week ... Also started and played every offensive snap vs. Wyoming and at San José State ... Earned the start at UNLV, where he was named to the Pro Football Focus Mountain West Team of the Week for the third time on the year ... Also started vs. Nevada, against Fresno State, at Hawai'i and against Brigham Young.

- **2018 (Redshirt):** Utilized his redshirt season.

- **High School:** A three-year letter winner and two-time captain at nearby Eastlake High School in Chula Vista, Calif. ... Led the Titans to a 10-3 record in 2017 after finishing just 2-9 the previous year ... Team was the runner-up at CIFs in 2017 ... Was a three-time all-league selection and an all-CIF honoree ... Also was a three-star offensive lineman ... Was a three-star recruit by 247sports and a two-star recruit by Rivals.

- **Personal:** William Anthony Dunkle was born Dec. 30, 1999, in San Ysidro, Calif. ... Son of Jess Gonzales ... According to Rivals, also received scholarship offers from UCF, Fresno State, Colorado State, Utah State, Illinois, UNLV, UTEP and South Dakota ... Nephew of Freddie Dunkle, who played at San Diego State from 2004-07 ... Undecided on a major.

### Dunkle's Career Statistics

Season	GP	GS
2019	12	11
<b>Career</b>	<b>12</b>	<b>11</b>

### Dunkle's Career Game-by-Game

Date	Opponent	GP	GS/POS
A.31.19	Weber State	1	RG
S.7.19	at UCLA	1	RG
S.14.19	at New Mexico State	1	
S.21.19	Utah State*	1	RG
O.5.19	at Colorado State*	1	RG
O.12.19	Wyoming*	1	RG
O.19.19	at San José State*	1	RG
O.26.19	at UNLV*	1	RG
N.9.19	Nevada*	1	RG
N.15.19	Fresno State*	1	RG
N.23.19	at Hawai'i*	1	RG
N.30.19	Brigham Young	1	RG

\* - Mountain West game.

## #56 DOMINIC GUDINO

(GOO-deen-oh)

**Center/Guard • Junior • 6-3 • 300 • Chula Vista, Calif. • Olympian HS**

- **At San Diego State:** Athletic, young and versatile offensive lineman who worked himself into the two-deep for his true freshman season in 2017 ... Then started eight times in 2018, battling various leg injuries throughout the season ... Enters the weekend as the backup right guard to William Dunkle, but can also play center.
- **2019 (Junior):** Has played in five of the team's 12 games, starting once at right guard and once at left guard ... Did not play in the opener vs. Weber State ... Came off the bench at UCLA to play 29 snaps at right guard ... Earned the start at right guard at New Mexico State, playing 28 snaps ... Did not play vs. Utah State or at Colorado State ... Played on special teams snap on the PAT unit vs. Wyoming ... Played one offensive snap at San José State ... Did not play vs. UNLV, Nevada or Fresno State ... Started at left guard at Hawai'i and played 33 snaps ... Did not play against Brigham Young.
- **2018 (Sophomore):** Played in 10 of the team's 13 games, starting eight times, including five games at center and three at right guard ... Started the opener at No. 13/13 Stanford at center ... Played nine snaps in a reserve role vs. Sacramento State while nursing an ankle injury ... Came in to relieve an injured Zachary Thomas at right guard against No. 23/25 Arizona State, playing 70 snaps ... Did not play against Eastern Michigan or at rv/No. 24 Boise State ... Started again at center vs. Air Force and vs. San José State ... Moved to right guard for a start at Nevada ... Started at right guard at New Mexico, but only played 13 snaps before

leaving the game and not returning with an injury ... Missed the UNLV game with the injury ... Returned to start at center at Fresno State ... Started at right guard vs. Hawai'i ... Started at center vs. Ohio in the DXL Frisco Bowl.

- **2017 (True Freshman):** Played in eight games last year with six starts ... Was on the travel roster for each of the first four games of the season, but did not play ... Started the fifth game against Northern Illinois in his first career appearance with senior starter Antonio Rosales deemed not able to play with an ankle injury ... Was the first Aztec true freshman to start offense since current fullback Nick Bawden started at quarterback at Fresno State on Oct. 3, 2013 ... Played off the bench at UNLV ... Did not play vs. Boise State ... Earned the start at center for the first time of his career against Fresno State with Rosales still not fully healthy (Keith Ismael moved to right guard) ... Also started at center at Hawai'i and made a tackle on a Christian Chapman interception ... Started for the third straight week at center at San José State, again vs. Nevada and New Mexico ... Came off the bench to play 32 snaps against Army West Point in the Armed Forces Bowl.
- **High School:** Won three varsity letters at Olympian High School in Chula Vista, Calif. ... Played on both sides of the line of scrimmage during his prep career, posting 97 tackles (71 solos) and 12.0 tackles for loss, according to MaxPreps ... Helped Olympian High reach the CIF San Diego Section Division II playoffs all four years, including a title game appearance during his senior campaign ... Was first-team all-league and first-team all-CIF ... Was a Blue-Grey All-American ... Captained Olympian High School for two years ... Also was on the Union-Tribune All-Academic Team for three years ... A three-star recruit by ESPN, 247sports and Scout ... Received a grade of 83 by 247sports and a 73 by ESPN ... Listed fifth among center prospects in both California and the West to go with a No. 22 national ranking, according to Scout ... Was also rated 14th nationally at his position by ESPN ... Also threw the shot put and discus on the track & field team.
- **Personal:** Dominic Angelo Gudino was born May 21, 1999, in San Diego ... Son of Tony and Aida Gudino ... Originally committed to Nevada and also drew interest from Utah, Arizona, Oregon State, Colorado State, Army West Point, New Mexico, Utah State and San José State during the recruiting process ... Is majoring in communications.

#### Gudino's Career Statistics

Season	GP	GS
2017	8	6
2018	10	8
2019	5	2
<b>Career</b>	<b>23</b>	<b>16</b>

**Career Highs:** Tackles: 1 at Hawai'i (10/29/17).

#### Gudino's Career Game-by-Game

Date	Opponent	GP	GS/POS
S.2.17	UC Davis	---	Did Not Play ---
S.9.17	at Arizona State	---	Did Not Play ---
S.16.17	No. 19/19 Stanford	---	Did Not Play ---
S.23.17	at Air Force*	---	Did Not Play ---
S.30.17	Northern Illinois	1	RG
O.7.17	at UNLV*	1	
O.14.17	Boise State*	---	Did Not Play ---
O.21.17	Fresno State*	1	C
O.28.17	at Hawai'i*	1	C
N.4.17	at San José State*	1	C
N.18.17	Nevada*	1	C
N.24.17	New Mexico*	1	C
D.23.17	vs. Army West Point+	1	
A.31.18	at No. 13/13 Stanford	1	C
S.8.18	Sacramento State	1	
S.15.18	No. 23/25 Arizona State	1	
S.22.18	Eastern Michigan	---	Did Not Play - Inj. --
O.6.18	at rv/No. 24 Boise State*	---	Did Not Play --
O.12.18	Air Force*	1	C
O.20.18	San José State*	1	C
O.27.18	at Nevada*	1	RG
N.3.18	at New Mexico*	1	RG
N.10.18	UNLV*	---	Did Not Play - Inj. --
N.17.18	at Fresno State*	1	C

Date	Opponent	GP	GS/POS
N.24.18	Hawai'i*	1	RG
D.19.18	vs. Ohio#	1	C
A.31.19	Weber State	---	Did Not Play --
S.7.19	at UCLA	1	
S.14.19	at New Mexico State	1	RG
S.21.19	Utah State*	---	Did Not Play --
O.5.19	at Colorado State*	---	Did Not Play --
O.12.19	Wyoming*	1	
O.19.19	at San José State*	1	
O.26.19	at UNLV*	---	Did Not Play --
N.9.19	Nevada*	---	Did Not Play --
N.15.19	Fresno State*	---	Did Not Play --
N.23.19	at Hawai'i*	1	LG
N.30.19	Brigham Young	---	Did Not Play --

\* - Mountain West game. + - 2017 Lockheed Martin Armed Forces Bowl (Amon Carter Stadium; Fort Worth, Texas). # - 2018 DXL Frisco Bowl (Toyota Stadium; Frisco, Texas).

## #23 DARREN HALL

**Cornerback • Sophomore • 6-0 • 180 • Pasadena, Calif. • Rancho Cucamonga HS**

- **At San Diego State:** Ball hawk with good instincts ... Played in two games in 2017 as a true freshman, before ultimately being shut down with an injury, redshirting the season ... Moved from safety to cornerback in the spring of 2018 ... Started the final three games of 2018 and entered the 2019 season as one of the two starting cornerbacks, but worked through an injury early ... Is slated to start at cornerback this weekend vs. Central Michigan.
- **2019 (Sophomore):** Has been named an honorable-mention all-Mountain West selection by the league's coaches and media and to the Pro Football Focus Mountain West Team of the Year as a third-time pick ... Was named a preseason third-team all-Mountain West selection by Athlon Sports ... Has played in 11 of the team's 12 games, starting the last 10 ... Has 43 tackles (29 solo), 2.5 tackles for loss, 0.5 sacks, two forced fumbles, an interception and a team-high 16 pass breakups ... Is tied with teammate Luq Barcoo for the most pass breakups in FBS play this season (16), and is fifth in passes defended per game (1.55) and tied for fifth in total passes defended (INT + PBU) (17) ... Is tied for second in SDSU single-season history with Barcoo and Ron Smith (2017) in pass breakups (16), six behind Marlon Andrews (22 in 1990) ... **vs. Weber State (Aug. 31)** ... Missed the opener with Weber State because of an injury ... **at UCLA (Sept. 7)** ... Returned to play eight snaps off the bench at UCLA without recording a stat ... **at New Mexico State (Sept. 14)** ... Earned his first start of the season at New Mexico State, playing all 70 snaps at cornerback ... Came up with three tackles (two solo), two forced fumbles and a pass breakup ... The two forced fumbles are tied with 12 others for the most in a game in school history and tied with 41 others for the second most in a FBS game this season ... **vs. Utah State (Sept. 21)** ... Tied a career high with nine tackles (seven solo), including a tackle for loss, and three pass breakups vs. Utah State in a start, playing all 77 snaps ... The three pass breakups were also a career high ... **at Colorado State (Oct. 5)** ... Started and played all 57 snaps at Colorado State, making four tackles (two solo), 0.5 sacks, a career-high 1.5 tackles for loss and two pass breakups ... **vs. Wyoming (Oct. 12)** ... Registered two solo tackles and two pass breakups in a start vs. Wyoming, playing all 54 snaps and being named to the Pro Football Focus National Second Team of the Week and the Pro Football Focus Mountain West Team of the Week ... **at San José State (Oct. 19)** ... Recorded four tackles (two solo) and a pass breakup, while playing all 54 snaps at San José State while being named to the Pro Football Focus Mountain West Team of the Week ... **at UNLV (Oct. 26)** ... Had four tackles (three solo), two pass breakups and a quarterback hurry in all 73 snaps at UNLV ... **vs. Nevada (Nov. 9)** ... Had a solo tackle, an interception and a pass breakup, playing all 56 snaps vs. Nevada ... The interception was his first of the season and third of his career ... **vs. Fresno State (Nov. 15)** ... Had two tackles and a pass breakup against Fresno State, where he played all 56 snaps ... **at Hawai'i (Nov. 23)** ... Recorded a team-high eight tackles (five solo) with a pass breakup in a start at Hawai'i ... Led the team in tackles for the second time this season and third time of his career ... **vs. Brigham Young (Nov. 30)** ... Came up with six tackles (five solo) and two pass breakups in a start vs. Brigham Young.
- **2018 (Freshman):** Shared the team's outstanding freshman award (along with RB Jordan Byrd) ... Played in 12 games on the season, starting the final three ... Had 45 tackles (34 solo), two interceptions, two tackles for loss, a sack, three pass breakups, a forced fumble and a quarterback hurry ... Did not see time at No. 13/13 Stanford in the opener ... Logged his first snaps

on special teams against Sacramento State, but did not find the stat sheet ... Played one snap on defense and on special teams vs. No. 23/25 Arizona State ... Had a breakout game against Eastern Michigan in the first significant defensive snaps of his career, recording a career-high four tackles with the first interception of his career en route to being named the MW Defensive Player of the Week ... Also made the Pro Football Focus Mountain West Team of the Week ... The interception came in overtime and allowed SDSU to kick the game-winning field goal on its ensuing drive ... Logged 43 snaps off the bench after coming into the game with 22 career snaps (one in 2018), allowing just 21 total receiving yards on four targets (according to Pro Football Focus) ... Was named the MW Defensive Player of the Week for the second time in three weeks (SDSU was off in between) for his play at rv/No. 24 Boise State, recording game- and career-high nine tackles, leading the Aztecs for the first time of his career ... Also had an interception, while recording his first career sack, tackle for loss and forced fumble ... The interception came in the first quarter on his first defensive snap of the game (Boise State's second drive), making it two straight defensive snaps for him with an interception (five SDSU defensive snaps total dating back to the EMU game) ... The interception led to a field goal, which put SDSU on the scoreboard ... His forced fumble, sack and TFL also put Boise State out of field goal range late in the second quarter ... Played a career-high 71 snaps after entering the game with just 44 for the season and 65 for his career ... Hall became the first Aztec to win multiple MW Defensive Player-of-the-Week honors in the same season since Jake Fely in 2012 ... Made four stops (three solo) in 44 snaps against Air Force ... For his efforts, he made the Pro Football Focus Mountain West Team of the Week ... Had five tackles with a quarterback hurry in 55 snaps vs. San José State ... Came up with four tackles (three solo) in 50 snaps at Nevada ... Had a solo tackle in 38 snaps off the bench at New Mexico ... Had four stops (two solo) in 61 snaps off the bench against UNLV ... Earned his first career start at Fresno State, coming down with eight tackles (five solo), a tackle for loss and a pass breakup ... Started again vs. Hawai'i, making four tackles (three solo) with a pass breakup ... Had a solo tackle and a pass breakup in a third straight start against Ohio in the DXL Frisco Bowl.

- **2017 (Redshirt):** Was one of four true freshmen who played in a game (also linebacker Andrew Aleki, right guard/center Dominic Gudino and Warrior Tariq Thompson) ... Had two tackles (both solo) in two games ... Played late against UC Davis in the opener, recording two solo tackles ... Did not play the next four games ... Played the last drive against UNLV without finding the statsheet ... Did not play vs. Boise State, against Fresno State, at Hawai'i, at San José State, vs. Nevada, vs. New Mexico or against Army West Point in the Armed Forces Bowl.
- **High School:** Earned two letters at Rancho Cucamonga High School in Rancho Cucamonga, Calif. ... Led the Cougars to a 12-1 record in 2016, including a 5-0 mark in league play ... According to MaxPreps, had 95 tackles, 11 pass deflections, two forced fumbles, an interception and a fumble recovery over his two years ... Was a first-team all-league selection and a two-time all-Inland Valley pick ... Won the outstanding defensive back-of-the-year award ... Was a consensus three-star recruit by Rivals, ESPN, 247sports and Scout ... Received a grade of 85 by 247sports and a 73 by ESPN ... Labeled as the 17th-best cornerback in California by Scout ... Also on the principal honor roll and a honor roll ... Competed on the track and field team at RCHS.
- **Personal:** Darren Reginald Hall was born May 2, 2000, in Baldwin Park, Calif. ... Chose the Aztecs over Colorado, Utah, Washington State, Oregon State, Brigham Young, Colorado State, New Mexico, Hawai'i, Nevada, UNLV, San José State and Fresno State ... Is majoring in communication with a focus in liberal arts.

Hall's Career Statistics

Season	GP	GS	UA	A	TT	TFL	Sk	Int.	PBU	FF	FR
2017	2	0	2	0	2	0.0	0.0	0	0	0	0
2018	12	3	34	11	45	2.0	1.0	2	3	1	0
2019	11	10	29	14	43	2.5	1.0	1	16	2	0
<b>Career</b>	<b>25</b>	<b>13</b>	<b>65</b>	<b>25</b>	<b>90</b>	<b>4.5</b>	<b>2.0</b>	<b>3</b>	<b>19</b>	<b>3</b>	<b>0</b>

**Career Highs:** Tackles: 9 vs. Utah State (9/21/19), at rv/No. 24 Boise State (10/6/18); Tackles For Loss: 1.5 at Colorado State (10/5/19); Sacks: 1.0 at rv/No. 24 Boise State (10/6/18); Interceptions: 1 vs. Nevada (11/9/19), at rv/No. 24 Boise State (10/6/18), vs. Eastern Michigan (9/22/18); Pass Breakups: 3 vs. Utah State (9/21/19); Forced Fumbles: 2 at New Mexico State (9/14/19).

**2019 Highs:** Tackles: 9 vs. Utah State (9/21/19); Tackles For Loss: 1.5 at Colorado State (10/5/19); Sacks: 0.5 at Colorado State (10/5/19); Interceptions: 1 vs. Nevada (11/9/19); Pass Breakups: 3 vs. Utah State (9/21/19); Forced Fumbles: 2 at New Mexico State (9/14/19).

Hall's Career Game-by-Game

Date	Opponent	GP	GS	UA	A	TT	TFL	Sk.	Int.	PBU	FF	FR
S.2.17	UC Davis	1	0	2	0	2	0.0	0.0	0	0	0	0
S.9.17	at Arizona State											
S.16.17	No. 19/19 Stanford											
S.23.17	at Air Force*											
S.30.17	Northern Illinois											
O.7.17	at UNLV*	1	0	0	0	0	0.0	0.0	0	0	0	0
O.14.17	Boise State*											
O.21.17	Fresno State*											
O.28.17	at Hawai'i*											
N.4.17	at San José State*											
N.18.17	Nevada*											
N.24.17	New Mexico*											
D.23.17	vs. Army West Point+											
A.31.18	at No. 13/13 Stanford											
S.8.18	Sacramento State											
S.15.18	No. 23/25 Arizona State	1	0	0	1	1	0.0	0.0	0	0	0	0
S.22.18	Eastern Michigan	1	0	4	0	4	0.0	0.0	1	0	0	0
O.6.18	at rv/No. 24 Boise State*	1	0	8	1	9	1.0	1.0	1	0	1	0
O.12.18	Air Force*	1	0	3	1	4	0.0	0.0	0	0	0	0
O.20.18	San José State*	1	0	4	1	5	0.0	0.0	0	0	0	0
O.27.18	at Nevada*	1	0	3	1	4	0.0	0.0	0	0	0	0
N.3.18	at New Mexico*	1	0	1	0	1	0.0	0.0	0	0	0	0
N.10.18	UNLV*	1	0	2	2	4	0.0	0.0	0	0	0	0
N.17.18	at Fresno State*	1	1	5	3	8	1.0	0.0	0	1	0	0
N.24.18	Hawai'i*	1	1	3	1	4	0.0	0.0	0	1	0	0
D.19.18	vs. Ohio#	1	1	1	0	1	0.0	0.0	0	1	0	0
A.31.19	Weber State											
S.7.19	at UCLA	1	0	0	0	0	0.0	0.0	0	0	0	0
S.14.19	at New Mexico State	1	1	2	1	3	0.0	0.0	0	1	2	0
S.21.19	Utah State*	1	1	7	2	9	1.0	0.0	0	3	0	0
O.5.19	at Colorado State*	1	1	2	2	4	1.5	0.5	0	2	0	0
O.12.19	Wyoming*	1	1	2	0	2	0.0	0.0	0	2	0	0
O.19.19	at San José State*	1	1	2	2	4	0.0	0.0	0	1	0	0
O.26.19	at UNLV*	1	1	3	1	4	0.0	0.0	0	2	0	0
N.9.19	Nevada*	1	1	1	0	1	0.0	0.0	1	1	0	0
N.15.19	Fresno State*	1	1	0	2	2	0.0	0.0	0	1	0	0
N.23.19	at Hawai'i*	1	1	5	3	8	0.0	0.0	0	1	0	0
N.30.19	Brigham Young	1	1	5	1	6	0.0	0.0	0	2	0	0

*Bold indicates season high. \* - Mountain West game. + - 2017 Lockheed Martin Armed Forces Bowl (Amon Carter Stadium; Fort Worth, Texas). # - 2018 DXL Frisco Bowl (Toyota Stadium; Frisco, Texas).*

#12 NOLEN HARRIS

Cornerback ● Senior ● 6-0 ● 185 ● San Diego, Calif. ● San Diego Mesa College

- **At San Diego State:** Speedy cornerback who joined the Aztecs in the fall of 2018 ... Enters the weekend as the backup to Luq Barcoo at one of the cornerback spots.
- **2019 (Senior):** Has played in the team's 12 games on special teams, making three tackles (two solo) ... Leads the team with three tackles on the kickoff unit ... Played in his first career Division I game in the opener with Weber State without making the stat sheet ... Played again on special teams at UCLA and New Mexico State, but did not record a stat ... **vs. Utah State (Sept. 21)** ... Logged his first career tackle - a solo one - on an Aztec kickoff vs. Utah State ... Also played statless time at Colorado State and against Wyoming ... **at San Jose State (Oct. 19)** ... Also had a tackle on the kick return unit at San José State ... Did not find the stat sheet in special teams time at UNLV ... **vs. Nevada (Nov. 9)** ... Had a solo tackle on the kick return unit vs. Nevada ... Logged special teams play without recording a stat against Fresno State, Hawai'i and Brigham Young.
- **2018 (Junior):** Did not play during the 2018 season.
- **At San Diego Mesa College (2016-17):** Spent two seasons at San Diego Mesa College, leading the Olympians to a 9-2 record in 2017 and Southern California Bowl championship ... Had 40 tackles (30 solo), five pass breakups and an interception in 2017 ... Recorded 24 tackles (17 solo) and six pass breakups in 2016 ... Was a scholar-athlete.

- **High School:** Was a two-year letter winner at Patrick Henry High School in San Diego ... Earned first-team all-league honors on defense as a senior in 2015 ... Was a scholar-athlete.
- **Personal:** Nolen Olajuwon Harris was born March 21, 1996, in San Diego ... Son of Ericka Caffney ... Majoring in business administration.

**Harris' Career Statistics**

Season	GP	GS	UA	A	TT	TFL	Sk	Int.	PBU	FF	FR
2019	12	0	2	1	3	0.0	0.0	0	0	0	0
<b>Career</b>	<b>12</b>	<b>0</b>	<b>2</b>	<b>1</b>	<b>3</b>	<b>0.0</b>	<b>0.0</b>	<b>0</b>	<b>0</b>	<b>0</b>	<b>0</b>

**Career/2019 Highs:** Tackles: 1 vs. Nevada (11/9/19), at San José State (10/19/19), vs. Utah State (9/21/19).

**Harris' Career Game-by-Game (Stats only)**

Date	Opponent	GP	GS	UA	A	TT	TFL	Sk.	Int.	PBU	FF	FR
S.21.19	Utah State*	1	0	1	0	1	0.0	0.0	0	0	0	0
O.19.19	at San Jose State*	1	0	0	1	1	0.0	0.0	0	0	0	0
N.9.19	Nevada*	1	0	1	0	1	0.0	0.0	0	0	0	0

*Bold indicates season high. \* - Mountain West game.*

**#32 TAYLER HAWKINS**

**Safety • Junior • 6-1 • 205 • Palm Springs, Calif. • Palm Springs HS**

- **At San Diego State:** Athletic safety who saw action in 2017 at cornerback after redshirting in 2016 ... Was third on the depth chart at right cornerback heading into 2017, but worked himself up to the backup to senior Kameron Kelly ... Started five of the team's 13 games last year at one of the Warrior spots ... Enters the weekend as the backup at Boundary Warrior to former high school teammate Trenton Thompson ... Also a regular contributor on special teams.
- **2019 (Junior):** Started five games on the season and has played in all 12 ... Has 30 tackles (18 solo), including three tackles for loss for nine yards, and a quarterback hurry ... **vs. Weber State (Aug. 31)** ... Started the opener against Weber State at Boundary Warrior as Kyree Woods moved to cornerback with Darren Hall out with an injury ... Finished with one solo tackle ... **at UCLA (Sept. 7)** ... Had arguably the best game of his career at UCLA, making a career-high 10 tackles (seven solo), including a career-high two tackles for loss ... Led the team in tackles for the first time of his career ... **at New Mexico State (Sept. 14)** ... Had one tackle in seven snaps off the bench at New Mexico State ... **vs. Utah State (Sept. 21)** ... Made three snaps (one solo) in 31 snaps in a reserve role vs. Utah State ... **at Colorado State (Oct. 5)** ... Did not record a start in 11 snaps off the bench at Colorado State ... **vs. Wyoming (Oct. 12)** ... Earned the stat against Wyoming with Kyree Woods out for the season, making four tackles (two solo), including a 4-yard tackle for loss in 29 snaps ... **at San José State (Oct. 19)** ... Played statless time on special teams at San José State ... **at UNLV (Oct. 26)** ... Had one tackle in three snaps at UNLV ... **Nevada (Nov. 9)** ... Played 44 snaps against Nevada after Trenton Thompson was ejected for targeting, but did not record a stat ... **vs. Fresno State (Nov. 15)** ... Registered three tackles (two solo) and a quarterback hurry in 29 snaps off the bench against Fresno State ... **at Hawai'i (Nov. 23)** ... Earned the start at Hawai'i, where he had six tackles (four solo), playing all 67 snaps ... **vs. Brigham Young (Nov. 30)** ... Started against Brigham Young, making one assisted stop in 11 snaps.
- **2018 (Sophomore):** Played in the team's 13 games, starting five times ... Had 35 tackles (19 solo) with a tackle for loss and five pass breakups ... **Led the Aztecs with six tackles on special teams and five stops on the punt return unit** ... Played the opener at No. 13/13 Stanford, making two solo tackles on Aztec punts ... Had a solo stop and a pass breakup on defense against Sacramento State ... Earned his first career start vs. No. 23/25 Arizona State, making a career-high five tackles (three solo) ... Started again vs. Eastern Michigan without recording a stat ... Had four tackles and a pass breakup in 39 snaps off the bench at rv/No. 24 Boise State ... Registered five stops (four solo) with a tackle for loss against Air Force in a career-high 51 snaps ... The tackle for loss was the first of his career ... Registered two tackles (one solo) with a pass breakup in 21 snaps vs. San José State ... Played 32 snaps off the bench at Nevada, making four tackles (two solo) ... Started at New Mexico, making two tackles (one solo) with a pass breakup in 32 snaps ... Had an assisted stop on a start against UNLV, playing 16 snaps ... Came off the bench at Fresno State, recording three tackles across 29 snaps ... Made on solo tackle in eight snaps against Hawai'i ... Started against Ohio in the DXL Frisco Bowl, making five tackles and adding a pass breakup in 39 snaps.
- **2017 (Freshman):** Played in 10 of the team's 13 games, including the final 10, mainly on special teams ... Had five tackles (three solo) ... Did not play the first three games of the season because of a knee injury, missing games vs. UC Davis, at Arizona State and against No. 19/19

Stanford ... Made a solo stop at Air Force on special teams on his first career game ... Added another solo tackle vs. Northern Illinois ... Had an assisted tackle at UNLV ... Did not make a stat in special teams play vs. Boise State, against Fresno State, at Hawai'i and at San José State ... Had career-high two stops vs. Nevada ... Did not record a stat vs. New Mexico or against Army West Point in the Armed Forces Bowl.

- **2016 (Redshirt):** Redshirted his first season at San Diego State.
- **High School:** Was a four-year letter winner at Palm Springs High School in Palm Springs, Calif., with fellow defensive back Trenton Thompson ... Led the Indians to a 24-3 (.889) record, including a 11-1 (.917) mark in league play, over his final two years (2014-15) ... Helped the 2015 squad capture a CIF Championship ... Caught 94 passes for 1,915 yards (20.4 avg.) and 25 touchdowns over the past two years (according to MaxPreps), as well as 196 rushing yards and three more scores on 27 carries (7.3 avg.) ... Over his final three years on defense (2013-15), totaled 133 tackles (96 solo), nine interceptions, 14 pass deflections, a forced fumble and two fumble recoveries ... Also punted 26 times for 962 yards (37.0 avg.) as a senior in 2015 ... Was a three-time first-team all-league selection and a two-time first-team all-CIF pick ... A three-star recruit by Rivals and 247sports as an "athlete" and a three-star recruit by Scout and ESPN as a cornerback ... Ranked as the 11th-best cornerback in California by Scout and the 12th best on the West Coast ... Received a grade of 85 by 247sports and a mark of 70 by ESPN ... Was also on the track and field team at PSHS.
- **Personal:** Tayler Colby Hawkins was born Dec. 27, 1997, in Palm Springs, Calif. ... Son of Kevin Hawkins and LaWanda Roy ... Picked the Aztecs over Arizona State, Colorado, Colorado State, Fresno State, Nevada, San José State, UNLV, Washington, Washington State and Wyoming ... Is majoring in business administration with an emphasis in accounting.

**Hawkins' Career Statistics**

Season	GP	GS	UA	A	TT	TFL	Sk	Int.	PBU	FF	FR
2017	10	0	3	2	5	0.0	0.0	0	0	0	0
2018	13	5	19	16	35	1.0	0.0	0	5	0	0
2019	12	5	18	12	30	3.0	0.0	0	0	0	0
<b>Career</b>	<b>35</b>	<b>10</b>	<b>40</b>	<b>30</b>	<b>70</b>	<b>4.0</b>	<b>0.0</b>	<b>0</b>	<b>5</b>	<b>0</b>	<b>0</b>

**Career Highs:** Tackles: 10 at UCLA (9/7/19); Tackles For Loss: 2.0 at UCLA (9/7/19); Pass Breakups: 1, five times.

**2019 Highs:** Tackles: 10 at UCLA (9/7/19); Tackles For Loss: 2.0 at UCLA (9/7/19).

**Hawkins' Career Game-by-Game**

Date	Opponent	GP	GS	UA	A	TT	TFL	Sk.	Int.	PBU	FF	FR
S.2.17	UC Davis											
S.9.17	at Arizona State											
S.16.17	No. 19/19 Stanford											
S.23.17	at Air Force*	1	0	1	0	1	0.0	0.0	0	0	0	0
S.30.17	Northern Illinois	1	0	1	0	1	0.0	0.0	0	0	0	0
O.7.17	at UNLV*	1	0	0	1	1	0.0	0.0	0	0	0	0
O.14.17	Boise State*	1	0	0	0	0	0.0	0.0	0	0	0	0
O.21.17	Fresno State*	1	0	0	0	0	0.0	0.0	0	0	0	0
O.28.17	at Hawai'i*	1	0	0	0	0	0.0	0.0	0	0	0	0
N.4.17	at San José State*	1	0	0	0	0	0.0	0.0	0	0	0	0
N.18.17	Nevada*	1	0	1	1	2	0.0	0.0	0	0	0	0
N.24.17	New Mexico*	1	0	0	0	0	0.0	0.0	0	0	0	0
D.23.17	vs. Army West Point+	1	0	0	0	0	0.0	0.0	0	0	0	0
A.31.18	at No. 13/13 Stanford	1	0	2	0	2	0.0	0.0	0	0	0	0
S.8.18	Sacramento State	1	0	1	0	1	0.0	0.0	0	1	0	0
S.15.18	No. 23/25 Arizona State	1	1	3	2	5	0.0	0.0	0	0	0	0
S.22.18	Eastern Michigan	1	1	0	0	0	0.0	0.0	0	0	0	0
O.6.18	at rv/No. 24 Boise State*	1	0	1	3	4	0.0	0.0	0	1	0	0
O.12.18	Air Force*	1	0	4	1	5	1.0	0.0	0	0	0	0
O.20.18	San José State*	1	0	1	1	2	0.0	0.0	0	1	0	0
O.27.18	at Nevada*	1	0	2	2	4	0.0	0.0	0	0	0	0
N.3.18	at New Mexico*	1	1	1	1	2	0.0	0.0	0	1	0	0
N.10.18	UNLV*	1	1	0	1	1	0.0	0.0	0	0	0	0
N.17.18	at Fresno State*	1	0	1	2	3	0.0	0.0	0	0	0	0
N.24.18	Hawai'i*	1	0	1	0	1	0.0	0.0	0	0	0	0
D.19.18	vs. Ohio#	1	1	2	3	5	0.0	0.0	0	1	0	0
A.31.19	Weber State	1	1	1	0	1	0.0	0.0	0	0	0	0
S.7.19	at UCLA	1	1	8	3	11	2.0	0.0	0	0	0	0

Date	Opponent	GP	GS	UA	A	TT	TFL	Sk.	Int.	PBU	FF	FR
S.14.19	at New Mexico State	1	0	1	0	1	0.0	0.0	0	0	0	0
S.21.19	Utah State*	1	0	1	2	3	0.0	0.0	0	0	0	0
0.5.19	at Colorado State*	1	0	0	0	0	0.0	0.0	0	0	0	0
0.12.19	Wyoming*	1	1	2	2	4	1.0	0.0	0	0	0	0
0.19.19	at San José State*	1	0	0	0	0	0.0	0.0	0	0	0	0
0.26.19	at UNLV*	1	0	0	1	1	0.0	0.0	0	0	0	0
N.9.19	Nevada*	1	0	0	0	0	0.0	0.0	0	0	0	0
N.15.19	Fresno State*	1	0	2	1	3	0.0	0.0	0	0	0	0
N.23.19	at Hawai'i*	1	1	4	2	6	0.0	0.0	0	0	0	0
N.30.19	Brigham Young	1	1	0	1	1	0.0	0.0	0	0	0	0

*Bold indicates season high. \* - Mountain West game. + - 2017 Lockheed Martin Armed Forces Bowl (Amon Carter Stadium; Fort Worth, Texas). # - 2018 DXL Frisco Bowl (Toyota Stadium; Frisco, Texas).*

## #59 BRANDON HEICKLEN

(HIKE-len)

Punter • Senior • 6-0 • 190 • Tarzana, Calif. • Boise State

- **At San Diego State:** Joined the Aztecs in the fall of 2017, immediately assuming punting duties ... An accurate punter who continues to work on his leg power ... Is able to punt in both the traditional style and Aussie style ... Also is the team's holder on PAT and field goal attempts ... Ranks fourth all-time at San Diego State in total punts (194) and punt yards (8,146), and seventh in punt average (42.0).
- **2019 (Senior):** Was an honorable-mention all-Mountain West pick for the second straight season by the league's coaches and media ... Was named to the Ray Guy Award Watch List, given out to the most outstanding punter ... Has been named a preseason fourth-team all-Mountain West selection by Athlon Sports ... Also rated as the 24th-best draft eligible punter by Phil Steele Magazine ... Is having a great season with 67 punts for 3,043 yards (45.4 avg.) and a net average of 40.8 ... 32 of his 67 punts (47.8 pct.) have landed inside the 20-yard line, including 16 inside the 10 and nine inside the 5 ... Has a long of 61 yards ... 24 of his 67 punts (35.8 pct.) have gone for at least 50 yards and 18 have been fair caught ... Ranks third in SDSU single-season history in punt average (45.42), fifth in punt yards (3,043), and tied for 10th in total punts (67) ... Leads the Mountain West in punt yards per game (253.58, 9th in FBS), punt yards (3,043, 10th in FBS), punts per game (5.58, 15th in FBS) and punts (67, T-16th in FBS), and ranks second in punts inside the 20-yard line (32, T-3rd in FBS), third in punt average (45.42, 14th in FBS) and net punt average (40.82, 25th in FBS), and ninth with a long punt of 61 yards ... If you take away the 13 times he has had to punt inside opponents territory (for 448 yards), he is averaging 48.06 yards per punt (54 punts for 2,595 yards) ... Out of his last 14 punts, 11 have landed inside the 20-yard line, seven inside the 10 and four inside the 5 ... **vs. Weber State (Aug. 31)** ... Had a career game against Weber State in the opener, punting nine times for 441 yards, averaging 49.0 yards per boot ... Five of his nine punts went for at least 50 yards with a long of 58, while three were inside the 20-yard line ... Ended up setting career highs in punting yards (441), then punt average (49.0, previous high was 44.9) and 50-yard punts (5), while he tied a then career long with a 58-yard punt ... at UCLA (Sept. 7) ... Punted five times for 191 yards (38.2 avg.) at UCLA with a long of 46 yards and three landing inside the 20-yard line ... **at New Mexico State (Sept. 14)** ... Had five punts for 203 yards (40.6 avg.) with a long of 51 yards at New Mexico State ... Two of his five punts landed inside the 20-yard line ... **vs. Utah State (Sept. 21)** ... Punted four times for 157 yards (39.3 avg.) with a long of 50 against Utah State, landing one inside the 20-yard line ... **at Colorado State (Oct. 5)** ... Was called upon to punt eight times for 356 yards (44.5 avg.) at Colorado State with a long of 54 yards and three inside the 20-yard line ... Finished with a net average of 43.9 ... **vs. Wyoming (Oct. 12)** ... Punted four times for 197 yards (49.3 avg.) with a long of 57 yards vs. Wyoming ... His punt average (49.3) was a then career high ... Three of his four punts went for 50 yards, finishing with a net average of 42.3 ... One of his four punts was fumbled after a minimal gain, giving the Aztecs the ball on the Wyoming 25 ... **at San Jose State (Oct. 19)** ... Was named the Mountain West Special Teams Player of the Week on Oct. 20 for his play at San José State when he punted five times for 228 yards (45.8 avg.) with a net average of 44.2 and a then career-long of 59 ... Four of his five punts were inside the 20-yard line (career high), including three inside the 3-yard line (2, 1 and 1) ... Became the first punter to have three inside the 3-yard line since Brigham Young's Riley Stephenson had three against San Diego State in the 2012 Poinsettia Bowl (Dec. 20) ... Helped flip the field, giving the Aztecs a 24-yard average field position advantage (43-19), SDSU's largest AFP position in recorded history (since at least 1998) ... Off his punts, San José State averaged starting their drives on the 11.8-yard line ... If you take away the two

times he punted inside SJSU's territory (when he landed the ball on the 1 and 2), he punted three times for 160 yards (53.3 avg.) ... **at UNLV (Oct. 26)** ... Also had a good game the following week at UNLV, punting six times for 242 yards (43.7 avg.) with a net average of 42.0 ... Four of his six punts landed inside the 20-yard line, including three on the 10 and one on the 7, while his long was 53 yards ... Off his six punts, UNLV averaged starting at the 14.5-yard line ... **vs. Nevada (Nov. 9)** ... Punted six times for 307 yards (51.2 avg.) with a long of 59 yards ... His 51.2 average was a then career high, while his 59-yarder tied a then career long ... Three of his six punts went for 50-plus yards, while one was fair caught ... Two of his punts, however, went for touchbacks ... **vs. Fresno State (Nov. 15)** ... Punted three times for 170 yards (56.7 avg.) against Fresno State with one inside the 20 (actually the 3) and a career-long punt of 61 yards ... Set a career high with a 56.7 avg. (previous best was 51.2 vs. Nevada on the previous Saturday) ... The 56.3 average is the best mark in the Mountain West this year (min. 3 punts), tied for the fifth-best mark in FBS play (min. 3 punts), tied for the seventh-best mark in league history (min. 3 punts) and the best mark by an Aztec punter since at least 1996 (min. 3 punts) ... at Hawai'i (Nov. 23) ... Had another great game at Hawai'i when he was named the Mountain West Special Teams of the Week when he punted five times for 207 yards (41.4 avg.) with none of the punts being returned ... All five of his punts landed inside the 20-yard line, including four inside the 10 and two inside the 5 ... The five punts inside the 20-yard line were a career-high and the most by an Aztec since Oct. 31, 2009 (six 120 in eight punts) ... Off his five punts, Hawai'i started at the 8, 2, 7, 4 and 12 for an average start of 6.6-yard line ... Was the lead cog in making Hawai'i finish with an average starting field position of just its own 14-yard line, which is the worst average starting field position against SDSU in the nearly 300 games in which data is available ... Only punted twice from SDSU's side of the field, which went for 99 yards (49.5 avg.) ... **vs. Brigham Young (Nov. 30)** ... Was named the Mountain West Special Teams Player of the Week for a second straight week and third time of the season (and career) for his play against Brigham Young when he punted seven times for 323 yards (46.1 avg.) and a net average of 43.6 ... He had career-high-tying five punts inside the 20-yard line for a second straight week, including two inside the 10 and one inside the 5 ... Helped limit BYU to an average starting position of its own 22-yard line and an improvement each quarter (29 in first, 23 in second, 19 in third and 14 in the fourth) ... Only two of his seven punts were returned and only one for positive yardage.
- **2018 (Junior):** Was named an honorable mention all-Mountain West selection, voted on by the league's coaches and media ... Was the team's punter and holder in the 13 games ... Punted 68 times for 2,844 yards, averaging 41.8 yards per boot with a net average of 39.5 ... Had a long of 58 yards ... 26 of his 68 (38.2 pct.) punts landed inside the 20-yard line, including 11 inside the 10 and seven inside the 5 ... 23 of his 68 (33.8 pct.) punts were fair caught ... Ranked fourth in the Mountain West in net punt average (39.5, 29th in FBS) and seventh in punt average (41.8, 53rd in FBS) ... Went his first 52 punts without a touchback, recording one on his second punt at Fresno State ... Had just one touchback in 68 punts on the season (1.5 pct.) ... If you take away the 12 times he punted inside his opponent's territory, he punted 56 times for a 43.4 average ... Had a solid opener at No. 13/13 Stanford, punting six times for 257 yards (career-best 42.8 avg.) with a net average of 38.2 ... Had a then career-long punt of 52, which ended up landing on the 1-yard line, and a 50-yarder ... Had another solid outing against Sacramento State in the home opener, punting three times for 92 yards (30.3 avg.) with two inside the 20-yard line, including one on the 13 and one on the 4 ... Two of his three punts were from Sac State's 40 (ended on the 13) and the 35 (ended on the 4) ... Also made a great catch and hold on a quick snap for John Baron's career-long 52-yard field goal in the second quarter ... Had another good game against No. 23/25 Arizona State, punting five times for 216 yards (43.6 avg.) with a long of 52 yards and three inside the 20-yard line, including two inside the 10 ... Punted twice for 77 yards (38.5 avg.) vs. Eastern Michigan with a long of 49 yards ... One of his punts landed inside the 20-yard line ... Had a solid game at rv/No. 24 Boise State, punting eight times for 359 yards (44.9 avg.) with two inside the 20-yard line and a long of 58 yards ... Set then career highs in punt average (44.9), net punt average (42.9) and long (58) ... Had another good game vs. Air Force, punting seven times for 276 yards (39.4 avg.) with three inside the 20-yard line and one of 54 yards ... Punted four times for 167 yards (41.8 avg.) with a long of 50 yards vs. San José State, while posting a then career-high 43.3 net punt average ... Two of his four punts landed inside the 20-yard line, including one on the 9-yard line ... Had another good game at Nevada, punting six times for 269 yards (44.8 avg.) with a long of 55 yards, while landing three inside the 20-yard line, including two inside the 5 ... Punted six times for 256 yards (42.7 avg.) at New Mexico, posting a 40.7 net punt average ... Landed two inside the 20-yard line, including one on the 6 and one on the 4 ... Had a long boot of 48 yards ... Had another solid outing against UNLV, booting four times for 173 yards (43.0 avg.) with three inside the 20-yard line and a long of 54 yards. ... Logged a net average of 42.2 ... Punted six times for 261 yards (43.5 avg.) with a long of



55 and a net average of 41.5 ... One landed on the 6-yard line ... His second punt went for a touchback, breaking a streak of 81 punts (52 this year) without a touchback ... Punted six times for 248 yards (41.3 avg.) with a long of 50 against Hawai'i ... Posted a 41.7 net punt average ... Three of his six punts went inside the 20-yard line and four were fair caught ... Punted five times for 192 yards (38.4 avg.) with a long of 50 yards against Ohio in the DXL Frisco Bowl.

- **2017 (Sophomore):** Punted 59 times on the season for 2,258 yards (38.3 avg.) ... Eighteen of his 59 punts landed inside the 20-yard line, including eight inside the 10, and 27 were fair caught ... Had a long of 51 yards ... Posted a net average of 34.5 ... Punted for the first time at the Division I level in the opener against UC Davis, punting three times for 111 yards (37.0 avg.) ... Two of his three punts landed inside the 20-yard line, including one on the 5 ... Two of his three punts were fair caught with the other going for a 0-yard return ... Had three touchbacks ... Punted four times for 153 yards (38.2 avg.) with a long of 43 at Arizona State ... Finished with a net average of 37.5 as only one of his four attempts were returned for just three yards ... Two of his punts ended up inside the 20, including one at the 6 ... Punted five times for 192 yards (38.4 avg.) against No. 19/19 Stanford with a long boot of 49 yards ... Punted five times in stormy conditions at Air Force for 193 yards (38.6 avg.) with a career long of 51 yards ... Ended up with a touchback and one of his attempts was blocked (goes down as a "team" punt, which was returned to the Falcon 4-yard line, leading to a touchdown) ... Punted a career-high 10 times for 399 yards (39.9 avg.) vs. Northern Illinois ... The 39.9 average was a then career best, as was his three punts inside the 20-yard line and seven fair catches ... Posted a long of 49 yards ... Also was the team's holder for most of the game after Mikah Holder (also a wide receiver) was ejected for the game for a targeting call ... Punted three times for 115 yards (38.3 avg.) with two touchbacks and a long of 41 yards at UNLV ... Booted seven times for 248 yards (35.4 avg.) against Boise State with a long of 42 yards ... Two of his seven punts landed inside the 10-yard line ... Was called upon to punt six times for 255 yards (42.5 avg.) against Fresno State, landing two inside the 20, including one on the 11 and another on the 9 ... The 42.5 punt average was a career high, as was his 40.2 net average ... Posted a long of 50 yards (his second 50-yard punt of the season) ... Punted five times at Hawai'i for 171 yards (34.2 avg.) with three inside the 20 and a long of 42 yards ... Ended up with a net average of 34.8 as the one return was a loss of three yards ... Did not punt at San José State, marking the first time an Aztec has not punted in a game since 2010 and just the third time since 1996 ... Punted four times for 146 yards (36.5 avg.) with a long of 40 yards against Nevada ... Three of his four punts landed inside the 20-yard line and none of the four punts were returned ... Punted five times for 208 yards (41.6 avg.) with a long of 50 yards vs. New Mexico ... Net average of 41.6 was a career high ... One his punts landed inside the 20 (on the 6) and four of the five were fair caught ... Made his first bowl appearance against Army West Point in the Armed Forces Bowl, punting twice for 37 yards (33.5 avg.) with a long of 34 yards.
- **At Boise State (Spring 2017):** Practiced with the Broncos during the spring campaign, but transferred to SDSU in time for fall camp.
- **At Santa Monica College (2015-16):** Redshirted the 2016 season at Santa Monica College ... In 2015 averaged 43.8 yards over 37 punts with a long of 62 yards ... Had 16 of his punts land inside the 20-yard line with only three touchbacks.
- **High School:** Lettered at El Camino Real High School ... Was a two-time all-West Valley League first-team selection (2013-14) ... Also was an all-city first-team pick in 2014 ... Averaged 47.3 yards with a long of 67 as a senior in 2014 ... As a junior, punted 29 times, averaging 42.9 yards per punt ... Averaged 41.2 yards per punt as a sophomore.
- **Personal:** Brandon Matthew Hecklen was born July 8, 1997, in Santa Monica, Calif. ... Son of Michael and Claire Hecklen ... Is working on his master's degree in interdisciplinary studies.

**Hecklen's Career Statistics**

Season	GP	GS	No.	Yds.	Avg.	Net	TB	FC	I20	50+	Lg.
2017	13	13	59	2,258	38.3	34.5	3	27	18	3	51
2018	13	13	68	2,844	41.8	40.1	1	23	26	16	58
2019	12	12	67	3,043	45.4	40.8	6	18	32	24	61
<b>Career</b>	<b>38</b>	<b>38</b>	<b>194</b>	<b>8,145</b>	<b>42.0</b>	<b>38.4</b>	<b>10</b>	<b>66</b>	<b>76</b>	<b>43</b>	<b>61</b>

**Career Highs:** Punts: 10 vs. Northern Illinois (9/30/17); Yards: 441 vs. Weber State (8/31/19); Avg. (min. 2 attempts): 56.7 (3-for-170) vs. Fresno State (11/15/19); Net Avg. (min. 2 attempts): 45.3 vs. Weber State (8/31/19); Punt Long: 61 vs. Fresno State (11/15/19); Fair Caught: 7 vs. Northern Illinois (9/30/17); Inside 20: 5 vs. Brigham Young (11/30/19), at Hawai'i (11/23/19).

**2019 Highs:** Punts: 9 vs. Weber State (8/31/19); Yards: 441 vs. Weber State (8/31/19); Avg. (min. 2 attempts): 56.7 (3-for-170) vs. Fresno State (11/15/19); Net Avg. (min. 2 attempts):

45.3 vs. Weber State (8/31/19); Punt Long: 61 vs. Fresno State (11/15/19); Fair Caught: 4 vs. Weber State (8/31/19); Inside 20: 5 vs. Brigham Young (11/30/19), at Hawai'i (11/23/19).

**Hecklen's Career Game-by-Game**

Date	Opponent	GP	GS	No.	Yds.	Avg.	Net	TB	FC	I20	Lg
S.2.17	UC Davis	1	*	3	111	37.0	37.0	0	2	2	38
S.9.17	at Arizona State	1	*	4	153	38.2	37.5	0	1	2	43
S.16.17	No. 19/19 Stanford	1	*	5	192	38.4	33.4	0	0	0	49
S.23.17	at Air Force*	1	*	5	193	38.6	33.6	1	0	0	51
S.30.17	Northern Illinois	1	*	10	399	39.9	36.7	0	7	3	49
0.7.17	at UNLV*	1	*	3	115	38.3	25.7	2	0	0	41
0.14.17	Boise State*	1	*	7	248	35.4	27.3	0	2	2	42
0.21.17	Fresno State*	1	*	6	255	42.5	40.2	0	4	2	50
0.28.17	at Hawai'i*	1	*	5	171	34.2	34.8	0	3	3	42
N.4.17	at San José State*	1	*	0	0	0.0	0.0	0	0	0	0
N.18.17	Nevada*	1	*	4	146	36.5	36.5	0	3	3	40
N.24.17	New Mexico*	1	*	5	208	41.6	41.6	0	4	1	50
D.23.17	vs. Army West Point+	1	*	2	67	33.5	33.5	0	1	0	34
A.31.18	at No. 13/13 Stanford	1	*	6	257	42.8	38.2	0	1	1	52
S.8.18	Sacramento State	1	*	3	92	30.7	30.7	0	0	2	34
S.15.18	No. 23/25 Arizona State	1	*	5	218	43.6	39.6	0	2	3	52
S.22.18	Eastern Michigan	1	*	2	77	38.5	38.5	0	1	1	49
0.6.18	at rv/No. 24 Boise State*	1	*	8	358	44.9	42.9	0	0	2	58
0.12.18	Air Force*	1	*	7	276	39.4	38.9	0	4	3	54
0.20.18	San José State*	1	*	4	167	41.8	43.3	0	1	2	50
0.27.18	at Nevada*	1	*	6	269	44.8	39.5	0	2	3	55
N.3.18	at New Mexico*	1	*	6	256	42.7	40.7	0	2	2	48
N.10.18	UNLV*	1	*	4	172	43.0	42.3	0	2	3	54
N.17.18	at Fresno State*	1	*	6	261	43.5	41.5	1	1	1	55
N.24.18	Hawai'i*	1	*	6	248	41.3	41.7	0	4	3	50
D.19.18	vs. Ohio#	1	*	5	192	38.4	32.2	0	3	0	50
A.31.19	Weber State	1	*	9	441	49.0	45.3	1	4	3	58
S.7.19	at UCLA	1	*	5	191	38.2	29.6	0	0	3	46
S.14.19	at New Mexico State	1	*	5	203	40.6	33.4	1	1	2	51
S.21.19	Utah State*	1	*	4	157	39.3	39.3	0	1	1	50
0.5.19	at Colorado State*	1	*	8	356	44.5	43.9	0	3	3	54
0.12.19	Wyoming*	1	*	4	197	49.3	43.8	0	0	1	57
0.19.19	at San José State*	1	*	5	229	45.8	44.2	0	0	4	59
0.26.19	at UNLV*	1	*	6	262	43.7	42.0	0	3	4	53
N.9.19	Nevada*	1	*	6	307	51.2	36.7	2	1	0	59
N.15.19	Fresno State*	1	*	3	170	56.7	43.3	2	0	1	61
N.23.19	at Hawai'i*	1	*	5	207	41.4	41.4	0	2	5	57
N.30.19	Brigham Young*	1	*	7	323	46.1	43.6	0	3	5	51

*Bold indicates season high. + - 2017 Lockheed Martin Armed Forces Bowl (Amon Carter Stadium; Fort Worth, Texas). #- 2018 DXL Frisco Bowl (Toyota Stadium; Frisco, Texas). GS - \* in this category indicates the player was on the field the first time San Diego State was in the punt formation. \* - Mountain West game.*

**#47 KAELIN HIMPILL (him-FILL)**  
**Linebacker • Junior • 6-2 • 225 • Hillsboro, Ore. • Liberty HS**

- **At San Diego State:** Hard-hitting linebacker who will look to compete for playing time after playing on special teams last year ... Regularly plays on the kickoff, punt and punt return units on special teams ... Enters the Central Michigan game as the co-backup "Sam" linebacker to Caden McDonald.
- **2019 (Junior):** Has played in all 12 games on special teams, making four tackles (three solo) ... Logged special teams action against Weber State in the opener ... Had a solo stop on a San Diego State punt at UCLA ... Made another tackle on an Aztec punt at New Mexico State ... Did not log a stat vs. Utah State or at Colorado State on special teams ... Made a solo tackle on a punt vs. Wyoming ... Did not record a stat in special teams playing time at San José State ... Had an assisted tackle on the punt return unit at UNLV ... Did not record a stat in special teams snaps vs. Nevada, Fresno State, Hawai'i and Brigham Young.
- **2018 (Sophomore):** Played in 12 of the team's 13 games on special teams, blocking a punt and making a solo tackle ... Did not play the opener at No. 13/13 Stanford ... Saw statless

time on special teams against Sacramento State, against No. 23/25 Arizona State, Eastern Michigan and at rv/No. 24 Boise State ... Came up with arguably the biggest play of the game against Air Force when he blocked a punt with 16 seconds left in the first half ... For his efforts, was named the Mountain West Special Teams Player of the Week ... Down, 9-7, teammate Trenton Thompson was able to pick up the ball and get into the end zone to put San Diego State on top, 14-9, heading into intermission ... It was the Aztecs' first blocked punt since Kameron Kelly blocked one against UNLV on Sept. 27, 2014, and their first blocked punt return for a touchdown since Freddy Keiaho did so against New Mexico on Oct. 22, 2005 ... Played statless time on special teams against San José State, at Nevada and at New Mexico ... Had a solo stop on special teams against UNLV ... Did not record a stat in special teams play at Fresno State, against Hawai'i or vs. Ohio in the DXL Frisco Bowl.

- **2017 (Freshman):** Played in one game on the season, making an assisted tackle on special teams ... Did not play the first nine games of the season ... Made his collegiate debut on the kickoff unit at San José State, making an assisted tackle ... Did not play the final three games of the season.
- **2016 (Redshirt):** Redshirted his true freshman season.
- **High School:** Picked up three letters and played four years at Liberty High School in Hillsboro, Ore. ... Led the Falcons to a 19-3 (.864) record over his final two years, including a 15-1 (.938) mark in league play ... Helped LHS to a 10-1 record and perfect 8-0 conference record as a senior and a 9-2 mark (7-1 league) as a junior ... Was named the Northwest Oregon Conference defensive player of the year as a senior after recording 59 tackles (3.0 TFL), an interception, three fumble recoveries and three defensive scores (according to the Hillsboro Tribune) ... Was a two-time first-team all-state and two-time all-league pick ... Also a Polynesian All-American ... A three-star recruit by Rivals, Scout and 247sports ... Ranked as the top inside linebacker in the state of Oregon and the 13th best in the nation ... Also wrestled and was on the track and field team at Liberty HS.
- **Personal:** Kaelin Malosi Charles Himphill was born Jan. 9, 1998, in Hillsboro, Ore. ... Son of Eric Himphill and Michelle Burton ... Chose the Aztecs over numerous offers, including Arizona, Oregon State, Utah, Utah State, West Virginia, Army, Boise State, Eastern Washington, Fresno State, Hawai'i, Montana, Portland State and UC Davis ... Is majoring in interdisciplinary studies.

**Himphill's Career Statistics**

Season	GP	GS	UA	A	TT	TFL	Sk	Int.	PBU	FF	FR
2017	1	0	0	1	1	0.0	0.0	0	0	0	0
2018	12	0	1	0	1	0.0	0.0	0	0	0	0
2019	12	0	3	1	4	0.0	0.0	0	0	0	0
<b>Career</b>	<b>25</b>	<b>0</b>	<b>4</b>	<b>2</b>	<b>6</b>	<b>0.0</b>	<b>0.0</b>	<b>0</b>	<b>0</b>	<b>0</b>	<b>0</b>

**Career Highs:** Tackles: 1, six times; Blocked Punts: 1 vs. Air Force (10/12/18).

**2019 Highs:** Tackles: 1, four times

**Himphill's Career Game-by-Game (Stats only)**

Date	Opponent	GP	GS	UA	A	TT	TFL	Sk.	Int.	PBU	FF	FR
N.4.17	at San José State*	1	0	0	1	1	0.0	0.0	0	0	0	0
N.10.18	UNLV*	1	0	1	0	1	0.0	0.0	0	0	0	0
S.7.19	at UCLA	1	0	1	0	1	0.0	0.0	0	0	0	0
S.14.19	at New Mexico State	1	0	1	0	1	0.0	0.0	0	0	0	0
O.12.19	Wyoming*	1	0	1	0	1	0.0	0.0	0	0	0	0
O.19.19	at UNLV*	1	0	0	1	1	0.0	0.0	0	0	0	0

*Bold indicates season high. \* - Mountain West game.*

**#69 SAM HINES**

**DL • RS-Fr. • 6-2 • 260 • New Orleans, La. • Saint Mary's College HS (Calif.)**

- **At San Diego State:** A walk-on ... Physical defender, who joined the Aztecs late in the 2018 fall camp ... Enters the Brigham Young game third on the depth chart at defensive tackle, but could still get playing time.
- **2019 (Freshman):** Has played in six games on the season ... Has two tackles (both solo), including a 4-yard sack (and tackle for loss) ... **vs. Weber State (Aug. 31)** ... Made the most of his six snaps against Weber State in the first game of his career, making two solo tackles, including a 4-yard sack (and tackle for loss) ... The tackles, sack and TFL were all the first of his career ... Played 16 statless snaps at UCLA off the bench ... Logged five snaps without recording a stat at New Mexico State ... Played three statless snaps against Utah State ... Played nine snaps without finding the stat sheet at Colorado State ... Did not play vs. Wyoming ... Logged seven statless snaps at San José State ... Did not play at UNLV, vs. Nevada, vs. Fresno

State, at Hawai'i or against Brigham Young.

- **2018 (Redshirt):** Redshirted the 2018 campaign.
- **High School:** Was a three-year letter winner at Saint Mary's College High School in Berkeley, Calif. ... Was a two-time all-league defensive end and a member of the all-metro team ... Also was on the track and field team.
- **Personal:** Samuel Mack Hines III was born Aug. 25, 2000, in New Orleans ... Son of Eileen Hines ... Is majoring in kinesiology with an emphasis in pre-physical therapy.

**Hines' Career Statistics**

Season	GP	GS	UA	A	TT	TFL	Sk	Int.	PBU	FF	FR
2019	6	0	2	0	2	1.0	1.0	0	0	0	0
<b>Career</b>	<b>6</b>	<b>0</b>	<b>2</b>	<b>0</b>	<b>2</b>	<b>1.0</b>	<b>1.0</b>	<b>0</b>	<b>0</b>	<b>0</b>	<b>0</b>

**Career/2019 Highs:** Tackles: 2 vs. Weber State (8/31/19); Tackles For Loss: 1.0 vs. Weber State (8/31/19); Sacks: 1.0 vs. Weber State (8/31/19).

**Hines' Career Game-by-Game (Stats Only)**

Date	Opponent	GP	GS	UA	A	TT	TFL	Sk.	Int.	PBU	FF	FR
A.31.19	Weber State	1	0	2	0	2	1.0	1.0	0	0	0	0

*Bold indicates season high. \* - Mountain West game.*

**#82 PARKER HOUSTON**

**Tight End • Senior • 6-3 • 250 • Sparks, Nev. • Edward C. Reed HS**

- **At San Diego State:** Physical tight end with a good football IQ ... Excellent blocker who plays bigger than his 6-3 frame ... Was on the two-deep most of his true freshman year in 2016 behind second-team all-conference pick David Wells, but did start four times and seven times in 2017 ... Then started all 13 games as a junior in 2018 ... Is slated to start at the H-Back heading into this senior season in 2019 ... Also has handled short snapping duties on PATs and field goals ... Has the most career starts (33) out of any Aztec running back, wide receiver or tight end.
- **2019 (Senior):** Has been named a second-team all-Mountain West selection as voted on by the league's coaches and media ... Was one of 185 semifinalists (71 in FBS) for the 2019 William V. Campbell Trophy, which recognizes an individual as the absolute best football scholar-athlete in the nation for his combined academic success, football performance and exemplary leadership ... Was named to the Mackey Award Watch List (outstanding collegiate tight end) and the Wuerffel Trophy Watch List (community service, athletic and academic achievement) ... Was named a preseason second-team all-Mountain West selection by Phil Steele Magazine ... Was selected as a captain by his teammates ... Has started nine games and played in all 12 ... Has 17 catches for 143 yards (8.4 avg.) with a long of 19 yards ... Also has a tackle and a forced fumble on special teams ... **vs. Weber State (Aug. 31)** ... Started his 15th straight game in the opener vs. Weber State, playing all 71 snaps and making two catches for seven yards (3.5 avg.) with a long reception of five yards ... **at UCLA (Sept. 7)** ... Started again at UCLA, making a 19-yard catch, playing 71 of the team's 84 offensive snaps ... **at New Mexico State (Sept. 14)** ... Made a 3-yard grab in a start at New Mexico State, playing 69 of the team's 74 snaps ... **vs. Utah State (Sept. 21)** ... Logged 55 snaps in a start vs. Utah State, but did not record a stat ... **at Colorado State (Oct. 5)** ... Had a 7-yard grab in another start at Colorado State across 63 snaps ... **vs. Wyoming (Oct. 12)** ... Made a 5-yard catch on a second-and-3 situation against Wyoming, logging 51 snaps in a start ... Also forced his first career fumble on a Brandon Heicklen punt, which was recovered by Rashad Scott ... **at San José State (Oct. 19)** ... Did not start at San José State, breaking a streak of 20 straight games with a start ... Played 46 snaps without recording a stat ... **at UNLV (Oct. 26)** ... Had a 9-yard catch in 29 snaps off the bench at UNLV ... **vs. Nevada (Nov. 9)** ... Had a career-high 38 receiving yards on a career-high-tying three catches against Nevada in 53 snaps off the bench ... **vs. Fresno State (Nov. 15)** ... Officially had one catch for zero yards in 69 snaps in a start vs. Fresno State ... Appeared to have a touchdown catch in the second quarter, which would have put the Aztecs up, 14-7, but the score was waved off via instant replay ... **at Hawai'i (Nov. 23)** ... Had career highs of five catches and 47 yards (9.4 avg.) in a start and 52 offensive snaps at Hawai'i ... **vs. Brigham Young (Nov. 30)** ... Had an 8-yard catch in a start against Brigham Young, playing 46 snaps.
- **2018 (Junior):** Started the team's 13 games at tight end ... Had 16 catches for 178 yards (11.1 avg.), two touchdowns and a 2-point conversion catch ... Had a catch in 10 of the team's 13 games on the season ... Started the opener at No. 13/13 Stanford and made an 8-yard catch ... Also started against Sacramento State, making a 15-yard catch and recording a catch on a 2-point conversion, which put SDSU up, 21-14, late in the fourth quarter ... Made a catch

against No. 23/25 Arizona State in another start, which went for 11 yards ... Caught two passes for a career-high 34 yards and a career-long 25-yard touchdown catch in a start vs. Eastern Michigan ... Recorded his first touchdown catch of the season, which put SDSU up, 10-3, and first since Nov. 19, 2016 at Wyoming ... The two receptions matched a career high ... Had a 4-yard catch in a start at rv/No. 24 Boise State ... Started again vs. Air Force, making two catches for a career-high 37 yards, including a 29-yard touchdown ... The 29-yard TD came with 6 minutes, 10 seconds left in the game and proved to be the game-winning score, putting SDSU on top, 21-17 ... The touchdown was his second in three games and third of his career ... The 29-yard catch was a career long ... Started against San José State, but did not record a catch, snapping a career-long six-game streak ... Made the start at Nevada in front of his hometown crowd, making a 12-yard catch ... Had two catches for 17 yards (8.5 avg.) in a start at New Mexico ... Was unable to find the stat sheet in playing time vs. UNLV, logging 56 snaps ... Also didn't make a catch in a start at Fresno State ... Had a career-high three catches for 25 yards (8.3 avg.) in a start vs. Hawai'i ... Made two catches for 15 yards (7.5 avg.) with a long of 11 yards in a start against Ohio in the DXL Frisco Bowl.

- **2017 (Sophomore):** Had six catches for 56 yards (9.3 avg.) with a long of 23 yards in seven starts and 13 games played on the season ... Earned the start at tight end in the opener vs. UC Davis with David Wells unable to go with an injury ... Had a career-long 23-yard catch ... Also started at Arizona State without finding the stat sheet ... Played off the bench vs. No. 19/19 Stanford without finding the stat sheet ... Started again at Air Force and vs. Northern Illinois, but did not record a stat ... Played statless time at UNLV off the bench ... Made an 11-yard reception off the bench against Boise State ... Followed that up with a 7-yard catch against Fresno State in a reserve role ... Had a catch for a third straight game at Hawai'i off the bench, but it went for a 2-yard loss ... Earned his fifth start of the season at San José State, but did not register a stat ... Tied a career high with two catches for 17 yards (8.5 avg.) with a long of 11 yards in a start vs. Nevada ... Played statless time off the bench vs. New Mexico ... Earned the start against Army West Point in the Armed Forces Bowl, but didn't find the stat sheet.
- **2016 (True Freshman):** Was one of two players to be named the team's outstanding freshman ... Played in each of his final 10 games with four starts, making five catches for 32 yards (6.4 avg.) and a touchdown with a long of 14 yards, while handling short snapping duties on PATs and field goals ... Did not play in the opener vs. New Hampshire or the following week against California ... Did not see any action at Northern Illinois or at South Alabama, but was on the travel squad ... Logged his first career collegiate snaps against UNLV, mainly on special teams, but a little in offensive situations ... Was the team's short snapper on PATs and field goals as well ... Earned his first career start at tight end at Fresno State, making his first career catch - a 14-yarder ... Played again off the bench against San José State without finding the stat sheet ... Had a 5-yard grab in his second career start at Utah State ... Made another start vs. Hawai'i, but did not record a stat ... Came off the bench in front of his hometown crowd at Nevada, but did not find the stat sheet ... Had a career-high two catches for eight yards (4.0 avg.) at Wyoming, including a 3-yard touchdown ... The touchdown was the first of his career and came with no time left in the first half, giving SDSU a 17-10 lead ... Played off the bench vs. Colorado State, but did not find the stat sheet ... Earned his fourth start of the season in the MW Championship game at Wyoming, but did not record a stat ... Had a 5-yard grab in a reserve role vs. Houston in the Las Vegas Bowl.
- **High School:** A two-year letter winner at Edward C. Reed High School in Sparks, Nev. ... Led the Raiders to a 24-5 (.828) record over his two seasons, including a 9-1 (.900) mark in league play ... Helped the Raiders capture a regional championship in 2015 (13-1, 5-0 league) and finish with their first regular season undefeated team since 1983 ... Caught 42 passes for 377 yards and six touchdowns as a senior and 40 catches for 525 yards and 10 touchdowns as a junior ... Added 20 tackles on defense as a senior ... Was a two-time first-team all-league and all-region selection ... Also was a two-time all-state pick, including one first-team nod ... A three-star recruit by Rivals and Scout, and a two-star pick by 247sports ... Rivals and Scout ranks him as the No. 2 tight end in the state of Nevada ... Received a grade of 79 by Scout ... Also played basketball and baseball at Reed HS.
- **Personal:** Parker Houston was born Dec. 6, 1997, in Reno, Nev. ... Also received offers from Idaho, Louisville and Toledo in the recruiting process ... Is working on his master's degree in criminal justice

Houston's Career Statistics

Receiving

Season	GP	GS	Rec.	Yds.	Avg.	Long	TD
2016	10	4	5	32	6.4	14	1
2017	13	7	6	56	9.3	23	0
2018	13	13	16	178	11.1	29	2
2019	12	9	17	143	8.4	19	0
<b>Career</b>	<b>48</b>	<b>33</b>	<b>44</b>	<b>409</b>	<b>9.3</b>	<b>29</b>	<b>3</b>

**Career Highs:** Receptions: 5 at Hawai'i (11/23/19); Receiving Yards: 47 at Hawai'i (11/23/19); Receiving Touchdowns: 1 vs. Air Force (10/12/18), vs. Eastern Michigan (9/22/18), at Wyoming (11/19/16); Long Reception: 29 vs. Air Force (10/12/18); Tackles: 1 vs. Wyoming (10/12/19); Forced Fumbles: 1 vs. Wyoming (10/12/19).

**2019 Highs:** Receptions: 5 at Hawai'i (11/23/19); Receiving Yards: 47 at Hawai'i (11/23/19); Long Reception: 19 at UCLA (9/7/19); Tackles: 1 vs. Wyoming (10/12/19); Forced Fumbles: 1 vs. Wyoming (10/12/19).

Houston's Career Game-by-Game

Receiving

Date	Opponent	GP	GS	No.	Yds.	Avg.	Lg.	TD	TD Lengths
S.3.16	New Hampshire				---	Did Not Play	---		
S.10.16	California				---	Did Not Play	---		
S.17.16	at Northern Illinois				---	Did Not Play	---		
O.1.16	at South Alabama				---	Did Not Play	---		
O.8.16	UNLV*	1	0	0	0	0.0	0	0	
O.14.16	at Fresno State*	1	1	1	14	14.0	14	0	
O.21.16	San José State*	1	0	0	0	0.0	0	0	
O.28.16	at Utah State*	1	1	1	5	5.0	5	0	
N.5.16	Hawai'i*	1	1	0	0	0.0	0	0	
N.12.16	at Nevada*	1	0	0	0	0.0	0	0	
N.19.16	at Wyoming*	1	0	2	8	4.0	5	1	3
N.26.16	Colorado State*	1	0	0	0	0.0	0	0	
D.3.16	at Wyoming@	1	1	0	0	0.0	0	0	
D.17.16	vs. Houston^	1	0	1	5	5.0	5	0	
S.2.17	UC Davis	1	1	1	23	23.0	23	0	
S.9.17	at Arizona State	1	1	0	0	0.0	0	0	
S.16.17	No. 19/19 Stanford	1	0	0	0	0.0	0	0	
S.23.17	at Air Force*	1	1	0	0	0.0	0	0	
S.30.17	Northern Illinois	1	1	0	0	0.0	0	0	
O.7.17	at UNLV*	1	0	0	0	0.0	0	0	
O.14.17	Boise State*	1	0	1	11	11.0	11	0	
O.21.17	Fresno State*	1	0	1	7	7.0	7	0	
O.28.17	at Hawai'i*	1	0	1	-2	-2.0	-2	0	
N.4.17	at San José State*	1	1	0	0	0.0	0	0	
N.18.17	Nevada*	1	1	2	17	8.5	11	0	
N.24.17	New Mexico*	1	0	0	0	0.0	0	0	
D.23.17	vs. Army West Point+	1	1	0	0	0.0	0	0	
A.31.18	at No. 13/13 Stanford	1	1	1	8	8.0	8	0	
S.8.18	Sacramento State	1	1	1	15	15.0	15	0	
S.15.18	No. 23/25 Arizona State	1	1	1	11	11.0	11	0	
S.22.18	Eastern Michigan	1	1	2	34	17.0	25	1	25
O.6.18	at rv/No. 24 Boise State*	1	1	1	4	4.0	4	0	
O.12.18	Air Force*	1	1	2	37	18.5	29	1	29
O.20.18	San José State*	1	1	0	0	0.0	0	0	
O.27.18	at Nevada*	1	1	1	12	12.0	12	0	
N.3.18	at New Mexico*	1	1	2	17	8.6	11	0	
N.10.18	UNLV*	1	1	0	0	0.0	0	0	
N.17.18	at Fresno State*	1	1	0	0	0.0	0	0	
N.24.18	Hawai'i*	1	1	3	25	8.3	10	0	
D.19.18	vs. Ohio#	1	1	2	15	7.6	11	0	
A.31.19	Weber State	1	1	2	7	3.5	5	0	
S.7.19	at UCLA	1	1	1	19	19.0	19	0	
S.14.19	at New Mexico State	1	1	1	3	3.0	3	0	
S.21.19	Utah State*	1	1	0	0	0.0	0	0	
O.5.19	at Colorado State*	1	1	1	7	7.0	7	0	

Date	Opponent	GP	GS	No.	Yds.	Avg.	Lg.	TD	TD Lengths
0.12.19	Wyoming*	1	1	1	5	5.0	5	0	
0.19.19	at San José State*	1	0	0	0	0.0	0	0	
0.26.19	at UNLV*	1	0	1	9	9.0	9	0	
N.9.19	Nevada*	1	0	3	38	12.7	17	0	
N.15.19	Fresno State*	1	1	1	0	0.0	0	0	
N.23.19	at Hawai'i*	1	1	5	47	9.4	15	0	
N.30.19	Brigham Young	1	1	1	8	8.0	8	0	

*Bold indicates season high. \* - Mountain West game. @ - 2016 Mountain West Championship (War Memorial Stadium; Laramie, Wyo.). ^ - 2016 Las Vegas Bowl (Sam Boyd Stadium; Las Vegas, Nev.). + - 2017 Lockheed Martin Armed Forces Bowl (Amon Carter Stadium; Fort Worth, Texas). # - 2018 DXL Frisco Bowl (Toyota Stadium; Frisco, Texas).*

**#60 KEITH ISMAEL (IZ-male)**

**Center • Junior • 6-3 • 310 • Oakland, Calif. • Sacred Heart Cathedral Prep**

- **At San Diego State:** Big, athletic, versatile offensive lineman with excellent technique ... Has a ton of potential ... Was slated to start at left guard as a redshirt freshman heading into the 2017 fall camp, but moved to center, eventually right guard and even left guard against Ohio in the 2018 DXL Frisco Bowl ... Missed the 2019 spring campaign after having shoulder surgery, but enters the fall as the projected starting center.
- **2019 (Junior):** Has been named a Pro Football Focus third-team All-American ... Has been named a first-team all-Mountain West selection for the second straight year, voted on by the league's coaches and media ... Is just the second SDSU offensive lineman to make a pair of MW first teams (also Nico Siragusa, 2015-16) and the only one to make three first or second teams ... Was named to a pair of watch lists, including the Outland Trophy Watch List (top interior lineman) and Rimington Trophy Watch List (nation's outstanding center) ... Is a first-team all-Mountain West selection by the Mountain West media, Athlon Sports and Phil Steele Magazine ... Also is the seventh-rated draft eligible center by Phil Steele Magazine ... Has started the 12 games this season at center, playing all 881 offensive snaps ... Is the only Aztec on offense or defense to play every snap ... Has been named to the Pro Football Focus Mountain West Team of the Week three times this season ... Started the opener vs. Weber State at center and again at UCLA ... Started at center at New Mexico State, where he was named to the Pro Football Focus Mountain West Team of the Week ... Was named to the Pro Football Focus MW Team of the Week for the second straight week for his play vs. Utah State ... Also started at Colorado State, against Wyoming and at San José State ... Was named to the Pro Football Focus MW Team of the Week for his play at UNLV ... Started vs. Nevada, vs. Fresno State, at Hawai'i and against Brigham Young.
- **2018 (Sophomore):** Was chosen as a first-team all-Mountain West selection by the league's coaches and media ... Also made the Pro Football Focus Mountain West Offensive Team of the Year ... Was chosen as the team's offensive lineman of the year at the team's banquet ... Was a preseason first-team all-Mountain West selection by the Mountain West media, Athlon Sports, Phil Steele Magazine and Street & Smith's ... Started the team's first 10 games, including five at right guard and five at center, before missing the Fresno State trip with an injury ... Returned to start again at center vs. Hawai'i and at left guard vs. Ohio in the DXL Frisco Bowl ... Had played all 687 snaps before missing the Fresno State game ... Had only two penalties in 821 snaps ... Had the second-highest overall grade in the Mountain West at center, despite playing 356 of his 821 snaps at guard ... Started the opener at No. 13/13 Stanford at right guard, his 14th straight start ... Was named to the Pro Football Focus Mountain West Team of the Week for the Stanford game ... Started at center against Sacramento State, where he had one tackle after an Aztec turnover, and against No. 23/25 Arizona State ... Moved back to right guard to start vs. Eastern Michigan, and again at rv/No. 24 Boise State, Air Force and San José State ... Started at center at Nevada, where he was named to the Pro Football Focus Mountain West Team of the Week ... Also started at center New Mexico, where he was named to the Pro Football Focus Mountain West Team of the Week for a third time of the season ... Also started at center against UNLV ... Did not play or travel at Fresno State while under concussion protocol ... Returned to play every snap at center vs. Hawai'i ... Started the first time of his career at left guard against Ohio in the DXL Frisco Bowl.
- **2017 (Freshman):** Earned second-team all-Mountain West accolades from the league's coaches and media ... Also was a third-team all-MW pick by Phil Steele Magazine ... Earned the Co-Outstanding Freshman Award (with Tariq Thompson) ... Started the team's 13 games, including the eight at center and five at right guard ... Played the most snaps (829) on either side of the ball, according to Pro Football Focus ... Logged his first career start in his first career game played at center in the opener against UC Davis ... Also started at center at Arizona State,

again vs. No. 19/19 Stanford, at Air Force in the Mountain West opener, vs. Northern Illinois and against Boise State ... Started for the first time of his career at right guard against Fresno State with senior Antonio Rosales not healthy enough to play ... Also started at right guard at Hawai'i, at San José State, vs. Nevada and against New Mexico ... Moved back to center for the Armed Forces Bowl against Army West Point.

- **2016 (Redshirt):** Redshirted his first season with the Aztecs, but was on the two-deep and traveled the entire year as a true freshman.
- **High School:** Earned two letters at Sacred Heart Cathedral Prep in San Francisco ... Was a first-team all-league pick ... Also was a second-team all-metro honoree ... Named the team's offensive lineman MVP ... A two-star recruit by both Rivals and Scout ... Also played lacrosse at SHCP.
- **Personal:** Keith Edward Ismael was born July 25, 1998, in San Francisco ... Son of George Ismael and Johanna Woodby ... Picked San Diego State over offers from Air Force, Army, Colorado State, Eastern Washington, Hawai'i, Montana, San José State, UC Davis and Utah State ... Is majoring in international security and conflict resolution.

**Ismael's Career Statistics**

Season	GP	GS
2017	13	13
2018	12	12
2019	12	12
<b>Career</b>	<b>37</b>	<b>37</b>

**Ismael's Career Game-by-Game**

Date	Opponent	GP	GS/POS
S.2.17	UC Davis	1	C
S.9.17	at Arizona State	1	C
S.16.17	No. 19/19 Stanford	1	C
S.23.17	at Air Force*	1	C
S.30.17	Northern Illinois	1	C
0.7.17	at UNLV*	1	C
0.14.17	Boise State*	1	C
0.21.17	Fresno State*	1	RG
0.28.17	at Hawai'i*	1	RG
N.4.17	at San José State*	1	RG
N.18.17	Nevada*	1	RG
N.24.17	New Mexico*	1	RG
D.23.17	vs. Army West Point+	1	C
A.31.18	at No. 13/13 Stanford	1	RG
S.8.18	Sacramento State	1	C
S.15.18	No. 23/25 Arizona State	1	C
S.22.18	Eastern Michigan	1	RG
0.6.18	at rv/No. 24 Boise State*	1	RG
0.12.18	Air Force*	1	RG
0.20.18	San José State*	1	RG
0.27.18	at Nevada*	1	C
N.3.18	at New Mexico*	1	C
N.10.18	UNLV*	1	C
N.17.18	at Fresno State*		--- Did Not Play - Inj. ---
N.24.18	Hawai'i*	1	C
D.19.18	vs. Ohio#	1	LG
A.31.19	Weber State	1	C
S.7.19	at UCLA	1	C
S.14.19	at New Mexico State	1	C
S.21.19	Utah State*	1	C
0.5.19	at Colorado State*	1	C
0.12.19	Wyoming*	1	C
0.19.19	at San José State*	1	C
0.26.19	at UNLV*	1	C
N.9.19	Nevada*	1	C
N.15.19	Fresno State*	1	C
N.23.19	at Hawai'i*	1	C
N.30.19	Brigham Young	1	C

\* - Mountain West game. + - 2017 Lockheed Martin Armed Forces Bowl (Amon Carter Stadium);

Fort Worth, Texas). # - 2018 DXL Frisco Bowl (Toyota Stadium; Frisco, Texas).

## #22 CHASE JASMIN

### Running Back • Junior • 5-11 • 195 • Agoura Hills, Calif. • Westlake HS

- **At San Diego State:** Speedy, evasive running back ... Will be expected to log big carries this year ... Is listed third on the depth chart with Chance Bell heading into the weekend ... Also sees time on the special teams units.
- **2019 (Junior):** Has played in all 12 games on the season, starting once ... Has rushed 69 times for 315 yards (4.6 avg.) with three touchdowns and a long run of 50 yards, while adding 13 receptions for 103 yards (7.9 avg.) ... Also has returned two kickoffs for 30 yards (15.0 avg.) ... His three rushing touchdowns and 4.6 YPC lead the team, while his four overall touchdowns are tied with Kobe Smith and Juwan Washington for the team lead ... **vs. Weber State (Aug. 31)** ... Played one snap in the opener with Weber State and a little bit on the kick return unit, but did not record a stat while still recovering from a fall camp injury ... **at UCLA (Sept. 7)** ... Made the most of his eight snaps off the bench at UCLA, running three times for three yards (1.0 avg.) with a 2-yard touchdown, while adding a 11-yard catch ... The touchdown was SDSU's first of the season and first in a three-game period (dating back to the 2018 regular-season finale vs. Hawai'i on Nov. 24) ... **at New Mexico State (Sept. 14)** ... Carried the ball five times for 29 yards (5.8 avg.) with a long of 29 yards at New Mexico State before exiting with an injury after eight snaps ... **vs. Utah State (Sept. 21)** ... Had 33 rushing yards on nine carries (3.7 avg.) with a long of 14 yards in 19 snaps vs. Utah State ... Also caught two passes for 15 yards (7.5 avg.) with a long of 11 yards and added a 20-yard kick return ... **at Colorado State (Oct. 5)** ... Carried two times for 11 yards (5.5 avg.) with a long of 10 yards at Colorado State in seven snaps ... **vs. Wyoming (Oct. 12)** ... Played nine snaps vs. Wyoming, carrying the ball once for a 2-yard loss ... **at San José State (Oct. 19)** ... Ran for a season-high 70 yards on just six carries (11.7 avg.) in only 14 snaps at San José State, while adding a 50-yard touchdown ... The touchdown put the Aztecs up, 27-10, in a 27-17 win ... The 50-yard touchdown run was his longest rush of his career and the longest play from scrimmage by SDSU this season ... Also excelled on special teams, where he was the first player down on four of Brandon Hecklen's punts and contributed to the ball landing three punts inside the 3-yard line ... **at UNLV (Oct. 26)** ... Ran for 25 yards on five carries (5.0 avg.) in just 14 snaps at UNLV, while adding a 10-yard kick return ... **vs. Nevada (Nov. 9)** ... Carried nine times for 34 yards (3.8 avg.) and had an 8-yard catch in 31 snaps vs. Nevada ... **vs. Fresno State (Nov. 15)** ... Had a good game in a start against Fresno State, rushing 15 times for 31 yards (2.1 avg.) with a 2-yard touchdown, while adding a career-high six receptions for a career-best 40 yards ... Had multiple touchdowns in a game for the first time of his career, scoring both of SDSU's touchdowns ... Now has three rushing touchdowns this season and 10 for his career, one receiving touchdown this year and two for his career, and four overall scores this year (12 for his career) ... **at Hawai'i (Nov. 23)** ... Ran for 37 yards on seven carries (5.3 avg.) in 28 snaps off the bench at Hawai'i, while making two catches for 25 yards (12.5 avg.) ... **vs. Brigham Young (Nov. 30)** ... Ran seven times for 44 yards (6.3 avg.) against Brigham Young with a long of 17 yards, while adding a 4-yard catch in 23 snaps.
- **2018 (Sophomore):** Played in all 13 games at running back with three starts ... Rushed 138 times for 592 yards (4.3 avg.) and five touchdowns with a long of 40 yards ... Also had seven catches for 52 yards (7.4 avg.) and a touchdown, and a 6-yard kick return ... Ranked 10th in the Mountain West in rushing yards per carry (4.29) ... Played in the opener at No. 13/13 Stanford, rushing six times for 25 yards (4.2 avg.) ... Carried twice for two yards (1.0 avg.) vs. Sacramento State ... Had a huge game against No. 23/25 Arizona State, rushing for a career-high 112 yards and a touchdown on 19 carries ... Became the 77th different 100-yard rusher in program history ... Coupled with Juwan Washington, became the 20th different combination in program history to record a 100-yard rushing game in the same game (29th occasion overall) ... Rushed 16 times for 94 yards (5.9 avg.) off the bench against Eastern Michigan, including a career-long run of 40 yards ... Led the team in rushing for the first time of his career ... Also added a 6-yard kick return ... Started for the first time of his career at rv/No. 24 Boise State, rushing a career-high 26 times for 78 yards (3.0 avg.) with a touchdown, while also grabbing his first two career catches for four yards (2.0 avg.) ... Rushed for 70 yards on 18 carries (3.9 avg.) with a touchdown and a long of 20 yards against Air Force ... Led the team in rushing for the third straight game ... Rushed 19 times for 79 yards (4.2 avg.) with a touchdown off the bench against San José State ... Also added two catches for a career-high 34 yards (17.0 avg.) with a career-long 23-yard grab ... Finished with a career-high 113 all-purpose yards ... Had another big game in a starting role at Nevada, rushing 16 times for 85 yards (5.3 avg.), while adding a career-high three catches for 14 yards and his first career receiving touchdowns ... Rushed 12 times for 40 yards and a touchdown off the bench at New

Mexico ... Recorded his fifth rushing touchdown of the season and seventh of his career ... The touchdown was also his sixth overall of the season and eighth of his career ... It marked his fifth straight game with a touchdown (rushing or receiving) ... Played nine statless snaps off the bench against UNLV ... Had two carries for five yards (2.5 avg.) in 17 snaps at Fresno State ... Carried two times for two yards (1.0 avg.) vs. Hawai'i ... Played three statless snaps vs. Ohio in the DXL Frisco Bowl.

- **2017 (Freshman):** Played in the team's 13 games, rushing 33 times for 137 yards (4.2 avg.) with two touchdowns ... Also had four tackles (two solo) on special teams ... Played in his first career game against UC Davis in the opener, carrying the ball four times for two yards (0.5 avg.) with a long of two ... Also saw time on multiple special teams units ... Logged statless time on special teams at Arizona State and again vs. No. 19/19 Stanford ... Recorded his first career tackle (an assisted one) at Air Force on special teams ... Logged snaps on special teams vs. Northern Illinois ... Had a good game at UNLV, carrying five times for 29 yards (5.8 avg.) with an 8-yard touchdown ... The touchdown was the first of his career ... Also added an assisted stop on special teams ... Made an assisted tackle against Boise State in special teams ... Carried the ball one time late against Fresno State, but it went down as a 1-yard loss ... Rushed six times for 17 yards (2.8 avg.) at Hawai'i late in the game with a long of six yards ... Rushed a career-high 14 times for a career-best 82 yards and a touchdown in his most playing time of his career at San José State ... Scored his second rushing touchdown of the season (and his career) on a 9-yard carry in the third quarter ... Had three rushes for eight yards (2.7 avg.) with a long of seven yards ... Did not record a stat in special teams time vs. New Mexico ... Made a special teams solo tackle against Army West Point in the Armed Forces Bowl.
- **2016 (Redshirt):** Utilized his redshirt season.
- **High School:** Earned three letters at Westlake High School in Westlake Village, Calif. ... Rushed for 2,808 yards and 24 touchdowns over his three-year career on 378 attempts (7.4 avg.), breaking 100 yards on 12 occasions (according to MaxPreps) ... Added 30 career receptions for 315 yards (10.5 avg.) and another score ... Ran for 979 yards and 11 touchdowns on 149 carries (6.6 avg.) as a senior with five 100-yard rushing games ... Also caught 14 passes for 198 yards (14.1 avg.) ... Rushed for 1,413 yards and 13 touchdowns on 157 attempts (9.0 avg.) as a junior with seven 100-yard rushing games ... Added nine catches for 54 yards (6.0 avg.) and another score ... Carried 72 times for 416 yards (5.8 avg.) and two touchdowns as a sophomore, while adding seven catches for 63 yards (9.0 avg.) ... An all-Marmonte League and all-CIF selection ... A three-star recruit by Rivals, Scout, 247sports and ESPN ... Scout ranks him as the eight-best running back in California and 10th on the West Coast ... Received a grade of 85 by Scout and a 75 by ESPN ... Also competed in boxing growing up.
- **Personal:** Chase Donovan Jasmin was born Sept. 10, 1998, in Agoura Hills, Calif. ... Son of Robert and Deborah Jasmin ... Also received offers from Arizona, Colorado, Montana State, Nevada, Oregon State, San José State, Washington, Washington State and Wyoming, while receiving interest from USC ... Is majoring in interdisciplinary studies.

### Jasmin's Career Statistics

Season	Rushing						Receiving					
	GP	GS	Att.	Yds.	TD	Lg. 100+	No.	Yds.	Avg.	TD	Lg.	
2017	13	0	33	137	2	20	0	0	0.0	0	0	
2018	13	3	138	592	5	40	1	7	52	7.4	1	23
2019	12	1	69	315	3	50	0	13	103	7.9	1	20
<b>Career</b>	<b>38</b>	<b>4</b>	<b>240</b>	<b>1,044</b>	<b>10</b>	<b>50</b>	<b>1</b>	<b>20</b>	<b>155</b>	<b>7.8</b>	<b>2</b>	<b>23</b>

**Career Highs:** Carries: 26 at rv/No. 24 Boise State (10/6/18); Rushing Yards: 112 vs. No. 23/25 Arizona State (9/15/18); Rushing Touchdowns: 1, 10 times; Long Rush: 50 at San José State (10/19/19); Receptions: 6 vs. Fresno State (11/15/19); Receiving Yards: 40 vs. Fresno State (11/15/19); Receiving Touchdowns: 1 vs. Fresno State (11/15/19), at Nevada (10/27/18); Long Reception: 23 vs. San José State (10/20/18); Kick Returns: 1 at UNLV (10/26/19), vs. Utah State (9/21/19), vs. Eastern Michigan (9/22/18); Kick Return Yards: 20 vs. Utah State (9/21/19); Long Kick Return: 20 vs. Utah State (9/21/19); All-Purpose Yards: 113 vs. San José State (10/20/18); Total Touchdowns: 2 vs. Fresno State (11/15/19); Tackles: 1, four times.

**2019 Highs:** Carries: 15 vs. Fresno State (11/15/19); Rushing Yards: 70 at San José State (10/19/19); Rushing Touchdowns: 1 vs. Fresno State (11/15/19), at San José State (10/19/19), at UCLA (9/7/19); Long Rush: 50 at San José State (10/19/19); Receptions: 6 vs. Fresno State (11/15/19); Receiving Yards: 40 vs. Fresno State (11/15/19); Long Reception: 20 at Hawai'i (11/23/19); Kick Returns: 1 at UNLV (10/26/19), vs. Utah State (9/21/19); Kick Return Yards: 20 vs. Utah State (9/21/19); Long Kick Return: 20 vs. Utah State (9/21/19); All-Purpose Yards: 71 vs. Fresno State (11/15/19); Total Touchdowns: 2 vs. Fresno State (11/15/19).

## Jasmin's Career Game-by-Game

Date	Opponent	GP	GS	Rushing				Receiving		
				Att.	Yds.	Avg.	TD	No.	Yds.	TD
S.2.17	UC Davis	1	0	4	2	0.50	0	0	0	0
S.9.17	at Arizona State	1	0	0	0	0.00	0	0	0	0
S.16.17	No. 19/19 Stanford	1	0	0	0	0.00	0	0	0	0
S.23.17	at Air Force*	1	0	0	0	0.00	0	0	0	0
S.30.17	Northern Illinois	1	0	0	0	0.00	0	0	0	0
O.7.17	at UNLV*	1	0	5	29	5.80	1	0	0	0
O.14.17	Boise State*	1	0	0	0	0.00	0	0	0	0
O.21.17	Fresno State*	1	0	1	-1	-1.00	0	0	0	0
O.28.17	at Hawai'i*	1	0	6	17	2.83	0	0	0	0
N.4.17	at San José State*	1	0	14	82	5.86	1	0	0	0
N.18.17	Nevada*	1	0	3	8	2.67	0	0	0	0
N.24.17	New Mexico*	1	0	0	0	0.00	0	0	0	0
D.23.17	vs. Army West Point^	1	0	0	0	0.00	0	0	0	0
A.31.18	at No. 13/13 Stanford	1	0	6	25	4.17	0	0	0	0
S.8.18	Sacramento State	1	0	2	2	1.00	0	0	0	0
S.15.18	No. 23/25 Arizona State	1	0	19	112	5.89	1	0	0	0
S.22.18	Eastern Michigan	1	0	16	94	5.88	0	0	0	0
O.6.18	at rv/No. 24 Boise State*	1	1	26	78	3.00	1	2	4	0
O.12.18	Air Force*	1	1	18	70	3.89	1	0	0	0
O.20.18	San José State*	1	0	19	79	4.16	1	2	34	0
O.27.18	at Nevada*	1	1	16	85	5.31	0	3	14	1
N.3.18	at New Mexico*	1	0	12	40	3.33	1	0	0	0
N.10.18	UNLV*	1	0	0	0	0.00	0	0	0	0
N.17.18	at Fresno State*	1	0	2	5	2.50	0	0	0	0
N.24.18	Hawai'i*	1	0	2	2	1.00	0	0	0	0
D.19.18	vs. Ohio#	1	0	0	0	0.00	0	0	0	0
A.31.19	Weber State	1	0	0	0	0.00	0	0	0	0
S.7.19	at UCLA	1	0	3	3	1.00	1	1	11	0
S.14.19	at New Mexico State	1	0	5	29	5.80	0	0	0	0
S.21.19	Utah State*	1	0	9	33	3.67	0	2	15	0
O.5.19	at Colorado State*	1	0	2	11	5.50	0	0	0	0
O.12.19	Wyoming*	1	0	1	-2	-2.00	0	0	0	0
O.19.19	at San José State*	1	0	6	70	11.67	1	0	0	0
O.26.19	at UNLV*	1	0	5	25	5.00	0	0	0	0
N.9.19	Nevada*	1	0	9	34	3.78	0	1	8	0
N.15.19	Fresno State*	1	1	15	31	2.07	1	6	40	1
N.23.19	at Hawai'i*	1	0	7	37	5.29	0	2	25	0
N.30.19	Brigham Young*	1	0	7	44	6.29	0	1	4	0

*Bold indicates season high. \* - Mountain West game. + - 2017 Lockheed Martin Armed Forces Bowl (Amon Carter Stadium; Fort Worth, Texas). # - 2018 DXL Frisco Bowl (Toyota Stadium; Frisco, Texas).*

## #36 DWAYNE JOHNSON JR.

**Aztec • Junior • 6-2 • 215 • Murrieta, Calif. • Vista Murrieta HS**

- **At San Diego State:** Hard-hitting safety who figures to start in 2019, now in his fourth season with the program ... Is listed as the starting Aztec (safety) in Rocky Long's signature 3-3-5 defense.
- **2019 (Junior):** Has been named a Pro Football Focus honorable-mention All-American ... Also a honorable-mention all-Mountain West selection as voted on by the league's coaches and media ... Made the Pro Football Focus Mountain West Team of the Year (First Team) ... Started the team's 12 games on the season ... Has 86 tackles (50 solo), including 1.5 tackles for loss, a forced fumble, two fumble recoveries, an interception and five pass breakups ... Is tied for fourth in the Mountain West (T-27th in FBS) with two recoveries ... Has been named to the Pro Football Focus Mountain West Team of the Week three times this season ... vs. Weber State (Aug. 31) ... Had a monster game in the opener with Weber State in his second career start (first since Oct. 27, 2017 at Hawai'i), recording a career- and game-high 12 tackles, including 1.5 tackles for loss ... Had 12 tackles after entering the game with 16 career tackles in 25 games ... Led the team in tackles for the first time of his career and recorded his first career game with double-digits in tackles ... at UCLA (Sept. 7) ... Started at UCLA, making seven tackles (six solo) with a forced fumble and a pass breakup, playing 60 of the 68 defensive

saps ... For his efforts was named to the Pro Football Focus Mountain West Team of the Week ... The forced fumble and pass breakup were each the first of his career ... **at New Mexico State (Sept. 14)** ... Had another good game at New Mexico State, making six tackles and recovering his first fumble of the season (second of his career), while playing all 70 snaps ... Was named to the Pro Football Focus MW Team of the Week for the second straight week ... The fumble recovery led to a 2-yard touchdown pass from Ryan Agnew to Daniel Bellinger to put the Aztecs on the scoreboard ... **vs. Utah State (Sept. 21)** ... Had six tackles (two solo) while starting and playing 56 snaps vs. Utah State ... **at Colorado State (Oct. 5)** ... Came up with five tackles (four solo) and his second fumble recovery of the season in a start at Colorado State ... The fumble recovery led to an Aztec 8-yard touchdown pass from Ryan Agnew to Kobe Smith ... **vs. Wyoming (Oct. 12)** ... Played all 54 snaps against Wyoming, recording a team-high eight tackles (four solo) ... **at San José State (Oct. 19)** ... Made one tackle, playing all 54 snaps at San José State ... **at UNLV (Oct. 26)** ... Came up with nine tackles (seven solo) with a career-high two pass breakups at UNLV, playing all 73 snaps ... **vs. Nevada (Nov. 9)** ... Had nine tackles against Nevada, tying for the team lead with Kyahva Tezino ... **vs. Fresno State (Nov. 15)** ... Had eight tackles (five) and a pass breakup in a start against Fresno State ... **at Hawai'i (Nov. 23)** ... Had six tackles (all solo) in a start at Hawai'i ... **vs. Brigham Young (Nov. 30)** ... Was named to the Pro Football Focus Mountain West Team of the Week for the third time of the season for his play against Brigham Young, making nine tackles with his first career interception, which he returned 20 yards ... Led the team in tackles for the fifth time this season (and career).

- **2018 (Sophomore):** Played in the team's 13 games, mainly on special teams ... Had two tackles - one on defense in his one snap and one on the kick return unit - and a 15-yard fumble recovery ... Logged statless time on special teams at No. 13/13 Stanford ... Had two stops against Sacramento State, while also playing one snap on defense ... Did not find the stat sheet in special teams play vs. No. 23/25 Arizona State, vs. Eastern Michigan, at rv/No. 24 Boise State, vs. Air Force, against San José State, at Nevada, at New Mexico, vs. UNLV or at Fresno State ... Recovered his first career fumble in the first quarter against Hawai'i when Trenton Thompson forced a fumble on a punt return ... Took it 15 yards to the Hawai'i 5, which led to a Juwan Washington touchdown ... Logged statless special teams play vs. Ohio in the DXL Frisco Bowl.
- **2017 (Freshman):** Played in 12 of the team's 13 games on the season with one start, making 14 tackles (11 solo) with a 7-yard tackle for loss ... Logged his first career snaps against UC Davis in the opener, recording three tackles (all solo), including a 7-yard tackle for loss ... Logged special teams snaps late at Arizona State, but did not record a stat ... Did not play vs. No. 19/19 Stanford ... Played statless time on special teams at Air Force and vs. Northern Illinois ... Had two tackles late on defense at UNLV in a reserve role ... Logged statless snaps late against Boise State ... Made one assisted tackle in 11 snaps late against Fresno State ... Had the best game of his young career in his first career start at Hawai'i, making four tackles (all solo) ... Played all 57 snaps in the game ... Did not find the stat sheet in playing time off the bench at San José State ... Had three tackles (two solo) in a reserve role against Nevada ... Registered one solo tackle off the bench against New Mexico ... Did not record a stat in playing time off the bench against Army West Point in the Armed Forces Bowl.
- **2016 (Redshirt):** Redshirted his first year with the Aztecs.
- **High School:** Was a three-year letter winner at Vista Murrieta High School ... Over his three years the Broncos went 35-7 (.833) and 15-0 in league play ... Led VMHS to a 12-2 record as a senior, including a 5-0 mark in league play and eventual No. 12 state ranking ... Vista Murrieta was also 11-3 (5-0 league) in 2014 and 12-2 (5-0 league) in 2013 ... Totaled 207 tackles (120 solo), seven tackles for loss, eight interceptions, 22 pass deflections, a forced fumble, three fumble recoveries, two blocked punts and a blocked field goal over his final two years (according to MaxPreps) ... Was a three-star recruit by Scout and 247 sports, and a two-star recruit by Rivals and ESPN ... Scout rated him as the 17th-best safety in California and the 26th best on the West Coast ... Received a grade of 83 by 247sports and a 68 by ESPN ... Also played basketball at Vista Murrieta HS.
- **Personal:** Dwayne W. Johnson, Jr., was born March 11, 1997, in Oceanside, Calif. ... Son of Dwayne Johnson, Sr., and Keshia Johnson, and stepson of Rekiro Hicks ... Chose the Aztecs over an offer from UNLV, while also receiving interest from Fresno State ... Is majoring in interdisciplinary studies.

**Johnson Jr.'s Career Statistics**

Season	GP	GS	UA	A	TT	TFL	Sk	Int.	PBU	FF	FR
2017	12	1	11	3	14	1.0	0.0	0	0	0	0
2018	13	0	1	1	2	0.0	0.0	0	0	0	1
2019	12	12	50	36	86	1.5	0.0	1	5	1	2
<b>Career</b>	<b>37</b>	<b>13</b>	<b>62</b>	<b>40</b>	<b>102</b>	<b>2.5</b>	<b>0.0</b>	<b>1</b>	<b>5</b>	<b>1</b>	<b>3</b>

**Career Highs:** Tackles: 12 vs. Weber State (8/31/19); Tackles For Loss: 1.5 vs. Weber State (8/31/19); Interceptions: 1 vs. Brigham Young (11/30/19); Pass Breakups: 2 at UNLV (10/26/19); Forced Fumbles: 1 at UCLA (9/7/19); Fumble Recoveries: 1 at Colorado State (10/5/19), at New Mexico State (9/14/19), vs. Hawai'i (11/24/18).

**2019 Highs:** Tackles: 12 vs. Weber State (8/31/19); Tackles For Loss: 1.5 vs. Weber State (8/31/19); Interceptions: 1 vs. Brigham Young (11/30/19); Pass Breakups: 2 at UNLV (10/26/19); Forced Fumbles: 1 at UCLA (9/7/19); Fumble Recoveries: 1 at Colorado State (10/5/19), at New Mexico State (9/14/19).

**Johnson Jr.'s Career Game-by-Game**

Date	Opponent	GP	GS	UA	A	TT	TFL	Sk.	Int.	PBU	FF	FR
S.2.17	UC Davis	1	0	3	0	3	1.0	0.0	0	0	0	0
S.9.17	at Arizona State	1	0	0	0	0	0.0	0.0	0	0	0	0
S.16.17	No. 19/19 Stanford	--- Did Not Play ---										
S.23.17	at Air Force*	1	0	0	0	0	0.0	0.0	0	0	0	0
S.30.17	Northern Illinois	1	0	0	0	0	0.0	0.0	0	0	0	0
O.7.17	at UNLV*	1	0	1	1	2	0.0	0.0	0	0	0	0
O.14.17	Boise State*	1	0	0	0	0	0.0	0.0	0	0	0	0
O.21.17	Fresno State*	1	0	0	1	1	0.0	0.0	0	0	0	0
O.28.17	at Hawai'i*	1	1	4	0	4	0.0	0.0	0	0	0	0
N.4.17	at San José State*	1	0	0	0	0	0.0	0.0	0	0	0	0
N.18.17	Nevada*	1	0	2	1	3	0.0	0.0	0	0	0	0
N.24.17	New Mexico*	1	0	1	0	1	0.0	0.0	0	0	0	0
D.23.17	vs. Army West Point+	1	0	0	0	0	0.0	0.0	0	0	0	0
A.31.18	at No. 13/13 Stanford	1	0	0	0	0	0.0	0.0	0	0	0	0
S.8.18	Sacramento State	1	0	1	1	2	0.0	0.0	0	0	0	0
S.15.18	No. 23/25 Arizona State	1	0	0	0	0	0.0	0.0	0	0	0	0
S.22.18	Eastern Michigan	1	0	0	0	0	0.0	0.0	0	0	0	0
O.6.18	at rv/No. 24 Boise State*	1	0	0	0	0	0.0	0.0	0	0	0	0
O.12.18	Air Force*	1	0	0	0	0	0.0	0.0	0	0	0	0
O.20.18	San José State*	1	0	0	0	0	0.0	0.0	0	0	0	0
O.27.18	at Nevada*	1	0	0	0	0	0.0	0.0	0	0	0	0
N.3.18	at New Mexico*	1	0	0	0	0	0.0	0.0	0	0	0	0
N.10.18	UNLV*	1	0	0	0	0	0.0	0.0	0	0	0	0
N.17.18	at Fresno State*	1	0	0	0	0	0.0	0.0	0	0	0	0
N.24.18	Hawai'i*	1	0	0	0	0	0.0	0.0	0	0	0	1
D.19.18	vs. Ohio#	1	0	0	0	0	0.0	0.0	0	0	0	0
A.31.19	Weber State	1	1	6	6	12	1.5	0.0	0	0	0	0
S.7.19	at UCLA	1	1	6	1	7	0.0	0.0	0	1	1	0
S.14.19	at New Mexico State	1	1	2	4	6	0.0	0.0	0	0	0	1
S.21.19	Utah State*	1	1	2	4	6	0.0	0.0	0	0	0	0
O.5.19	at Colorado State*	1	1	4	1	5	0.0	0.0	0	0	0	1
O.12.19	Wyoming*	1	1	4	4	8	0.0	0.0	0	0	0	0
O.19.19	at San José State*	1	1	0	1	1	0.0	0.0	0	0	0	0
O.26.19	at UNLV*	1	1	7	2	9	0.0	0.0	0	2	0	0
N.9.19	Nevada*	1	1	4	5	9	0.0	0.0	0	0	0	0
N.15.19	Fresno State*	1	1	5	3	8	0.0	0.0	0	1	0	0
N.23.19	at Hawai'i*	1	1	6	0	6	0.0	0.0	0	1	0	0
N.30.19	Brigham Young*	1	1	4	5	9	0.0	0.0	1	0	0	0

*Bold indicates season high. \* - Mountain West game. + - 2017 Lockheed Martin Armed Forces Bowl (Amon Carter Stadium; Fort Worth, Texas). # - 2018 DXL Frisco Bowl (Toyota Stadium; Frisco, Texas).*

**#96 ELIJAH KOTHE (CODY)**

**Wide Receiver • Sophomore • 6-4 • 205 • Las Vegas, Nev. • Faith Lutheran HS**

• **At San Diego State:** Impressed the coaching staff with a good fall camp as a true freshman in 2018 ... Seemingly catches everything thrown to him ... Entered the season as the starting

'X' receiver, but battled a hand injury ... Is now back in action ... Also sees time on special teams.

• **Sophomore (2019):** Started the first four games, missing the next four with a hand injury ... Returned to play the past four weeks off the bench ... Has 15 catches for 159 yards (10.6 avg.) with a long of 29 yards ... **vs. Weber State (Aug. 31)** ... Started the opener against Weber State for the third time of his career, making three catches for 24 yards (8.0 avg.) with a long of 11 yards in 34 snaps ... **at UCLA (Sept. 7)** ... Started again at UCLA, making a 7-yard catch in 31 snaps ... **at New Mexico State (Sept. 14)** ... Had a career-high four catches for a then career-high 34 yards (8.5 avg.) in a start and 42 snaps at New Mexico State ... **vs. Utah State (Sept. 21)** ... Registered two catches for 30 yards (15.0 avg.) in a start and 24 snaps vs. Utah State, but was unable to play the whole game because of an injury ... **at Colorado State (Oct. 10)** ... Did not travel to play at Colorado State because of the hand injury ... **vs. Wyoming (Oct. 12)** ... Also did not play vs. Wyoming ... **at San José State (Oct. 19)** ... Did not travel to San José State ... **at UNLV (Oct. 26)** ... Also did not travel to UNLV ... **vs. Nevada (Nov. 9)** ... Returned to action against Nevada, not recording a stat in five offensive snaps ... **vs. Fresno State (Nov. 15)** ... Came up with three catches for a career-high 45 yards (15.0 avg.) in 26 snaps vs. Fresno State, including a career-long 29-yard grab ... **at Hawai'i (Nov. 23)** ... Came up with two catches for 19 yards (9.5 avg.) with a long of 12 yards in 34 snaps at Hawai'i ... **vs. Brigham Young (Nov. 30)** ... Did not find the stat sheet in 13 snaps vs. Brigham Young.

• **True Freshman (2018):** Played in 12 games with two starts, making seven catches for 78 yards (11.1 avg.) with a long of 24 yards, while recording two tackles on special teams ... Did not play in the opener at No. 13/13 Stanford ... Made his debut against Sacramento State, seeing time at wide receiver and on the kickoff unit without recording a stat ... Recorded his first two career tackles on the kickoff unit against No. 23/25 Arizona State ... Had his first two catches in the following game vs. Eastern Michigan for 16 yards (8.0 avg.) with a long of nine yards ... Played statless time on special teams at rv/No. 24 Boise State ... Saw three statless snaps against Air Force and eight statless snaps vs. San José State ... Had two catches for a career-high 20 yards at Nevada ... Had a career-long 24-yard catch in his first career start at New Mexico, playing 14 snaps ... Made a 6-yard grab in nine snaps vs. UNLV ... Played 26 snaps at Fresno State, but was unable to find the statsheet ... Did not record a catch in five snaps vs. Hawai'i ... Had a 12-yard grab in a start against Ohio in the DXL Frisco Bowl, playing 15 snaps.

• **High School:** Earned four letters at Faith Lutheran High School in Las Vegas, Nev. ... According to MaxPreps, registered 115 catches over the last three seasons for 1,806 yards (15.7 avg.) and 19 touchdowns ... Best year statistically was his junior campaign in 2016 when he had 55 catches for 1,053 yards (19.1 avg.) and 10 touchdowns ... Was a two-time all-state selection and a three-time all-league performer ... A two-star recruit by both Rivals and 247sports ... Rated as the 13th-best recruit in Nevada by 247sports ... Also a four-year letterwinner in basketball, twice earning all-league accolades ... A scholar-athlete who was a three-time academic all-state selection, posting a 4.0 GPA.

• **Personal:** Elijah Jacob Kothe was born Oct. 16, 1998, in Las Vegas ... Son of Jacob and Wendy Kothe ... Picked the Aztecs over scholarship offers from Colorado, Fresno State, Navy, Air Force, UNLV, Hawai'i, Montana State, Northern Iowa, Cornell and Princeton, according to Rivals ... A business administration major.

**Kothe's Career Statistics**

**Receiving**

Season	GP	GS	Rec.	Yds.	Avg.	Long	TD
2018	12	2	7	78	11.1	24	0
2019	8	4	15	159	10.6	29	0
<b>Career</b>	<b>20</b>	<b>6</b>	<b>22</b>	<b>237</b>	<b>10.8</b>	<b>29</b>	<b>0</b>

**Career Highs:** Receptions: 4 at New Mexico State (9/14/19); Receiving Yards: 45 vs. Fresno State (11/15/19); Long Reception: 29 vs. Fresno State (11/15/19); Tackles: 2 vs. No. 23/25 Arizona State (9/15/18).

**2019 Highs:** Receptions: 4 at New Mexico State (9/14/19); Receiving Yards: 45 vs. Fresno State (11/15/19); Long Reception: 29 vs. Fresno State (11/15/19).

**Kothe's Career Game-by-Game**

**Receiving**

Date	Opponent	GP	GS	No.	Yds.	Avg.	Lg.	TD	TD Lengths	
A.31.18	at No. 13/13 Stanford	--- Did Not Play ---								
S.8.18	Sacramento State	1	0	0	0	0.0	0	0		
S.15.18	No. 23/25 Arizona State	1	0	0	0	0.0	0	0		

Date	Opponent	GP	GS	No.	Yds.	Avg.	Lg.	TD	TD Lengths
S.22.18	Eastern Michigan	1	0	2	16	8.0	9	0	
O.6.18	at rv/No. 24 Boise State*	1	0	0	0	0.0	0	0	
O.12.18	Air Force*	1	0	0	0	0.0	0	0	
O.20.18	San José State*	1	0	0	0	0.0	0	0	
O.27.18	at Nevada*	1	0	2	20	10.0	14	0	
N.3.18	at New Mexico*	1	1	1	24	24.0	24	0	
N.10.18	UNLV*	1	0	1	6	6.0	6	0	
N.17.18	at Fresno State*	1	0	0	0	0.0	0	0	
N.24.18	Hawai'i*	1	0	0	0	0.0	0	0	
D.19.18	vs. Ohio#	1	1	1	12	12.0	12	0	
A.31.19	Weber State	1	1	3	24	8.0	11	0	
S.7.19	at UCLA	1	1	1	7	7.0	7	0	
S.14.19	at New Mexico State	1	1	4	34	8.5	14	0	
S.21.19	Utah State*	1	1	2	30	15.0	15	0	
O.5.19	at Colorado State*	--- Did Not Play - Injured ---							
O.12.19	Wyoming*	--- Did Not Play - Injured ---							
O.19.19	at San José State*	--- Did Not Play - Injured ---							
O.26.19	at UNLV*	--- Did Not Play - Injured ---							
N.9.19	Nevada*	1	0	0	0	0.0	0	0	
N.15.19	Fresno State*	1	0	3	45	15.0	29	0	
N.23.19	at Hawai'i*	1	0	2	19	9.5	12	0	
N.30.19	Brigham Young	1	0	0	0	0.0	0	0	

*Bold indicates season high. \* - Mountain West game. # - 2018 DXL Frisco Bowl (Toyota Stadium; Frisco, Texas).*

### #43 SEYDDRICK LAKALAKA (SAID-rick LOCK-ah-LOCK-ah) Linebacker • Sophomore • 6-1 • 230 • Kalihi, Hawaii • Punahou HS

- **At San Diego State:** Stout linebacker, who continues to learn the 3-3-5 defense ... Will look for playing time this season ... Enters the weekend as co-backup at "Sam" linebacker to Caden McDonald.
- **2019 (Sophomore):** Played in the team's 12 games on the season, mostly on special teams ... Has six tackles (five solo)... Logged special teams snaps in the opener vs. Weber State, but did not find the stat sheet ... Also saw statless special teams action at UCLA, at New Mexico State and against Utah State ... **at Colorado State (Oct. 5)** ... Played his first three defensive snaps of the season on the defense at Colorado State, where he made an assisted tackle ... Also played two statless snaps and saw time on special teams once again vs. Wyoming ... Logged special teams snaps at San José State, at UNLV and vs. Nevada ... **vs. Fresno State (Nov. 15)** ... Got on the field for 15 defensive snaps and played special teams against Fresno State, where he made a career-high three tackles (all solo) ... **at Hawai'i (Nov. 23)** ... Had a pair of solo tackles in 26 snaps at Hawai'i ... **vs. Brigham Young (Nov. 30)** ... Played 26 snaps against Brigham Young, but did not record a stat.
- **2018 (Freshman):** Played in nine of the team's 13 games, mainly on special teams ... Had three special teams tackles, including two solo stops ... Did not play the team's first two games ... Made his collegiate debut vs. No. 23/25 Arizona State and made one special teams tackle ... Played statless time on special teams vs. Eastern Michigan ... Logged his lone four snaps of the season at rv/No. 25 Boise State, making an assisted tackle ... Did not find the stat sheet on special teams vs. Air Force ... Did not play in consecutive games vs. San José State and at Nevada ... Played the next three games at New Mexico, vs. UNLV and at Fresno State ... Had a solo special teams stop vs. Hawai'i ... Played on special teams vs. Ohio in the DXL Frisco Bowl.
- **2017 (Redshirt):** Redshirted the 2017 campaign.
- **High School:** Three-year letter winner at Punahou High School in Honolulu ... Was second-team all-league as a senior and a honorable mention pick as a junior ... A two-star recruit by both Rivals and Scout ... Also played basketball at Punahou High School and was on the track & field team.
- **Personal:** Seyddrick Loko Manupuna Lakalaka was born Feb. 4, 1999, in Honolulu, Hawaii ... Son of Serena Lakalaka ... Older brother, Ronley, played linebacker at San Diego State from 2015-18, while oldest brother, Steven, played running back at Hawai'i from 2013-16 ... Is majoring in kinesiology with an emphasis as a fitness specialist.

### Lakalaka's Career Statistics

Season	GP	GS	UA	A	TT	TFL	Sk	Int.	PBU	FF	FR
2018	9	0	2	1	3	0.0	0.0	0	0	0	0
2019	12	0	5	1	6	0.0	0.0	0	0	0	0
<b>Career</b>	<b>21</b>	<b>0</b>	<b>7</b>	<b>2</b>	<b>9</b>	<b>0.0</b>	<b>0.0</b>	<b>0</b>	<b>0</b>	<b>0</b>	<b>0</b>

**Career/2019 Highs:** Tackles: 3 vs. Fresno State (11/15/19).

### Lakalaka's Career Game-by-Game (Stats Only)

Date	Opponent	GP	GS	UA	A	TT	TFL	Sk.	Int.	PBU	FF	FR
S.15.18	No. 23/25 Arizona State	1	0	1	0	1	0.0	0.0	0	0	0	0
O.6.18	at rv/No. 24 Boise State*	1	0	0	1	1	0.0	0.0	0	0	0	0
N.24.18	Hawai'i*	1	0	1	0	1	0.0	0.0	0	0	0	0
O.5.19	at Colorado State*	1	0	0	1	1	0.0	0.0	0	0	0	0
N.15.19	Fresno State*	1	0	3	0	3	0.0	0.0	0	0	0	0
N.23.19	at Hawai'i*	1	0	2	0	2	0.0	0.0	0	0	0	0

\* - Mountain West game.

### #52 JALIL LECKY

(JAH-leel)

#### Defensive End • Junior • 6-5 • 240 • Antioch, Calif. • College of San Mateo

- **At San Diego State:** Tall athlete who moved around from defensive line and linebacker last year ... Continues to get bigger in the weight room ... Enters the bowl game as the backup defensive end to Keshawn Banks.
- **2019 (Junior):** Has played in six games on the season off the bench, making four tackles (three solo), including a sack (and tackle for loss) ... **vs. Weber State (Aug. 31)** ... Logged his first career five snaps in the opener vs. Weber State, making one solo stop ... Played 14 statless snaps at UCLA ... **at New Mexico State (Sept. 14)** ... Chipped in with an assisted tackle in seven snaps at New Mexico State ... **vs. Utah State (Sept. 21)** ... Had one tackle in four snaps vs. Utah State ... **at Colorado State (Oct. 5)** ... Made the most of his three snaps at Colorado State, recording a solo sack (and tackle for loss) ... The sack and TFL were each the first of his career ... Did not play for the first time of the season vs. Wyoming ... Also did not play at San José State, at UNLV, against Nevada, vs. Fresno State and at Hawai'i ... **vs. Brigham Young (Nov. 30)** ... Played five snaps against Brigham Young, but did not record a stat.
- **2018 (Redshirt):** Redshirted the 2018 campaign.
- **At College of San Mateo (2016-17):** Played two years at College of San Mateo ... Led the Bulldogs to an 18-5 (.783) record over the two seasons, including an 11-2 mark in 2017 and spot in the California JuCo championship game ... Team was the Bay 6 league champs and captured the NorCal title ... In 2017, had 21 tackles (11 solo), three sacks, six tackles for loss, a forced fumble and a pass breakup.
- **High School:** Earned two letters at Heritage High School in Brentwood, Calif. ... Also played basketball for the Patriots.
- **Personal:** Jalil Lecky was born July 25, 1997, in Walnut Creek, Calif. ... Son of Kehkha Okaka ... According to 247sports, also received offers from Arizona State, Arkansas State and Hawai'i ... Is majoring in social science.

### Lecky's Career Statistics

Season	GP	GS	UA	A	TT	TFL	Sk	Int.	PBU	FF	FR
2019	6	0	3	1	4	1.0	1.0	0	0	0	0
<b>Career</b>	<b>6</b>	<b>0</b>	<b>3</b>	<b>1</b>	<b>4</b>	<b>1.0</b>	<b>1.0</b>	<b>0</b>	<b>0</b>	<b>0</b>	<b>0</b>

**Career/2019 Highs:** Tackles: 1, four times; Tackles For Loss: 1.0 at Colorado State (10/5/19); Sacks: 1.0 at Colorado State (10/5/19).

### Lecky's Career Game-by-Game

Date	Opponent	GP	GS	UA	A	TT	TFL	Sk.	Int.	PBU	FF	FR
A.31.19	Weber State	1	0	1	0	1	0.0	0.0	0	0	0	0
S.7.19	at UCLA	1	0	0	0	0	0.0	0.0	0	0	0	0
S.14.19	at New Mexico State	1	0	0	1	1	0.0	0.0	0	0	0	0
S.21.19	Utah State*	1	0	1	0	1	0.0	0.0	0	0	0	0
O.5.19	at Colorado State*	1	0	1	0	1	1.0	1.0	0	0	0	0
O.12.19	Wyoming*	--- Did Not Play ---										
O.19.19	at San José State*	--- Did Not Play ---										
O.26.19	at UNLV*	--- Did Not Play ---										



Date	Opponent	GP	GS	UA	A	TT	TFL	Sk.	Int.	PBU	FF	FR
N.9.19	Nevada*			---								
N.15.19	Fresno State*			---								
N.23.19	at Hawai'i*			---								
N.30.19	Brigham Young	1	0	0	0	0	0.0	0.0	0	0	0	0

Bold indicates season high. \* - Mountain West game.

## #34 ISAAC LESSARD

(Iuh-SARD)

Fullback • Senior • 6-3 • 240 • Sacramento, Calif. • Jesuit HS

- **At San Diego State:** Was recruited as a linebacker, but moved to fullback for the 2015 fall camp ... Gained experience working behind 2018 NFL Draft seventh-round selection Nick Bawden ... Battled a midseason injury, but was the main starter at fullback in 2018 ... Suffered a massive knee injury in the first scrimmage of the 2019 spring campaign and was expected to miss most of the 2019 season ... Returned to action, however, roughly six months later at Colorado State on Oct. 5.
- **2019 (Senior):** Has played in eight games this season, starting three times ... Has an 18-yard catch ... Missed the first four games - Weber State, UCLA, New Mexico State and Utah State - with a knee injury suffered in the spring ... **at Colorado State (Oct. 5)** ... Returned to play at Colorado State, playing 23 snaps without recording a stat ... **vs. Wyoming (Oct. 12)** ... Played 21 snaps vs. Wyoming with the biggest coming in the fourth quarter when he caught a career-long 18-yard pass from Ryan Agnew ... The catch was the first play of the game-winning drive in a 26-22 Aztec victory ... **at San José State (Oct. 19)** ... Started for the first time of the season at San José State, playing 34 snaps without recording a stat ... **at UNLV (Oct. 26)** ... Also started at UNLV, playing 24 statless snaps ... **vs. Nevada (Nov. 9)** ... Played 32 statless snaps against Nevada in a start ... **vs. Fresno State (Nov. 15)** ... Logged 21 statless snaps off the bench vs. Fresno State ... **at Hawai'i (Nov. 23)** ... Played 10 snaps off the bench at Hawai'i without recording a stat ... **vs. Brigham Young (Nov. 30)** ... Saw action in eight statless snaps vs. Brigham Young.
- **2018 (Junior):** Played in nine games on the season, starting seven times ... Had two catches for 24 yards (12.0 avg.) with a 13-yard touchdown ... Started for the second time of his career in the opener at No. 13/13 Stanford, but did not record a stat ... Also was held off the stat sheet against Sacramento State in a second straight start ... Made an 11-yard catch in a start against No. 23/25 Arizona State ... The catch was the second of his career and longest of his career ... Started vs. Eastern Michigan, but only played 37 snaps before going down with a neck injury ... Missed the game at rv/No. 24 Boise State, vs. Air Force, against San José State and at Nevada with the same injury ... Came back to play 15 snaps off the bench at New Mexico, his first game since Sept. 22 at Eastern Michigan ... Earned the start vs. UNLV, his first since the fourth game of the season vs. Eastern Michigan and played 41 snaps ... Started again at Fresno State, playing 25 snaps ... Had his first career touchdown catch on a 13-yard pass from Ryan Agnew off the bench vs. Hawai'i ... The catch came on a fourth-and-1 situation and, with the John Baron PAT, tied the game at 24 with 6:07 left in regulation ... The 13-yard reception was also a career long ... Started the DXL Frisco Bowl game vs. Ohio without recording a stat.
- **2017 (Sophomore):** Played in seven games with one start, making a 7-yard catch ... Logged snaps off the bench against UC Davis without finding the stat sheet ... Did not play at Arizona State, against No. 19/19 Stanford, at Air Force or vs. Northern Illinois ... Earned his first career start at UNLV and played 34 snaps ... Did not play against Boise State ... Played on the team's final drive against Fresno State (eight snaps) ... Played 11 snaps at Hawai'i, but did not record a stat ... Logged 16 snaps at San José State off the bench without finding the stat sheet ... Also played 10 snaps vs. Nevada, making his first career catch for seven yards ... Logged statless time late against New Mexico ... Did not see the field against Army West Point in the Armed Forces Bowl.
- **2016 (Freshman):** Played in eight games on the season without recording a stat ... According to Pro Football Focus, logged 49 snaps for the year ... Played 13 snaps in the opener against New Hampshire and one the following game vs. California ... Played three snaps vs. UNLV ... After not playing against Fresno State, logged snaps in four straight weeks, including nine against San José State, seven at Utah State, seven vs. Hawai'i and three at Nevada ... Also saw action at Colorado State with six snaps.
- **2015 (Redshirt):** Utilized his redshirt season.
- **High School:** Led Jesuit High School in Sacramento, Calif., with 58 total tackles and four tackles for loss, along with two sacks, two interceptions and a fumble recovery as a senior according to MaxPreps ... Named first-team all-Delta League, first-team all-metro, team captain and team's defensive MVP as a senior ... Led the Marauders to a 9-3 overall record in 2014

and an appearance in the second round of the CIF Sac-Joaquin Section playoffs ... Played quarterback his junior season at Yuba City High, completing 89 of 173 pass attempts (51 percent) for 1,711 yards and 16 touchdowns, while rushing for 307 yards and eight scores ... A first-team all-Tri County Conference and all-area selection, and a team captain as a junior ... Helped lead the Honkers to an appearance in the third round of the CIF Sac-Joaquin playoffs in 2013 ... Also played rugby in high school.

- **Personal:** Isaac Pryde Lessard was born April 17, 1997, in Sacramento, Calif. ... Son of Norm and Noel Lessard ... Father, Norm, played college football at Fresno State ... Chose San Diego State over Sacramento State ... Is working on a master's degree in criminal justice.

## Lessard's Career Statistics

Season	GP	GS	Rushing					Receiving					
			Att.	Yds.	TD	Lg.	100+	No.	Yds.	Avg.	TD	Lg.	
2016	8	0	0	0	0	0	0	0	0	0	0.0	0	0
2017	7	1	0	0	0	0	0	0	1	7	7.0	0	7
2018	9	7	0	0	0	0	0	2	24	12.0	1	13	
2019	8	3	0	0	0	0	0	1	18	18.0	0	18	
<b>Career</b>	<b>32</b>	<b>11</b>	<b>0</b>	<b>0</b>	<b>0</b>	<b>0</b>	<b>0</b>	<b>4</b>	<b>49</b>	<b>12.3</b>	<b>1</b>	<b>18</b>	

**Career Highs:** Receptions: 1, four times; Receiving Yards: 18 vs. Wyoming (10/12/19); Receiving Touchdowns: 1 vs. Hawai'i (11/24/18); Long Reception: 18 vs. Wyoming (10/12/19).

**2019 Highs:** Receptions: 1 vs. Wyoming (10/12/19); Receiving Yards: 18 vs. Wyoming (10/12/19); Long Reception: 18 vs. Wyoming (10/12/19).

## Lessard's Career Game-by-Game (Stats Only)

Date	Opponent	GP	GS	Rushing					Receiving				
				Att.	Yds.	Avg.	TD	Lg.	No.	Yds.	Avg.	TD	Lg.
N.18.17	Nevada*	1	0	0	0	0.0	0	1	7	7	0		
S.15.18	No. 23/25 Arizona State	1	1	0	0	0.0	0	1	11	11	0		
N.24.18	Hawai'i*	1	0	0	0	0.0	0	1	13	13	1		
O.12.19	Wyoming*	1	0	0	0	0.0	0	1	18	18	0		

Bold indicates season high. \* - Mountain West game.

## #45 JESSE MATTHEWS

Wide Receiver • RS-Freshman • 6-0 • 190 • San Diego, Calif. • Christian HS

- **At San Diego State:** Solid route-runner who is coming off a fantastic spring campaign ... Has arguably the best vertical jump of the Aztec receivers ... A walk-on ... Entered fall camp as the No. 4 'Z' receiver, but worked himself into a starting role by the opener, where he is now heading into the Central Michigan game.
- **2019 (Freshman):** Has been named a Bursworth Trophy nominee, which goes out to the most outstanding collegiate football player who began his career as a walk-on and has shown outstanding performance on the field ... Has started nine games and played in all 12 so far this season ... Has 45 catches for 522 yards (11.6 avg.) with a long of 33 yards ... Also has 11 punt returns for 78 yards (7.1 avg.) with a long of 25 yards and a 7-yard rush ... Has the third-most catches (45) in the country without a dropped pass (as of Dec. 7, according to Pro Football Focus) ... His 45 receptions and 522 receiving yards rank second on the team ... Among freshmen in SDSU single-season history, Matthews ranks second in receptions (45) and third in receiving yards (522) ... **vs. Weber State (Aug. 31)** ... Started the opener vs. Weber State in his first collegiate game, making three catches for 25 yards (8.3 avg.) with a long of 11 yards over 40 snaps ... **at UCLA (Sept. 7)** ... Had a career-high five catches for a career-best 59 yards (11.8 avg.) in a second straight start at UCLA, playing 62 snaps ... Had a career-long catch of 20 yards ... Had four of his five receptions for 41 yards in the first quarter and an 18-yard grab on a third-and-3 situation late in the fourth quarter, which led to a field goal that put the game away for SDSU ... Also started at punt returner for the first time of his career, but did not record a return ... **at New Mexico State (Sept. 14)** ... Started again at New Mexico State, making four catches for 31 yards (8.8 avg.) with a long of 10 yards ... The four receptions tied Elijah Kothe for the most on the team ... **vs. Utah State (Sept. 21)** ... Came off the bench for the first time against Utah State, playing 45 snaps ... Made a highlight reel diving 20-yard catch on a second-and-26 situation ... Also had his first career rush for seven yards and his first career punt return (13 yards), starting there for the second time ... **at Colorado State (Oct. 5)** ... Had two catches for 16 yards (8.0 avg.) with a long of eight yards in 33 snaps in a reserve role at Colorado State ... **vs. Wyoming (Oct. 12)** ... Had career highs of six catches and 73 yards (12.2 avg.) in a start against Wyoming, playing 55 snaps ...

In the second half alone, caught five passes for 65 yards ... His biggest catch was a career-long 25-yard grab on a fourth-and-3 situation late in the fourth quarter ... It extended the drive and led to a 10-yard Juwan Washington touchdown run, which put the Aztecs on top for good ... The 12.2-yard average per catch was also a career best (min. 2 rec.) ... **at San José State (Oct. 19)** ... Had three catches for 22 yards (7.3 avg.) in 57 offensive snaps at San José State, while also handling a punt return for zero yards ... **at UNLV (Oct. 26)** ... Made two catches for 15 yards (7.5 avg.) in a start at UNLV, logging 34 snaps on the offensive side of the ball ... Also excelled as a punt returner, returning four for 48 yards (12.0 avg.) with a long of 25 yards ... Ended up setting career highs in punt returns (4), punt return yards (48), punt return average (12.0) and long punt return (25) ... **vs. Nevada (Nov. 9)** ... Caught three passes for 32 yards (10.7 avg.) with a long of 18 yards in a start and 60 snaps vs. Nevada ... Also returned three punts for 17 yards (5.7 avg.) with a long return of nine yards ... **vs. Fresno State (Nov. 15)** ... Had a career-high eight catches for a career-best 119 yards against Fresno State in a start and 65 snaps, being named to the Pro Football Focus Mountain West Team of the Week for the first time of his career ... Became the 86th different 100-yard receiver in program history (328th occasion overall) ... Also returned two punts for zero yards ... **at Hawai'i (Nov. 23)** ... Had four catches for 32 yards (8.0 avg.) in 53 offensive snaps off the bench ... **vs. Brigham Young (Nov. 30)** ... Had team highs of four receptions and 78 yards (19.5 avg.) in a start and 53 snaps against Brigham Young ... Had a career-long 33-yard catch in the game, while his 19.5 average was also a career best (min. 2 rec.).

- **2018 (Redshirt):** Was named the team's offensive scout player of the year while using his redshirt campaign.
- **High School:** Was a two-year letter winner at nearby Christian High School in El Cajon, Calif. ... Helped the Patriots to a 8-3 record as a senior, including a 3-1 league mark ... Was a first-team all-league and all-county performer as a senior in 2017, when he had 57 catches for 888 yards (15.6 avg.) and 14 touchdowns (according to MaxPreps) ... Also was 2-for-2 passing for 102 yards and two touchdowns, while recording 35 tackles (25 solo), three interceptions and two fumble recoveries on defense ... Also was a shortstop on the baseball team and the point guard on the basketball squad.
- **Personal:** Jesse Thomas Eliseo Matthews was born Aug. 12, 1999, in San Diego ... Son of Tom and Jessica Matthews ... Is majoring in communication.

**Matthews' Career Statistics**

**Receiving**

Season	GP	GS	Rec.	Yds.	Avg.	Long	TD
2019	12	9	45	522	11.6	33	0
<b>Career</b>	<b>12</b>	<b>9</b>	<b>45</b>	<b>522</b>	<b>11.6</b>	<b>33</b>	<b>0</b>

**Punt Returns**

Season	GP	GS	No.	Yds.	Avg.	Long	TD
2019	12	7	11	78	7.1	25	0
<b>Career</b>	<b>12</b>	<b>7</b>	<b>11</b>	<b>78</b>	<b>7.1</b>	<b>25</b>	<b>0</b>

**Career/2019 Highs:** Receptions: 8 vs. Fresno State (11/15/19); Receiving Yards: 119 vs. Fresno State (11/15/19); Long Reception: 33 vs. Brigham Young (11/30/19); Carries: 1 vs. Utah State (9/21/19); Rushing Yards: 7 vs. Utah State (9/21/19); Long Rush: 7 vs. Utah State (9/21/19); Punt Returns: 4 at UNLV (10/26/19); Punt Return Yards: 48 at UNLV (10/26/19); Long Punt Return: 25 at UNLV (10/26/19); All-Purpose Yards: 119 vs. Fresno State (11/15/19).

**Matthews' Career Game-by-Game**

**Receiving**

Date	Opponent	GP	GS	No.	Yds.	Avg.	Lg.	TD	TD Lengths
A.31.19	Weber State	1	1	3	25	8.3	11	0	
S.7.19	at UCLA	1	1	5	59	11.8	20	0	
S.14.19	at New Mexico State	1	1	4	31	7.8	10	0	
S.21.19	Utah State*	1	0	1	20	20.0	20	0	
O.5.19	at Colorado State*	1	0	2	16	8.0	8	0	
O.12.19	Wyoming*	1	1	6	73	12.2	25	0	
O.19.19	at San José State*	1	1	3	22	7.3	10	0	
O.26.19	at UNLV*	1	1	2	15	7.5	10	0	
N.9.19	Nevada*	1	1	3	32	10.7	18	0	
N.15.19	Fresno State*	1	1	<b>8</b>	<b>119</b>	14.9	29	0	
N.23.19	at Hawai'i*	1	0	4	32	8.0	12	0	
N.30.19	Brigham Young*	1	1	4	78	<b>19.5</b>	<b>33</b>	0	

**Punt Returns**

Date	Opponent	GP	GS	No.	Yds.	Avg.	Lg.	TD	TD Lengths
A.31.19	Weber State	1		0	0	0.0	0	0	
S.7.19	at UCLA	1	*	0	0	0.0	0	0	
S.14.19	at New Mexico State	1		0	0	0.0	0	0	
S.21.19	Utah State*	1	*	1	13	13.0	13	0	
O.5.19	at Colorado State*	1		0	0	0.0	0	0	
O.12.19	Wyoming*	1		0	0	0.0	0	0	
O.19.19	at San José State*	1		1	0	0.0	0	0	
O.26.19	at UNLV*	1	*	<b>4</b>	<b>48</b>	<b>12.0</b>	<b>25</b>	0	
N.9.19	Nevada*	1	*	3	17	5.7	9	0	
N.15.19	Fresno State*	1	*	2	0	0.0	1	0	
N.23.19	at Hawai'i*	1	*	0	0	0.0	0	0	
N.30.19	Brigham Young	1	*	0	0	0.0	0	0	

*Bold indicates season high. \* - Mountain West game. GS - \* in this category the player was on the field the first time San Diego State was in the kick/punt return formation.*

**#54 CADEN MCDONALD**

**Linebacker • Sophomore • 6-3 • 230 • Haslet, Texas • Northwest HS**

- **At San Diego State:** Young, skilled linebacker who is coming off a solid spring campaign ... Played mainly on special teams last year, but should play more this year ... Enters the Brigham Young game as the starting "Sam" linebacker.
- **2019 (Sophomore):** Has played in 12 games, making nine starts ... Has 30 tackles (13 solo) with 5.5 tackles for loss, 2.5 sacks, an interception, a pass breakup, a fumble recovery, six quarterback hurries and a touchdown on special teams ... Is tied for third in FBS in punt return touchdowns (1, off a blocked punt) ... vs. Weber State (Aug. 31) ... Started the opener with Weber State for the first time of his career, making two tackles (one solo) in 35 snaps and adding a quarterback hurry ... **at UCLA (Sept. 7)** ... Had a career-high four tackles (three solo), including 0.5 tackles for loss, and a quarterback hurry in 52 snaps off the bench at UCLA after entering the game with four career stops in 14 games ... Also recovered a fumble after a Kyahva Tezino sack, his first of the career ... The turnover led to a Ryan Agnew 34-yard touchdown pass to Kobe Smith ... **at New Mexico State (Sept. 14)** ... Registered one assisted tackle in 17 snaps off the bench at New Mexico State ... **vs. Utah State (Sept. 21)** ... Had an assisted tackle, which went down as 0.5 TFL, and a quarterback hurry vs. Utah State in 16 snaps ... **at Colorado State (Oct. 5)** ... Started for the second time of his career at Colorado State, making a career-high-tying four tackles, including a career-high 1.5 tackles for loss and 0.5 sacks, in 41 snaps ... The 1/2 sack was the first of his career ... **vs. Wyoming (Oct. 12)** ... Came up with four tackles in a start across 48 snaps against Wyoming ... **at San José State (Oct. 19)** ... Started again at San José State, playing all 54 snaps, and making two tackles with an interception ... The interception, which was returned 11 yards, was the first of his career and set up SDSU for victory formation late in the fourth quarter ... **at UNLV (Oct. 26)** ... Had an assisted tackle and a pass breakup in a fourth straight start at UNLV in 69 defensive snaps, while recovering a blocked punt by Trenton Thompson for a touchdown ... It was SDSU's first block punt return for a touchdown since Thompson returned Kaelin Himphill's block vs. Air Force on Oct. 12, 2018 ... The touchdown gave SDSU a 14-0 lead ... **vs. Nevada (Nov. 9)** ... Earned the start once again vs. Nevada, making five tackles (three solo), including a tackle for loss, while playing all 56 snaps ... **vs. Fresno State (Nov. 15)** ... Had a solo tackle in a start and 30 snaps vs. Fresno State ... **at Hawai'i (Nov. 23)** ... Had four solo tackles, including a career highs of 2.0 sacks and 2.0 tackles for loss for nine yards in a start and 44 snaps at Hawai'i ... **vs. Brigham Young (Nov. 30)** ... Came up with an assisted tackle and two quarterback hurries in a start over 53 snaps vs. Brigham Young.
- **2018 (Freshman):** Played in the team's 13 games of the season, mainly on special teams ... Had two tackles (one solo) ... Logged 26 defensive snaps on the season ... Made his collegiate debut in the opener at No. 13/13 Stanford, but did not record a stat ... Played three snaps and on special teams ... Also played statless special teams time vs. Sacramento State ... Had his first career tackle against No. 23/25 Arizona State, making the stop on defense, where he played five snaps ... Had seven statless snaps vs. Eastern Michigan ... Did not record a stat in special teams action at rv/No. 24 Boise State, vs. Air Force and against San José State ... Played one defensive snap at Nevada ... Also played on special teams at New Mexico, against UNLV, at Fresno State and against Hawai'i ... Had an assisted tackle in 10 defensive snaps against Ohio in the DXL Frisco Bowl.
- **2017 (Redshirt):** Utilized his redshirt season.
- **High School:** Three-year letter winner at Northwest High School in Justin, Texas ... According

to MaxPreps, recorded three interceptions, two fumble recoveries, a forced fumble and a blocked punt over his career ... Totaled a school-record 290 tackles over his career ... Was a first-team all-state selection ... Was a two-time first-team all-district pick ... Was an academic all-state honoree ... Named a Dallas-Fort Worth (DFW) defensive player-of-the-year nominee ... Was the team's defensive player of the year three times ... A three-star recruit by ESPN, 247sports and Scout, and a two-star recruit by Rivals ... Received a grade of 80 by 247sports and 72 from ESPN ... Scout had him as the 10th-best linebacker recruit in the talent-rich state of Texas 2017 recruiting class ... Also was a four-year letter winner for the track & field team, qualifying for the state meet, as well as the district, area and regional championships.

- **Personal:** Caden Blaine McDonald was born Aug. 13, 1998, in Phoenix, Ariz. ... Son of Mike and Jill McDonald ... Picked SDSU over numerous other offers, including Army West Point, Air Force, North Texas, UTSA, Bowling Green, Fresno State, Northwestern State, Lamar, Brown, Cornell and Penn ... A kinesiology major with an emphasis as a fitness specialist.

**McDonald's Career Statistics**

Season	GP	GS	UA	A	TT	TFL	Sk	Int.	PBU	FF	FR
2018	13	0	1	1	2	0.0	0.0	0	0	0	0
2019	12	9	13	17	30	5.5	2.5	1	1	0	1
<b>Career</b>	<b>25</b>	<b>9</b>	<b>14</b>	<b>18</b>	<b>32</b>	<b>5.5</b>	<b>2.5</b>	<b>1</b>	<b>1</b>	<b>0</b>	<b>1</b>

**Career/2019 Highs:** Tackles: 5 vs. Nevada (11/9/19); Tackles For Loss: 2.0 at Hawai'i (11/23/19); Sacks: 2.0 at Hawai'i (11/23/19); Interceptions: 1 at San José State (10/19/19); Pass Breakups: 1 at UNLV (10/26/19); Fumble Recoveries: 1 at UCLA (9/7/19).

**McDonald's Career Game-by-Game**

Date	Opponent	GP	GS	UA	A	TT	TFL	Sk.	Int.	PBU	FF	FR
A.31.18	at No. 13/13 Stanford	1	0	0	0	0	0.0	0.0	0	0	0	0
S.8.18	Sacramento State	1	0	0	0	0	0.0	0.0	0	0	0	0
S.15.18	No. 23/25 Arizona State	1	0	1	0	1	0.0	0.0	0	0	0	0
S.22.18	Eastern Michigan	1	0	0	0	0	0.0	0.0	0	0	0	0
O.6.18	at rv/No. 24 Boise State*	1	0	0	0	0	0.0	0.0	0	0	0	0
O.12.18	Air Force*	1	0	0	0	0	0.0	0.0	0	0	0	0
O.20.18	San José State*	1	0	0	0	0	0.0	0.0	0	0	0	0
O.27.18	at Nevada*	1	0	0	0	0	0.0	0.0	0	0	0	0
N.3.18	at New Mexico*	1	0	0	0	0	0.0	0.0	0	0	0	0
N.10.18	UNLV*	1	0	0	0	0	0.0	0.0	0	0	0	0
N.17.18	at Fresno State*	1	0	0	0	0	0.0	0.0	0	0	0	0
N.24.18	Hawai'i*	1	0	0	0	0	0.0	0.0	0	0	0	0
D.19.18	vs. Ohio#	1	0	0	1	1	0.0	0.0	0	0	0	0
A.31.19	Weber State	1	1	1	1	2	0.0	0.0	0	0	0	0
S.7.19	at UCLA	1	0	3	1	4	0.5	0.0	0	0	0	1
S.14.19	at New Mexico State	1	0	0	1	1	0.0	0.0	0	0	0	0
S.21.19	Utah State*	1	0	0	1	1	0.5	0.0	0	0	0	0
O.5.19	at Colorado State*	1	1	1	3	4	1.5	0.5	0	0	0	0
O.12.19	Wyoming*	1	1	0	4	4	0.0	0.0	0	0	0	0
O.19.19	at San José State*	1	1	0	2	2	0.0	0.0	1	0	0	0
O.26.19	at UNLV*	1	1	0	1	1	0.0	0.0	0	1	0	0
N.9.19	Nevada*	1	1	3	2	5	1.0	0.0	0	0	0	0
N.15.19	Fresno State*	1	1	1	0	1	0.0	0.0	0	0	0	0
N.23.19	at Hawai'i*	1	1	4	0	4	2.0	2.0	0	0	0	0
N.30.19	Brigham Young	1	1	0	1	1	0.0	0.0	0	0	0	0

*Bold indicates season high. \* - Mountain West game. # - 2018 DXL Frisco Bowl (Toyota Stadium; Frisco, Texas).*

**#33 PATRICK MCMORRIS**

**Aztec • TR-Freshman • 6-0 • 180 • Santa Ana, Calif. • Santa Ana HS**

- **At San Diego State:** Has impressed the coaching staff in his first college camp ... Enters the Hawai'i game as the backup at the signature Aztec position in Rocky Long's 3-3-5 defense.
- **2019 (True Freshman):** Has played in eight games this season on special teams without recording a stat ... Logged special teams snaps in the opener with Weber State and at UCLA, but did not find the stat sheet ... Did not play at New Mexico State, against Utah State, at Colorado State or vs. Wyoming ... Came back to play on special teams at San José State, at UNLV, vs. Nevada, vs. Fresno State, at Hawai'i and vs. Brigham Young.
- **High School:** Spent one season at Santa Ana High School, where he led the team to a 10-3

record and 5-0 league mark en route to a conference crown ... Ran for 1,801 yards and 23 touchdowns on 141 carries (12.8 avg.) in 2018, while catching 17 passes for 375 yards (22.1 avg.) and another two scores, according to MaxPreps ... On the defensive side, recorded 99 tackles and two interceptions, while returning eight punts for 187 yards (23.4 avg.) on special teams ... Spent his previous two years (2016-17) at Godinez High School in Santa Ana, Calif., where he rushed for 2,287 yards on 354 carries (6.5 avg.) and 28 touchdowns, caught 28 passes for 272 yards (9.7 avg.) and two touchdowns, and had 53 tackles, five interceptions, one forced fumble, one fumble recovery and one pass breakup ... A three-star recruit by 247sports, receiving a grade of 80.

- **Personal:** Picked San Diego State over Cal Poly, Sacramento State and Weber State ... Is undecided on a major.

**McMorris' Career Statistics**

Season	GP	GS	UA	A	TT	TFL	Sk	Int.	PBU	FF	FR
2019	8	0	0	0	0	0.0	0.0	0	0	0	0
<b>Career</b>	<b>8</b>	<b>0</b>	<b>0</b>	<b>0</b>	<b>0</b>	<b>0.0</b>	<b>0.0</b>	<b>0</b>	<b>0</b>	<b>0</b>	<b>0</b>

**Career/2019 Highs:**

**#58 CONNOR MITCHELL**

**Defensive End • Sophomore • 6-5 • 260 • Island Lakes, Ill. • Wauconda HS**

- **At San Diego State:** Young, athletic defensive end who continues to learn the 3-3-5 defense ... Signed with the 2017 class out of high school and joined the Aztecs early for the spring season ... Was a defensive tackle in 2017, but moved to defensive end for the 2018 season where he backed up senior Anthony Luke with teammate Keshawn Banks ... Enters the New Mexico Bowl game as the backup to senior Myles Cheatum at one of the defensive end positions.
- **2019 (Sophomore):** Has played in all 12 games on the season, making four tackles (three solo), including a 3-yard loss ... Played six statless snaps against Weber State in the opener and 13 at UCLA ... **at New Mexico State (Sept. 14)** ... Had a 3-yard tackle for loss in 16 snaps off the bench at New Mexico State ... Was held off the stat sheet in 14 snaps off the bench vs. Utah State, in 13 snaps at Colorado State and in three snaps vs. Wyoming ... **at San José State (Oct. 19)** ... Made two tackles (one solo) in 17 offensive snaps at San José State ... Played 18 statless snaps at UNLV ... Also did not record a stat in 14 snaps against Nevada, 20 snaps vs. Fresno State and 13 snaps at Hawai'i ... **vs. Brigham Young (Nov. 30)** ... Had a solo tackle in 23 snaps off the bench vs. Brigham Young.
- **2018 (Freshman):** Played in all 13 games on the season, making eight tackles (four solo), including a tackle for loss, and three quarterback hurries in 229 snaps ... Logged his first collegiate snaps (21) in the opener at No. 13/13 Stanford ... Had his first stat - a solo tackle - the following week against Sacramento State across 17 snaps ... Did not find the stat sheet in playing time in 17 snaps against No. 23/25 Arizona State ... Had 15 snaps without recording a stat vs. Eastern Michigan ... Had two tackles (one solo) in 20 snaps at rv/No. 24 Boise State ... Recorded a career-high three tackles (two solo) with a tackle for loss in 35 snaps against Air Force ... Did not find the stat sheet in 17 snaps against San José State ... Played 20 snaps on defense at Nevada, making one assisted tackle ... Did not record a stat in nine snaps at New Mexico ... Played 12 snaps vs. UNLV without finding the stat sheet ... Had a solo tackle in 11 snaps at Fresno State ... Logged nine snaps vs. Hawai'i, registering a quarterback hurry ... Played 22 snaps in the Frisco Bowl vs. Ohio, where he had two quarterback hurries.
- **2017 (Redshirt):** Ended up redshirting his first season at SDSU.
- **High School:** Earned three letters at Wauconda High School in Wauconda, Ill. ... Was an all-state, all-area, all-conference and the team MVP for the Bulldogs ... Led the league in sacks as a senior ... Helped lead Wauconda HS to two playoff appearances over this three years ... A three-star recruit by Rivals and a two-star recruit by Scout ... Also earned all-academic honors with at least a 3.5 GPA each semester ... Also played baseball with the Bulldogs.
- **Personal:** Connor Mitchell was born March 23, 1998, in Barrington, Ill. ... Son of Andy and Becky Mitchell ... Was also recruited by Air Force, Boise State, Colorado, North Carolina, Purdue and Northwestern ... Is majoring in communication.

**Mitchell's Career Statistics**

Season	GP	GS	UA	A	TT	TFL	Sk	Int.	PBU	FF	FR
2018	13	0	4	4	8	1.0	0.0	0	0	0	0
2019	12	0	3	1	4	1.0	0.0	0	0	0	0
<b>Career</b>	<b>25</b>	<b>0</b>	<b>7</b>	<b>5</b>	<b>12</b>	<b>2.0</b>	<b>0.0</b>	<b>0</b>	<b>0</b>	<b>0</b>	<b>0</b>

**Career Highs:** Tackles: 3 vs. Air Force (10/12/18); Tackles For Loss: 1.0 at New Mexico State

(9/14/19), vs. Air Force (10/12/18).

**2019 Highs:** Tackles: 2 at San José State (10/19/19); Tackles For Loss: 1.0 at New Mexico State (9/14/19).

### Mitchell's Career Game-by-Game (Stats Only)

Date	Opponent	GP	GS	UA	A	TT	TFL	Sk.	Int.	PBU	FF	FR
5.8.18	Sacramento State	1	0	1	0	1	0.0	0.0	0	0	0	0
0.6.18	at rv/No. 24 Boise State*	1	0	1	1	2	0.0	0.0	0	0	0	0
0.12.18	Air Force*	1	0	2	1	3	1.0	0.0	0	0	0	0
0.27.18	at Nevada*	1	0	0	1	1	0.0	0.0	0	0	0	0
N.17.18	at Fresno State*	1	0	0	1	1	0.0	0.0	0	0	0	0
S.14.19	at New Mexico State	1	0	1	0	1	1.0	0.0	0	0	0	0
0.19.19	at San José State*	1	0	1	1	2	0.0	0.0	0	0	0	0
N.30.19	Brigham Young	1	0	1	0	1	0.0	0.0	0	0	0	0

*Bold indicates season high. \* - Mountain West game. # - 2018 DXL Frisco Bowl (Toyota Stadium; Frisco, Texas).*

## #13 ISAIAH RICHARDSON

Wide Receiver • Sophomore • 6-1 • 190 • Palmdale, Calif. • Chaminade Prep

- **At San Diego State:** Speedy, athletic receiver who is not afraid of contact ... Burst onto the scene with three catches for 58 yards in his first career game against Ohio in the 2018 DXL Frisco Bowl ... Enters the weekend second on the depth chart at the 'Z' receiver position ... Also plays on special teams.
- **2019 (Sophomore):** Has played in all 12 games in a reserve role ... Has nine catches for 119 yards (13.2 avg.) with a 49-yard touchdown ... **vs. Weber State (Aug. 31)** ... Played nine snaps off the bench against Weber State in the opener without recording a stat ... **at UCLA (Sept. 7)** ... Then logged two statless snaps at UCLA, while seeing time on special teams ... **at New Mexico State (Sept. 14)** ... Played 12 statless snaps at New Mexico State ... **vs. Utah State (Sept. 21)** ... Had a productive game in just 12 snaps vs. Utah State, making three catches for a career-high 65 yards (21.7 avg.) with a 49-yard touchdown ... The touchdown was the first of his career, while the three receptions tied a career best ... The 49-yard catch from Ryan Agnew was SDSU's longest passing play this season ... The touchdown brought the Aztecs to within six points at 23-17 late in the fourth quarter ... **at Colorado State (Oct. 5)** ... Made a 5-yard grab in 11 snaps at Colorado State ... **vs. Wyoming (Oct. 12)** ... Did not make a catch in 16 snaps against Wyoming ... **at San José State (Oct. 19)** ... Caught an 8-yard pass at San José State in 16 snaps, which went for a first down ... **at UNLV (Oct. 26)** ... Logged 19 statless snaps at UNLV ... **vs. Nevada (Nov. 9)** ... Made a 11-yard grab in 14 snaps vs. Nevada ... **vs. Fresno State (Nov. 15)** ... Had two catches for 17 yards (8.5 avg.) in 31 snaps against Fresno State with a long of nine yards ... **at Hawai'i (Nov. 23)** ... Had a 13-yard reception in six snaps off the bench at Hawai'i ... **vs. Brigham Young (Nov. 30)** ... Logged four statless snaps against Brigham Young.
- **2018 (Freshman):** Made the most out of his one appearance, making three catches for 58 yards (19.3 avg.) with a long of 30 yards ... Did not play the first 12 games of the season, but was on the travel squad for games vs. Air Force, San José State, Fresno State and Hawai'i ... Made his first career appearance against Ohio in the DXL Frisco Bowl, making three catches for 58 yards (19.3 avg.) with a long of 30 yards in just nine snaps.
- **2017 (Redshirt):** Redshirted his first year at San Diego State.
- **High School:** Earned three varsity letters at Chaminade College Preparatory School in West Hills, Calif. ... Caught 23 passes for 259 yards and one touchdown during his junior season ... Earned second-team all-Mission League honors ... Was listed as a three-star recruit by ESPN and Scout, and a two-star recruit by Rivals and 247sports ... Received a grade of 79 by 247sports and a 71 by ESPN ... Ranked 27th among wide receiver prospects in the state of California and 39th in the West by Scout ... Also competed in basketball and track and field as a prep.
- **Personal:** Michael Isaiah Richardson was born May 23, 1999, in San Diego, Calif. ... Son of Michael and Eveite Richardson ... Drew interest from Washington, Colorado, Oregon State, Fresno State and San José State during the recruiting process ... Is majoring in kinesiology with an emphasis as a fitness specialist.

### Richardson's Career Statistics

#### Receiving

Season	GP	GS	Rec.	Yds.	Avg.	Long	TD
2018	1	0	3	58	19.3	30	0
2019	12	0	9	119	13.2	49	1
<b>Career</b>	<b>13</b>	<b>0</b>	<b>12</b>	<b>177</b>	<b>14.8</b>	<b>49</b>	<b>1</b>

**Career Highs:** Receptions: 3 vs. Utah State (9/21/19), vs. Ohio (12/19/18); Receiving Yards: 65 vs. Utah State (9/21/19); Receiving Touchdowns: 1 vs. Utah State (9/21/19); Long Reception: 49 vs. Utah State (9/21/19).

**2019 Highs:** Receptions: 3 vs. Utah State (9/21/19); Receiving Yards: 65 vs. Utah State (9/21/19); Receiving Touchdowns: 1 vs. Utah State (9/21/19); Long Reception: 49 vs. Utah State (9/21/19).

### Richardson's Career Game-by-Game (Games Played Only)

#### Receiving

Date	Opponent	GP	GS	No.	Yds.	Avg.	Lg.	TD	TD Lengths
D.19.18	vs. Ohio#	1	0	3	58	19.3	30	0	
A.31.19	Weber State	1	0	0	0	0.0	0	0	
S.7.19	at UCLA	1	0	0	0	0.0	0	0	
S.14.19	at New Mexico State	1	0	0	0	0.0	0	0	
S.21.19	Utah State*	1	0	3	65	21.7	49	1	49
0.5.19	at Colorado State*	1	0	1	5	5.0	5	0	
0.12.19	Wyoming*	1	0	0	0	0.0	0	0	
0.19.19	at San José State*	1	0	1	8	8.0	8	0	
0.26.19	at UNLV*	1	0	0	0	0.0	0	0	
N.9.19	Nevada*	1	0	1	11	11.0	11	0	
N.15.19	Fresno State*	1	0	2	17	8.5	9	0	
N.23.19	at Hawai'i*	1	0	1	13	13.0	13	0	
N.30.19	Brigham Young	1	0	0	0	0.0	0	0	

*Bold indicates season high. \* - Mountain West game. # - 2018 DXL Frisco Bowl (Toyota Stadium; Frisco, Texas).*

## #20 RASHAD SCOTT

Warrior • Sophomore • 6-2 • 195 • San Diego, Calif. • Helix HS

- **At San Diego State:** Young, smart player who logged time on special teams last year ... After the spring was second on the depth chart at the signature 'Aztec' position in Rocky Long' 3-3-5 defense, but suffered an offseason injury and only recently began playing again ... Is listed as the backup Field Warrior to Tariq Thompson heading into the Central Michigan game ... Also sees time on special teams.
- **2019 (Sophomore):** Has played in seven games on the season, missing the first four with an offseason injury and the San Jose State with another injury ... Has two tackles (one solo) and a fumble recovery ... Missed the games with Weber State, UCLA, New Mexico State and Utah State ... Returned to play on special teams at Colorado State ... **vs. Wyoming (Oct. 12)** ... Came up with a solo tackle and a fumble recovery on an Aztec punt against Wyoming ... The fumble recovery was the first of his career ... Did not travel for the San José State game ... **at UNLV (Oct. 26)** ... Returned to play at UNLV, making an assisted tackle in his first career two defensive snaps ... **vs. Nevada (Nov. 9)** ... Played one defensive snap and on special teams against Nevada ... Played on special teams without recording a stat vs. Fresno State, at Hawai'i and against Brigham Young.
- **2018 (True Freshman):** Played in the final 11 games of the season as a true freshman, making one tackle on special teams ... Was on the travel squad for all 13 games ... Did not play at No. 13/13 Stanford or against Sacramento State ... Made his debut on special teams vs. No. 23/25 Arizona State and played the final 10 after the ASU game ... Lone tackle was a solo stop at Fresno State.
- **High School:** Lettered three years at nearby Helix High School in La Mesa, Calif. ... Helped the Highlanders to a 34-7 (.829) record over the three years, including a state championship appearance and 13-2 record in 2017 ... Had eight interceptions and 11 pass deflections in 2017 on defense ... A three-star recruit as an athlete by Rivals and a three-star recruit at wide receiver by 247sports.
- **Personal:** Rashad Dewayne Scott was born Nov. 8, 2000, in San Diego ... Son of Rickey and Caroline Scott ... According to Rivals, chose the Aztecs over other offers from Fresno State, Brigham Young, Wyoming, Utah State, UNLV, Hawai'i and San José State ... Undecided on a major.

**Scott's Career Statistics**

Season	GP	GS	UA	A	TT	TFL	Sk	Int.	PBU	FF	FR
2018	11	0	1	0	1	0.0	0.0	0	0	0	0
2019	7	0	1	1	2	0.0	0.0	0	0	0	1
<b>Career</b>	<b>18</b>	<b>0</b>	<b>2</b>	<b>1</b>	<b>3</b>	<b>0.0</b>	<b>0.0</b>	<b>0</b>	<b>0</b>	<b>0</b>	<b>1</b>

**Career Highs:** Tackles: 1 at UNLV (10/26/19), vs. Wyoming (10/12/19), at Fresno State (11/17/18); Fumble Recoveries: 1 vs. Wyoming (10/12/19).

**2019 Highs:** Tackles: 1 at UNLV (10/26/19), vs. Wyoming (10/12/19); Fumble Recoveries: 1 vs. Wyoming (10/12/19).

**Scott's Career Game-by-Game (Stats Only)**

Date	Opponent	GP	GS	UA	A	TT	TFL	Sk.	Int.	PBU	FF	FR
N.17.18	at Fresno State	1	0	1	0	1	0.0	0.0	0	0	0	0
0.12.19	Wyoming*	1	0	1	0	1	0.0	0.0	0	0	0	1
0.26.19	at UNLV*	1	0	0	1	1	0.0	0.0	0	0	0	0

*Bold indicates season high. \* - Mountain West game.*

**#46 MICHAEL SHAWCROFT**

**Linebacker • TR-Freshman • 6-2 • 225 • San Diego, Calif. • Helix HS**

- **At San Diego State:** True freshman, who has impressed the coaching staff early with his speed and tenacity ... Is listed second on the depth chart at middle linebacker behind MW Defensive Player-of-the-Year candidate Kyahva Tezino.
- **2019 (True Freshman):** Has played on special teams in the team's 12 games and three snaps on the defensive side ... Has five tackles (three solo) ... Leads the Aztecs with five tackles on special teams, along with Trenton Thompson ... Logged special teams snaps in his first career game in the opener with Weber State, making one tackle on the punt unit ... Also played on special teams at UCLA, New Mexico State and Utah State without recording a stat ... Played his first career snaps on defense, logging three statless ones at Colorado State ... Played statless time on special teams vs. Wyoming ... Logged a solo stop at San José State on the punt unit ... Did not record a stat at UNLV ... Had an assisted tackle against Nevada on special teams ... Had a pair of tackles (one solo) on special teams vs. Fresno State ... Played statless special teams snaps at Hawai'i and against Brigham Young.
- **High School:** Played three seasons at nearby Helix High School in La Mesa, the same high school as current Aztecs Carson Baker and Rashad Scott ... Scored seven touchdowns over his high school career on offense (according to MaxPreps, which didn't list defensive stats) ... Led Helix HS to five shutouts in 2017 ... Was the 2018 CIF San Diego Section Defensive Player of the Year and a two-time all-CIF first-team selection (2017-18) ... Was a three-star recruit by ESPN and 247sports, and a two-star prospect by Rivals ... Received a grade of 81 by 247sports and 75 by ESPN.
- **Personal:** Michael Anthony Shawcroft was born Nov. 30, 2000, in San Diego, Calif. ... Son of Jack and Liz Shawcroft. ... Committed to the Aztecs early in the process over offers from Army West Point, Utah State, Nevada, Hawai'i, Air Force, UNLV, Brown, Columbia, Dartmouth, Harvard, Penn, Princeton, Yale and Holy Cross ... Is planning on majoring in physics with career plans of becoming an astronomer.

**Shawcroft's Career Statistics**

Season	GP	GS	UA	A	TT	TFL	Sk	Int.	PBU	FF	FR
2019	12	0	3	2	5	0.0	0.0	0	0	0	0
<b>Career</b>	<b>12</b>	<b>0</b>	<b>3</b>	<b>2</b>	<b>5</b>	<b>0.0</b>	<b>0.0</b>	<b>0</b>	<b>0</b>	<b>0</b>	<b>0</b>

**Career/2019 Highs:** Tackles: 2 vs. Fresno State (11/15/19).

**Shawcroft's Career Game-by-Game (Stats Only)**

Date	Opponent	GP	GS	UA	A	TT	TFL	Sk.	Int.	PBU	FF	FR
A.31.19	Weber State	1	0	1	0	1	0.0	0.0	0	0	0	0
0.19.19	at San José State*	1	0	1	0	1	0.0	0.0	0	0	0	0
N.9.19	Nevada*	1	0	0	1	1	0.0	0.0	0	0	0	0
N.15.19	Fresno State*	1	0	1	1	2	0.0	0.0	0	0	0	0

*Bold indicates season high. \* - Mountain West game.*

**#92 KOBE SMITH**

**Wide Receiver • Sophomore • 6-2 • 190 • Compton, Calif. • Junipero Serra HS**

- **At San Diego State:** Played right away as a true freshman in 2018 after a fantastic fall camp ... Has great hands and is a good route runner ... Also sees action in the punt return game ... Enters the weekend as the starting 'X' receiver position.
- **Sophomore (2019):** Has played in the team's 12 games this season, starting the last nine contests ... Has 57 receptions for 673 yards (11.8 avg.) and four touchdowns ... Leads SDSU in catches (57), yards (673) and touchdown catches (4) ... Ranks seventh in the Mountain West in receptions per game (4.75, 74th in FBS) ... Has four touchdown catches in 12 games, one more than the top Aztec receivers had all last season (Tim Wilson Jr. and Fred Trevillion, 3) ... **vs. Weber State (Aug. 31)** ... Saw action in the opener with Weber State, making an 8-yard grab in 25 snaps off the bench ... **at UCLA (Sept. 7)** ... Had a career-game at UCLA, setting career highs with seven receptions, 131 yards and 18.7 catch average, while scoring his first career touchdown ... Became the 85th different 100-yard receiver in program history (325th occasion overall) ... Was named to the Pro Football Focus Mountain West Team of the Week for the first time of his career ... Entered the game with nine career receptions for 121 yards ... The 34-yard touchdown catch put SDSU up, 17-7, in the third quarter and was the longest reception of his career ... **at New Mexico State (Sept. 14)** ... Had three catches for 26 yards (8.7 avg.) with a long of 13 yards at New Mexico State in 16 snaps ... **vs. Utah State (Sept. 21)** ... Earned his first start of the season and third of his career vs. Utah State, making seven catches for 102 yards and a touchdown ... The seven catches tied a career high, while the 102 yards were the second most of his career ... The 25-yard touchdown reception was his second of the season (and career) and came on a fourth-and-16 situation ... **at Colorado State (Oct. 5)** ... Had another big game in a start at Colorado State with seven receptions for 101 yards and two touchdowns, being named to the Pro Football Focus Mountain West Team of the Week ... Became the first Aztec with back-to-back 100-yard receiving games since Ezell Ruffin had three straight in 2013 ... Is now one of 40 players in program history with at least three 100-yard receiving games ... It was his third 100-yard receiving game over the previous four contests ... The touchdowns were his third and fourth of the season (and career) ... The seven receptions tied a career best ... **vs. Wyoming (Oct. 12)** ... Caught five passes for 39 yards (7.8 avg.) with a long of 18 yards in a start against Wyoming ... Was on the field in 65 of the team's 72 snaps vs. the Cowboys ... **at San José State (Oct. 19)** ... Started again at San José State, recording four catches for 29 yards (7.3 avg.) with a long of nine yards in 61 snap ... **at UNLV (Oct. 26)** ... Had seven catches for 78 yards (11.1 avg.) with a long catch of 26 yards in 40 snaps in a start at UNLV ... Caught seven passes for a fourth time this season ... **vs. Nevada (Nov. 9)** ... Had a game-high five catches for 40 yards (8.0 avg.) with a long of 12 yards in a start and 55 snaps against Nevada ... **vs. Fresno State (Nov. 15)** ... Had two catches for 26 yards (13.0 avg.) in a start and 25 snaps against Fresno State with a long of 19 yards ... **at Hawai'i (Nov. 23)** ... Made six catches for 74 yards in a start and 37 snaps at Hawai'i ... **vs. Brigham Young (Nov. 30)** ... Made three receptions for 19 yards (6.3 avg.) with a long of 10 yards against Brigham Young, where he started and played 54 snaps.
- **True Freshman (2018):** Played in 12 games at wide receiver, starting twice ... Had nine catches for 113 yards (12.6 avg.) with a long of 32 yards ... Came in for eight snaps in the opener at No. 13/13 Stanford, but did not record a stat ... Recorded his first career catch - a 5-yarder - in playing time (10 snaps) against Sacramento State ... Did not record a stat in three snaps against No. 23/25 Arizona State ... Had a career high two catches for 27 yards (13.5 avg.) with a long of 16 vs. Eastern Michigan, logging 11 offensive snaps ... Did not find the stat sheet in 14 snaps at rv/No. 24 Boise State, while fair catching punts after an earlier fumble by another player ... Had a key 32-yard catch on a third-and-5 late in the fourth quarter against Air Force ... SDSU eventually scored on the drive to hold onto a 21-17 victory ... Ended up setting career highs in receiving yards (32) and long reception (32) ... Earned his first career start against San José State, but did not make a catch ... Had a 10-yard catch at Nevada, logging 21 snaps ... Played 12 statless snaps at New Mexico ... Tied a career high with two catches for 14 yards (7.0 avg.) in just nine snaps vs. UNLV ... Started for the second time of his career at Fresno State, but did not register a stat ... Did not play for the first time of his career against Hawai'i ... Tied a career high with two catches for 25 yards (12.5 avg.) with a long of 18 vs. Ohio in the DXL Frisco Bowl over 18 snaps.
- **High School:** Played four seasons of varsity at Junipero Serra High School in Gardena, Calif. ... According to MaxPreps, finished with 119 receptions over the last three years for 1,914 yards (16.1 avg.) and 17 touchdowns ... Over his final two seasons totaled 107 catches for 1,689 yards (15.8 avg.) and 13 touchdowns ... Earned all-league honors each of his final three years ... A consensus three-star recruit by Rivals, 247sports and ESPN ... Received an ESPN scout grade of 78.

• **Personal:** Kobe L. Smith was born July 27, 2000, in Compton, Calif. ... Son of Anthony Smith and Julia Boyer ... According to Rivals, picked the Aztecs over other offers from USC, Notre Dame, Oregon, Washington State, Nebraska, Arizona, Fresno State, Oregon State, Rutgers, Illinois and San José State ... Is a communication major.

**K. Smith's Career Statistics**

**Receiving**

Season	GP	GS	Rec.	Yds.	Avg.	Long	TD
2018	12	2	9	113	12.6	32	0
2019	12	9	57	673	11.8	42	4
<b>Career</b>	<b>24</b>	<b>11</b>	<b>66</b>	<b>786</b>	<b>11.9</b>	<b>42</b>	<b>4</b>

**Career/2019 Highs:** Receptions: 7, four times; Receiving Yards: 131 at UCLA (9/7/19); Receiving Touchdowns: 2 at Colorado State (10/5/19); Long Reception: 42 at Colorado State (10/5/19).

**K. Smith's Career Game-by-Game**

**Receiving**

Date	Opponent	GP	GS	No.	Yds.	Avg.	Lg.	TD	TD Lengths
A.31.18	at No. 13/13 Stanford	1	0	0	0	0.0	0	0	
S.8.18	Sacramento State	1	0	1	5	5.0	5	0	
S.15.18	No. 23/25 Arizona State	1	0	0	0	0.0	0	0	
S.22.18	Eastern Michigan	1	0	2	27	13.5	16	0	
O.6.18	at rv/No. 24 Boise State*	1	0	0	0	0.0	0	0	
O.12.18	Air Force*	1	0	1	32	32.0	32	0	
O.20.18	San José State*	1	1	0	0	0.0	0	0	
O.27.18	at Nevada*	1	0	1	10	10.0	10	0	
N.3.18	at New Mexico*	1	0	0	0	0.0	0	0	
N.10.18	UNLV*	1	0	2	14	7.0	8	0	
N.17.18	at Fresno State*	1	1	0	0	0.0	0	0	
N.24.18	Hawai'i*	--- Did Not Play ---							
D.19.18	vs. Ohio#	1	0	2	25	12.5	18	0	
A.31.19	Weber State	1	0	1	8	8.0	8	0	
S.7.19	at UCLA	1	0	7	131	18.7	34	1	34
S.14.19	at New Mexico State	1	0	3	26	8.7	13	0	
S.21.19	Utah State*	1	1	7	102	14.6	25	1	25
O.5.19	at Colorado State*	1	1	7	101	14.4	42	2	8, 8
O.12.19	Wyoming*	1	1	5	39	6.8	19	0	
O.19.19	at San José State*	1	1	4	29	7.3	9	0	
O.26.19	at UNLV*	1	1	7	78	11.1	26	0	
N.9.19	Nevada*	1	1	5	40	8.0	12	0	
N.15.19	Fresno State*	1	1	2	26	13.0	19	0	
N.23.19	at Hawai'i*	1	1	6	74	12.3	25	0	
N.30.19	Brigham Young	1	1	3	19	6.3	10	0	

*Bold indicates season high. \* - Mountain West game. # - 2018 DXL Frisco Bowl (Toyota Stadium; Frisco, Texas).*

**#71 KYLE SPALDING**

**Left Tackle • Junior • 6-6 • 300 • McKinleyville, Calif. • McKinleyville HS**

- **At San Diego State:** Was recruited to SDSU as a tight end, but moved to offensive line in the fall of 2017 ... Continues to get bigger and has seen more action as his career has worn on ... Enters the Central Michigan game in a battle for the starting left tackle spot with Jacob Capra.
- **2019 (Junior):** Was named to the Pro Football Focus Mountain West Team of the week as an honorable-mention selection ... Started the team's first seven games at left tackle and 10 on the season, while playing in all 12 games ... Made his first career start at left tackle in the opener with Weber State and his fourth start overall ... Started again at UCLA, at New Mexico State, against Utah State, at Colorado State and vs. Wyoming ... Also started at San José State, playing 24 snaps before being subbed out ... Played on special teams at UNLV ... Played four snaps in big packages and on the field goal/PAT unit against Nevada ... Started at left tackle each of the next three games against Fresno State, at Hawai'i and against Brigham Young.
- **2018 (Sophomore):** Played in all 13 games, mainly on special teams ... Did start the final three games of the season at right tackle ... Played on special teams at No. 13/13 Stanford, and against Sacramento State, No. 23/25 Arizona State, Eastern Michigan, at rv/No. 24 Boise State, Air Force, San José State, at Nevada, at New Mexico and vs. UNLV ... Started for the first

time of his career at Fresno State, playing all 49 snaps at right tackle where he posted the second-highest grade on the offensive line (according to Pro Football Focus) ... Started again against Hawai'i and vs. Ohio in the DXL Frisco Bowl.

- **2017 (Freshman):** Played in three games during the season, totaling 44 snaps (according to Pro Football Focus) off the bench ... Did not play in the first eight games of the season ... Made his collegiate debut at Hawai'i, logging six snaps ... Followed with 36 snaps at San José State ... Did not play against Nevada ... Logged two snaps vs. New Mexico ... Did not play in the Armed Forces Bowl vs. Army West Point.
- **2016 (Redshirt):** Redshirted his first season as a tight end.
- **High School:** Earned two letters at McKinleyville High School in McKinleyville, Calif. ... Played quarterback for the Panthers, going 352-for-617 for 5,103 yards and 54 touchdowns against just 15 interceptions over his final two years (according to MaxPreps) ... Also added 960 yards on the ground on 255 carries and an additional 22 scores ... Punted for McKinleyville at times as well, averaging 36.8 yards per boot on 30 career punts ... Was an all-county selection and team MVP ... A two-star recruit by both Rivals and Scout ... Also a three-year letter winner on the baseball team and a one-time basketball letter winner ... A scholar-athlete
- **Personal:** Kyle Lucas Spalding was born Aug. 8, 1998, in Port Huron, Mich. ... Son of Warren and Carla Spalding ... Also received an offer from Nevada and Humboldt State ... Is majoring in criminal justice.

**Spalding's Career Statistics**

Season	GP	GS
2017	3	0
2018	13	3
2019	12	10
<b>Career</b>	<b>28</b>	<b>13</b>

**Spalding's Career Game-by-Game**

Date	Opponent	GP	GS/POS
S.2.17	UC Davis		--- Did Not Play ---
S.9.17	at Arizona State		--- Did Not Play ---
S.16.17	No. 19/19 Stanford		--- Did Not Play ---
S.23.17	at Air Force*		--- Did Not Play ---
S.30.17	Northern Illinois		--- Did Not Play ---
O.7.17	at UNLV*		--- Did Not Play ---
O.14.17	Boise State*		--- Did Not Play ---
O.21.17	Fresno State*		--- Did Not Play ---
O.28.17	at Hawai'i*	1	
N.4.17	at San José State*	1	
N.18.17	Nevada*		--- Did Not Play ---
N.24.17	New Mexico*	1	
D.23.17	vs. Army West Point+		--- Did Not Play ---
A.31.18	at No. 13/13 Stanford	1	
S.8.18	Sacramento State	1	
S.15.18	No. 23/25 Arizona State	1	
S.22.18	Eastern Michigan	1	
O.6.18	at rv/No. 24 Boise State*	1	
O.12.18	Air Force*	1	
O.20.18	San José State*	1	
O.27.18	at Nevada*	1	
N.3.18	at New Mexico*	1	
N.10.18	UNLV*	1	
N.17.18	at Fresno State*	1	RT
N.24.18	Hawai'i*	1	RT
D.19.18	vs. Ohio#	1	RT
A.31.19	Weber State	1	LT
S.7.19	at UCLA	1	LT
S.14.19	at New Mexico State	1	LT
S.21.19	Utah State*	1	LT
O.5.19	at Colorado State*	1	LT
O.12.19	Wyoming*	1	LT
O.19.19	at San José State*	1	LT
O.26.19	at UNLV*	1	
N.9.19	Nevada*	1	

Date	Opponent	GP	GS/POS
N.15.19	Fresno State*	1	LT
N.23.19	at Hawai'i*	1	LT
N.30.19	Brigham Young	1	LT

\* - Mountain West game. + - 2017 Lockheed Martin Armed Forces Bowl (Amon Carter Stadium; Fort Worth, Texas). #- 2018 DXL Frisco Bowl (Toyota Stadium; Frisco, Texas).

## #66 JONAH TAVAI (tuh-VIE) DT • Sophomore • 6-0 • 315 • Manhattan Beach, Calif. • El Camino College

- **At San Diego State:** Has contributed right away, playing right away after starting fall camp late in the fall ... Big body, who continues to learn the 3-3-5 defense ... An excellent run stopper ... Enters the weekend second on the depth chart behind Cameron Thomas.
- **2019 (Sophomore):** Has played all 12 games, starting once ... Has 14 tackles (six solo), including 2.0 tackles for loss and 1.5 sacks ... **vs. Weber State (Aug. 31)** ... Had a solo tackle in the opener against Weber State in six snaps ... **at UCLA (Sept. 7)** ... Also had a solo stop in 14 snaps at UCLA ... **at New Mexico State (Sept. 14)** ... Played six statless snaps at New Mexico State ... **vs. Utah State (Sept. 21)** ... Had a pair of solo tackles against Utah State in 18 snaps ... **at Colorado State (Oct. 5)** ... Registered an assisted stop in 11 snaps at Colorado State ... **vs. Wyoming (Oct. 12)** ... Played three snaps without recording a stat vs. Wyoming ... **at San José State (Oct. 19)** ... Had two assisted tackles, including 0.5 tackles for loss, in 10 snaps at San José State ... **at UNLV (Oct. 26)** ... Had a career-high three tackles at UNLV, along with his first piece of a sack (0.5) and 0.5 tackles for loss in 16 snaps ... **vs. Nevada (Nov. 9)** ... Played nine snaps vs. Nevada without recording a stat ... **vs. Fresno State (Nov. 15)** ... Recorded two assisted tackles in 16 snaps vs. Fresno State ... **at Hawai'i (Nov. 23)** ... Started for the first time of his career at Hawai'i, making two solo tackles, including a 4-yard sack (and tackle for loss) in 19 snaps ... The sack came on the first snap in his first career start ... **vs. Brigham Young (Nov. 30)** ... Saw action in 22 statless snaps vs. Brigham Young.
- **2017 (at El Camino College):** Spent one year at El Camino College, where he was a second-team all-league pick and an honorable-mention All-American ... Helped the Warriors make the semifinals of the state playoffs.
- **High School:** Was a three-year letter winner at Mira Costa High School, but played four years, starting as a 13-year-old freshman ... Was a three-time first-team all-league pick ... Also was the league's MVP and defensive MVP ... Was a two-time all-area honoree and an all-CIF selection ... Also was a Top 25 high school rugby player for two years ... Also competed on the track and field team as a thrower.
- **Personal:** Jonah David Tavai born Dec. 13, 2000, in Inglewood, Calif. ... Son of William and Nafanva Tavai ... Brother, Jahlan, is a linebacker for the Detroit Lions, while another brother, Justus, plays defensive line for Hawai'i ... Picked the Aztecs over other offers from Iowa State and San José State, among others ... Undecided on a major.

### Tavai's Career Statistics

Season	GP	GS	UA	A	TT	TFL	Sk	Int.	PBU	FF	FR
2019	12	1	6	8	14	2.0	1.5	0	0	0	0
<b>Career</b>	<b>12</b>	<b>1</b>	<b>6</b>	<b>8</b>	<b>14</b>	<b>2.0</b>	<b>1.5</b>	<b>0</b>	<b>0</b>	<b>0</b>	<b>0</b>

**Career/2019 Highs:** Tackles: 3 at UNLV (10/26/19); Tackles For Loss: 1.0 at Hawai'i (11/23/19); Sacks: 1.0 at Hawai'i (11/23/19).

### Tavai's Career Game-by-Game

Date	Opponent	GP	GS	UA	A	TT	TFL	Sk.	Int.	PBU	FF	FR
A.31.19	Weber State	1	0	1	0	1	0.0	0.0	0	0	0	0
S.7.19	at UCLA	1	0	1	0	1	0.0	0.0	0	0	0	0
S.14.19	at New Mexico State	1	0	0	0	0	0.0	0.0	0	0	0	0
S.21.19	Utah State*	1	0	2	0	2	0.0	0.0	0	0	0	0
O.5.19	at Colorado State*	1	0	1	0	1	0.0	0.0	0	0	0	0
O.12.19	Wyoming*	1	0	0	0	0	0.0	0.0	0	0	0	0
O.19.19	at San José State*	1	0	0	2	2	0.5	0.0	0	0	0	0
O.26.19	at UNLV*	1	0	0	3	3	0.5	0.5	0	0	0	0
N.9.19	Nevada*	1	0	0	0	0	0.0	0.0	0	0	0	0
N.15.19	Fresno State*	1	0	0	2	2	0.0	0.0	0	0	0	0
N.23.19	at Hawai'i*	1	1	2	0	2	1.0	1.0	0	0	0	0
N.30.19	Brigham Young	1	0	0	0	0	0.0	0.0	0	0	0	0

Bold indicates season high. \* - Mountain West game.

## #44 KYAHVA TEZINO (key-AH-va Tuh-ZEENO)

Linebacker • Senior • 6-0 • 235 • Los Angeles, Calif. • Salesian HS

- **At San Diego State:** Explosive athlete, who enters his final season as an All-America and Mountain West Defensive Player-of-the-Year candidate ... Broke out with a solid second half of the season in 2017 as a sophomore ... Then had a dominant 2018 season ... Ranks eighth all-time at SDSU in assisted tackles (138) and 11th in tackles (287) ... Numbers over his last 30 games (all starts) - 279 tackles and 29.5 tackles for loss; numbers over his first 17 games (no starts) - eight tackles and 1.5 tackle for loss ... Has led the team or tied for the team lead in tackles 18 times for his career (all over the last 30 games), including four times this year and in 10 of the 13 games last season ... Has 11 double-digit tackle games for his career, including three this year.
- **2019 (Senior):** Has been named a Pro Football Focus Honorable-Mention All-American ... Also was named a first-team all-Mountain West selection for the second straight season, becoming just the fourth Aztec linebacker to earn multiple all-MW first team honors for his career, joining Calvin Munson (2015-16), Miles Burris (2010-11) and Kirk Morrison (2002-04) ... Also made the Pro Football Focus MW Team of the Year (first team) ... Was named to three national preseason watch lists, including the Chuck Bednarik Award (college defensive player of the year), Bronko Nagurski Award (defensive player of the year) and the Butkus Award (nation's best linebacker) ... Also was chosen to the College Football America Group of 5 Starting Lineup ... Was selected to the preseason first-team all-Mountain West by the league's media, Athlon Sports and Phil Steele Magazine ... Was deemed the 11th-rated draft eligible outside linebacker by Phil Steele Magazine ... Was chosen as a captain by his teammates ... Has 96 tackles (42 solo), 9.0 tackles for loss, 3.0 sacks, two forced fumbles, an interception, two pass breakups and 21 quarterback hurries ... Leads the team in tackles (96), quarterback hurries (21) and tackles on rush plays (67), 23 more than No. 2 on the team ... Ranks sixth in the Mountain West in tackles per game (8.00, 54th in FBS) and 10th in tackles for loss per game (0.75) ... Has been named to the Pro Football Focus Mountain West Team of the Week four times this year ... **vs. Weber State (Aug. 31)** ... Had six tackles (three solo) in a start in the opener with Weber State, adding a pass breakup and a quarterback hurry ... **at UCLA (Sept. 7)** ... Was named the Mountain West Defensive Player of the Week for the second time of his career, and also to the Pro Football Focus National Second-Team of the Week and the PFF MW Team of the Week for his play at UCLA when he came up with nine tackles (seven solo), to go along with one sack, 1.5 tackles for loss, a forced fumble and a quarterback hurry at UCLA ... The forced fumble was the first of his career ... **at New Mexico State (Sept. 14)** ... Registered seven tackles (three solo) with his first career interception and two quarterback hurries in a start at New Mexico State ... Named to the Pro Football Focus MW Team of the Week for a second straight week ... **vs. Utah State (Sept. 21)** ... Had eight tackles (five solo), including a 2-yard tackle for loss, and an impressive four quarterback hurries vs. Utah State ... **at Colorado State (Oct. 5)** ... Had a big game at Colorado State, making 13 tackles, including 2.5 tackles for loss, an 11-yard sack, a forced fumble and two quarterback hurries ... Finished with season highs in tackles (13) and tackles for loss (2.5), while tying season bests with a sack and a forced fumble ... **vs. Wyoming (Oct. 12)** ... Came up with six tackles and a quarterback hurry vs. Wyoming ... **at San José State (Oct. 19)** ... Had a team-high 10 tackles, including 0.5 tackles for loss, and two quarterback hurries at San José State, being named to the Pro Football Focus Mountain West Team of the Week ... **at UNLV (Oct. 26)** ... Had 10 tackles (four solo) and two quarterback hurries at UNLV ... Recorded his second straight double-digit tackle game, third of the season and 11th of his career ... **vs. Nevada (Nov. 9)** ... Had nine tackles, a sack, 2.5 tackles for loss and a quarterback hurry against Nevada, while being named to the Pro Football Focus Mountain West Team of the Week ... Tied for the team lead in tackles, making it 18 times he has led the team or tied for the team lead in tackles (all over the last 27 games) ... The 2.5 TFL tied a season high ... **vs. Fresno State (Nov. 15)** ... Came up with six tackles, including 0.5 tackles for loss, and a quarterback hurry against Fresno State ... **at Hawai'i (Nov. 23)** ... Made five tackles, including 0.5 tackles for loss, with a quarterback hurry at Hawai'i ... **vs. Brigham Young (Nov. 30)** ... Came up with seven tackles (four solo) and three quarterback hurries ... Now ranks eighth all-time at SDSU in assisted tackles (138) and 11th in tackles (287).
- **2018 (Junior):** Earned first-team all-Mountain West honors by the league's head coaches and media ... Also was named to the Pro Football Focus Mountain West Defensive Team of the Year ... Racked up numerous awards at the team's banquet, including the John Simcox Memorial Trophy Most Valuable Player, the Byron H. Chase Memorial Trophy Defensive Player of the Year and a Dr. R. Hardy/C.E. Peterson Memorial Trophy Captain Award ... Was a preseason fourth-team all-Mountain West selection by Athlon Sports ... Started the team's 13 games ... Had 127

tackles (70 solo), including 14.5 tackles for loss, 8.5 sacks and 17 quarterback hurries, all which led the team ... His 127 tackles were 24 more than No. 2 on the team and a remarkable 67 more than No. 3 ... His 127 tackles were the third most among an Aztec junior in program history and the eighth most in SDSU single-season history ... Also had two pass breakups ... Led SDSU in tackles on rush plays (96) ... Ranked 29th in FBS (1st in MW) in solo tackles per game (5.38), 26th (4th in MW) in tackles per game (9.77) and 35th (3rd in MW) in sacks per game (0.65) ... Was a team captain in five games ... Played in all 884 of the team's snaps on defense, the only player on either side of the ball to play every snap ... Had two different three-game streaks on the season with at least 10 tackles ... Opened his season with his third consecutive double-digit tackle game, recording 11 with 0.5 tackles for loss and a QBH at No. 13/13 Stanford ... For his efforts, was named to the Pro Football Focus Mountain West Team of the Week ... Tied for the team lead with seven stops (six solo), a 4-yard tackle for loss and two quarterback hurries in a start vs. Sacramento State ... Was named to the Pro Football Focus Mountain West Team of the Week for a second straight game ... Had another good game vs. No. 23/25 Arizona State, making nine tackles (five solo), two tackles for loss and a 2-yard sack ... The nine tackles led the team ... Came up with five tackles (three solo) and a pair of quarterback hurries in a start against Eastern Michigan ... Had a monster game at rv/No. 24 Boise State, making seven tackles (four solo), including a 7-yard sack (and TFL) and five quarterback hurries ... Was named the Mountain West Defensive Player of the Week for the first time of his career for his play against Air Force, posting a game- and season-high 15 tackles, including 10 solo stops, while adding a pass breakup and a quarterback hurry ... The 15 tackles were the second most of his career (17 vs. Army West Point on Dec. 23, 2017) ... Had a game-high 12 tackles, including eight solo stops, and 0.5 tackles for loss in a start as a captain against San José State ... Had six tackles (three solo) with one going for a loss in a start at Nevada, while adding a quarterback hurry ... Was named the Mountain West Defensive Player of the Week for the second time of the season at New Mexico, recording game highs of 12 tackles, 2.5 sacks, 3.5 tackles for loss and a quarterback hurry ... Both the 2.5 sacks and 3.5 tackles for loss were career highs ... Helped limit the Lobos to just 142 total yards, New Mexico's fewest since gaining 127 at Texas Tech on Sept. 15, 2012 and fewest in a home game since totaling 130 vs. No. 4 TCU on Nov. 27, 2010 ... Had a game-high 14 tackles (nine solo), a tackle for loss and two quarterback hurries in the start vs. UNLV ... Made a game-high 15 tackles, including a 4-yard sack (and tackle for loss), and added a pass breakup at Fresno State ... Had another good game vs. Hawai'i as a team captain, making seven solo tackles, including two sacks (and two tackles for loss) for 14 yards ... The seven tackles tied Parker Baldwin for the most on the team ... Registered seven tackles with two quarterback hurries vs. Ohio in the DXL Frisco Bowl.

- **2017 (Sophomore):** Played in 11 of the team's 13 games with five starts, all over the final five games ... Had 59 tackles (35 solo), six tackles for loss, two sacks, a pass breakup and six quarterback hurries ... Played in the opener vs. UC Davis, at Arizona State and vs. No. 19/19 Stanford without making the stat sheet ... Did not play at Air Force ... Played three snaps on defense against Northern Illinois without recording a stat ... Had an assisted tackle at UNLV ... Did not play vs. Boise State ... Had two tackles (both solo) vs. Fresno State ... Had a then career-high and team-high seven tackles in his first career start at Hawai'i after entering the game with eight total tackles in the first 17 games of his career ... Also added his first two quarterback hurries ... Had another big game the following week in a second straight start at San José State, making a then career-high nine tackles (six solo), a career-best two sacks, a then career-high 2.5 tackles for loss and two quarterback hurries ... For his efforts was named to the Pro Football Focus MW Team of the Week ... Registered nine tackles (five solo) with a 2-yard tackle for loss, a pass breakup and two quarterback hurries in a third straight start vs. Nevada ... Had a then career-high 14 tackles and tied a career high with 2.5 tackles for loss in a start vs. New Mexico ... Had a career-high 17 tackles with a quarterback hurry for loss against Army West Point in the Armed Forces Bowl, earning all-bowl honors from Sports Illustrated ... The 17 tackles were the most by an Aztec since Corey Boudreaux (21) and Andrew Preston (18) on Oct 11, 2008 vs. Air Force ... It was his second straight game with double-digits in tackles.
- **2016 (Freshman):** Played in 11 of the team's 14 games, mainly on special teams ... Had five tackles (two solo), including 1.5 sacks (and tackles for loss) for seven yards ... Played in the first three games of the season, including his first three defensive snaps in the opener against New Hampshire ... Did not play in the team's next three games ... Had his first career tackle - a 5-yard sack - in three snaps vs. San José State ... Had a career-high four tackles, including 0.5 sacks (and 0.5 TFL) in a career-best 18 snaps at Utah State ... Played his final three defensive snaps of the season the following week vs. Hawai'i without recording a stat ... Also played statless time at Nevada, at Wyoming, vs. Colorado State, at Wyoming in the Mountain West Championship and against Houston in the Las Vegas Bowl.
- **2015 (Redshirt):** Redshirted his first year at SDSU, where he was named the team's defensive

scout player of the year.

- **High School:** Starred on both sides of the ball in his three-year career at Salesian High School in Los Angeles, rushing for 1,704 yards and 13 touchdowns on 178 attempts (9.6 avg.) on offense and making 343 tackles (293 solo) and nine interceptions ... Led the team in tackles all three seasons, making 112 (99 solo) in 2014, 122 (96 solo) in 2013 and 109 (98 solo) in 2012 ... Rushed for 1,063 yards and six touchdowns on 115 carries (9.2 avg.) as a senior and 513 rushing yards and six touchdowns on 51 carries (10.1 avg.) as a junior ... Led the Mustangs to a 23-4 (.852) record from 2012-13 ... Was a four-star recruit by all four of the major recruiting services - ESPN, Rivals, Scout and 247sports ... Among linebackers, was rated as the 16th best by ESPN, 18th best by 247sports, 19th best by ESPN and 20th by Scout ... Received a grade of 93 by 247sports and an 81 by ESPN.
- **Personal:** Kyahva Montrell Tezino was born June 21, 1997, in Los Angeles, Calif. ... Son Charles and Kelly Tezino ... Picked the Aztecs over numerous offers, including Boise State, California, Arizona, Arizona State, Colorado, Colorado State, Miami (Fla.), SMU, UCLA, Utah, Washington, Washington State and Wisconsin ... Is majoring in interdisciplinary studies.

**Tezino's Career Statistics**

Season	GP	GS	UA	A	TT	TFL	Sk	Int.	PBU	FF	FR
2016	11	0	2	3	5	1.5	1.5	0	0	0	0
2017	11	5	35	24	59	6.0	2.0	0	1	0	0
2018	13	13	70	57	127	14.5	8.5	0	2	0	0
2019	12	12	42	54	96	9.0	3.0	1	1	2	0
<b>Career</b>	<b>47</b>	<b>30</b>	<b>149</b>	<b>138</b>	<b>287</b>	<b>31.0</b>	<b>15.0</b>	<b>1</b>	<b>4</b>	<b>2</b>	<b>0</b>

**Career Highs:** Tackles: 17 vs. Army West Point (12/23/17); Tackles For Loss: 3.5 at New Mexico (11/3/18); Sacks: 2.5 at New Mexico (11/3/18); Interceptions: 1 at New Mexico State (9/14/19); Pass Breakups: 1, four times; Forced Fumbles: 1 at Colorado State (10/5/19), at UCLA (9/7/19).

**2019 Highs:** Tackles: 13 at Colorado State (10/5/19); Tackles for Loss: 2.5 vs. Nevada (11/9/19), at Colorado State (10/5/19); Sacks: 1.0 vs. Nevada (11/9/19), at Colorado State (10/5/19), at UCLA (9/7/19); Interceptions: 1 at New Mexico State (9/14/19); Pass Breakups: 1 vs. Weber State (8/31/19); Forced Fumbles: 1 at Colorado State (10/5/19), at UCLA (9/7/19).

**Tezino's Career Game-by-Game**

Date	Opponent	GP	GS	UA	A	TT	TFL	Sk.	Int.	PBU	FF	FR
S.3.16	New Hampshire	1	0	0	0	0	0.0	0.0	0	0	0	0
S.10.16	California	1	0	0	0	0	0.0	0.0	0	0	0	0
S.17.16	at Northern Illinois	1	0	0	0	0	0.0	0.0	0	0	0	0
O.1.16	at South Alabama	--- Did Not Play ---										
O.8.16	UNLV*	--- Did Not Play ---										
O.14.16	at Fresno State*	--- Did Not Play ---										
O.21.16	San José State*	1	0	1	0	1	1.0	1.0	0	0	0	0
O.28.16	at Utah State*	1	0	2	2	4	0.5	0.0	0	0	0	0
N.5.16	Hawai'i*	1	0	0	0	0	0.0	0.0	0	0	0	0
N.12.16	at Nevada*	1	0	0	0	0	0.0	0.0	0	0	0	0
N.19.16	at Wyoming*	1	0	0	0	0	0.0	0.0	0	0	0	0
N.26.16	Colorado State*	1	0	0	0	0	0.0	0.0	0	0	0	0
D.3.16	at Wyoming@	1	0	0	0	0	0.0	0.0	0	0	0	0
D.17.16	vs. Houston^	1	0	0	0	0	0.0	0.0	0	0	0	0
S.2.17	UC Davis	1	0	0	0	0	0.0	0.0	0	0	0	0
S.9.17	at Arizona State	1	0	0	0	0	0.0	0.0	0	0	0	0
S.16.17	No. 19/19 Stanford	1	0	0	0	0	0.0	0.0	0	0	0	0
S.23.17	at Air Force*	--- Did Not Play ---										
S.30.17	Northern Illinois	1	0	0	0	0	0.0	0.0	0	0	0	0
O.7.17	at UNLV	1	0	0	1	1	0.0	0.0	0	0	0	0
O.14.17	Boise State*	--- Did Not Play ---										
O.21.17	Fresno State*	1	0	2	0	2	0.0	0.0	0	0	0	0
O.28.17	at Hawai'i*	1	1	4	3	7	0.0	0.0	0	0	0	0
N.4.17	at San José State*	1	1	6	3	9	2.5	2.0	0	0	0	0
N.18.17	Nevada*	1	1	5	5	9	1.0	0.0	0	1	0	0
N.24.17	New Mexico*	1	1	7	7	14	2.5	0.0	0	0	0	0
D.23.17	vs. Army West Point+	1	1	11	6	17	0.0	0.0	0	0	0	0
A.31.18	at No. 13/13 Stanford	1	1	4	7	11	0.5	0.0	0	0	0	0
S.8.18	Sacramento State	1	1	2	5	7	1.0	1.0	0	0	0	0
S.15.18	No. 23/25 Arizona State	1	1	5	4	9	2.0	1.0	0	0	0	0



Date	Opponent	GP	GS	UA	A	TT	TFL	Sk.	Int.	PBU	FF	FR
S.22.18	Eastern Michigan	1	1	3	2	5	0.0	0.0	0	0	0	0
O.6.18	at rv/No. 24 Boise State*	1	1	4	3	7	1.0	1.0	0	0	0	0
O.12.18	Air Force*	1	1	10	5	15	1.0	0.0	0	1	0	0
O.20.18	San José State*	1	1	8	4	12	0.5	0.0	0	0	0	0
O.27.18	at Nevada*	1	1	3	3	6	1.0	0.0	0	0	0	0
N.3.18	at New Mexico*	1	1	7	5	12	3.5	2.5	0	0	0	0
N.10.18	UNLV*	1	1	9	5	14	1.0	0.0	0	0	0	0
N.17.18	at Fresno State*	1	1	5	10	15	1.0	1.0	0	1	0	0
N.24.18	Hawai'i*	1	1	7	0	7	2.0	2.0	0	0	0	0
D.19.18	vs. Ohio#	1	1	3	4	7	0.0	0.0	0	0	0	0
A.31.19	Weber State	1	1	3	3	6	0.0	0.0	0	1	0	0
S.7.19	at UCLA	1	1	7	2	9	1.5	1.0	0	0	1	0
S.14.19	at New Mexico State	1	1	3	4	7	0.0	0.0	1	0	0	0
S.21.19	Utah State*	1	1	5	3	8	1.0	0.0	0	0	0	0
O.5.19	at Colorado State*	1	1	4	9	13	2.5	1.0	0	0	1	0
O.12.19	Wyoming*	1	1	2	4	6	0.0	0.0	0	0	0	0
O.19.19	at San José State*	1	1	3	7	10	0.5	0.0	0	0	0	0
O.26.19	at UNLV*	1	1	4	6	10	0.0	0.0	0	0	0	0
N.9.19	Nevada*	1	1	5	4	9	2.5	1.5	0	0	0	0
N.15.19	Fresno State*	1	1	0	6	6	0.5	0.0	0	0	0	0
N.23.19	at Hawai'i*	1	1	2	3	5	0.5	0.0	0	0	0	0
N.30.19	Brigham Young	1	1	4	3	7	0.0	0.0	0	0	0	0

*Bold indicates season high. \* - Mountain West game. @ - 2016 Mountain West Championship (War Memorial Stadium; Laramie, Wyo.). ^ - 2016 Las Vegas Bowl (Sam Boyd Stadium; Las Vegas, Nev.). + - 2017 Lockheed Martin Armed Forces Bowl (Amon Carter Stadium; Fort Worth, Texas). # - 2018 DXL Frisco Bowl (Toyota Stadium; Frisco, Texas).*

## #65 CAMERON THOMAS

**Defensive Tackle • RS-Freshman • 6-5 • 260 • Carlsbad, Calif. • Carlsbad HS**

• **At San Diego State:** Young, athletic linemen with a ton of potential ... An excellent pass rusher ... Entered 2019 as the starting defensive tackle, despite not having yet played a snap on defense.

• **2019 (Freshman):** Was named an all-Mountain West first-team selection as voted on by the league's coaches ... Was the only freshmen on the all-MW first team ... With teammate Myles Cheatum, two San Diego State defensive linemen landed on an all-conference first team for the first time since 1974 when it was in the five-team Pacific Coast Athletic Association ... Also made the Pro Football Focus Mountain West Team of the Year (first team) ... Has started 11 of the team's 12 games at defensive tackle and has played in all 12 ... Has 45 tackles, including 8.0 tackles for loss, 4.5 sacks, two pass breakups and 11 quarterback hurries ... Has been named to the Pro Football Focus Mountain West Team of the Week four times this season ... **vs. Weber State (Aug. 31)** ... Started the opener at defensive tackle against Weber State, playing 39 snaps and recording a pass breakup ... **at UCLA (Sept. 7)** ... Had his first four tackles (two solo) and 0.5 tackles for loss in a start at UCLA, logging 39 snaps ... **at New Mexico State (Sept. 14)** ... Had a big game in 49 snaps in a start at New Mexico State, making a career-high six tackles, and a career-best 1.5 sacks and 1.5 tackles for loss ... The 1.5 sacks were the first of his career ... **vs. Utah State (Sept. 21)** ... Made five tackles (two solo), including a 3-yard tackle for loss, with a quarterback hurry in a start and 56 snaps vs. Utah State ... **at Colorado State (Oct. 5)** ... Registered four tackles, including 0.5 sacks and 0.5 tackles for loss, in a start and 37 snaps at Colorado State, where he was named to the Pro Football Focus Mountain West Team of the Week ... **vs. Wyoming (Oct. 12)** ... Came up with six tackles (three solo) and two quarterback hurries in 51 of 54 snaps against Wyoming, being named to the Pro Football Focus Mountain West Team of the Week ... The six tackles tied a career high ... **at San José State (Oct. 19)** ... Registered four tackles (two solo) with 1.5 tackles for loss, 0.5 sacks and three quarterback hurries at San Jose State in 37 snaps, making the Pro Football Focus Mountain West Team of the Week for a third straight week ... **at UNLV (Oct. 26)** ... Came up with two assisted tackles in 57 snaps at UNLV ... **vs. Nevada (Nov. 9)** ... Registered six tackles (four solo), including a 7-yard sack (and tackle for loss), a pass breakup and a quarterback hurry in 47 snaps as a starter vs. Nevada, being named to the Pro Football Focus Mountain West Team of the Week ... The six tackles tied a career high ... **vs. Fresno State (Nov. 15)** ... Had three tackles, a sack and 1.5 tackles for loss in 40 snaps as a starter against Fresno State ... **at Hawai'i (Nov. 23)** ... Came off the bench for the first time of the season at Hawai'i after battling concussion-like symptoms in practice earlier in the

week ... Finished with three tackles (two solo) and a quarterback hurries in 48 snaps ... **vs. Brigham Young (Nov. 30)** ... Had a pair of tackles (one solo) with 0.5 tackles for loss and three quarterback hurries in a start and 62 snaps against Brigham Young.

- **2018 (Redshirt):** Was on the travel squad for three games ... Played on special teams against Ohio in the DXL Frisco Bowl, still saving his redshirt season by playing in only one game.
- **High School:** Played three years at local Carlsbad High School in Carlsbad, Calif. ... According to MaxPreps, recorded 88 tackles the final two years to go along with five tackles for loss, 9.5 sacks, a pass deflection and a fumble recovery ... On offense as a tight end had 22 receptions for 294 yards (13.4 avg.) and four touchdowns ... A three-star recruit by 247sports and a two-star recruit by Rivals.
- **Personal:** Cameron Thomas was born Jan. 7, 2000, in San Diego ... Son of Mike and Wendy Thomas ... Older brother, Zachary, started two games last year on the offensive line ... Also received offers from Oregon State, Wyoming and Navy ... Is undecided on a major.

### C. Thomas' Career Statistics

Season	GP	GS	UA	A	TT	TFL	Sk	Int.	PBU	FF	FR
2018	1	0	0	0	0	0.0	0.0	0	0	0	0
2019	12	11	19	26	45	8.0	4.5	0	2	1	0
<b>Career</b>	<b>13</b>	<b>11</b>	<b>19</b>	<b>26</b>	<b>45</b>	<b>8.0</b>	<b>4.5</b>	<b>0</b>	<b>2</b>	<b>1</b>	<b>0</b>

**Career/2019 Highs:** Tackles: 6 vs. Nevada (11/9/19), vs. Wyoming (10/12/19), at New Mexico State (9/14/19); Tackles For Loss: 1.5 vs. Fresno State (11/15/19), at San José State (10/19/19), at New Mexico State (9/14/19); Sacks: 1.5 at New Mexico State (9/14/19); Pass Breakups: 1 vs. Nevada (11/9/19), vs. Weber State (8/31/19); Forced Fumbles: 1 vs. Fresno State (11/15/19).

### C. Thomas' Career Game-by-Game

Date	Opponent	GP	GS	UA	A	TT	TFL	Sk.	Int.	PBU	FF	FR
D.19.18	vs. Ohio#	1	0	0	0	0	0.0	0.0	0	0	0	0
A.31.19	Weber State	1	1	0	0	0	0.0	0.0	0	1	0	0
S.7.19	at UCLA	1	1	2	2	4	0.5	0.0	0	0	0	0
S.14.19	at New Mexico State	1	1	1	5	6	1.5	1.5	0	0	0	0
S.21.19	Utah State*	1	1	2	3	5	1.0	0.0	0	0	0	0
O.5.19	at Colorado State*	1	1	1	3	4	0.5	0.5	0	0	0	0
O.12.19	Wyoming*	1	1	3	3	3	0.0	0.0	0	0	0	0
O.19.19	at San José State*	1	1	2	2	4	1.5	0.5	0	0	0	0
O.26.19	at UNLV*	1	1	0	2	2	0.0	0.0	0	0	0	0
N.9.19	Nevada*	1	1	4	2	6	1.0	1.0	0	1	0	0
N.15.19	Fresno State*	1	1	1	2	3	1.5	1.0	0	0	1	0
N.23.19	at Hawai'i*	1	0	2	1	3	0.0	0.0	0	0	0	0
N.30.19	Brigham Young	1	1	1	1	2	0.5	0.0	0	0	0	0

*Bold indicates season high. \* - Mountain West game. # - 2018 DXL Frisco Bowl (Toyota Stadium; Frisco, Texas).*

## #76 ZACHARY THOMAS

**Offensive Tackle • Junior • 6-5 • 300 • Carlsbad, Calif. • Carlsbad HS**

- **At San Diego State:** A local lineman out of Carlsbad High School who was in the mix for playing time in 2018 after working as a reserve in 2017 ... Has solid technique ... Entered 2018 as the projected starting right tackle, but can also play guard ... Tore his ACL in the third game of the 2018 season (his second straight start) and missed all of the 2019 spring season ... Started the season as the backup left tackle, but is now expected to start at right tackle this weekend vs. Central Michigan.
- **2019 (Junior):** Was chosen as an honorable-mention selection for the Pro Football Focus Mountain West Team of the Year ... Has played in 11 of the team's 12 games, starting the last eight at right tackle ... Did not play in the opener vs. Weber State ... Played on special teams (PAT/FG) the next three games at UCLA, New Mexico State and vs. Utah State ... Earned his first start of the season, first at offensive tackle and third of his career at Colorado State ... Started again at right tackle vs. Wyoming and at San José State ... Started at UNLV, where he was named to the Pro Football Focus Mountain West Team of the Week ... Also started vs. Nevada and against Fresno State ... Was named to the Pro Football Focus Second-Team National Team of the Week and the Pro Football Focus Team of the Week for his play at Hawai'i ... Also started against Brigham Young.
- **2018 (Sophomore):** Played in the first three games of the season, starting twice at right guard ... Played in the opener at No. 13/13 Stanford in big package situations and on special

teams ... Earned this first career start at right guard in the home opener vs. Sacramento State ... Also started at right guard vs. No. 23/25 Arizona State before exiting early with a knee injury ... Missed the rest of the season with the injury.

- **2017 (Freshman):** Played in all 13 games as a reserve ... Also came into block on PATs and field goals ... Logged 31 snaps on offense on the season, according to Pro Football Focus ... Played six snaps at Hawai'i, 23 at San José State and two against New Mexico.
- **2016 (Redshirt):** Redshirted his first year behind an offensive line that started four seniors and a junior.
- **High School:** Two-year letter winner at Carlsbad (Calif.) High School ... Alongside fellow 2016 recruit Troy Cassidy, helped lead Carlsbad to an Avocado West League championship and perfect 4-0 mark in league play in 2015 ... All-CIF San Diego Section first team offense and Avocado West League first team honoree his senior season after recording 47 tackles (4.7 per game), 34 solo, and a team-high 11 tackles for loss, according to MaxPreps ... Made three sacks ... Five or more solo tackles in three contests ... Notched two tackles for loss in four of 10 games ... A two-star recruit by Rivals and Scout ... Played in the Alex Spanos All-Star Football Classic.
- **Personal:** Zachary Robert Thomas was born May 26, 1998, in San Diego ... Son of Mike and Wendy Thomas ... Brother, Cameron, is a defensive lineman on the team ... Also received offers from Colorado State, Nevada, New Mexico and UNLV ... Is majoring in interdisciplinary studies.

**Za. Thomas' Career Statistics**

Season	GP	GS
2017	13	0
2018	3	2
2019	11	8
<b>Career</b>	<b>27</b>	<b>10</b>

**Za. Thomas' Career Game-by-Game**

Date	Opponent	GP	GS/POS
S.2.17	UC Davis	1	
S.9.17	at Arizona State	1	
S.16.17	No. 19/19 Stanford	1	
S.23.17	at Air Force*	1	
S.30.17	Northern Illinois	1	
O.7.17	at UNLV*	1	
O.14.17	Boise State*	1	
O.21.17	Fresno State*	1	
O.28.17	at Hawai'i*	1	
N.4.17	at San José State*	1	
N.18.17	Nevada*	1	
N.24.17	New Mexico*	1	
D.23.17	vs. Army West Point+	1	
A.31.18	at No. 13/13 Stanford	1	
S.8.18	Sacramento State	1	RG
S.15.18	No. 23/25 Arizona State	1	RG
S.22.18	Eastern Michigan	---	Did Not Play - Inj. ---
O.6.18	at rv/No. 24 Boise State*	---	Did Not Play - Inj. ---
O.12.18	Air Force*	---	Did Not Play - Inj. ---
O.20.18	San José State*	---	Did Not Play - Inj. ---
O.27.18	at Nevada*	---	Did Not Play - Inj. ---
N.3.18	at New Mexico*	---	Did Not Play - Inj. ---
N.10.18	UNLV*	---	Did Not Play - Inj. ---
N.17.18	at Fresno State*	---	Did Not Play - Inj. ---
N.24.18	Hawai'i*	---	Did Not Play - Inj. ---
D.19.18	vs. Ohio#	---	Did Not Play - Inj. ---
A.31.19	Weber State	---	Did Not Play - Inj. ---
S.7.19	at UCLA	1	
S.14.19	at New Mexico State	1	
S.21.19	Utah State*	1	
O.5.19	at Colorado State*	1	RT
O.12.19	Wyoming*	1	RT
O.19.19	at San José State*	1	RT
O.26.19	at UNLV*	1	RT
N.9.19	Nevada*	1	RT

Date	Opponent	GP	GS/POS
N.15.19	Fresno State*	1	RT
N.23.19	at Hawai'i*	1	RT
N.30.19	Brigham Young	1	RT

\* - Mountain West game. + - 2017 Lockheed Martin Armed Forces Bowl (Amon Carter Stadium; Fort Worth, Texas). # - 2018 DXL Frisco Bowl (Toyota Stadium; Frisco, Texas).

**#14 TARIQ THOMPSON (tah-REEK)**  
**Field Warrior • Junior • 6-0 • 200 • San Diego, Calif. • St. Augustine HS**

- **At San Diego State:** Athletic safety who impressed the coaching staff in fall camp in 2017 as a true freshman and started right away ... Reads the offense extremely well ... Is good in pass coverage ... Always seems to come up with the big play ... Will start at Field Warrior in Rocky Long's 3-3-5 defense ... Is tied for fifth all-time at SDSU in fumble recoveries (5) and tied for 10th in interceptions (10) ... Is tied for sixth among active FBS players in interceptions (10) and 19th in interceptions per game (0.26) ... Has started all 38 games since coming to San Diego State in 2017, which is the longest streak on either side of the ball ... Has the most career starts among any player on the Aztec defense (38) ... Father, Tracy, also played safety at San Diego State from 1982-85.
- **2019 (Junior):** Made the all-Mountain West second team for a third consecutive season as voted on by the league's coaches and media, becoming the first Aztec safety to make a MW first or second team three times in league history ... Also made the Pro Football Focus Mountain West Team of the Year (first team) ... Was on the Jim Thorpe Award Watch List, which goes out to the best defensive back in the country ... Was chosen as a preseason first-team all-Mountain West selection by the league's media, Athlon Sports and Phil Steele Magazine ... Phil Steele Magazine had him as the eight-rated draft eligible free safety ... Has started the team's 12 games this season at Field Warrior ... Has 51 tackles (41 solo), three tackles for loss, a sack, eight pass breakups, three fumble recoveries for 48 yards, three interceptions ... Is tied with Luq Barcoo and Dwayne Johnson Jr. for the most tackles on passing plays on the team (38) ... Is tied for sixth in SDSU single-season history in fumble recoveries (3) ... Is tied for first in the Mountain West (T-5th in FBS) with three fumble recoveries and tied for ninth with 0.92 passes defended (INT + PBU) per game ... Has been named to the Pro Football Focus Mountain West Team of the Week three times this year ... **vs. Weber State (Aug. 31)** ... Started for the 27th straight game at Field Warrior vs. Weber State, making five tackles (four solo), three pass breakups and an interception ... For his efforts, was named to the Pro Football Focus Mountain West Team of the Week ... The three PBUs tied a career high ... **at UCLA (Sept. 7)** ... Had another good outing at UCLA, recording six solo tackles, a fumble recovery and a pass breakup ... **at New Mexico State (Sept. 14)** ... Had two assisted tackles and returned a fumble 45 yards in the fourth quarter to effectively seal a 31-10 San Diego State win ... It was his second straight game with a fumble recovery ... **vs. Utah State (Sept. 21)** ... Came up with six tackles (five solo) and a 2-yard tackle for loss in a start vs. Utah State ... **at Colorado State (Oct. 5)** ... Had three tackles (one solo) and two pass breakups in a start at Colorado State ... **vs. Wyoming (Oct. 12)** ... Had four tackles (all solo) and a pass breakup vs. Wyoming en route to being named to the Pro Football Focus Mountain West Team of the Week ... **at San José State (Oct. 19)** ... Made four stops (three solo) with a pass breakup at San José State ... **at UNLV (Oct. 26)** ... Had two tackles (one solo) at UNLV, playing 70 of the 73 snaps ... Missed three snaps because of an injury, the first snaps he has missed all season ... **vs. Nevada (Nov. 9)** ... Had four tackles (three solo) in a start vs. Nevada ... **vs. Fresno State (Nov. 15)** ... Came up with three solo stops, a tackle for loss and an interception in a start vs. Fresno State ... The interception was his second this season and ninth of his career ... **at Hawai'i (Nov. 23)** ... Had three solo tackles at Hawai'i ... **vs. Brigham Young (Nov. 30)** ... Was named to the Pro Football Focus Mountain West Team of the Week for the third time of the season for his play against Brigham Young, when he had nine tackles (eight solo), a forced fumble, fumble recovery, interception, sack and tackle for loss ... The nine tackles tied a career high and were his most in a game this season ... The forced fumble was his first of the season and fourth of his career ... The fumble recovery was his third of the season (T-6th in SDSU single-season history) and fifth of his career (T-5th in program history) ... The interception was his third of the season and 10th of his career (T-10th in program history) ... The sack was the first of his career.
- **2018 (Sophomore):** Was named a second-team all-Mountain West selection for the second straight season, voted on by the league's coaches and media ... Also landed on the Pro Football Focus Mountain West Defensive Team of the Year for the second straight season ... Was a pre-season first-team all-Mountain West selection by the league's media and Street & Smith's, and a second-team pick by Athlon Sports and Phil Steele Magazine ... Started all of the team's 13

games for a second straight season ... Recorded 60 tackles (38 solo), including five tackles for loss, two interceptions for 41 yards, eight pass breakups, two forced fumbles and a fumble recovery ... Started for a 14th straight game at No. 13/13 Stanford in the opener, registering five tackles (three solo) with 0.5 TFL and a pass breakup ... Registered an assisted tackle in a start vs. Sacramento State ... Had four tackles (three solo) in a start vs. No. 23/25 Arizona State ... Made three solo tackles and added a pass breakup vs. Eastern Michigan, where he was named to the Pro Football Focus Mountain West Team of the Week ... Had four tackles and an interception at rv/No. 24 Boise State ... The interception was his first of the season ... Had a then season-high six tackles (four solo) in a start against Air Force ... Had two tackles and an interception returned for 41 yards in the fourth quarter against San José State en route to being named to the Pro Football Focus Mountain West Team of the Week ... The interception led to John Baron II's game-winning field goal ... The pick was his second in three games, second of the season and seventh of his career ... Had another good game in a start at Nevada, making four tackles (three solo), including a career-high two tackles for loss for nine yards and a pass breakup ... Made the Pro Football Focus Mountain West Team of the Week for his efforts ... Had a huge game in a start at New Mexico, making a season-high eight tackles (five solo) with 1.5 tackles for loss ... Landed on the Pro Football Focus Mountain West Team of the Week for a third straight week and team-leading fourth time of the season ... Had five solo stops and a forced fumble in a start vs. UNLV ... The forced fumble was his first of the season and second of his career ... Tied a season high with eight tackles at Fresno State, while adding a PBU ... Had a good game in the regular-season finale vs. Hawai'i, making three tackles (two solo), a forced fumble, fumble recovery and a career-high three pass breakups ... Came up with seven tackles (five solo), a 3-yard tackle for loss and a pass breakup vs. Ohio in the DXL Frisco Bowl.

- 2017 (True Freshman):** Was named a freshman All-American by both FWA and USA Today ... Also was a second-team all-Mountain West selection by the league's coaches and media ... Also was chosen as a Pro Football Focus first-team all-MW pick and a second-team all-MW pick by Phil Steele Magazine ... Earned the Co-Outstanding Freshman Award (with Keith Ismael) ... Started the team's 13 games, making 63 tackles (46 solo), with three tackles for a loss of 27 yards, five interceptions for 83 yards and a touchdown, a forced fumble, a fumble recovery, four pass breakups and three quarterback hurries ... Tied for the FBS lead among true freshmen with five interceptions, while ranking in a tie for second among all FBS freshmen ... Tied for the MW lead and tied for 15th nationally in interceptions per game (0.38) ... Was the only freshman in the country with multiple interceptions in multiple games ... His 63 tackles tied Trey Lomax (2014) for the most tackles among freshmen in the Rocky Long defensive coordinator era (since 2009) ... Became the first Aztec true freshman to start on defense against UC Davis since Leon McFadden started at Colorado State on Oct. 24, 2009 ... Was also the first SDSU true freshman to start an opener on defense since McFadden started the 2009 opener at UCLA ... Was the first Aztec true freshman to start on either side of the ball since current fullback Nick Bawden started at quarterback at Fresno State on Oct. 3, 2014 ... Had an impressive debut with a game-high-tying four tackles (all solo), including a 3-yard tackle for loss, an interception and a forced fumble ... The interception led to a John Baron II field goal to put the Aztecs up, 3-0 ... Had another good outing at Arizona State in a start, coming up with three solo tackles and a fumble recovery (first of career) ... Made two tackles (one solo) in a third straight start against No. 19/19 Stanford ... Had four tackles (three solo), including a 23-yard tackle for loss on a high snap on a punt at Air Force ... Finished with six tackles and a career-best two interceptions against Northern Illinois ... Had an 83-yard interception return for a touchdown, SDSU's longest since Leon McFadden had a 96-yard interception score at Fresno State on Sept. 29, 2012, the fourth longest by an Aztec since at least 1996 and tied for the 18th-longest interception in FBS play ... Came up with four stops (two solo) and a quarterback hurry in a sixth straight start at UNLV ... Had six tackles (five solo), while adding a pass breakup and a quarterback hurry in a start vs. Boise State ... Registered four tackles (three solo) in a start against Fresno State ... Had two tackles (one solo) in a start at Hawai'i ... Registered three tackles (one solo) in a start at San José State ... Made a career-high nine tackles (seven solo) vs. Nevada ... Was named the MW Defensive Player of the Week and to the Pro Football Focus MW Team of the Week for his play against New Mexico, when he had eight tackles (six solo), a career-high-tying two interceptions, a career-high two pass breakups and a tackle for loss ... Was one of four FBS players with multiple interceptions in multiple games and the only freshman on that list ... His eight-plus tackle game and two-plus interception contest was just the 11th in FBS play at the time and the only one by a freshman ... Finished his season with a career-high-tying nine tackles (seven solo), a pass breakup and a quarterback hurry against Army West Point in the Armed Forces Bowl.

- High School:** Earned four letters at St. Augustine High School here in San Diego ... Led the Saints to a pair of 10-3 seasons in 2015 and 2016 ... Finished his four-year career with 217

tackles (139 solo), four tackles for loss, 11 interceptions for 151 yards, 38 pass deflections, three forced fumbles, a fumble recovery, a sack and two blocked field goals, according to MaxPreps ... On the offensive side of the ball was used as a receiver, where he made 85 catches for 1,167 yards (13.7 avg.) and 15 touchdowns over the past three seasons ... Had a total of 17 touchdowns over his career, including 15 receiving, one interception and one kick return ... Was a two-time all-CIF selection and a three-time all-Eastern League pick ... A three-star recruit by ESPN, and a two-star recruit by Rivals and 247sports ... Received a grade of 78 by 247sports ... Also played basketball at St. Augustine High School.

- Personal:** Tariq Edward Thompson was born Aug. 9, 1999, in San Diego, Calif. ... Son of Anne Ford-Thompson ... Chose the Aztecs over offers from Fresno State and Northern Arizona ... Undecided on a major.

**Ta. Thompson's Career Statistics**

Season	GP	GS	UA	A	TT	TFL	Sk	Int.	PBU	FF	FR
2017	13	13	46	17	63	3.0	0.0	5	4	1	1
2018	13	13	38	22	60	5.0	0.0	2	8	2	1
2019	12	12	41	10	51	3.0	1.0	3	8	1	3
<b>Career</b>	<b>38</b>	<b>38</b>	<b>125</b>	<b>49</b>	<b>174</b>	<b>11.0</b>	<b>1.0</b>	<b>10</b>	<b>20</b>	<b>4</b>	<b>5</b>

**Career Highs:** Tackles: 9 vs. Brigham Young (11/30/19), Army West Point (12/23/17), vs. Nevada (11/18/17); Tackles For Loss: 2.0 at Nevada (10/27/18); Sacks: 1.0 vs. Brigham Young (11/30/19); Interceptions: 2 vs. New Mexico (11/24/17), vs. Northern Illinois (9/30/17); Pass Breakups: 3 vs. Weber State (8/31/19), vs. Hawai'i (11/24/18); Forced Fumbles: 1, four times; Fumble Recoveries: 1, five times; Defensive Touchdowns: 1 vs. Northern Illinois (9/30/17).

**2019 Highs:** Tackles: 9 vs. Brigham Young (11/30/19); Tackles For Loss: 1.0 vs. Brigham Young (11/30/19), vs. Fresno State (11/15/19), vs. Utah State (9/21/19); Sacks: 1.0 vs. Brigham Young (11/30/19); Interceptions: 1 vs. Brigham Young (11/30/19), vs. Fresno State (11/15/19), vs. Weber State (8/31/19); Pass Breakups: 3 vs. Weber State (8/31/19); Forced Fumbles: 1 vs. Brigham Young (11/30/19); Fumble Recoveries: 1 vs. Brigham Young (11/30/19), at New Mexico State (9/14/19), at UCLA (9/7/19).

**Ta. Thompson's Career Game-by-Game**

Date	Opponent	GP	GS	UA	A	TT	TFL	Sk.	Int.	PBU	FF	FR
S.2.17	UC Davis	1	1	4	0	4	1.0	0.0	1	0	1	0
S.9.17	at Arizona State	1	1	3	0	3	0.0	0.0	0	0	0	1
S.16.17	No. 19/19 Stanford	1	1	1	1	2	0.0	0.0	0	0	0	0
S.23.17	at Air Force*	1	1	3	1	4	1.0	0.0	0	0	0	0
S.30.17	Northern Illinois	1	1	4	2	6	0.0	0.0	2	0	0	0
O.7.17	at UNLV*	1	1	2	2	4	0.0	0.0	0	0	0	0
O.14.17	Boise State*	1	1	5	1	6	0.0	0.0	0	1	0	0
O.21.17	Fresno State*	1	1	3	1	4	0.0	0.0	0	0	0	0
O.28.17	at Hawai'i*	1	1	1	1	2	0.0	0.0	0	0	0	0
N.4.17	at San José State*	1	1	1	2	3	0.0	0.0	0	0	0	0
N.18.17	Nevada*	1	1	7	2	9	0.0	0.0	0	0	0	0
N.24.17	New Mexico*	1	1	6	2	8	1.0	0.0	2	2	0	0
D.23.17	vs. Army West Point+	1	1	7	2	9	0.0	0.0	0	1	0	0
A.31.18	at No. 13/13 Stanford	1	1	3	2	5	0.5	0.0	0	1	0	0
S.8.18	Sacramento State	1	1	3	3	6	0.0	0.0	0	0	0	0
S.15.18	No. 23/25 Arizona State	1	1	3	1	4	0.0	0.0	0	0	0	0
S.22.18	Eastern Michigan	1	1	3	0	3	0.0	0.0	0	1	0	0
O.6.18	at rv/No. 24 Boise State*	1	1	4	0	4	0.0	0.0	1	0	0	0
O.12.18	Air Force*	1	1	4	2	6	0.0	0.0	0	0	0	0
O.20.18	San José State*	1	1	0	2	2	0.0	0.0	1	0	0	0
O.27.18	at Nevada*	1	1	3	1	4	2.0	0.0	0	1	0	0
N.3.18	at New Mexico*	1	1	5	3	8	1.5	0.0	0	0	0	0
N.10.18	UNLV*	1	1	5	0	5	0.0	0.0	0	0	1	0
N.17.18	at Fresno State*	1	1	1	7	8	0.0	0.0	0	1	0	0
N.24.18	Hawai'i*	1	1	2	1	3	0.0	0.0	0	3	1	1
D.19.18	vs. Ohio#	1	1	5	2	7	1.0	0.0	0	1	0	0
A.31.19	Weber State	1	1	4	1	5	0.0	0.0	1	3	0	0
S.7.19	at UCLA	1	1	6	0	6	0.0	0.0	0	1	0	1
S.14.19	at New Mexico State	1	1	0	2	2	0.0	0.0	0	0	0	1
S.21.19	Utah State*	1	1	5	1	6	1.0	0.0	0	0	0	0
O.5.19	at Colorado State*	1	1	1	2	3	0.0	0.0	0	2	0	0
O.12.19	Wyoming*	1	1	4	0	4	0.0	0.0	0	1	0	0

Date	Opponent	GP	GS	UA	A	TT	TFL	Sk.	Int.	PBU	FF	FR
0.19.19	at San José State*	1	1	3	1	4	0.0	0.0	0	1	0	0
0.26.19	at UNLV*	1	1	1	1	2	0.0	0.0	0	0	0	0
N.9.19	Nevada*	1	1	3	1	4	0.0	0.0	0	0	0	0
N.15.19	Fresno State*	1	1	3	0	3	1.0	0.0	1	0	0	0
N.23.19	at Hawai'i*	1	1	3	0	3	0.0	0.0	0	0	0	0
N.30.19	Brigham Young	1	1	8	1	9	1.0	1.0	1	0	1	1

Bold indicates season high. \* - Mountain West game. + - 2017 Lockheed Martin Armed Forces Bowl (Amon Carter Stadium; Fort Worth, Texas). #- 2018 DXL Frisco Bowl (Toyota Stadium; Frisco, Texas).

### #18 TRENTON THOMPSON

Boundary Warrior • Junior • 6-2 • 200 • Palm Springs, Calif. • Palm Springs HS

- **At San Diego State:** Athletic, hard-hitting safety who backed up three-time all-Mountain West pick Malik Smith for most of the 2016 season as a true freshman ... Was sidelined with an injury in 2017, ultimately using his redshirt ... Returned to play in all 13 games last year with eight starts at the Boundary Warrior position ... Enters the weekend as the starting Boundary Warrior.
- **2019 (Junior):** Has played in 11 games, starting four times ... Has 42 tackles (32 solo) on the season, including two tackles for loss, two pass breakups and a blocked punt ... Leads the team with five tackles on the punt return unit and is tied for the team lead with five tackles on special teams ... vs. Weber State (Aug. 31) ... Came off the bench for 22 snaps vs. Weber State in the opener, logging one solo tackle ... at UCLA (Sept. 7) ... Had four tackles (two solo) in 37 snaps off the bench at UCLA ... at New Mexico State (Sept. 14) ... Had two solo stops in 15 snaps at New Mexico State ... vs. Utah State (Sept. 21) ... Made an assisted tackle in 21 snaps vs. Utah State ... at Colorado State (Oct. 5) ... Made three tackles (all solo) in 20 snaps on defense and on special teams ... vs. Wyoming (Oct. 12) ... Registered three assisted tackles in 25 snaps off the bench vs. Wyoming ... at San José State (Oct. 19) ... Started for the first time of the season at San José State and had a season-high five tackles (all solo), playing all 54 snaps on defense and most special teams units ... at UNLV (Oct. 26) ... Had a career-high 12 tackles and a career-best two tackles for loss along with his first career blocked punt at UNLV ... The blocked punt led to a Caden McDonald touchdown on a fumble recovery in the end zone ... Reached double digits in tackles for the first time of his career ... Entered the game with 19 tackles on the season without a TFL ... vs. Nevada (Nov. 9) ... Played 12 snaps as a starter with one tackle before being ejected for targeting ... vs. Fresno State (Nov. 15) ... Came up with a solo tackle and a pass breakup in a start against Fresno State, playing 27 snaps before exiting with an injury ... at Hawai'i (Nov. 23) ... Missed the Hawai'i game while recovering from concussion-like symptoms ... vs. Brigham Young (Nov. 30) ... Returned against Brigham Young to record nine tackles (eight solo) and pass breakup in 73 snaps off the bench ... Tied for the team lead with nine stops, his second time this season (and for his career) leading the team in tackles.
- **2018 (Sophomore):** Played in all 13 games with eight starts ... Had 57 tackles (30 solo), a sack, two tackles for loss, an interception, a forced fumble, two pass breakups and a blocked punt return for a touchdown ... Earned his first career start in the opener at No. 13/13 Stanford, where he had four tackles (two solo) and a pass breakup, playing all 65 snaps ... Had a then career-high six stops (three solo) vs. Sacramento State in another start ... Followed with a career-high seven tackles (six solo) and a 7-yard sack off the bench vs. No. 23/21 Arizona State, before being ejected with six seconds remaining for a targeting call ... The sack and tackle for loss were the first of his career ... Came up with four solo tackles in the second half against Eastern Michigan after having to miss the first half because of a targeting call vs. No. 23/21 Arizona State ... Started the second half vs. EMU and played 41 snaps ... Started at rv/No. 24 Boise State, making five tackles (two solo) ... Had two tackles in a start against Air Force, along with a touchdown on special teams, recovering Kaelin Himphill's blocked punt ... The return touchdown put SDSU on top, 14-9, eight seconds before halftime ... It was the Aztecs' first blocked punt since Kameron Kelly blocked one against UNLV on Sept. 27, 2014, and their first blocked punt return for a touchdown since Freddy Keiaho did so against New Mexico on Oct. 22, 2005 ... Started vs. San José State, where he made four tackles (two solo) ... Made three stops (one solo) in a start at Nevada ... Had two tackles (one solo) off the bench at New Mexico ... Made seven tackles (four solo) and a tackle for loss and his first career interception off the bench vs. UNLV en route to being named to the Pro Football Focus Mountain West Team of the Week ... The seven stops tied a career high ... Started at Fresno State, finishing the game with six tackles and a pass breakup ... In a start vs. Hawai'i recorded two tackles and a forced fumble, the first of his career ... The forced fumble came on a punt return and was recovered

- by Dwayne Johnson Jr. at the Hawai'i 5, which led to a Juwan Washington rushing touchdown ... Had five tackles off the bench against Ohio in the DXL Frisco Bowl.
- **2017 (Redshirt):** Had one solo tackle in three games ... Played in the opener off the bench against UC Davis, recording a solo stop ... Played at Arizona State and against No. 19/19 Stanford on special teams, but did not record a stat ... Missed the rest of the season with a leg injury, but was able to redshirt.
- **2016 (True Freshman):** Had nine tackles and a pass breakup on the season, despite playing in only eight games ... Was one of three true freshmen to play on defensive side of the ball (also Troy Cassidy and Kyrie Woods) ... According to Pro Football Focus, logged 47 snaps on the season ... Did not play and wasn't on the travel squad for the first five games of the season ... Was on the travel squad for the first time of the season at Fresno State, but did not play ... Had four tackles (three solo) in his first career game against San José State, all on special teams ... Ended up logging 13 stats on defense vs. the Spartans ... Had an assisted tackle at Utah State in five snaps ... Registered one solo tackle and had his first pass breakup against Hawai'i in a career-high 22 snaps ... Had an assisted tackle at Nevada ... Logged one snap, but did not record a stat at Wyoming ... Had a solo tackle on special teams against Colorado State ... Did not record a stat in three snaps and special teams action at Wyoming in the MW Championship game ... Logged a solo stop in three snaps vs. Houston in the Las Vegas Bowl.
- **High School:** Earned two letters and played three years at Palm Springs High School in Palm Springs, Calif. ... Helped the Indians go 24-3 (.889), including a 11-1 (.917) mark in league play over the past two years ... Led the 2015 squad to a CIF championship ... Logged 219 total tackles (134 solo) over his three years (according to MaxPreps), adding seven tackles for loss, four interceptions, seven pass deflections, six forced fumbles, two fumble recoveries, four blocked field goals and two blocked punts ... Also caught 16 passes for 325 yards (20.3 avg.) and three touchdowns as a senior in 2015 ... A three-star recruit by Scout and 247sports, and a two-star recruit by Rivals ... Received a grade of 87 by 247sports ... Scout ranked him as the 15th-best outside linebacker in the 2016 class and the 23rd best on the West Coast.
- **Personal:** Trenton Thompson was born Dec. 18, 1997, in Palm Springs, Calif. ... Chose the Aztecs over offers from Colorado State, Nevada, Northern Arizona, UNLV, Utah State and Wyoming ... Is majoring in social science.

#### Tr. Thompson's Career Statistics

Season	GP	GS	UA	A	TT	TFL	Sk	Int.	PBU	FF	FR
2016	8	0	6	3	9	0.0	0.0	0	1	0	0
2017	3	0	1	0	1	0.0	0.0	0	0	0	0
2018	13	8	30	27	57	2.0	1.0	1	2	1	0
2019	11	4	32	10	42	2.0	0.0	0	2	0	0
<b>Career</b>	<b>35</b>	<b>12</b>	<b>69</b>	<b>40</b>	<b>109</b>	<b>4.0</b>	<b>1.0</b>	<b>1</b>	<b>5</b>	<b>1</b>	<b>0</b>

**Career Highs:** Tackles: 12 at UNLV (10/26/19); Tackles For Loss: 2.0 at UNLV (10/26/19); Sacks: 1.0 vs. No. 23/25 Arizona State (9/15/18); Interceptions: 1 vs. UNLV (11/10/18); Pass Breakups: 1, five times; Forced Fumbles: 1 vs. Hawai'i (11/24/18); Block Punts: 1 at UNLV (10/26/19); Punt Return Touchdowns: 1 vs. Air Force (10/12/18).

**2019 Highs:** Tackles: 12 at UNLV (10/26/19); Tackles For Loss: 2.0 at UNLV (10/26/19); Pass Breakups: 1 vs. Brigham Young (11/30/19), vs. Fresno State (11/15/19); Block Punts: 1 at UNLV (10/26/19).

#### Tr. Thompson's Career Game-by-Game

Date	Opponent	GP	GS	UA	A	TT	TFL	Sk.	Int.	PBU	FF	FR
S.3.16	New Hampshire											
S.10.16	California											
S.17.16	at Northern Illinois											
0.1.16	at South Alabama											
0.8.16	UNLV*											
0.14.16	at Fresno State*											
0.21.16	San José State*	1	0	3	1	4	0.0	0.0	0	0	0	0
0.28.16	at Utah State*	1	0	0	1	1	0.0	0.0	0	0	0	0
N.5.16	Hawai'i*	1	0	1	0	1	0.0	0.0	0	0	0	0
N.12.16	at Nevada*	1	0	0	1	1	0.0	0.0	0	0	0	0
N.19.16	at Wyoming*	1	0	0	0	0	0.0	0.0	0	0	0	0
N.26.16	Colorado State*	1	0	1	0	1	0.0	0.0	0	0	0	0
D.3.16	at Wyoming@	1	0	0	0	0	0.0	0.0	0	0	0	0
D.17.16	vs. Houston^	1	0	1	0	1	0.0	0.0	0	0	0	0
S.2.17	UC Davis	1	0	1	0	1	0.0	0.0	0	0	0	0
S.9.17	at Arizona State	1	0	0	0	0	0.0	0.0	0	0	0	0

Date	Opponent	GP	GS	UA	A	TT	TFL	Sk.	Int.	PBU	FF	FR
S.16.17	No. 19/19 Stanford	1	0	0	0	0	0.0	0.0	0	0	0	0
S.23.17	at Air Force*											
S.30.17	Northern Illinois											
O.7.17	at UNLV*											
O.14.17	Boise State*											
O.21.17	Fresno State*											
O.28.17	at Hawai'i*											
N.4.17	at San José State*											
N.18.17	Nevada*											
N.24.17	New Mexico*											
D.23.17	vs. Army West Point+											
A.31.18	at No. 13/13 Stanford	1	1	2	2	4	0.0	0.0	0	1	0	0
S.8.18	Sacramento State	1	1	3	3	6	0.0	0.0	0	0	0	0
S.15.18	No. 23/25 Arizona State	1	0	6	1	7	1.0	1.0	0	0	0	0
S.22.18	Eastern Michigan	1	0	4	0	4	0.0	0.0	0	0	0	0
O.6.18	at rv/No. 24 Boise State*	1	1	2	3	5	0.0	0.0	0	0	0	0
O.12.18	Air Force*	1	1	0	2	2	0.0	0.0	0	0	0	0
O.20.18	San José State*	1	1	2	2	4	0.0	0.0	0	0	0	0
O.27.18	at Nevada*	1	1	1	2	3	0.0	0.0	0	0	0	0
N.3.18	at New Mexico*	1	0	1	1	2	0.0	0.0	0	0	0	0
N.10.18	UNLV*	1	0	4	3	7	1.0	0.0	1	0	0	0
N.17.18	at Fresno State*	1	1	1	5	6	0.0	0.0	0	1	0	0
N.24.18	Hawai'i*	1	1	2	0	2	0.0	0.0	0	0	1	0
D.19.18	vs. Ohio#	1	0	2	3	5	0.0	0.0	0	0	0	0
A.31.19	Weber State	1	0	1	0	1	0.0	0.0	0	0	0	0
S.7.19	at UCLA	1	0	2	2	4	0.0	0.0	0	0	0	0
S.14.19	at New Mexico State	1	0	2	0	2	0.0	0.0	0	0	0	0
S.21.19	Utah State*	1	0	0	1	1	0.0	0.0	0	0	0	0
O.5.19	at Colorado State*	1	0	3	0	3	0.0	0.0	0	0	0	0
O.12.19	Wyoming*	1	0	0	3	3	0.0	0.0	0	0	0	0
O.19.19	at San José State*	1	1	5	0	5	0.0	0.0	0	0	0	0
O.26.19	at UNLV*	1	1	9	3	12	2.0	0.0	0	0	0	0
N.9.19	Nevada*	1	1	1	0	1	0.0	0.0	0	0	0	0
N.15.19	Fresno State*	1	1	1	0	1	0.0	0.0	0	1	0	0
N.23.19	at Hawai'i*											
N.30.19	Brigham Young	1	0	8	1	9	0.0	0.0	0	1	0	0

*Bold indicates season high. \* - Mountain West game. @ - 2016 Mountain West Championship (War Memorial Stadium; Laramie, Wyo.). ^ - 2016 Las Vegas Bowl (Sam Boyd Stadium; Las Vegas, Nev.). + - 2017 Lockheed Martin Armed Forces Bowl (Amon Carter Stadium; Fort Worth, Texas). # - 2018 DXL Frisco Bowl (Toyota Stadium; Frisco, Texas).*

## #29 JUWAN WASHINGTON

**Running Back • Senior • 5-7 • 190 • Fort Worth, Texas • Kennedale HS**

- **At San Diego State:** Speedster who is not afraid of contact ... Has a great blend of speed and power ... Is slated to start at running back this season after learning behind a pair of 2,000-yard rushers in Donnel Pumphrey (2,133 in 2016) and Rashaad Penny (2,248 in 2017) ... Also sees action in the return game and is slated to start at kick returner ... Among the active career FBS leaders, ranks in a tie for fifth in kick return touchdowns (3) ... Ranks seventh all-time at SDSU in all-purpose yards (4,000) and kick return yards (1,017), ninth in rushing yards (2,699), rushing touchdowns (25) and overall touchdowns (31), and tied for 10th in kick returns (43) ... Has seven career 100-yard rushing yards games ... Has 26 career rushes for 20-plus yards ... Has multiple touchdowns in seven games ... Has all of his 31 touchdowns (25 rushing, three receiving, three kick return) over his last 38 games played.
- **2018 (Junior):** Was named to three preseason watch lists, including the Maxwell Award (College Player of the Year), the Paul Hornung Award (Most Versatile Player) and the Earl Campbell Tyler Rose Award (Offensive Player of the Year with Texas ties) ... Also was chosen as a preseason first-team all-Mountain West selection by the league's media, Athlon Sports and Phil Steele Magazine ... Also a third-team pick at kick returner by Athlon Sports and Phil Steele Magazine ... Athlon had him as the 25th-rated running back in FBS, while Phil Steele Magazine has him as the 40th-rated draft eligible running back ... Has played in nine of the team's 12 games, starting six times while working through an injury ... Has rushed 150 times for 500 yards (3.3 avg.) with two touchdowns and a long of 30 yards, while adding 17 catches for 100 yards (5.9

avg.) and two touchdowns ... **vs. Weber State (Aug. 31)** ... Started the opener with Weber State, rushing 22 times for 55 yards (2.5 avg.) with a long of 18 yards and adding three receptions for 14 yards (4.7 avg.) ... **at UCLA (Sept. 7)** ... Came off the bench to rush 20 times for 41 yards (2.0 avg.) at UCLA, while recording a career-high four catches for 34 yards (8.5 avg.) ... **at New Mexico State (Sept. 14)** ... Did not play at New Mexico State because of an ankle injury ... **vs. Utah State (Sept. 21)** ... Also missed the Utah State game ... **at Colorado State (Oct. 5)** ... Returned to play at Colorado State, carrying 22 times for 85 yards (3.9 avg.) with a long of 14 yards ... Also had two catches for 17 yards (8.5 avg.), including a 3-yard touchdown catch ... For his efforts, was named to the Pro Football Focus Mountain West Team of the Week ... It was his first touchdown of the season, second career receiving touchdown (first since Nov. 5, 2016 vs. Hawai'i) and first overall since Nov. 24, 2018 (did not score in previous three games played) ... Ended up playing 34 snaps overall ... **vs. Wyoming (Oct. 12)** ... Ran for 84 yards with a touchdown on 23 carries, while adding four catches for 28 yards and another score vs. Wyoming ... Recorded his second receiving touchdown of the season (second straight game) and third of his career ... Finished with multiple touchdowns for the seventh time of his career ... The four catches tied a career high ... **at San José State (Oct. 19)** ... Ran for 78 yards and a touchdown on 16 carries at San José State, while adding a 1-yard catch ... Recorded his second rushing touchdown of the season and 25th of his career ... Now has four touchdowns this season and 31 for his career, all of which have happened over the last 34 games ... **at UNLV (Oct. 26)** ... Ran for a season-high 89 yards on just 16 carries (5.6 avg.) at UNLV in 27 snaps ... **vs. Nevada (Nov. 9)** ... Ran 12 times for 18 yards (1.5 avg.) and added a catch against Nevada in 25 snaps ... **vs. Fresno State (Nov. 15)** ... Did not play against Fresno State ... **at Hawai'i (Nov. 23)** ... Earned the start at Hawai'i, carrying the ball nine times for 24 yards (2.7 avg.) in 19 snaps ... **vs. Brigham Young (Nov. 30)** ... Started on Senior Night against Brigham Young, rushing 10 times for 26 yards (2.6 avg.) and adding a pair of catches for six yards (3.0 avg.) in 19 snaps ... Now has 4,000 all-purpose yards for his career (seventh in SDSU history) and 2,675 rushing yards (ninth in SDSU history).

- **2018 (Junior):** Received honorable mention all-Mountain West accolades by the league's coaches and media, despite missing 4 1/2 games due to an injury ... Was on the preseason Maxwell Award Watch List (college player of the year) and the Paul Hornung Award Watch List (most versatile player) ... Was a preseason first-team all-Mountain West selection at running back by Athlon Sports and Street & Smith's, and second team by Phil Steele Magazine ... Also was a second-team pick at kick returner by Athlon Sports and a fourth-team selection by Phil Steele Magazine ... Was deemed "MW's Heisman hopeful" and "MW's most elusive running back" by Street & Smith's, and the "29th-rated running back in FBS" by Athlon ... Rushed 199 times for 999 yards (5.0 avg.) with 10 touchdowns ... Also had 10 catches for 73 yards (7.3 avg.), 19 kick returns for 391 yards (20.6 avg.) and two punt returns for zero yards (0.0 avg.) ... Ranked second in the MW (13th in FBS) in rushing yards per game (111.0, min. 190 att.), second (30th in FBS) in rush avg. (5.0, min. 190 att.), tied for fourth (1-57th in FBS) in rushing touchdowns (10), fifth (64th in FBS) in rushing yards (999) and eighth in total touchdowns (10), despite missing the 4 1/2 games ... When the game was within seven points in the fourth quarter, Washington rushed 36 times for 229 yards (6.6 avg.) with three touchdowns ... Was one of just three Aztec running backs in program history to start his season with two straight 150-yard rushing games (Marshall Faulk, 1992 and Rashaad Penny, 2017) ... According to Pro Football Focus, Washington ranked 33rd in FBS (No. 4 in MW) with 41 forced missed tackles and 34th (No. 2 in MW) in 15-yard runs (15), despite missing 4 1/2 games ... Had a big opening game at No. 13/13 Stanford, rushing 24 times for 158 yards (6.6 avg.) and a touchdown, while adding a 27-yard kick return and a 3-yard punt return ... Set then career highs in rushing yards (158), attempts (24) and all-purpose yards (194) ... Became the 16th Aztec to rush for 100-plus yards in a season opener (17th occasion overall) ... His 158 yards rank as the sixth most in a season opener by SDSU in the Division I era (since 1969) and the eighth most against a nationally ranked opponent ... His 6.6 yards rush average was the highest by any Aztec player with at least 15 carries against an AP Top 25 opponent since Ronnie Hillman (24 carries, 191 yards) averaged 8.0 yards per carry vs. No. 22 Air Force on Oct. 16, 2010 ... Ran for 156 yards and three touchdowns on 36 attempts (4.3 avg.) against Sacramento State, while adding a 15-yard catch and two kick returns for 30 yards (15.0 avg.) ... Recorded his second straight 100-yard rushing game of the season ... Joined Marshall Faulk (1992) and Rashaad Penny (2017) as the only Aztecs to start a season with consecutive 150-yard rushing games ... Set career-high for rushing attempts (36), touchdowns (3) and all-purpose yards (201, later broken) ... For his efforts, was named to the Pro Football Focus Mountain West Team of the Week and was an Earl Campbell Tyler Rose Honorable Mention Player of the Week ... Ran for 138 yards and one touchdown on 27 carries, while adding 26 receiving yards on two catches against No. 23/25 Arizona State ... Also added a 14-yard kick return ... Was named to the Paul Hornung Award weekly Honor Roll and to the Pro Football Focus Mountain West Team of the Week for

his performance ... Recorded his third straight 100-yard rushing game of the season 8... Ran for 61 yards on 12 carries (5.1 avg.) and returned a 28-yard kick before against Eastern Michigan before exiting the game in the second quarter with an injury ... Had his streak of 100-yard rushing games snapped at three ... Did not play or travel to rv/No. 24 Boise State ... Also missed the game with Air Force, San José State and at Nevada ... In his first game back since Eastern Michigan on Sept. 22, rushed 11 times for 95 yards and two touchdowns at New Mexico, while adding a 6-yard catch ... Rushed for 66 yards and a touchdown on 21 carries against UNLV ... Ran 18 times for 38 yards (2.1 avg.) in a start at Fresno State, while adding a 6-yard catch and five kick returns for 106 yards (21.2 avg.) with a long of 30 ... Ran for 158 yards and two touchdowns on 31 attempts (5.1 avg.) vs. Hawai'i, while adding four kick returns for 102 yards ... The 158 yards matched a career and season high (also at No. 13/13 Stanford on Aug. 31), while his 260 all-purpose yards were a career best ... Broke 100 yards rushing for the first time since the Arizona State game (game No. 3) ... Scored his ninth and 10th rushing touchdowns of the season in the Hawai'i game ... Also recorded his ninth and 10th overall touchdowns of the year ... It was his fifth career game with multiple touchdowns ... Ran for 129 yards on just 19 carries (6.8 avg.), while adding a career-high three catches for 14 yards in the DXL Frisco Bowl vs. Ohio ... Broke 100 yards rushing for the second straight game, fifth time of the season and seventh time of his career ... Finished one yard short of 1,000 for the season, despite missing 4 1/2 games due to an injury.

- **2017 (Sophomore):** Racked up numerous preseason awards, including being named to the Earl Campbell Tyler Rose Award Watch List, which goes to an offensive player with ties to Texas and displays performance, integrity and tenacity ... Also was a preseason fourth-team all-Mountain West selection by *Athlon Sports* as a running back and to the *Phil Steele Magazine* fourth team as a kick returner ... Rushed 127 times for 759 yards (6.0 avg.) with seven touchdowns ... Had a long run of 60 yards ... Also had three receptions for 39 yards (13.0 avg.) with a long of 19 yards and 14 kick returns for 333 yards (23.8 avg.), including a pair of touchdowns... Started three games and played in all 13 ... Rushed 14 times for 66 yards (4.7 avg.) with a touchdown in the opener against UC Davis ... The rushing touchdown was the seventh of his career (all over the previous eight games) ... Had a busy game at Arizona State, carrying the ball a then career-high 16 times for 56 yards (3.5 avg.) with a long run of 22 yards ... Ran eight times for 30 yards (3.8 avg.) off the bench against No. 19/19 Stanford and added his first two receptions on the season for 20 yards (10.0 avg.) ... The two catches were a career high ... Rushed 14 times for a season-high 68 yards (4.9 avg.) in his first start of the year at Air Force ... Added a long run of 29 yards ... Was named the Mountain West Special Teams Player of the Week for his play against Northern Illinois when he took the opening kickoff 96 yards for a touchdown ... Also ran four times for 19 yards (4.8 avg.) ... Finished with 95 yards on just 10 carries (9.5 avg.) in a start, including a 34-yard touchdown at UNLV ... Ran three times, but lost two yards, in a start against Boise State ... Also had a season-long 19-yard catch ... Had a solid outing against Fresno State, rushing seven times for 68 yards (9.7 avg.) with a season long of 45 yards ... Rushed nine times for 46 yards (5.1) and a touchdown at Hawai'i in a reserve role ... Had a huge game at San José State, rushing 16 times for 134 yards (8.4 avg.) with two touchdowns ... Broke 100 yards rushing for the first time of the season and second time of his career ... Tied a career high with two touchdowns ... Rushed 12 times for 51 yards (4.2 avg.) and a touchdown against Nevada, while returning three kicks for 53 yards ... Rushed nine times for 84 yards and a touchdown against New Mexico ... The touchdown was a 60-yard run, his longest rush of the season ... Recorded his seventh rushing touchdown of the season and 13th of his career ... Rushed for 44 yards on just five carries (8.8 avg.) against Army West Point in the Armed Forces Bowl, while returning four kicks for 140 yards (35.0 avg.), including a 78-yard kick return touchdown ... Ended up setting career bests in kick returns (4), kick return yards (140) and all-purpose yards (184) ... It was his second kick return score of the season and third of his career.

- **2016 (Freshman):** Earned the team's outstanding freshman award (with Parker Houston) ... Earlier was named "SDSU's Top Newcomer" by *Lindy's Sports* ... Played in the team's 14 games with one start, rushing 55 times for 441 yards (8.0 avg.) and six touchdowns, catching three passes for 72 yards (24.0 avg.) and returning 10 kicks for 293 yards (29.3 avg.) and another score ... Was one of only five freshman players in the country with at least five rushing touchdowns and one receiving touchdown, and one of two with a kick return as well ... His 8.0 yards per rush was the highest by an Aztec since at least 1996 (min. 55 attempts) ... The 8.0 yards per attempt also ranked fifth in the country (min. 55 attempts) ... Ranked second in the MW and eighth in the nation in kick return touchdowns (1) ... Averaged 11.9 yards per touch last year (rush/rec./PR/KR), the highest mark on the team (min. 40 touches) ... Had at least one touchdown in five consecutive games until not scoring in the MW Championship game at Wyoming ... Logged his first career snaps in the opener against New Hampshire, rushing four times for nine yards (2.3 avg.), and seeing time on special teams ... Rushed four times for 28

yards (7.0) with a long of 11 yards against California ... Did not get any carries at Northern Illinois, but returned three kicks for 93 yards (31.0 avg.), including a long of 53 yards ... Logged statless time at South Alabama ... Rushed five times for 13 yards against UNLV, averaging 2.6 yards per carry and returned a kick for 15 yards ... Did not record a stat in action at Fresno State ... Rushed for 22 yards on six carries with a then season-long of 12 yards vs. San José State and caught his first pass as an Aztec for four yards ... Rushed 14 times for 137 yards (9.8 avg.) and two touchdowns at Utah State ... It was his first career 100-yard rushing game (76th Aztec with a 100-yard game in school history) ... Set career highs in rushing yards, touchdowns, carries and long rush (then a career long of 64 yards) ... Scored his first two career touchdowns ... Rushed five times for 48 yards (9.6 avg.) and a touchdown and added a 24-yard touchdown catch in time against Hawai'i ... It was his first career touchdown catch ... Had multiple touchdowns for the second straight game ... Set career highs in receptions (1, tied), receiving yards (24) and long reception (24 yards) ... Rushed five times for 70 yards (14.0 avg.) and a touchdown at Nevada with a long of 45 yards ... Also returned two short kicks for 29 yards (14.5 avg.) ... Rushed once for 14 yards, had a 44-yard catch and returned two kicks for 100 yards, including a 92-yard touchdown, at Wyoming ... The kick return touchdown was the first of his career ... Also set career highs in kick return yards (100), receiving yards (44) and long reception (44) ... Rushed six times for 92 yards, including an 81-yard rushing touchdown vs. Colorado State ... The 81-yard rush was the longest of his career ... Had seven touchdowns (five rushing, one receiving and one kick return), all over the previous five games ... Rushed two times for zero yards in the MW Championship game at Wyoming ... Carried three times for eight yards, including a 7-yard touchdown against Houston in the Las Vegas Bowl.

- **2015 (Redshirt):** Redshirted his first season at SDSU.
- **High School:** Racked up big numbers at Kennedale High School, where he won three varsity letters ... Rushed for 5,139 yards and 75 touchdowns with an average of 9.5 yards per carry during his career, according to MaxPreps ... Eclipsed the 300-yard mark five times in 24 games as a prep ... Also combined for 836 yards on kickoff returns ... Earned second-team all-state honors after running for 2,695 yards and 39 scores during his senior season, leading the Wildcats to a 12-1 overall record and an appearance in the UIL Conference 4A Regionals ... Rated as a three-star recruit by Scout, 247sports and ESPN, and a two-star recruit by Rivals ... Earned a grade of 82 by 247sports and a 74 from ESPN.
- **Personal:** Juwan Xavier Washington was born Nov. 19, 1996, in Fort Worth, Texas ... Son of Katrina Smith ... Picked SDSU over other offers from Houston, Arkansas State, Louisiana-Monroe and Texas State ... Also received recruiting interest from numerous other schools, including Arkansas, Baylor, Brigham Young, Duke, Kansas State, Minnesota, Notre Dame, Oklahoma, TCU and USC, among others ... Is majoring in interdisciplinary studies.

**Washington's Career Statistics**

Season	GP	GS	Rushing					Receiving				
			Att.	Yds.	TD	Lg.	100+	No.	Yds.	Avg.	TD	Lg.
2016	14	1	55	441	6	81	1	3	72	24.0	1	44
2017	13	3	127	759	7	60	1	3	39	13.0	0	19
2018	9	8	199	999	10	50	5	10	73	7.3	0	15
2019	9	6	150	500	2	30	0	17	100	5.9	2	21
<b>Career</b>	<b>45</b>	<b>18</b>	<b>531</b>	<b>2,699</b>	<b>25</b>	<b>81</b>	<b>7</b>	<b>33</b>	<b>284</b>	<b>8.6</b>	<b>3</b>	<b>44</b>

**Kick Returns**

Season	GP	GS	No.	Yds.	Avg.	Long	TD	All-Purpose	
								Total Yds/Gm.	
2016	14	0	10	293	29.3	92	1	806	57.6
2017	13	0	14	333	23.8	96	2	1,131	87.0
2018	9	6	19	391	20.6	33	0	1,463	162.6
2019	9	1	0	0	0.0	0	0	600	66.7
<b>Career</b>	<b>45</b>	<b>7</b>	<b>43</b>	<b>1,017</b>	<b>23.7</b>	<b>96</b>	<b>3</b>	<b>4,000</b>	<b>88.9</b>

**Touchdowns**

Season	GP	TD
2016	14	8
2017	13	9
2018	9	10
2019	9	4
<b>Career</b>	<b>45</b>	<b>31</b>

**Career Highs:** Carries: 36 vs. Sacramento State (9/8/18); Rushing Yards: 158 vs. Hawai'i (11/24/18), at No.13/13 Stanford (8/31/18); Rushing Touchdowns: 3 vs. Sacramento State (9/8/18); Long Rush: 81 vs. Colorado State (11/26/16); Receptions: 4 vs. Wyoming (10/12/19),

at UCLA (9/7/19); Receiving Yards: 44 at Wyoming (11/19/16); Receiving Touchdowns: 1 vs. Wyoming (10/12/19), at Colorado State (10/5/19), vs. Hawai'i (11/5/16); Long Reception: 44 at Wyoming (11/19/16); Kick Returns: 5 vs. Ohio (12/19/18), at Fresno State (11/17/18); Kick Return Yards: 140 vs. Army West Point (12/23/17); Kick Return Touchdowns: 1 vs. Army West Point (12/23/17), vs. Northern Illinois (9/30/17), at Wyoming (11/19/16); Long Kick Return: 96 vs. Northern Illinois (9/30/17); All-Purpose Yards: 260 vs. Hawai'i (11/24/18); Total Touchdowns: 3 vs. Sacramento State (9/8/18).

**2019 Highs:** Carries: 23 vs. Wyoming (10/12/19); Rushing Yards: 89 at UNLV (10/26/19); Rushing Touchdowns: 1 at San José State (10/19/19), vs. Wyoming (10/12/19); Long Rush: 30 at UNLV (10/26/19); Receptions: 4 vs. Wyoming (10/12/19), at UCLA (9/7/19); Receiving Yards: 34 at UCLA (9/7/19); Receiving Touchdowns: 1 vs. Wyoming (10/12/19), at Colorado State (10/5/19); Long Reception: 21 at UCLA (9/7/19); All-Purpose Yards: 112 vs. Wyoming (10/12/19); Total Touchdowns: 2 vs. Wyoming (10/12/19).

**Washington's Career Game-by-Game**

Date	Opponent	GP	GS	Rushing				Receiving			
				Att.	Yds.	Avg.	TD	No.	Yds.	TD	
S.3.16	New Hampshire	1	0	4	9	2.25	0	0	0	0	
S.10.16	California	1	0	4	28	7.00	0	0	0	0	
S.17.16	at Northern Illinois	1	0	0	0	0.00	0	0	0	0	
O.1.16	at South Alabama	1	0	0	0	0.00	0	0	0	0	
O.8.16	UNLV*	1	0	5	13	2.60	0	0	0	0	
O.14.16	at Fresno State*	1	0	0	0	0.00	0	0	0	0	
O.21.16	San José State*	1	0	6	22	3.67	0	1	4	0	
O.28.16	at Utah State*	1	0	14	137	9.79	2	0	0	0	
N.5.16	Hawai'i*	1	0	5	48	9.60	1	1	24	1	
N.12.16	at Nevada*	1	0	5	70	14.00	1	0	0	0	
N.19.16	at Wyoming*	1	0	1	14	14.00	0	1	44	0	
N.26.16	Colorado State*	1	1	6	92	15.33	1	0	0	0	
D.3.16	at Wyoming@	1	0	2	0	0.00	0	0	0	0	
D.17.16	vs. Houston^	1	0	3	8	2.67	1	0	0	0	
S.2.17	UC Davis	1	0	14	66	4.71	1	0	0	0	
S.9.17	at Arizona State	1	0	16	56	3.50	0	0	0	0	
S.16.17	No. 19/19 Stanford	1	0	8	30	3.76	0	2	20	0	
S.23.17	at Air Force*	1	1	14	68	4.86	0	0	0	0	
S.30.17	Northern Illinois	1	0	4	23	4.75	0	0	0	0	
O.7.17	at UNLV*	1	1	10	95	9.50	1	0	0	0	
O.14.17	Boise State*	1	1	3	-2	-0.67	0	1	19	0	
O.21.17	Fresno State*	1	0	7	68	9.71	0	0	0	0	
O.28.17	at Hawai'i*	1	0	9	46	5.11	1	0	0	0	
N.4.17	at San José State*	1	0	16	134	8.38	2	0	0	0	
N.18.17	Nevada*	1	0	12	51	4.25	1	0	0	0	
N.24.17	New Mexico*	1	0	9	84	8.33	1	0	0	0	
D.23.17	vs. Army West Point+	1	0	5	44	8.80	0	0	0	0	
A.31.18	at No. 13/13 Stanford	1	1	24	158	6.58	1	2	6	0	
S.8.18	Sacramento State	1	1	36	156	4.33	3	1	15	0	
S.15.18	No. 23/25 Arizona State	1	1	27	138	5.11	1	2	26	0	
S.22.18	Eastern Michigan	1	1	12	61	5.08	0	0	0	0	
O.6.18	at rv/No. 24 Boise State*	--- Did Not Play - Injured ---									
O.12.18	Air Force*	--- Did Not Play - Injured ---									
O.20.18	San José State*	--- Did Not Play - Injured ---									
O.27.18	at Nevada*	--- Did Not Play - Injured ---									
N.3.18	at New Mexico*	1	0	11	95	8.64	2	1	6	0	
N.10.18	UNLV*	1	1	21	66	3.14	1	0	0	0	
N.17.18	at Fresno State*	1	1	18	38	2.11	0	1	6	0	
N.24.18	Hawai'i	1	1	31	158	5.10	2	0	0	0	
D.19.18	vs. Ohio#	1	1	19	129	6.79	0	3	14	0	
A.31.19	Weber State	1	1	22	55	2.50	0	3	14	0	
S.7.19	at UCLA	1	0	20	41	2.05	0	4	34	0	
S.14.19	at New Mexico State	--- Did Not Play - Injured ---									
S.21.19	Utah State*	--- Did Not Play - Injured ---									
O.5.19	at Colorado State*	1	0	22	85	3.86	0	2	17	1	
O.12.19	Wyoming*	1	0	23	84	3.65	1	4	28	1	
O.19.19	at San José State*	1	1	16	78	4.88	1	1	1	0	

Date	Opponent	GP	GS	Rushing			Receiving			
				Att.	Yds.	Avg.	TD	No.	Yds.	TD
O.26.19	at UNLV*	1	1	16	89	5.56	0	0	0	0
N.9.19	Nevada*	1	1	12	18	1.50	0	1	0	0
N.15.19	Fresno State*	--- Did Not Play - Injured ---								
N.23.19	at Hawai'i*	1	1	9	24	2.67	0	0	0	0
N.30.19	Brigham Young	1	1	10	26	2.60	0	2	6	0

**Kick Returns**

Date	Opponent	GP	GS	No.	Yds.	Avg.	Lg.	TD	TD Lengths	
S.3.16	New Hampshire	1		0	0	0.0	0	0		
S.10.16	California	1		0	0	0.0	0	0		
S.17.16	at Northern Illinois	1		3	93	31.0	53	0		
O.1.16	at South Alabama	1		0	0	0.0	0	0		
O.8.16	UNLV*	1		1	15	15.0	15	0		
O.14.16	at Fresno State*	1		0	0	0.0	0	0		
O.21.16	San José State*	1		0	0	0.0	0	0		
O.28.16	at Utah State*	1		0	0	0.0	0	0		
N.5.16	Hawai'i*	1		0	0	0.0	0	0		
N.12.16	at Nevada*	1		2	29	14.5	17	0		
N.19.16	at Wyoming*	1		2	100	50.0	92	1	92	
N.26.16	Colorado State*	1		2	58	28.0	29	0		
D.3.16	at Wyoming@	1		0	0	0.0	0	0		
D.17.16	vs. Houston^	1		0	0	0.0	0	0		
S.2.17	UC Davis	1		0	0	0.0	0	0		
S.9.17	at Arizona State	1		0	0	0.0	0	0		
S.16.17	No. 19/19 Stanford	1		0	0	0.0	0	0		
S.23.17	at Air Force*	1		1	0	0.0	0	0		
S.30.17	Northern Illinois	1		1	96	96.0	96	1	96	
O.7.17	at UNLV*	1		2	-4	-2.0	0	0		
O.14.17	Boise State*	1		2	36	18.0	16	0		
O.21.17	Fresno State*	1		0	0	0.0	0	0		
O.28.17	at Hawai'i*	1		1	16	16.0	16	0		
N.4.17	at San José State*	1		0	0	0.0	0	0		
N.18.17	Nevada*	1		3	53	17.7	22	0		
N.24.17	New Mexico*	1		0	0	0.0	0	0		
D.23.17	vs. Army West Point+	1		4	140	35.0	78	1	78	
A.31.18	at No. 13/13 Stanford	1	*	1	27	27.0	27	0		
S.8.18	Sacramento State	1	*	2	30	15.0	17	0		
S.15.18	No. 23/21 Arizona State	1	*	1	14	14.0	14	0		
S.22.18	Eastern Michigan	1		1	28	28.0	28	0		
O.6.18	at rv/No. 24 Boise State*	--- Did Not Play - Injured ---								
O.12.18	Air Force*	--- Did Not Play - Injured ---								
O.20.18	San José State*	--- Did Not Play - Injured ---								
O.27.18	at Nevada*	--- Did Not Play - Injured ---								
N.3.18	at New Mexico*	1		0	0	0.0	0	0		
N.10.18	UNLV*	1		0	0	0.0	0	0		
N.17.18	at Fresno State*	1	*	5	106	21.2	30	0		
N.24.18	Hawai'i*	1	*	4	102	25.5	35	0		
D.19.18	vs. Ohio#	1	*	5	84	16.8	23	0		
A.31.19	Weber State	1	*	0	0	0.0	0	0		
S.7.19	at UCLA	1		0	0	0.0	0	0		
S.14.19	at New Mexico State	--- Did Not Play - Injured ---								
S.21.19	Utah State*	--- Did Not Play - Injured ---								
O.5.19	at Colorado State*	1		0	0	0.0	0	0		
O.12.19	Wyoming*	1		0	0	0.0	0	0		
O.19.19	at San José State*	1		0	0	0.0	0	0		
O.26.19	at UNLV*	1		0	0	0.0	0	0		
N.9.19	Nevada*	1		0	0	0.0	0	0		
N.15.19	Fresno State*	--- Did Not Play - Injured ---								
N.23.19	at Hawai'i*	1		0	0	0.0	0	0		
N.30.19	Brigham Young	1		0	0	0.0	0	0		

Bold indicates season high. \* - Mountain West game. @ - 2016 Mountain West Championship (War Memorial Stadium; Laramie, Wyo.). ^ - 2016 Las Vegas Bowl (Sam Boyd Stadium; Las Vegas, Nev.). + - 2017 Lockheed Martin Armed Forces Bowl (Amon Carter Stadium; Fort Worth, Texas).

# - 2018 DXL Frisco Bowl (Toyota Stadium; Frisco, Texas). GS - \* in this category the player was on the field the first time San Diego State was in the kick return formation.

#26 KAEGUN WILLIAMS

Running Back • Sophomore • 5-9 • 190 • Cedar Hill, Texas • Cedar Hill HS

- **At San Diego State:** A young running back who will look for more playing time this year after showing glimpses of his potential as a redshirt freshman in 2018 ... Entered 2018 third on the depth chart with Chance Bell, but moved up when Juwan Washington went out with an injury ... Enters the weekend fifth on depth chart ... Also could see some action in the return game.
- **2019 (Sophomore):** Has played in nine games this season because of an early injury, but only has five games with carries ... Has rushed 22 times for 76 yards (3.5 avg.) with a long run of 14 yards ... Also has returned four kickoffs for 140 yards (35.0 avg.) with a 95-yard touchdown, and has three catches for 20 yards (6.7 avg.) ... Is tied for second in the Mountain West and tied for ninth nationally with one kick return touchdown ... Did not play in the opener with Weber State, or the following road games at UCLA and New Mexico State ... **vs. Utah State (Sept. 21)** ... Made his debut against Utah State on special teams, returning his first career kickoff for 18 yards ... Played on special teams at Colorado State and again vs. Wyoming ... **at San José State (Oct. 19)** ... Returned the opening kickoff 95 yards for a touchdown at San José State, while rushing a career-high eight times for a career-best 27 yards ... It was the first touchdown of his career ... It was SDSU's first kick return for a touchdown since Juwan Washington had one on Dec. 23, 2017 vs. Army in the Armed Forces Bowl, but its FBS-leading 11th since 2015 ... **at UNLV (Oct. 26)** ... Rushed six times for 31 yards (5.2 avg.) with a long run of 14 yards in just 11 offensive snaps at UNLV, while returning two kickoffs for 27 yards (13.5 avg.) with a long of 14 yards ... **vs. Nevada (Nov. 9)** ... Had a 3-yard rush in a pair of snaps against Nevada, while also seeing time on special teams ... **vs. Fresno State (Nov. 15)** ... Had a 3-yard rush and a 10-yard catch in four offensive snaps and played special teams against Fresno State ... **at Hawai'i (Nov. 23)** ... Had a 1-yard reception in four snaps at Hawai'i, while appearing on special teams ... **vs. Brigham Young (Nov. 30)** ... Ran five times for 13 yards (2.6 avg.) and a long of eight yards in 10 snaps vs. Brigham Young, while adding an 8-yard catch.
- **2018 (Freshman):** Played in 10 games on the season, starting once ... Rushed 11 times for 40 yards (3.6 avg) with a long of 16 yards ... Also had a 12-yard catch ... Did not play in the opener at No. 13/13 Stanford, but was on the travel squad ... Also did not play vs. Sacramento State ... Played for the first time of his career against No. 23/25 Arizona State, logging snaps on special teams ... Recorded his first career carry against Eastern Michigan for one yard, while also playing on special teams ... Did not play at rv/No. 24 Boise State ... Played seven snaps against Air Force, rushing a four times for six yards (1.5 avg.) ... Started for the first time of his career vs. San José State, rushing five times for 22 yards (4.4 avg.) with a long of 16 yards ... Played on special teams at Nevada and at New Mexico ... Played on special teams vs. UNLV and one offensive snap, catching a 12-yard pass, the first reception of his career ... Played on special teams at Fresno State and again vs. Hawai'i ... Carried once for an 11-yard gain against Ohio in the DXL Frisco Bowl.
- **2017 (Redshirt):** Utilized his redshirt season.
- **High School:** Received four letters at Cedar Hill High School in Cedar Hill, Texas ... Led the Longhorns to a 34-7 record (.829) over his last three years as a running back ... Rushed for 2,070 yards and 26 touchdowns on 323 carries (6.4 avg.) over the three years, according to MaxPreps, while adding 113 catches for 1,749 yards (15.5 avg.) and 17 touchdowns ... Was an all-district utility MVP ... Also was chosen as the freshman newcomer of the year ... Was an academic all-district pick ... Was a consensus three-star recruit by Rivals, ESPN, 247sports and Scout ... Received a grade of 86 by 247sports and a 78 by ESPN ... Ranked as the seventh-best all-purpose back by Rivals and the 15th by 247sports ... Scout ranked him as the 11th-best running back in the state of Texas.
- **Personal:** Kaegun Lashun Williams was born Oct. 14, 1998, in Stephenville, Texas ... Son of Scarlett Williams ... Picked San Diego State over offers from Colorado, Tennessee, California, Navy, Tulsa, North Texas, SMU, Kansas and New Mexico ... A kinesiology major.

Williams' Career Statistics

Season	GP	GS	Rushing			Receiving						
			Att.	Yds.	TD	Lg.	No.	Yds.	Avg.	TD	Lg.	
2018	10	1	11	40	0	16	0	1	12	12.0	0	12
2019	9	0	22	76	0	14	0	3	20	6.7	0	11
<b>Career</b>	<b>19</b>	<b>1</b>	<b>33</b>	<b>116</b>	<b>0</b>	<b>16</b>	<b>0</b>	<b>4</b>	<b>32</b>	<b>8.0</b>	<b>0</b>	<b>12</b>

Kick Returns

Season	GP	GS	No.	Yds.	Avg.	Long	TD	All-Purpose	
								Total Yds.	Gm.
2018	10	0	0	0	0.0	0	0	74	7.4
2019	9	0	4	140	35.0	95	1	236	26.2
<b>Career</b>	<b>19</b>	<b>0</b>	<b>4</b>	<b>140</b>	<b>35.0</b>	<b>95</b>	<b>1</b>	<b>310</b>	<b>16.3</b>

**Career Highs:** Carries: 9 at San José State (10/19/19); Rushing Yards: 31 at UNLV (10/26/19); Long Rush: 16 vs. San José State (10/20/18); Receptions: 1, four times; Receiving Yards: 12 vs. UNLV (11/10/18); Long Reception: 12 vs. UNLV (11/10/18); Kick Returns: 2 at UNLV (10/26/19); Kick Return Yards: 95 at San José State (10/19/19); Kick Return Touchdowns: 1 at San José State (10/19/19); Long Kick Return: 95 at San José State (10/19/19); All-Purpose Yards: 95 at San José State (10/19/19); Total Touchdowns: 1 at San José State (10/19/19).

**2019 Highs:** Carries: 9 at San José State (10/19/19); Rushing Yards: 31 at UNLV (10/26/19); Long Rush: 16 vs. San José State (10/20/18); Receptions: 1 vs. Brigham Young (11/30/19), at Hawai'i (11/23/19), vs. Fresno State (11/15/19); Receiving Yards: 11 vs. Fresno State (11/15/19); Long Reception: 11 vs. Fresno State (11/15/19); Kick Returns: 2 at UNLV (10/26/19); Kick Return Yards: 95 at San José State (10/19/19); Kick Return Touchdowns: 1 at San José State (10/19/19); Long Kick Return: 95 at San José State (10/19/19); All-Purpose Yards: 95 at San José State (10/19/19); Total Touchdowns: 1 at San José State (10/19/19).

Williams' Career Game-by-Game

Date	Opponent	GP	GS	Rushing				Receiving			
				Att.	Yds.	Avg.	TD	No.	Yds.	TD	
A.31.18	at No. 13/13 Stanford			--- Did Not Play ---							
S.8.18	Sacramento State			--- Did Not Play ---							
S.15.18	No. 23/25 Arizona State	1	0	0	0	0.00	0	0	0	0	0
S.22.18	Eastern Michigan	1	0	1	1	1.00	0	0	0	0	0
O.6.18	at rv/No. 24 Boise State*			--- Did Not Play ---							
O.12.18	Air Force*	1	0	4	6	1.50	0	0	0	0	0
O.20.18	San José State*	1	1	5	22	4.40	0	0	0	0	0
O.27.18	at Nevada*	1	0	0	0	0.00	0	0	0	0	0
N.3.18	at New Mexico*	1	0	0	0	0.00	0	0	0	0	0
N.10.18	UNLV*	1	0	0	0	0.00	0	1	12	0	0
N.17.18	at Fresno State*	1	0	0	0	0.00	0	0	0	0	0
A.31.19	Weber State			--- Did Not Play - Inj. ---							
S.7.19	at UCLA			--- Did Not Play - Inj. ---							
S.14.19	at New Mexico State			--- Did Not Play - Inj. ---							
S.21.19	Utah State*	1	0	0	0	0.00	0	0	0	0	0
O.5.19	at Colorado State*	1	0	0	0	0.00	0	0	0	0	0
O.12.19	Wyoming*	1	0	0	0	0.00	0	0	0	0	0
O.19.19	at San José State*	1	0	9	27	3.00	0	0	0	0	0
O.26.19	at UNLV*	1	0	6	31	5.20	0	0	0	0	0
N.9.19	Nevada*	1	0	1	3	3.00	0	0	0	0	0
N.15.19	Fresno State*	1	0	1	2	2.00	0	1	11	0	0
N.23.19	at Hawai'i*	1	0	0	0	0.00	0	1	1	0	0
N.30.19	Brigham Young	1	0	5	13	2.60	0	1	8	0	0

Bold indicates season high. \* - Mountain West game. # - 2018 DXL Frisco Bowl (Toyota Stadium; Frisco, Texas).

#17 ERIC WILSON

Cornerback • Junior • 6-0 • 185 • Oceanside, Calif. • Riverside City College

- **At San Diego State:** JC transfer, who has good technique ... Looking for playing time in Rocky Long's 3-3-5 defense ... Enters the Central Michigan game as the backup to Darren Hall at one of the cornerback positions.
- **2019 (Junior):** Has played in five games in his first season at San Diego State without recording a stat ... Did not play in the first four games of the season ... Played three statless snaps late at Colorado State in his first career appearance ... Did not play vs. Wyoming, at San José State or at UNLV ... Logged special teams snaps for the first time of his career vs. Nevada and then again vs. Fresno State, at Hawai'i and against Brigham Young.
- **At Riverside City College (2017-18):** Totaled 69 tackles (50 solo) over his two seasons to go along with four tackles for loss, five interceptions, 18 pass breakups and a blocked kick ... Earned All-California honors as a sophomore in 2018, and was a two-time all-league selection (first team in 2018, second team in 2017).
- **High School:** Registered 43 tackles, three interceptions, eight pass deflections and two fumble



recoveries as a senior at El Camino High.

- **Personal:** Is undecided on a major.

**Wilson's Career Statistics**

Season	GP	GS	UA	A	TT	TFL	Sk	Int.	PBU	FF	FR
2019	5	0	0	0	0	0.0	0.0	0	0	0	0
<b>Career</b>	<b>5</b>	<b>0</b>	<b>0</b>	<b>0</b>	<b>0</b>	<b>0.0</b>	<b>0.0</b>	<b>0</b>	<b>0</b>	<b>0</b>	<b>0</b>

**Career/2019 Highs:**

**#27 KYREE WOODS**

**Field Warrior/Cornerback • Senior • 6-0 • 190 • Mesa, Ariz. • Chandler HS**

- **At San Diego State:** Athletic defensive back, who continues to learn and get better ... Is excellent against the run with good coverage skills ... Not afraid of contact ... Was on the two-deep for the final five games in 2016 at left cornerback as a true freshman ... Then played in 12-of-13 in 2017, before starting the first 10 games at cornerback last year ... Made the move to Field Warrior (safety) in the spring ... Was slated to start 2019 at Boundary Warrior, but moved back to cornerback for the first two games with Darren Hall out with an injury, but went back to Boundary Warrior ... **Tore his ACL in his right knee in the fifth game of the season at Colorado State and will miss the rest of the season.**
- **2019 (Senior):** Started the team's first five games, including the first two at cornerback and three at Boundary Warrior, before tearing his ACL in his right knee and missing the rest of the season ... Finished with 22 tackles (15 solo), including 3.0 tackles for loss, an 11-yard sack, forced fumble and two pass breakups ... **vs. Weber State (Aug. 31)** ... Started the opener with Weber State at cornerback, where he had four solo tackles, including one tackle for loss, and one pass breakup, while playing all 51 snaps ... **at UCLA (Sept. 7)** ... Came up with three tackles (two solo) in a start at cornerback at UCLA, while adding a 11-yard sack (and TFL), forced fumble and pass breakup ... **at New Mexico State (Sept. 14)** ... Started at Boundary Warrior for the first time of the season at New Mexico State, making four tackles (three solo) in 48 snaps ... **vs. Utah State (Sept. 21)** ... Had a career-high eight tackles (four solo) in a start at Boundary Warrior against Utah State, logging 46 snaps ... **at Colorado State (Oct. 5)** ... Had three tackles (two solo), including one for a 2-yard loss, in a start at Colorado State before exiting late with a knee injury ... Missed the rest of the season, including games vs. Wyoming, at San Jose State, at UNLV, vs. Nevada, vs. Fresno State at Hawai'i and against Brigham Young.
- **2018 (Junior):** Played in all 13 games, starting 10 times at cornerback ... Had 37 tackles (24 solo) with 4.5 tackles for loss, a 12-yard sack, a forced fumble, fumble recovery and four pass breakups ... Earned his first career start in the opener at No. 13/13 Stanford, making five tackles with 0.5 tackle for loss ... Had a career-high seven stops (six solo) with a 4-yard tackle for loss vs. Sacramento State ... His seven stops tied Kyahva Tezino for the most on the team ... Had six tackles (five solo) and a career-best four pass breakups against No. 23/25 Arizona State ... **The four pass breakups were tied for the 17th most in a FBS game in 2018** ... Had a big game against Eastern Michigan in another start, making four tackles (three solo) with a 12-yard sack, a career-high 1.5 tackles for loss and his first career forced fumble ... Started again at rv/No. 24 Boise State, making one tackle ... Had two assisted stops in a start vs. Air Force ... Made four tackles (two solo) with 0.5 tackles for loss against San José State in a starting role ... Had two stops (one solo), including a tackle for loss, in a start at Nevada ... Registered two solo tackles in a start at New Mexico ... Made one solo tackle in a start against UNLV ... Did not start for the first time at Fresno State, but did make a solo tackle on special teams ... Played on special teams against Hawai'i ... Had two tackles (one solo) and recovered his first career fumble in 25 snaps vs. Ohio in the DXL Frisco Bowl.
- **2017 (Sophomore):** Played in 12 games, making 13 tackles (nine solo) and a pass breakup ... Saw time in a reserve role in the opener vs. UC Davis, making one solo stop ... Had a solo stop off the bench on special teams at Arizona State ... Logged special teams time vs. No. 19/19 Stanford and at Air Force, but did not find the stat sheet ... Did not play against Northern Illinois ... Had a career-high four tackles (two solo) in time late and on special teams at UNLV ... Did not record a stat against Boise State ... Made one solo tackle against Fresno State ... Had a solo tackle on special teams at Hawai'i ... Had an assisted tackle at San José State ... Registered a solo stop against Nevada ... Had a pass breakup late against New Mexico, the first of his career ... Logged a career-high 33 snaps against Army West Point in the Armed Forces Bowl, making two tackles (one solo).
- **2016 (True Freshman):** Had one tackle in seven games, which went down as a 10-yard sack (and tackle for loss) ... Was not on the travel squad and did not play the first six games of the season ... Was on the travel roster for the first time of his career against San José State,

but did not play ... Logged the first playing time of his career at Utah State without making the stat sheet ... Logged snaps late against Hawai'i, sacking UH quarterback Dru Brown for a 10-yard loss on 4th and 5, keeping SDSU's 55-0 shutout intact ... Also played the final five games of the season, including the MW Championship and the Las Vegas Bowl, without recording a stat.

- **High School:** A two-year letter winner at Chandler High School in Chandler, Ariz., the same high school that former Aztec and 2014 all-MW punt returner Lloyd Mills attended ... Helped the Wolves go 24-4 (.857) over his final two years, including a 9-1 record in league play ... Chandler HS finished first in the state in 2014 and second in 2015 ... Recorded 130 tackles, four interceptions and nine pass deflections over his two seasons, including 85 stops, two interceptions, a touchdown and six pass deflections as a senior in 2015 ... Was an all-state, all-section and all-district selection ... A three-star recruit by 247sports and ESPN, and a two-star recruit by Rivals and Scout ... Received a grade of 81 by 247sports and a grade of 71 by ESPN ... Was picked as the 13th-best recruit in Arizona by ESPN and the 17th best by 247sports ... Also played basketball and competed in track and field at Chandler High School ... A member of the National Honor Society.
- **Personal:** Kyree Damon Woods was born Feb. 2, 1998, in Mesa, Ariz. ... Picked the Aztecs over other offers from Brown, Cornell, Nevada, New Mexico State, UNLV and Utah State ... Also received interest from Boise State, Boston College, California, Colorado, Northwestern, Oregon, Washington State and Wyoming ... Is majoring in business administration with an emphasis in marketing.

**Woods' Career Statistics**

Season	GP	GS	UA	A	TT	TFL	Sk	Int.	PBU	FF	FR
2016	7	0	1	0	1	1.0	1.0	0	0	0	0
2017	12	0	9	4	13	0.0	0.0	0	1	0	0
2018	13	10	24	13	37	4.5	1.0	0	4	1	1
2019	5	5	15	7	22	3.0	1.0	0	2	1	0
<b>Career</b>	<b>37</b>	<b>15</b>	<b>49</b>	<b>24</b>	<b>83</b>	<b>8.5</b>	<b>3.0</b>	<b>0</b>	<b>7</b>	<b>2</b>	<b>1</b>

**Career Highs:** Tackles: 8 vs. Utah State (9/21/19); Tackles For Loss: 1.5 vs. Eastern Michigan (9/22/18); Sacks: 1.0 at UCLA (9/7/19), vs. Eastern Michigan (9/22/18), vs. Hawai'i (11/5/16); Pass Breakups: 4 vs. No. 23/25 Arizona State (9/15/18); Forced Fumbles: 1 at UCLA (9/7/19), vs. Eastern Michigan (9/22/18); Fumble Recoveries: 1 vs. Ohio (12/19/18).

**2019 Highs:** Tackles: 8 vs. Utah State (9/21/19); Tackles For Loss: 1.0 at Colorado State (10/5/19), at UCLA (9/7/19), vs. Weber State (8/31/19); Sacks: 1.0 at UCLA (9/7/19); Pass Breakups: 1 at UCLA (9/7/19), vs. Weber State (8/31/19); Forced Fumbles: 1 at UCLA (9/7/19).

**Woods' Career Game-by-Game**

Date	Opponent	GP	GS	UA	A	TT	TFL	Sk	Int.	PBU	FF	FR
S.3.16	New Hampshire											
S.10.16	California											
S.17.16	at Northern Illinois											
O.1.16	at South Alabama											
O.8.16	UNLV*											
O.14.16	at Fresno State*											
O.21.16	San José State*											
O.28.16	at Utah State*	1	0	0	0	0	0.0	0.0	0	0	0	0
N.5.16	Hawai'i*	1	0	1	0	1	1.0	1.0	0	0	0	0
N.12.16	at Nevada*	1	0	0	0	0	0.0	0.0	0	0	0	0
N.19.16	at Wyoming*	1	0	0	0	0	0.0	0.0	0	0	0	0
N.26.16	Colorado State*	1	0	0	0	0	0.0	0.0	0	0	0	0
D.3.16	at Wyoming@	1	0	0	0	0	0.0	0.0	0	0	0	0
D.17.16	vs. Houston^	1	0	0	0	0	0.0	0.0	0	0	0	0
S.2.17	UC Davis	1	0	2	0	2	0.0	0.0	0	0	0	0
S.9.17	at Arizona State	1	0	1	0	1	0.0	0.0	0	0	0	0
S.16.17	No. 19/19 Stanford	1	0	0	0	0	0.0	0.0	0	0	0	0
S.23.17	at Air Force*	1	0	0	0	0	0.0	0.0	0	0	0	0
S.30.17	Northern Illinois											
O.7.17	at UNLV*	1	0	2	2	4	0.0	0.0	0	0	0	0
O.14.17	Boise State*	1	0	0	0	0	0.0	0.0	0	0	0	0
O.21.17	Fresno State*	1	0	1	0	1	0.0	0.0	0	0	0	0
O.28.17	at Hawai'i*	1	0	1	0	1	0.0	0.0	0	0	0	0
N.4.17	at San José State*	1	0	0	1	1	0.0	0.0	0	0	0	0
N.18.17	Nevada*	1	0	1	0	1	0.0	0.0	0	0	0	0

Date	Opponent	GP	GS	UA	A	TT	TFL	Sk.	Int.	PBU	FF	FR
N.24.17	New Mexico*	1	0	0	0	0	0.0	0.0	0	1	0	0
D.23.17	vs. Army West Point*	1	0	1	1	2	0.0	0.0	0	0	0	0
A.31.18	at No. 13/13 Stanford	1	1	1	4	5	0.5	0.0	0	0	0	0
S.8.18	Sacramento State	1	1	6	1	7	1.0	0.0	0	0	0	0
S.15.18	No. 23/25 Arizona State	1	1	5	1	6	0.0	0.0	0	4	0	0
S.22.18	Eastern Michigan	1	1	3	1	4	1.5	1.0	0	0	1	0
O.6.18	at rv/No. 24 Boise State*	1	1	1	0	1	0.0	0.0	0	0	0	0
O.12.18	Air Force*	1	1	0	2	2	0.0	0.0	0	0	0	0
O.20.18	San José State*	1	1	2	2	4	0.5	0.0	0	0	0	0
O.27.18	at Nevada*	1	1	1	1	2	1.0	0.0	0	0	0	0
N.3.18	at New Mexico*	1	1	2	0	2	0.0	0.0	0	0	0	0
N.10.18	UNLV*	1	1	1	0	1	0.0	0.0	0	0	0	0
N.17.18	at Fresno State*	1	0	1	0	1	0.0	0.0	0	0	0	0
N.24.18	Hawai'i*	1	0	0	0	0	0.0	0.0	0	0	0	0
D.19.18	vs. Ohio#	1	0	1	1	2	0.0	0.0	0	0	0	1
A.31.18	Weber State	1	1	4	0	4	1.0	0.0	0	1	0	0
S.7.19	at UCLA	1	1	2	1	3	1.0	1.0	0	1	1	0
S.14.19	at New Mexico State	1	1	3	1	4	0.0	0.0	0	0	0	0
S.21.19	Utah State*	1	1	4	4	8	0.0	0.0	0	0	0	0
O.5.19	at Colorado State*	1	1	2	1	3	1.0	0.0	0	0	0	0
O.12.19	Wyoming*											
O.19.19	at San José State*											
O.26.19	at UNLV*											
N.9.19	vs. Nevada*											
N.15.19	vs. Fresno State*											
N.23.19	at Hawai'i*											
N.30.19	Brigham Young											

*Bold indicates season high. \* - Mountain West game. @ - 2016 Mountain West Championship (War Memorial Stadium; Laramie, Wyo.). ^ - 2016 Las Vegas Bowl (Sam Boyd Stadium; Las Vegas, Nev.). + - 2017 Lockheed Martin Armed Forces Bowl (Amon Carter Stadium; Fort Worth, Texas). # - 2018 DXL Frisco Bowl (Toyota Stadium; Frisco, Texas).*

# SAN DIEGO STATE, 2019 STATISTICS

Overall: 9-3 MW: 5-3 Home: 4-2 Road: 5-1 Neutral: 0-0

2019 Schedule & Results												
Date	Opponent	SDSU Rk.	Opp. Rk.	TV	Site	Time/Result	Attend.	Top SDSU Rusher	Top SDSU Passer	Top SDSU Receiver	Top SDSU Tackler	
Aug. 31	Weber State	--	--	none	San Diego	W, 6-0	40,222	Washington (22-55-0)	Agnew (16-30-0, 0, 108)	Matthews (3-25-0)	D. Johnson (12)	
Sept. 7	at UCLA	--	--	PAC-12	Pasadena	W, 23-14	36,951	Washington (20-41-0)	Agnew (23-31-0, 1, 293)	K. Smith (7-131-1)	Hawkins (10)	
Sept. 14	at New Mexico State	--	--	FLO	Las Cruces	W, 31-10	10,123	Byrd (22-118-2)	Agnew (17-26-1, 1, 106)	Kothe (4-34-0)	Three with 7	
Sept. 21	Utah State*	--	--	CBSN	San Diego	L, 17-23	27,367	Bell (18-64-0)	Agnew (20-37-1, 2, 281)	K. Smith (7-102-1)	Hall (9)	
Oct. 5	at Colorado State*	--	--	ESPN2	Fort Collins	W, 24-10	29,677	Washington (22-85-0)	Agnew (16-20-0, 3, 147)	K. Smith (7-101-2)	Tezino (13)	
Oct. 12	Wyoming*	--	--	CBSN	San Diego	W, 26-22	28,758	Washington (23-84-1)	Agnew (21-32-0, 2, 209)	Matthews (6-73-0)	D. Johnson (8)	
Oct. 19	at San José State*	rv/rv	--	none	San Jose	W, 27-17	18,285	Washington (13-78-1)	Agnew (13-20-0, 0, 88)	K. Smith (4-29-0)	Tezino (10)	
Oct. 26	at UNLV*	rv/rv	--	CBSN	Las Vegas	W, 20-17	19,652	Washington (16-89-0)	Agnew (14-23-1, 1, 185)	K. Smith (7-78-0)	Tr. Thompson (12)	
Nov. 9	Nevada*	24/24	--	ESPN2	San Diego	L, 13-17	27,973	Bell (11-40-1)	Agnew (18-35-1, 0, 196)	K. Smith (5-40-0)	Tezino/Johnson (9)	
Nov. 15	Fresno State*	rv/rv	--	ESPN2	San Diego	W, 17-7	26,876	Bell (14-53-0)	Agnew (33-47-1, 1, 323)	Matthews (8-119-0)	D. Johnson (8)	
Nov. 23	at Hawai'i**	rv/25	--	Spectrum	Honolulu	L, 11-14	24,911	Jasmin (7-37-0)	Agnew (25-39-0, 0, 229)	K. Smith (6-74-0)	Hall (8)	
Nov. 30	Brigham Young	--/rv	--	CBSN	San Diego	W, 13-3	28,180	Jasmin (7-44-0)	Baker (19-24-0, 1, 172)	Matthews (4-78-0)	Three with 9	
Dec. 21	Central Michigan^	--/--	--	ESPN	Albuquerque							

Rankings listed (AP/USA Today). \* - Mountain West Game. ^ - New Mexico Bowl, Albuquerque, N.M.

TEAM STATISTICS	SDSU	OPP				
<b>SCORING</b>	<b>228</b>	<b>154</b>				
Points Per Game	19.0	12.8				
Points Off Turnovers	48	14				
<b>FIRST DOWNS</b>	<b>235</b>	<b>190</b>				
Rushing	104	65				
Passing	116	110				
Penalty	15	15				
<b>RUSHING YARDAGE</b>	<b>1,604</b>	<b>868</b>				
Yards gained rushing	1,916	1,193				
Yards lost rushing	312	325				
Rushing Attempts	491	329				
Average Per Rush	3.3	2.6				
Average Per Game	133.7	72.3				
TDs Rushing	10	7				
<b>PASSING YARDAGE</b>	<b>2,347</b>	<b>2,596</b>				
Comp-Att-Int	235-366-5	253-418-15				
Average Per Pass	6.4	6.2				
Average Per Catch	10.0	10.3				
Average Per Game	195.6	216.3				
TDs Passing	12	10				
<b>TOTAL OFFENSE</b>	<b>3,951</b>	<b>3,464</b>				
Total Plays	857	747				
Average Per Play	4.6	4.6				
Average Per Game	329.2	288.7				
<b>KICK RETURNS: #-Yards</b>	<b>20-450</b>	<b>12-202</b>				
<b>PUNT RETURNS: #-Yards</b>	<b>26-181</b>	<b>22-188</b>				
<b>INT RETURNS: #-Yards</b>	<b>15-58</b>	<b>5-90</b>				
<b>KICK RETURN AVERAGE</b>	<b>22.5</b>	<b>16.8</b>				
<b>PUNT RETURN AVERAGE</b>	<b>7.0</b>	<b>8.5</b>				
<b>INT RETURN AVERAGE</b>	<b>3.9</b>	<b>18.0</b>				
<b>FUMBLES-LOST</b>	<b>6-2</b>	<b>15-7</b>				
<b>PENALTIES-Yards</b>	<b>72-590</b>	<b>63-491</b>				
Average Per Game	49.2	40.9				
<b>PUNTS-Yards</b>	<b>67-3043</b>	<b>64-2724</b>				
Average Per Punt	45.4	42.6				
Net punt average	40.8	38.8				
<b>KICKOFFS-Yards</b>	<b>56-3472</b>	<b>37-2208</b>				
Average Per Kick	62.0	59.7				
Net kick average	39.6	38.1				
<b>TIME OF POSSESSION/Game</b>	<b>33:29</b>	<b>26:31</b>				
<b>3RD-DOWN Conversions</b>	<b>73/191</b>	<b>57/163</b>				
3rd-Down Pct	38%	35%				
<b>4TH-DOWN Conversions</b>	<b>13/23</b>	<b>9/20</b>				
4th-Down Pct	57%	45%				
<b>SACKS BY-Yards</b>	<b>28-173</b>	<b>20-159</b>				
<b>MISC YARDS</b>	<b>0</b>	<b>5</b>				
<b>TOUCHDOWNS SCORED</b>	<b>24</b>	<b>18</b>				
<b>FIELD GOALS-ATTEMPTS</b>	<b>20-24</b>	<b>9-14</b>				
<b>ON-SIDE KICKS</b>	<b>0-0</b>	<b>0-2</b>				
<b>RED-ZONE SCORES</b>	<b>(31-40) 77%</b>	<b>(23-30) 77%</b>				
<b>RED-ZONE TOUCHDOWNS</b>	<b>(17-40) 43%</b>	<b>(15-30) 50%</b>				
<b>PAT-ATTEMPTS</b>	<b>(22-22) 100%</b>	<b>(17-17) 100%</b>				
<b>ATTENDANCE</b>	<b>179,376</b>	<b>139,689</b>				
Games/Avg Per Game	6/29,896	6/23,282				
Neutral Site Games		0/0				
<b>SCORE BY QUARTER</b>	<b>1st</b>	<b>2nd</b>	<b>3rd</b>	<b>4th</b>	<b>OT</b>	<b>Total</b>
San Diego State	54	48	64	62	-	228
Opponents	44	34	40	36	-	154

RUSHING												
Player	G	Att.	Gain	Loss	Net	Avg.	TD	Long	YPG	100+	Hi	Gm
WASHINGTON, Juwan	9	150	534	34	500	3.3	2	30	55.6	0	89	
BELL, Chance	11	88	397	24	373	4.2	2	22	33.9	1	116	
JASMIN, Chase	12	69	341	26	315	4.6	3	50	26.2	0	70	
BYRD, Jordan	11	61	235	19	216	3.5	2	23	19.6	1	118	
AGNEW, Ryan	11	71	284	164	120	1.7	1	19	10.9	0	44	
WILLIAMS, Kaegun	9	22	85	9	76	3.5	0	14	8.4	0	27	
BROOKSHIRE, Jordan	3	5	15	0	15	3.0	0	7	5.0	0	11	
MATTHEWS, Jesse	12	1	7	0	7	7.0	0	7	0.6	0	7	
BAKER, Carson	1	8	16	9	7	0.9	0	5	7.0	0	7	
BUSBEE, BJ	11	2	2	2	0	0.0	0	2	0.0	0	2	
HEICKLEN, Brandon	12	1	0	2	-2	-2.0	0	0	-0.2	0	-2	
DEDEAUX, Ethan	10	1	0	2	-2	-2.0	0	0	-0.2	0	-2	
TEAM	8	12	0	21	-21	-1.8	0	0	-2.6	0	-1	
<b>SDSU TOTALS</b>	<b>12</b>	<b>491</b>	<b>1,916</b>	<b>312</b>	<b>1,604</b>	<b>3.3</b>	<b>10</b>	<b>50</b>	<b>133.7</b>	<b>2</b>	<b>118</b>	
<b>OPPONENTS</b>	<b>12</b>	<b>329</b>	<b>1,193</b>	<b>325</b>	<b>868</b>	<b>2.6</b>	<b>7</b>	<b>42</b>	<b>72.3</b>	<b>1</b>	<b>113</b>	

PASSING												
Player	G	Effic.	Cmp.	Att.	Int.	Pct.	Yds.	TD	Long	YPG		
AGNEW, Ryan	11	125.00	216	340	5	63.5	2,175	11	49	197.7		
BAKER, Carson	1	153.12	19	24	0	79.2	172	1	33	172.0		
TEAM	8	0.00	0	2	0	0.0	0	0	0	0.0		
<b>SDSU TOTALS</b>	<b>12</b>	<b>126.16</b>	<b>235</b>	<b>366</b>	<b>5</b>	<b>64.2</b>	<b>2,347</b>	<b>12</b>	<b>49</b>	<b>195.6</b>		
<b>OPPONENTS</b>	<b>12</b>	<b>113.41</b>	<b>253</b>	<b>418</b>	<b>15</b>	<b>60.5</b>	<b>2,596</b>	<b>10</b>	<b>58</b>	<b>216.3</b>		

RECEIVING												
Player	G	No.	Yds.	Avg.	TD	Long	YPG	100+	Hi	Re.	Hi	Yd.
SMITH, Kobe	12	57	673	11.8	4	47	56.1	3	7	7	131	
MATTHEWS, Jesse	12	45	522	11.6	0	33	43.5	1	8	8	119	
HOUSTON, Parker	12	17	143	8.4	0	19	11.9	0	5	5	47	
WASHINGTON, Juwan	9	17	100	5.9	2	21	11.1	0	4	4	34	
KOTHE, Elijah	8	15	159	10.6	0	29	19.9	0	4	4	45	
BELLINGER, Daniel	12	14	190	13.6	3	28	15.8	0	4	4	40	
BYRD, Jordan	11	14	51	3.6	0	20	4.6	0	4	4	32	
JASMIN, Chase	12	13	103	7.9	1	20	8.6	0	6	6	40	
BELL, Chance	11	11	79	7.2	0	21	7.2	0	3	3	33	
BUSBEE, BJ	11	11	70	6.4	0	14	6.4	0	2	2	14	
RICHARDSON, Isaiah	11	9	119	13.2	1	49	10.8	0	3	3	65	
DEDEAUX, Ethan	10	6	102	17.0	1	49	10.2	0	2	2	49	
WILLIAMS, Kaegun	9	3	20	6.7	0	11	2.2	0	1	1	11	
LESSARD, Isaac	8	1	18	18.0	0	18	2.2	0	1	1	18	
DINKA, Justin	1	1	7	7.0	0	7	7.0	0	1	1	7	
AGNEW, Ryan	11	1	-9	-9.0	0	0	-0.8	0	1	1	-9	
<b>SDSU TOTALS</b>	<b>12</b>	<b>235</b>	<b>2,347</b>	<b>10.0</b>	<b>12</b>	<b>49</b>	<b>195.6</b>	<b>4</b>	<b>8</b>	<b>8</b>	<b>131</b>	
<b>OPPONENTS</b>	<b>12</b>	<b>253</b>	<b>2,596</b>	<b>10.3</b>	<b>10</b>	<b>58</b>	<b>216.3</b>	<b>1</b>	<b>7</b>	<b>7</b>	<b>121</b>	

TOTAL OFFENSE						
Player	G	Plays	Rush	Pass	Total	YPG
AGNEW, Ryan	11	411	120	2,175	2,295	208.6
WASHINGTON, Juwan	9	150	500	0	500	55.6
BELL, Chance	11	88	373	0	373	33.9
JASMIN, Chase	12	69	315	0	315	26.2
BYRD, Jordan	11	61	216	0	216	19.6
BAKER, Carson	1	32	7	172	179	179.0
WILLIAMS, Kaegun	9	22	76	0	76	8.4
BROOKSHIRE, Jordan	3	5	15	0	15	5.0
MATTHEWS, Jesse	12	1	7	0	7	0.6
HEICKLEN, Brandon	12	1	-2	0	-2	-0.2
DEDEAUX, Ethan	10	1	-2	0	-2	-0.2
TEAM	8	14	-21	0	-21	-2.6
<b>SDSU TOTALS</b>	<b>12</b>	<b>857</b>	<b>1,604</b>	<b>2,347</b>	<b>3,951</b>	<b>329.2</b>
<b>OPPONENTS</b>	<b>12</b>	<b>747</b>	<b>868</b>	<b>2,596</b>	<b>3,464</b>	<b>288.7</b>

# SAN DIEGO STATE, 2019 STATISTICS, cont.

PUNT RETURNS					
Player	No.	Yards	Avg.	TD	Long
BYRD, Jordan	12	93	7.8	0	17
MATTHEWS, Jesse	11	78	7.1	0	25
THOMPSON, Tariq	2	3	1.5	0	3
THOMPSON, Trenton	1	7	7.0	0	0
MCDONALD, Caden	0	0	0.0	1	0
<b>SDSU TOTALS</b>	<b>26</b>	<b>181</b>	<b>7.0</b>	<b>1</b>	<b>25</b>
<b>OPPONENTS</b>	<b>22</b>	<b>188</b>	<b>8.5</b>	<b>0</b>	<b>30</b>

KICKOFF RETURNS					
Player	No.	Yards	Avg.	TD	Long
BYRD, Jordan	13	266	20.5	0	33
WILLIAMS, Kaegun	4	140	35.0	1	95
JASMIN, Chase	2	30	15.0	0	20
DEDEAUX, Ethan	1	14	14.0	0	14
<b>SDSU TOTALS</b>	<b>20</b>	<b>450</b>	<b>22.5</b>	<b>1</b>	<b>95</b>
<b>OPPONENTS</b>	<b>12</b>	<b>202</b>	<b>16.8</b>	<b>0</b>	<b>39</b>

INTERCEPTION RETURNS					
Player	No.	Yards	Avg.	TD	Long
BARCOO, Luq	8	5	0.6	0	5
THOMPSON, Tariq	3	5	1.7	0	5
TEZINO, Kyahva	1	17	17.0	0	17
HALL, Darren	1	0	0.0	0	0
MCDONALD, Caden	1	11	11.0	0	11
JOHNSON, Dwayne	1	20	20.0	0	20
<b>SDSU TOTALS</b>	<b>15</b>	<b>58</b>	<b>3.9</b>	<b>0</b>	<b>20</b>
<b>OPPONENTS</b>	<b>5</b>	<b>90</b>	<b>18.0</b>	<b>1</b>	<b>48</b>

FUMBLE RETURNS					
Player	No.	Yards	Avg.	TD	Long
THOMPSON, Tariq	2	48	24.0	0	45
<b>SDSU TOTALS</b>	<b>2</b>	<b>48</b>	<b>24.0</b>	<b>0</b>	<b>45</b>
<b>OPPONENTS</b>	<b>0</b>	<b>0</b>	<b>0.0</b>	<b>0</b>	<b>0</b>

PUNTING (NET)										
Player	No.	Yds.	Avg.	Lg.	TB	120	50+	Blk.	Yds.	Avg.
HEICKLEN, Brandon	67	3,043	45.4	61	6	32	24	0	2,735	40.8
<b>SDSU TOTALS</b>	<b>67</b>	<b>3,043</b>	<b>45.4</b>	<b>61</b>	<b>6</b>	<b>32</b>	<b>24</b>	<b>0</b>	<b>2,735</b>	<b>40.8</b>
<b>OPPONENTS</b>	<b>64</b>	<b>2,724</b>	<b>42.6</b>	<b>64</b>	<b>3</b>	<b>18</b>	<b>14</b>	<b>1</b>	<b>2,483</b>	<b>38.8</b>

FIELD GOALS										
Player	FGM-A	Pct.	1-19	20-29	30-39	40-49	50+	Lg.		
ARAIZA, Matt	20-24	83.3	0-0	10-10	4-5	6-9	0-0	47		
WSU: 34g, 29g; UCLA: 43g, 47wr, 31g, 25g, NMSU: 40g; USU: 22g; CSU: 22g; WYO: 47g, 32g, 38wr; SJSU: 41g, 27g; UNLV: 25g, 34g; NEV: 21g, 44g; FS: 22g, 42b; UH: 27g, 48wr; BYU: 44g, 27g										
<b>SDSU TOTALS</b>	<b>20-24</b>	<b>83.3</b>	<b>0-0</b>	<b>10-10</b>	<b>4-5</b>	<b>6-9</b>	<b>0-0</b>	<b>47</b>		
<b>OPPONENTS</b>	<b>9-14</b>	<b>64.3</b>	<b>0-0</b>	<b>4-6</b>	<b>4-4</b>	<b>1-4</b>	<b>0-0</b>	<b>46</b>		

KICKOFFS (NET)								
Player	No.	Yds.	Avg.	TB	OB	Ret.	Yds.	Avg.
ARAIZA, Matt	56	3,472	62.0	42	0	202	2,220	39.6
<b>SDSU TOTALS</b>	<b>56</b>	<b>3,472</b>	<b>62.0</b>	<b>42</b>	<b>0</b>	<b>202</b>	<b>2,220</b>	<b>39.6</b>
<b>OPPONENTS</b>	<b>37</b>	<b>2,208</b>	<b>59.7</b>	<b>14</b>	<b>0</b>	<b>450</b>	<b>1,408</b>	<b>38.1</b>

## SCORING

Player	TD	FGs	Kick	Rush	PATs				Safety	Points
					Rcv.	Pass	DXP			
ARAIZA, Matt	0	20-24	22-22	0-0	0	0-0	0	0	0	82
JASMIN, Chase	4	0-0	0-0	0-0	0	0-0	0	0	0	24
SMITH, Kobe	4	0-0	0-0	0-0	0	0-0	0	0	0	24
WASHINGTON, Juwan	4	0-0	0-0	0-0	0	0-0	0	0	0	24
BELLINGER, Daniel	3	0-0	0-0	0-0	0	0-0	0	0	0	18
BYRD, Jordan	2	0-0	0-0	0-0	0	0-0	0	0	0	12
BELL, Chance	2	0-0	0-0	0-0	0	0-0	0	0	0	12
AGNEW, Ryan	1	0-0	0-0	1-1	0	0-1	0	0	0	8
WILLIAMS, Kaegun	1	0-0	0-0	0-0	0	0-0	0	0	0	6
RICHARDSON, Isaiah	1	0-0	0-0	0-0	0	0-0	0	0	0	6
DEDEAUX, Ethan	1	0-0	0-0	0-0	0	0-0	0	0	0	6
MCDONALD, Caden	1	0-0	0-0	0-0	0	0-0	0	0	0	6
<b>SDSU TOTALS</b>	<b>24</b>	<b>20-24</b>	<b>22-22</b>	<b>1-1</b>	<b>0</b>	<b>0-1</b>	<b>0</b>	<b>0</b>	<b>0</b>	<b>228</b>
<b>OPPONENTS</b>	<b>18</b>	<b>9-14</b>	<b>17-17</b>	<b>1-1</b>	<b>0</b>	<b>0-0</b>	<b>0</b>	<b>0</b>	<b>0</b>	<b>154</b>

## ALL-PURPOSE YARDAGE

Player	G	Rush	Rec.	PR	KOR	IR	Total	YPG
SMITH, Kobe	12	0	673	0	0	0	673	56.1
BYRD, Jordan	11	216	51	93	266	0	626	56.9
MATTHEWS, Jesse	12	7	522	78	0	0	607	50.6
WASHINGTON, Juwan	9	500	100	0	0	0	600	66.7
BELL, Chance	11	373	79	0	0	0	452	41.1
JASMIN, Chase	12	315	103	0	30	0	448	37.3
WILLIAMS, Kaegun	9	76	20	0	140	0	236	26.2
BELLINGER, Daniel	12	0	190	0	0	0	190	15.8
KOTHE, Elijah	8	0	159	0	0	0	159	19.9
HOUSTON, Parker	12	0	143	0	0	0	143	11.9
RICHARDSON, Isaiah	11	0	119	0	0	0	119	10.8
DEDEAUX, Ethan	10	-2	102	0	14	0	114	11.4
AGNEW, Ryan	11	120	-9	0	0	0	111	10.1
BUSBEE, BJ	11	0	70	0	0	0	70	6.4
JOHNSON, Dwayne	12	0	0	0	0	20	20	1.7
LESSARD, Isaac	8	0	18	0	0	0	18	2.2
TEZINO, Kyahva	12	0	0	0	0	17	17	1.4
BROOKSHIRE, Jordan	3	15	0	0	0	0	15	5.0
MCDONALD, Caden	12	0	0	0	0	11	11	0.9
THOMPSON, Tariq	12	0	0	3	0	5	8	0.7
THOMPSON, Trenton	11	0	0	7	0	0	7	0.6
BAKER, Carson	1	7	0	0	0	0	7	7.0
DINKA, Justin	1	0	7	0	0	0	7	7.0
BARCOO, Luq	12	0	0	0	0	5	5	0.4
HEICKLEN, Brandon	12	-2	0	0	0	0	-2	-0.2
TEAM	8	-21	0	0	0	0	-21	-2.6
<b>SDSU TOTALS</b>	<b>12</b>	<b>1,604</b>	<b>2,347</b>	<b>181</b>	<b>450</b>	<b>58</b>	<b>4,640</b>	<b>386.7</b>
<b>OPPONENTS</b>	<b>12</b>	<b>868</b>	<b>2,596</b>	<b>188</b>	<b>202</b>	<b>90</b>	<b>3,944</b>	<b>328.7</b>

# SAN DIEGO STATE, 2019 STATISTICS, cont.

## DEFENSIVE

Player	GP-GS	-----Tackles-----			TFL/Yds.	--Sacks--	-----Pass Def-----			QBH	-----Fumbles-----		Blk Kick	Saf.	
		Solo	Ast.	Total			Int.-Yds	BrUp	Rcv.-Yds		FF				
TEZINO, Kyahva	12-12	42	54	96	9.0-44	3.0-24	1-17	2	21		2	.	.		
JOHNSON, Dwayne	12-12	50	36	86	1.5-2	.	1-20	5	.		2-0	1	.	.	
THOMPSON, Tariq	12-12	41	10	51	3.0-13	1.0-10	3-5	8	.		3-48	1	.	.	
BARCOO, Luq	12-12	41	10	51	5.0-10	0.5-3	8-5	16	.			.	.	.	
THOMAS, Cameron	12-11	19	26	45	8.0-26	4.5-19	.	2	11			.	.	.	
HALL, Darren	11-10	29	14	43	2.5-9	0.5-3	1-0	16	1		2	.	.	.	
THOMPSON, Trenton	11-4	32	10	42	2.0-3	.	.	2	.			.	1	.	.
BANKS, Keshawn	12-12	19	22	41	13.5-50	4.5-26	.	1	9			.	.	.	.
CHEATUM, Myles	12-12	18	21	39	9.5-47	5.0-36	.	2	12			.	.	.	.
ALEKI, Andrew	12-7	14	21	35	4.5-17	1.0-5	.	1	5			.	.	.	.
CASSIDY, Troy	12-8	18	17	35	3.0-18	1.0-14	.	1	9			.	.	.	.
MCDONALD, Caden	12-9	13	17	30	5.5-17	2.5-11	1-11	1	6		1-0	.	.	.	.
HAWKINS, Tayler	12-5	18	12	30	3.0-9	.	.	.	1			.	.	.	.
WOODS, Kyree	5-5	15	7	22	3.0-14	1.0-11	.	2	.		1	.	.	.	.
TAVAI, Jonah	11-1	6	8	14	2.0-7	1.5-6	.	.	.			.	.	.	.
LAKALAKA, Seyddrick	12-0	5	1	6	.	.	.	.	.			.	.	.	.
SHAWCROFT, Michael	12-0	3	2	5	.	.	.	.	.			.	.	.	.
HIMPHILL, Kaelin	12-0	3	1	4	.	.	.	.	.			.	.	.	.
MITCHELL, Connor	12-0	3	1	4	1.0-3	.	.	.	.			.	.	.	.
LECKY, Jalil	6-0	3	1	4	1.0-1	1.0-1	.	.	.			.	.	.	.
HARRIS, Nolen	11-0	2	1	3	.	.	.	.	.			.	.	.	.
SCOTT, Rashad	7-0	1	1	2	.	.	.	.	.		1-0	.	.	.	.
HINES, Sam	6-0	2	.	2	1.0-4	1.0-4	.	.	.			.	.	.	.
HEICKLEN, Brandon	12-0	2	.	2	.	.	.	.	.			.	.	.	.
MAILANGI, Sefo	9-0	2	.	2	.	.	.	.	.			.	.	.	.
STYLES, Clifton	9-0	1	1	2	.	.	.	.	.			.	.	.	.
BELLINGER, Daniel	12-10	2	.	2	.	.	.	.	.			.	.	.	.
ISMAEL, Keith	12-12	1	.	1	.	.	.	.	.			.	.	.	.
WILLIAMS, Kaegun	9-0	.	1	1	.	.	.	.	.			.	.	.	.
BOUDREAU, Neil	3-0	.	1	1	.	.	.	.	.			.	.	.	.
BUSBEE, BJ	11-0	1	.	1	.	.	.	.	.			.	.	.	.
HOUSTON, Parker	12-9	1	.	1	.	.	.	.	.			1	.	.	.
SMITH, Kobe	12-9	1	.	1	.	.	.	.	.			.	.	.	.
TEAM	8-0	1	.	1	.	1.0-0	.	.	.			.	.	.	.
<b>SDSU TOTALS</b>	<b>12-0</b>	<b>409</b>	<b>296</b>	<b>705</b>	<b>78-294</b>	<b>28-173</b>	<b>15-58</b>	<b>59</b>	<b>75</b>	<b>7-48</b>	<b>8</b>	<b>1</b>	<b>0</b>		
<b>OPPONENTS</b>	<b>12-0</b>	<b>540</b>	<b>320</b>	<b>860</b>	<b>83.0-300</b>	<b>20-159</b>	<b>5-90</b>	<b>41</b>	<b>51</b>	<b>2-0</b>	<b>2</b>	<b>1</b>	<b>0</b>		

## GAME SUMMARIES

Game	Score	Score By Quarters					First Downs				Rushing			Passing			Total Off.		Return Yards	Punting No-Avg	Fumbles No-Lost	Pen. No-Yds	Third Downs	Avg. F. Pos	ToP
		1	2	3	4	OT	Tot	Ru	Pa	Pn	Att	Yards	TD	C-A-1	Yards	TD	Att	Yards							
Weber State	0	0	0	0	0	-	5	2	3	0	19	35	0	21-32-1	119	0	51	154	74	10-43.1	0-0	5-31	3-15	WS 22	27:58
at SDSU	6	0	3	0	3	-	14	9	5	0	43	130	0	16-30-0	108	0	73	238	28	9-44.1	2-1	2-10	5-20	SD 33	32:02
at UCLA	14	7	0	7	0	-	16	5	10	1	32	62	1	24-35-0	199	1	67	261	52	5-44.6	4-2	7-52	5-14	LA 26	21:44
SDSU	23	10	0	10	3	-	22	3	15	4	47	80	1	23-31-0	293	1	78	373	20	5-38.2	1-0	5-50	6-15	SD 37	38:16
at NMSU	10	0	0	10	0	-	17	4	13	0	24	30	0	26-41-2	299	1	65	329	19	4-44.2	3-2	8-68	6-14	NM 23	35:04
SDSU	31	7	10	7	7	-	24	18	6	0	47	281	3	17-26-1	116	1	72	397	80	5-40.6	0-0	7-41	7-14	SD 38	24:56
Utah State	23	7	13	3	0	-	23	6	16	1	27	82	1	30-47-0	293	0	74	375	107	4-39.8	2-0	3-30	8-16	US 32	23:05
at SDSU	17	3	0	14	0	-	25	10	14	1	46	91	0	20-37-1	281	2	83	372	101	4-39.2	2-0	7-61	8-19	SD 22	36:55
at Colorado State	10	3	7	7	7	-	13	2	8	3	18	25	0	19-32-3	147	1	57	235	5	5-51.6	1-1	5-33	4-13	CS 27	25:11
SDSU	24	3	0	0	7	-	14	6	7	1	43	91	0	16-20-0	217	3	63	238	53	8-44.5	0-0	7-55	3-14	SD 34	34:49
Wyoming	22	0	14	0	8	-	11	6	4	1	39	157	2	5-14-1	109	1	53	266	28	5-48.0	1-1	6-70	5-12	WY 27	26:37
at SDSU	26	3	3	13	7	-	21	8	10	3	36	120	1	21-32-0	209	2	68	329	84	4-49.2	0-0	5-40	7-16	SD 28	33:23
at San José State	17	7	0	3	7	-	15	4	9	2	17	54	0	19-36-1	218	2	53	272	25	6-43.0	0-0	1-15	4-11	SJ 19	19:38
SDSU	27	7	6	14	0	-	22	14	7	1	55	260	2	13-20-0	88	1	75	348	142	5-45.8	0-0	12-85	7-17	SD 43	40:22
at UNLV	17	0	7	3	7	-	18	7	10	1	33	121	0	21-39-0	255	2	72	376	23	6-38.3	2-0	7-42	2-14	LV 19	31:59
SDSU	20	14	3	3	0	-	18	8	9	1	37	150	0	14-23-1	185	1	60	335	92	6-43.7	0-0	4-44	4-13	SD 27	28:01
Nevada	17	3	0	7	7	-	12	4	6	2	28	29	1	20-27-1	197	1	55	226	77	6-51.2	0-0	4-28	2-12	NV 35	27:41
at SDSU	13	0	3	7	3	-	18	8	9	1	39	113	1	18-35-1	196	0	74	309	67	6-40.7	0-0	9-79	7-18	SD 25	32:19
Fresno State	7	7	0	0	0	-	13	5	6	2	27	70	1	14-26-3	137	0	53	207	46	5-42.6	1-0	7-55	3-12	FS 20	23:55
at SDSU	17	7	3	0	7	-	24	6	16	2	37	102	1	33-47-1	323	1	84	425	26	3-56.7	1-1	5-50	9-17	SD 34	36:05
at Hawai'i	14	7	0	7	0	-	24	13	10	1	31	132	1	22-35-1	215	1	66	347	6	4-40.8	0-0	6-47	9-13	UH 14	33:52
SDSU	11	0	3	0	8	-	21	10	10	1	26	89	1	25-40-0	229	0	66	318	0	5-41.4	0-0	5-45	6-14	SD 28	26:08
Brigham Young	3	3	0	0	0	-	23	7	15	1	27	78	0	32-54-2	338	0	81	416	18	4-32.0	1-1	4-20	6-17	BY 22	31:39
at SDSU	13	0	7	3	3	-	12	5	7	0	35	97	0	19-25-0	172	1	60	269	43	7-46.1	0-0	4-30	4-14	SD 30	28:21

Central Michigan vs. SDSU

# RED ZONE STATISTICS

## San Diego State Inside Opponent Red-Zone

Date	Opponent	Score	Times		Total Pts	Rush			Pass TDs	FGs Made	Failed to score inside RZ					
			In RZ	Score		TDs	TDs	TDs			FGA	Dow	Int	Fum	Half	Gam
Aug 31, 201	WEBER STATE	6-0	3	2	6	0	0	0	2	0	0	0	1	0	0	
Sep 07, 201	at UCLA	23-14	4	3	13	1	1	0	2	0	0	0	0	1	0	
Sep 14, 201	at New Mexico State	31-10	4	4	28	4	3	1	0	0	0	0	0	0	0	
Sep 21, 201	UTAH STATE	L 17-23	3	2	10	1	0	1	1	0	1	0	0	0	0	
Oct 05, 201	at Colorado State	24-10	5	4	24	3	0	3	1	0	1	0	0	0	0	
Oct 12, 201	WYOMING	26-22	4	4	23	3	1	2	1	0	0	0	0	0	0	
Oct 19, 201	at San Jose State	27-17	3	2	10	1	1	0	1	0	0	0	0	1	0	
Oct 26, 201	at UNLV	20-17	2	2	6	0	0	0	2	0	0	0	0	0	0	
Nov 09, 201	NEVADA	L 13-17	3	2	10	1	1	0	1	0	0	1	0	0	0	
Nov 15, 201	FRESNO STATE	17-7	5	3	17	2	1	1	1	0	1	0	1	0	0	
Nov 23, 201	at Hawai'i	L 11-14	2	2	11	1	1	0	1	0	0	0	0	0	0	
Nov 30, 201	BRIGHAM YOUNG	13-3	2	1	3	0	0	0	1	0	1	0	0	0	0	
Totals			40	31	161	17	9	8	14	0	4	1	2	2	0	
31 of 40 (77.5%)																

## Opponents Inside San Diego State Red-Zone

Date	Opponent	Score	Times		Total Pts	Rush			Pass TDs	FGs Made	Failed to score inside RZ					
			In RZ	Score		TDs	TDs	TDs			FGA	Dow	Int	Fum	Half	Gam
Aug 31, 201	WEBER STATE	6-0	0	0	0	0	0	0	0	0	0	0	0	0	0	
Sep 07, 201	at UCLA	23-14	2	2	14	2	1	1	0	0	0	0	0	0	0	
Sep 14, 201	at New Mexico State	31-10	1	0	0	0	0	0	0	0	1	0	0	0	0	
Sep 21, 201	UTAH STATE	L 17-23	5	4	16	1	1	0	3	0	0	0	0	1	0	
Oct 05, 201	at Colorado State	24-10	3	2	10	1	0	1	1	0	1	0	0	0	0	
Oct 12, 201	WYOMING	26-22	3	3	22	3	2	1	0	0	0	0	0	0	0	
Oct 19, 201	at San Jose State	27-17	3	3	17	2	0	2	1	0	0	0	0	0	0	
Oct 26, 201	at UNLV	20-17	2	2	10	1	0	1	1	0	0	0	0	0	0	
Nov 09, 201	NEVADA	L 13-17	4	3	17	2	1	1	1	0	0	1	0	0	0	
Nov 15, 201	FRESNO STATE	17-7	2	1	7	1	1	0	0	0	0	1	0	0	0	
Nov 23, 201	at Hawai'i	L 11-14	2	2	14	2	1	1	0	0	0	0	0	0	0	
Nov 30, 201	BRIGHAM YOUNG	13-3	3	1	3	0	0	0	1	2	0	0	0	0	0	
Totals			30	23	130	15	7	8	8	2	2	2	0	1	0	
23 of 30 (76.7%)																

## HECKLEN PUNT-BY-PUNT

Opponent	From	To	Yds	Return	Net	FP	Opponent	From	To	Yds	Return	Net	FP	Opponent	From	To	Yds	Return	Net	FP	
Weber State	SD 26	Opp 33	41	fair catch	41	Opp 33	at Colorado State	SD 32	Opp 15	53	15 yards	38	Opp 30	Nevada	SD 41	Opp 00	59	touchback	39	Opp 20	
	SD 40	Opp 14	46	fair catch	46	Opp 14		SD 45	Opp 14	41	out-of-bounds	41	Opp 14*		SD 38	Opp 11	51	19 yards	32	Opp 30	
	SD 33	Opp 09	58	0 yards	58	Opp 09**		SD 45	Opp 12	54	-7 yards	61	Opp 03^***		SD 13	Opp 40	47	23 yards	24	SD 22^	
	SD 45	Opp 00	55	touchback	35	Opp 20		SD 13	SD 40	27	out-of-bounds	27	SD 40		SD 07	Opp 44	49	5 yards	44	Opp 49	
	SD 39	Opp 11	50	10 yards	40	Opp 21		SD 47	Opp 10	43	fair catch	43	Opp 10*		SD 09	Opp 45	46	fair catch	46	Opp 45	
	SD 43	Opp 02	55	downed	55	Opp 02**		SD 09	50	41	fair catch	41	50		SD 45	Opp 00	55	touchback	35	Opp 20	
	SD 16	Opp 33	51	fair catch	51	Opp 33		SD 11	Opp 44	45	fair catch	45	Opp 44		Fresno State	SD 39	Opp 00	61	touchback	41	Opp 10^
	SD 21	Opp 35	44	fair catch	44	Opp 35		SD 19	Opp 29	52	-3 yards	55	Opp 26		SD 43	Opp 03	54	downed	54	Opp 03**	
SD 41	Opp 18	41	3 yards	38	Opp 21	Wyoming	SD 23	Opp 26	51	10 yards	41	Opp 36	SD 45	Opp 00	55	touchback	35	Opp 20			
at UCLA	SD 25	Opp 29	46	30 yards	16	SD 41	SD 35	Opp 08	57	11 yards	46	Opp 19*	at Hawai'i	Opp 48	Opp 08	40	fair catch	40	Opp 08**		
	SD 46	Opp 12	42	out-of-bounds	42	Opp 06^***	SD 17	Opp 46	37	downed	37	Opp 46	Opp 38	Opp 02	36	downed	36	Opp 02**			
	Opp 39	Opp 12	27	out-of-bounds	27	Opp 12*	SD 30	Opp 18	52	7 yards	45	N/A	Opp 39	Opp 07	32	out-of-bounds	32	Opp 07**			
	SD 33	Opp 26	41	13 yards	28	Opp 39	at San José State	SD 29	Opp 12	59	downed	59	Opp 12*	SD 39	Opp 04	57	downed	57	Opp 03**		
Opp 45	Opp 10	35	out-of-bounds	35	Opp 10*	Opp 36	Opp 02	34	downed	34	Opp 02**	SD 46	Opp 12	42	fair catch	42	Opp 12*				
at New Mexico St.	SD 44	Opp 22	34	fair catch	34	Opp 22	SD 18	Opp 35	47	8 yards	39	Opp 43	Brigham Young	SD 39	Opp 15	46	downed	46	Opp 15*		
	SD 35	Opp 14	51	11 yards	40	Opp 13^	Opp 36	Opp 01	35	downed	35	Opp 01**	SD 14	Opp 35	51	19 yards	32	SD 46			
	Opp 41	Opp 00	41	touchback	21	Opp 20	SD 45	Opp 01	54	downed	54	Opp 01**	SD 33	Opp 20	47	-1 yard	48	Opp 19*			
	SD 18	Opp 34	48	5 yards	43	Opp 39	at UNLV	SD 26	Opp 21	53	6 yards	47	Opp 27	SD 43	Opp 12	46	fair catch	46	Opp 12*		
Opp 35	Opp 06	29	downed	29	Opp 06**	Opp 47	Opp 10	37	fair catch	37	Opp 10*	SD 09	Opp 44	47	fair catch	47	Opp 44				
Utah State	Opp 40	Opp 12	28	downed	28	Opp 12*	SD 43	Opp 10	47	fair catch	47	Opp 10*	SD 45	Opp 09	46	fair catch	46	Opp 09**			
	SD 20	Opp 30	50	out-of-bounds	50	Opp 30	SD 45	Opp 10	45	0 yards	45	Opp 10*	Opp 45	Opp 04	41	downed	41	Opp 04**			
	SD 16	Opp 35	49	fair catch	49	Opp 50^	Opp 40	Opp 07	33	fair catch	33	Opp 7**									
	SD 50	Opp 20	30	out-of-bounds	30	Opp 20	SD 34	Opp 19	47	4 yards	43	Opp									

\* - indicates possession started inside opponent 20; \*\* - indicates possession started inside opponent 10; ^ - indicates there was a penalty on the play, resulting in a new spot; N/A - indicates the punt returner fumbled and lost possession

# 2019 SAN DIEGO STATE GAME-BY-GAME

## TEAM STATISTICS

Date	Opponent	Rushing				Receiving				Passing				Kick Returns				Punt Returns				tot off		
		no.	yds	td	lg	no.	yds	td	lg	cmp	att	int	yds	td	lg	no.	yds	td	lg	no.	yds		td	lg
Aug 31	WEBER STATE	43	130	0	23	16	108	0	12	16	30	0	108	0	12	0	0	0	0	5	28	0	8	238
Sep 07	at UCLA	47	80	1	19	23	293	1	34	23	31	0	293	1	34	0	0	0	0	1	17	0	17	373
Sep 14	at New Mexico State	47	281	3	22	17	116	1	14	17	26	1	116	1	14	1	14	0	14	1	4	0	4	397
Sep 21	UTAH STATE	46	91	0	14	20	281	2	49	20	37	1	281	2	49	5	88	0	22	2	13	0	13	372
Oct 05	at Colorado State	43	91	0	14	16	147	3	42	16	20	0	147	3	42	1	33	0	33	2	15	0	12	238
Oct 12	WYOMING	36	120	1	18	21	209	2	28	21	32	0	209	2	28	3	63	0	22	3	21	0	9	329
Oct 19	at San Jose State	55	260	2	50	13	88	0	11	13	20	0	88	0	11	2	121	1	95	2	11	0	11	348
Oct 26	at UNLV	37	150	0	30	14	185	1	49	14	23	1	185	1	49	3	37	0	14	5	55	1	25	335
Nov 09	NEVADA	39	113	1	19	18	196	0	28	18	35	1	196	0	28	2	50	0	28	3	17	0	9	309
Nov 15	FRESNO STATE	37	102	1	20	33	323	1	29	33	47	1	323	1	29	2	26	0	20	2	0	0	1	425
Nov 23	at Hawai'i	26	89	1	11	25	229	0	25	25	40	0	229	0	25	0	0	0	0	0	0	0	0	318
Nov 30	BRIGHAM YOUNG	35	97	0	17	19	172	1	33	19	25	0	172	1	33	1	18	0	18	0	0	0	0	269
San Diego State		491	1604	10	50	235	2347	12	49	235	366	5	2347	12	49	20	450	1	95	26	181	1	25	3951
		329	868	7	42	253	2596	10	58	253	418	1	2596	10	58	12	202	0	39	22	188	0	30	3464

Games: 12 • Avg/rush: 3.3 • Avg/catch: 10.0 • Pass effic: 126.16 • KR avg: 22.5 • PR avg: 7.0 • All purpose avg/game: 386.7 • Tot:

Date	Opponent	Tackles				Sacks no-yds	Fumble		Pass Defense			blkd kick	PAT Attempts			off			
		ua	a	total	tfl-yds		ff	fr-yds	int-yds	qbh	brup		kick	rush	rcv	saf	t/o	pts	
Aug 3	WEBER STATE	33	16	49	6.0-14	1.0-4	0	0-0	1-0	2	6	0	0-0	0	0	0	0	0	6
Sep 0	at UCLA	47	16	63	10.0-35	3.0-18	3	2-3	0-0	3	5	0	2-2	0	0	0	0	10	23
Sep 1	at New Mexico State	34	32	66	9.0-46	6.0-40	2	2-45	2-17	5	3	0	4-4	0	0	0	14	31	
Sep 2	UTAH STATE	39	30	69	6.0-11	0.0-0	0	0-0	0-0	11	6	0	2-2	0	0	0	0	17	
Oct 05	at Colorado State	27	34	61	11.0-41	4.0-19	1	1-0	3-5	3	5	0	3-3	0	0	0	14	24	
Oct 12	WYOMING	30	28	58	3.0-8	1.0-3	1	1-0	1-0	4	4	0	2-2	0	0	0	0	26	
Oct 19	at San Jose State	21	22	43	3.0-10	1.0-5	0	0-0	1-11	8	5	0	3-3	0	0	0	0	27	
Oct 26	at UNLV	34	34	68	5.0-19	3.0-16	0	0-0	0-0	10	6	1	2-2	0	0	0	0	20	
Nov 0	NEVADA	36	24	60	7.0-25	2.0-14	0	0-0	1-0	2	3	0	1-1	0	0	0	0	13	
Nov 1	FRESNO STATE	25	24	49	6.0-27	2.0-15	0	0-0	3-0	7	4	0	2-2	0	0	0	7	17	
Nov 2	at Hawai'i	41	14	55	7.0-29	3.0-15	0	0-0	1-0	7	3	0	0-0	1	0	0	3	11	
Nov 3	BRIGHAM YOUNG	42	22	64	5.0-29	2.0-24	1	1-0	2-25	13	8	0	1-1	0	0	0	0	13	
San Diego State		409	296	705	78.0-294	29.0-173	8	7-48	15-58	75	58	1	22-22	1	0	0	48	228	
		540	320	860	83.0-300	20.0-159	2	2-0	5-90	51	41	1	17-17	1	0	0	14	154	

Date	Opponent	Punting										Field Goals			Kickoffs				
		no.	yds	avg	long	blkd	tb	fc	50+	i20	md-att	long	blkd	no.	yds	avg	tb	ob	
Aug 3	WEBER STATE	9	441	49.0	58	0	1	4	5	3	2-2	34	0	3	195	65.0	1	0	
Sep 0	at UCLA	5	191	38.2	46	0	0	0	0	3	3-4	43	0	6	367	61.2	5	0	
Sep 1	at New Mexico State	5	203	40.6	51	0	1	1	1	2	1-1	40	0	6	390	65.0	6	0	
Sep 2	UTAH STATE	4	157	39.2	50	0	0	1	1	1	1-1	22	0	4	244	61.0	1	0	
Oct 05	at Colorado State	8	356	44.5	54	0	0	3	3	3	1-1	22	0	5	300	60.0	4	0	
Oct 12	WYOMING	4	197	49.2	57	0	0	0	3	1	2-3	47	0	6	390	65.0	6	0	
Oct 19	at San Jose State	5	229	45.8	59	0	0	0	2	4	2-2	41	0	6	347	57.8	4	0	
Oct 26	at UNLV	6	262	43.7	53	0	0	3	1	4	2-2	34	0	5	325	65.0	5	0	
Nov 0	NEVADA	6	307	51.2	59	0	2	1	3	0	2-2	44	0	4	246	61.5	3	0	
Nov 1	FRESNO STATE	3	170	56.7	61	0	2	0	3	1	1-2	22	1	4	260	65.0	2	0	
Nov 2	at Hawai'i	5	207	41.4	57	0	0	2	1	5	1-2	27	0	3	174	58.0	2	0	
Nov 3	BRIGHAM YOUNG	7	323	46.1	51	0	0	3	1	5	2-2	44	0	4	234	58.5	3	0	
San Diego State		67	3043	45.4	61	0	6	18	24	32	20-24	47	1	56	3472	62.0	42	0	
		64	2724	42.6	64	1	3	19	14	18	9-14	46	0	37	2208	59.7	14	0	

# 2019 OPPONENT GAME-BY-GAME

## OPPONENT STATISTICS

Date	Opponent	Rushing				Receiving				Passing				Kick Returns				Punt Returns				tot off
		no.	yds	td	lg	no.	yds	td	lg	cmp-att-int	yds	td	lg	no.	yds	td	lg	no.	yds	td	lg	
Aug 31	WEBER STATE	19	35	0	12	21	119	0	31	21-32-1	119	0	31	2	61	0	39	3	13	0	10	154
Sep 07	at UCLA	32	62	1	12	24	199	1	24	24-35-0	199	1	24	1	9	0	9	2	43	0	30	261
Sep 14	at New Mexico State	24	30	0	22	26	299	1	35	26-41-2	299	1	35	0	0	0	0	2	16	0	11	329
Sep 21	UTAH STATE	27	82	1	12	30	293	0	48	30-47-0	293	0	48	3	59	0	24	0	0	0	0	375
Oct 05	at Colorado State	25	18	0	11	19	217	1	57	19-32-3	217	1	57	0	0	0	0	3	5	0	15	235
Oct 12	WYOMING	39	157	2	26	5	109	1	45	5-14-1	109	1	45	0	0	0	0	3	28	0	11	266
Oct 19	at San Jose State	17	54	0	19	19	218	2	52	19-36-1	218	2	52	1	17	0	17	1	8	0	8	272
Oct 26	at UNLV	33	121	0	42	21	255	2	58	21-39-0	255	2	58	0	0	0	0	3	10	0	6	376
Nov 09	NEVADA	28	29	1	11	20	197	1	50	20-27-1	197	1	50	1	8	0	8	3	47	0	23	226
Nov 15	FRESNO STATE	27	70	1	16	14	137	0	53	14-26-3	137	0	53	2	42	0	24	0	0	0	0	207
Nov 23	at Hawai'i	31	132	1	15	22	215	1	21	22-35-1	215	1	21	1	6	0	6	0	0	0	0	347
Nov 30	BRIGHAM YOUNG	27	78	0	17	32	338	0	35	32-54-2	338	0	35	1	0	0	0	2	18	0	19	416
Opponents		329	868	7	42	253	2596	10	58	253-418-1	2596	10	58	12	202	0	39	22	188	0	30	3464
		491	1604	10	50	235	2347	12	49	235-366-5	2347	12	49	20	450	1	95	26	181	1	25	3951

Games: 12 • Avg/rush: 2.6 • Avg/catch: 10.3 • Pass effic: 113.41 • KR avg: 16.8 • PR avg: 8.5 • All purpose avg/game: 328.7 • Tot

Date	Opponent	Tackles				Sacks no-yds	Fumble		Pass Defense			blkd kick	PAT Attempts			off					
		ua	a	total	tfl-yds		ff	fr-yds	int-yds	qbh	brup		kick	rush	rcv	saf	t/o	pts			
Aug 3	WEBER STATE	48	14	62	5.0-21	1.0-8	0	1-0	0-0	4	6	0	0-0	0	0	0	0	0	0	0	0
Sep 0	at UCLA	59	12	71	10.0-30	2.0-16	1	0-0	0-0	1	2	0	2-2	0	0	0	0	0	0	0	14
Sep 1	at New Mexico State	29	66	95	5.0-13	0.0-0	0	0-0	1-3	5	4	0	1-1	0	0	0	0	0	0	0	10
Sep 2	UTAH STATE	59	20	79	10.0-72	4.0-58	0	0-0	1-48	6	5	0	2-2	0	0	0	0	7	23		
Oct 05	at Colorado State	42	38	80	12.0-44	4.0-24	0	0-0	0-0	1	3	0	1-1	0	0	0	0	0	0	10	
Oct 12	WYOMING	45	22	67	6.0-11	0.0-0	0	0-0	0-0	4	4	0	2-2	1	0	0	0	0	0	22	
Oct 19	at San Jose State	50	28	78	6.0-15	2.0-9	0	0-0	0-0	1	3	0	2-2	0	0	0	0	0	0	17	
Oct 26	at UNLV	40	24	64	8.0-27	2.0-15	0	0-0	1-13	5	2	0	2-2	0	0	0	0	7	17		
Nov 0	NEVADA	43	28	71	5.0-20	2.0-15	0	0-0	1-22	9	3	0	2-2	0	0	0	0	0	17		
Nov 1	FRESNO STATE	48	32	80	8.0-26	1.0-7	1	1-0	1-4	7	2	1	1-1	0	0	0	0	0	7		
Nov 2	at Hawai'i	38	18	56	2.0-7	0.0-0	0	0-0	0-0	6	6	0	2-2	0	0	0	0	0	14		
Nov 3	BRIGHAM YOUNG	39	18	57	6.0-14	2.0-7	0	0-0	0-0	2	1	0	0-0	0	0	0	0	0	3		
Opponents		540	320	860	83.0-300	20.0-159	2	2-0	5-90	51	41	1	17-17	1	0	0	14	154			
		409	296	705	78.0-294	29.0-173	8	7-48	15-58	75	58	1	22-22	1	0	0	48	228			

Date	Opponent	Punting										Field Goals			Kickoffs				
		no.	yds	avg	long	blkd	tb	fc	50+	i20	md-att	long	blkd	no.	yds	avg	tb	ob	
Aug 3	WEBER STATE	10	431	43.1	53	0	0	0	1	3	0-0	0	0	1	65	65.0	1	0	
Sep 0	at UCLA	5	223	44.6	51	0	0	1	1	0	0-1	0	0	3	195	65.0	3	0	
Sep 1	at New Mexico State	4	177	44.2	63	0	0	2	1	1	1-1	46	0	3	193	64.3	2	0	
Sep 2	UTAH STATE	4	159	39.8	52	0	0	2	1	2	3-4	32	0	6	351	58.5	1	0	
Oct 05	at Colorado State	5	258	51.6	64	0	1	2	3	1	1-1	36	0	2	126	63.0	1	0	
Oct 12	WYOMING	5	240	48.0	55	0	0	1	2	1	0-0	0	0	4	249	62.2	1	0	
Oct 19	at San Jose State	6	258	43.0	51	0	0	2	1	2	1-1	25	0	3	147	49.0	0	0	
Oct 26	at UNLV	6	230	38.3	52	1	0	0	2	2	1-2	22	0	4	238	59.5	1	0	
Nov 0	NEVADA	6	244	40.7	48	0	0	1	0	2	1-1	34	0	4	234	58.5	1	0	
Nov 1	FRESNO STATE	5	213	42.6	50	0	0	3	1	1	0-0	0	0	2	113	56.5	0	0	
Nov 2	at Hawai'i	4	163	40.8	50	0	2	2	1	1	0-0	0	0	3	195	65.0	3	0	
Nov 3	BRIGHAM YOUNG	4	128	32.0	34	0	0	3	0	2	1-3	24	0	2	102	51.0	0	0	
Opponents		64	2724	42.6	64	1	3	19	14	18	9-14	46	0	37	2208	59.7	14	0	
		67	3043	45.4	61	0	6	18	24	32	20-24	47	1	56	3472	62.0	42	0	



# 2019 COMPARISON GAME-BY-GAME

Opponent	Score	First Downs				Pen	Rushing Number-Yards	Passing		Total Offense Plays-Yards	Return Yards	Turn- Overs
		Total	Rush	Pass	Comp-Att-Int			Yards				
WEBER STATE	6-0	14 / 5	9 / 2	5 / 3	0 / 0	43-130 / 19-35	16-30-0 / 21-32-1	108 / 119	73-238 / 51-154	28 / 74	1 / 1	
UCLA	23-14	22 / 16	3 / 5	15 / 10	4 / 1	47-80 / 32-62	23-31-0 / 24-35-0	293 / 199	78-373 / 67-261	20 / 52	0 / 2	
New Mexico State	31-10	24 / 17	17 / 4	7 / 13	0 / 0	47-281 / 24-30	17-26-1 / 26-41-2	116 / 299	73-397 / 65-329	80 / 19	1 / 4	
UTAH STATE	17-23	25 / 23	10 / 6	14 / 16	1 / 1	46-91 / 27-82	20-37-1 / 30-47-0	281 / 293	83-372 / 74-375	101 / 107	1 / 0	
Colorado State	24-10	14 / 13	6 / 2	7 / 8	1 / 3	43-91 / 25-18	16-20-0 / 19-32-3	147 / 217	63-238 / 57-235	53 / 5	0 / 4	
WYOMING	26-22	21 / 11	8 / 6	10 / 4	3 / 1	36-120 / 39-157	21-32-0 / 5-14-1	209 / 109	68-329 / 53-266	84 / 28	0 / 2	
San Jose State	27-17	22 / 15	14 / 4	7 / 9	1 / 2	55-260 / 17-54	13-20-0 / 19-36-1	88 / 218	75-348 / 53-272	143 / 25	0 / 1	
UNLV	20-17	18 / 18	8 / 7	9 / 10	1 / 1	37-150 / 33-121	14-23-1 / 21-39-0	185 / 255	60-335 / 72-376	92 / 23	1 / 0	
NEVADA	13-17	18 / 12	8 / 4	9 / 6	1 / 2	39-113 / 28-29	18-35-1 / 20-27-1	196 / 197	74-309 / 55-226	67 / 77	1 / 1	
FRESNO STATE	17-7	24 / 13	6 / 5	16 / 6	2 / 2	37-102 / 27-70	33-47-1 / 14-26-3	323 / 137	84-425 / 53-207	26 / 46	2 / 3	
Hawai'i	11-14	21 / 24	10 / 13	10 / 10	1 / 1	26-89 / 31-132	25-40-0 / 22-35-1	229 / 215	66-318 / 66-347	0 / 6	0 / 1	
BRIGHAM YOUNG	13-3	12 / 23	5 / 7	7 / 15	0 / 1	35-97 / 27-78	19-25-0 / 32-54-2	172 / 338	60-269 / 81-416	43 / 18	0 / 3	
Totals	22-15	23 / 19	10 / 65	11 / 11	15 / 15	491-160 / 329-868	235-366-5 / 253-418-1	234 / 259	857-395 / 747-346	737 / 480	7 / 22	

Opponent	3rd Down Conversions	4th Down Conversions	Time of Possession	TOP Margin	Avg Yds/Rush	Avg Yds/Pass	Avg Yds/Play	Punting Number-Avg	Penalties	
									Number-Yards	Sacks
WEBER STATE	5-20 / 3-15	1-3 / 0-2	32:02 / 27:58	4:04	3.0 / 1.8	3.6 / 3.7	3.3 / 3.0	9-49.0 / 10-43.1	2-10 / 5-31	1 / 1
UCLA	6-15 / 5-14	0-0 / 0-2	38:16 / 21:44	16:32	1.7 / 1.9	9.5 / 5.7	4.8 / 3.9	5-38.2 / 5-44.6	5-50 / 7-52	3 / 2
New Mexico State	7-14 / 6-14	1-2 / 1-2	35:04 / 24:56	10:08	6.0 / 1.2	4.5 / 7.3	5.4 / 5.1	5-40.6 / 4-44.2	7-41 / 8-68	6 / 0
UTAH STATE	8-19 / 8-16	2-4 / 0-0	36:55 / 23:05	13:50	2.0 / 3.0	7.6 / 6.2	4.5 / 5.1	4-39.2 / 4-39.8	7-61 / 3-30	0 / 4
Colorado State	3-14 / 4-13	1-2 / 0-2	34:49 / 25:11	9:38	2.1 / 0.7	7.3 / 6.8	3.8 / 4.1	8-44.5 / 5-51.6	7-55 / 5-33	4 / 4
WYOMING	7-16 / 5-12	2-2 / 2-2	33:23 / 26:37	6:46	3.3 / 4.0	6.5 / 7.8	4.8 / 5.0	4-49.2 / 5-48.0	5-40 / 6-70	1 / 0
San Jose State	7-17 / 4-11	2-2 / 0-0	40:22 / 19:38	20:44	4.7 / 3.2	4.4 / 6.1	4.6 / 5.1	5-45.8 / 6-43.0	12-85 / 1-15	1 / 2
UNLV	4-13 / 2-14	0-0 / 3-4	28:01 / 31:59	-3:58	4.1 / 3.7	8.0 / 6.5	5.6 / 5.2	6-43.7 / 6-38.3	4-44 / 7-42	3 / 2
NEVADA	7-18 / 2-12	2-3 / 2-2	32:19 / 27:41	4:38	2.9 / 1.0	5.6 / 7.3	4.2 / 4.1	6-51.2 / 6-40.7	9-79 / 4-28	2 / 2
FRESNO STATE	9-17 / 3-12	0-2 / 0-1	36:05 / 23:55	12:10	2.8 / 2.6	6.9 / 5.3	5.1 / 3.9	3-56.7 / 5-42.6	5-50 / 7-55	2 / 1
Hawai'i	6-14 / 9-13	2-2 / 0-0	26:08 / 33:52	-7:44	3.4 / 4.3	5.7 / 6.1	4.8 / 5.3	5-41.4 / 4-40.8	5-45 / 6-47	3 / 0
BRIGHAM YOUNG	4-14 / 6-17	0-1 / 1-3	28:21 / 31:39	-3:18	2.8 / 2.9	6.9 / 6.3	4.5 / 5.1	7-46.1 / 4-32.0	4-30 / 4-20	2 / 2
Totals	73-19 / 57-16	13-23 / 9-20	401:45 / 318:15	83:30	3.3 / 2.6	6.4 / 6.2	4.6 / 4.6	67-45.4 / 64-42.6	72-59 / 63-49	28 / 20

Note: Game totals are displayed in the format TEAM/OPPONENT for each category

# SAN DIEGO STATE PARTICIPATION

## PARTICIPATION CHART

No.	Name	WSU	UCLA	NMSU	USU	CSU	WYO	SJSU	UNLV	NEV	FS	UH	BYU	CMU
9	AGNEW, Ryan	GS (QB)	GS (QB)	GS (QB)	GS (QB)	GS (QB)	GS (QB)	GS (QB)	GS (QB)	GS (QB)	GS (QB)	GS (QB)	-	-
38	ALEKI, Andrew	X	GS (LB)	GS (LB)	GS (LB)	X	X	X	GS (LB)	X	GS (LB)	GS (LB)	GS (LB)	GS (LB)
40	ALVES, Andrew ●	-	-	-	-	X	X	X	X	X	X	X	X	X
2	ARAIZA, Matt ●	X	X	X	X	X	X	X	X	X	X	X	X	X
3	BAKER, Carson ●■	-	-	-	-	-	-	-	-	-	-	-	GS (QB)	-
57	BANKS, Keshawn ■	GS (DE)	GS (DE)	GS (DE)	GS (DE)	GS (DE)	GS (DE)	GS (DE)	GS (DE)	GS (DE)	GS (DE)	GS (DE)	GS (DE)	GS (DE)
16	BARCOO, Luq ■	GS (CB)	GS (CB)	GS (CB)	GS (CB)	GS (CB)	GS (CB)	GS (CB)	GS (CB)	GS (CB)	GS (CB)	GS (CB)	GS (CB)	GS (CB)
35	BARFIELD, Cedarius ●	-	X	X	X	X	X	X	X	-	-	-	-	X
21	BELL, Chance	X	X	X	X	X	-	X	X	X	X	X	X	X
88	BELLINGER, Daniel ■	X	GS (TE)	GS (TE)	X	GS (TE)	GS (TE)	GS (TE)	GS (TE)	GS (TE)	GS (TE)	GS (TE)	GS (TE)	GS (TE)
50	BERNARD, Turner	X	X	X	X	X	X	X	X	X	X	X	X	X
90	BLAKE, Jeffery ●	X	X	X	-	-	-	-	-	-	-	-	-	-
10	BOUDREAU, Neil ●	-	X	X	X	-	-	-	-	-	-	-	-	-
4	BROOKSHIRE, Jordan ●	-	-	-	-	-	-	-	-	-	X	X	X	X
41	BUSBEE, BJ	X	-	X	X	X	X	X	X	X	X	X	X	X
15	BYRD, Jordan ■	X	GS (RB)	GS (RB)	GS (RB)	GS (RB)	GS (RB)	X	-	X	X	GS (RB)	X	X
77	CAPRA, Jacob ●■	GS (RT)	GS (RT)	GS (RT)	GS (RT)	X	X	X	GS (LT)	GS (LT)	X	X	X	X
42	CASSIDY, Troy	GS (LB)	GS (LB)	GS (LB)	GS (LB)	GS (LB)	GS (LB)	GS (LB)	-	GS (LB)	X	X	X	X
68	CHEATUM, Myles	GS (DE)	GS (DE)	GS (DE)	GS (DE)	GS (DE)	GS (DE)	GS (DE)	GS (DE)	GS (DE)	GS (DE)	GS (DE)	GS (DE)	GS (DE)
85	COLLINS, Chaz	X	-	X	X	X	X	X	-	-	-	-	-	-
81	DEDEAUX, Ethan	GS (WR)	X	X	GS (WR)	X	-	-	X	X	X	X	X	X
30	DINKA, Justin ●	-	-	-	-	-	-	-	-	-	-	-	-	X
79	DIXON, Daishawn	GS (LG)	GS (LG)	GS (LG)	GS (LG)	GS (LG)	GS (LG)	GS (LG)	GS (LG)	GS (LG)	GS (LG)	X	GS (LG)	GS (LG)
73	DUNKLE, William ●■	GS (RG)	GS (RG)	X	GS (RG)	GS (RG)	GS (RG)	GS (RG)	GS (RG)	GS (RG)	GS (RG)	GS (RG)	GS (RG)	GS (RG)
39	FOUNTAIN, Garret ●	X	X	X	X	-	-	-	-	-	-	-	-	-
56	GUDINO, Dominic	-	X	GS (RG)	-	-	X	X	-	-	-	GS (LG)	-	-
23	HALL, Darren	-	X	GS (CB)	GS (CB)	GS (CB)	GS (CB)	GS (CB)	GS (CB)	GS (CB)	GS (CB)	GS (CB)	GS (CB)	GS (CB)
32	HAWKINS, Tayler	GS (WAR)	GS (WAR)	X	X	X	GS (WAR)	X	X	X	X	GS (WAR)	GS (WAR)	GS (WAR)
12	HARRIS, Nolen ●	X	X	X	X	X	X	X	X	X	X	X	X	X
58	HEICKLEN, Brandon	X	X	X	X	X	X	X	X	X	X	X	X	X
47	HIMPHILL, Kaelin	X	X	X	X	X	X	X	X	X	X	X	X	X
69	HINES, Sam ●	X	X	X	X	X	X	X	-	-	X	X	X	-
82	HOUSTON, Parker	GS (TE)	GS (TE)	GS (TE)	GS (TE)	GS (TE)	GS (TE)	X	X	X	GS (TE)	GS (TE)	GS (TE)	GS (TE)
60	ISMAEL, Keith	GS (C)	GS (C)	GS (C)	GS (C)	GS (C)	GS (C)	GS (C)	GS (C)	GS (C)	GS (C)	GS (C)	GS (C)	GS (C)
22	JASMIN, Chase	X	X	X	X	X	X	X	X	X	GS (RB)	X	X	X
62	JIMENEZ, Jacob ●	X	-	-	-	-	-	-	-	-	-	X	X	X
36	JOHNSON, Dwayne	GS (AZT)	GS (AZT)	GS (AZT)	GS (AZT)	GS (AZT)	GS (AZT)	GS (AZT)	GS (AZT)	GS (AZT)	GS (AZT)	GS (AZT)	GS (AZT)	GS (AZT)
96	KOTHE, Elijah	GS (WR)	GS (WR)	GS (WR)	GS (WR)	-	-	-	-	X	X	X	X	X
43	LAKALAKA, Seyddrick	X	X	X	X	X	X	X	X	X	X	X	X	X
59	LAKES, Keyvon ●	-	-	-	-	-	-	-	-	-	X	X	X	X
52	LECKY, Jalil ●	X	X	X	X	X	-	-	-	-	-	-	-	X
34	LESSARD, Isaac	-	-	-	-	X	X	GS (FB)	GS (FB)	GS (FB)	X	X	X	X
86	MACKLIN, Isiah	-	-	X	X	-	-	X	X	-	-	-	-	-
84	MAILANGI, Sefo ●	-	-	-	X	X	X	X	X	X	X	X	X	X
45	MATTHEWS, Jesse ●■	GS (WR)	GS (WR)	GS (WR)	X	X	GS (WR)	GS (WR)	GS (WR)	GS (WR)	GS (WR)	X	GS (WR)	GS (WR)
54	McDONALD, Caden ■	GS (LB)	X	X	X	GS (LB)	GS (LB)	GS (LB)	GS (LB)	GS (LB)	GS (LB)	GS (LB)	GS (LB)	GS (LB)
33	McMORRIS, Patrick ●	X	X	-	-	-	-	X	X	X	X	X	X	X
89	McTEAR, Nic ●	X	-	-	-	-	-	-	-	-	-	-	-	-
58	MITCHELL, Connor	X	X	X	X	X	X	X	X	X	X	X	X	X
91	NEVES, Kahi ●	-	-	X	-	X	-	-	-	-	-	-	-	-
13	RICHARDSON, Isaiah	X	-	X	X	X	X	X	X	X	X	X	X	X
20	SCOTT, Rashad	-	-	-	-	X	X	-	X	X	X	X	X	X
46	SHAWCROFT, Michael ●	X	X	X	X	X	X	X	X	X	X	X	X	X
92	SMITH, Kobe	X	X	X	GS (WR)	GS (WR)	GS (WR)	GS (WR)	GS (WR)	GS (WR)	GS (WR)	GS (WR)	GS (WR)	GS (WR)
71	SPALDING, Kyle	GS (LT)	GS (LT)	GS (LT)	GS (LT)	GS (LT)	GS (LT)	GS (LT)	X	X	GS (LT)	GS (LT)	GS (LT)	GS (LT)
55	STYLES, Clifton ●	-	-	X	X	X	X	X	X	X	X	X	X	X
80	SULLIVAN, TJ ●■	-	-	-	-	GS (WR)	X	X	X	X	X	X	X	X
66	TAVAI, Jonah ●	X	X	X	X	X	X	X	X	X	X	GS (DT)	X	X
44	TEZINO, Kyahva	GS (MLB)	GS (MLB)	GS (MLB)	GS (MLB)	GS (MLB)	GS (MLB)	GS (MLB)	GS (MLB)	GS (MLB)	GS (MLB)	GS (MLB)	GS (MLB)	GS (MLB)
65	THOMAS, Cameron ■	GS (DT)	GS (DT)	GS (DT)	GS (DT)	GS (DT)	GS (DT)	GS (DT)	GS (DT)	GS (DT)	GS (DT)	X	GS (DT)	GS (DT)
76	THOMAS, Zachary	-	X	X	X	GS (RT)	GS (RT)	GS (RT)	GS (RT)	GS (RT)	GS (RT)	GS (RT)	GS (RT)	GS (RT)
18	THOMPSON, Trenton	X	X	X	X	X	X	GS (WAR)	GS (WAR)	GS (WAR)	GS (WAR)	-	X	X
14	THOMPSON, Tariq	GS (WAR)	GS (WAR)	GS (WAR)	GS (WAR)	GS (WAR)	GS (WAR)	GS (WAR)	GS (WAR)	GS (WAR)	GS (WAR)	GS (WAR)	GS (WAR)	GS (WAR)
72	ULUAVE, Alama	X	X	X	X	X	X	X	X	X	X	X	X	X
35	VAZQUEZ, Grady	X	X	X	X	-	-	-	-	-	X	X	X	X
29	WASHINGTON, Juwan	GS (RB)	X	-	-	X	X	GS (RB)	GS (RB)	GS (RB)	-	GS (RB)	GS (RB)	GS (RB)
26	WILLIAMS, Kaegun	-	-	-	X	X	X	X	X	X	X	X	X	X
83	WILSON, Alex	X	X	X	X	X	X	X	X	-	X	-	-	-
17	WILSON, Eric ●	-	-	-	-	X	-	-	-	X	X	X	X	X
27	WOODS, Kyree	GS (CB)	GS (CB)	GS (WAR)	GS (WAR)	GS (WAR)	-	-	-	-	-	-	-	-

■ - made first career San Diego State start this season. ● - made first career San Diego State appearance this season. Bold player name in red indicates player has started every game this season. Bold player name in black indicates player has played in every game this season.

# SAN DIEGO STATE STARTERS/PARTICIPATION

## OFFENSIVE STARTERS

Position	WSU	UCLA	NMSU	USU	CSU	WYO	SJSU	UNLV	NEV	FS	UH	BYU	CMU
LT	Spalding	Spalding	Spalding	Spalding	Spalding	Spalding	Spalding	Spalding	Ja. Capra	Ja. Capra	Spalding	Spalding	Spalding
LG	Dixon	Dixon	Dixon	Dixon	Dixon	Dixon	Dixon	Dixon	Dixon	Dixon	Gudino	Dixon	Dixon
C	Ismael	Ismael	Ismael	Ismael	Ismael	Ismael	Ismael	Ismael	Ismael	Ismael	Ismael	Ismael	Ismael
RG	Dunkle	Dunkle	Gudino	Dunkle	Dunkle	Dunkle	Dunkle	Dunkle	Dunkle	Dunkle	Dunkle	Dunkle	Dunkle
RT	Ja. Capra	Ja. Capra	Ja. Capra	Ja. Capra	Za. Thomas	Za. Thomas	Za. Thomas	Za. Thomas	Za. Thomas	Za. Thomas	Za. Thomas	Za. Thomas	Za. Thomas
TE	Houston	Houston	Houston	Houston	Houston	Houston	Houston	Houston	Houston	Houston	Houston	Houston	Houston
TE	Bellinger	Bellinger	Bellinger	Bellinger	Bellinger	Bellinger	Bellinger	Bellinger	Bellinger	Bellinger	Bellinger	Bellinger	Bellinger
QB	Agnew	Agnew	Agnew	Agnew	Agnew	Agnew	Agnew	Agnew	Agnew	Agnew	Agnew	Baker	Baker
RB	Washington	Byrd	Byrd	Byrd	Byrd	Byrd	Washington	Washington	Washington	Washington	Jasmin	Byrd	Washington
FB/RB							Lessard	Lessard	Lessard	Lessard		Washington	
WR	Kothe	Kothe	Kothe	Kothe	Sullivan	Matthews	Matthews	Matthews	Matthews	Matthews	Matthews	Matthews	Matthews
WR	Matthews	Matthews	Matthews	K. Smith	K. Smith	K. Smith	K. Smith	K. Smith	K. Smith	K. Smith	K. Smith	K. Smith	K. Smith
WR	Dedeaux			Dedeaux									

## DEFENSIVE STARTERS

Position	WSU	UCLA	NMSU	USU	CSU	WYO	SJSU	UNLV	NEV	FS	UH	BYU	CMU
DE	Banks	Banks	Banks	Banks	Banks	Banks	Banks	Banks	Banks	Banks	Banks	Banks	Banks
DT	C. Thomas	C. Thomas	C. Thomas	C. Thomas	C. Thomas	C. Thomas	C. Thomas	C. Thomas	C. Thomas	C. Thomas	Tavai	C. Thomas	C. Thomas
DE	Cheatum	Cheatum	Cheatum	Cheatum	Cheatum	Cheatum	Cheatum	Cheatum	Cheatum	Cheatum	Cheatum	Cheatum	Cheatum
LB	McDonald	Aleki	Aleki	Aleki	McDonald	McDonald	McDonald	McDonald	McDonald	McDonald	McDonald	McDonald	McDonald
MLB	Tezino	Tezino	Tezino	Tezino	Tezino	Tezino	Tezino	Tezino	Tezino	Tezino	Tezino	Tezino	Tezino
LB	Cassidy	Cassidy	Cassidy	Cassidy	Cassidy	Cassidy	Cassidy	Aleki	Cassidy	Aleki	Aleki	Aleki	Aleki
CB	Woods	Woods	Hall	Hall	Hall	Hall	Hall	Hall	Hall	Hall	Hall	Hall	Hall
WAR	Ta. Thompson	Ta. Thompson	Ta. Thompson	Ta. Thompson	Ta. Thompson	Ta. Thompson	Ta. Thompson	Ta. Thompson	Ta. Thompson	Ta. Thompson	Ta. Thompson	Ta. Thompson	Ta. Thompson
AZT	Johnson	Johnson	Johnson	Johnson	Johnson	Johnson	Johnson	Johnson	Johnson	Johnson	Johnson	Johnson	Johnson
WAR	Hawkins	Hawkins	Woods	Woods	Woods	Hawkins	Tr. Thompson	Tr. Thompson	Tr. Thompson	Tr. Thompson	Hawkins	Hawkins	Hawkins
CB	Barcoo	Barcoo	Barcoo	Barcoo	Barcoo	Barcoo	Barcoo	Barcoo	Barcoo	Barcoo	Barcoo	Barcoo	Barcoo

## SPECIALISTS STARTERS

Position	WSU	UCLA	NMSU	USU	CSU	WYO	SJSU	UNLV	NEV	FS	UH	BYU	CMU
KO	Araiza	Araiza	Araiza	Araiza	Araiza	Araiza	Araiza	Araiza	Araiza	Araiza	Araiza	Araiza	Araiza
PK	Araiza	Araiza	Araiza	Araiza	Araiza	Araiza	Araiza	Araiza	Araiza	Araiza	Araiza	Araiza	Araiza
Holder	Heicklen	Heicklen	Heicklen	Heicklen	Heicklen	Heicklen	Heicklen	Heicklen	Heicklen	Heicklen	Heicklen	Heicklen	Heicklen
Punter	Heicklen	Heicklen	Heicklen	Heicklen	Heicklen	Heicklen	Heicklen	Heicklen	Heicklen	Heicklen	Heicklen	Heicklen	Heicklen
LS	Bernard	Bernard	Bernard	Bernard	Bernard	Bernard	Bernard	Bernard	Bernard	Bernard	Bernard	Bernard	Bernard
SS	Bernard	Bernard	Bernard	Bernard	Bernard	Bernard	Bernard	Bernard	Bernard	Bernard	Bernard	Bernard	Bernard
KOR	Washington	Washington	Byrd	Byrd	Byrd	Byrd	Byrd	Williams	Byrd	Byrd	Jasmin	Byrd	Byrd
	Jasmin	Jasmin	Jasmin	Williams	Jasmin	Jasmin	Williams	Jasmin	Williams	Williams	Williams	Williams	Williams
PR	Byrd	Matthews	Byrd	Matthews	Byrd	Byrd	Byrd	Matthews	Matthews	Matthews	Matthews	Matthews	Matthews

## PARTICIPATION CHART

	WSU	UCLA	NMSU	USU	CSU	WYO	SJSU	UNLV	NEV	FS	UH	BYU	CMU
<b>Dressed</b>	<b>63</b>	<b>65</b>	<b>68</b>	<b>68</b>	<b>68</b>	<b>66</b>	<b>65</b>	<b>68</b>	<b>67</b>	<b>66</b>	<b>70</b>	<b>68</b>	
<b>Played</b>	<b>51</b>	<b>52</b>	<b>55</b>	<b>54</b>	<b>56</b>	<b>49</b>	<b>53</b>	<b>51</b>	<b>51</b>	<b>54</b>	<b>55</b>	<b>56</b>	
Seniors	13	11	11	11	13	11	12	11	11	10	12	11	
Juniors	13	16	17	17	17	15	14	15	14	14	16	17	
Sophomores	15	15	17	17	18	15	15	16	16	17	18	17	
Freshmen (RS/True)	10 (6/4)	10 (6/4)	10 (6/4)	9 (6/3)	10 (8/2)	9 (7/2)	11 (8/3)	10 (7/3)	9 (6/3)	10 (6/4)	10 (6/4)	12 (8/4)	
<b>Started</b>	<b>22</b>	<b>22</b>	<b>22</b>	<b>22</b>	<b>22</b>	<b>22</b>	<b>22</b>	<b>22</b>	<b>22</b>	<b>22</b>	<b>22</b>	<b>22</b>	<b>22</b>
Seniors	9	8	8	8	8	7	8	7	8	6	6	6	
Juniors	6	6	6	6	5	6	6	6	6	8	8	7	
Sophomores	4	5	6	6	6	6	5	5	5	5	7	5	
Freshmen (RS/True)	3 (3/0)	3 (3/0)	2 (2/0)	2 (2/0)	3 (3/0)	3 (3/0)	3 (3/0)	3 (3/0)	3 (3/0)	3 (3/0)	1 (1/0)	4 (4/0)	
<b>Making SDSU Debut</b>	<b>14</b>	<b>2</b>	<b>2</b>	<b>1</b>	<b>3</b>	<b>0</b>	<b>0</b>	<b>0</b>	<b>0</b>	<b>2</b>	<b>0</b>	<b>2</b>	
<b>Making 1st SDSU Start</b>	<b>7</b>	<b>2</b>	<b>0</b>	<b>0</b>	<b>1</b>	<b>0</b>	<b>0</b>	<b>0</b>	<b>0</b>	<b>0</b>	<b>1</b>	<b>1</b>	

## AZTEC CAREER START CHART (Offense/Defense)

Player, Pos.	Yr.	Career		Yearly Total				Player, Pos.	Yr.	Career		Yearly Total			
		Starts	Consecutive Starts	2019	2018	2017	2016			Starts	Consecutive Starts	2019	2018	2017	2016
Tariq Thompson, WAR	Jr.	38	38	12	13	13	-	Cameron Thomas, DT	Fr.-RS	11	1	11	-	-	-
Keith Ismael, C/RG/LG	Jr.	37	14	12	12	13	-	Isaac Lessard, FB	Sr.	11	0	3	7	1	0
DaiShawn Dixon, LG	Sr.	36	1	11	12	13	0	Daniel Bellinger, TE	So.	10	8	10	0	-	-
Parker Houston, TE	Sr.	33	3	9	13	7	4	Zachary Thomas, RG/RT	Jr.	10	8	8	2	-	-
Kyahva Tezino, LB	Sr.	30	29	12	13	5	0	Taylor Hawkins, WAR	Jr.	10	2	5	5	-	-
Troy Cassidy, LB	Sr.	28	0	8	12	8	0	Ethan Dedeaux, WR	So.	10	0	2	8	0	-
Myles Cheatum, DE/DT	Sr.	24	12	12	4	8	0	Caden McDonald, LB	So.	9	9	9	0	-	-
Ryan Agnew, QB	Sr.	18	0	11	7	0	0	Jesse Matthews, WR	Fr.-RS	9	1	9	-	-	-
Juwan Washington, RB	Sr.	18	2	6	8	3	1	Andrew Aleki, LB	Jr.	8	3	7	1	0	-
Dominic Gudino, RG/C/LG	Jr.	16	0	2	8	6	-	Jordan Byrd, RB	So.	6	0	6	0	-	-
Kyree Woods, CB/WAR	Jr.	15	0	5	10	0	-	Jacob Capra, RT/LT	Jr.-TR	6	0	6	-	-	-
Dwayne Johnson, AZT	Jr.	13	12	12	0	1	-	Elijah Kothe, WR	So.	6	0	4	2	-	-
Darren Hall, CB	So.	13	10	9	3	-	-	Chase Jasmin, RB	Jr.	4	0	1	3	0	-
Kyle Spalding, LT/RT	Jr.	13	3	10	3	-	-	Isiah Macklin, WR	Jr.	3	0	0	1	2	-
Keshawn Banks, DE	So.	12	12	12	0	-	-	Carson Baker, QB	RS-Fr.	1	1	1	-	-	-
Luq Barcoo, CB	Sr.	12	12	12	0	-	-	Jonah Tavai, DT	So.	1	0	1	-	-	-
Trenton Thompson, WAR	Jr.	12	0	4	8	0	-	TJ Sullivan, WR	Fr.-RS	1	0	1	-	-	-
William Dunkle, RG	Fr.-RS	11	9	11	-	-	-	Chance Bell, RB	So.	1	0	0	1	-	-
Kobe Smith, WR	So.	11	9	9	2	-	-	Kaegun Williams, RB	So.	1	0	0	1	-	-

# MISCELLANEOUS STATS

## MISCELLANEOUS

Game	Coin Toss	KO/Receive	1st Off. Play	1st Off. Poss.	1st Def. Poss.	Game Time	Game Length	Jersey	Pants	Result
Weber State	WSU won, def.	Receive	Washington rec.	Punt	Punt	6:05 p.m. PT	2:41	Black	Black	W, 6-0
at UCLA	UCLA won, def.	Receive	Byrd rush	Punt	Touchdown	1:17 p.m. PT	3:09	White	Black	W, 23-14
at New Mexico State	SDSU won, rec.	Receive	Byrd rush	Interception	Fumble	6:07 p.m. MT	2:59	White	Black	W, 31-10
Utah State*	SDSU won, rec.	Receive	Byrd rush	Field Goal	Punt	7:37 p.m. PT	3:19	Black	Black	L, 17-23
at Colorado State*	CSU won, def.	Receive	K. Smith rec.	Field Goal	Punt	8:05 p.m. MT	3:26	White	Black	W, 24-10
Wyoming*	UW won, def.	Receive	Agnew inc. pass	Punt	Punt	7:37 p.m. PT	3:05	Black	Black	W, 26-22
at San José State*	SJSU won, def.	Receive	Washington rush	Punt	Touchdown	4:06 p.m. PT	3:04	White	Black	W, 27-17
at UNLV*	SDSU won, rec.	Receive	K. Smith rec.	Punt	Punt	7:37 p.m. PT	3:10	White	Black	W, 20-17
Nevada*	SDSU won, rec.	Receive	Washington rush	Punt	Punt	7:35 p.m. PT	3:14	Black	Black	L, 13-17
Fresno State*	FS won, def.	Receive	Jasmin rush	Punt	Punt	6:35 p.m. PT	3:17	Black	Black	W, 17-7
at Hawai'i*	UH won, def.	Receive	Washington rush	Punt	Touchdown	6:07 p.m. HT	2:58	White	Black	L, 11-14
Brigham Young	SDSU won, rec.	Receive	Washington rush	Punt	Punt	6:07 p.m. PT	3:08	Black	Black	W, 13-3

vs. Central Michigan

## AVERAGE STARTING FIELD POSITION

Category	San Diego State	Opponents
Drives Started	138	142
Cumulative Starting Yard Line	4,389	3,426
Average Field Position	Own 31.80	Own 24.13
Drives Started in Opponent Territory/Att. to Score	19/16	6/4
Scores/Touchdowns, Field Goals	6/5,1	3/1,2
Points	38	13
Drives Started (Inside/At Own 25)	66 (48/18)	103 (56/47)
Points Scored (TD/FGs)	78 (9/5)	89 (11/4)

\* - kick/punt/INT returns for a touchdown not included; & - overtime possessions not included.

## SDSU OFFENSIVE POSSESSIONS (DEF/ST SCORES NOT INCLUDED)

Game	Poss.	TD	FG	MFG	Punt	TO	Clock	Downs	3&Out*	PPP^
Weber State	14	0	2	0	9	1	1	1	7	0.43
at UCLA	13	2	3	1	5	0	2	0	2	1.62
at New Mexico State	12	4	1	0	5	1	0	1	2	2.25
Utah State	11	2	1	0	4	1	1	2	2	1.36
at Colorado State	14	3	1	0	8	0	1	1	6	1.50
Wyoming	11	3	2	1	4	0	1	0	4	2.18
at San José State	10	2+	2	0	5	0	1	0	2	1.80
at UNLV	11	1+	2	0	6	1	1	0	2	1.09
Nevada	11	1	2	0	6	1	0	1	5	1.09
Fresno State	11	2	1	1	3	2	0	2	1	1.36
at Hawai'i	8	1	1	1	5	0	0	0	1	1.13
Brigham Young	12	1	2	0	7	0	1	1	5	1.00

vs. Central Michigan

**TOTALS** 138 22+ 20 4 67 7 9 9 39 1.39

\* - less if there is a turnover or end of half; must not have earned a first down or scored points.  
 + - indicates team scored a non-offensive touchdown. & - overtime possession included. #- possession/turnover not included when offense never had ball (turnover on special teams). ^ - PATs/2-pt. not included. ~ - also includes free kick after a safety.

## DRIVE ANALYSIS

Game	SDSU		Opponent	
	TD	FG	TD	FG
Weber State	0	2	0	0
at UCLA	2	3	2	0
at New Mexico State	4	1	1	1
Utah State	2	1	1+	3
at Colorado State	3	1	1	1
Wyoming	3	2	3	0
at San José State	2+	2	2	1
at UNLV	1+	2	2	1
Nevada	1	2	2	1
Fresno State	2	1	1	0
at Hawai'i	1	1	2	0
Brigham Young	1	2	0	1

vs. Central Michigan

**TOTALS** 22+ 20 17+ 9

+ - indicates team scored a non-offensive touchdown. & - overtime drives included.

## GAME-OPENING DRIVE

Game	SDSU			Opponent		
	Pts.	FD	Yds.	Pts.	FD	Yds.
Weber State	0	0	3^	0	0	1^
at UCLA	0	0	0^	7	2	41
at New Mexico State	0	3	36	0	0	(-12)^
Utah State	3	4	70	0	0	5^
at Colorado State	3	2	61	0	0	4^
Wyoming	0	0	(-2)^	0	1	17
at San José State	0	0	3^	7	3	66
at UNLV	0	1	7	0	0	7^
Nevada	0	1	16	0	0	(-1)
Fresno State	0	1	23	0	0	(-2)^
at Hawai'i	0	2	27	7	6	92
Brigham Young	0	1	18	0	2	39

vs. Central Michigan

**TOTALS** 6 15 262 21 14 257

**AVERAGES** 0.50 1.25 21.83 1.75 1.17 21.42

^ - indicates possession ended in a 3-and-out.

## OPPONENT POSSESSIONS (DEF/ST SCORES NOT INCLUDED)

Game	Poss.	TD	FG	MFG	Punt	TO	Clock	Downs	3&Out*	PPP^
Weber State	14	0	0	0	10	1	1	2	6	0.00
at UCLA	12	2	0	1	5	2	0	2	3	1.00
at New Mexico State	13	1	1	0	4	4	2	1	2	0.69
Utah State	10	1+	3	1	4	0	1	0	2	1.50
at Colorado State	14	1	1	0	5	4	1	2	5	0.64
Wyoming	11	3	0	0	5	2	1	0	4	1.64
at San José State	11	2	1	0	6	1	1	0	4	1.36
at UNLV	12	2	1	1	6	0	1	1	4	1.25
Nevada	12	2	1	0	6	1	2	0	6	1.25
Fresno State	12	1	0	0	5	3	2	1	4	0.50
at Hawai'i	9	2	0	0	4	1	2	0	1	1.33
Brigham Young	12	0	1	2	4	3	1	1	1	0.25

vs. Central Michigan

**TOTALS** 142 17+ 9 5 64 22 15 10 42 0.91

\* - less if there is a turnover or end of half; must not have earned a first down or scored points.  
 + - indicates team scored a non-offensive touchdown. & - overtime possession included. #- possession/turnover not included when offense never had ball (turnover on special teams). ^ - PATs/2-pt. not included. ~ - also includes free kick after a safety.

## OPENING SECOND-HALF DRIVE

Game	SDSU			Opponent		
	Pts.	FD	Yds.	Pts.	FD	Yds.
Weber State	0	2	38	0	0	5^
at UCLA	7	1	36	0	1	11
at New Mexico State	0	1	16	0	1	(-7)
Utah State	0	4	55	3	4	57
at Colorado State	7	1	11	0	0	(-14)^
Wyoming	7	6	69	0	0	7^
at San José State	7	5	57	3	4	68
at UNLV	0	2	46	3	4	70
Nevada	7	5	71	7	5	75
Fresno State	0	4	79	0	0	5^
at Hawai'i	0	0	(-2)^	0	0	(-6)^
Brigham Young	3	3	52	0	1	21

vs. Central Michigan

**TOTALS** 38 34 528 16 20 292

**AVERAGES** 3.17 2.83 44.00 1.33 1.67 24.33

^ - indicates possession ended in a 3-and-out.

# MISCELLANEOUS STATS, cont.

## SDSU SCORING DRIVES

Opponent	Drive		Type of	Drive	Scoring Play	
	Plays	Yds.				TOP
Weber State	12	53	5:19	FG	2nd/4:41 SD 30	Araiza 34-yd field goal
	13	40	5:58	FG	4th/10:51 SD 48	Araiza 29-yd field goal
at UCLA	14	75	7:13	TD	1st/4:50 SD 25	Jasmin 3-yd run
	7	26	3:12	FG	1st/0:50 SD 48	Araiza 43-yd field goal
	2	36	0:46	TD	3rd/12:50 LA 36	K. Smith 34-yd pass f/Agnew
	11	58	4:20	FG	3rd/0:21 SD 28	Araiza 31-yd field goal
	12	65	6:54	FG	4th/5:29 SD 27	Araiza 25-yd field goal
at New Mexico State	3	3	1:24	TD	1st/10:18 NM 03	Bellinger 2-yd pass f/Agnew
	11	80	6:37	TD	2nd/9:55 SD 20	Byrd 1-yd run
	6	26	1:00	FG	2nd/0:01 NM 48	Araiza 40-yd field goal
	2	29	0:32	TD	3rd/8:43 NM 29	Byrd 7-yd run
	8	75	4:12	TD	4th/11:11 SD 25	Bell 18-yd run
Utah State	16	70	7:11	FG	1st/7:49 SD 25	Araiza 22-yd field goal
	13	79	6:11	TD	4th/10:03 SD 21	K. Smith 25-yd pass f/Agnew
	8	91	3:03	TD	4th/5:29 SD 09	Richardson 49-yd pass f/Agnew
at Colorado State	7	61	3:23	FG	1st/11:37 SD 35	Araiza 22-yd field goal
	6	46	2:42	TD	2nd/12:19 CS 46	K. Smith 8-yd pass f/Agnew
	3	11	1:19	TD	3rd/13:35 CS 11	K. Smith 8-yd pass f/Agnew
	5	39	2:22	TD	4th/13:07 CS 39	Washington 3-yd pass f/Agnew
Wyoming	7	40	3:22	FG	1st/0:43 SD 30	Araiza 47-yd field goal
	10	56	4:14	FG	2nd/1:11 SD 29	Araiza 32-yd field goal
	12	69	5:07	TD	3rd/7:48 SD 31	Washington 15-yd pass f/Agnew
	9	63	4:47	TD	3rd/1:28 SD 37	Washington 10-yd run
	9	76	4:34	TD	4th/2:09 SD 24	Bellinger 12-yd pass f/Agnew
at San José State	--	--	--	TD	1st/14:46 --	K. Williams 95-yd kickoff return
	6	18	2:26	FG	2nd/14:33 SJ 42	Araiza 41-yd field goal
	20	77	10:04	FG	2nd/0:06 SD 13	Araiza 27-yd field goal
	11	57	6:12	TD	3rd/4:05 SD 43	Washington 1-yd run
	6	68	3:04	TD	3rd/0:26 SD 32	Jasmin 50-yd run
at UNLV	8	90	3:06	TD	1st/7:23 SD 10	Dedeaux 49-yd pass f/Agnew
	--	--	--	TD	1st/0:52 --	McDonald 0-yd fumble return
	9	44	4:20	FG	2nd/3:01 SD 48	Araiza 25-yd field goal
	10	53	4:39	FG	3rd/0:00 SD 30	Araiza 34-yd field goal
Nevada	13	71	5:07	FG	2nd/13:15 SD 25	Araiza 21-yd field goal
	14	71	5:40	TD	3rd/1:24 SD 29	Bell 3-yd run
	11	42	4:00	FG	4th/3:46 SD 31	Araiza 44-yd field goal
Fresno State	2	22	0:41	TD	1st/2:39 FS 22	Jasmin 2-yd run
	8	45	3:25	FG	2nd/9:57 -- 50	Araiza 22-yd field goal
	10	72	4:45	TD	4th/13:14 SD 28	Jasmin 2-yd pass f/Agnew
at Hawai'i	8	41	1:11	FG	2nd/0:18 SD 49	Araiza 27-yd field goal
	16	75	7:17	TD	4th/12:58 SD 25	Agnew 5-yd run
Brigham Young	10	61	2:10	TD	2nd/0:13 SD 39	Bellinger 25-yd f/Baker
	11	52	6:19	FG	3rd/5:23 SD 21	Araiza 44-yd field goal
	8	70	4:29	FG	4th/5:40 SD 20	Araiza 27-yd field goal

## OPPONENT SCORING DRIVES

Opponent	Drive		Type of	Drive	Scoring Play	
	Plays	Yds.				TOP
Weber State	none					
at UCLA	4	41	1:18	TD	1st/12:03 SD 41	Kelley 5-yd run
	14	75	4:38	TD	3rd/8:12 LA 25	Dulcich 20-yd pass f/Thmp.-Robinson
at New Mexico State	11	75	3:48	TD	3rd/4:55 NM 25	Downs 35-yd pass f/Adkins
	7	51	2:11	FG	3rd/0:23 NM 20	Brown 46-yd field goal
Utah State	--	--	--	TD	1st/6:00 --	Bond 48-yd interception return
	15	75	4:17	FG	2nd/13:08 US 12	Eberle 30-yd field goal
	8	38	2:01	FG	2nd/3:27 US 50	Eberle 29-yd field goal
	7	80	0:39	TD	2nd/0:36 US 20	Warren 11-yd run
	13	57	4:00	FG	3rd/10:53 US 28	Eberle 32-yd field goal
at Colorado State	7	52	3:32	FG	1st/4:21 CS 30	Camper 36-yd field goal
	3	74	1:00	TD	4th/5:55 CS 26	Craig-Myers 33-yd pass f/O'Brien
Wyoming	6	75	2:40	TD	2nd/13:03 WY 25	Chambers 1-yd run
	9	54	5:09	TD	2nd/5:30 WY 46	Chambers 1-yd run
	10	79	4:55	TD	4th/6:49 WY 21	Ismail Jr. f/Chambers
at San José State	4	66	1:30	TD	1st/13:11 SJ 34	Robinson 15-yd pass f/Love
	14	68	4:42	FG	3rd/10:18 SJ 25	Mercurio 25-yd field goal
	11	99	4:10	TD	4th/4:59 SJ 01	Gaither 8-yd pass f/Love
at UNLV	5	75	1:35	TD	2nd/1:26 LV 25	Grimes 58-yd pass f/Oblad
	13	70	6:26	FG	3rd/8:34 LV 25	Gutierrez 22-yd field goal
	12	77	5:34	TD	4th/5:57 LV 23	Faulo 2-yd pass f/Oblad
Nevada	4	5	1:13	FG	1st/3:22 SD 22	Talton 34-yd field goal
	13	75	7:48	TD	3rd/7:12 NV 25	Cooks 13-yd pass f/Strong
	5	55	2:02	TD	4th/10:31 NV 45	Lee 1-yd run
Fresno State	5	71	2:25	TD	1st/7:05 FS 29	Rivers 3-yd run
at Hawai'i	15	92	8:30	TD	1st/3:43 UH 08	Sharsh 8-yd pass f/McDonald
	14	96	7:12	TD	3rd/5:15 UH 04	Holly 11-yd run
Brigham Young	7	39	2:36	FG	1st/3:39 SD 46	Southam 24-yd field goal

# MISCELLANEOUS STATS, cont.

## RESULT OF SAN DIEGO STATE TURNOVERS

Opponent	Qtr.	Turnover (Player)	Defender	Led To	Pts.
Weber State	2	Fumble (Heicklen)	J. Williams (FR)	End of Half	0
at New Mexico State	1	Interception (Agnew)	Perkins (INT)	Fumble	0
Utah State	1	Interception (Agnew)	Bond (INT)	Touchdown	7
at UNLV	4	Interception (Agnew)	Flowers (INT)	Touchdown	7
Nevada	2	Interception (Agnew)	D. Brown (INT)	End of Half	0
Fresno State	1	Interception (Agnew)	Gaston (INT)	Downs	0
	3	Fumble (Bell)	Mosby (FF), Cruz (FR)	Punt	0

## RESULT OF OPPONENT TURNOVERS

Opponent	Qtr.	Turnover (Player)	Defender	Led To	Pts.*
Weber State	4	Int. (Constantine)	Ta. Thompson (INT)	Punt	0
at UCLA	1	Fumble (Martinez)	Johnson (FF), Ta. Thompson (FR)	Field Goal	3
	3	Fumble (Thm.-Robinson)	McDonald (FR)	Touchdown	7
at New Mexico State	1	Fumble (Dan)	Hall (FF), Johnson (FR)	Touchdown	7
	2	Interception (Adkins)	Barcoo (INT)	Punt	0
	3	Interception (Adkins)	Tezino (INT)	Touchdown	7
	4	Fumble (Holebrook)	Hall (FF), Ta. Thompson (FR)	Punt	0
at Colorado State	3	Fumble (Kinsey)	Tezino (FF), Johnson (FR)	Touchdown	7
	3	Interception (O'Brien)	Barcoo (INT)	Punt	0
	3	Interception (McCoy)	Barcoo (INT)	Touchdown	7
	4	Interception (McCoy)	Barcoo (INT)	Punt	0
Wyoming	4	Fumble (Conway)	Houston (FF), Scott (FR)	Missed Field Goal	0
	4	Interception (Chambers)	Barcoo (INT)	End of Game	0
at San José State	4	Interception (Love)	McDonald (INT)	End of Game	0
Nevada	1	Interception (Strong)	Hall (INT)	Punt	0
Fresno State	1	Interception (Reyna)	Ta. Thompson (INT)	Touchdown	7
	1	Interception (Reyna)	Barcoo (INT)	Interception	0
	4	Interception (Reyna)	Barcoo (INT)	Downs	0
at Hawai'i	2	Interception (McDonald)	Barcoo (INT)	Field Goal	3
Brigham Young	1	Interception (Johnson)	Johnson (INT)	Downs	0
	3	Fumble (Wilson)	Ta. Thompson (FF, FR)	Punt	0
	4	Interception (Wilson)	Ta. Thompson (INT)	Punt	0

Opponents' 22 turnovers resulted in 48 San Diego State points

San Diego State's 7 turnovers resulted in 14 opponent points

## TURNOVER ANALYSIS

	TO	Opp. Pts.	TD/FG	Pts./TO*
San Diego State	7	14	2/0	2.00
Opponents	22	48	6/2	2.18

\* - does not include turnovers lost in overtime

## TURNOVERS LOST

Name	TO's Lost	Fum.	Int.	Points	PPT
Ryan Agnew	5	0	5	14.00	2.80
Brandon Heicklen	1	1	0	0.00	0.00
Chance Bell	1	1	0	0.00	0.00
<b>TOTALS</b>	<b>7</b>	<b>2</b>	<b>5</b>	<b>14.00</b>	<b>2.00</b>

TO's Lost - turnovers lost, Fum. - fumbles lost, Int. - interceptions thrown, Points - points scored by the opponent after a turnover, PPT - points per turnover scored by the opponent.

## TURNOVERS GAINED

Name	#TAPO	FF	FR	Int.	Points	^PPT
Kyahva Tezino	2	1	0	1	10.50	5.25
Luq Barcoo	8	0	0	8	10.00	1.25
Dwayne Johnson	4	1	2	1	8.50	2.13
Tariq Thompson	6	1	3	3	8.50	1.42
Caden McDonald	2	0	1	1	7.00	3.50
Darren Hall	3	2	0	1	3.50	1.17
Parker Houston	1	1	0	0	0.00	0.00
Rashad Scott	1	0	1	0	0.00	0.00
<b>TOTALS</b>	<b>*22</b>	<b>6</b>	<b>7</b>	<b>15</b>	<b>48.00</b>	<b>2.18</b>

#TAPO - turnovers a part of (FF, FR or INT), FF - forced fumbles, FR - fumbles recovered, Int. - interceptions, Points - points scored off an opponent's turnover (note that fumbles forced and fumbles recovered are each awarded half the points for SDSU's score; ex. a touchdown and PAT after a fumble gives each player 3.50 points), ^PPT - points per turnover scored by SDSU (does not include turnovers gained in overtime, \* - Total turnovers equals FR and INT's.

## FIRST DOWNS EARNED

Name	Pass	Receive	Rush	Total
Ryan Agnew	109	0	18	127
Carson Baker	7	0	2	9
Jesse Matthews	0	31	0	31
Kobe Smith	0	31	0	31
Juwan Washington	0	4	27	31
Chase Jasmin	0	3	24	27
Chance Bell	0	3	19	22
Jordan Byrd	0	3	10	13
Daniel Bellingier	0	10	0	10
Elijah Kothe	0	9	0	9
Parker Houston	0	8	0	8
Isaiah Richardson	0	5	0	5
BJ Busbee	0	4	0	4
Kaegun Williams	0	1	3	4
Ethan Dedeaux	0	3	0	3
Jordon Brookshire	0	0	1	1
Isaac Lessard	0	1	0	1
<b>TOTALS</b>	<b>116</b>	<b>116</b>	<b>104</b>	<b>220</b>

# MISCELLANEOUS STATS, cont.

## SAN DIEGO STATE BIG OFFENSIVE PLAYS (20+ YARDS) (34 overall)

Game	Player	Type	Down & Dis.	Yards
Weber State - 1	Jordan Byrd	Rush	1st & 10	23
at UCLA - 5	<b>Kobe Smith f/Ryan Agnew</b>	Pass	<b>2nd &amp; 8</b>	<b>34</b>
	Kobe Smith f/Ryan Agnew	Pass	1st & 10	23
	Juwan Washington f/Ryan Agnew	Pass	2nd & 12	21
	Jesse Matthews f/Ryan Agnew	Pass	3rd & 9	20
	Jordan Byrd f/Ryan Agnew	Pass	2nd & 9	20
at New Mexico St. - 1	Chance Bell	Rush	1st & 10	22
Utah State - 6	<b>Isaiah Richardson f/Ryan Agnew</b>	Pass	<b>4th &amp; 5</b>	<b>49</b>
	<b>Kobe Smith f/Ryan Agnew</b>	Pass	<b>4th &amp; 16</b>	<b>25</b>
	Chance Bell f/Ryan Agnew	Pass	1st & 10	20
	Jesse Matthews f/Ryan Agnew	Pass	2nd & 15	20
	Kobe Smith f/Ryan Agnew	Pass	1st & 10	20
	Kobe Smith f/Ryan Agnew	Pass	2nd & 8	20
Colorado State - 2	Kobe Smith f/Ryan Agnew	Pass	1st & 10	42
	Kobe Smith f/Ryan Agnew	Pass	1st & 10	22
Wyoming - 2	Daniel Bellinger f/Ryan Agnew	Pass	3rd & 6	28
	Jesse Matthews f/Ryan Agnew	Pass	4th & 3	25
at San José State - 1	<b>Chase Jasmin</b>	Rush	<b>3rd &amp; 3</b>	<b>50</b>
at UNLV - 4	<b>Ethan Dedeaux f/Ryan Agnew</b>	Pass	<b>3rd &amp; 6</b>	<b>49</b>
	Juwan Washington	Rush	1st & 10	30
	Kobe Smith f/Ryan Agnew	Pass	3rd & 8	26
	Daniel Bellinger f/Ryan Agnew	Pass	3rd & 3	20
Nevada - 2	Daniel Bellinger f/Ryan Agnew	Pass	2nd & 7	28
	Ethan Dedeaux f/Ryan Agnew	Pass	3rd & 24	23
Fresno State - 6	Elijah Kothe f/Ryan Agnew	Pass	3rd & 13	29
	Jesse Matthews f/Ryan Agnew	Pass	2nd & 10	29
	Jesse Matthews f/Ryan Agnew	Pass	2nd & 9	24
	Chance Bell f/Ryan Agnew	Pass	3rd & 14	21
	Chance Bell	Rush	1st & 10	20
	Chase Jasmin	Rush	1st & 10	20
at Hawai'i - 1	Chase Jasmin f/Ryan Agnew	Pass	1st & 10	20
Brigham Young - 3	Jesse Matthews f/Carson Baker	Pass	2nd & 7	33
	Jesse Matthews f/Carson Baker	Pass	2nd & 8	32
	<b>Daniel Bellinger f/Carson Baker</b>	Pass	<b>2nd &amp; 10</b>	<b>25</b>

Red indicates TD scored on play

## OPPONENT BIG OFFENSIVE PLAYS (20+ YARDS) (36 overall)

Game	Player	Type	Down & Dis.	Yards
Weber State - 1	Devon Cooley f/Jake Constantine	Pass	3rd & 10	31
at UCLA - 2	Kyle Philips f/Dorian Thompson-Robinson	Pass	3rd & 11	24
	<b>Greg Dulcich f/Dorian Thompson-Robinson</b>	Pass	<b>3rd &amp; 14</b>	<b>20</b>
at New Mexico St. - 5	<b>Robert Downs III f/Josh Adkins</b>	Pass	<b>3rd &amp; 5</b>	<b>35</b>
	Jared Wyatt f/Josh Adkins	Pass	3rd & 22	35
	Naveon Mitchell f/Josh Adkins	Pass	2nd & 8	34
	Jason Huntley	Rush	1st & 10	22
	Tony Nicholson f/Josh Adkins	Pass	2nd & 16	20
Utah State - 2	Savon Scarver f/Josh Love	Pass	3rd & 10	48
	Jaylen Warren f/Josh Love	Pass	3rd & 5	30
Colorado State - 4	Dante Wright f/Patrick O'Brien	Pass	3rd & 15	57
	Nate Craig-Myers f/Patrick O'Brien	Pass	1st & 10	41
	Dante Wright f/Patrick O'Brien	Pass	2nd & 5	21
	Marvin Kinsey Jr. f/Patrick O'Brien	Pass	1st & 10	20
Wyoming - 4	Gunner Gentry f/Sean Chambers	Pass	1st & 10	45
	Xavier Valladay	Rush	2nd & 11	26
	Titus Swen f/Sean Chambers	Pass	3rd & 3	24
	Sean Chambers	Rush	3rd & 3	21
at San José State - 2	Bailey Gaither f/Josh Love	Pass	1st & 10	52
	Isaiah Hamilton f/Josh Love	Pass	1st & 10	41
at UNLV - 5	<b>Randal Grimes f/Kenyon Oblad</b>	Pass	<b>2nd &amp; 10</b>	<b>58</b>
	Charlie Williams	Rush	1st & 10	42
	Randal Grimes f/Kenyon Oblad	Pass	4th & 24	42
	Noah Bean f/Kenyon Oblad	Pass	2nd & 15	28
	Tyleek Collins f/Kenyon Oblad	Pass	3rd & 21	28
Nevada - 2	Kaleb Fossom f/Carson Strong	Pass	2nd & 10	30
	Brendan O'Leary-Orange f/Elijah Cooks	Pass	1st & 10	50
Fresno State - 2	Zane Pope f/Jorge Reyna	Pass	2nd & 8	53
	Ronnie Rivers f/Jorge Reyna	Pass	1st & 10	20
at Hawai'i - 1	Jared Smart f/Cole McDonald	Pass	3rd & 2	21
Brigham Young - 6	Gunner Romney f/Zach Wilson	Pass	1st & 10	35
	Lopini Katoa f/Zach Wilson	Pass	2nd & 2	34
	Matt Bushman f/Aleva Hifo	Pass	1st & 10	22
	Talon Shumway f/Zach Wilson	Pass	3rd & 5	21
	Talon Shumway f/Zach Wilson	Pass	3rd & 7	21
	Micah Simon f/Zach Wilson	Pass	2nd & 9	20

## SAN DIEGO STATE BIG PLAYS (20+ YARDS)

Name	Total	Rushing	Receiving	20-29	30-39	40-49	50-59	60-69	70-79	80-89	90-99
Kobe Smith	8	0	8	6	1	1	0	0	0	0	0
Jesse Matthews	7	0	7	5	2	0	0	0	0	0	0
Chance Bell	4	2	2	4	0	0	0	0	0	0	0
Daniel Bellinger	4	0	4	4	0	0	0	0	0	0	0
Chase Jasmin	3	2	1	2	0	0	1	0	0	0	0
Jordan Byrd	2	1	1	2	0	0	0	0	0	0	0
Ethan Dedeaux	2	0	2	1	0	1	0	0	0	0	0
Juwan Washington	2	1	1	1	1	0	0	0	0	0	0
Elijah Kothe	1	0	1	1	0	0	0	0	0	0	0
Isaiah Richardson	1	0	1	0	0	1	0	0	0	0	0
<b>SDSU TOTALS</b>	<b>34</b>	<b>6</b>	<b>28</b>	<b>26</b>	<b>4</b>	<b>3</b>	<b>1</b>	<b>0</b>	<b>0</b>	<b>0</b>	<b>0</b>
<b>OPPONENTS</b>	<b>36</b>	<b>4</b>	<b>32</b>	<b>17</b>	<b>8</b>	<b>6</b>	<b>5</b>	<b>0</b>	<b>0</b>	<b>0</b>	<b>0</b>

# MISCELLANEOUS STATS, cont.

## SEASON HIGHS

### POINTS SCORED

12, Chase Jasmin vs. Fresno State\* (Nov. 15)  
 12, Juwan Washington vs. Wyoming\* (Oct. 12)  
 12, Kobe Smith at Colorado State\* (Oct. 5)  
 12, Jordan Byrd at New Mexico State (Sept. 14)

### TOUCHDOWNS SCORED

2, Chase Jasmin vs. Fresno State\* (Nov. 15)  
 2, Juwan Washington vs. Wyoming\* (Oct. 12)  
 2, Kobe Smith at Colorado State\* (Oct. 5)  
 2, Jordan Byrd at New Mexico State (Sept. 14)

### MOST RUSHING ATTEMPTS

23, Juwan Washington vs. Wyoming\* (Oct. 12)  
 22, Juwan Washington at Colorado State\* (Oct. 5)  
 22, Jordan Byrd at New Mexico State (Sept. 14)  
 22, Juwan Washington vs. Weber State (Aug. 31)

### MOST RUSHING YARDS

118, Jordan Byrd at New Mexico State (Sept. 14)  
 116, Chance Bell at New Mexico State (Sept. 14)  
 89, Juwan Washington at UNLV\* (Oct. 26)

### MOST RUSHING TOUCHDOWNS

2, Jordan Byrd at New Mexico State (Sept. 14)  
 1, Eight times, last: Ryan Agnew at Hawai'i\* (Nov. 23)

### LONGEST RUSH

50, Chase Jasmin at San José State\* (Oct. 19)  
 30, Juwan Washington at UNLV\* (Oct. 26)  
 23, Jordan Byrd vs. Weber State (Aug. 31)

### MOST PASSING ATTEMPTS

47, Ryan Agnew vs. Fresno State\* (Nov. 15)  
 39, Ryan Agnew at Hawai'i\* (Nov. 23)  
 37, Ryan Agnew vs. Utah State\* (Sept. 21)

### MOST PASSING COMPLETIONS

33, Ryan Agnew vs. Fresno State\* (Nov. 15)  
 25, Ryan Agnew at Hawai'i\* (Nov. 23)  
 23, Ryan Agnew at UCLA (Sept. 7)

### MOST PASSING YARDS

323, Ryan Agnew vs. Fresno State\* (Nov. 15)  
 293, Ryan Agnew at UCLA (Sept. 7)  
 281, Ryan Agnew vs. Utah State\* (Sept. 21)

### MOST PASSING TOUCHDOWNS

3, Ryan Agnew at Colorado State\* (Oct. 5)  
 2, Ryan Agnew vs. Wyoming\* (Oct. 12)  
 2, Ryan Agnew vs. Utah State\* (Sept. 21)

### LONGEST PASS

49, Ryan Agnew at UNLV\* (Oct. 26)  
 49, Ryan Agnew vs. Utah State\* (Sept. 21)  
 42, Ryan Agnew at Colorado State\* (Oct. 5)

### MOST RECEPTIONS

8, Jesse Matthews vs. Fresno State\* (Nov. 15)  
 7, Kobe Smith, four times, last: at UNLV\* (Oct. 26)

### MOST RECEIVING YARDS

131, Kobe Smith at UCLA (Sept. 7)  
 119, Jesse Matthews vs. Fresno State\* (Nov. 15)  
 102, Kobe Smith vs. Utah State\* (Sept. 21)

### MOST RECEIVING TOUCHDOWNS

2, Kobe Smith at Colorado State\* (Oct. 5)  
 1, Ten times, last: Daniel Bellinger vs. Brigham Young (Nov. 30)

### LONGEST RECEPTION

49, Ethan Dedeaux at UNLV\* (Oct. 26)  
 49, Isaiah Richardson vs. Utah State\* (Sept. 21)  
 42, Kobe Smith at Colorado State\* (Oct. 5)

### MOST FIELD GOALS

3, Matt Araiza at UCLA (Sept. 7)  
 2, Matt Araiza, seven times, last: vs. Brigham Young (Nov. 30)

### LONGEST FIELD GOAL

47, Matt Araiza vs. Wyoming\* (Oct. 12)  
 44, Matt Araiza vs. Brigham Young (Nov. 30)  
 44, Matt Araiza vs. Nevada\* (Nov. 9)

### MOST PUNTS

9, Brandon Heicklen vs. Weber State (Aug. 31)  
 8, Brandon Heicklen at Colorado State\* (Oct. 5)  
 7, Brandon Heicklen vs. Brigham Young (Nov. 30)

### HIGHEST PUNTING AVERAGE

56.7, Brandon Heicklen vs. Fresno State (Nov. 15)  
 51.3, Brandon Heicklen vs. Nevada\* (Nov. 9)  
 49.3, Brandon Heicklen vs. Wyoming\* (Oct. 12)

### LONGEST PUNT

61, Brandon Heicklen vs. Fresno State (Nov. 15)  
 59, Brandon Heicklen at San José State\* (Oct. 19)  
 58, Brandon Heicklen vs. Weber State (Aug. 31)

### LONGEST PUNT RETURN

25, Jesse Matthews at UNLV\* (Oct. 26)  
 17, Jordan Byrd at UCLA (Sept. 7)  
 15, Jesse Matthews at UNLV\* (Oct. 26)

### MOST PUNT RETURN YARDS

48, Jesse Matthews at UNLV\* (Oct. 26)  
 25, Jordan Byrd vs. Weber State (Aug. 31)  
 21, Jordan Byrd vs. Wyoming\* (Oct. 14)

### LONGEST KICKOFF RETURN

95, Kaegun Williams at San José State\* (Oct. 19)  
 33, Jordan Byrd at Colorado State\* (Oct. 5)  
 28, Jordan Byrd vs. Nevada\* (Nov. 19)

### MOST KICKOFF RETURN YARDS

95, Kaegun Williams at San José State\* (Oct. 19)  
 63, Jordan Byrd vs. Wyoming\* (Oct. 14)  
 50, Jordan Byrd, twice, last vs. Nevada\* (Nov. 9)

### MOST ALL-PURPOSE YARDS

138, Jordan Byrd at New Mexico State (Sept. 14)  
 131, Kobe Smith at UCLA (Sept. 7)  
 122, Kaegun Williams at San José State\* (Oct. 19)

### MOST TACKLES

13, Kyahva Tezino at Colorado State\* (Oct. 5)  
 12, Trenton Thompson at UNLV\* (Oct. 26)  
 12, Dwayne Johnson Jr. vs. Weber State (Aug. 31)

### MOST SACKS

2.0, Caden McDonald at Hawai'i\* (Nov. 23)  
 2.0, Keshawn Banks at New Mexico State (Sept. 14)  
 1.5, Keshawn Banks at UNLV\* (Oct. 26)  
 1.5, Myles Cheatum at New Mexico State (Sept. 14)  
 1.5, Cameron Thomas at New Mexico State (Sept. 14)

### MOST TACKLES FOR LOSS

2.5, Kyahva Tezino vs. Nevada\* (Nov. 9)  
 2.5, Kyahva Tezino at Colorado State\* (Oct. 5)  
 2.0, Seven times, last: Caden McDonald and Keshawn Banks at Hawai'i\* (Oct. 26)

### MOST INTERCEPTIONS

3, Luq Barcoo at Colorado State\* (Oct. 5)  
 2, Luq Barcoo vs. Fresno State\* (Nov. 15)  
 1, Ten times, last: Tariq Thompson vs. Brigham Young (Nov. 30)

### LONGEST INTERCEPTION RETURN

20, Dwayne Johnson vs. Brigham Young (Nov. 30)  
 17, Kyahva Tezino at New Mexico State (Sept. 14)  
 11, Caden McDonald at San José State\* (Oct. 19)

Red indicates TD scored on play

## THIRD DOWN EFFICIENCY ANALYSIS

Name	Total	Pct.	1	2	3	4	5	6	7	8	9	10	11+	Longest Converted
SAN DIEGO STATE	73-191	38.22	14-17	8-15	12-19	5-10	5-16	12-25	2-14	5-18	6-11	1-17	3-29	3rd & 18 vs. Nevada
OPPONENTS	57-163	34.97	12-21	4-8	6-14	3-11	6-13	3-12	3-15	5-9	1-8	6-20	8-32	3rd & 22 at New Mexico St.

## GOAL TO GO

Name	No.	Score	TD	FG	MFG	Downs	TOs	Half	Game	Points^	PPP
SAN DIEGO STATE	16	15	10	5	0	1	0	0	0	75	4.69
OPPONENTS	10	7	7	0	1	1	1	0	0	42	4.20

^ - Does not include PAT; PPP - Points per possession

## PUNT ANALYSIS

Name	Punts	Yards	Avg.	TB	Returns	Yards	Avg.	Net		Pct. Not Returned			Opp. Territory		Adj. 50 & Out	
								Average	Returned	In 20	In 10	In 5	No.	Yds.	No.	Avg.
Brandon Heicklen	67	3,043	45.42	6	22	188	8.55	40.82	67.16	32	16	9	13	448	54	48.06
<b>TOTALS</b>	<b>67</b>	<b>3,043</b>	<b>45.42</b>	<b>6</b>	<b>22</b>	<b>188</b>	<b>8.55</b>	<b>40.82</b>	<b>67.16</b>	<b>32</b>	<b>16</b>	<b>9</b>	<b>13</b>	<b>448</b>	<b>54</b>	<b>48.06</b>
<b>OPPONENTS</b>	<b>64</b>	<b>2,724</b>	<b>42.56</b>	<b>3</b>	<b>26</b>	<b>181</b>	<b>6.96</b>	<b>38.80</b>	<b>59.38</b>	<b>18</b>	<b>8</b>	<b>1</b>	<b>9</b>	<b>288</b>	<b>55</b>	<b>44.29</b>

Returns - times the opponent returned a punt, Yards - yards for the returned punts, Avg. - yards per returned punt, Pct. Not Returned - percent of the punts that were not returned, In 20 - inside 20, In 20 - inside 10, In 5 - inside 5, Opp. Territory - number and yards of punts inside opponents' territory, Adj. 50 & Out - punt average excluding punts inside opponents' territory.

## KICKOFF ANALYSIS

Name	Total	RET	FC	Muf	NA	TB	In 20	In 25	OB	OnS	Squib	Total YL	Return YL	AFP	AFP w/R
Matt Araiza	56	12	2	0	0	42	2	6	0	0	0	1,384	294	24.71	24.50
<b>TOTALS</b>	<b>56</b>	<b>12</b>	<b>2</b>	<b>0</b>	<b>0</b>	<b>42</b>	<b>2</b>	<b>6</b>	<b>0</b>	<b>0</b>	<b>0</b>	<b>1,384</b>	<b>294</b>	<b>24.71</b>	<b>24.50</b>
<b>OPPONENTS</b>	<b>37</b>	<b>20</b>	<b>3</b>	<b>0</b>	<b>0</b>	<b>14</b>	<b>6</b>	<b>10</b>	<b>0</b>	<b>2</b>	<b>0</b>	<b>991</b>	<b>548</b>	<b>26.78</b>	<b>27.40</b>

Does not include penalties; RET - no. of returns, FC - fair catch, MUF - muffed, NA - no attempt of a return, TB - touchback, In 20 - inside 20, In 25 - inside 25, OB - out of bounds, OnS - onsides (does not count for AFP or AFP w/R); Squib - squibs, Total YL - opponent total yardline, Return YL - opponent total yardline on returns, AFP - average field position on kickoffs, AFP/R - average field position on returned kickoffs.



# LAST TIME IT HAPPENED

<u>TEAM</u>	<u>San Diego State</u>	<u>Opponent</u>
Scored, 60 or More Points	Nov. 3, 1990 vs. Utah (66)	Nov. 26, 2016 vs. Colorado State* (63)
Scored, 50 or More Points	Nov. 4, 2017 at San José State* (52)	Nov. 26, 2016 vs. Colorado State* (63)
Scored, 40 or More Points	Nov. 18, 2017 vs. Nevada* (42)	Dec. 23, 2017 vs. Army West Point (42)
Scored, 30 or More Points	Sept. 14, 2019 at New Mexico State* (31)	Nov. 24, 2018 vs. Hawai'i* (OT) (31)
Total Offense, 600 Yards or More	Nov. 4, 2017 at San José State* (648)	Sept. 10, 2016 vs. California (604)
Total Offense, 500 Yards or More	Nov. 4, 2017 at San José State* (648)	Nov. 24, 2018 vs. Hawai'i* (ot) (516)
Total Offense, 400 Yards or More	Nov. 15, 2019 vs. Fresno State* (425)	Nov. 30, 2019 vs. Brigham Young (416)
Total Offense, 85 or More Plays	Oct. 26, 2013 vs. No. 15 Fresno State* (87)	Dec. 23, 2017 vs. Army West Point (91)
Total Offense, 75 or More Plays	Nov. 15, 2019 vs. Fresno State* (84)	Nov. 30, 2019 vs. Brigham Young (81)
30 or More First Downs	Nov. 4, 2017 at San José State* (31)	Dec. 23, 2017 vs. Army West Point (31)
25 or More First Downs	Sept. 21, 2019 vs. Utah State* (25)	Dec. 23, 2017 vs. Army West Point (31)
Two-Point Conversion	Nov. 23, 2019 at Hawai'i*	Oct. 12, 2019 vs. Wyoming*
Rushing, 500 Yards or More	Nov. 4, 2017 at San José State* (554)	Dec. 23, 2017 vs. Army West Point (440)
Rushing, 400 Yards or More	Nov. 4, 2017 at San José State* (554)	Dec. 23, 2017 vs. Army West Point (440)
Rushing, 300 Yards or More	Sept. 15, 2018 vs. No. 23/25 Arizona State (311)	Dec. 23, 2017 vs. Army West Point (87)
Rushing, 80 or More Attempts	Has not occurred	Dec. 23, 2017 vs. Army West Point (87)
Rushing, 70 or More Attempts	Nov. 4, 2017 at San José State* (71)	Dec. 23, 2017 vs. Army West Point (87)
Rushing, 60 or More Attempts	Nov. 4, 2017 at San José State* (71)	Dec. 23, 2017 vs. Army West Point (87)
Rushing, 50 or More Attempts	Oct. 19, 2019 at San José State* (55)	Oct. 12, 2018 vs. Air Force (51)
Rushing, 7 or More Touchdowns	Sept. 14, 1991 vs. Pacific (7)	Oct. 18, 2008 at New Mexico* (8)
Rushing, 6 or More Touchdowns	Nov. 4, 2017 at San José State* (6)	Oct. 18, 2008 at New Mexico* (8)
Rushing, 5 or More Touchdowns	Nov. 4, 2017 at San José State* (6)	Dec. 23, 2017 vs. Army West Point (5)
Rushing, 4 or More Touchdowns	Dec. 23, 2017 vs. Army West Point (4)	Dec. 23, 2017 vs. Army West Point (5)
Passing, 500 Yards or More	Nov. 20, 2010 vs. No. 25 Utah* (528)	Sept. 10, 2016 vs. California (522)
Passing, 400 Yards or More	Dec. 17, 2011 vs. La.-Lafayette (413)	Nov. 24, 2018 vs. Hawai'i* (ot) (452)
Passing, 300 Yards or More	Nov. 15, 2019 vs. Fresno State* (323)	Nov. 30, 2019 vs. Brigham Young (338)
Passing, 50 or More Attempts	Aug. 31, 2013 vs. Eastern Illinois (64)	Nov. 30, 2019 vs. Brigham Young (54)
Passing, 40 or More Attempts	Nov. 23, 2019 vs. at Hawai'i* (40)	Nov. 30, 2019 vs. Brigham Young (54)
Passing, 30 or More Attempts	Nov. 23, 2019 vs. at Hawai'i* (40)	Nov. 30, 2019 vs. Brigham Young (54)
Passing, 30 or More Completions	Nov. 15, 2019 vs. Fresno State* (33)	Nov. 30, 2019 vs. Brigham Young (32)
Passing, 25 or More Completions	Nov. 23, 2019 vs. at Hawai'i* (25)	Nov. 30, 2019 vs. Brigham Young (32)
Passing, 20 or More Completions	Nov. 23, 2019 vs. at Hawai'i* (25)	Oct. 26, 2019 at UNLV* (21)
Passing, 6 or More Touchdowns	Oct. 24, 2009 at Colorado State* (6)	Nov. 26, 2016 vs. Colorado State* (5)
Passing, 5 or More Touchdowns	Oct. 24, 2009 at Colorado State* (6)	
Shut Out	Aug. 31, 2019 vs. Weber State (W, 6-0)	Dec. 19, 2018 vs. Ohio (L, 0-27)
Shut Out Through 3 Quarters	Aug. 31, 2019 vs. Weber State (W, 6-0)	Dec. 19, 2018 vs. Ohio (L, 0-27)
Shut Out Through Halftime	Sept. 14, 2019 at New Mexico State (W, 31-10)	Dec. 19, 2018 vs. Ohio (L, 0-27)
Shut Out Through 1 Quarter	Oct. 26, 2019 at UNLV* (W, 20-17)	Nov. 30, 2019 vs. Brigham Young (W, 13-3)
Recorded a Safety	Oct. 4, 2013 vs. Nevada* (W, 51-44 (ot))	Oct. 27, 2018 at Nevada* (L, 24-28)
Allowed No Offensive Touchdowns	Nov. 30, 2019 vs. Brigham Young (W, 13-3)	Aug. 31, 2019 vs. Weber State (W, 6-0)
Allowed 200 Yards or Less Total Offense	Aug. 31, 2019 vs. Weber State (154)	Oct. 11, 2008 vs. Air Force* (165)
Allowed 100 Yards or Less Total Offense	Oct. 3, 2015 vs. Fresno State* (89)	Oct. 4, 2008 at TCU* (85)
Allowed 50 Yards or Less Rushing	Nov. 9, 2019 vs. Nevada* (29)	Nov. 13, 2010 at No. 3 TCU* (38)
Allowed 100 Yards or Less Rushing	Nov. 30, 2019 vs. Brigham Young (78)	Nov. 23, 2019 at Hawai'i* (89)
Allowed 100 Yards or Less Passing	Nov. 3, 2018 at New Mexico (41)	Oct. 19, 2019 at San José State* (88)
Allowed 10 First Downs or Fewer	Aug. 31, 2019 vs. Weber State (5)	Nov. 17, 2018 at Fresno State* (8)

# LAST TIME IT HAPPENED, cont.

<u>TEAM</u>	<u>San Diego State</u>	<u>Opponent</u>
Did Not Commit a Turnover	Nov. 30, 2019 vs. Brigham Young (0)	Oct. 26, 2019 at UNLV* (0)
Recorded 6 or More Turnovers	Sept. 5, 2015 vs. San Diego (6)	
Recorded 5 or More Turnovers	Sept. 5, 2015 vs. San Diego (6)	
Intercepted 5 or More Passes	Sept. 5, 2015 vs. San Diego (5)	Sept. 23, 2016 vs. Utah* (5)
Intercepted 4 or More Passes	Dec. 17, 2016 vs. Houston (4)	Aug. 31, 2013 vs. Eastern Illinois (4)
Intercepted 3 or More Passes	Nov. 15, 2019 vs. Fresno State* (3)	Sept. 6, 2014 at No. 21 North Carolina (3)
Recovered 4 Fumbles	Dec. 23, 2014 vs. Navy (4)	Nov. 16, 2013 at Hawai'i* (4)
Recovered 3 Fumbles	Oct. 23, 2015 vs. Utah State* (3)	Sept. 26, 2015 at Penn State (3)
Scored a Defensive Touchdown	Sept. 30, 2017 vs. Northern Illinois (interception return)	Sept. 21, 2019 vs. Utah State* (interception return)
Recorded 10 or More Tackles For Loss	Oct. 5, 2019 at Colorado State* (11)	Sept. 21, 2019 vs. Utah State* (10)
Recorded 5 or More Sacks	Sept. 14, 2019 at New Mexico State (7)	Aug. 31, 2018 at No. 13/13 Stanford (5)
No Penalties	Sept. 23, 2017 at Air Force*	Dec. 19, 2018 vs. Ohio
Time of Possession, 35 plus minutes	Nov. 15, 2019 vs. Fresno State* (36:05)	Nov. 17, 2018 at Fresno State* (36:31)

## INDIVIDUAL

### RUSHING

Rushing, 300 Yards or More	300, by Marshall Faulk vs. Hawai'i*, W - 52-28, Nov. 14, 1992
Rushing, 250 Yards or More	253, by Rashaad Penny at Hawai'i*, W - 28-7, Oct. 28, 2017
Rushing, 200 Yards or More	221, by Rashaad Penny vs. Army West Point, L - 35-42, Dec. 23, 2017
Rushing, 150 Yards or More	158, by Juwan Washington vs. Hawai'i*, (ot) L - 30-31, Nov. 24, 2018
Rushing, 100 Yards or More	118, by Jordan Byrd and 116, by Chance Bell at New Mexico State, W - 31-10, Sept. 14, 2019
Had two 100-yard Rushers	118, by Jordan Byrd and 116, by Chance Bell at New Mexico State, W - 31-10, Sept. 14, 2019
Rushing, 40 Times or More	40, by Lynell Hamilton vs. Wyoming*, W - 25-20, Oct. 25, 2003
Rushing, 35 Times or More	36, by Juwan Washington vs. Sacramento State, W - 28-14, Sept. 8, 2018
Rushing, 30 Times or More	31, by Juwan Washington vs. Hawai'i*, (ot) L - 30-31, Nov. 24, 2018
Rushing, 25 Times or More	31, by Juwan Washington vs. Hawai'i*, (ot) L - 30-31, Nov. 24, 2018
Rushing, 4 Touchdowns or More	4, by Rashaad Penny vs. Army West Point, L - 35-42, Dec. 23, 2017
Rushing, 3 Touchdowns or More	3, by Juwan Washington vs. Sacramento State, W - 28-14, Sept. 8, 2018
Rushing, 2 Touchdowns or More	2, by Jordan Byrd at New Mexico State, W - 31-10, Sept. 14, 2019
Had a run of 90 yards or More	95, by Rashaad Penny at Arizona State, W - 30-20, Sept. 9, 2017
Had a run of 80 yards or More	81, by Rashaad Penny vs. Army West Point, L - 35-42, Dec. 23, 2017
Had a run of 70 yards or More	72, by Jordan Byrd at No. 14/24 Boise State*, W - 19-13, Oct. 6, 2018
Had a run of 60 yards or More	72, by Jordan Byrd at No. 14/24 Boise State*, W - 19-13, Oct. 6, 2018
Had a run of 50 yards or More	50, by Chase Jasmin at San José State*, W - 27-17, Oct. 19, 2019

Passing, 500 Yards or More	528, by Ryan Lindley vs. No. 25 Utah*, L - 34-38, Nov. 20, 2010
Passing, 400 Yards or More	413, by Ryan Lindley vs. Louisiana-Lafayette, L - 30-32, Dec. 17, 2011
Passing, 300 Yards or More	323, by Ryan Agnew vs. Fresno State*, W - 17-7, Nov. 15, 2019
Attempted 50 or More Passes	63, by Adam Dingwell vs. Eastern Illinois, L - 19-40, Aug. 31, 2013
Attempted 40 or More Passes	47, by Ryan Agnew vs. Fresno State*, W - 17-7, Nov. 15, 2019
Attempted 30 or More Passes	39, by Ryan Agnew at Hawai'i*, L - 11-14, Nov. 23, 2019
Completed 40 or More Passes	40, by Todd Santos vs. Stanford, L - 40-44, Oct. 17, 1987
Completed 35 or More Passes	36, by Ryan Lindley vs. No. 25 Utah*, L - 34-38, Nov. 20, 2010
Completed 30 or More Passes	33, by Ryan Agnew vs. Fresno State*, W - 17-7, Nov. 15, 2019
Threw Six Touchdown Passes	6, by Ryan Lindley at Colorado State*, W - 42-28, Oct. 24, 2009
Threw Five Touchdown Passes	6, by Ryan Lindley at Colorado State*, W - 42-28, Oct. 24, 2009
Threw Four Touchdown Passes	4, by Ryan Lindley vs. Cal Poly, W - 49-21, Sept. 3, 2011
Threw Three Touchdown Passes	3, by Ryan Agnew at Colorado State*, W - 24-10, Oct. 5, 2019
Completed a Pass of 80 Yards or More	89, by Christian Chapman to Fred Trevillion vs. Boise State*, L - 14-31, Oct. 14, 2017
Completed a Pass of 70 Yards or More	76, by Christian Chapman to Fred Trevillion vs. Hawai'i*, (ot) L - 30-31, Nov. 24, 2018
Completed a Pass of 60 Yards or More	76, by Christian Chapman to Fred Trevillion vs. Hawai'i*, (ot) L - 30-31, Nov. 24, 2018
Completed a Pass of 50 Yards or More	76, by Christian Chapman to Fred Trevillion vs. Hawai'i*, (ot) L - 30-31, Nov. 24, 2018

# LAST TIME IT HAPPENED, cont.

## INDIVIDUAL

### RECEIVING

Caught 15 or More Passes	15, by DeMarco Sampson at Colorado State*, W - 42-28, Oct. 24, 2009
Caught 10 or More Passes	10, by Ezell Ruffin vs. No. 15 Fresno State*, L - 28-35 (ot), Oct. 26, 2013
Had 200 or More Yards Receiving	257, by DeMarco Sampson at Colorado State*, W - 42-28, Oct. 24, 2009
Had 150 or More Yards Receiving	189, by Fred Trevillion at Fresno State*, L - 14-23, Nov. 17, 2018
Had 100 or More Yards Receiving	119, by Jesse Matthews vs. Fresno State*, W - 17-7, Nov. 15, 2019
Had two 100-yard Receivers	125, by Gavin Escobar and 102, by Colin Lockett vs. Fresno State, W - 35-28, Dec. 3, 2011
Caught Three or More TDs	3, by Colin Lockett vs. Louisiana-Lafayette, L - 30-32, Dec. 17, 2011
Caught Two or More TDs	2, by Kobe Smith at Colorado State*, W - 24-10, Oct. 5, 2019

### TOTAL OFFENSE

Had 500 or More Yards Total Offense	518, by Ryan Lindley vs. No. 25 Utah, L - 34-38, Nov. 20, 2010
Had 400 or More Yards Total Offense	419, by Ryan Lindley vs. Louisiana-Lafayette, L - 30-32, Dec. 17, 2011
Had 100 Yards Both Passing and Rushing	229 (passing), 101 (rushing), by Kevin O'Connell at Brigham Young*, L - 16-49, Nov. 6, 2004

### SCORING

Accounted for Five or More TDs	5, by Ryan Katz vs. Hawai'i*, W - 52-14, Oct. 6, 2012
Accounted for Four or More TDs	4, by Rashaad Penny vs. Army West Point, L - 35-42, Dec. 23, 2017
Accounted for Three or More TDs	3, by Ryan Agnew at Colorado State*, W - 24-10, Oct. 5, 2019

### RETURNS

Returned a Fumble for a Touchdown	52, by Everett Beed vs. Air Force*, W - 28-9, Nov. 10, 2012
Returned an Interception for a Touchdown	83, by Tariq Thompson vs. Northern Illinois, W - 34-28, Sept. 30, 2017
Returned a Kickoff for a Touchdown	95, by Kaegun Williams at San José State*, W - 27-17, Oct. 19, 2019
Returned a Punt for a Touchdown	70, by Rashaad Penny vs. Nevada*, W - 42-23, Nov. 18, 2017
Returned a Two-Point Conversion	by David Lamar at New Mexico State, W - 26-16, Sept. 28, 2013
Returned a Blocked Punt for a Touchdown	by Caden McDonald at UNLV*, W - 20-17, Oct. 26, 2019
Returned a Blocked Field Goal for a Touchdown	Has not happened since start of 2003 season

### DEFENSE

Intercepted Three or More Passes	3, by Luq Barcoo at Colorado State*, W - 24-10, Oct. 5, 2019
Intercepted Two or More Passes	2, by Luq Barcoo vs. Fresno State*, W - 17-7, Nov. 15, 2019
Recovered Three or More Fumbles	Never
Recovered Two or More Fumbles	2, by Kirk Morrison at New Mexico*, L - 8-15, Nov. 9, 2002
Recorded 15 or More Tackles	15, Kyhava Tezino vs. Air Force*, W - 21-17, Oct. 12, 2018
Recorded 10 or More Tackles	12, Trenton Thompson and 10, Kyahva Tezino at UNLV*, W - 20-17, Oct. 26, 2019
Recorded Three or More Quarterback Sacks	3.0, by Jay Henderson vs. Northern Illinois, W - 34-28, Sept. 30, 2017
Recorded Two Quarterback Sacks	2.0, by Caden McDonald at Hawai'i, L - 11-14, Nov. 23, 2019
Recorded Four Tackles for Loss	4.0, by Jay Henderson vs. Northern Illinois, W - 34-28, Sept. 30, 2017
Recorded Three Tackles for Loss	3.5, by Kyahva Tezino at New Mexico*, W - 31-23, Nov. 3, 2018

### SPECIAL TEAMS

Scored 15 or More Points Kicking	16, by John Baron at Utah State*, - W, 40-13, Oct. 26, 2016
Scored 10 or More Points Kicking	11, by Matt Araiza at UCLA, W - 23-14, Sept. 7, 2019
Kicked Five or More Field Goals	Never
Kicked Four or More Field Goals	4, by John Baron at Utah State*, - W, 40-13, Oct. 26, 2016
Kicked Three or More Field Goals	3, by Matt Araiza at UCLA, W - 23-14, Sept. 7, 2019
Kicked Two Field Goals of 50 or More Yards	51 and 50, by Chris O'Brien vs. New Mexico, W - 37-31, Nov. 17, 1984
Kicked a 50-yard Field Goal	53, by John Baron vs. Hawai'i*, (ot) L - 30-31, Nov. 24, 2018
Kicked a Punt 70 or More Yards	89, by Brian Stahovich at Wyoming*, W - 48-38, Oct. 30, 2010
Kicked a Punt 60 or More Yards	61, by Brandon Heicklen vs. Fresno State*, W - 17-7, Nov. 15, 2019
Punted Nine or More Times	9, by Brandon Heicklen vs. Weber State, W - 6-0, Aug. 31, 2019
Totaled 100 or More Kick Return Yards	102, by Juwan Washington vs. Hawai'i*, (ot) L - 30-31, Nov. 24, 2018
Totaled 100 or More Punt Return Yards	106, by Lloyd Mills vs. South Alabama, L - 27-34 (ot), Sept. 19, 2015
Blocked a Punt	by Trenton Thompson at UNLV*, W - 20-17, Oct. 26, 2019
Blocked a Field Goal	by Kyle Kelley at Penn State, L - 21-37, Sept. 26, 2015
Blocked a PAT	by Noble Hall at Fresno State*, L, 14-23, Nov. 17, 2018

## All-Time Bowl Appearances

17 Appearances - 8 Wins, 9 Losses || Division I Era: 13 Appearances - 5 Wins, 8 Losses

Season	Bowl	Date	Opponent	Result	SDSU MVP*
1947	Harbor Bowl	1/1/48	Hardin-Simmons	L, 0-53	
1951	Pineapple Bowl	1/1/52	Hawai'i	W, 34-13	
1966	Camellia Bowl	12/10/66	Montana State	W, 28-7	
1967	Camellia Bowl	12/9/67	San Francisco State	W, 27-6	
1969	Pasadena Bowl	12/6/69	Boston Univ.	W, 28-7	
1986	Holiday Bowl	12/30/86	Iowa	L, 38-39	
1991	Freedom Bowl	12/30/91	Tulsa	L, 17-28	
1998	Las Vegas Bowl	12/19/98	North Carolina	L, 13-20	
2010	Poinsettia Bowl	12/23/10	Navy	W, 35-14	Hillman (o)/Preston (d)
2011	New Orleans Bowl	12/17/11	Louisiana	L, 30-32	
2012	Poinsettia Bowl	12/20/12	Brigham Young	L, 6-23	
2013	Famous Idaho Potato Bowl	12/21/13	Buffalo	W, 49-24	Adam Muema
2014	Poinsettia Bowl	12/23/14	Navy	L, 16-17	
2015	Hawai'i Bowl	12/24/15	Cincinnati	W, 42-7	Dakota Gordon
2016	Las Vegas Bowl	12/17/16	Houston	W, 34-10	Donnel Pumphrey
2017	Armed Forces Bowl	12/23/17	Army West Point	L, 35-42	Rashaad Penny
2018	Frisco Bowl	12/19/18	Ohio	L, 0-27	

\* - As announced by the bowl game (if applicable)

## Team Records

**Points** - 49 vs. Buffalo, 2013 Famous Idaho Potato Bowl  
**Fewest Points Allowed** - 6 vs. San Francisco State, 1967 Camellia Bowl; **DI Era** - 7, twice, most recently vs. Cincinnati, 2015 Hawai'i Bowl  
**First Downs** - 29 vs. Louisiana, 2011 New Orleans Bowl  
**Rushing Attempts** - 55 vs. San Francisco State, 1967 Camellia Bowl; **DI Era** - 52 vs. Cincinnati, 2015 Hawai'i Bowl  
**Rushing Yards** - 279 vs. Navy, 2010 Poinsettia Bowl  
**Rushing Touchdowns** - 5 vs. Buffalo, 2013 Famous Idaho Potato Bowl  
**Pass Attempts** - 49 vs. Louisiana, 2011 New Orleans Bowl  
**Pass Completions** - 28 vs. Louisiana, 2011 New Orleans Bowl  
**Pass Touchdowns** - 4 vs. San Francisco State, 1967 Camellia Bowl; **DI Era** - 3, twice, most recently vs. Louisiana, 2011 New Orleans Bowl  
**Total Offense** - 555 vs. Navy, 2010 Poinsettia Bowl  
**Fewest Yards Allowed** - 82 vs. San Francisco State, 1967 Camellia Bowl; **DI Era** - 167 vs. Boston Univ., 1969 Pasadena Bowl  
**Penalty Yards** - 166 (21 penalties) vs. San Francisco State, 1967 Camellia Bowl  
**3rd Down Conversion Pct.** - .700 (7-for-10) vs. Navy, 2010 Poinsettia Bowl  
**Quarterback Sacks By** - 5 vs. Iowa, 1986 Holiday Bowl

## Individual Records

**Rushing Yards** - 229 by Adam Muema (28 carries) vs. Buffalo, 2013 Famous Idaho Potato Bowl  
**Rushing Touchdowns** - 4 by Rashaad Penny vs. Army West Point, 2017 Armed Forces Bowl  
**Passing Yards** - 413 by Ryan Lindley vs. Louisiana, 2011 New Orleans Bowl  
**Passing Touchdowns** - 4 by Don Horn vs. Montana State, 1966 Camellia Bowl; **DI Era** - 3, twice, most recently Ryan Lindley vs. Louisiana, 2011 New Orleans Bowl  
**Made Field Goals** - 3 by Donny Hageman vs. Navy, 2014 Poinsettia Bowl  
**Tackles** - 17 by Kyahva Tezino vs. Army West Point, 2017 Armed Forces Bowl

## 1948 Harbor Bowl

### HARDIN-SIMMONS 53, SAN DIEGO STATE 0

Jan. 1, 1948 ▶ Balboa Stadium ▶ Att: 12,000

SAN DIEGO -- Hardin-Simmons blanked San Diego State, 53-0, before 12,000 in the 1948 Harbor Bowl at Balboa Stadium.

The loss snapped the Aztecs' five-game unbeaten streak, as the Cowboys controlled the ball for the majority of the game, outgaining SDSU, 470-66, on the ground.

San Diego State still finished its bowl season with a 7-3-1 record.

Score by Quarter	1	2	3	4	F
Hardin-Simmons	14	13	14	12	53
San Diego State	0	0	0	0	0

Team Statistics	SDSU	HS
First Downs	11	11
Rushing (Net Yds)	66	470
Passing (Comp.-Att.-Int-Yds)	5-20-1-60	3-5-0-75
Total Net Yardage	126	545

## 1952 Pineapple Bowl

### SAN DIEGO STATE 34, HAWAI'I 13

Jan. 1, 1952 ▶ Honolulu Stadium ▶ Att: N/A

HONOLULU -- Despite the heat and humidity that slowed down a potent San Diego State offense in the first half of the 1952 Pineapple Bowl, the Aztecs pulled away in the second half to take a 34-13 victory over Hawai'i.

After a 14-6 SDSU lead at the half, the Aztecs took advantage of cooler temperatures in the second half with three quick touchdowns by Art Preston, Preston Robinson and Don Jurk.

It would be all the offense they would need as the SDSU defense stopped UH's running back Jimmy Asato and their dangerous single-wing attack.

Most of the Aztecs suffered from a bout of food poisoning following the game, but recovered in time for the flight back to the mainland.

## 1966 Camellia Bowl

### SAN DIEGO STATE 28, MONTANA STATE 7

Dec. 10, 1966 ▶ Hughes Stadium ▶ Att: 15,740


SACRAMENTO, Calif. -- Don Horn completed 23-of-38 passes for 343 yards and four touchdowns to lead San Diego State to a 28-7 win over Montana State in the 1966 Camellia Bowl.

Horn had touchdown passes of 22, 50, 32 and 12 yards.

Tom Nettles led the Aztecs with eight catches for 95 yards and a TD. Craig Scoggins had five receptions for 99 yards and Haven Moses caught five passes for 56 yards and two scores. Robert Jones had the other TD for SDSU on a 50-yard reception.

Score by Quarter	1	2	3	4	F
San Diego State	14	7	7	0	28
Montana State	0	0	0	7	7

Team Statistics	SDSU	MSU
First Downs	21	12
Rushing (Att-Net Yds)	28-112	41-115
Passing (Comp.-Att.-Int-Yds)	23-40-1-343	13-19-0-117
Total Offensive Plays	68	60
Total Net Yardage	455	232



## 1967 Camellia Bowl

### SDSU 27, SAN FRANCISCO STATE 6

Dec. 9, 1967 ▶ Hughes Stadium ▶ Att: 15,740

SACRAMENTO, Calif. -- The San Diego State defense limited San Francisco State to minus 11 rushing yards and forced eight Gator turnovers en route to a 27-6 victory over San Francisco State at the Camellia Bowl.


Jim Crossley's interception return for a touchdown was the only score of the first half as the Aztecs went into intermission with a 7-0 lead. The interception was one of six SDSU had in the game.

Tom Nettles made it a 14-0 lead for the Aztecs just 2:17 into the second half when he caught a 32-yard TD pass from Joseph Turpen. Two TD runs of one and two yards by Ted Washington gave SDSU all the points it would need down the stretch.

Washington led a balanced Aztec ground game with 94 yards on 23 carries, while Turpen contributed 74 yards on 10 carries and Daniel Laskowski added 61 rushing yards. Turpen also completed 10-of-16 passes for 118 yards and the 32-yard touchdown score to Nettles.

Score by Quarter	1	2	3	4	F
San Diego State	0	7	14	6	27
San Francisco State	0	0	0	6	6

Team Statistics	SDSU	SFSU
First Downs	18	22
Rushing (Att-Net Yds)	55-249	22-(-11)
Passing (Comp.-Att.-Int-Yds)	11-22-1-122	28-60-6-267
Total Offensive Plays	77	82
Total Net Yardage	371	256



## ■ 1969 Pasadena Bowl

### SAN DIEGO STATE 28, BOSTON UNIV. 7

Dec. 6, 1969 ▶ Rose Bowl ▶ Att: 41,276


PASADENA, Calif. -- San Diego State spotted Boston University an early touchdown before scoring the final 28 points to earn a 28-7 triumph over the Terriers at the Rose Bowl in Pasadena. It was the third bowl win for the Aztecs in four years.

John Featherstone had touchdown catches of 34 and 57 yards for the SDSU offense, which outgained Boston, 485-167, including a 294-57 advantage through the air.

Dennis Shaw completed 16-of-29 passes for 219 yards and one score, and rushed for another 59 yards on eight carries. Del Pifer led the Aztecs with 60 yards rushing, while Galen Pavelko had two interceptions on defense.

Score by Quarter	1	2	3	4	F
San Diego State	0	14	7	7	28
Boston University	7	0	0	0	7

Team Statistics	SDSU	BU
First Downs	24	12
Rushing (Att-Net Yds)	50-191	46-110
Passing (Comp.-Att.-Int-Yds)	28-32-3-294	7-17-3-57
Total Offensive Plays	82	63
Total Net Yardage	485	167



Team Statistics	SDSU	UT
First Downs	21	23
Rushing (Att-Net Yds)	38-189	58-256
Passing (Comp.-Att.-Int-Yds)	19-37-0-164	9-17-0-122
Total Offensive Plays	75	75
Total Net Yardage	353	378

## ■ 1998 Las Vegas Bowl

### NORTH CAROLINA 20, SAN DIEGO STATE 13

Dec. 19, 1998 ▶ Sam Boyd Stadium ▶ Att: 21,429

LAS VEGAS -- Freshman quarterback Ronald Curry ran for a 48-yard touchdown in the first quarter and linebacker Keith Newman intercepted a Brian Russell pass at the goal line in the final minute as North Carolina held on for a 20-13 victory over San Diego State in the Las Vegas Bowl.

After a 60-yard TD run by SDSU's Lonny Mitchell, UNC rattled off 20 straight points before Nate Tandberg's 32-yard field goal with 2:16 left in the first half brought the Aztecs to within 20-10.


With 9:49 to play in the game, SDSU took control on their own 6-yard line and began a march that covered 75 yards in 13 plays, culminating with a 38-yard field goal by Tanberg with 3:51 left.

The Aztecs got the ball back when Joe Tuipala recovered a fumble on the UNC 23. Two plays later, Russell hooked up with Damon Gourdine on a 13-yard gain to the 10. After an incompleteness in the left corner of the end zone, SDSU saw its hopes end moments later when Russell's pass over the middle was tipped by Brandon Spoon and picked off by Newman.

With the wind blowing at nearly 50 miles per hour, the Aztecs limited the Tar Heels to 33 yards passing for the game and held a 20-8 advantage in first downs, while controlling the time of possession, 33:47-26:13.

Score by Quarter	1	2	3	4	F
North Carolina	12	8	0	0	20
San Diego State	7	3	0	3	13

Team Statistics	SDSU	UNC
First Downs	20	8
Rushing (Att-Net Yds)	49-193	37-163
Passing (Comp.-Att.-Int-Yds)	11-23-1-102	4-13-0-33
Total Offensive Plays	72	50
Total Net Yardage	295	196



## ■ 1986 Holiday Bowl

### IOWA 39, SAN DIEGO STATE 38

Dec. 30, 1986 ▶ Jack Murphy Stadium ▶ Att: 59,478

SAN DIEGO -- Rob Houghtlin hit a field goal as time expired to lift Iowa to a 39-38 victory over San Diego State in the Holiday Bowl before the largest crowd (59,478) ever to watch an Aztec football game at that time.


Rick Bayless led the Hawkeyes, who were down 28-13 with 7:52 left in the third quarter, with 110 yards and one touchdown on 19 carries.

After two Iowa touchdowns in the fourth quarter, SDSU's Kevin Rahill nailed a 21-yard field goal to give the Aztecs a 38-36 lead with only 47 seconds remaining. However, the Hawkeyes marched down to the Aztec 24-yard-line and Houghtlin made the game-winning kick for Iowa.

Todd Santos completed 21-of-33 passes for 298 yards and three touchdowns to lead the SDSU offense. Corey Gilmore caught nine passes for 70 yards and ran for 35 more, including a 1-yard touchdown run in the third quarter.

Score by Quarter	1	2	3	4	F
Iowa	7	6	8	18	39
San Diego State	6	15	7	10	38

Team Statistics	SDSU	UI
First Downs	17	21
Rushing (Att-Net Yds)	36-117	41-141
Passing (Comp.-Att.-Int-Yds)	21-33-2-298	15-29-1-222
Total Offensive Plays	69	70
Total Net Yardage	415	363



## ■ 2010 Poinsettia Bowl

### SAN DIEGO STATE 35, NAVY 14

Dec. 23, 2010 ▶ Qualcomm Stadium ▶ Att: 48,049

SAN DIEGO -- Ronnie Hillman scored four touchdowns and tied his career best with 228 yards rushing on 28 carries to lead San Diego State to its first bowl victory since 1969, a 35-14 win over Navy at Qualcomm Stadium.

Hillman, the Mountain West Conference Freshman of the Year, scored on runs of 22, 37 and 2 yards, and pulled in a 15-yard scoring pass from Ryan Lindley.

Hillman broke the previous Poinsettia Bowl record of 129 yards rushing by Navy's Adam Ballard in 2005. The Aztecs outrushed Navy 279-235.


SDSU took a 14-0 lead in the first quarter on Hillman's 22-yard TD run and Lindley's 53-yard TD pass to Vincent Brown. Navy pulled to 14-7 on Ricky Dobbs' 30-yard scoring pass to Greg Jones early in the second quarter. Hillman put the Aztecs up by two touchdowns again as he ran untouched 37 yards up the middle with 3:15 before halftime. Navy closed within one score on Dobbs' 1-yard keeper seven seconds before halftime.

Lindley then hit a wide-open Hillman in the right corner of the end zone for a 28-14 lead on the first play of the fourth quarter. Hillman scored on a 2-yard run midway through the period for the final score of the game.

Lindley completed 18 of 23 passes for 276 yards. Wide receiver Vincent Brown had eight catches for 165 yards, also a Poinsettia Bowl record.

Score by Quarter	1	2	3	4	F
Navy	0	14	0	0	14
San Diego State	14	7	0	14	35

Team Statistics	SDSU	NAVY
First Downs	27	22
Rushing (Att-Net Yds)	41-279	51-235
Passing (Comp.-Att.-Int-Yds)	18-23-0-276	8-15-1-147
Total Offensive Plays	64	66
Total Net Yardage	555	382



## ■ 1991 Freedom Bowl

### TULSA 28, SAN DIEGO STATE 17

Dec. 30, 1991 ▶ Anaheim Stadium ▶ Att: 34,217


ANAHEIM, Calif. -- Ron Jackson rushed for 211 yards and a Freedom Bowl-record four touchdowns on 46 carries to lead Tulsa to a 28-17 victory over San Diego State at Anaheim Stadium.

Freshman All-American Marshall Faulk rushed for 157 yards on 30 carries, including a 2-yard touchdown run with 5:23 remaining in the first quarter to give the Aztecs an early 7-0 lead.

After two Tulsa scores, SDSU QB David Lowery capped a 10-play, 65-yard drive with a 4-yard touchdown run to tie the game at 14 at the half.

The Hurricane defense limited the Aztecs to just 83 total yards and a 26-yard field goal by Andy Trakas in the second half, before Jackson's 4-yard TD run with 3:59 remaining sealed the victory for Tulsa.

Score by Quarter	1	2	3	4	F
Tulsa	7	7	7	7	28
San Diego State	7	7	0	3	17



## ■ 2011 New Orleans Bowl

**LOUISIANA 32, SAN DIEGO STATE 30**  
 Dec. 17, 2011 ▶ M.-B. Superdome ▶ Att: 42,841

NEW ORLEANS -- Making back-to-back bowl game appearances for the first time in its 43-year Division I history, San Diego State dropped a heartbreaking 32-30 decision to Louisiana at the R+L Carriers New Orleans Bowl.


The Aztecs rallied from a 16-point third-quarter deficit to take the lead at 30-29 with just 35 seconds remaining in the game. That was enough time, however, for the Ragin' Cajuns' offense which completed two quick pass plays for a combined 39 yards to get into Aztec territory. Louisiana would move up 10 more yards, including five on a controversial penalty, to set up Brett Baer's game-winning 50-yard field goal as time expired.

San Diego State trailed nearly the entire game, opening scoring in the first quarter with a 27-yard field goal, but then allowing 19 unanswered points, including seven following an 87-yard punt return. Trailing 19-3, the Aztecs got back-to-back touchdowns on identical 16-yard pass plays from quarterback Ryan Lindley to wideout Colin Lockett to close the gap to just a pair heading into the final 15 minutes.

The two sides combined for 26 points in the fourth quarter with SDSU getting into the end zone twice and Louisiana notching a touchdown and two field goals, including the game winner.

Score by Quarter	1	2	3	4	F
San Diego State	3	0	14	13	30
Louisiana	6	7	6	13	32

Team Statistics	ULL	SDSU
First Downs	25	29
Rushing (Att-Net Yds)	30-76	31-68
Passing (Comp.-Att.-Int-Yds)	25-44-1-492	28-49-0-413
Total Offensive Plays	74	80
Total Net Yardage	568	481



## ■ 2012 Poinsettia Bowl

**BRIGHAM YOUNG 23, SAN DIEGO STATE 6**  
 Dec. 20, 2012 ▶ Qualcomm Stadium ▶ Att: 35,442

SAN DIEGO -- Four San Diego State turnovers in the fourth quarter doomed the Aztecs in a 23-6 loss to Brigham Young at the Poinsettia Bowl.

Playing in their school-record third straight bowl game, three of the four turnovers in the quarter led to 20 of the Cougars' 23 points.

SDSU had taken a 6-0 lead with a pair of field goals by Chance Marden. BYU, however, completed a 12-play, 74-yard drive with a 23-yard field goal by Justin Sorensen as the first half expired to halve San Diego State's lead.

After a scoreless third quarter, Kyle Van Noy sacked Aztec quarterback Adam Dingwell and recovered the ball in the end zone to give Brigham Young its first lead of the game at 10-6 with 12:32 remaining.


Dingwell fumbled the snap on SDSU's next play from scrimmage and Jamaal Williams answered with a 14-yard touchdown run on the Cougars' first play.

With 6:09 left, Van Noy intercepted Dingwell's pass on the San Diego State 17 and got into the end zone for BYU's final points of the game.

Aztec running back Adam Muema led all players with 103 rushing yards on 26 carries.

Score by Quarter	1	2	3	4	F
Brigham Young	0	3	0	20	23
San Diego State	3	3	0	0	6

Team Statistics	SDSU	BYU
First Downs	13	17
Rushing (Att-Net Yds)	39-119	30-52
Passing (Comp.-Att.-Int-Yds)	12-29-3-144	23-44-3-244
Total Offensive Plays	68	74
Total Net Yardage	263	296



## ■ 2013 Famous Idaho Potato Bowl


**SAN DIEGO STATE 49, BUFFALO 24**  
 Dec. 21, 2013 ▶ Bronco Stadium ▶ Att: 21,951

BOISE, Idaho -- Adam Muema rushed for 229 yards and three touchdowns en route to earning the game's most valuable player award and helping San Diego State defeat Buffalo, 49-24, in the 2013 Famous Idaho Potato Bowl. It was SDSU's first bowl win outside of its own stadium since the 1969 Pasadena Bowl.

The Aztecs, who never trailed in the contest, capitalized on three crucial Bulls turnovers, scoring 28 unanswered points during the second and third quarters to put the game out of reach.

SDSU rode the legs of quarterback Quinn Kaehler on its initial scoring drive as he tip-toed 29 yards down the right sideline on a bootleg to provide the Scarlet and Black a 7-0 advantage with 21 seconds left in the opening quarter.

After forcing a turnover, Muema tallied the first of his three scores on a 3-yard sweep to increase the SDSU lead



to 14-0.

The Bulls, who were held without a first down until the 10:42 mark of the second period, managed to narrow the gap to 14-10 on a 10-yard toss from Licata to Brandon Oliver and a 38-yard field goal by Patrick Clarke.

However, the Aztecs quickly countered with a 5 play, 67-yard march, capped by Muema's 8-yard TD scamper around left end, while Kaehler hit Dylan Denso with a 25-yard scoring strike on the first play following Marcus Andrews' interception return from midfield, giving SDSU a 28-10 bulge at intermission.

Denso also made a key contribution on special teams, recovering a Buffalo fumble on the opening kickoff of the second half to put the Aztecs in business at the Bulls 26. Moments later, Kaehler connected with Adam Roberts from 11 yards out on a post pattern for his second TD pass of the day.

After forcing a three-and-out, Chad Young's 1-yard touchdown plunge increased the Aztec lead to 42-10 with 8:18 left in the third quarter.

Buffalo ended its offensive drought early in the fourth quarter, driving 73 yards in seven plays, culminating in a 23-yard touchdown reception by Alex Neutz. However, the score proved too little too late as Muema wrapped up his dazzling afternoon with a 30-yard burst into the end zone with 6:40 left in the contest.

Kaehler completed 15 of 28 passes for 211 yards with two touchdowns, while wide receiver Ezell Ruffin hauled in five catches, including a 39-yarder on SDSU's third scoring drive.

Score by Quarter	1	2	3	4	F
Buffalo	0	10	0	14	24
San Diego State	7	21	14	7	49

Team Statistics	SDSU	UB
First Downs	22	20
Rushing (Att-Net Yds)	43-249	26-113
Passing (Comp.-Att.-Int-Yds)	15-29-0-211	13-31-1-196
Total Offensive Plays	72	74
Total Net Yardage	460	309

## ■ 2014 Poinsettia Bowl

**NAVY 17, SAN DIEGO STATE 16**  
 Dec. 23, 2014 ▶ Qualcomm Stadium ▶ Att: 33,077

SAN DIEGO -- Donny Hageman missed a 34-yard field goal with 20 seconds left as Navy held on for a narrow 17-16 triumph over San Diego State in the 2014 Poinsettia Bowl.

After the Midshipmen scored the go-ahead points on a 30-yard field goal by Austin Grebe with 1:27 remaining, the Aztecs mounted one last charge, marching 63 yards to the Navy 17. Quinn Kaehler completed 4 of 6 passes on the drive, connecting with Eric Judge on a 32-yard gain followed by a 16-yarder to Donnel Pumphrey to put SDSU in striking position. However, Hageman's game-winning attempt was wide right, snapping the Aztecs' eight-game home victory streak.

Pumphrey ran for 112 yards and one touchdown to establish an SDSU single-season rushing record with 1,867 yards, eclipsing George Jones' standard of 1,852 yards set in 1995.

Navy drew first blood on a 1-yard plunge by quarterback Keenan Reynolds before the Aztecs reeled off 13 straight points on a 5-yard burst by Pumphrey and Hageman field goals of 43 and 37 yards.

The Midshipmen scored on their first possession of the second half, driving 92 yards on 13 plays, capped by Reynolds' second touchdown of the evening.


After forcing a punt, Navy got the ball back. But on 3rd and 10, Devante Davis recovered a fumble by Midshipmen slot back DeBrandon Sanders, putting SDSU in business at the Navy 18. Four plays later, Hageman split the uprights from 30 yards out, giving the Aztecs a 16-14 advantage.

SDSU had a chance to extend its lead in the fourth quarter after reaching the Navy 12. However, Kaehler's fourth-down pass to Mikah Holder fell incomplete.

Kaehler completed just 11 of 27 passes for 141 yards with two interceptions, including one on the Aztecs' opening drive, which led to Navy's first touchdown.

Score by Quarter	1	2	3	4	F
Navy	7	0	7	3	17
San Diego State	10	3	3	0	16

Team Statistics	SDSU	NAVY
First Downs	18	14
Rushing (Att-Net Yds)	33-186	58-254
Passing (Comp.-Att.-Int-Yds)	11-27-2-141	3-7-0-17
Total Offensive Plays	60	65
Total Net Yardage	327	271




## ■ 2015 Hawai'i Bowl

**SAN DIEGO STATE 42, CINCINNATI 7**  
 Dec. 24, 2015 ▶ Aloha Stadium ▶ Att: 22,793

HONOLULU -- Fueled by a strong running game, timely special teams play and a dominating defense, San Diego State routed Cincinnati, 42-7, in the 2015 Hawai'i Bowl. The Aztecs (11-3) tied a program record with their 10th straight victory and finished the year with their first 11-win season since 1969.

SDSU wasted no time in establishing control as Rashaad Penny returned the opening kickoff 100 yards for a touchdown. It was the third score on a kickoff return this season for the Mountain West Special Teams Player of the Year, who also broke the Hawai'i Bowl record for longest return.



Fullback Dakota Gordon collected the game's Most Valuable Player award after scoring two touchdowns, including a 16-yard reception on an option pass from Donnel Pumphrey in the second quarter, which gave the Aztecs an insurmountable 21-0 lead by halftime.

Pumphrey, the Mountain West Offensive Player of the Year, carried the ball 25 times for 99 yards and one touchdown, while teammate Chase Price added 68 yards on 13 attempts. With their totals, Pumphrey (1,658 yards) and Price (1,008 yards) became the first pair of running backs in Aztec history to rush for over 1,000 yards in the same season.

The Bearcats entered the game ranked first nationally in passing yards (373.1) and total offense (559.4), but were limited to 279 yards on the day by a stifling SDSU defense which registered four sacks and three interceptions, including a 43-yard return for a touchdown by defensive lineman Alex Barrett in the fourth quarter.

Making just his second collegiate start, Aztec quarterback Christian Chapman completed 8 of 11 passes for 113 yards, highlighted by a 14-yard scoring strike to Mikah Holder in the first quarter.

In addition, to Barrett's pick, defensive backs Malik Smith and Damontae Kazee thwarted two Cincinnati drives with interceptions in the first half, while lineman Kyle Kelley led the SDSU pass rush with a career-high 3.5 sacks.

Score by Quarter	1	2	3	4	F
San Diego State	14	7	7	14	42
Cincinnati	0	0	0	7	7

Team Statistics	SDSU	CIN
First Downs	22	15
Rushing (Att-Net Yds)	52-207	32-77
Passing (Comp.-Att.-Int-Yds)	9-12-0-129	19-31-3-202
Total Offensive Plays	64	63
Total Net Yardage	336	279

## ■ 2016 Las Vegas Bowl

**SAN DIEGO STATE 34, HOUSTON 10**  
 Dec. 17, 2016 ▶ Sam Boyd Stadium ▶ Att: 29,286



LAS VEGAS -- Donnel Pumphrey broke the NCAA career rushing record in 2016 in his college finale, running for 115 yards and a touchdown in San Diego State's 34-10 victory over Houston in the Las Vegas Bowl.

Pumphrey passed former Wisconsin star Ron Dayne's mark of 6,397 yards on a 15-yard run early in the fourth quarter, with teammates swarming him on the sideline, and wrapping up his sensational career in his Nevada hometown with 6,405 yards.

Pumphrey's senior total of 2,133 yards rushing ranked him in the top 10 for an FBS player at the time.

Ron Smith returned an interception 54 yards for a touchdown, Curtis Anderson caught a 28-yard touchdown pass from Christian Chapman, Juwan Washington ran for a touchdown, and John Baron kicked two field goals for the Aztecs (11-3). They overcame a 10-0 first-quarter deficit against the Cougars (9-4) for their second consecutive bowl win.

Neither the victory nor Pumphrey's record-setting performance seemed likely after Houston's defense absolutely smothered the Aztecs in the first quarter. Led by freshman Ed Oliver, Houston had seven tackles for loss on San Diego State's first 16 plays. Pumphrey had minus-1 yard rushing on seven carries in the first quarter and the Aztecs didn't have a first down until the first play of the second quarter - on a penalty for running into the kicker.

But Pumphrey started to gash Houston on the perimeter, giving San Diego State the lead for good on a 32-yard touchdown run late in the third quarter, and the defense intercepted four of Houston quarterback Greg Ward Jr.'s passes in the second half.

Ward threw for 229 yards and had a 2-yard touchdown run, tying Bryce Beall's school record of 39 rushing touchdowns.

Score by Quarter	1	2	3	4	F
San Diego State	0	6	14	14	34
Houston	10	0	0	0	10

Team Statistics	SDSU	HOU
First Downs	13	16
Rushing (Att-Net Yds)	37-127	41-25
Passing (Comp.-Att.-Int-Yds)	10-14-0-128	25-34-4-229
Total Offensive Plays	51	75
Total Net Yardage	255	254

## ■ 2017 Armed Forces Bowl

**ARMY WEST POINT 42, SAN DIEGO STATE 35**  
 Dec. 23, 2017 ▶ Amon Carter Stadium ▶ Att: 35,986



FORT WORTH, Texas -- Despite 221 yards and four touchdowns from Rashaad Penny, San Diego State fell to Army West Point, 42-35, in the final minute of the 2017 Lockheed Martin Armed Forces Bowl.

The Black Knights' Darnell Woolfolk scored on a 1-yard touchdown run with 18 seconds left and then Kell Walker converted the go-ahead two-point conversion run, before Army West Point's Elijah Riley returned a SDSU fumble 29 yards as time expired.

San Diego State was able to run only 31 plays to Army West Point's 91 and lost the time of possession

battle by 32 minutes (46:00 to 14:00).

The Aztecs went into the game ranked ninth in FBS rush defense, allowing 110.4 yards per game. However, Army West Point ran for 120 in the first quarter and for 440 overall.

Penny ran for 221 yards, which made him just the fourth FBS player to run for 200 yards in five straight games. His scores came on runs of 81, on his first carry, 31, 49 and 4 yards. Penny finished with a school-record 2,248 rushing yards on the year, breaking the mark set in 2016 by Donnel Pumphrey.

Juwan Washington also returned a kick 78 yards for a touchdown for San Diego State's other score and added 44 rushing yards on five carries.

Army West Point only completed one pass on four attempts while the Aztecs' Christian Chapman went 6-for-10 for 25 yards with an interception.

SDSU had three players with double-digit tackles: Kyahva Tezino (17), Ronley Lakalaka (15), and Parker Baldwin (10). Tezino's 17 stops were the most by an Aztec since Corey Boudreaux (21) and Andrew Preston (18) on October 11, 2008, vs. Air Force.

Ahmad Bradshaw ran for 180 yards to lead the Black Knights, while matching Penny with four touchdowns.

Score by Quarter	1	2	3	4	F
San Diego State	7	14	7	7	35
Army West Point	7	14	0	21	42

Team Statistics	SDSU	ARMY
First Downs	11	31
Rushing (Att-Net Yds)	21-255	87-440
Passing (Comp.-Att.-Int-Yds)	6-10-1-25	1-4-1-6
Total Offensive Plays	31	91
Total Net Yardage	280	446

## ■ 2018 Frisco Bowl

**OHIO 27, SAN DIEGO STATE 0**  
 Dec. 19, 2018 ▶ Toyota Stadium ▶ Att: 11,029



FRISCO, Texas -- Nathan Rourke ran for two touchdowns and threw for another score, leading Ohio to a 27-0 victory over San Diego State in the drizzly DXL Frisco Bowl in Frisco, Texas.

A.J. Ouellette rushed for 164 yards and the Bobcats finished with 215 on the ground, the most the Aztecs allowed all season with the fourth-best run defense in FBS.

San Diego State was shut out for the first time since Nov. 18, 2006 at TCU and for the first time in a bowl since its first postseason appearance -- a 53-0 loss to Hardin-Simmons in the 1948 Harbor Bowl at Balboa Stadium in San Diego.

Juwan Washington rushed for 129 yards to lead SDSU, missing 1,000 yards for the season by just one yard (999), despite missing four-plus games with an injury.

The loss was the first by the Aztecs against a Mid-American Conference team. SDSU was 13-0-1 against the MAC prior to the Frisco Bowl.

SDSU had gone 10 straight games decided by single-digits, which stands as the longest such streak since at least 1980.

Ryan Agnew threw for 126 yards after replacing Aztec starter Christian Chapman in the first half.

Rourke scored on a 9-yard run around left end to cap a 15-play drive for a 10-0 Bobcat lead in the second quarter.


Rourke's other scoring run was from 11 yards before halftime, and he threw a 35-yard TD to Andrew Meyer near the goal line on a flea-flicker from Ouellette in the fourth quarter.

Score by Quarter	1	2	3	4	F
San Diego State	0	0	0	0	0
Ohio	3	14	3	7	27

Team Statistics	SDSU	OHIO
First Downs	18	21
Rushing (Att-Net Yds)	36-153	40-215
Passing (Comp.-Att.-Int-Yds)	12-26-1-34	10-22-1-206
Total Offensive Plays	62	62
Total Net Yardage	287	421

# FUTURE HOME OF AZTEC FOOTBALL

BASHOR FIELD - CONCEPTUAL



SAN DIEGO PHILANTHROPIST MRS. DIANNE L. BASHOR HAS DONATED \$15 MILLION TO SAN DIEGO STATE UNIVERSITY TOWARD CONSTRUCTION OF THE NEW STADIUM THAT WILL BE PART OF SDSU MISSION VALLEY.

THE COMMITMENT PROVIDES A LEAD GIFT FOR THE STADIUM, THE FIRST PROJECT SCHEDULED FOR SDSU'S PROPOSED EXPANSION INTO MISSION VALLEY. IN RECOGNITION OF HER GENEROSITY, SDSU WILL NAME THE FIELD AT THE NEW AZTEC STADIUM BASHOR FIELD.

A FIRST-TIME DONOR TO THE UNIVERSITY, MRS. BASHOR PRESENTED A GIFT THAT IS ONE OF THE LARGEST SINGLE DONATIONS EVER MADE TO SDSU.

THE UNIVERSITY INTENDS TO BREAK GROUND FOR THE NEW STADIUM IN APRIL 2020.

FOR MORE INFORMATION, VISIT [AZTECSTADIUM.COM](http://AZTECSTADIUM.COM) & [MISSIONVALLEY.SDSU.EDU](http://MISSIONVALLEY.SDSU.EDU)