

2003-04 Review

TEAM

SAN DIEGO STATE BASKETBALL

San Diego State's Aerick Sanders earned all-conference and all-regional accolades in 2004 after averaging 16.1 points and 9.8 rebounds a game.



Inside:

2003-04 Season Notes	96
Results	98
Statistics	99
Team Game-By-Game	100
Superlatives	102
Player Game-By-Game	103
Aerick Sanders	104
Ben Wardrop	106
Box Scores and Recaps	107
MWC Statistics	117

Young Aztecs Build Foundation

03-04 Honors

► **Brandon Heath**
All-MWC (Honorable Mention)

► **Marcus Slaughter**
All-MWC (Honorable Mention)

► **Aerick Sanders**
All-MWC (2nd Team)
All-NABC District (1st Team)
All-USBWA District Team
EA Sports Maui Invitational
All-Tournament Team
MWC Player of the Week
(three times)

► **Wesley Stokes**
All-MWC (Honorable Mention)

A sensational senior season by center Aerick Sanders and one of the top freshmen duos in school history helped San Diego State survive the loss of four starters, flirt with a third consecutive post-season berth and claim its fourth consecutive season with 14 or more victories for the first time in nearly two decades.

Young Aztecs Show Promise of A Bright Future

Not much was expected from the 2003-04 San Diego State basketball team. Gone were four starters from the previous season's NIT team and the lone returning starter and only scholarship senior had never scored in double figures in consecutive games in his three-year career.

But the youthful Aztecs fielded a competitive squad, that turned heads at the prestigious EA Sports Maui Invitational and that opened Mountain West Conference play by taking out traditional powers Brigham Young and Utah.

In short, it proved to be a young team that, in a rebuilding year, proved that it could compete with the best the Mountain West Conference had to offer and give Aztec fans reason for excitement for years to come.


In the end, SDSU posted a 14-16 record, securing the fourth consecutive season with 14 victories, an accomplishment not seen on The Mesa since the 1981-82 through 1984-85 seasons. A school-record tying four players earned all-conference honors, including three players that return to the squad in 2004-05.

Sanders Enjoys Stellar Senior Season

Senior forward Aerick Sanders enjoyed one of the greatest single seasons in San Diego State history.

The forward averaged 16.1 points and 9.8 rebounds while starting all 30 games for the Aztecs. He ranked 16th nationally in rebounding and 35th in the country in field goal percentage en route to earning second-team all-Mountain West Conference honors.

A three-time league player of the week selection in



San Diego State's dynamic freshman duo of Marcus Slaughter (left) and Brandon Heath (right) combined to score 650 points and pull down 284 rebounds in 2003-04.

2003-04, Sanders produced the fourth best single-season efficiency rating in school history, trailing only Michael Cage's junior and senior seasons and Steve Malovic's senior season effort.

Below is a look at the best single-season efficiency ratings in school history.

since 1978-79 season			
Rk	Name (Class)	EPG	Year
1.	Michael Cage (Sr.)	29.29	1984
2.	Michael Cage (Jr.)	25.61	1983
3.	Steve Malovic (Sr.)	22.96	1979
4.	Aerick Sanders (Sr.)	21.13	2004
5.	Marty Dow (Sr.)	20.31	1991

Aztec Freshmen Turn Heads

It took little time for San Diego State's freshmen duo of Brandon Heath and Marcus Slaughter to make an impact at the collegiate level.

In his first game as an Aztec, Slaughter scored 19 points in 19 minutes of action against Long Beach State. The 19 points tied the most by a Steve Fisher coached freshman, matching the mark set by Chris Weber set in 1992.

Slaughter went on to average 7.9 points and 6.8 rebounds playing in all 30 games and making 18 starts.

Heath scored in double figures in his first 12 games of the season and ended the campaign averaging averaging 13.8 points. He had huge performances throughout the season, including 28 points against Ohio State (his second college game), 30 points at Texas Tech and he scored the Aztecs' final nine points in a three-point victory over cross-town rival San Diego.

The two players earned all-MWC honorable mention recognition, and were two of only four freshmen that earned all-league recognition.

Could've Been

As good of a season as San Diego State produced in a rebuilding year, the Aztecs were not too far away from returning to the postseason.

The Aztecs lost three games in which they led with 59 seconds to go in regulation, lost six games that were a possession contest

REVIEW



2003-04 Review



So Close...

Below is a look at some of the close games that San Diego State was unable to win in the 2003-04 season.

Opponent	Final	Last Lead	Last Tie, if Later	Biggest 2nd Half Lead	Looked Good	One Possession Game Until
vs. Dayton	L, 71-76	6:27, 2nd half	2:27, 2nd half	6 (two times)	59-54, 6:49 in 2nd	0:19 left
Troy State	L, 84-93	12:35, 2nd half	6:36, 2nd half	1 (four times)	75-75, 6:36 in 2nd	2:17 left
at Colorado State	L, 82-92 (2ot)	1:14, first OT	overtime	3 (in overtime)	70-69, 1:14 left in OT	second overtime
at Wyoming	L, 71-79	17:26, 2nd half		3 (13, three times in 1st)	22-9, 11:31 in 1st	2:03 left
at Utah	L, 61-65	13:48, 2nd half	11:22, 2nd half	8	40-34, 17:35 in 2nd	0:09 left
at Brigham Young	L, 69-83 (ot)	0:49, 2nd half	overtime	2 (two times)	67-65, 0:49 in 2nd	overtime
at UNLV	L, 65-68	0:59, 2nd half	0:28, 2nd half	10	58-51, 6:21 in 2nd	0:00
vs. Utah	L, 69-75	2:40, 2nd half	1:41, 2nd half	4	67-63, 3:10 in 2nd	0:25 left

- * - Lost six games that were a one possession game with 25 seconds or less remaining
- * - Lost seven games in which San Diego State led with 13:48 or less remaining in regulation
- * - Lost three games that San Diego State led with 59 seconds or less remaining in regulation
SDSU did not win a game it trailed with 59 seconds or less remaining

with 25 seconds or less remaining and lost seven games that SDSU led with 13:48 or less to go in regulation.

Splitting the six games that were one possession contests with 25 second or less remaining that SDSU lost, would give the Aztecs a 17-13 record.

Five of the six games in the above scenario occurred during league play. Winning two of those games would have given the Aztecs a .500 league record.

You Take the Good, You Take The Bad

Although San Diego State was flirting with .500 last season, the Aztecs had several statistics that are anything but middle of the road.

If it is steals, forcing turnovers, limiting its own turnovers or turnover margin the Aztecs were among the best. On the other hand, SDSU struggled last season getting to the free throw line and connecting from the field.

Below is a look at the good and the bad.

The Good:

- ▶ San Diego State's 246 steals are the most since recording 254 thefts in 1995-96 season.
- ▶ San Diego State owns a positive rebound and turnover margin for the third consecutive year. The last time the Aztecs were plus in both numbers in three straight seasons was 1982-83, 1983-84 and 1984-85.

The Bad:

- ▶ San Diego State's 533 free-throw attempts last season were its lowest in a season since the 1976-77 season when the Aztecs attempted 502. Oddly enough, the Aztecs had their highest shooting percentage from the line since 1996-97 campaign.
- ▶ San Diego State's 42.7 percent shooting from the field was the lowest since the Aztecs shot 40.9 percent in 1999-00.
- ▶ San Diego State's 32.0 percent shooting from three-point range was the lowest since connecting on just 29.9 percent from beyond

the arc in 1999-00.

Aztecs Set Another Attendance Record

In what is quickly becoming an annual ritual, San Diego State set another home attendance record during the 2003-04 season.

The Aztecs drew 58,134 fans for their seven home conference games, for a school-record average of 8,305.

For the season, the Aztecs broke the 100,000-fan mark for the second consecutive season, averaging 6,701 for 15 home games.

Find A Way

A common phrase used to describe the 2003-04 San Diego State basketball was "find a way," as in find a way to win. In many of the Aztec victories last season, San Diego State has overcome nearly insurmountable statistical disadvantages to win games.

But Steve Fisher's squad, which had only one scholarship senior (Ben Wardrop made it two when he was placed on scholarship for the second semester) and lost the top four scorers off last season's NIT squad proved time and time again to find a way to win. Below is a look at some of the numbers the Aztecs overcame to win games in 2004-05.

▶ Long Beach State (W, 74-44) - San Diego State shoots 37.9 percent from the field and has a -8 rebound margin but limits the 49ers to 44 points, 16 field goals and forces 26 turnovers.

▶ Ohio State (W, 83-61) - Aztecs shoot 38.6 percent from the floor but use a +2 edge in rebounds, a +8 turnover margin and outscore the Buckeyes 26-11 at the free-throw line to win.

▶ Portland (W, 67-61) - Aztecs shoot 39.3 percent from the field and commit two more turnovers than the Pilots. SDSU outrebounded Portland 44-27 to mark the first time in the Steve Fisher the Aztecs shoot less than 40 percent and commit more turnovers and

still win a game (1-18 in those games).


▶ Iowa State (W, 86-76) - San Diego State is outrebounded 39-28 but still win. The Aztecs -11 rebound margin is the second worst in a victory during Fisher's five seasons. SDSU ties a Cox Arena record for fewest turnovers with seven while recording nine steals to overcome an 11-point deficit for the win.

▶ Brigham Young (W, 65-61) - Aztecs shoot 37.9 percent from the field, 30.0 percent from three-point range and have a -6 rebound margin. Nonetheless, the Aztecs force 17 turnovers while committing just seven of their own in picking up the win. It marked the only time in Steve Fisher's five seasons that SDSU has shot less than 40 percent from the field, had fewer free throw attempts and won the game.

▶ UNLV (W, 83-78) - UNLV has an advantage in field goal percentage, free throws made and rebounding. The Rebels shoot 51.9 percent from the field, yet San Diego State ties a then MWC school record with 12 steals and forces 22 Rebel turnovers to win.

▶ Wyoming (W, 74-66) - The Aztecs shoot 34.4 percent from the field, including 8-of-28 from the floor in the second half (28.6 percent) and are outrebounded 46-40. SDSU is +10 in the turnover margin and records 12 steals in the victory.

▶ Colorado State (W, 72-64) - Once again San Diego State is outshot from the floor (49.0-47.4) but has just nine turnovers and uses eight steals to help force CSU to commit 14 turnovers.



Ben Wardrop completed his five-season Aztec career in 2003-04 by playing in 18 games and making two starts.

2003-04 Review



SAN DIEGO STATE BASKETBALL

2003-04 Game-By-Game Results

Record: 14-16 (Home: 11-4, Away: 2-10, Neutral: 1-2); **Mountain West Conference: 5-9** (Home: 5-2, Away: 0-7)

Date	NR	Opponent	SDSU Result	W-L	Record	MWC	San Diego State High			
							Scorer	Rebounder	Assists	Attendance
Nov. 21		LONG BEACH STATE	W 74-44	W1	1-0		Slaughter-19	Sanders/Walton-8	Stokes-6	5,896
Nov. 24		vs. Ohio State~ (D)	W 83-61	W2	2-0		Heath-28	Sanders-9	Stokes/Walton-4	2,500
Nov. 25	rv/rv	vs. Dayton~ (D)	L 71-76	L1	2-1		Sanders-21	Sanders-18	Stokes/Walton-3	2,500
Nov. 26		at Chaminade~ (D)	W 75-67	W1	3-1		Stokes-19	Sanders-16	Stokes-5	2,500
Nov. 30		TROY STATE (D)	L 84-93	L1	3-2		Sanders/Heath-21	Sanders-15	Stokes-5	4,053
Dec. 3		at San Diego	W 66-63	W1	4-2		Heath-27	Sanders-9	Stokes-5	(c) 5,100
Dec. 6		UC SAN DIEGO	W 76-51	W2	5-2		Stokes-18	Walton-10	Stokes-8	4,795
Dec. 13	rv/rv	at Texas Tech (D)	L 68-78	L1	5-3		Heath-30	Sanders-10	Stokes-5	6,136
Dec. 18		CAL POLY	W 90-71	W1	6-3		Heath-20	Sanders-10	Stokes-8	5,047
Dec. 20		EASTERN WASHINGTON	W 79-66	W2	7-3		Sanders-24	Slaughter-10	Stokes-5	5,161
Dec. 22	5/5	at Arizona	L 71-83	L1	7-4		Sanders-24	Sanders/Slaughter-9	Stokes-9	(c) 14,561
Dec. 27		WASHINGTON	L 81-92	L2	7-5		Heath-23	Sanders-8	Stokes-9	6,132
Dec. 31		PORTLAND (D)	W 67-61	W1	8-5		Sanders-34	Sanders-14	Walton-6	4,167
Jan. 3	rv/rv	IOWA STATE	W 86-76	W2	9-5		Heath-24	Sanders-9	Stokes-8	7,128
Jan. 6		at Saint Mary's	L 66-80	L1	9-6		Walton-13	Sanders-10	Stokes-8	1,808
Jan. 12		BRIGHAM YOUNG*	W 65-61	W1	10-6	1-0	Sanders-18	Sanders-7	Stokes-7	10,293
Jan. 17		UNLV* (D)	W 83-78	W2	11-6	2-0	Sanders-23	Sanders-10	Stokes-7	8,178
Jan. 24		at Colorado State*	L-2ot 82-92	L1	11-7	2-1	Heath-26	Sanders-16	Stokes-7	4,516
Jan. 26		at Wyoming*	L 71-79	L2	11-8	2-2	Heath-15	Sanders-10	Stokes-9	7,763
Jan. 31	rv/rv	AIR FORCE*	L 43-57	L3	11-9	2-3	Stokes-12	Slaughter-7	Stokes-5	11,027
Feb. 2		NEW MEXICO*	W 72-68	W1	12-9	3-3	Sanders-27	Slaughter-11	Stokes-5	5,889
Feb. 7		at Utah* (D)	L 61-65	L1	12-10	3-4	Walton-15	Sanders/Slaughter-8	Heath/Walton-4	10,888
Feb. 9		at Brigham Young*	L-ot 69-83	L2	12-11	3-5	Walton-17	Sanders-9	Heath/Walton/Sanders-2	11,695
Feb. 17		at UNLV*	L 65-68	L3	12-12	3-6	Sanders-16	Slaughter-15	Stokes-7	10,795
Feb. 21		WYOMING*	W 74-66	W1	13-12	4-6	Sanders-22	Sanders-16	Stokes/Walton-4	8,198
Feb. 23		COLORADO STATE	W 72-64	W2	14-12	5-6	Stokes-18	Slaughter-11	Stokes-5	6,410
Feb. 28		at New Mexico*	L 60-72	L1	14-13	5-7	Stokes-15	Slaughter-8	Stokes-7	15,123
Mar. 1	rv/rv	at Air Force*	L 49-61	L2	14-14	5-8	Sanders-15	Slaughter-7	Stokes-3	5,811
Mar. 6		UTAH* (D)	L 53-66	L3	14-15	5-9	Sanders-20	Sanders-12	Stokes-5	8,139
Mar. 11		vs.(3) Utah^ (QF) (D)	L 69-75	L4	14-16		Sanders-18	Slaughter-9	Stokes-7	7,328

Caps denotes home game. * - Indicates Mountain West Conference Game. ^ - Mountain West Conference Championships at the Pepsi Center in Denver, Colo. ~ - 2003 EASports Maui Invitational (Lahaina Civic Center; Maui, Hawai'i). Two-letter abbreviation indicates round, number to left of team indicates seed. Opp. NR - Indicates San Diego State's opponent national rankings in the Associated Press and ESPN/USA Today coaches polls at gametime. :00 - Time remaining in the final ten seconds when winning team scored final points to break a tie or win the game. D - Indicates day game. c - Indicates capacity.

2003-04 Attendance

	G	W-L	Total	Average	High
Home	15	11-4	100,513	6,701	11,027 vs. Air Force (Jan. 31)
Mountain West	7	5-2	58,134	8,305	11,027 vs. Air Force (Jan. 31)
Away	12	2-10	96,696	8,058	15,123 at New Mexico (Feb. 28)
Mountain West	7	0-7	66,591	9,513	15,123 at New Mexico (Feb. 28)
Neutral	3	1-2	12,328	4,109	7,328 vs. Utah (Mar. 11)
Total	30	14-16	209,537	6,985	15,123 at New Mexico (Feb. 28)
Mountain West	14	5-9	124,725	8,909	15,123 at New Mexico (Feb. 28)

2003-04 Review



SAN DIEGO STATE BASKETBALL

2003-04 Individual Statistics - All Games

No.	Player	GP	GS	Min	Avg	TOTAL			3-PTS			REBOUNDS			PF-FO	A	TO	Blk	Stl	Pts	Avg	
						FG-FGA	Pct	3FG-FGA	Pct	FT-FTA	Pct	Off	Def	Tot								Avg
34	SANDERS, Aerick	30	30	1025	34.2	200-361	.554	0-1	.000	82-116	.707	142	153	295	9.8	94-8	31	49	36	34	482	16.1
01	HEATH, Brandon	30	26	897	29.9	144-368	.391	48-160	.300	77-110	.700	23	57	80	2.7	58-0	53	66	0	41	413	13.8
02	STOKES, Wesley	30	28	1014	33.8	124-338	.367	41-138	.297	74-102	.725	12	57	69	2.3	94-5	175	114	1	49	363	12.1
03	WALTON, Chris	30	29	895	29.8	101-245	.412	23-66	.348	37-58	.638	39	109	148	4.9	91-3	69	66	13	33	262	8.7
42	SLAUGHTER, Marcus	30	18	755	25.2	87-184	.473	8-24	.333	55-76	.724	84	120	204	6.8	67-2	22	36	17	34	237	7.9
15	SHARPER, John	29	5	520	17.9	38-97	.392	30-75	.400	14-18	.778	5	22	27	0.9	46-2	26	19	0	26	120	4.1
00	JOHNSON, Tommy	29	11	510	17.6	41-113	.363	10-38	.263	23-33	.697	14	41	55	1.9	57-0	29	26	6	22	115	4.0
33	MANKER, Chris	29	1	293	10.1	37-98	.378	20-56	.357	6-14	.429	24	44	68	2.3	26-0	10	16	4	5	100	3.4
20	DAVIS, Trimaine	17	0	89	5.2	11-23	.478	0-0	.000	4-6	.667	9	8	17	1.0	15-0	2	3	4	1	26	1.5
32	WARDROP, Ben	18	2	62	3.4	2-9	.222	0-3	.000	0-0	.000	4	6	10	0.6	11-1	4	3	1	1	4	0.2
11	SIR, Steve	2	0	15	7.5	1-5	.200	1-4	.250	0-0	.000	0	1	1	0.5	0-0	2	0	0	0	3	1.5
TEAM												51	52	103	3.4	0			1			
TOTALS		30			786-1841		.427	181-565	.320	372-533	.698	407	670	1077	35.9	559-21	423	399	82	246	2125	70.8
OPPONENTS		30			735-1641		.448	212-588	.361	435-609	.714	320	733	1053	35.1	528	422	478	108	195	2117	70.6

SCORE BY PERIODS:

	1st	2nd	OT	OT	Total
SAN DIEGO STATE	1,000	1,103	13	9	- 2,125
OPPONENTS	987	1,084	27	19	- 2,117

2003-04 Individual Statistics - Mountain West Conference Games

No.	Player	GP	GS	Min	Avg	TOTAL			3-PTS			REBOUNDS			PF-FO	A	TO	Blk	Stl	Pts	Avg	
						FG-FGA	Pct	3FG-FGA	Pct	FT-FTA	Pct	Off	Def	Tot								Avg
34	SANDERS, Aerick	14	14	490	35.0	89-179	.497	0-1	.000	40-60	.667	71	59	130	9.3	54-5	18	28	13	16	218	15.6
02	STOKES, Wesley	14	12	471	33.6	56-147	.381	10-48	.208	36-54	.667	2	29	31	2.2	43-3	75	50	1	19	158	11.3
01	HEATH, Brandon	14	13	399	28.5	52-146	.356	15-67	.224	21-34	.618	10	23	33	2.4	32-0	22	26	0	15	140	10.0
03	WALTON, Chris	14	14	432	30.9	46-120	.383	15-38	.395	17-23	.739	21	50	71	5.1	45-2	34	29	9	17	124	8.9
42	SLAUGHTER, Marcus	14	14	417	29.8	50-103	.485	3-12	.250	19-28	.679	41	70	111	7.9	37-2	11	20	7	19	122	8.7
33	MANKER, Chris	14	0	124	8.9	17-51	.333	13-33	.394	2-6	.333	10	19	29	2.1	10-0	5	5	2	4	49	3.5
15	SHARPER, John	14	2	266	19.0	15-48	.312	11-35	.314	6-8	.750	3	6	9	0.6	21-2	9	7	0	10	47	3.4
00	JOHNSON, Tommy	14	0	194	13.9	16-36	.444	3-9	.333	8-11	.727	6	16	22	1.6	22-0	7	10	1	6	43	3.1
20	DAVIS, Trimaine	11	0	53	4.8	6-13	.462	0-0	.000	2-2	1.000	3	2	5	0.5	8-0	2	2	3	0	14	1.3
32	WARDROP, Ben	8	1	29	3.6	2-4	.500	0-0	.000	0-0	.000	3	3	6	0.8	8-1	1	1	0	0	4	0.5
TEAM												18	26	44	3.1	0			1			
TOTALS		14			349-847		.412	70-243	.288	151-226	.668	188	303	491	35.1	280-15	184	179	36	106	919	65.6
OPPONENTS		14			324-718		.451	95-265	.358	237-322	.736	136	360	496	35.4	242	186	212	56	90	980	70.0

SCORE BY PERIODS:

	1st	2nd	OT	OT	Total
SAN DIEGO STATE	415	482	13	9	- 919
OPPONENTS	436	409	27	19	- 980

REVIEW

2003-04 Review



SAN DIEGO STATE BASKETBALL

2003-04 Team Statistics - Game-By-Game

Opponent	Site/Date	FG-FGA	Pct	3P-3PA	Pct	FT-FTA	Pct	Off-Def	Tot	PF	AT	TO	BS	ST	1st-2nd	Pts
at SDSU	H	25-66	.379	10-28	.357	14-20	.700	12-25	37	21	19	13	3	13	44-30	74
Long Beach State	11/21	16-55	.291	1-14	.071	11-23	.478	19-26	45	19	10	26	2	5	15-29	44
SDSU	N	22-57	.386	13-22	.591	26-33	.788	16-21	37	22	12	15	1	11	32-51	83
vs. Ohio State	11/24	22-50	.440	6-15	.400	11-21	.524	12-23	35	29	15	23	5	6	32-29	61
SDSU	N	25-66	.379	4-22	.182	17-25	.680	16-23	39	17	10	6	1	4	33-38	71
vs. Dayton	11/25	26-54	.481	10-25	.400	14-18	.778	6-29	35	20	20	12	3	2	39-37	76
SDSU	A	14-34	.412	6-17	.353	13-21	.619	19-24	43	19	10	19	3	11	32-43	75
at Chaminade	11/26	22-50	.440	6-19	.316	17-21	.810	7-22	29	24	11	24	2	7	31-36	67
at SDSU	H	33-67	.493	6-26	.231	12-16	.750	11-25	36	13	17	11	3	7	43-41	84
Troy State	11/30	31-69	.449	19-40	.475	12-14	.857	14-22	36	13	18	11	0	9	48-45	93
SDSU	A	22-54	.407	8-18	.444	14-16	.875	10-25	35	18	12	16	5	6	40-26	66
at San Diego	12/3	26-55	.473	7-15	.467	4-11	.364	8-23	31	15	18	15	3	8	27-36	63
at SDSU	H	28-55	.509	9-25	.360	11-18	.611	18-28	46	12	19	17	2	5	45-31	76
UC San Diego	12/6	20-59	.339	9-29	.310	2-4	.500	12-13	25	18	11	12	0	6	28-23	51
SDSU	A	24-57	.421	5-17	.294	15-21	.714	9-29	38	24	12	17	2	7	34-34	68
at Texas Tech	12/13	23-59	.424	2-10	.200	26-36	.722	14-28	42	17	10	11	5	8	40-38	78
at SDSU	H	37-75	.493	10-21	.476	6-10	.600	21-24	45	12	22	18	2	14	40-50	90
Cal Poly	12/18	29-64	.453	7-19	.368	6-8	.750	10-19	29	14	13	20	5	11	32-39	71
at SDSU	H	29-53	.547	4-14	.286	17-22	.773	12-19	31	14	12	16	5	13	32-47	79
Eastern Washington	12/20	26-49	.531	8-18	.444	6-12	.500	6-16	22	23	11	22	2	10	23-43	66
SDSU	A	31-76	.408	6-24	.250	3-6	.500	14-25	39	17	22	13	2	6	31-40	71
at No. 5 Arizona	12/22	30-66	.455	7-24	.292	16-20	.800	15-31	46	9	22	19	8	3	41-42	83
at SDSU	H	25-55	.455	7-19	.368	24-31	.774	8-17	25	22	16	20	2	10	43-38	81
Washington	12/27	32-61	.525	9-20	.450	19-29	.655	13-23	36	22	24	19	2	10	50-42	92
at SDSU	H	24-61	.393	4-14	.286	15-22	.682	20-24	44	13	15	14	6	10	34-33	67
Portland	12/31	23-53	.434	8-24	.333	7-9	.778	5-22	27	21	16	12	5	7	36-25	61
at SDSU	H	30-62	.484	10-24	.417	16-20	.800	11-17	28	16	15	7	2	9	32-54	86
Iowa State	1/3	31-65	.477	5-15	.333	9-15	.600	17-22	39	16	12	14	5	4	33-43	76
SDSU	A	25-63	.397	4-16	.250	12-17	.706	14-22	36	23	13	11	6	7	33-33	66
at Saint Mary's	1/6	24-55	.436	5-18	.278	27-33	.818	13-26	39	15	10	11	2	7	38-42	70
at SDSU	H	25-66	.379	6-20	.300	9-14	.643	14-20	34	16	14	7	4	8	31-34	65
Brigham Young	1/12	21-52	.404	4-15	.267	15-17	.882	11-29	40	16	9	17	4	5	33-28	61
at SDSU	H	31-65	.477	7-22	.318	14-19	.737	14-16	30	22	20	12	2	12	40-43	83
UNLV	1/17	28-54	.519	5-18	.278	17-22	.773	12-23	35	18	14	22	2	4	38-40	78
SDSU	A	30-90	.333	3-22	.136	19-32	.594	25-21	46	33	12	7	6	14	26-36-11-9	82
at Colorado State	1/24	25-45	.556	5-10	.500	37-53	.698	5-45	50	23	20	22	11	1	28-34-11-19	92
SDSU	A	29-64	.453	7-20	.350	6-12	.500	11-28	39	21	16	16	2	8	35-36	71
at Wyoming	1/26	27-61	.443	9-19	.474	16-23	.696	11-30	41	16	8	15	1	5	34-45	79
at SDSU	H	19-42	.452	2-7	.286	3-6	.500	7-19	26	13	9	19	1	5	20-23	43
Air Force	1/31	19-42	.452	11-26	.423	8-10	.800	4-18	22	12	17	12	5	14	24-33	57
at SDSU	H	25-59	.424	4-19	.211	18-25	.720	17-26	43	20	13	9	1	2	35-37	72
New Mexico	2/2	19-46	.413	12-29	.414	18-23	.783	4-23	27	19	10	10	3	6	38-30	68
SDSU	A	25-60	.417	8-22	.406	3-7	.417	12-24	36	17	13	12	3	1	30-31	61
at Utah	2/7	23-59	.390	5-15	.333	14-20	.700	15-26	41	13	14	9	2	5	27-38	65
SDSU	A	24-52	.462	6-18	.333	15-19	.789	8-19	27	24	10	20	2	11	29-38-2	69
at Brigham Young	2/9	29-61	.475	4-19	.211	21-26	.808	17-23	40	20	16	17	2	12	30-37-16	83

REVIEW

2003-04 Review



SAN DIEGO STATE BASKETBALL

2003-04 Team Statistics - Game-By-Game

Opponent	Site/Date	FG-FGA	Pct	3P-3PA	Pct	FT-FTA	Pct	Off-Def	Tot	PF	AT	TO	BS	ST	1st-2nd	Pts
SDSU	A	23-63	.365	7-23	.304	12-15	.800	19-21	40	23	14	15	1	6	28-37	65
at UNLV	2/17	20-48	.417	6-14	.429	22-32	.688	13-22	35	16	16	13	4	4	32-36	68
at SDSU	H	22-64	.344	7-19	.368	23-30	.767	16-24	40	16	15	12	0	12	35-39	74
Wyoming	2/21	23-61	.377	5-25	.200	15-21	.714	18-28	46	25	10	22	2	8	26-40	66
at SDSU	H	27-57	.474	4-13	.308	14-20	.700	12-20	32	13	16	9	6	8	34-38	72
Colorado State	2/23	25-51	.490	4-14	.286	10-11	.909	7-22	29	20	13	14	5	7	32-32	64
SDSU	A	26-66	.394	5-20	.250	3-6	.500	13-25	38	20	16	11	5	5	29-31	60
at New Mexico	2/28	22-52	.423	7-20	.350	21-29	.724	8-28	36	14	11	11	3	6	36-36	72
SDSU	A	19-39	.487	2-9	.222	9-11	.818	7-22	29	20	6	19	1	5	20-29	49
at Air Force	3/1	21-44	.477	13-27	.481	6-12	.500	4-15	19	14	16	10	3	9	25-36	61
at SDSU	H	24-60	.400	2-9	.222	3-10	.300	13-18	31	22	10	11	2	9	23-30	53
Utah	3/6	22-42	.524	5-14	.357	17-23	.739	7-28	35	16	12	18	9	4	33-33	66
SDSU	N-MWC QF	29-62	.468	5-15	.333	6-9	.667	8-19	27	16	13	7	1	7	37-32	69
vs. Utah	3/11	28-59	.475	8-18	.444	11-13	.846	13-28	41	11	15	15	3	2	38-37	75

2003-04 Win/Loss Margin

	1	2	3	4	5	6	7	8	9	10	11	12	13	14	15	16	17	18	19	20	21	22	23	24	25	30	in OT	3->	5->	10->	
Win		1	2	1	1			3		1			1							1					1	1		0	1	4	9
Loss			1	1	1	1		1	1	2	1	3	1	3														2	1	3	8

2003-04 Efficiency Ratings

The National Basketball Association uses a formula to rank the most efficient players in the league. The formula is efficiency = (PTS + REB + AST + STL + BLK) - ((FGA - FGM) + (FTA - FTM) + TO). Below are San Diego State's efficiency Ratings for the 2003-04 season.

SEASON EFFICIENCY POINTS	SEASON EFFICIENCY POINTS PER GAME	SEASON EFFICIENCY POINTS PER MINUTE
Aerick Sanders634	Aerick Sanders21.13	Aerick Sanders0.619
Marcus Slaughter360	Marcus Slaughter12.00	Marcus Slaughter0.477
Wesley Stokes301	Wesley Stokes10.03	Trimaine Davis0.371
Chris Walton294	Chris Walton9.80	Chris Manker0.348
Brandon Heath264	Brandon Heath8.80	Chris Walton0.328
Tommy Johnson119	Tommy Johnson4.10	Wesley Stokes0.297
John Sharper117	John Sharper4.03	Brandon Heath0.294
Chris Manker102	Chris Manker3.52	Tommy Johnson0.233
Trimaine Davis33	Trimaine Davis1.94	John Sharper0.225
Ben Wardrop10	Steve Sir1.00	Ben Wardrop0.161
Steve Sir2	Ben Wardrop0.56	Steve Sir0.133

REVIEW

2003-04 Review



SAN DIEGO STATE BASKETBALL

2003-04 Individual Superlatives

Category	San Diego State	Opponent
Points Scored	34 by Aerick Sanders vs. Portland (12-31-03)	30 by Jay Straight at Colorado State (1-26-04)
Field Goals	13 by Aerick Sanders vs. Portland (12-31-03)	12 by Curtis Stinson vs. Iowa State (1-3-04)
Field Goals Attempted	21 by Brandon Heath at Colorado State (1-24-04) 21 by Wesley Stokes at Colorado State (1-24-04)	20 by Brice Vounang at San Diego (12-3-03)
Highest FG Percentage (min. 5 made)	100.0 (11-11) Aerick Sanders vs. EWU (12-20-03)	88.9 (8-9) Matt Williams vs. Colorado State (1-24-04)
Highest FG Percentage (min. 10 made)	100.0 (11-11) Aerick Sanders vs. EWU (12-20-03)	66.7 (12-18) Curtis Stinson vs. Iowa State (1-3-04)
3-Point Field Goals Made	5 by Brandon Heath vs. Ohio State (11-24-03)	7 by Nick Jacobson vs. Utah (3-11-04)
3-Point Field Goals Attempted	10 by Brandon Heath at UNLV (2-17-04) 10 by Brandon Heath vs. Brigham Young (1-12-04) 10 by Brandon Heath vs. Troy State (11-30-03) 10 by Wesley Stokes vs. Long Beach State (11-21-03)	11 by Nick Jacobson vs. Utah (3-11-04) 11 by Greg Davis vs. Troy State (11-30-03)
3-Point Field Goal Percentage (min. 4 made)	83.3 (5-6) Brandon Heath vs. Ohio State (11-24-03) 80.0 (4-5) Brandon Heath at San Diego (12-3-03)	75.0 (6-8) Kendrick Johnson vs. Troy State (11-30-03)
3-Point Field Goal Percentage (min. 7 made)	NA	63.6 (7-11) Nick Jacobson vs. Utah (3-11-04)
Free Throws	10 by Brandon Heath at Texas Tech (12-13-03)	11 by Matt Nelson at Colorado State (1-24-04)
Free Throws Attempted	12 by Wesley Stokes vs. Wyoming (2-21-04)	15 by Michael Morris at Colorado State (1-24-04)
Free Throw Percentage (min. 5 made)	100.0 (10-10) Brandon Heath at Texas Tech (12-13-03)	100.0 (7-7) Odartey Blankson vs. UNLV (1-17-04) 100.0 (7-7) Ronald Ross at Texas Tech (12-13-03)
Free Throw Percentage (min. 10 made)	100.0 (10-10) Brandon Heath at Texas Tech (12-13-03)	84.6 (11-13) Matt Nelson at Colorado State (1-24-04)
Offensive Rebounds	11 by Aerick Sanders at Colorado State (1-24-04)	6 by Andrew Bogut vs. Utah (3-11-04)
Defensive Rebounds	10 by Aerick Sanders vs. Dayton (11-25-03)	10 by Matt Williams at Colorado State (1-24-04) 10 by Matt Nelson at Colorado State (1-24-04) 10 by Rafael Araujo vs. Brigham Young (1-12-04) 10 by Keith Waleskowski vs. Dayton (11-25-03)
Total Rebounds	18 by Aerick Sanders vs. Dayton (11-25-03)	14 by Alex Dunn vs. Wyoming (2-21-04) 14 by Jackson Vroman vs. Iowa State (1-3-04)
Assists	9 by Wesley Stokes at Wyoming (1-26-04) 9 by Wesley Stokes vs. Washington (12-27-03) 9 by Wesley Stokes at Arizona (12-22-03)	12 by Greg Davis vs. Troy State (11-30-03)
Blocked Shots	5 by Aerick Sanders at Saint Mary's (1-6-04)	5 by Matt Nelson at Colorado State (1-24-04)
Steals	5 by Marcus Slaughter at New Mexico (2-28-04)	5 by Mike Hall at Brigham Young (2-9-04)
Minutes Played	47 by Wesley Stokes at Colorado State (1-24-04)	44 by Shelton Johnson at Colorado State (1-24-04)
Minutes Played (Regulation)	40 by Aerick Sanders vs. New Mexico (2-2-04) 40 by Wesley Stokes vs. New Mexico (2-2-04) 40 by Aerick Sanders vs. Portland (12-31-03) 40 by Aerick Sanders vs. Dayton (11-25-03)	40 by Andre Emmett at Texas Tech (12-13-03)

REVIEW

2003-04 Team Superlatives

SDSU High	SDSU Low	Category	Opponent High	Opponent Low
90 vs. Cal Poly (12-18-03)	43 vs. Air Force (1-31-04)	Points Scored	93 vs. Troy State (11-30-03)	44 vs. Long Beach St. (11-21-03)
37 vs. Cal Poly (12-18-03)	19 vs. Air Force /at Air Force	Field Goals	32 vs. Washington (12-27-03)	16 vs. Long Beach St. (11-21-03)
90 at Colorado State (1-24-04)	39 at Air Force (3-1-04)	Field Goals Attempted	69 vs. Troy State (11-30-03)	42 vs. Air Force vs. Utah
54.7 vs. Eastern Wash. (12-20-03)	33.3 at Colorado State (1-24-04)	FG Percentage	55.6 at Colorado State (1-24-04)	29.1 vs. Long Beach St. (11-21-03)
13 vs. Ohio State (11-24-03)	2 - three times	3-Point Field Goals Made	19 vs. Troy State (11-30-03)	1 vs. Long Beach St. (11-21-03)
28 vs. Long Beach State (11-21-03)	7 vs. Air Force (1-31-04)	3-Point Field Goals Attempted	40 vs. Troy State (11-30-03)	10 at Texas Tech/at CSU
59.1 vs. Ohio State (11-24-03)	13.6 at Colorado State (1-24-04)	3-Point Field Goal Percentage	50.0 at Colorado State (1-24-04)	7.1 vs. Long Beach St. (11-21-03)
26 vs. Ohio State (11-24-03)	3 - five times	Free Throws Made	37 at Colorado State (1-24-04)	2 vs. UCSD (12-6-03)
33 vs. Ohio State (11-24-03)	6 - three times	Free Throws Attempted	53 at Colorado State (1-24-04)	4 vs. UCSD (12-6-03)
87.5 (14-16) at San Diego (12-3-03)	30.0 vs. Utah (3-6-04)	Free Throw Percentage	90.9 (10-11) vs. CSU (2-23-04)	36.4 at San Diego (12-3-03)
25 at Colorado State (1-24-04)	7 vs. Air Force /at Air Force	Offensive Rebounds	19 vs. Long Beach State (11-21-03)	4 vs. New Mexico vs. SDSU
29 at Texas Tech (12-13-03)	16 vs. UNLV (1-17-04)	Defensive Rebounds	45 at Colorado State (1-24-04)	13 vs. UCSD (12-6-03)
46 vs. UCSD/at Colorado State	25 vs. Washington (12-27-03)	Total Rebounds	50 at Colorado State (1-24-04)	22 vs. EWU vs. Air Force
33 at Colorado State (1-24-04)	12 vs. UCSD vs. Cal Poly	Fouls	29 vs. Ohio State (11-24-03)	9 at Arizona (12-22-03)
5 at Colorado State (1-24-04)	0 - many times	Fouled Out	2 vs. Eastern Wash. (12-20-03)	0 - many times
22 vs. Cal Poly/at Arizona	6 at Air Force (3-1-04)	Assists	24 vs. Washington (12-27-03)	8 at Wyoming (1-26-04)
20 vs. Washington/at BYU	6 vs. Dayton (11-25-03)	Turnovers	26 vs. Long Beach State (11-21-03)	9 at Utah (2-7-04)
6 - four times	0 vs. Wyoming (2-21-04)	Blocked Shots	11 at Colorado State (1-24-04)	0 - two times
14 vs. Cal Poly/at Colorado State	1 at Utah (2-7-04)	Steals	14 vs. Air Force (1-31-04)	1 at Colorado State (1-24-04)
54 vs. Iowa State, 2nd (1-3-04)	20 vs. Air Force/at Air Force	Points/Half	50 vs. Washington, 1st (12-27-03)	15 vs. LBSU, 1st (11-21-03)
68.0 vs. EWU, 2nd (12-20-03)	21.1 (8-38) at CSU, 1st (1-24-04)	FG Percentage/Half	64.7 vs. Utah, 2nd (3-6-04)	21.4 vs. LBSU, 1st (11-21-03)
5 vs. UCSD (12-6-03)	1 at Texas Tech (12-13-03)	Double-Figure Scorers	5 vs. Troy State /at Texas Tech/at BYU	1 vs. Long Beach State/UCSB

2003-04 Review



SAN DIEGO STATE BASKETBALL

2003-04 Individual Game-By-Game (Points/Rebounds/Assists)

	0	1	2	3	5	10	11	15	20	32	33	34	42
Opponent	Tommy Johnson	Brandon Heath	Wesley Stokes	Chris Walton	Travis Hanour	Shawn Weinstein	Steve Sir	John Sharper	Trimaime Davis	Ben Wardrop	Chris Manker	Aerick Sanders	Marcus Slaughter
LONG BEACH STATE	5/2/3*	12/4/2*	17/1/6*	5/8/2*	INJ	CD	INJ	8/1/2	INJ	0/1/2	3/5/2	6/8/1*	19/5/0
vs. Ohio State^	4/0/0*	28/2/1*	22/2/4*	8/6/4*	INJ	CD	INJ	6/0/1	INJ	0/0/0	0/2/0	8/9/1*	7/8/1
vs. Dayton^	15/5/0*	13/3/2*	10/4/3*	9/4/3*	INJ	CD	INJ	3/1/0	INJ	CD	0/0/1	21/18/1*	0/2/0
at Chaminade^	3/4/0*	10/3/1*	19/1/5*	12/3/1*	INJ	CD	INJ	6/1/0	INJ	CD	7/4/0	14/16/2*	4/7/1
TROY STATE	18/3/4*	21/3/2*	9/4/5*	6/5/4*	INJ	CD	INJ	2/0/0	INJ	0/0/0	2/2/0	21/15/2*	5/2/0
at San Diego	10/3/3*	27/1/1*	7/1/5*	7/5/0*	INJ	CD	INJ	0/1/1	INJ	CD	3/4/0	8/9/2*	4/4/0
UC SAN DIEGO	INJ	12/8/4*	18/1/8*	12/10/2*	INJ	CD	3/1/2	CD	INJ	0/1/1	12/9/0	12/7/1*	7/7/1*
at Texas Tech	2/3/1*	30/2/2*	8/2/5*	8/6/4*	INJ	CD	INJ	3/3/0	INJ	0/0/0	2/1/0	8/10/0*	7/5/0
CAL POLY	4/3/4*	20/1/5*	16/6/8*	8/6/4*	INJ	CD	CD	9/0/0	4/4/0	0/1/0	2/2/0	19/10/1*	8/9/0
EASTERN WASHINGTON	3/1/2*	10/2/2*	18/4/5*	2/0/1*	INJ	CD	CD	3/1/2	0/1/0	0/0/0	10/1/0	24/8/0*	9/10/0
at No. 5/5 Arizona	2/4/2*	15/3/2*	13/4/9*	4/4/1*	INJ	CD	CD	3/1/4	0/1/0	CD	5/1/1	24/9/0*	5/9/3
WASHINGTON	2/1/0*	23/3/4*	13/3/9*	5/4/1*	INJ	CD	0/0/0	8/0/1	2/1/0	CD	0/0/1	18/8/0*	10/3/0
PORTLAND	0/0/0	4/3/1	6/2/5*	11/5/6	INJ	CD	CD	3/3/2*	CD	0/1/0*	0/4/0*	34/14/0*	9/9/1
IOWA STATE	2/3/2	24/1/0	17/0/8*	14/6/1*	INJ	CD	CD	6/2/2*	0/1/0	CD	CD	18/9/2*	5/1/0*
at Saint Mary's	2/1/0	11/4/0	6/3/8*	13/3/0*	INJ	CD	CD	9/1/0*	6/4/0	0/0/0	0/1/1	11/10/0*	8/3/4*
BRIGHAM YOUNG*	0/0/1	13/5/0*	15/4/7*	12/6/1*	INJ	CD	CD	0/1/1	4/0/1	CD	0/2/1	18/7/0*	3/5/2*
UNLV*	3/0/0	21/3/5*	10/3/7*	9/2/2*	INJ	CD	CD	6/1/1	0/1/1	CD	0/0/0	23/10/2*	11/7/2*
at Colorado State*	0/1/1	26/2/0*	16/3/7*	8/9/2*	INJ	CD	CD	5/1/0	2/0/0	0/0/0	4/1/0	15/16/1*	11/6/0*
at Wyoming*	9/4/1	15/3/2*	6/2/9*	9/5/2*	INJ	CD	CD	2/0/1	0/0/0	0/0/0	14/1/0	12/11/1*	4/8/0*
AIR FORCE*	6/2/0	0/3/0*	12/2/5	7/4/1*	INJ	CD	CD	3/1/0*	CD	CD	0/0/0	4/5/3*	11/7/0*
NEW MEXICO*	0/1/0	8/5/1*	14/5/5*	6/5/2*	INJ	CD	CD	7/0/0	CD	CD	3/4/1	27/10/2*	7/11/2*
at Utah*	0/2/0	14/5/4*	11/3/3*	15/4/4*	INJ	CD	CD	0/0/0	0/0/0	CD	3/4/0	10/8/2*	8/8/0*
at Brigham Young*	8/1/1	3/0/2*	9/0/1*	17/8/2*	INJ	CD	CD	8/0/0	0/0/0	0/2/0	0/1/1	13/9/2*	11/6/1*
at UNLV*	0/0/1	13/1/2*	5/1/7*	9/8/3*	INJ	CD	CD	3/2/1	0/0/0	0/0/0	6/1/0	16/6/0*	13/15/0*
WYOMING*	2/5/1	8/0/2*	9/1/4*	12/7/4*	INJ	CD	CD	8/0/1	0/0/0	0/0/0	6/2/1	22/16/2*	7/8/0*
COLORADO STATE*	2/0/0	5/2/3*	18/1/5*	6/2/3*	INJ	CD	CD	4/0/1	CD	CD	7/3/0	13/8/1*	17/11/3*
at New Mexico*	2/2/0	6/0/1*	15/3/7*	4/4/5*	INJ	CD	CD	6/1/1	8/4/0	2/2/0	3/5/1	10/7/1*	4/8/0*
at Air Force*	9/2/1	0/3/0*	13/2/3*	0/3/1*	INJ	CD	CD	0/1/0	0/0/0	2/0/0	3/2/0	15/5/0*	7/7/1*
UTAH*	2/2/0	8/1/0	5/1/5	10/4/2*	INJ	CD	CD	0/1/1*	0/0/0	0/2/1*	0/3/0	20/12/1*	8/4/0*
vs. Utah`	0/0/1	13/4/2*	6/0/7*	14/2/1*	INJ	CD	CD	4/2/2	CD	0/0/0	6/3/0	18/5/0*	8/9/0*

* - Indicates starter. CD - Did Not Play-Coach's Decision. INJ - Did Not Play-Injured. ^ - 2003 EA Sports Maui Invitational. * - Indicates Mountain West Conference Game. ` - 2004 Mountain West Conference Basketball Championship.

2003-04 Individual Miscellaneous Category Leaders

TEAM LEADER IN SCORING		
	Season	Career
Aerick Sanders	13	13
Brandon Heath	9	9
Wesley Stokes	5	5
Chris Walton	3	3
Marcus Slaughter	1	1

TEAM LEADER IN REBOUNDING		
	Season	Career
Aerick Sanders	21	45
Marcus Slaughter	10	10
Chris Walton	2	3

TEAM LEADER IN ASSISTS		
	Season	Career
Wesley Stokes	27	27
Chris Walton	6	8
Brandon Heath	2	2
Aerick Sanders	1	

DOUBLE FIGURE SCORING GAMES		
	Season	Career
Aerick Sanders	25	33
Brandon Heath	21	21

20-PLUS SCORING GAMES		
	Season	Career
Brandon Heath	9	9
Aerick Sanders	9	9
Wesley Stokes	1	1

10+ REBOUNDING GAMES		
	Season	Career
Aerick Sanders	12	23
Marcus Slaughter	4	4
Chris Walton	1	2

DOUBLE-DOUBLES		
	Season	Career
Aerick Sanders	12	14
Marcus Slaughter	2	2
Chris Walton	1	2

MISSED GAMES DUE TO INJURY	
	Season
Travis Hanour	30
Trimaime Davis	8
Steve Sir	7
Tommy Johnson	1
TOTAL	46

TOP SCORING PERFORMANCES	
34, Aerick Sanders vs. Portland (12-31-03)	
30, Brandon Heath at Texas Tech (12-13-03)	
28, Brandon Heath vs. Ohio St. (11-24-03)	
27, Aerick Sanders vs. UNM (2-2-04)	
27, Brandon Heath at San Diego (12-3-03)	

TOP REBOUNDING PERFORMANCES	
18, Aerick Sanders vs. Dayton (11-25-03)	
16, Aerick Sanders vs. Wyoming (2-21-04)	
16, Aerick Sanders at CSU (1-24-04)	
16, Aerick Sanders at Chaminade (11-26-03)	
15, Marcus Slaughter at UNLV (2-17-04)	
15, Aerick Sanders vs. Troy State (11-30-03)	

TOP ASSISTS PERFORMANCES	
9, Wesley Stokes at Wyoming (1-26-04)	
9, Wesley Stokes vs. Washington (12-27-03)	

9, Wesley Stokes at Arizona (12-22-03)
8, Wesley Stokes at Saint Mary's (1-6-04)
8, Wesley Stokes vs. Iowa State (1-3-04)
8, Wesley Stokes vs. Cal Poly (12-18-03)
8, Wesley Stokes vs. UCSD (12-6-03)

TOP 3-POINT FG PERFORMANCES	
5, Brandon Heath vs. Ohio State (11-24-03)	
4, Brandon Heath at Utah (2-7-04)	
4, Chris Manker at Wyoming (1-26-04)	
4, Brandon Heath vs. Iowa State (1-3-04)	
4, Wesley Stokes vs. Cal Poly (12-18-03)	
4, Brandon Heath at Texas Tech (12-13-03)	
4, Brandon Heath at San Diego (12-3-03)	
4, Brandon Heath at San Diego (12-3-03)	
4, Wesley Stokes vs. Ohio State (11-24-03)	
4, Wesley Stokes vs. LBSU (11-21-03)	

TOP EFF. POINT PERFORMANCES	
39, Aerick Sanders vs. Portland (12-31-03)	
38, Aerick Sanders vs. UNLV (1-17-04)	
37, Aerick Sanders vs. Dayton (11-25-03)	
33, Aerick Sanders vs. EWU (12-20-03)	
33, Aerick Sanders vs. Troy State (11-30-03)	

REVIEW

2003-04 Departed Letterwinner Biography



Aerick Sanders

(AIR-ick SAND-ers)

Jersey No. 34

Forward-Center, Ht. 6-9, Wt. 203

High School: Gardena Serra High (Carson, Calif.)

Birthdate: June 1, 1982 (Harbor City, Calif.)

SDSU Letters (4): 2000-01, 2001-02, 2002-03, 2003-04

Along with Chris Walton, he was one of the first three student-athletes recruited to San Diego State by head coach Steve Fisher (Jum Roban was the other)... The lone scholarship senior on the 2003-04 Aztec team, although walk-on Ben Wardrop joined him as a senior scholarship student-athlete in the Spring, 2004 semester... Went from a role player, to a starter, to having one of the greatest senior seasons in San Diego State history... Helped SDSU usher one of the greatest turnarounds in college basketball and left SDSU with more victories than any player in the previous 16 seasons... Participated in University graduation ceremonies this past spring.

At San Diego State

Left San Diego State ranked in many career categories including fourth in blocked shots, fifth in rebounding, sixth in field goal percentage, seventh in efficiency points, eighth in games played, ninth in minutes played, 12th in points-rebounds-assists, 14th in games started, 17th in steals, 18th in field goals, 21st in scoring and 56th in assists (among SDSU players in the Division I era, since 1970-71 season)... The Aztecs posted a 65-56 (53.7 percent) record in his four seasons after going 34-75 (31.2 percent) in the four years before his arrival... Helped lead the Aztecs to the NCAA Tournament (2002), the postseason NIT (2003), a Mountain West Conference Tournament Championship (2002), the first Division I postseason victory in school history (2003) and three consecutive .500 or better seasons (2001, 2002, 2003)... Started the final 60 games of his career covering both his junior and senior campaigns - the fourth longest streak in SDSU recorded history... During his career, he led SDSU in scoring 13 times (all during his senior season), in rebounding 45 times and in assists one time... He recorded 33 double-figure scoring games, 23 double-figure rebound games and 14 double-doubles... Earned four league player of the week

honors joining Michael Cage as the only SDSU basketball players to earn that distinction four times.

As A Senior (2003-04 Season)

National Rankings 16th in rebounding (9.8) and 35th in field goal percentage (55.4).

MWC Rankings: 1st in offensive rebounding (4.73), 4th in rebounding (9.8), 5th in scoring (16.1), 5th in defensive rebounding (5.10), 6th in field goal percentage (55.4), 6th in blocked shots (1.20), 13th in steals (1.13).

A second-team all-Mountain West Conference selection (as announced by the league and voted on by the coaches)... Earned National Association of Basketball Coaches (NABC) District 13 first-team honors... It marked the third straight season an SDSU player had been named to the team, but Sanders joined Michael Cage and Randy Holcomb as the only players in SDSU history to earn a spot on the first team... Named to the United States Basketball Writers Association (USBWA) District 9 team, marking the fourth straight season an Aztec player was on the squad and Sanders was one of just four non-Pac 10 players selected to the 10-member team... Earned three Mountain West Conference Player of the Week honors, joining Michael Cage as the only Aztec players to record three league honors in the same season... Sanders became just the third player in Mountain West Conference history to win three league player of the week accolades in the same season... One of five players named to the 2003 EA Sports Maui Invitational All-Tournament Team and the only player to make the squad that did not play in the championship game (43 points and 43 rebounds in three tournament games)... Was five rebounds shy of becoming the first player at SDSU since Michael Cage in 1983-84 to average a double-double in a season... The lone recruited scholarship senior on the team and the only player to start all 30 games... One of just five players

► 2003-04 Season and Career Highs

	Season	Career
Points	34 vs. Portland (12-31-03)	34 vs. Portland (12-31-03)
Rebounds	18 vs. Dayton (11-25-03)	18 vs. Dayton (11-25-03)
Field Goals	11 vs. Eastern Wash. (12-20-03)	11 vs. Eastern Wash. (12-20-03)
	11 vs. Arizona (12-7-02)	11 vs. Arizona (12-7-02)
Field Goals Att.	20 vs. Portland (12-31-03)	20 vs. Portland (12-31-03)
Free Throws	8 vs. Portland (12-31-03)	8 vs. Portland (12-31-03)
Free Throws Att.	11 vs. Portland (12-31-03)	11 vs. Portland (12-31-03)
Assists	3 vs. Air Force (1-31-04)	4 at UNLV (3-13-03)
		4 at Houston (12-21-02)
Steals	4 vs. Iowa State (1-4-03)	4 vs. Iowa State (1-4-03)
Blocked Shots	5 at Saint Mary's (1-7-04)	5 at Saint Mary's (1-7-04)
Minutes	45 at Brigham Young (2-9-04)	45 at Brigham Young (2-9-04)

	Season	Career
Double-Figure Scoring Games	25	33
Led SDSU in Scoring	13	13
Led SDSU in Rebounding	21	45
Double-Doubles	12	14

to see action in all 30 contests... Led San Diego State in scoring (16.1), rebounding (9.8), minutes played (1,025/34.2), field goal percentage (55.4) and blocked shots (36)... Was second in free throw percentage (70.7), third in steals (34) and fourth in assists (31)... Led SDSU in scoring a team-high 13 times, in rebounding a team-best 21 times and had 25 double-figure scoring games after failing to score 10 or more points in consecutive games in his first three seasons at SDSU... Had 12 double-doubles (point-rebound) and recorded nine 20-plus scoring games... Had five games with 15 or more rebounds, including a career-best 18 boards against Dayton in a nationally-televised game in the semifinal round of the 2003 EA Sports Maui Invitational... Was one of six players in Division I to shoot 100 percent from the field with at least 11 attempts during the 2003-04 season, as he tied a school record when he connected on all 11 of his field goal attempts, scoring 24 points against Eastern Washington (12-20-03)... Produced the fourth best single-season by an SDSU player according to the Efficiency Formula utilized by the NBA to measure overall value, only Michael Cage's senior and junior years and Steve Malovic's senior season eclipsed Sanders' 2003-04 campaign (SDSU efficiency ratings date back to the 1978-79 season)... Other single-season rankings since the beginning of the Division I era include: sixth in rebounding (295), sixth in rebound average (9.8), sixth in points-rebounds-assists (808), 10th in blocked

shots (36), 10th in field goals (200), 11th in minutes played (1,025), 13th in scoring (482), 18th in field goal percentage (55.4) and 22nd in scoring average (16.1)... Ranked among the top six in six MWC stat categories and among the top 13 in seven MWC categories... Had 10 or more boards 13 times and 24 times in his career... Entered the season having never scored 10 or more points in consecutive games, but had 25 double-figure scoring games in 2003-04, including 21 of his final 22 games... Scored at least 20 points in nine games, including 20 vs. Utah in the MWC quarterfinals (3-6-04)... Passed the 500-point plateau against Washington (12-27-03)... Scored a game high 22 points and pulled down 16 rebounds, which broke the SDSU Cox Arena record and his own SDSU MWC record, against Wyoming (2-21-04)... Led SDSU with 16 points at UNLV (2-17-04)... Played a career high 45 minutes in the overtime loss at Brigham Young (2-9-04)... Posted the second highest scoring output of his career with a game-high 27 points vs. New Mexico (2-2-04) and also pulled down 10 rebounds... Scored a game high 23 points on 10-of-11 shooting and pulled down 10 rebounds in a win over UNLV (1-17-04)... Scored career-high 34 points against Portland (12-31-03) after hitting 13-of-20 shots and making a career high eight free throws in 11 attempts and also posted a double-double with 14 rebounds... Followed that up with an 18-point, nine rebound effort in a win over Iowa State (1-3-04) to earn his third MWC Player of the Week honor... Scored a

2003-04 Review



SAN DIEGO STATE BASKETBALL

then career high 24 points in consecutive games against Eastern Washington (12-20-03) and Arizona (12-22-03) to earn his second MWC Player of the Week honor... Connected on 9-of-10 field goals against Cal Poly (12-18-03) when he registered a double-double with 19 points and 10 rebounds... Recorded three straight double-doubles to earn MWC Player of the Week honors, while averaging 16.0 points and 14.5 rebounds in four games... Scored a then career high 21 points against Dayton (11-25-03) on eight-of-nine shooting from the floor with a career high 18 rebounds... Followed with a 14-point, 16-rebound effort at Chaminade (11-26-03)... Continued the streak by matching his then career high 21 points with nine field goals in 12 attempts and pulled down 15 boards against Troy State (11-30-03)... ESPN's Jay Bilas sang his praises while commentating at the Maui Invitational, "Sanders is a relentless rebounder who makes hustle plays and is always around the ball. He is long, athletic, and a workhorse that pursues the ball out of his area. He proved to me that he is among the best rebounders in the nation when he goes after it..." Sanders was the lone Aztec returning starter from the 2002-03 NIT team.

As A Junior (2002-03 Season)

MWC Rankings: 1st in offensive rebounding (3.43), 3rd in rebounding (7.6), 7th in defensive rebounding (4.17), 9th in blocked shots (0.83).

One of five players to see action in all 30 games and one of just three players and the only non-senior to start all 30 contests... Led the Aztecs in rebounds per game (7.6) and tied for team-high honors in games played (30), games started (30) and blocked shots (25)... Averaged 6.1 points per game - the fifth highest total on the squad - second most among the non-seniors... Named MWC Player of the Week on 2-10-03... Recorded two point-rebound double-doubles (12 points, 14 rebounds) at Houston (12-21-02) and 14 points, 14 rebounds vs. Wyoming (2-3-03)... Had six double-digit scoring games and 10 double-digit rebound efforts... Averaged a remarkable 11.4 rebounds per 40 min-

utes of action... Scored in the final 27 games of the season and in 29 of 30 contests overall... Shot 50 percent or better from the field in 19 of the final 25 games... In the last 23 games he connected on 59-of-115 field goal attempts (51.3 percent) after connecting on 13-of-31 (41.9 percent) to open the season... Posted his second career double-double with career-high 14 points and 14 rebounds vs. Wyoming (2-3-03)... Had a six-point, 10-rebound performance vs. Colorado State (2-1-03)... Posted a 5-for-6 shooting night en route to 10 points in 24 minutes at New Mexico (1-25-03)... Had an 11-point, six rebound performance in 19 minutes against USD (1-8-03)... Had 31 assists in the final 24 games, surpassing what he had in his entire freshman and sophomore seasons, combined... Had a string of 11 consecutive games with a blocked shot snapped at Houston (12-21-02)... His role increased dramatically in the 2002-03 season due to the departure of first-team all-Mountain West Conference performer Randy Holcomb and the decision of junior Chris Walton to redshirt... Had a career game when he tallied 12 points and added career highs with 14 rebounds, four assists, and three steals at Houston (12-21-02)... Posted a 12-rebound performance at Long Beach State (12-10-02)... Played a career-high and team-best 40 minutes in the opener against Eastern Washington, which was more than he played in any two games as a sophomore in 2001-02.

As A Sophomore (2001-02 Season)

MWC Rankings: 7th in blocked shots (0.88).

One of six players to see action in all 33 games... San Diego State team rankings: second in blocked shots (29), tied for fifth in rebounding (102/3.1 per game), tied for seventh in steals (16), eighth in scoring (81/2.5 per game) and ninth in minutes played (364/11.0 per game)... Connected on 37-of-66 field goal attempts for 56.1 percent... That figure would have not only led the team but would have ranked second in the Mountain West Conference had he qualified... Had a season-long 13-game scoring streak from Nov. 21 through Jan. 12, averag-

ing 4.1 ppg during the streak... That was broken when he did not attempt a shot (field goal or free throw) at Utah (1-14-02)... His 29 blocked shots left him just six short of a spot on the school's top-10 single-season chart... Blocked at least one shot in 22-of-33 games, including 10 of the last 11 games of the season... Tied a career-high with four blocked shots at UNLV (1-26-02)... Ended the season with seven blocks in his final four games (three Mountain West Conference tournament games and the NCAA Tournament) during which he played a total of 43 minutes (one block per 6.14 minutes)... Scored a career-high 12 points on 6-of-8 shooting from the field against UC San Diego (11-27-01)... Also posted six rebounds against the Tritons in 20 minutes of work... Enjoyed a 10-point, seven-rebound effort in the MWC tournament semifinal victory over Wyoming (3-8-02)... Despite playing only 14 minutes against the Cowboys, he was one of three Aztec players to score in double figures and his rebound total tied for game-high honors... With starting center Mike Mackell fouled out of the contest, Sanders logged an impressive second-half against the Cowboys, with four points, four rebounds, a blocked shot and all three of the Aztecs' second-half offensive rebounds in seven minutes of action... His putback off an offensive rebound with 2:07 to play started a 6-2 run that eventually gave SDSU the 70-69 victory... His six blocked shots during the Mountain West Conference Tournament were twice as many as the second-highest total in the tournament... Pulled down a career-best 10 rebounds to go along with six points in 19 minutes of action at New Mexico State (11-24-01)... A smart player who does little on the floor to hurt the team, Sanders committed 19 turnovers in 364 minutes of action (one turnover every 19:09) and had a blocked shot-to-turnover ratio of 1.5-to-1... Only non-freshman, scholarship player who did not start a contest during the season.

As A Freshman (2000-01 Season)

Played in the first 16 games of the season before a stress reaction in his

right foot kept him sidelined the rest of his freshman campaign... Set a season-high with nine points at Brigham Young (1-13-01)... Connected on his first two shots at the collegiate level and ended his first game with six points and two rebounds against UC San Diego (11-18-00)... Followed that up with a strong defensive effort which resulted in three blocked shots and four rebounds in 19 minutes of action against New Mexico State (11-21-00)... Recorded a season-high eight rebounds at UC Santa Barbara (12-6-00)... Pulled down seven rebounds, including four on the offensive end, against Fresno State (11-27-00) and Florida Atlantic (11-30-00)... Set a season-high with four blocks in 22 minutes on the floor against FAU... Recorded a block in five consecutive games and had five multiple-block games as a rookie... Following his last game on Jan. 15, Sanders was eighth in scoring, fourth in rebounding, third in field-goal percentage, third in offensive rebounding, second in blocked shots and tied for fourth in steals on the squad... He also led Aztec freshmen in nearly every category including scoring, rebounding and minutes played.

High School

A two-time all-CIF performer at Gardena Serra... Averaged 24 points, 13 rebounds and four blocks as a senior... A three-time first-team all-Del Rey League selection... Played on a pair of CIF section championship teams... Was good for 18 points and 12.4 rebounds as a junior... In the 1999 CIF Division IV title game, he scored 25 points, grabbed 12 rebounds and blocked four shots on his way to player-of-the-game honors.

Personal

Born June 1, 1982, in Harbor City... Parents are Jimmy and Cynthia Sanders... Both parents are postal employees... Took official visits to Oregon State and Pittsburgh during his senior season... Was ranked as the 10th-best forward at the Best of the West camp... Majored in political science.

REVIEW

► Aerick Sanders' Career Statistics

Year	G	GS	Min.	Avg.	FG	FGA	Pct.	3P	3PA	Pct.	FT	FTA	Pct.	OR	DR	Reb	Avg.	PF	D	AT	TO	BS	ST	Pts.	Avg.
00-01	16	0	264	16.5	25	46	.543	0	0	.000	10	23	.435	24	37	61	3.8	41	2	5	16	15	13	60	3.8
01-02	33	0	361	10.9	37	66	.561	0	0	.000	7	14	.500	36	66	102	3.1	70	2	6	19	29	16	81	2.5
02-03	30	30	797	26.6	72	146	.493	0	0	.000	39	51	.765	103	125	228	7.6	105	6	36	45	25	17	183	6.1
03-04	30	30	1,025	34.2	200	361	.554	0	1	.000	82	116	.707	142	153	295	9.8	94	8	31	49	36	34	482	16.1
Totals	109	60	2,450	22.5	334	619	.540	0	1	.000	138	204	.676	305	381	686	6.3	310	18	78	129	105	80	806	7.4

2003-04 Review



SAN DIEGO STATE BASKETBALL

2003-04 Departed Letterwinner Biography



Ben Wardrop

(Ben WAR-drop)

Jersey No. 32

Guard, Ht. 6-3, Wt. 201

High School: Loara High (Anaheim, Calif.)

Birthdate: March 13, 1981 (St. Joseph, Mich.)

SDSU Letters (2): 2002-03, 2003-04

SDSU Varsity (5): 1999-00, 2000-01, 2001-02, 2002-03, 2003-04

No player in San Diego State endeared himself to the fans more than Ben Wardrop... A non-recruited walk-on, he played himself on to Steve Fisher's first squad at SDSU in 1999-00 and remained in the program for five seasons... Went from unrecruited walk-on, to practice player, to spot player, to team captain and senior leader... The only player to be part of Steve Fisher's first five seasons on The Mesa.

At San Diego State

Played in 40 career games and made two starts his senior campaign... One of six SDSU players to see action in both an NCAA and NIT game joining Leonard Allen, Tony Bland, Mike, Mackell, Deandre Moore and Aerick Sanders... Aztec Division I career rankings: 69th in three-point field goals, 73rd in three-point field goals attempted and 98th in offensive rebounds... Present for the Aztecs great turnaround as SDSU posted a 65-56 record in his four seasons on the court after posting a 34-75 mark from 1996-97 through 1999-00... Played on teams that won a Mountain West Conference Championship, advanced to the NCAA Tournament and claimed the school's first postseason Division I victory in the 2003 NIT.

As A Senior (2003-04)

One of two seniors on the team... A team leader despite being a walk-on... The only player on the 2003-04 squad from Steve Fisher's first season... His knowledge of the game made him a candidate to play in any situation... Saw action in 18 of SDSU's 30 games... Made second career start and played a career high 18 minutes against Utah (3-6-04), and finished with two rebounds and an assist... Played a career-high 18 minutes in the Senior Night game against the Utes...

Scored in consecutive games for the only time in his career with baskets against New Mexico (2-28-04) and Air Force (3-1-04)... Scored his first points of the season and tied a career-high with two rebounds at New Mexico (2-28-04)... Earned his first career start against Portland (11-31-03) and played a then career high six minutes against a NCAA Division I opponent... Set an NCAA record by fouling out of the game at Colorado State (1-24-04) in 71 seconds... Received national attention on ESPN and *Sports Illustrated* for the record... The Fisher Fanatics, the official student group for men's basketball, honored him before, during and after the game against UC San Diego (12-6-03)... Fans made signs, wore shirts and held fans with his likeness during the contest.

As A Junior (2002-03)

Played in nine games taking his three-year total to 22 career games... Scored eight points and had four assists in 15 minutes of action... Connected on three-point field goals against IPFW (12-30-02) and New Mexico (2-24-03)... Also tallied two points in a game against his brother's team, Loyola Marymount (1-3-03).

As A Sophomore (2001-02)

Played in five games and logged 10 minutes of action on the season... Scored the first points of his career on a three-point field goal against Eastern Washington (12-20-01)... Pulled down two rebounds and dished out one assist in four minutes of action against UC San Diego (11-27-01)... Played one minute in the NCAA Tournament against Illinois (3-15-02)... For the season, played 10 minutes, with three points, three rebounds and one assist.

As A Freshman (2000-01)

Saw action for the first time in his career when he logged three minutes against UC San Diego (11-18-00) in the season opener... Also played three minutes against Florida Atlantic (11-30-00)... Played two minutes at New Mexico (2-17-01) pulling down a defensive rebound... Also saw playing time against UNLV (2-24-01), credited with a defensive rebound... Recorded a rebound in five of the eight games he played.

As A Redshirt (1999-00)

Practiced with the team but did not play.

High School

Attended Loara High School in Anaheim... Earned two varsity letters for the Saxons... Was a second-team all-Empire League selection and an all-academic pick... Loara won a pair of league

basketball for Loyola Marymount and is entering his junior season... The two brothers went head-to-head on Jan. 3, 2003 when San Diego State posted a 79-69 victory... Wes had five points, four rebounds and three assists in 17 minutes of action while Ben had two points coming off the bench in the game's final minute... Players consider him so much of a coach that they made up business cards with his name and an assistant coach title and also made him a nameplate outside a vacant office in the coaches suite... Enjoys jumping off cliffs into water... Suffered more than 50 bee stings when he stumbled upon a nest at age five... Also considered attending Long Beach State... Enjoys soccer... Wears jersey No. 32 because 'that's the one they handed to me in the locker room'... The three words he uses to describe himself are relentless, relentless, relentless.



Wardrop scored his first career basket 10 games into his career on this three-point shot against Eastern Wash. on Dec. 20, 2001.

Personal

Born March 13, 1981, in St. Joseph, Mich... Graduated in Spring of 2004 with 176 credits (56 more than what is required to earn a bachelor's degree), with a bachelor of science in kinesiology (with an emphasis in physical education) and business administration degree in management... Took 22 credits in his final semester on campus, which included four upper division management classes... Would like to get into coaching... Brother Wes plays

► Ben Wardrop's Career Statistics

Year	G	GS	Min.	Avg.	FG	FGA	Pct.	3P	3PA	Pct.	FT	FTA	Pct.	OR	DR	Reb	Avg.	PF	D	AT	TO	BS	ST	Pts.	Avg.
00-01	8	0	13	1.6	0	4	.000	0	1	.000	0	0	.000	1	4	5	0.6	0	0	1	2	0	0	0	0.0
01-02	5	0	10	2.0	1	6	.167	1	1	1.000	0	0	.000	1	2	3	0.6	1	0	1	2	0	0	3	0.6
02-03	9	0	15	1.7	3	6	.500	2	5	.400	0	0	.000	0	0	0	0.0	5	0	4	2	0	1	8	0.9
03-04	18	2	62	3.4	2	9	.222	0	3	.000	0	0	.000	4	6	10	0.6	11	1	4	3	1	1	4	0.2
Totals	40	2	100	2.5	6	25	.240	3	10	.300	0	0	.000	6	12	18	0.5	17	1	10	9	1	2	15	0.4

2003-04 Recaps



SAN DIEGO STATE BASKETBALL



Game 1

**San Diego State 74
Long Beach State 44**
Nov. 21, 2003 • San Diego, Calif.
Cox Arena • Att.: 5,896

SAN DIEGO - After a slow start, San Diego State used an 18-0 run midway through the first half to take control of the game as it defeated Long Beach State, 74-44.

Two SDSU first-year players, freshman Marcus Slaughter and Missouri transfer Wesley Stokes, made an immediate impact in their first game in an Aztec uniform. Slaughter came off the bench to score a game-high 19 points and Stokes turned in 17 points and six assists.

San Diego State didn't record a field goal until four minutes into the game, but its 18-0 run made the score 25-5. Slaughter connected on three baseline three-point shots to give the Aztecs' a lead they would not relinquish.

The play of the game occurred when Stokes stole the ball from LBSU's Kevin Roberts, led a 2-on-1 break, and threw Slaughter an alley-oop pass to give SDSU a 34-11 lead.

Slaughter's 19 points in a season opener is matched only by Chris Webber for freshmen who have played for Steve Fisher.

SDSU held the 49ers to just 21.4 percent shooting in the first half and 29.1 percent for the game. LBSU's 44 points were the fewest allowed by an Aztec squad since it held Air Force to 43 on Jan. 20, 2001. The 30-point margin of victory is the largest in a season opener since 2000 when SDSU defeated UCSD by 32, 80-48.

LBSU	MP	FG	3FG	FT	R	F	A	TO	B	S	TP
Pearson	25	3-4	0-0	0-1	9	3	1	3	0	2	6
Roberts	30	4-9	0-1	5-6	5	5	1	2	0	0	13
Jackson	13	2-6	0-0	0-0	6	4	0	0	0	0	4
Hodges	28	0-9	0-4	3-4	1	1	0	6	1	0	3
Houston	31	1-11	1-5	0-2	3	1	3	6	1	1	3
Darby	16	0-3	0-1	1-2	4	3	0	1	0	0	1
Graham	25	3-8	0-3	0-0	6	2	4	5	0	0	6
Bowens	6	0-0	0-0	0-2	1	0	1	0	0	0	0
Free	15	3-3	0-0	2-4	1	0	6	3	0	1	8
Graham	11	0-2	0-0	0-2	3	0	0	0	0	1	0
Team					6			2			
Totals	200	16-55	1-14	11-23	45	19	10	26	2	5	44

SDSU	MP	FG	3FG	FT	R	F	A	TO	B	S	TP
Walton	25	1-4	0-1	3-4	8	4	2	4	0	1	4
Sanders	23	3-4	0-0	0-0	8	5	1	0	2	0	6
Johnson	24	1-7	0-1	3-3	2	2	3	1	0	2	5
Heath	27	4-18	1-7	3-6	4	2	2	5	0	3	12
Stokes	33	5-15	4-10	3-4	1	1	0	6	3	0	17
Sharper	20	3-4	2-3	0-0	2	1	2	0	0	1	8
Wardrop	5	0-1	0-0	0-0	1	0	2	0	0	1	0
Manker	24	1-4	0-3	0-0	5	3	1	0	1	0	2
Slaughter	19	7-9	3-3	2-3	5	3	0	0	0	1	19
Team					1						
Totals	200	25-66	10-28	14-20	37	21	19	13	3	13	74

Halftime: San Diego State 44, Long Beach State 15. **FG%:** San Diego State 37.9, Long Beach State 29.1. **3FG%:** San Diego State 35.7, Long Beach State 7.1. **FT%:** San Diego State 70.0, Long Beach State 47.8. **Officials:** Bob Staffen, Duane Allen, Jim Danner. **Technical:** None.



Game 2

**San Diego State 83
Ohio State 61**
Nov. 24, 2003 • Maui, Hawai'i
Lahaina Civic Center • Att.: 2,500

MAUI - San Diego State's tandem of Brandon Heath and Wesley Stokes combined for 50 points and the Aztecs connected on 13 3-pointers in an 83-61 victory over Ohio State in the opening round of the Maui Invitational.

Heath had 28 points and was 5-for-6 from beyond the arc, while Stokes scored 22 points (4-for-6 3FG).

In the first half, the Aztecs were red-hot from the arc as they hit 7-of-14 from beyond the three-point-line, while going 2-for-14 from inside it. SDSU finished the game 13-for-22 (59.1 percent) on three-point field goals.

Ohio State led, 37-35, two minutes into the second half when the Aztecs took over with a 21-1 run that broke the game open. Heath had three of San Diego State's five 3-pointers during the run.

Ohio State missed four shots and turned the ball over five times in that span and scored its only point on a free throw by Velimir Radinovic, who missed three other foul shots during SDSU's run.

San Diego State improved to 2-0 for the first time since the 2000-01 campaign and for the second time in the last eight seasons. The Aztecs also handed Ohio State its worst defeat since a 32-point loss to Purdue in 1998. Entering the game, the Aztecs had not beaten a Big Ten team since beating the Buckeyes on Dec. 23, 1996, 81-75.

OSU	MP	FG	3FG	FT	R	F	A	TO	B	S	TP
Dials, T.	32	3-5	0-0	3-4	8	3	3	3	2	1	9
Radinovic	19	0-0	0-0	1-4	2	3	0	4	2	1	19
Sullinger	21	3-9	2-4	1-2	7	5	4	3	0	0	21
Fuss-Cheatham	31	2-3	0-1	0-0	2	3	4	2	0	2	4
Stockman	32	5-14	3-9	0-0	3	2	1	5	0	2	13
Harris	21	6-8	1-1	0-1	5	4	0	1	1	0	13
Dials, N.	4	0-0	0-0	1-2	0	2	2	0	0	0	1
Nwankwo	2	0-0	0-0	0-0	0	0	0	0	0	0	0
Billings	12	0-1	0-0	2-2	0	4	0	2	0	0	2
Smith	3	1-1	0-0	0-0	0	1	1	0	0	0	2
Sylvester	14	1-4	0-0	0-0	3	1	0	2	0	0	2
Jenkins	9	1-5	0-0	3-6	2	1	0	0	0	0	5
Team					3						
Totals	200	22-50	6-15	11-21	35	29	15	23	5	6	61

SDSU	MP	FG	3FG	FT	R	F	A	TO	B	S	TP
Walton	39	3-12	1-3	1-2	6	3	4	1	0	2	8
Sanders	28	2-8	0-0	4-4	9	4	1	2	0	1	8
Johnson	7	1-2	1-2	1-2	0	4	0	1	0	0	4
Heath	37	7-13	5-6	9-12	2	2	1	3	0	3	28
Stokes	31	7-12	4-6	4-5	2	4	4	4	0	1	22
Sharper	14	2-3	2-3	0-0	0	0	1	2	0	1	6
Wardrop	1	0-0	0-0	0-0	0	0	0	0	0	0	0
Manker	13	0-2	0-1	0-0	2	0	0	0	0	0	0
Slaughter	30	0-5	0-1	7-8	8	4	1	2	1	3	7
Team					8						
Totals	200	22-57	13-22	26-33	37	22	12	15	1	11	83

Halftime: San Diego State 32, Ohio State 32. **FG%:** Ohio State 44.0, San Diego State 38.6. **3FG%:** San Diego State 59.1, Ohio State 40.0. **FT%:** San Diego State 78.8, Ohio State 52.4. **Officials:** John Clougherty, Bruce Shapiro, Raymond Perone. **Technical:** None.



Game 3

**Dayton 76
San Diego State 71**
Nov. 25, 2003 • Maui, Hawai'i
Lahaina Civic Center • Att.: 2,500

MAUI - Dayton handed San Diego State its first loss of the season, in the second round of the Maui Invitational, 76-71, on Tuesday. SDSU (2-1) pulled within three points with 23 seconds left after a basket by Aerick Sanders. But Dayton went 5-for-6 from the free throw line the rest of the way to close out the Aztecs.

Sanders led the way for the Aztecs with a career high 21 points and 18 rebounds. However, SDSU struggled to connect from three-point land as it hit just 4-for-22 from 3-point range one day after connecting on 13 treys in an opening-round win over Ohio State.

SDSU was down, 39-33, at the half after the Flyers opened the game by hitting 55.6 percent from the field compared to only 37.8 percent shooting by the Aztecs.

SDSU held Dayton to 40.6 percent shooting in the last stanza, but the Flyers hit their free throws down the stretch to ice the game.

Tommy Johnson scored a career high 15 points, and Brandon Heath and Wesley Stokes both scored in double figures at 13 and 10 points, respectively, for the Aztecs.

NOTES OF THE GAME: The 18 rebounds by Aerick Sanders were one short of a Maui Classic record, as Michael Wright (Arizona) and Nick Collison (Kansas) hold the record with 19 rebounds... The double-double was the third of Sanders' career.

Dayton	MP	FG	3FG	FT	R	F	A	TO	B	S	TP
Scott	25	4-6	2-4	0-0	5	3	2	1	1	1	10
Waleskowski	31	6-10	0-1	2-2	11	3	5	2	0	0	14
Finn	24	3-4	0-0	2-3	4	3	0	1	0	0	8
Marshall	34	4-13	3-7	6-7	3	3	4	3	0	0	17
Jones	33	3-10	1-7	2-2	3	3	2	1	0	1	9
Williams	21	5-8	4-6	1-2	3	2	5	1	0	0	15
White	7	0-0	0-0	0-0	1	2	1	1	0	0	0
Iguodala	10	1-3	0-0	0-0	1	1	0	0	2	0	2
Cripe	15	0-0	0-0	1-2	0	0	1	1	0	0	1
Team					4				1		
Totals	200	26-54	10-25	14-18	35	20	20	12	3	2	76

SDSU	MP	FG	3FG	FT	R	F	A	TO	B	S	TP
Walton	34	4-13	0-3	1-2	4	3	3	4	0	0	9
Sanders	40	8-9	0-0	5-8	18	3	1	0	1	0	21
Johnson	29	5-12	2-6	3-5	5	2	0	0	0	1	15
Heath	30	4-12	0-5	5-6	3	2	2	0	0	2	13
Stokes	39	3-16	1-7	3-4	4	3	3	2	0	0	10
Sharper	12	1-1	1-1	0-0	1	1	0	0	0	1	3
Manker	6	0-2	0-0	0-0	0	0	1	0	0	0	0
Slaughter	10	0-1	0-0	0-0	2	2	0	0	0	0	0
Team					2						
Totals	200	25-66	4-22	17-25	39	17	10	6	1	4	71

Halftime: Dayton 39, San Diego State 33. **FG%:** Dayton 48.1, San Diego State 37.9. **3FG%:** Dayton 40.0, San Diego State 18.2. **FT%:** Dayton 77.8, San Diego State 68.0. **Officials:** John Clougherty, Tim Clougherty, Reginald Cofer. **Technical:** None.

REVIEW

2003-04 Recaps



SAN DIEGO STATE BASKETBALL



Game 4

**San Diego State 75
Chaminade 67**

Nov. 24, 2003 • Maui, Hawai'i.
Lahaina Civic Center • Att.: 2,500

MAUI - San Diego State earned a third-place finish at the Maui Invitational with a 75-67 victory over the host institution, Chaminade, on Wednesday in Hawai'i.

The Aztecs (3-1) took a 65-48 lead following an 11-2 run capped by a 3-pointer by Chris Walton with 4:57 to play. Chaminade (1-2) was able to get to 72-67 with 27 seconds left on a 3-pointer by Chris Acker. But Wesley Stokes went 3-for-4 from the free throw line the rest of the way to close out the game.

Stokes scored 19 points to lead San Diego State, while Aerick Sanders posted his second consecutive double-double with 14 points and 16 rebounds. Sanders led SDSU to a 43-29 advantage on the boards, including 19-7 on the offensive end. Sanders, who had nine offensive rebounds, also went 7-for-14 from the field.

The Aztecs shot a season high 43.1 percent from the field and tallied 11 steals which led to 24 Chaminade turnovers.

The win marked the first time since the 1987 Holiday Bowl Classic that the Aztecs won two games at an in-season tournament. Since then, the Aztecs have won only one game in tournaments during the regular season.

NOTES OF THE GAME: The last nine teams to finish third at the Maui Invitational went on to post-season action, including eight that advanced to the NCAA tournament... The 3-1 record matches the Aztecs best start since the 1984-85 squad opened up 8-0.

SDSU	MP	FG	3FG	FT	R	F	A	TO	B	S	TP
Walton	24	5-8	1-1	1-4	3	3	1	6	0	1	12
Sanders	37	7-14	0-0	0-0	16	1	2	0	1	2	14
Johnson	20	1-5	1-2	0-0	4	4	0	1	1	2	3
Heath	27	3-11	0-4	4-4	3	2	1	3	0	0	10
Stokes	39	5-14	1-6	8-11	1	4	5	4	0	3	19
Sharper	16	2-2	2-2	0-0	1	3	0	1	0	2	6
Manker	18	3-6	1-2	0-2	4	1	0	3	0	0	7
Slaughter	19	2-5	0-0	0-0	7	1	1	1	1	1	4
Team					4						
Totals	200	28-65	6-17	13-21	43	19	10	19	3	11	75

Chaminade	MP	FG	3FG	FT	R	F	A	TO	B	S	TP
Henning	27	1-3	0-0	0-0	2	3	1	1	1	0	2
Frey	17	1-3	0-0	4-4	7	2	0	1	0	0	6
Sykes	18	4-6	2-4	4-5	2	3	0	2	0	1	14
Reyes	13	2-4	1-3	0-0	4	2	1	3	0	0	5
Stigall III	31	3-13	2-7	1-2	2	2	2	4	0	2	9
Mittelsteadt	20	3-4	0-0	0-0	3	4	0	3	0	0	6
Acker	32	4-8	1-3	4-6	2	3	3	3	0	2	13
Walters	3	0-1	0-0	0-0	0	0	0	0	0	0	0
Whilling	26	1-4	0-2	0-0	3	2	3	5	0	2	2
Metcalf	13	3-4	0-0	4-4	2	3	1	1	1	0	10
Team					2				1		
Totals	200	22-50	6-19	17-21	29	24	11	24	2	7	67

Halftime: San Diego State 32, Chaminade 31. **FG%:** Chaminade 44.0, San Diego State 43.1. **3FG%:** San Diego State 35.3, Chaminade 31.6. **FT%:** Chaminade 81.0, San Diego State 61.9. **Officials:** Raymond Perone, Michael Roberts, Bruce Shapiro. **Technical:** SDSU-Bench.



Game 5

**Troy State 93
San Diego State 84**

Nov. 30, 2003 • San Diego, Calif.
Cox Arena • Att.: 4,053

SAN DIEGO - San Diego State could not overcome a Cox Arena record 19 three-pointers from visiting Troy State as the Trojans handed the Aztecs a 93-84 defeat.

The game was close throughout with 15 ties and nine lead changes, but the Trojans went on a 12-1 run to take a 48-43 lead at halftime.

In the second half, San Diego State went on a quick 7-2 run to tie the game at 50-50 with 18 minutes left on a three-pointer by Brandon Heath. The two teams battled back and forth until five quick points by Troy State with five minutes remaining gave the Trojans a lead they would not relinquish.

Aztecs senior Aerick Sanders tied a career-high with 21 points and had a game-high 15 rebounds for his third straight double-double and the fifth of his career. Teammate Brandon Heath also posted 21 points, while junior Tommy Johnson recorded career highs with 18 points on 7-of-10 shooting and four steals.

Troy State set a Cox Arena record for 3-point field goals made and attempted by shooting 19-for-40 (47.5 percent). SDSU shot 49.3 percent from the field but just 6-of-26 (23.1 percent) from behind the three-point line.

This was the first meeting between San Diego State and Troy State, which made its first trip to California for the game.

TSU	MP	FG	3FG	FT	R	F	A	TO	B	S	TP
Slamper	20	2-5	0-2	5-6	5	1	1	0	0	3	9
Johnson	37	8-11	6-8	3-4	8	3	1	2	0	1	25
Lewin	32	4-11	0-0	4-4	9	3	1	0	0	1	12
Evans	25	2-5	1-3	0-0	3	3	0	2	0	0	5
Davis	38	6-16	4-11	0-0	1	1	12	4	0	2	16
Mathis	17	5-9	4-7	0-0	3	0	2	2	0	0	14
Heck	20	4-11	4-8	0-0	4	0	0	1	0	1	12
Lee	3	0-1	0-1	0-0	1	1	1	0	0	0	0
Acker	8	0-0	0-0	0-0	0	1	0	0	0	0	1
Team					2						
Totals	200	31-69	19-40	12-14	36	13	18	11	0	9	93

SDSU	MP	FG	3FG	FT	R	F	A	TO	B	S	TP
Walton	30	3-6	0-2	0-0	5	3	4	3	0	0	6
Sanders	40	9-12	0-0	3-5	15	2	2	2	0	0	21
Johnson	33	7-10	2-3	2-3	3	0	4	0	1	4	18
Heath	33	8-18	3-10	2-3	3	2	2	1	0	1	21
Stokes	33	4-14	1-8	0-0	4	4	5	4	0	1	9
Sharper	11	1-3	0-1	0-0	0	1	0	0	0	1	2
Manker	8	0-1	0-1	2-2	2	1	0	1	0	0	2
Slaughter	8	1-3	0-1	3-3	2	0	0	0	0	0	5
Team					2						
Totals	200	33-67	6-26	12-16	36	13	17	11	3	7	84

Halftime: Troy State 48, San Diego State 43. **FG%:** San Diego State 49.3, Troy State 44.9. **3FG%:** Troy State 47.5, San Diego State 23.1. **FT%:** Troy State 85.7, San Diego State 75.0. **Officials:** Randy McCall, Mike Littlewood, Roosevelt Brown. **Technical:** None.



Game 6

**San Diego State 66
San Diego 63**

Dec. 3, 2003 • San Diego, Calif.
Jenny Craig Pavilion • Att.: 5,100 (e)

SAN DIEGO - The Aztecs held on to win their second straight crosstown matchup, 66-63, against San Diego at the Jenny Craig Pavilion on Wednesday.

SDSU built a 20-point lead in the second half but the Toreros' Brad Lechtenberg hit five three-pointers to give USD the lead with two minutes remaining. SDSU freshman Brandon Heath answered with a three-pointer less than 20 seconds later and the Aztecs' never relinquished the lead.

Heath scored a game-high 27 points, including the Aztecs' last nine points on 9-of-13 shooting and four-of-five from behind the arc. Tommy Johnson was the only other Aztec in double figures, with 10 points.

San Diego State was 7-of-14 from the 3-point line in the first half while taking a 40-27 lead. SDSU also hit 14-of-16 from the free throw line, compared to only 4-of-11 shooting by USD.

NOTES OF THE GAME: With last season's victory over the Toreros, San Diego State won consecutive meetings in the series for the first time since Jan. 5 and Dec. 6 of 1984. The Aztecs had gone 15 straight games in the series without claiming two straight... The Aztecs won on USD soil for the first time since winning 84-61 on Feb. 25, 1975... Coupled with the road win at Chaminade, San Diego State improves to 2-0 in road games. This is the first time the Aztecs have won their first two road games of the season since the 1984-85 campaign when SDSU beat UC Irvine and Long Beach State.

SDSU	MP	FG	3FG	FT	R	F	A	TO	B	S	TP
Walton	33	3-7	1-2	0-0	5	2	0	4	2	0	7
Sanders	29	3-11	0-0	2-2	9	2	2	1	3	2	8
Johnson	31	3-8	1-5	3-4	3	3	3	1	0	0	10
Heath	37	9-13	4-5	5-6	1	1	5	0	2	2	27
Stokes	36	2-8	1-2	2-2	1	2	5	3	0	2	36
Sharper	12	0-2	0-2	0-0	1	1	1	0	0	0	0
Manker	12	1-1	1-1	0-0	4	4	0	1	0	0	3
Slaughter	10	1-4	0-1	2-2	4	3	0	1	0	0	4
Team					7						
Totals	200	22-54	8-18	14-16	35	18	12	16	5	6	66

USD	MP	FG	3FG	FT	R	F	A	TO	B	S	TP
Lewis	33	4-6	0-1	2-4	9	3	4	3	2	2	10
Vounang	36	10-20	0-0	1-1	6	3	1	1	0	1	21
Melton	33	3-7	2-4	0-0	2	1	1	1	0	2	8
Hubbard	30	3-5	0-1	0-1	3	1	4	4	0	2	6
McGrain	35	1-7	0-1	1-5	8	4	8	1	0	1	3
Sane	11	0-2	0-0	0-0	1	3	0	2	1	0	0
Lechtenberg	22	5-8	5-8	0-0	0	0	0	1	0	0	15
Team					2						
Totals	200	26-55	7-15	4-11	31	15	18	15	3	8	63

Halftime: San Diego State 40, San Diego 27. **FG%:** San Diego 47.3, San Diego State 40.7. **3FG%:** San Diego 46.7, San Diego State 44.4. **FT%:** San Diego State 87.5, San Diego 36.4. **Officials:** David Libbey, Thomas Wood, Frank Harvey III. **Technical:** San Diego 2 (Vounang, Bench).

REVIEW

2003-04 Recaps



SAN DIEGO STATE BASKETBALL



Game 7

**San Diego State 76
UC San Diego 51**

Dec. 6, 2003 • San Diego, Calif.
Cox Arena • Att.: 4,795

SAN DIEGO - San Diego State scored on its first six possessions, jumped out to a 16-2 lead, and led by no less than 16 in the second half on its way to a 76-51 victory over UC San Diego at Cox Arena on Saturday.

The Aztecs improve to 5-2 on the season, which marks the earliest point on the calendar year that SDSU has registered five wins in its history, and matches its best record since 1984-85.

SDSU shot a season high 50.9 percent from the field, including 58.6 percent in the first half. Leading five Aztecs in double-figures was Wesley Stokes with 18 points on six-of-nine shooting.

Junior Chris Manker registered career-highs in both scoring and rebounding with 12 points and nine boards. Chris Walton recorded his second career double-double with 12 points and 10 rebounds, while Aerick Sanders and Brandon Heath also poured in 12 points apiece.


Stokes tallied eight assists, while Heath posted eight rebounds and four assists, which were season highs for the Aztec starting backcourt.

NOTES OF THE GAME: Freshman Marcus Slaughter made his first career start and posted seven points and seven rebounds in 30 minutes... Junior Steve Sir saw action for the first time this season after recovering from off-season surgery and scored three points in 14 minutes... SDSU led wire-to-wire for the 12th time under Steve Fisher... SDSU is 6-0 all-time against UCSD.

UCSD	MP	FG	3FG	FT	R	F	A	TO	B	S	TP
Francis	24	2-8	1-6	0-0	3	2	3	1	0	0	5
Conti	25	2-6	0-0	0-0	5	2	1	0	0	1	4
Jackson	23	3-5	0-0	0-0	2	2	2	1	0	0	6
Reinking	29	3-8	0-2	0-1	3	4	2	2	0	1	6
Sweaney	29	4-12	4-9	0-0	1	2	1	1	0	2	12
Zanolli	10	2-2	1-1	0-0	1	3	0	1	0	0	5
Chandra	14	0-2	0-1	0-0	1	1	0	1	0	0	0
Berling	24	1-5	1-3	2-2	5	2	2	4	0	2	5
Spaventa	3	0-1	0-1	0-0	0	0	0	0	0	0	0
Peters	17	2-9	2-6	0-0	1	0	0	1	0	0	6
Randall	2	1-1	0-0	0-1	0	0	0	0	0	0	2
Team											3
Totals	200	20-59	9-29	2-4	25	18	11	12	0	6	51

SDSU	MP	FG	3FG	FT	R	F	A	TO	B	S	TP
Walton	31	4-5	0-1	4-8	10	2	2	1	0	2	12
Sanders	25	5-9	0-0	2-3	7	3	1	3	1	0	12
Slaughter	30	2-5	1-2	2-2	7	1	1	3	1	0	7
Heath	32	5-11	2-6	0-1	8	0	4	1	0	2	12
Stokes	32	6-9	4-7	2-2	1	3	8	7	0	1	18
Sir	14	1-5	1-4	0-0	1	0	2	0	0	0	3
Wardrop	16	0-3	0-3	0-0	1	0	1	1	0	0	0
Manker	20	5-8	1-2	1-2	9	3	0	1	0	0	12
Team											2
Totals	200	28-55	9-25	11-18	46	12	19	17	2	5	76

Halftime: San Diego State 45, UC San Diego 28. **FG%:** San Diego State 50.9, UC San Diego 33.9. **3FG%:** San Diego State 36.0, UC San Diego 31.0. **FT%:** San Diego State 61.1, UC San Diego 50.0. **Officials:** Jim Danner, Shawn Lehigh, Terry Chrisman. **Technicals:** None.



Game 8

**Texas Tech 78
San Diego State 68**

Dec. 13, 2003 • Lubbock, Texas
United Spirit Arena • Att.: 6,136

LUBBOCK, Texas - Brandon Heath scored a career and game-high 30 points, but it was not enough to defeat Texas Tech in Lubbock, as the Red Raiders used a late run to earn a 78-68 victory.

Texas Tech (8-2) led by eight points early in the second half but San Diego State used a 6-0 run to cut the margin to 52-51 with 12:56 remaining. The Aztecs kept the game within five for the next seven minutes, but could never get the lead. The Red Raiders used an 11-4 run to go up 71-62 with 3:51 left in the game and the Aztecs were unable to threaten down the stretch.

Heath connected on 10-of-10 from the free throw line and hit four from behind the arc. Wesley Stokes scored eight points to go with five assists and five rebounds. Chris Walton added eight points, six boards and four assists, while Aerick Sanders pulled down 10 rebounds and scored eight points.

Texas Tech had five players in double figures. Andre Emmett led the way with 19 points, Ronald Ross scored 16, Darryl Dora added 14, Robert Tomaszek had 13 and Jarrius Jackson scored 10.

Defense was the main focus as both teams shot 42 percent from the field. Texas Tech caused 17 SDSU turnovers, pulled down 14 offensive rebounds and connected on 26-of-36 from the free throw line.

It is Texas Tech's fourth straight win over the Aztecs in the last three seasons, including a matchup in the 2003 NIT.

SDSU	MP	FG	3FG	FT	R	F	A	TO	B	S	TP
Walton	32	4-9	0-1	0-1	6	2	4	2	0	2	8
Sanders	29	3-5	0-0	2-4	10	3	0	2	0	1	8
Johnson	23	1-2	0-1	0-0	3	3	1	2	1	1	2
Heath	34	8-19	4-8	10-10	2	3	2	5	0	2	30
Stokes	28	3-9	0-2	2-4	2	5	5	2	0	0	8
Sharper	15	1-5	1-4	0-0	3	3	2	0	1	3	
Wardrop	1	0-0	0-0	0-0	0	1	0	0	0	0	0
Manker	8	1-4	0-1	0-0	1	0	0	1	0	0	2
Slaughter	30	3-4	0-0	1-2	5	4	0	1	1	0	7
Team											6
Totals	200	24-57	5-17	15-21	38	24	12	17	2	7	68

TT	MP	FG	3FG	FT	R	F	A	TO	B	S	TP
Emmett	40	7-19	0-2	5-8	11	1	2	5	0	1	19
Works	14	1-4	0-0	2-5	2	3	0	0	1	0	4
Tomaszek	36	3-8	0-1	7-8	11	3	0	3	1	1	13
Jackson	34	4-11	0-2	2-4	4	2	3	0	1	4	10
Ross	40	4-8	1-3	7-7	4	1	3	1	1	2	16
Giles	3	0-1	0-0	0-0	1	1	1	0	0	0	0
Marshall	4	0-1	0-0	2-2	0	0	0	1	0	0	2
White	6	0-0	0-0	0-0	0	3	0	1	0	0	0
Dora	23	6-7	1-2	1-2	3	3	1	0	1	0	14
Team											6
Totals	200	25-59	2-10	26-36	42	17	10	11	5	8	78

Halftime: Texas Tech 40, San Diego State 34. **FG%:** Texas Tech 42.4, San Diego State 42.1. **3FG%:** San Diego State 29.4, Texas Tech 20.0. **FT%:** Texas Tech 72.2, San Diego State 71.4. **Officials:** Scott Thornley, Kelly Self, Lonnie Dixon. **Technicals:** None.



Game 9

**San Diego State 90
Cal Poly 71**

Dec. 18, 2003 • San Diego, Calif.
Cox Arena • Att.: 5,047

SAN DIEGO - Brandon Heath scored 15 of his game-high 20 points in the second half and Aerick Sanders added 19 points, to pace San Diego State to a 90-71 victory over Cal Poly Thursday night.

The game went back and forth in the first half until the Aztecs broke it open with an 18-4 run to take a 38-27 lead with 3:33 left. SDSU forced several turnovers and scored most of its points in transition as the Aztecs went into halftime leading, 40-32.

Heath hit 6-of-8 shots in the second half as the Aztecs pulled away and took a 55-38 lead after consecutive 3-pointers by Wesley Stokes and Heath. It is the fourth time in five games Heath has scored at least 20 points. Stokes finished with 16 points, eight assists and six rebounds.

Sanders hit his first seven shots before finishing 9-of-10 from the floor, tying the Cox Arena record. He also had a game-high 10 rebounds as the Aztecs out-rebounded the Mustangs, 45-29. It was the fourth double-double for Sanders this season, and sixth of his career.

San Diego State (6-3) was 10-for-21 from 3-point range, including 6-of-11 in the first half. John Sharper hit 3-of-4 from behind the arc and finished with a career high nine points.

Varnie Dennis paced Cal Poly (3-3) with 17 points and Shane Schilling added 14 points.

Cal Poly	MP	FG	3FG	FT	R	F	A	TO	B	S	TP
Enzweiler	32	4-6	3-4	0-0	3	1	4	2	0	0	11
Schilling	31	7-15	0-5	0-0	2	4	3	8	2	3	14
Dennis	34	7-19	1-4	2-2	6	2	2	2	3	1	17
Jackson	22	2-4	1-1	0-2	4	0	2	3	0	4	5
Gray	33	3-9	0-2	1-1	4	2	1	1	0	1	7
Jones	7	0-1	0-0	0-0	1	1	0	2	0	1	0
Lisnac	7	0-1	0-0	0-0	0	0	0	0	0	0	0
McGinn	13	3-3	1-1	0-0	3	0	0	1	0	0	7
Titchenal	12	1-2	1-2	2-2	3	3	0	0	0	0	5
Manley	9	2-4	0-0	1-1	2	1	1	1	0	1	5
Team											1
Totals	200	29-64	7-19	6-8	29	14	13	20	5	11	71

SDSU	MP	FG	3FG	FT	R	F	A	TO	B	S	TP
Walton	32	3-9	0-1	2-3	6	1	4	1	0	2	8
Sanders	31	9-10	0-0	1-1	10	0	1	2	0	2	19
Johnson	19	2-5	0-3	0-0	3	2	4	2	1	1	4
Heath	34	7-15	3-6	3-4	1	0	5	1	0	0	20
Stokes	31	6-15	4-6	0-0	6	3	8	5	0	4	16
Sharper	16	3-5	3-4	0-0	0	3	0	3	0	3	9
Davis	7	2-2	0-0	0-0	4	0	0	1	0	0	4
Wardrop	1	0-1	0-0	0-0	1	0	0	1	0	0	0
Manker	9	1-2	0-1	0-0	2	1	0	0	0	0	2
Slaughter	20	4-11	0-0	0-2	9	2	0	2	1	2	8
Team											3
Totals	200	37-75	10-21	6-10	45	12	22	18	2	14	91

Halftime: San Diego State 40, Cal Poly 32. **FG%:** San Diego State 49.3, Cal Poly 45.3. **3FG%:** San Diego State 47.6, Cal Poly 36.8. **FT%:** Cal Poly 75.0, San Diego State 60.0. **Officials:** Mark Reischling, Jim Danner, Larry Spaulding. **Technicals:** None.

REVIEW

2003-04 Recaps



SAN DIEGO STATE BASKETBALL



Game 10

San Diego State 79
Eastern Washington 66
 Dec. 20, 2003 • San Diego, Calif.
 Cox Arena • Att.: 5,161

SAN DIEGO - Aerick Sanders was perfect on 11 shots as he scored a game-high 24 points and keyed a crucial second-half run, leading San Diego State to a 79-66 win over Eastern Washington Saturday night.

Sanders, who also had eight rebounds, tied the school record for field-goal accuracy. Sanders' 24 points also were a new career-high for the senior. He has made 20 of his last 21 shots over the past two games and totaled 43 points.

San Diego State (7-3), which led by as many as 16 points in the first half, saw the Eagles cut the lead to 50-48 with 11:12 left. But Sanders scored 10 points in a 17-3 run that put the Aztecs ahead, 67-51, at the 4:37 mark.

Wesley Stokes added 18 points for San Diego State, which shot 68 percent (17-of-25) in the second half. Chris Manker added 10 points, all in the first half.

Marc Axton led Eastern Washington (3-7) as he scored 16 of his 19 points in the second half, including six of the Eagles' first eight baskets.

Sanders went 5-for-5 in the first half while Manker made all four shots as San Diego State took a 32-23 halftime lead. The rest of the Aztecs combined to shoot 3-for-19 in the period.

Freshman Marcus Slaughter pulled down a career-high 10 boards and also scored nine points.

EWU	MP	FG	3FG	FT	R	F	A	TO	B	S	TP
Nelson	21	0-3	0-0	0-0	2	3	0	1	0	0	0
Axton	33	8-12	1-3	2-5	5	2	1	4	0	0	19
Merritt	25	1-4	0-0	0-0	2	5	0	3	1	2	2
Barnard	30	3-8	2-5	0-0	0	2	2	3	1	3	8
Snow	34	7-13	3-8	0-2	3	4	3	6	0	2	17
Henkel	7	2-3	1-1	0-0	0	1	0	1	0	1	5
Pariseau	24	4-4	1-1	4-5	2	5	4	3	0	1	13
McCulloch	4	0-0	0-0	0-0	0	0	0	0	0	0	0
Butorac	8	0-1	0-0	0-0	1	1	0	0	0	0	0
Smith	14	1-1	0-0	0-0	3	0	1	0	0	1	2
Team					4						
Totals	200	26-49	8-18	6-12	22	23	11	22	2	10	66

SDSU	MP	FG	3FG	FT	R	F	A	TO	B	S	TP
Wallon	19	1-3	0-0	0-0	0	2	1	2	0	3	2
Sanders	38	11-11	0-0	2-2	8	1	0	2	2	1	24
Johnson	29	0-4	0-0	3-4	1	4	2	3	1	2	3
Heath	35	5-10	0-3	0-2	2	1	2	2	0	1	10
Stokes	37	6-15	2-6	4-4	4	3	5	6	0	4	18
Sharper	10	0-2	0-1	3-4	1	2	2	0	0	1	0
Davis	2	0-0	0-0	0-0	1	0	0	0	1	0	0
Wardrop	1	0-0	0-0	0-0	0	0	0	0	0	0	0
Manker	7	4-5	2-3	0-0	1	0	0	0	0	0	10
Slaughter	22	2-3	0-1	5-6	10	1	0	1	1	1	9
Team					3						
Totals	200	29-53	4-14	17-22	31	14	12	16	5	13	79

Halftime: San Diego State 32, Eastern Washington 23. **FG%:** San Diego State 54.7, Eastern Washington 53.1. **3FG%:** Eastern Washington 44.4, San Diego State 28.6. **FT%:** San Diego State 77.3, Eastern Washington 50.0. **Officials:** Randy McCall, Duane Allen, Ronnie Hernandez. **Technicals:** None.



Game 11

No. 5/5 Arizona 83
San Diego State 71
 Dec. 22, 2003 • Tucson, Ariz.
 McKale Center • Att.: 14,561 (c)

TUCSON, Ariz. - Arizona went on a 15-0 second-half run that propelled the fifth-ranked Wildcats to an 83-71 victory over SDSU on Monday night.

The Aztecs played evenly with Arizona through much of the first half as Aerick Sanders' short jumper with 2:50 left in the period cut the lead to 32-29. However, the Wildcats finished the first half with a 9-2 run to go up 41-31, their biggest lead of the half.

Andre Iguodala had nine rebounds in the first 10 minutes of the second half, several during a 15-0 run that put Arizona (6-1) up, 63-41, with 10:59 to play.

San Diego State (7-4) scored six straight points to cut the lead to 74-62 on Brandon Heath's layup with 2:12 to go. Hassan Adams responded with a 3-point-er to make it 77-62. The Aztecs cut the lead to 10 in the final minute.

Sanders, who scored 16 points in the first half on 8-for-12 shooting, finished the game tying his career-high with his second straight 24-point effort. Heath added 15 points and Wesley Stokes had 13 points and nine assists for the Aztecs.

Adams had 19 points and 11 rebounds and Chris Rodgers matched his career high with 17 points for Arizona. Channing Frye scored 15 points, and Andre Iguodala had 10 points and 12 rebounds for the Wildcats.

Rodgers, coming off the bench, was 3-for-6 from 3-point range, while the rest of the Wildcats were 4-for-18. San Diego State was just 6-for-25 on 3-point-ers.

SDSU	MP	FG	3FG	FT	R	F	A	TO	B	S	TP
Wallon	29	2-7	0-2	0-0	4	2	1	2	1	0	4
Sanders	34	11-19	0-0	2-2	9	2	0	0	1	1	24
Johnson	20	1-6	0-2	0-0	4	1	2	1	0	0	2
Heath	26	7-19	1-5	0-2	3	2	2	4	0	1	15
Stokes	32	5-12	3-7	0-0	4	4	9	4	0	1	32
Sharper	20	1-3	1-3	0-0	1	0	4	1	0	1	3
Davis	5	0-1	0-0	0-0	1	3	0	0	0	0	0
Manker	11	2-5	1-4	0-0	1	1	1	0	0	0	5
Slaughter	23	2-4	0-1	1-2	9	2	3	1	0	2	5
Team					3						
Totals	200	31-76	6-24	3-6	39	17	22	13	2	6	71

Arizona	MP	FG	3FG	FT	R	F	A	TO	B	S	TP
Adams	34	8-13	3-5	0-1	11	4	4	5	3	0	19
Iguodala	26	4-12	0-4	2-2	12	2	5	3	0	0	10
Frye	29	5-11	0-0	5-6	9	2	3	1	4	0	15
Shakur	29	4-11	0-3	1-3	2	0	6	5	0	0	9
Stoudamire	31	4-10	1-6	0-0	2	0	1	2	1	1	9
Torres	2	0-0	0-0	4-4	1	0	0	0	0	0	4
Rodgers	35	5-9	3-6	4-4	4	1	3	3	0	2	17
Brase	1	0-0	0-0	0-0	0	0	0	0	0	0	0
O'Hara	2	0-0	0-0	0-0	0	0	0	0	0	0	0
Walters	11	0-0	0-0	0-0	2	0	0	0	0	0	0
Team					3						
Totals	200	30-66	7-24	16-20	46	9	22	19	8	3	83

Halftime: Arizona 41, San Diego State 31. **FG%:** Arizona 45.5, San Diego State 40.8. **3FG%:** Arizona 29.2, San Diego State 25.0. **FT%:** Arizona 80.0, San Diego State 50.0. **Officials:** Stanley Reynolds, Verne Harris, Tim Gabutero. **Technicals:** None.



Game 12

Washington 92
San Diego State 81
 Dec. 27, 2003 • San Diego, Calif.
 Cox Arena • Att.: 6,132

SAN DIEGO - Washington connected on 52.5 percent of its shots and used a 36-25 rebound edge to defeat San Diego State, 92-81, at Cox Arena on Dec. 27.

Coupled with the loss to Arizona earlier in the week, it marked the first time the Aztecs had lost consecutive games this season and snapped a five-game winning streak following a loss dating back to last season.

The game was tight early, with 11 ties and 17 lead changes in the first half. The Huskies used a 12-3 run to close the first half with a 50-43 lead.

Washington opened the second half with a 10-2 spurt, (22-5 when coupled with the close of the first half) to open up a 15 point advantage with 15:19 to play.

The Aztecs chipped away, pulling within four points on four different occasions, the final time at 73-69 with 7:35 left. Will Conroy hit a pair of three-pointers as part of an 11-2 Washington run that secured the victory for the Huskies.

Washington, which entered the game shooting 30.1 percent from three-point range and making 5.2 treys per game, connected on 9-of-20 attempts (45.0 percent). The Huskies were led by Bobby Jones with 19 points.

San Diego State was paced by Brandon Heath who tallied 23 points and added a career-high four steals. Aerick Sanders continued his brilliant play with 18 points, on 7-of-9 shooting from the field, and eight rebounds. Wesley Stokes recorded his second consecutive nine assist game and also scored 13 points.

Washington	MP	FG	3FG	FT	R	F	A	TO	B	S	TP
Jones	28	7-11	0-1	5-10	7	3	1	0	0	1	19
Jensen	14	3-6	0-0	2-2	5	4	0	1	1	0	8
Simmons	18	5-10	2-4	1-1	4	4	0	2	1	2	13
Roy	35	1-5	0-0	5-6	3	2	8	7	0	1	7
Conroy	29	4-9	4-8	0-2	5	1	8	1	0	1	12
Robinson	21	6-8	2-3	2-2	2	1	4	4	0	2	16
Rollins	28	3-5	0-0	3-4	5	3	0	1	0	0	9
Allen	18	2-5	1-4	1-2	3	2	3	0	0	2	6
Gasser	1	0-0	0-0	0-0	0	0	0	1	0	0	0
Washington	8	1-2	0-0	0-0	1	2	0	2	0	1	2
Team					1						
Totals	200	32-61	9-20	19-29	36	22	24	19	2	10	92

SDSU	MP	FG	3FG	FT	R	F	A	TO	B	S	TP
Wallon	24	2-3	0-1	1-2	4	4	1	3	0	1	5
Sanders	34	7-9	0-0	4-5	8	5	0	3	1	1	18
Johnson	15	1-5	0-0	0-0	1	2	0	1	0	0	2
Heath	34	7-18	3-6	6-8	3	2	4	5	0	4	23
Stokes	39	3-10	2-6	5-6	3	4	9	4	0	1	13
Sir	1	0-0	0-0	0-0	0	0	0	0	0	0	0
Sharper	17	2-6	2-5	2-2	0	3	1	2	0	2	8
Davis	3	1-1	0-0	0-0	1	0	0	0	0	0	2
Manker	7	0-1	0-1	0-0	0	0	0	1	0	0	0
Slaughter	26	2-2	0-0	6-8	3	2	0	2	1	1	10
Team					2						
Totals	200	25-55	7-19	24-31	25	22	16	20	2	10	81

Halftime: Washington 50, San Diego State 43. **FG%:** Washington 52.5, San Diego State 45.5. **3FG%:** Washington 45.0, San Diego State 36.8. **FT%:** San Diego State 77.4, Washington 65.5. **Officials:** Mill Stowe, Bobby McRoy, Michael Irving. **Technicals:** None.

2003-04 Recaps



SAN DIEGO STATE BASKETBALL



Game 13

San Diego State 67
Portland 61

Dec. 31, 2003 • San Diego, Calif.
Cox Arena • Att.: 4,167

SAN DIEGO - Aerick Sanders had a career-high 34 points and 14 rebounds, and Chris Walton made a key basket in the final minute to lead San Diego State to a 67-61 win over Portland on Wednesday.

Sanders carried the Aztecs in the first half when he scored 20 of his team's 34 points. But it was Walton who hit the biggest basket, scoring with 53.2 seconds left to snap a 61-61 tie and trigger a 6-0 San Diego State run to finish the game.

Walton, who finished with 11 points, was bumped as he drove the lane, but still managed to hit an off-balance 10-footer that banked in.

Sanders, who has made 51 of his last 69 shots, was a career-high 13-of-20 from the floor and 8-for-11 from the free throw line. His point total was the highest for an Aztec since Shawn Jamison scored 37 against U.S. International in 1990.

Pooh Jeter tied his career high with 25 points to lead Portland (6-6). The 5-foot-10 guard, who had a career-high seven assists, missed a 3-pointer with 20 seconds left and the Pilots trailing by two.

Jeter converted on a three-point play to tie the game at 61 with 2:12 remaining before Walton hit the gamebreaker to put the Aztecs ahead for good.

There were eight lead changes and seven ties in the second half, when neither team led by more than four points until the final five seconds. Portland led, 36-34, at halftime.

Portland	MP	FG	3FG	FT	R	F	A	TO	B	S	TP
Wilson	28	2-8	1-3	0-0	4	3	1	3	0	1	5
Geddis	28	4-11	0-3	0-0	4	4	2	1	0	1	8
Galos	27	0-4	0-0	4-6	3	5	1	0	1	1	4
Jeter	34	9-15	4-10	3-3	5	0	7	5	0	2	25
Quick	34	4-8	2-5	0-0	6	1	1	2	0	1	10
Gahlmann	2	0-0	0-0	0-0	0	0	0	0	0	0	0
Aaker	16	2-2	1-1	0-0	2	2	3	0	0	0	5
Vance	12	1-1	0-0	0-0	1	2	0	0	4	0	2
Frandsen	19	1-4	0-2	0-0	2	4	1	1	0	1	2
Team					1						
Totals	200	23-53	8-24	7-9	27	21	16	12	5	7	61

SDSU	MP	FG	3FG	FT	R	F	A	TO	B	S	TP
Manker	7	0-3	0-1	0-0	4	0	0	2	1	0	0
Sanders	40	13-20	0-0	8-11	14	2	0	0	2	1	34
Stokes	35	2-8	2-4	0-0	2	3	5	6	0	2	6
Sharper	25	1-3	1-3	0-0	3	0	2	0	0	1	3
Wardrop	6	0-0	0-0	0-0	1	0	0	0	1	0	0
Johnson	14	0-2	0-1	0-1	0	3	0	2	0	0	0
Heath	25	0-6	0-3	4-6	3	1	1	2	0	2	4
Walton	28	4-10	1-2	2-3	5	4	6	1	1	2	11
Slaughter	20	4-9	0-0	1-1	9	0	1	1	1	2	9
Team					3						
Totals	200	24-61	4-14	15-22	44	13	15	14	6	10	67

Halftime: Portland 36, San Diego State 34. FG%: Portland 43.4, San Diego State 39.3. 3FG%: Portland 33.3, San Diego State 28.6. FT%: Portland 77.8, San Diego State 69.2. Officials: David Hall, Bob Staffen, Greg Burks. Technicals: None.



Game 14

San Diego State 86
Iowa State 76

Jan. 3, 2004 • San Diego, Calif.
Cox Arena • Att.: 7,128

SAN DIEGO - Freshman Brandon Heath had 18 of his 24 points in the second half and Wesley Stokes added 17 to lead San Diego State to an 86-76 win over Iowa State on Saturday night.

Heath shot 6-for-8 from the field in the second half and helped the Aztecs gain some breathing room with a 19-6 run that put them up by 12 points with less than six minutes left.

San Diego State (9-5) used a pressuring defense to go from a 44-43 deficit at the 14:40 mark to a 62-50 lead with 5:45 left in the game.

Stokes had steals on two consecutive possessions which led to a pair of fastbreak baskets to start the run. Aerick Sanders scored six points during the run, and Heath, who also hit a 3-pointer, capped the run with a steal and lay-up.

Freshman Curtis Stinson scored a career-high 27 points for Iowa State (7-2), which lost its second straight game.

Stinson was 12-of-18 from the field and scored nine points in a two-minute stretch to pull the Cyclones to within 74-69 with 2:35 remaining.

But San Diego State was 8-for-8 from the free throw line in the final 1:16 to secure the win.

Stokes had eight assists and Sanders finished with 17 points. Chris Walton scored a career-high 14 points for San Diego State, which shot 60.7 percent in the second half.

The Aztecs trailed, 33-32, at halftime despite falling behind 15-4 more than five minutes into the game.

ISU	MP	FG	3FG	FT	R	F	A	TO	B	S	TP
Vroman	31	3-12	0-1	0-2	14	4	2	4	2	0	6
Homan	32	5-12	0-1	3-4	5	3	1	1	1	1	13
Sullivan	32	5-10	3-7	2-2	3	3	0	1	0	1	15
Stinson	39	12-18	2-5	1-1	6	2	2	4	0	1	27
Blalock	29	2-5	0-1	2-4	1	0	6	1	0	1	6
Neal	1	0-0	0-0	0-0	0	0	0	0	0	0	0
Staple	4	1-2	0-0	1-2	1	0	0	0	1	0	3
George	12	1-2	0-0	0-0	2	2	1	1	1	0	2
Jefferson	20	2-4	0-0	0-0	4	2	0	2	0	0	4
Team					3						
Totals	200	31-65	5-15	9-15	39	16	12	14	5	4	76

SDSU	MP	FG	3FG	FT	R	F	A	TO	B	S	TP
Walton	31	5-9	1-2	3-4	6	3	1	1	0	0	14
Sanders	39	6-11	0-0	6-8	9	1	2	3	2	4	18
Slaughter	18	2-4	1-2	0-0	1	2	0	0	0	0	5
Stokes	34	5-14	2-6	5-6	0	2	8	2	0	4	17
Sharper	23	2-5	2-5	0-0	2	2	2	0	0	0	6
Johnson	18	1-2	0-1	0-0	3	3	2	0	0	0	2
Heath	33	9-16	4-8	2-2	1	1	0	1	0	1	24
Davis	4	0-1	0-0	0-0	1	2	0	0	0	0	0
Team					3						
Totals	200	30-62	10-24	16-20	28	16	15	7	2	9	86

Halftime: Iowa State 33, San Diego State 32. FG%: San Diego State 48.4, Iowa State 47.7. 3FG%: San Diego State 41.7, Iowa State 33.3. FT%: San Diego State 80.0, Iowa State 60.0. Officials: David Hall, Dan Chrisman, Eddie Jackson. Technicals: None.



Game 15

Saint Mary's 80
San Diego State 66

Jan. 6, 2004 • Moraga, Calif.
McKeon Pavilion • Att.: 1,808

MORAGA, Calif. - Saint Mary's College was 81.8 percent from the free throw line, including 20 of 23 attempts in the second half as it defeated San Diego State, 80-66, in a non-conference game Tuesday.

The Gaels, shooting only 69.7 percent from the free throw line for the year, hit seven of 10 first-half attempts and also shot 50 percent from the floor as they built a 38-33 lead. They limited San Diego State to 33.3 percent shooting from the floor in the second half and they made 11 of their final 12 free throws with under two minutes to go.

San Diego State pulled within one (42-41) on a Marcus Slaughter dunk three minutes into the second half, but the Gaels went on a 12-3 run, to take control of the game.

Chris Walton had 13 points to lead the Aztecs before fouling out. Walton has scored in double figures in three consecutive games for the first time in his career. Aerick Sanders posted his sixth double-double of the season with 11 points and 10 rebounds. Wesley Stokes notched a game-high eight assists, while Marcus Slaughter posted a new career-high with four assists.

E.J. Rowland led Saint Mary's with 17 points and six assists. Paul Marigney had 16 points and a team-high nine rebounds off the bench.

Saint Mary's attempted 27 free throws to only 12 for the Aztecs.

SDSU	MP	FG	3FG	FT	R	F	A	TO	B	S	TP
Stokes	26	3-7	0-2	0-0	3	5	8	5	0	2	6
Walton	20	5-7	1-1	2-2	3	5	0	1	0	0	13
Sharper	34	3-4	2-3	1-2	1	3	0	0	0	0	9
Sanders	35	5-13	0-0	1-1	10	1	0	1	5	1	11
Slaughter	23	1-5	0-0	6-8	3	0	4	0	1	0	8
Johnson	21	1-6	0-2	0-0	1	1	0	1	0	2	2
Heath	21	5-15	1-7	0-0	4	4	0	1	0	1	11
Davis	15	2-5	0-0	2-4	4	2	0	0	0	1	6
Wardrop	1	0-0	0-0	0-0	0	2	0	0	0	0	0
Manker	4	0-1	0-1	0-0	1	0	1	2	0	0	0
Team					6						
Totals	200	25-63	4-16	12-17	36	23	13	11	6	7	66

SMC	MP	FG	3FG	FT	R	F	A	TO	B	S	TP
Rowland	34	5-7	0-1	7-11	5	3	6	2	0	3	17
Kickert	25	2-9	0-1	3-4	3	0	1	1	0	0	7
Herr	32	2-4	1-3	3-3	5	0	0	1	1	1	8
Sanders	21	3-6	1-2	4-4	4	1	0	2	0	1	11
Adjwanou	22	4-10	0-1	6-7	7	4	0	2	0	1	14
Poole	28	3-6	1-4	0-0	3	4	2	1	0	1	7
Marigney	29	5-13	2-6	4-4	9	1	1	1	0	0	16
Rhalimi	2	0-0	0-0	0-0	1	0	0	0	1	0	0
Collins	4	0-0	0-0	0-0	0	1	0	1	0	0	0
Team					2						
Totals	200	24-55	5-18	27-33	39	15	10	11	2	7	80

Halftime: Saint Mary's 38, San Diego State 33. FG%: Saint Mary's 43.6, San Diego State 39.7. 3FG%: Saint Mary's 27.8, San Diego State 25.0. FT%: Saint Mary's 81.8, San Diego State 70.6. Officials: Tim Gabulero, Jim Stupin, Mill Stowe. Technicals: None.

REVIEW

2003-04 Recaps



SAN DIEGO STATE BASKETBALL



Game 16

**San Diego State 65
Brigham Young 61**
Jan. 12, 2004 • San Diego, Calif.
Cox Arena • Att.: 10,293

SAN DIEGO - Freshman Brandon Heath hit a go-ahead 3-pointer with 1:24 left, and had two steals in the final 30 seconds to help preserve San Diego State's 65-61 conference opening win over Brigham Young on Monday night.

San Diego State (10-6) lost a 10-point lead in the closing minutes and saw its leading scorer, Aerick Sanders, foul out with 3:22 left, but the Aztecs were able to beat the MWC preseason favorites, thanks to Heath.

BYU took a 61-59 lead on a layup by Luiz Lemes with 1:44 left. Heath responded with a 3-pointer from the left corner to give the Aztecs a 62-61 lead.

SDSU forced BYU turnovers on its last three possessions, with Heath making steals on two of them. Heath also made a free throw with 26 seconds left, and Trimaune Davis sealed the game with a dunk with 12 seconds to play.

Sanders scored a game-high 18 points before drawing his fifth foul with 3:22 remaining. Rafael Araujo, the MWC's leading scorer, was held to just 12 points, his second lowest output of the year.

Wesley Stokes scored 15 and added seven assists for SDSU, while Heath had 13 and Walton 12. BYU had four players in double figures, led by Mike Hall with 15 and Mark Bigelow 14.

The victory gave SDSU head coach Steve Fisher 250 wins in his 13-year career. Fisher is now 250-151 overall and 66-69 in five seasons at SDSU.

BYU	MP	FG	3FG	FT	R	F	A	TO	B	S	TP
Bigelow	36	5-12	2-7	2-3	5	2	1	2	1	1	14
Meads	26	4-6	0-0	2-2	4	3	0	3	1	0	10
Araujo	29	4-8	0-0	4-4	13	4	0	5	0	0	12
Hall	31	5-11	2-3	3-4	4	0	1	3	1	2	15
Lemes	31	1-4	0-2	0-0	2	2	4	3	0	0	2
Woodberry	10	0-3	0-3	0-0	3	0	0	0	0	1	0
Shoff	14	1-3	0-0	2-2	5	2	1	1	0	0	4
Nashif	12	0-0	0-0	2-2	1	1	2	0	1	1	2
Jensen	11	1-5	0-0	0-0	1	2	0	0	0	0	2
Team					2						
Totals	200	21-52	4-15	15-17	40	16	9	17	4	5	61

SDSU	MP	FG	3FG	FT	R	F	A	TO	B	S	TP
Wallon	32	5-13	2-4	0-0	6	4	1	0	1	0	12
Sanders	32	7-13	0-0	4-6	7	5	0	0	3	1	18
Slaughter	30	1-3	0-1	1-2	5	2	2	1	0	1	3
Heath	31	4-16	3-10	2-4	5	2	0	3	0	2	13
Stokes	37	7-13	1-3	0-0	4	1	7	3	0	2	15
Johnson	10	0-2	0-1	0-0	0	1	1	0	0	0	0
Sharper	14	0-1	0-1	0-0	0	1	1	0	0	0	0
Davis	5	1-1	0-0	2-2	0	1	1	0	0	0	4
Manker	9	0-4	0-0	0-0	2	0	1	0	0	0	0
Team					4						
Totals	200	25-66	6-20	9-14	34	16	14	7	4	8	65

Halftime: Brigham Young 33, San Diego State 31. **FG%:** Brigham Young 40.4, San Diego State 37.9. **3FG%:** San Diego State 30.0, Brigham Young 26.7. **FT%:** Brigham Young 88.2, San Diego State 64.3. **Officials:** Randy McCall, Eddie Jackson, Kelly Self. **Technical:** None.



Game 17

**San Diego State 83
UNLV 78**
Jan. 17, 2004 • San Diego, Calif.
Cox Arena • Att.: 8,178

SAN DIEGO - Aerick Sanders scored 23 points and Brandon Heath added 21 points, leading San Diego State to an 83-78 win over UNLV on Saturday.

The win allowed San Diego State (11-6, 2-0 Mountain West) to open conference play with two victories in consecutive years for the first time since the 1985 and 1986 seasons.

Heath and Sanders each hit key shots in the final 10 minutes to cut UNLV's (9-5, 0-2) lead to four late in the game.

Odartey Blankson had 18 points and 10 rebounds for the Rebels, who hit 51.9 percent of their shots but committed 22 turnovers.

The Aztecs led, 63-59, when Heath scored on a fast-break layup. Sanders later turned a rebound into a basket and Heath hit a 15-foot jumper to give the Aztecs a 69-59 lead.

Sanders then converted two straight 3-point plays to give San Diego State its biggest lead, 75-63, at the 4:37 mark.

The Runnin' Rebels went on an 11-3 run to pull within four, 78-74, on James Peters' basket. But Stokes came right back and went the length of the floor for a layup.

On the Aztecs' next possession, Stokes fed Chris Walton for a fastbreak basket to give SDSU an 82-74 lead with 1:46 remaining.

Stokes finished with 10 points and seven assists and Marcus Slaughter added 11 points and seven rebounds.

UNLV	MP	FG	3FG	FT	R	F	A	TO	B	S	TP
Blankson	35	5-9	1-3	7-7	10	1	1	6	1	1	18
Beck	27	4-9	2-5	2-3	2	3	0	2	0	0	12
Edwards	19	4-5	0-0	0-2	8	5	1	1	0	0	8
Hunter	32	4-11	1-7	2-2	3	0	2	1	0	1	11
Blassingame	22	3-8	1-3	2-2	0	4	4	3	0	0	9
Peters	19	6-7	0-0	3-5	6	1	1	1	0	0	15
Umeh	8	0-0	0-0	0-0	0	0	0	0	0	0	0
Amundson	13	1-3	0-0	1-1	2	1	0	2	1	1	3
Hannah	8	1-2	0-0	0-0	2	1	0	1	0	0	2
Winston	17	0-0	0-0	0-0	0	2	5	3	0	1	0
Team					2						
Totals	200	28-54	5-18	17-22	35	18	14	22	2	4	78

SDSU	MP	FG	3FG	FT	R	F	A	TO	B	S	TP
Wallon	26	2-7	1-3	4-4	2	3	2	3	0	3	9
Sanders	34	10-11	0-0	3-4	10	4	2	0	2	3	23
Slaughter	29	4-9	0-1	3-5	7	1	2	0	0	0	11
Heath	39	8-19	3-7	2-2	3	3	5	5	0	3	21
Stokes	39	4-10	0-3	2-4	3	2	7	4	0	1	10
Johnson	6	1-2	1-2	0-0	0	2	0	0	0	0	3
Sharper	18	2-6	2-5	0-0	1	5	1	0	0	2	6
Davis	7	0-0	0-0	1-1	2	1	0	0	0	0	0
Manker	2	0-1	0-1	0-0	0	0	0	0	0	0	0
Team					3						
Totals	200	31-65	7-22	14-19	30	22	20	12	2	12	83

Halftime: San Diego State 40, UNLV 38. **FG%:** UNLV 51.9, San Diego State 47.7. **3FG%:** San Diego State 31.8, UNLV 27.8. **FT%:** UNLV 77.3, San Diego State 73.7. **Officials:** Bill Gracey, Lonnie Dixon, Eric Curry. **Technical:** None.



Game 18

**Colorado State 92
San Diego State 82 (2ot)**
Jan. 24, 2004 • Fort Collins, Colo.
Moby Arena • Att.: 4,516

FORT COLLINS, Colo. - Michael Morris and Matt Nelson returned from injuries to score 24 and 21 points, respectively, as Colorado State defeated San Diego State, 92-82, in double overtime on Saturday night.

Despite shooting a season low field goal, three-point field goal and free throw percentage, San Diego State found away to stay within striking distance and eventually force overtime.

Colorado State (55.6 percent) outshot the Aztecs (33.3 percent) from the floor and outscored SDSU, 37-19, from the free throw line. The Aztecs countered by outrebounding the Rams, 25-5, on the offensive boards. They also forced 22 turnovers and set a school record with 14 steals in a conference game.

The Aztecs tied the score four times in the second half but trailed, 62-59, with 1:03 remaining in regulation. Aerick Sanders converted an offensive rebound to cut the deficit to one. Chris Walton converted the front-end of a two-shot foul with under 10 seconds remaining to force overtime.

San Diego State was down 73-70 when Brandon Heath made his only three-point shot of the game with six seconds left to push the game into double overtime.

Colorado State made its four shots in the second overtime and the Aztecs were never able to recover.

SDSU	MP	FG	3FG	FT	R	F	A	TO	B	S	TP
Walton	40	3-12	1-3	1-3	9	4	2	0	2	3	8
Slaughter	34	3-8	0-0	5-6	6	5	0	1	1	2	11
Sanders	41	6-16	0-0	3-6	16	5	1	1	3	1	15
Heath	43	10-21	1-8	5-8	2	3	0	0	0	4	26
Stokes	47	6-21	0-5	4-7	3	5	7	3	0	2	16
Johnson	6	0-2	0-1	0-0	1	0	1	0	0	0	0
Sharper	25	0-4	0-3	0-0	1	5	1	1	0	2	0
Davis	11	1-3	0-0	0-0	0	0	0	0	0	0	2
Wardrop	1	0-0	0-0	0-0	0	5	0	0	0	0	0
Manker	2	1-3	1-2	1-2	1	0	0	1	0	0	4
Team					7						
Totals	250	30-90	3-22	19-32	46	33	12	7	6	14	82

CSU	MP	FG	3FG	FT	R	F	A	TO	B	S	TP
Clark	19	2-5	0-0	4-4	3	2	1	4	0	0	8
Williams	41	8-9	0-0	5-10	10	4	5	7	3	0	21
Verwers	7	1-1	0-0	0-0	0	2	0	1	0	0	2
Robinson	28	1-5	1-4	3-5	3	5	3	0	0	0	6
Johnson	44	2-2	2-2	0-0	6	1	3	0	1	0	6
Stevens	5	0-1	0-0	0-0	1	3	0	1	0	0	0
Boatner	4	0-1	0-0	2-2	1	0	0	1	0	0	2
Rakiecki	18	0-1	0-1	2-4	2	3	1	2	0	1	2
Thomasson	5	0-2	0-0	0-0	0	1	0	0	0	0	0
Morris	39	6-11	2-3	10-15	7	1	4	3	2	0	24
Nelson	40	5-7	0-0	11-13	13	1	3	3	5	0	21
Team					4						
Totals	250	25-45	5-10	37-53	50	23	20	22	11	1	92

Halftime: Colorado State 28, San Diego State 26. **End of Regulation:** Colorado State 60, San Diego State 60. **End of First Overtime:** Colorado State 71, San Diego State 71. **FG%:** Colorado State 55.6, San Diego State 33.3. **3FG%:** Colorado State 50.0, San Diego State 13.6. **Officials:** Bob Staffen, Kerry Siltton, Greg Burks.

2003-04 Recaps

TEAM
SAN DIEGO STATE BASKETBALL



Game 19

Wyoming 79
San Diego State 71
Jan. 26, 2004 • Laramie, Wyo.
Arena Auditorium • Att.: 7,763

LARAMIE, WYO. - San Diego State suffered its fifth straight road loss as Wyoming's Jay Straight scored a career-high 30 points to lead the Cowboys to a 79-71 victory.

San Diego State (11-8, 2-2) jumped out to 22-9 lead with 11:30 remaining in the first half, but saw Wyoming climb back into the game as Jerry Webb scored 10 of his 13 points in a five-minute span to cut the lead to 35-34 at halftime.

Straight scored 21 points in the second half as Wyoming caught fire from the 3-point arc and took control of the game. Wyoming was behind, 37-34, early in the second when Straight guided the Cowboys to 17-3 run to give them a 51-40 lead with 13:43 left.

The Aztecs battled back behind Chris Manker's three-point shooting. Manker hit four 3-pointers and scored all of his career-high 14 points in the second half. SDSU cut the lead to three with 2:37 left after a Tommy Johnson three-pointer, but could get no closer as the Cowboys hit 9-of-10 free throws in the last 1:04.

Brandon Heath led the Aztecs in scoring for the ninth time this season with 15 points and Aerick Sanders recorded his ninth double-double of the year with 12 points and 11 rebounds. Wesley Stokes dished out nine assists and had two steals.

The win snaps Wyoming's three-game losing streak overall, and a four-game losing streak to the Aztecs.

SDSU	MP	FG	3FG	FT	R	F	A	TO	B	S	TP
Wallon	32	4-8	1-2	0-0	5	1	2	0	1	1	9
Sanders	32	5-14	0-0	2-4	11	1	1	2	1	2	12
Slaughter	17	2-4	0-0	0-0	8	3	0	1	0	1	4
Heath	30	7-11	0-3	1-2	3	4	2	7	0	1	15
Stokes	35	2-13	1-6	1-2	2	4	9	3	0	2	6
Johnson	22	3-3	1-1	2-3	4	1	1	1	0	1	9
Sharper	20	1-3	0-2	0-0	0	2	1	1	0	0	2
Davis	2	0-1	0-0	0-0	0	1	0	1	0	0	0
Wardrop	1	0-0	0-0	0-0	0	2	0	0	0	0	0
Manker	9	5-7	4-6	0-1	1	2	0	0	0	1	14
Team					5						
Totals	200	29-64	7-20	6-12	39	21	16	16	2	8	71

Wyoming	MP	FG	3FG	FT	R	F	A	TO	B	S	TP
Dunn	29	5-8	0-0	2-4	10	3	0	3	0	1	12
Ries	35	0-3	0-1	2-2	4	0	0	1	1	0	2
Straight	33	9-15	5-7	7-9	6	0	3	1	0	1	30
Henry	2	0-1	0-0	0-0	1	0	1	1	0	0	0
Adams	30	4-9	1-2	2-2	2	1	1	1	0	2	11
Webb	12	5-8	2-3	1-3	5	0	0	0	0	0	13
Sherrill	9	1-4	1-2	0-0	2	2	1	1	0	0	3
Rottinghaus	15	0-2	0-1	2-2	3	4	0	0	0	0	2
Watson	17	2-9	0-3	0-0	1	3	2	6	0	0	4
Wildenborg	14	1-2	0-0	0-1	3	0	0	1	0	1	2
Team					4						
Totals	200	27-61	9-19	16-23	41	16	8	15	1	5	79

Halftime: San Diego State 35, Wyoming 34. **FG%:** San Diego State 45.3, Wyoming 44.3. **3FG%:** Wyoming 47.4, San Diego State 35.0. **FT%:** Wyoming 69.6, San Diego State 50.0. **Officials:** Steve Welmer, Randy McCall, Shawn Lehigh. **Technical:** None.



Game 20

Air Force 57
San Diego State 43
Jan. 31, 2004 • San Diego, Calif.
Cox Arena • Att.: 11,027

SAN DIEGO - San Diego State's four-game home winning streak came to a halt as Air Force won its school-record 13th straight game, 57-43, over the Aztecs on Saturday night.

The Falcons improve to 5-0 in the Mountain West Conference, and with the victory have guaranteed their first winning season since 1977-78. San Diego State falls to 11-9 and 2-3 in the MWC and has dropped three in a row for the first time this season.

SDSU shot 42.9 percent from the field compared to Air Force's 40.9 percent. However, SDSU committed 19 turnovers and made only two from behind the arc. The Falcons, on the other hand, made 11 three-pointers, including 54.5 percent in the second half.

Wesley Stokes had 12 points on 5-of-7 shooting and five assists. Freshman Marcus Slaughter scored 11 points, his fifth double-digit effort this season, and pulled down a game-high seven rebounds.

Sophomore guard Antoine Hood led four double-figure scorers for Air Force with 15 points. A.J. Kuhle had nine of his 10 points in an 18-10 run in the second half that broke a 32-32 tie.

Air Force had a 24-20 lead at halftime after a 9-2 run in the final 4:40. The Falcons have held their opponents to less than 25 points in the first half in all 17 games this season.

AFA	MP	FG	3FG	FT	R	F	A	TO	B	S	TP
Kuhle	38	3-4	3-4	1-2	4	1	3	3	0	2	10
Gerlach	30	1-8	1-4	0-0	3	1	1	4	3	1	3
Welch	35	4-6	1-2	2-2	6	4	5	4	1	4	11
Keller	37	2-9	2-7	4-4	1	1	5	0	0	4	10
Hood	37	6-9	2-4	1-2	5	4	1	0	0	1	15
McGraw	4	0-1	0-1	0-0	1	0	1	1	0	0	0
Burtschi	14	1-3	1-3	0-0	0	0	1	0	0	1	3
Buchanan	5	2-2	1-1	0-0	2	1	0	0	1	1	5
Totals	200	19-42	11-26	8-10	22	12	17	12	5	14	57

SDSU	MP	FG	3FG	FT	R	F	A	TO	B	S	TP
Wallon	28	3-8	0-1	1-2	4	3	1	3	0	1	7
Sanders	33	2-6	0-0	0-1	5	3	3	4	1	1	4
Slaughter	28	5-9	0-0	1-1	7	0	0	2	0	0	11
Heath	32	0-3	0-1	0-0	3	1	0	2	0	1	0
Sharper	19	1-3	1-3	0-0	1	3	0	0	0	1	3
Johnson	18	3-5	0-0	0-0	2	0	0	1	0	0	6
Stokes	35	5-7	1-1	1-2	2	1	5	6	0	1	12
Manker	7	0-1	0-1	0-0	0	2	0	1	0	0	0
Team					2						
Totals	200	19-42	2-7	3-6	26	13	9	19	1	5	43

Halftime: Air Force 24, San Diego State 20. **FG%:** San Diego State 42.9, Air Force 40.9. **3FG%:** Air Force 42.3, San Diego State 28.6. **FT%:** Air Force 80.0, San Diego State 50.0. **Officials:** Bill Gracey, Lonnie Dixon, Tim Gabulero. **Technical:** None.



Game 21

San Diego State 72
New Mexico 68
Feb. 2, 2004 • San Diego, Calif.
Cox Arena • Att.: 5,889

SAN DIEGO - Aerick Sanders scored 27 points and added 10 rebounds as San Diego State took control in the second half to defeat New Mexico, 72-68.

The Aztecs (12-9, 3-3 Mountain West) snapped a season-worst three-game losing streak, while the Lobos (11-8, 2-4) saw their road losing streak stretch to 22 games, including their last three visits to San Diego.

San Diego State led the entire second half, but the Lobos made it interesting down the stretch. SDSU took a 12-point lead, its biggest advantage of the night, with 5:15 left.

New Mexico responded with an 8-0 run over the next 2:10 to cut the lead to four. In the final minute, New Mexico guard Javin Tindell stole the ball with 35 seconds left with San Diego State leading, 68-66. But Tindell missed a rushed three-point attempt, and the Aztecs secured the rebound. Brandon Heath then hit two free throws for a 71-66 lead with 25 seconds remaining.

Sanders, who was 10-of-14 overall, led San Diego State to a 34-10 edge in points scored in the paint and a 24-6 advantage in second chance points. The Aztecs also limited New Mexico to 2-of-10 three-point shooting in the second half after the Lobos hit 10-of-19 in the first half.

Marcus Slaughter had 11 rebounds for San Diego State, which outrebounded the Lobos, 43-27. The Aztecs' 16 rebound advantage matched its biggest margin of the year and tied its largest differential in a MWC game.

Danny Granger had 21 points to lead the Lobos, which suffered their third consecutive loss.

UNM	MP	FG	3FG	FT	R	F	A	TO	B	S	TP
Neale	28	3-7	2-5	6-7	7	2	1	1	0	1	14
Granger	39	5-12	2-6	9-12	8	4	2	5	3	2	21
Walters	29	5-11	2-4	1-1	5	4	1	1	0	0	13
DeVries	35	4-8	4-7	0-1	0	2	2	0	0	1	2
Tindall	37	2-7	2-6	2-2	3	4	4	3	0	1	8
Miles	18	0-1	0-1	0-0	3	0	0	0	0	1	0
Benson	14	0-0	0-0	0-0	0	2	0	0	0	0	0
Team					1						
Totals	200	19-46	12-29	18-23	27	19	10	10	3	6	68

SDSU	MP	FG	3FG	FT	R	F	A	TO	B	S	TP
Wallon	17	2-4	0-1	2-2	5	5	2	2	1	0	6
Sanders	40	10-14	0-0	7-10	10	2	2	1	0	1	27
Slaughter	26	3-10	0-0	1-1	11	5	2	1	0	0	7
Heath	28	2-9	1-5	3-4	5	3	1	0	0	0	8
Stokes	40	5-11	1-5	3-4	5	2	5	4	0	1	14
Johnson	4	0-1	0-0	0-0	1	2	0	1	0	0	0
Sharper	26	2-2	1-1	2-4	0	0	0	0	0	0	7
Manker	19	1-8	1-7	0-0	4	1	1	0	0	0	3
Team					2						
Totals	200	25-59	4-19	18-25	43	20	13	9	1	2	72

Halftime: New Mexico 38, San Diego State 35. **FG%:** San Diego State 42.4, New Mexico 41.3. **3FG%:** New Mexico 41.4, San Diego State 21.1. **FT%:** New Mexico 78.3, San Diego State 72.0. **Officials:** Scott Thornley, Verne Harris, Bobby McRoy. **Technical:** None.

REVIEW

2003-04 Recaps



SAN DIEGO STATE BASKETBALL



Game 22

Utah 65
San Diego State 61
Feb. 7, 2004 • Salt Lake City, Utah
Huntsman Center • Att.: 10,888

SALT LAKE CITY, UTAH - Nick Jacobson scored 10 consecutive points as part of a 21-5 Utah run as the Utes defeated San Diego State, 65-61, on Saturday afternoon at Huntsman Center.

It was the 22nd consecutive victory for the Utes over the Aztecs in Salt Lake City, and 21st straight win for Utah over SDSU at Huntsman Center.

San Diego State did not trail much of the first 29 minutes of the game, and led by as many as eight points in the second half at 38-30 with 17:35 to play.

The Aztecs led 42-35 with 15:41 left, when the Utes went on the 21-5 spurt over the next 9:38 to take a nine-point lead.

San Diego State battled back and trailed by just four points with 4:31 left. The Aztecs got the ball back, missed two shots and the front end of a one-and-one before the Utes pushed the advantage back to nine with 2:30 to play.

Once again the Aztecs made a run, cutting the lead to three points on two occasions in the closing minutes. SDSU missed four field goals and a free throw in the final 55 seconds.

Richard Chaney had 17 points, while Jacobson added 16 points for the Utes. San Diego State had four players in double figures, paced by Chris Walton's career-high 15 points on 6-of-8 shooting. Freshman Brandon Heath connected on four three-point field goals en route to 14 points, while Wesley Stokes scored 11 and Aerick Sanders 10.

The four-point margin of defeat marked the closest the Aztecs had played the Utes in Salt Lake City since a 93-89 overtime loss on Jan. 10, 1986.



Game 23

Brigham Young 83
San Diego State 69 (ot)
Feb. 9, 2004 • Provo, Utah
Marriott Center • Att.: 11,695

PROVO, UTAH - San Diego State fought from behind to force overtime but BYU reeled off 16 unanswered points to start the extra session and won, 83-69.

Chris Walton led SDSU with 17 points, but it was not enough as SDSU fell to 2-23 in Provo. The Aztecs last won at BYU in December 1996, and were one shot away from breaking the streak.

With SDSU down by 11, the Aztecs got back into the game thanks to key plays by guard Tommy Johnson and forward Chris Walton. Their effort started a 9-1 SDSU scoring run and cut BYU's lead to 61-59 with 3:49 remaining.

BYU went almost five minutes without a basket until Hall made a layup with 3:22 left to play to put the Cougars up 63-61. But Walton pulled down a rebound off his own miss and drew a foul and hit a pair of free throws to tie the game at 63-63 with 2:34 remaining.

Tied at 67-all, the Aztecs had the last shot, but Brandon Heath's pull-up jumper bounced off the rim and nobody could put in the rebound before the buzzer. Heath had just made his first basket of the game to put San Diego State up 67-65, but Mark Bigelow tied it for BYU at the other end.

Once overtime started, it was all BYU. Hall grabbed a loose ball off a tip and ran uncontested for a dunk and the Cougars took off from there as they built an 83-67 advantage.

Aerick Sanders scored 13 and Marcus Slaughter finished with 11 points for San Diego State.

SDSU	MP	FG	3FG	FT	R	F	A	TO	B	S	TP
Walton	38	6-12	2-4	3-3	8	5	2	5	1	3	17
Sanders	45	5-9	0-0	3-4	9	4	2	3	0	1	13
Slaughter	34	4-6	1-3	2-3	6	3	1	3	0	2	11
Heath	31	1-9	0-3	1-2	0	4	2	2	0	1	3
Stokes	15	3-5	1-1	2-2	0	5	1	1	0	2	9
Johnson	29	3-6	0-2	2-3	1	1	1	1	0	2	8
Sharper	20	2-4	0-2	2-2	0	1	0	3	0	0	8
Davis	7	0-0	0-0	0-0	0	0	0	1	0	0	0
Wardrop	2	0-0	0-0	0-0	2	0	0	1	0	0	0
Manker	4	0-1	0-1	0-0	1	1	1	1	0	0	0
Totals	225	24-52	6-18	15-19	27	24	10	20	2	11	69

BYU	MP	FG	3FG	FT	R	F	A	TO	B	S	TP
Bigelow	36	4-11	0-5	2-3	1	4	5	2	0	2	10
Meads	34	7-11	0-0	5-5	8	4	0	2	0	1	19
Araujo	27	3-4	0-0	1-2	6	4	4	1	0	3	7
Hall	41	6-10	0-2	8-9	5	2	2	4	0	5	20
Lemes	37	4-11	2-5	1-2	5	3	4	6	1	1	11
Woodberry	14	2-4	2-4	4-5	1	0	0	0	1	0	10
Shoff	15	2-4	0-0	0-0	4	1	0	0	0	0	4
Ainge	4	1-2	0-1	0-0	2	0	1	2	0	0	2
Jensen	13	0-1	0-0	0-0	3	2	0	0	0	0	0
Team											5
Totals	225	29-61	4-19	21-26	40	20	16	17	2	12	83

Halftime: BYU 30, San Diego State 29. FG%: BYU 47.5, San Diego State 46.2. 3FG%: San Diego State 33.3, BYU 21.1. FT%: BYU 80.8, San Diego State 78.9. Officials: Tom O'Neill, Shawn Lehig, Eric Curry. Technicals: None.



Game 24

UNLV 68
San Diego State 65
Feb. 17, 2004 • Las Vegas, Nev.
Thomas & Mack Center • Att.: 10,795

LAS VEGAS - San Diego State built a 10-point second half lead but UNLV rallied for a 68-65 victory on Tuesday night in Las Vegas.

UNLV jumped out early, 17-7, but the Aztecs went on a 14-3 run to take the lead with 7:57 left in the first half. The Rebels regained control and took a 32-28 lead into halftime. The Aztecs recaptured the lead with 13:07 remaining at 42-39, and increased the lead to 10 with 9:37 to play behind a pair of Chris Manker three-point field goals. The Rebels chipped away at the lead for the rest of the game, until the final three minutes when several Aztec miscues turned into a UNLV win.

San Diego State falls to 12-12 and 3-6 in the MWC. Marcus Slaughter recorded his first career double-double with 13 points and a career high 15 rebounds. Aerick Sanders led San Diego State with 16 points on 6-of-11 shooting. Brandon Heath, who missed a potential game-tying 3-pointer with seven seconds remaining, finished with 13 points. Wesley Stokes added seven assists and three steals for the Aztecs.

UNLV (13-9, 4-5 Mountain West) was playing its first game without head coach Charlie Spoonhour, who resigned Tuesday due to health concerns. His son, assistant coach Jay Spoonhour, is serving as interim head coach.

Romel Beck scored a game-high 25 points on 9-of-12 shooting (4-for-5 3FG). Jerel Blassingame added 10 points and 10 assists, including 4-of-4 free throw shooting in the final 28 seconds of the game. Odatrey Blankson added 12 points and seven rebounds.

SDSU	MP	FG	3FG	FT	R	F	A	TO	B	S	TP
Walton	36	3-9	2-3	1-2	8	3	3	2	1	0	9
Sanders	35	6-11	0-0	4-5	6	5	0	4	0	0	16
Slaughter	36	5-12	0-1	3-3	15	3	0	3	0	1	13
Heath	18	5-14	2-10	1-1	1	3	2	2	0	0	13
Stokes	35	1-9	0-4	3-4	1	5	7	4	0	3	5
Johnson	11	0-2	0-1	0-0	0	3	1	0	0	0	0
Sharper	19	1-3	1-2	0-0	2	1	1	0	0	1	3
Davis	1	0-0	0-0	0-0	0	0	0	0	0	0	0
Wardrop	1	0-0	0-0	0-0	0	0	0	0	0	0	0
Manker	8	2-3	2-2	0-0	1	0	0	0	0	1	6
Team											6
Totals	200	23-63	7-23	12-15	40	23	14	15	1	6	65

UNLV	MP	FG	3FG	FT	R	F	A	TO	B	S	TP
Blankson	39	4-15	1-4	3-4	7	2	1	1	0	1	12
Beck	39	9-12	4-5	3-4	2	0	1	1	2	3	25
Edwards	32	3-5	0-0	1-2	8	4	1	0	0	0	7
Hunter	13	0-4	0-2	1-2	3	2	2	0	0	0	1
Winston	14	0-2	0-1	2-3	0	1	1	1	1	0	2
Blassingame	35	1-3	0-1	8-10	3	3	10	3	0	0	10
Peters	20	2-6	1-1	4-6	6	3	0	3	1	0	9
Amundson	7	1-1	0-0	0-1	0	1	0	3	0	0	2
Team											6
Totals	200	20-48	6-14	22-32	35	16	13	4	4	4	68

Halftime: UNLV 32, San Diego State 28. FG%: UNLV 41.7, San Diego State 36.5. 3FG%: UNLV 42.9, San Diego State 30.4. FT%: San Diego State 80.0, UNLV 68.8. Officials: David Hall, Steve Welmer, Mike Giarratano. Technicals: None.

REVIEW

2003-04 Recaps



SAN DIEGO STATE BASKETBALL



Game 25

**San Diego State 74
Wyoming 66**
Feb. 21, 2004 • San Diego, Calif.
Cox Arena • Att.: 8,198

SAN DIEGO - Aerick Sanders scored 22 points and hauled in 16 rebounds to pace San Diego State to a 74-66 victory over Wyoming Saturday night.

With the win, the Aztecs (13-12, 4-6 Mountain West Conference) snapped a three-game losing streak. Wyoming (10-14, 3-8) has lost nine of its last 11 contests. The Cowboys are 0-10 on the road this season, including five conference losses.

Sanders, who set a school record for rebounds in a MWC game with 16, had 10 points and 10 rebounds in the first half. Sanders also went 8-for-9 from the free-throw line.

With the Aztecs trailing, 6-2, Sanders helped key a 22-5 first-half run that put them in control at 24-11.

Sanders hit a pair of free-throws with 1:50 left that increased the Aztec lead to 66-60, halting an 11-0 Wyoming run that had taken the Cowboys within four points at 64-60.

Wyoming trailed by 17 points before Jay Straight keyed a scoring run with a pair of 3-pointers. Straight finished with 17 points.

Wesley Stokes connected on nine of 12 free throws for San Diego State, including seven in the final minute of play. Chris Walton added 12 points and seven rebounds for San Diego State. Marcus Slaughter added seven points and eight rebounds.

Wyoming's Alex Dunn had 13 points and 14 rebounds while Mikel Watson had 10 points.

Wyoming	MP	FG	3FG	FT	R	F	A	TO	B	S	TP
Ries	28	2-6	0-1	1-2	5	2	2	4	0	1	5
Dunn	30	4-8	0-0	5-7	14	4	0	3	0	0	13
Straight	34	6-16	2-9	3-3	3	4	4	6	0	2	17
Sherrill	18	2-8	1-4	3-3	6	4	0	2	0	0	8
Watson	24	4-10	0-5	2-4	3	4	1	3	0	0	10
Makun	3	0-2	0-0	0-0	1	0	0	0	0	0	0
Webb	6	1-2	0-1	0-0	1	0	0	1	0	1	2
Rottinghaus	15	2-3	1-2	1-2	0	2	0	1	0	3	6
Adams	23	1-4	1-3	0-0	4	2	1	1	0	1	3
Correa	9	0-1	0-0	0-0	2	1	1	1	1	0	0
Wildenborg	10	1-1	0-0	0-0	6	2	1	0	1	0	2
Team					2						
Totals	200	23-61	5-25	15-21	46	25	10	22	2	8	66

SDSU	MP	FG	3FG	FT	R	F	A	TO	B	S	TP
Walton	34	4-11	2-5	2-3	7	0	4	3	0	3	12
Sanders	35	7-20	0-0	8-9	16	4	2	1	0	4	22
Slaughter	28	3-4	1-1	0-0	8	2	0	2	0	0	7
Heath	22	2-8	0-3	4-6	0	0	2	1	0	0	8
Stokes	29	0-5	0-1	9-12	1	4	4	3	0	0	9
Johnson	19	1-2	0-0	0-0	5	3	1	1	0	1	2
Sharper	21	3-9	2-6	0-0	0	3	1	0	0	2	8
Davis	1	0-1	0-0	0-0	0	0	0	0	0	0	0
Wardrop	1	0-0	0-0	0-0	0	0	0	0	0	0	0
Manker	10	2-4	2-3	0-0	2	0	1	1	0	2	6
Team					1						
Totals	200	22-64	7-19	23-30	40	16	15	12	0	12	74

Halftime: San Diego State 35, Wyoming 26. **FG%:** Wyoming 37.7, San Diego State 34.4. **3FG%:** San Diego State 36.8, Wyoming 20.0. **FT%:** San Diego State 76.7, Wyoming 71.4. **Officials:** Dan Chrisman, Eddie Jackson, Lonnie Dixon. **Technicals:** None.



Game 26

**San Diego State 72
Colorado State 64**
Feb. 25, 2004 • San Diego, Calif.
Cox Arena • Att.: 6,410

SAN DIEGO - Wesley Stokes scored 18 points, handed out five assists and came up with a crucial steal to lead San Diego State to a 72-64 victory over Colorado State Monday night at Cox Arena.

It was the Aztecs' second consecutive win, while Colorado State lost its sixth straight.

Colorado State, trailing, 63-52, with 5:46 remaining, went on a 12-3 run sparked by Dwight Boatner and Matt Nelson to close the gap to 66-64 with only 1:29 left to play.

But after hitting one of two free throws, Stokes picked off a Boatner pass intended for Jon Rakilecki. His layup attempt was blocked, but Marcus Slaughter was there to rebound the ball and put it back in for a 69-64 lead with 50 seconds left.

Slaughter finished the game with 17 points and 11 rebounds, his second career double-double, in addition to three assists and three steals. Teammate Aerick Sanders had 13 points, eight rebounds and three blocked shots. Chris Manker also contributed seven points and three rebounds in 14 minutes off the bench.

Ronnie Clark led Colorado State with 17 points, while Nelson had 16 points and six rebounds.

Stokes scored nine of his 18 points in the first half including a 15-foot jumper with four seconds left to break a 32-32 tie.

The game featured seven lead changes, with Colorado State's last lead, coming early in the second half (42-41).

CSU	MP	FG	3FG	FT	R	F	A	TO	B	S	TP
Clark	28	7-11	0-1	3-3	3	3	3	2	1	0	17
Verwers	10	0-1	0-0	0-0	1	1	1	1	0	1	0
Boatner	31	5-11	2-5	1-2	3	3	3	1	0	1	13
Robinson	15	1-3	1-1	0-0	1	5	0	2	0	0	3
Morris	25	3-6	0-2	0-0	3	0	1	3	1	1	6
Stevens	13	1-2	1-2	0-0	3	0	0	2	0	1	3
Rakilecki	18	0-4	0-3	2-2	4	2	3	1	0	2	2
Thomasson	5	0-0	0-0	0-0	0	1	1	0	0	0	0
Williams	25	2-5	0-0	0-0	4	1	1	1	1	1	4
Nelson	30	6-8	0-0	4-4	6	4	0	1	1	1	16
Team					1						
Totals	200	25-51	4-14	10-11	29	20	13	14	5	7	64

SDSU	MP	FG	3FG	FT	R	F	A	TO	B	S	TP
Walton	32	2-8	0-2	2-2	2	3	3	2	0	1	6
Sanders	34	5-12	0-0	3-5	8	4	1	1	3	1	13
Slaughter	37	8-15	0-2	1-2	11	3	3	2	1	3	17
Heath	26	2-2	1-1	0-1	2	1	3	1	0	2	5
Stokes	31	6-10	2-3	4-6	1	2	5	3	0	1	18
Johnson	3	0-0	0-0	2-2	0	0	0	0	0	0	2
Sharper	23	1-4	0-2	2-2	0	0	1	0	0	0	4
Manker	14	3-6	1-3	0-0	3	0	0	0	2	0	7
Team					5						
Totals	200	27-57	4-13	14-20	32	13	16	9	6	8	72

Halftime: San Diego State 34, Colorado State 32. **FG%:** Colorado State 49.0, San Diego State 47.4. **3FG%:** San Diego State 30.8, Colorado State 28.6. **FT%:** Colorado State 90.9, San Diego State 70.0. **Officials:** Scott Thornley, Bill Gracey, Verne Harris. **Technicals:** None.



Game 27

**New Mexico 72,
San Diego State 60**
Feb. 28, 2004 • Albuquerque, N.M.
The Pit/Bob King Court • Att.: 15,123

ALBUQUERQUE, N. M. - San Diego State could not overcome a 2-for-26 shooting slump as New Mexico defeated the Aztecs 72-60 on Saturday night at The Pit.

San Diego State led, 23-17, with 8:10 to play in the first half, but connected on only two of its final 13 field goal attempts to end the first half, allowing the Lobos to build a 36-29 advantage at intermission.

The Aztecs opened the second half by missing their first 13 shots as the Lobos built a 15-point lead before SDSU finally scored with 13:34 to play.

Danny Granger led four Lobo players in double figure scoring with 20 points and also had a game high 15 rebounds.

Junior guard Wesley Stokes paced the Aztecs with 15 points and seven assists and senior forward Aerick Sanders added 10 points and seven rebounds. Marcus Slaughter posted a career high five steals, the highest total for an Aztec this season. Trimaime Davis had a career-high eight points, as he connected on 4-of-6 attempts from the field and tied a career-best four rebounds in nine minutes of action.

San Diego State outscored New Mexico by six points from the field, but could not overcome a 21-3 discrepancy from the free throw line.

SDSU	MP	FG	3FG	FT	R	F	A	TO	B	S	TP
Walton	23	2-6	0-3	0-0	4	4	5	1	1	0	4
Slaughter	31	2-9	0-2	0-0	8	2	0	3	2	5	4
Sanders	29	5-12	0-0	0-1	7	5	1	2	0	0	10
Heath	25	2-9	0-3	2-3	0	2	1	1	0	0	6
Stokes	32	6-11	2-5	1-2	3	1	7	1	0	0	15
Johnson	13	1-3	0-0	0-0	2	2	0	1	1	0	2
Sharper	24	2-4	2-4	0-0	1	0	1	2	0	0	6
Davis	9	4-6	0-0	0-0	4	3	0	0	1	0	8
Wardrop	4	1-1	0-0	0-0	2	0	0	0	0	0	2
Manker	10	1-5	1-3	0-0	5	1	1	0	0	0	3
Team					2						
Totals	200	26-66	5-20	3-6	38	20	16	11	5	5	60

UNM	MP	FG	3FG	FT	R	F	A	TO	B	S	TP
Chiotti	30	7-13	0-0	2-4	7	2	1	0	0	0	16
Neale	19	0-6	0-5	2-4	4	1	1	2	1	3	2
Granger	33	6-13	0-3	8-10	15	1	0	2	2	2	20
Devries	34	4-5	4-5	4-4	3	2	1	0	0	0	16
Tindall	38	4-5	3-3	5-5	1	3	3	2	0	0	16
Walters	15	0-4	0-2	0-0	0	3	1	2	0	0	0
Walter	1	0-0	0-0	0-0	0	0	0	0	0	0	0
Ferris	2	0-1	0-1	0-0	0	0	0	0	0	0	0
Wall	2	0-0	0-0	0-0	0	1	0	0	0	0	0
Hart	11	0-2	0-0	0-0	0	2	2	0	0	0	0
Miles	11	1-2	0-1	0-0	0	1	2	1	0	0	2
Benson	3	0-0	0-0	0-2	0	0	0	0	0	0	1
Monette	1	0-1	0-0	0-0	0	0	0	0	0	0	0
Team					6						
Totals	200	22-52	7-20	21-29	36	14	11	11	3	6	72

Halftime: New Mexico 36, San Diego State 29. **FG%:** New Mexico 42.3, San Diego State 39.4. **3FG%:** New Mexico 35.0, San Diego State 25.0. **FT%:** New Mexico 72.4, San Diego State 50.0. **Officials:** Jim Stupin, Eric Curry, Michael Irving. **Technicals:** None.

REVIEW

2003-04 Recaps



SAN DIEGO STATE BASKETBALL



Game 28

Air Force 62
San Diego State 49
 Mar. 1, 2004 • USAFA, Colo.
 Clune Arena • Att.: 5,811

USAFA, Colo. - Nick Welch scored 17 points and Air Force used its stifling defense to shut down San Diego State, 62-49, on Monday night to clinch its first-ever conference title.

Air Force (21-5, 11-2 Mountain West Conference) had never finished higher than sixth place, when it was in the Western Athletic Conference.

SDSU (14-14, 5-8) lost the turnover battle, 19-10, and fell to 1-11 on the season when having more miscues than the opponent.

Aerick Sanders led the Aztecs with 15 points, while Wesley Stokes added 13 points. Marcus Slaughter posted a game-high seven rebounds and seven points, while Tommy Johnson scored nine points.

SDSU trailed by as many as 10 in the first half but the Aztecs cut the lead to 25-20 at halftime. That would be the closest they would get, however, as Air Force hit 3-pointers in consecutive possessions by Tim Keller and Welch to take a 31-20 advantage to open the period and were never threatened down the stretch.

Air Force made four of its first six 3-point attempts of the second half and made a season high 13 of 27 shots from behind the arc.

Joel Gerlach had 14 points for Air Force. Keller and Antoine Hood each scored 12. A.J. Kuhle recorded 11 of the team's 16 assists.

SDSU	MP	FG	3FG	FT	R	F	A	TO	B	S	TP
Walton	33	0-4	0-1	0-0	3	2	1	1	0	1	0
Slaughter	29	3-3	0-0	1-2	7	3	1	1	1	1	7
Sanders	31	6-9	0-0	3-3	5	5	0	5	0	2	15
Heath	23	0-3	0-2	0-0	3	3	0	0	0	0	0
Stokes	34	5-9	0-1	3-4	2	3	3	9	0	0	13
Johnson	25	3-5	1-1	2-2	2	3	1	1	0	1	9
Sharper	13	0-2	0-1	0-0	1	0	0	0	0	0	0
Davis	4	0-0	0-0	0-0	0	0	0	0	0	0	0
Wardrop	1	1-1	0-0	0-0	0	0	0	0	0	0	2
Manker	8	1-3	1-3	0-0	2	1	0	1	0	0	3
Team					4			1			
Totals	200	19-39	2-9	9-11	29	20	6	19	1	5	49

Air Force	MP	FG	3FG	FT	R	F	A	TO	B	S	TP
Kuhle	30	1-5	0-2	0-0	5	2	11	1	0	1	2
Gerlach	29	5-10	4-7	0-0	1	3	1	0	1	2	14
Welch	38	6-11	4-7	1-3	7	3	1	2	1	2	17
Keller	37	4-6	2-2	2-4	0	4	2	3	1	1	12
Hood	34	4-9	2-6	2-3	3	3	0	1	0	2	12
McCraw	6	0-1	0-1	0-0	0	1	1	0	0	0	1
Jenkins	6	0-0	0-0	0-0	0	0	0	0	0	0	0
Burtschi	13	1-2	1-2	0-0	1	0	0	1	0	0	3
Nwaelele	5	0-0	0-0	1-2	1	1	0	0	0	0	1
Buchanan	2	0-0	0-0	0-0	0	0	0	1	0	0	2
Team					1			1			
Totals	200	21-44	13-27	6-12	19	14	16	10	3	9	61

Halftime: Air Force 25, San Diego State 20. **FG%:** San Diego State 48.7, Air Force 47.7. **3FG%:** Air Force 48.1, San Diego State 22.2. **FT%:** San Diego State 81.8, Air Force 50.0. **Officials:** Stanley Reynolds, Mark Whitehead, Jim Danner. **Technical:** None.



Game 29

Utah 66
San Diego State 53
 Mar. 6, 2004 • San Diego, Calif.
 Cox Arena • Att.: 8,139

SAN DIEGO - Senior Aerick Sanders scored 20 points and pulled down 12 rebounds in his final game at Cox Arena, but it was not enough to beat visiting Utah as the Aztecs dropped a 66-53 decision on Saturday.

The game went back and forth with nine lead changes and four ties in the first 15 minutes. However, after Sanders went to the bench with three fouls and 4:24 left in the first half, Utah took advantage, going on a 11-2 run to end the first half up 33-23.

The Utes slowly built an 18-point lead with 7:27 left to play, but Sanders led a late 10-1 run as the Aztecs chopped the lead to nine (59-50) with 4:42 left.

An offensive put-back by Tim Frost after a missed free throw put the Utes back up by double figures, and Utah led comfortably the rest of the way.

Frost scored 14 of his 19 points in the second half to secure the win, while Nick Jacobson added 16 for the Utes.

With the victory, Utah (21-8, 9-5 Mountain West) clinched second place in the conference. San Diego State (14-15, 5-9) will meet Utah again Thursday in the quarterfinals of the conference tournament in Denver.

Chris Walton scored 10 points for the Aztecs, who were outscored from the free throw line 17-3. Wesley Stokes added five assists and four steals.

Utah	MP	FG	3FG	FT	R	F	A	TO	B	S	TP
Bogut	29	3-6	0-0	3-4	8	3	3	6	4	0	9
Chaney	31	2-5	0-2	2-2	5	0	2	2	1	0	6
Frost	31	8-10	1-1	2-4	8	2	0	0	2	1	19
Drisdrom	38	1-4	0-3	2-2	4	3	4	3	0	2	4
Jacobson	39	4-10	3-5	5-6	2	2	0	4	1	1	16
Olsen	4	1-2	1-2	0-0	0	0	0	0	1	0	3
Hawkins	19	3-4	0-1	3-5	2	4	3	0	0	0	9
Markson	9	0-1	0-0	0-0	3	2	0	1	0	0	0
Team					3			2			
Totals	200	22-42	5-14	17-23	35	16	12	18	9	4	66

SDSU	MP	FG	3FG	FT	R	F	A	TO	B	S	TP
Walton	32	4-10	1-2	1-2	4	4	2	3	0	0	10
Sanders	33	10-19	0-1	0-2	12	4	1	2	0	0	20
Slaughter	26	2-4	1-1	1-2	4	3	0	0	1	3	8
Sharper	15	0-2	0-0	0-0	1	1	1	0	0	0	0
Wardrop	18	0-2	0-0	0-0	2	1	1	0	0	0	0
Johnson	13	1-3	0-0	0-1	2	3	0	2	0	1	2
Heath	21	4-10	0-2	0-0	1	0	0	1	0	1	8
Stokes	28	2-9	0-3	1-2	1	4	5	3	0	4	5
Davis	4	0-0	0-0	0-0	0	1	0	0	1	0	0
Manker	10	0-1	0-0	0-1	3	1	0	0	0	0	0
Team					1						
Totals	200	24-60	2-9	3-10	31	22	10	11	2	9	53

Halftime: Utah 33, San Diego State 23. **FG%:** Utah 52.4, San Diego State 40.0. **3FG%:** Utah 35.7, San Diego State 22.2. **FT%:** Utah 73.9, San Diego State 30.0. **Officials:** Dick Carmell, Bob Staffen, Mike Littlewood. **Technical:** None.



Game 30

(3) Utah 75
(6) San Diego State 69
 Mar. 11, 2004 • Denver, Colo.
 Pepsi Center • Att.: 7,328

DENVER - Aerick Sanders and San Diego State matched Utah shot for shot, but it wasn't enough as the Utes held off the Aztecs, 75-69, in the quarterfinals of the Mountain West Conference Championships.

Sanders had 18 points on 9-of-17 shooting, including 12 points in the first half, before fouling out late for San Diego State (14-16). The sixth-seeded Aztecs led 65-62 late and had plenty of chances down the stretch, but couldn't convert.

Utah (22-8) routed San Diego State, 66-53, in the regular-season finale on March 6, but the game was much closer this time. The third-seeded Utes had 15 turnovers, mostly due to San Diego State's pressure, and was forced to hit 7 of 8 free throws in the final 1:10 to win.

After the teams traded leads for the majority of the second half, Utah went up 68-67 on a three-point play by Justin Hawkins with 1:47 left. Chris Walton had chance to put San Diego State back up with a short jumper in the lane, but his shot rimmed out.

San Diego State forced a long 3-point attempt by Jacobson at the other end, but Richard Chaney sneaked in for the rebound and hit two free throws to put Utah up 72-67 with 25 seconds left. Chaney finished with 14 points and eight rebounds.

Chris Walton chipped in with 14 points, while Brandon Heath scored 13 points in 32 minutes.

SDSU	MP	FG	3FG	FT	R	F	A	TO	B	S	TP
Walton	32	6-13	2-5	0-0	2	3	1	1	0	0	14
Slaughter	31	4-7	0-0	0-1	9	3	0	1	1	2	8
Sanders	33	9-17	0-0	0-2	5	5	0	0	0	1	18
Heath	32	4-8	2-4	3-4	4	1	2	1	0	1	13
Stokes	35	3-13	0-5	0-0	0	1	7	3	0	0	6
Johnson	13	0-1	0-0	0-0	0	1	1	0	0	1	0
Sharper	9	1-1	0-0	2-2	2	2	2	1	0	1	4
Wardrop	1	0-0	0-0	0-0	0	0	0	0	0	0	0
Manker	14	2-2	1-1	1-2	3	0	0	0	0	1	6
Team					2						
Totals	200	29-62	5-15	6-9	27	16	13	7	1	7	69

SDSU	MP	FG	3FG	FT	R	F	A	TO	B	S	TP
Bogut	28	4-11	0-0	1-1	12	2	5	5	2	0	9
Chaney	33	5-12	0-2	4-4	8	1	3	0	0	1	14
Frost	29	5-8	0-0	1-2	3	0	2	2	0	0	11
Drisdrom	35	1-4	0-2	3-4	5	1	2	3	0	1	5
Jacobson	31	8-14	7-11	1-1	5	4	1	1	0	0	24
Olsen	8	0-1	0-1	0-0	0	0	0	0	0	0	0
Hawkins	26	4-8	1-2	1-1	5	3	2	3	1	0	10
Markson	8	0-0	0-0	0-0	0	0	1	0	0	0	2
Langvad	2	0-0	0-0	0-0	0	0	0	0	0	0	0
Team					3						
Totals	200	28-59	8-18	11-13	41	11	15	15	3	2	75

Halftime: Utah 38, San Diego State 37. **FG%:** Utah 47.5, San Diego State 46.8. **3FG%:** Utah 44.4, San Diego State 33.3. **FT%:** Utah 84.6, San Diego State 66.7. **Officials:** Scott Thomley, Greg Burks, Ronnie Hernandez. **Technical:** None.

MWC Statistics



SAN DIEGO STATE BASKETBALL

2003-04 Mountain West Conference Standings

Pl.	Team	W	L	Pct.	Home	Away	W	L	Pct.	Home	Away	Neutral	Streak	Last 10	Postseason
1.	Air Force	12	2	.857	7-0	5-2	22	7	.759	13-0	8-5	1-2	Lost 2	6-4	NCAA
2.	BYU	10	4	.714	7-0	3-4	21	9	.700	13-0	5-7	3-2	Lost 2	8-2	NCAA
3.	Utah	9	5	.643	6-1	3-4	24	9	.727	15-1	6-5	3-3	Lost 1	6-4	NCAA
4.	UNLV	7	7	.500	5-2	2-5	18	13	.581	12-4	4-8	2-1	Lost 2	6-4	NIT
5.	San Diego State	5	9	.357	5-2	0-7	14	16	.468	11-4	2-10	1-2	Lost 4	3-7	
	New Mexico	5	9	.357	5-2	0-7	14	14	.500	14-4	0-9	0-1	Lost 3	3-7	
7.	Colorado State	4	10	.286	4-3	0-7	13	16	.448	8-4	3-10	2-2	Lost 1	2-8	
	Wyoming	4	10	.286	4-3	0-7	11	17	.393	10-5	0-11	1-1	Lost 2	2-8	

Team All-Games Statistics

Scoring Offense	G	Pts.	PPG	FG Pct. Defense	FG	FGA	Pct.
1. UNLV	31	2294	74.0	1. Utah	690	1668	.414
2. BYU	30	2200	73.3	2. Colorado State	695	1624	.428
3. San Diego St.	30	2125	70.8	3. Wyoming	687	1602	.429
4. Colorado State	29	2036	70.2	4. UNLV	786	1814	.433
5. Wyoming	28	1959	70.0	5. New Mexico	648	1467	.442
6. New Mexico	28	1948	69.6	6. San Diego St.	735	1641	.448
7. Utah	33	2134	64.7	7. Air Force	530	1183	.448
8. Air Force	29	1737	59.9	8. BYU	703	1561	.450

Scoring Defense	G	Pts.	PPG	3-Point FG Pct.	3FG	FGA	Pct.
1. Air Force	29	1475	50.9	1. Utah	196	506	.387
2. Utah	33	1893	57.4	2. Air Force	245	647	.379
3. BYU	30	1966	65.5	3. New Mexico	237	631	.376
4. New Mexico	28	1839	65.7	4. UNLV	187	518	.361
5. Wyoming	28	1932	69.0	5. BYU	171	487	.351
6. San Diego St.	30	2117	70.6	6. Colorado State	135	399	.338
7. UNLV	31	2210	71.3	7. Wyoming	168	501	.335
8. Colorado State	29	2086	71.9	8. San Diego St.	181	565	.320

Scoring Margin	PPG	OPPG	+/-	3-Pt. FG Pct. Def.	3FG	FGA	Pct.
1. Air Force	59.9	50.9	+9.0	1. Air Force	93	323	.288
2. BYU	73.3	65.5	+7.8	2. Utah	137	433	.316
3. Utah	64.7	57.4	+7.3	3. Wyoming	151	464	.325
4. New Mexico	69.6	65.7	+3.9	4. UNLV	193	586	.329
5. UNLV	74.0	71.3	+2.7	5. Colorado State	153	459	.333
6. Wyoming	70.0	69.0	+1.0	6. BYU	178	507	.351
7. San Diego St.	70.8	70.6	+0.3	7. New Mexico	186	519	.358
8. Colorado State	70.2	71.9	-1.7	8. San Diego St.	212	588	.361

Free Throw Pct.	FT	FTA	Pct.	Rebound Margin	Reb	OReb	+/-
1. BYU	501	692	.724	1. Utah	34.5	27.2	+7.4
2. Utah	402	556	.723	2. BYU	33.9	28.4	+5.5
3. New Mexico	431	597	.722	3. Wyoming	36.7	34.5	+2.2
4. Colorado State	521	732	.712	4. New Mexico	32.8	31.6	+1.2
5. Air Force	322	453	.711	5. Colorado State	35.0	34.0	+1.0
6. UNLV	505	717	.704	6. San Diego St.	35.9	35.1	+0.8
7. San Diego St.	372	533	.698	7. UNLV	33.6	35.4	-1.8
8. Wyoming	417	619	.674	8. Air Force	21.5	28.1	-6.6

Field Goal Pct.	FG	FGA	Pct.	A/T/O Margin	Ast	TO	+/-
1. BYU	764	1571	.486	1. Air Force	13.3	11.0	+1.2
2. Air Force	585	1216	.481	2. BYU	14.8	13.6	+1.1
3. UNLV	801	1690	.474	3. New Mexico	14.0	13.1	+1.1
4. Utah	768	1630	.471	4. San Diego St.	14.1	13.3	+1.1
5. Colorado State	690	1503	.459	5. UNLV	14.5	15.2	+1.0
6. New Mexico	640	1428	.448	6. Utah	12.9	14.0	+0.9
7. Wyoming	687	1569	.438	7. Colorado State	13.6	17.0	+0.8
8. San Diego St.	786	1841	.427	8. Wyoming	11.7	14.9	+0.8

Team Mountain West Games Only Statistics

Scoring Offense	G	Pts.	PPG	FG Pct. Defense	FG	FGA	Pct.
1. UNLV	14	1066	76.1	1. Utah	298	706	.422
2. BYU	14	999	71.4	2. Colorado State	336	780	.431
3. Wyoming	14	943	67.4	3. UNLV	359	814	.441
4. Colorado State	14	933	66.6	4. BYU	328	734	.447
5. New Mexico	14	929	66.4	5. San Diego St.	324	718	.451
6. San Diego St.	14	919	65.6	6. Wyoming	349	752	.464
7. Utah	14	899	64.2	7. Air Force	276	584	.473
8. Air Force	14	867	61.9	8. New Mexico	342	700	.489

Scoring Defense	G	Pts.	PPG	3-Point FG Pct.	3FG	FGA	Pct.
1. Air Force	14	761	54.4	1. Air Force	122	288	.424
2. Utah	14	839	59.9	2. UNLV	78	200	.390
3. BYU	14	918	65.6	3. New Mexico	110	297	.370
4. San Diego St.	14	980	70.0	4. Utah	80	220	.364
New Mexico	14	980	70.0	5. Wyoming	84	256	.328
6. Wyoming	14	1021	72.9	6. BYU	64	204	.314
7. Colorado State	14	1026	73.3	7. San Diego St.	70	243	.288
8. UNLV	14	1030	73.6	8. Colorado State	53	188	.282

Scoring Margin	PPG	OPPG	+/-	3-Pt. FG Pct. Def.	3FG	FGA	Pct.
1. Air Force	61.9	54.4	+7.6	1. Air Force	55	170	.324
2. BYU	71.4	65.6	+5.8	2. Utah	68	208	.327
3. Utah	64.2	59.9	+4.3	3. UNLV	94	281	.335
4. UNLV	76.1	73.6	+2.6	4. BYU	89	260	.342
5. New Mexico	66.4	70.0	-3.6	5. Colorado State	78	226	.345
6. San Diego St.	65.6	70.0	-4.4	6. San Diego St.	95	265	.358
7. Wyoming	67.4	72.9	-5.6	7. Wyoming	83	228	.364
8. Colorado State	66.6	73.3	-6.6	8. New Mexico	99	258	.384

Free Throw Pct.	FT	FTA	Pct.	Rebound Margin	Reb	OReb	+/-
1. Utah	183	244	.750	1. Utah	34.8	26.5	+8.3
2. BYU	247	338	.731	2. BYU	34.4	29.1	+5.3
3. New Mexico	219	307	.713	3. UNLV	34.3	34.6	-0.3
4. UNLV	254	359	.708	4. San Diego St.	35.1	35.4	-0.4
5. Colorado State	258	365	.707	5. Wyoming	34.0	34.4	-0.4
6. Air Force	167	240	.696	6. Colorado State	34.1	35.7	-1.6
7. San Diego St.	151	226	.668	7. New Mexico	29.4	32.1	-2.7
8. Wyoming	191	291	.656	8. Air Force	20.1	28.2	-8.1

Field Goal Pct.	FG	FGA	Pct.	A/T/O Margin	Ast	TO	+/-
1. Air Force	289	573	.504	1. Air Force	12.7	10.1	+1.3
2. UNLV	367	770	.477	2. BYU	13.6	12.8	+1.1
3. BYU	344	727	.473	3. San Diego St.	13.1	12.8	+1.0
4. Utah	318	680	.468	4. UNLV	15.2	14.9	+1.0
5. Colorado State	311	712	.437	5. New Mexico	11.4	11.2	+1.0
6. New Mexico	300	696	.431	6. Utah	11.1	13.9	+0.8
7. Wyoming	334	783	.427	7. Colorado State	11.7	14.9	+0.8
8. San Diego St.	349	847	.412	8. Wyoming	9.9	14.2	+0.7

REVIEW

Individual All-Games Statistics

Scoring	G	FG	3FG	FT	Pts.	Avg/G
1. Granger, Danny, NM	22	136	24	133	429	19.5
2. Araujo, Rafael, BY	30	211	8	122	552	18.4
3. Blankson, Odartey, LV	31	189	28	140	546	17.6
4. Jacobson, Nick, UT	33	182	99	82	545	16.5
5. Sanders, Aeric, SD	30	200	0	82	482	16.1
6. Straight, Jay, WY	27	138	49	99	424	15.7
7. Nelson, Matt, CS	24	133	0	108	374	15.6
8. Beck, Romel, LV	31	152	57	80	441	14.2
9. Heath, Brandon, SD	30	144	48	77	413	13.8
10. Bigelow, Mark, BY	30	129	41	104	403	13.4
11. Hall, Mike, BY	30	131	24	98	384	12.8
12. Tindall, Javin, NM	28	108	72	64	352	12.6
13. Chiotti, David, NM	27	125	0	88	338	12.5
14. Bogut, Andrew, UT	33	168	4	71	411	12.5
15. Stokes, Wesley, SD	30	124	41	74	363	12.1
16. Edwards, J.K., LV	25	117	1	55	290	11.6
17. Welch, Nick, AF	28	117	34	51	319	11.4
18. Blessingame, Jerel, LV	31	105	43	95	348	11.2
19. Keller, Tim, AF	29	94	50	81	319	11.0
20. DeVries, Troy, NM	22	75	54	31	235	10.7

Rebounding	G	Reb	RPG
1. Blankson, LV	31	315	10.2
2. Araujo, BY	30	303	10.1
3. Bogut, UT	33	326	9.9
4. Sanders, SD	30	295	9.8
5. Granger, NM	22	197	9.0
6. Slaughter, SD	30	204	6.8
7. Edwards, LV	25	161	6.4
8. Nelson, CS	24	137	5.7
9. Dunn, WY	27	150	5.6
10. Williams, CS	29	159	5.5
15. Walton, SD	30	148	4.9

FG Percentage	FG	FGA	Pct
1. Nelson, CS	133	225	.591
2. Edwards, LV	117	202	.579
3. Bogut, UT	168	291	.577
4. Araujo, BY	211	368	.573
5. Dunn, WY	86	155	.555
6. Sanders, SD	200	361	.554
7. Hood, AF	108	195	.554
8. Chiotti, NM	125	228	.548
9. Welch, AF	117	216	.542
10. Blankson, LV	189	360	.525

Assists	G	Ast.	APG
1. Blessingame, LV	31	205	6.61
2. Stokes, SD	30	175	5.83
3. Lemes, BY	30	136	4.53
4. Morris, CS	24	96	4.00
5. Straight, WY	27	103	3.81
6. Drisdorn, UT	33	120	3.64
7. Tindall, NM	28	98	3.50
8. Kuhle, AF	29	90	3.10
9. DeVries, NM	22	65	2.95
10. Welch, AF	28	80	2.86
11. Walton, SD	30	69	2.30

FT Percentage	FT	FTA	Pct
1. Jacobson, UT	82	98	.837
2. Tindall, NM	64	77	.831
3. Nelson, CS	108	132	.818
4. Bigelow, BY	104	129	.806
5. Keller, AF	81	101	.802
15. Stokes, SD	74	102	.725

Steals	G	St	SPG
1. Stokes, SD	30	49	1.63
2. Araujo, BY	30	43	1.43
3. Welch, AF	28	40	1.43
4. Straight, WY	27	38	1.41
5. Hall, BY	30	42	1.40
13. Slaughter, SD	30	34	1.13
13. Sanders, SD	30	34	1.13

3FG Percentage	3FG	FGA	Pct
1. Rose, BY	28	61	.459
2. DeVries, NM	54	121	.446
3. Adams, WY	43	98	.439
4. Jacobson, UT	99	227	.436
5. Lemes, BY	36	85	.424
6. Welch, AF	34	81	.420
14. Sharper, SD	30	75	.400

3FG Made	G	3FG	3PG
1. Jacobson, UT	33	99	3.00
2. Tindall, NM	28	72	2.57
3. DeVries, NM	22	54	2.45
4. Beck, LV	31	57	1.84
5. Straight, WY	27	49	1.81
13. Stokes, SD	30	41	1.37

Blocked Shots	G	Blks	BPG
1. Correa, WY	27	45	1.67
2. Nelson, CS	24	39	1.62
3. Morris, CS	24	39	1.62
4. Granger, NM	22	31	1.41
5. Bogut, UT	33	44	1.33
6. Sanders, SD	30	36	1.20
15. Slaughter, SD	30	17	.57

A/TO Ratio	Ast	TO Ratio	
1. Kuhle, AF	90	46	1.96
2. Lemes, BY	136	71	1.92
3. Blessingame, LV	205	116	1.77
4. Tindall, NM	98	60	2.1
5. Stokes, SD	175	114	1.54

Individual MWC Games Only Statistics

Scoring	G	FG	3FG	FT	Pts.	Avg/G
1. Granger, Danny, NM	14	84	15	91	274	19.6
2. Jacobson, Nick, UT	14	81	42	53	257	18.4
3. Straight, Jay, WY	14	81	27	58	247	17.6
4. Blankson, Odartey, LV	14	84	14	61	243	17.4
5. Araujo, Rafael, BY	14	89	0	49	227	16.2
6. Sanders, Aeric, SD	14	89	0	40	218	15.6
7. Bigelow, Mark, BY	14	63	20	55	201	14.4
8. Beck, Romel, LV	14	63	27	41	194	13.9
9. Welch, Nick, AF	14	68	22	33	191	13.6
10. Blessingame, Jerel, LV	14	54	20	56	184	13.1
Edwards, J.K., LV	14	77	0	30	184	13.1
12. Bogut, Andrew, UT	14	76	2	28	182	13.0
13. Hall, Mike, BY	14	59	10	52	180	12.9
14. Keller, Tim, AF	14	51	23	48	173	12.4
15. Chiotti, David, NM	13	57	0	41	155	11.9
16. Stokes, Wesley, SD	14	56	10	36	158	11.3
17. Tindall, Javin, NM	14	44	33	31	152	10.9
18. Frost, Tim, UT	14	55	9	25	144	10.3
19. Hood, Antoine, AF	14	52	19	20	143	10.2
20. Kuhle, A.J. AF	14	46	25	25	142	10.1

Rebounding	G	Reb	RPG
1. Blankson, LV	14	144	10.3
2. Bogut, UT	14	136	9.7
3. Araujo, BY	14	130	9.3
Sanders, SD	14	130	9.3
5. Granger, NM	14	115	8.2
6. Slaughter, SD	14	111	7.9
7. Edwards, LV	14	102	7.3
8. Dunn, WY	14	81	5.8
9. Williams, CS	14	78	5.6
10. Clark, CS	14	73	5.2
11. Walton, SD	14	71	5.1

FG Percentage	FG	FGA	Pct
1. Edwards, LV	77	125	.616
2. Hood, AF	52	93	.559
3. Welch, AF	68	122	.557
4. Dunn, WY	47	85	.553
5. Kuhle, AF	46	84	.548
6. Bogut, UT	76	139	.547
7. Chiotti, NM	57	110	.518
8. Araujo, BY	89	172	.517
9. Ries, WY	44	86	.512
10. Blankson, LV	84	166	.506
11. Sanders, SD	89	179	.497
13. Slaughter, SD	50	103	.485

Assists	G	Ast.	APG
1. Blessingame, LV	14	104	7.43
2. Stokes, SD	14	75	5.36
3. Lemes, BY	14	54	3.86
4. Straight, WY	14	51	3.64
5. Welch, Nick	14	50	3.57
6. Kuhle, AF	14	45	3.21
7. Bigelow, BY	14	44	3.14
Drisdorn, UT	14	44	3.14
9. Tindall, NM	14	42	3.00
10. Walton, SD	14	34	2.43

FT Percentage	FT	FTA	Pct
1. Drisdorn, UT	45	51	.882
2. Jacobson, UT	53	62	.855
3. Blankson, LV	61	74	.824
4. Tindall, NM	31	38	.816
5. Beck, LV	41	51	.804

Steals	G	St	SPG
1. Araujo, BY	14	27	1.93
2. Hall, BY	14	25	1.79
3. Keller, AF	14	20	1.43
Welch, AF	14	20	1.43
Lemes, BY	14	20	1.43
7. Slaughter, SD	14	19	1.36
Stokes, SD	14	19	1.36

3FG Percentage	3FG	FGA	Pct
1. Kuhle, AF	25	47	.532
2. Blessingame, LV	20	42	.476
3. Tindall, NM	33	72	.458
Welch, AF	22	48	.458
5. Beck, LV	27	61	.443
13. Walton, SD	15	38	.395

3FG Made	G	3FG	3PG
1. Jacobson, UT	14	42	3.00
2. Tindall, NM	14	33	2.36
3. DeVries, NM	14	30	2.14
4. Beck, LV	14	27	1.93
Straight, WY	14	27	1.93
15. Walton, SD	14	15	1.07
Heath, SD	14	15	1.07

Blocked Shots	G	Blks	BPG
1. Bogut, UT	14	29	2.07
2. Granger, NM	14	23	1.64
3. Edwards, NM	14	19	1.36
4. Amundson, LV	14	14	1.00
5. Sanders, SD	14	13	.93
12. Walton, SD	14	9	.64

A/TO Ratio	Ast	TO Ratio	
1. Kuhle, AF	45	21	2.14
2. Blessingame, LV	104	51	2.04
3. Welch, AF	50	26	1.92
4. Bigelow, BY	44	26	1.69
5. Tindall, NM	42	26	1.62
7. Stokes, SD	75	50	1.50