

2014-15 Review



SIX CONSECUTIVE NCAA TOURNAMENT APPEARANCES ► NINE-TIME MW CHAMPIONS



JJ O'Brien helped the Aztecs rank second in the nation in scoring defense in 2014-15.

Inside:

2014-15 Season Notes	78
Results	80
Game-By-Game Statistics	86
Miscellaneous Statistics	90
Departed Senior Bios	91
Box Scores and Recaps	95
Mountain West Statistics	107



It Is Business As Usual Atop Montezuma Mesa

2014-15 Honors

► JJ O'Brien

All-MW First Team (coaches)

All-MW Second Team

(media)

MW All-Defensive Team

MW All-Tournament Team

NABC All-District 17 First

Team

► Winston Shepard

All-MW Second Team

(coaches and media)

MW All-Tournament Team

MW Player of the Week

(Dec. 1, 2014; Feb. 16, 2015)

► Skylar Spencer

MW Defensive Player of the Year (media)

MW Co-Defensive Player of the Year (coaches)

MW All-Defensive Team

► Aqeel Quinn

All-MW Third Team (coaches and media)

Positioned among the nation's elite after its second NCAA Sweet 16 trip in four seasons, San Diego State continued to do what many expected them to in 2014-15: Win its Mountain West-leading ninth conference title and advance in the NCAA tournament. The road to their second consecutive MW regular-season crown and sixth straight NCAA appearance had its bumps, but under the direction of Steve Fisher and his staff, the Aztecs navigated the rough terrain and once again found themselves atop the MW and in the national conversation.

A Look at the 2014-15 Aztecs

San Diego State is an established player on the national scene and has a reputation for being a tough-minded defense-first program. After losing 2014 All-American and Mountain West Player of the Year in Xavier Thames and one of the top rebounders in the country in Josh Davis, the Aztecs relied on their staple -- defense -- to help them win their second straight regular-season conference title and capture their fourth NCAA tournament victory in the last three years.

The road to 27 wins and a spot in the third round of the NCAA tournament was littered with speed bumps that prevented SDSU from ever getting on a real hot streak.

San Diego State jumped out to a 5-0 record after impressive wins over No. 25 Utah at home, and Brigham Young and Pittsburgh at the EA SPORTS Maui Invitational. Third-ranked Arizona waited for the Aztecs in the Maui Invite title game and upended SDSU, 61-59.

The loss to the Wildcats started a 2-3 stretch that included home wins over San Diego and Long Beach State, and road losses at Washington and Cincinnati.

The Aztecs got back on track with four straight victories, but were once again slowed by a road loss, this time at Fresno State, which snapped their 47-game winning streak vs. schools from California.



San Diego State advanced to the NCAA tournament's Round of 32 in Charlotte, N.C., after defeating St. John's in the second round. The Aztecs earned an at-large berth after sharing the Mountain West regular-season title and earning a spot in the MW final.

As a rule of thumb atop Montezuma Mesa, SDSU did not let one loss turn into two as it responded with wins over New Mexico, at No. 25 Wyoming, UNLV and at Air Force.

Another blip on the radar, however, was on the horizon and it had San Diego State falling at Colorado State. Three wins followed before losing at Boise State, which proved crucial in the conference race.

SDSU closed the regular season by winning six of its next seven games, but another loss to the Broncos, this

time at home secured a shared title with Boise State.

Even as the No. 2 seed in the conference tournament, San Diego State made its way to the championship game after dismissing UNLV and Colorado State. Despite shooting just 32.6 percent from the floor, the Aztecs were in the game in the final two minutes vs. Wyoming before the Cowboys escaped with the 45-43 win.

SDSU earned an at-large berth to the NCAA tournament and was awarded an eight seed in the South



Dwayne Polee II went 5-for-7 from three-point distance vs. St. John's in the second round of the NCAA tournament to lead the Aztecs to a 12-point victory.

Region where they drew St. John's in Charlotte, N.C. The Aztecs easily defeated the Red Storm, 76-64, before having to face the eventual national champion, top-seeded and No. 3 Duke in the third round of the NCAA tournament.

Below are some notes on the 2015 squad:

- ▶ San Diego State finished the 2014-15 campaign with a 27-9 record, extending the school record for consecutive 20-win seasons to 10.
- ▶ The Aztecs extended a school record by winning at least 23 games for the seventh straight year.
- ▶ The Aztecs advanced to the NCAA tournament for the sixth straight season, which marked the first time the feat has been accomplished in school history.
- ▶ SDSU became one of nine teams in the nation to advance to at least the NCAA Round of 32 in three consecutive seasons.
- ▶ San Diego State became one of eight teams nationally, and the only team in California, to advance to six straight NCAA tournaments.
- ▶ SDSU became one of four teams in the nation to advance to six straight NCAA tournaments and win at least 23 games in each of those seasons.
- ▶ San Diego State was ranked in the *Associated Press* Top-25 Poll for seven weeks. The Aztecs rose to as high as No. 13 in the nation (Dec. 1).
- ▶ SDSU was ranked in the *USA Today* Coaches Poll 11 times. The Aztecs were ranked as high as No. 14 (Dec.

1). San Diego State received votes in the postseason coaches poll.

▶ The Aztecs earned a berth in the NCAA tournament, marking the 10th season in a row in which they participated in postseason play.

▶ The Aztecs won their Mountain West-leading ninth conference title. It was their second straight regular-season championship.

▶ SDSU finished the campaign ranked second in the nation in scoring defense (53.9), fourth in fewest personal fouls per game (14.1), seventh in field-goal percentage defense (.384), 16th in three-point percentage defense (.303) and total

blocked shots (179), and 24th in blocked shots per game (5.0).

▶ The Aztecs finished the year ranked 27th in the final KenPom ratings and were fourth in defensive adjusted efficiency (89.0). They also finished seventh in defensive effective field-goal percentage (.435), 15th in defensive two-point field-goal percentage (.423) and 22nd in three-point field-goal percentage (.306).

▶ SDSU pushed its record when leading with five minutes to play to 145-0 after producing a 25-0 record when doing so in 2014-15.

▶ The Aztecs ran their non-conference home winning streak to 13 games, which is tied for the fifth-longest streak in school history.

▶ Last season marked the 11th time a Steve Fisher-coached San Diego State team recorded 20 or more wins.

▶ SDSU was dominant at home as it went 16-1 inside Viejas Arena. The Aztecs posted their 10th straight season and 14th overall with at least 11 victories at Viejas Arena. SDSU's 10-year total of 143 wins is an arena record.

▶ Winston Shepard led the team in scoring (11.1) and rebounding (5.3) and for his efforts was named to the all-Mountain West second team by both the

coaches and media. He was exceptionally good at the conference tournament where he averaged 11.3 points and 7.3 rebounds en route to all-tournament accolades.

▶ JJ O'Brien ranked second on the team in scoring (10.3) and rebounding (5.2), but he led the squad in assists (88) and steals (51), which earned him NABC first-team all-district honors and first-team all-MW recognition from the league's coaches. The coaches also voted him to the all-conference defensive team. The media covering the league, however, put him on the second team. The senior was also an all-tournament selection.

▶ Perhaps the surprise of the season was the emergence of Aqeel Quinn. Once a walk-on, the senior was the team's leading scorer in conference games only (12.0) and SDSU's top three-point threat after making 54 in 33 games. For his contributions during the league campaign, Quinn was voted to the all-MW third team by both the coaches and media.

▶ Skylar Spencer became the school's all-time leader in blocked shots in just his third season on Montezuma Mesa. Spencer blocked 91 on the year, which broke the single-season mark that he originally set as a sophomore. At the end of the campaign, Spencer had 231 rejections to his credit (106 games). The previous record was held by Leonard Allen, who had 214 in 116 games from 1982-85.

▶ Prior to the start of the campaign, SDSU sold out the entire home slate, attracting 12,414 fans to each one of its 17 home dates.

▶ San Diego State matched a single-season attendance record by averaging 12,414 fans (2012-13, 2013-14).

2014-15 Records

▶ Single-Season Records

Lowest Opp. Scoring Avg.
53.9

Lowest Opp. FG Pct.
38.4

Highest Avg. Home Att.
12,414 (17 home dates)

▶ Single-Game MW Record

Fewest Turnovers
4 vs. Wyoming (3-14-15)



Senior forward JJ O'Brien enjoyed a fine 2014-15 season, one in which saw him break the 1,000-point barrier for his collegiate career.

2014-15 Statistics



SIX CONSECUTIVE NCAA TOURNAMENT APPEARANCES ► NINE-TIME MW CHAMPIONS

Game-By-Game Results

Record: 27-9 (Home: 16-1, Away: 7-5, Neutral: 4-3); Mountain West: 14-4 (Home: 8-1, Away: 6-3)

SDSU			San Diego State High							
Date	NR	Opponent	SDSU Result	W-L	Record	MW	Scorer	Rebounder	Assists	Attendance
Nov. 14	16/17	CSUN~	W 79-58	W1	1-0		Quinn - 15	Spencer - 8	O'Brien - 4	12,414 (c)
Nov. 18	16/16	(25/rv) UTAH	W 53-49	W2	2-0		O'Brien - 12	O'Brien - 11	O'Brien - 3	12,414 (c)
Nov. 20	16/16	BAKERSFIELD	W 51-27	W3	3-0		Polee - 13	Shepard - 6	Three - 2	12,414 (c)
Nov. 24	15/15	vs. (rv/-) Brigham Young#	2ot-W 92-87	W4	4-0		Quinn - 22	O'Brien, Spencer - 9	O'Brien - 6	2,400 (c)
Nov. 25	15/15	vs. Pittsburgh#	W 74-57	W5	5-0		Kell - 15	Shepard - 7	Kell, Shepard - 3	2,400 (c)
Nov. 26	15/15	vs. (3/4) Arizona#	L 59-61	L1	5-1		Kell, Shepard - 14	O'Brien, Shepard - 6	Polee II, Zabo - 2	2,400 (c)
Dec. 4	13/14	SAN DIEGO	W 57-48	W1	6-1		Polee - 14	Chol - 7	Shepard - 3	12,414 (c)
Dec. 7	13/14	at (rv/rv) Washington	L 36-49	L1	6-2		Shepard - 7	Spencer - 13	Four - 1	6,199
Dec. 10	18/16	LONG BEACH STATE	W 60-59	W1	7-2		Polee - 16	Spencer - 8	Shepard - 3	12,414 (c)
Dec. 17	19/17	at Cincinnati	ot-L 62-71	L1	7-3		Shepard - 17	Spencer - 6	Shepard - 5	9,217
Dec. 20	19/17	BALL STATE	W 70-57	W1	8-3		Shepard - 15	Three - 6	Shepard - 5	12,414 (c)
Dec. 22	rv/23	UC RIVERSIDE	W 61-33	W2	9-3		Quinn - 18	O'Brien - 8	O'Brien - 4	12,414 (c)
Dec. 27	rv/23	SAN DIEGO CHRISTIAN	W 72-50	W3	10-3		Shepard - 12	Pope - 6	Pope - 4	12,414 (c)
Dec. 31	rv/25	AIR FORCE*	W 53-49	W4	11-3	1-0	O'Brien - 10	Chol, O'Brien - 5	Three - 3	12,414 (c)
Jan. 3	rv/25	at Fresno State*	L 57-59	L1	11-4	1-1	Quinn - 19	Kell - 7	O'Brien, Quinn - 3	5,910
Jan. 6	--/rv	NEW MEXICO*	W 56-42	W1	12-4	2-1	Shepard - 20	Shepard - 9	O'Brien - 5	12,414 (c)
Jan. 14	rv/rv	at (25/rv) Wyoming*	W 60-52	W2	13-4	3-1	Quinn - 14	Shepard - 6	Shepard, Quinn - 2	6,178
Jan. 17	rv/rv	UNLV*	W 53-47	W3	14-4	4-1	Quinn - 14	O'Brien - 10	Three - 3	12,414 (c)
Jan. 20	rv/rv	at Air Force*	W 77-45	W4	15-4	5-1	Quinn - 17	Shepard - 7	Shepard - 7	1,209
Jan. 24	rv/rv	at (rv/rv) Colorado State*	L 73-79	L1	15-5	5-2	Pope - 22	Pope - 7	Three - 2	8,745 (c)
Jan. 27	rv/rv	FRESNO STATE*	W 58-47	W1	16-5	6-2	Quinn - 16	Shepard - 9	O'Brien - 2	12,414 (c)
Jan. 31	rv/rv	UTAH STATE*	W 62-42	W2	17-5	7-2	Quinn - 15	Spencer - 7	Kell, O'Brien - 4	12,414 (c)
Feb. 4	rv/rv	at Nevada*	W 65-63	W3	18-5	8-2	O'Brien - 18	Shepard - 7	Kell - 5	5,832
Feb. 8	rv/rv	at Boise State*	L 46-61	L1	18-6	8-3	O'Brien - 18	O'Brien - 10	O'Brien - 3	10,511 (c)
Feb. 11	rv/rv	(-/rv) WYOMING*	W 67-41	W1	19-6	9-3	Quinn, Shepard - 18	Chol - 7	Three - 3	12,414 (c)
Feb. 14	rv/rv	(-/rv) COLORADO STATE*	W 72-63	W2	20-6	10-3	Shepard - 19	Shepard - 11	Shepard, Quinn - 3	12,414 (c)
Feb. 17	rv/25	at New Mexico*	W 63-46	W3	21-6	11-3	Quinn - 20	Spencer - 11	Kell, O'Brien - 4	15,411 (c)
Feb. 21	rv/25	at San José State*	W 74-56	W4	22-6	12-3	Shepard - 20	O'Brien, Shepard - 6	Pope, Quinn - 3	3,477
Feb. 28	24/22	(-/rv) BOISE STATE*	L 46-56	L1	22-7	12-4	Shepard - 16	Three - 5	Shepard - 2	12,414 (c)
Mar. 4	rv/rv	at UNLV*	W 60-58	W1	23-7	13-4	O'Brien - 22	Shepard - 8	Shepard - 4	13,454
Mar. 7	rv/rv	NEVADA*	W 67-43	W2	24-7	14-4	Polee, Quinn - 12	Shepard - 6	Quinn - 5	12,414 (c)
Mar. 12	rv/25	at [7] UNLV (QF)`	W 67-64	W3	25-7		Quinn - 21	Shepard - 10	Four - 2	8,655
Mar. 13	rv/25	vs. [3] Colorado State (SF)`	W 56-43	W4	26-7		Shepard - 16	Polee, Spencer - 6	O'Brien - 4	9,199
Mar. 14	rv/25	vs. [4] Wyoming (CH)`	L 43-45	L1	26-8		Pope - 13	Shepard, Spencer - 7	Three - 2	10,002
Mar. 20	-/rv	vs. [9] St. John's (2R)^	W 76-64	W1	27-8		O'Brien - 18	Pope, Spencer - 7	Quinn - 5	16,945
Mar. 22	-/rv	vs. (4/5) [1] Duke (3R)^	L 49-68	L1	27-9		Shepard - 13	O'Brien - 7	Kell - 4	18,482

Caps denotes home game. ~ - EA SPORTS Maui Invitational Opening Round (Campus Sites). # - EA SPORTS Maui Invitational Championship Round (Lahaina Civic Center; Lahaina, Hawaii). * - Mountain West Game. ` - Mountain West Men's Basketball Championship (Thomas & Mack Center; Las Vegas, Nev.). ^ - NCAA Championship, Second/Third Rounds (Time Warner Cable Arena; Charlotte, N.C.). c - Capacity crowd. SDSU NR - San Diego State national ranking (*Associated Press* and *USA Today* coaches polls at game time). Time to the right of opponent name indicates time remaining on a game-winning shot.

Attendance

	G	W-L	Total	Average	High	
Home	17	16-1	211,038	12,414	12,414 - 17 times	** 55 consecutive regular-season sellouts
Mountain West	9	8-1	111,726	12,414	12,414 - nine times	
Away	12	7-5	94,798	7,899	15,411 at New Mexico (Feb. 17)	
Mountain West	9	6-3	70,727	7,859	15,411 at New Mexico (Feb. 17)	
Neutral	7	4-3	61,828	8,833	18,482 vs. Duke (Mar. 22)	
Total	36	7-9	367,664	10,213	18,482 vs. Duke (Mar. 22)	
Mountain West	18	14-4	182,453	10,136	15,411 at New Mexico (Feb. 17)	

2014-15 Statistics



SIX CONSECUTIVE NCAA TOURNAMENT APPEARANCES ► NINE-TIME MW CHAMPIONS

REVIEW ► 2014-15 STATISTICS
AZTEC BASKETBALL MEDIA GUIDE

Individual Statistics - All Games (27-9)

No.	Player	GP	GS	Min	Avg	TOTAL			3-PTS			REBOUNDS			PF	FO	A	TO	Blk	Stl	Pts	Avg				
						FG	FGA	Pct	3FG	FGA	Pct	FT	FTA	Pct									Off	Def	Tot	Avg
13	SHEPARD, Winston	36	36	955	26.5	138	339	.407	17	57	.298	106	158	.671	64	126	190	5.3	54	1	67	88	10	22	399	11.1
20	O'BRIEN, JJ	36	36	1183	32.9	149	320	.466	11	35	.314	60	93	.645	79	108	187	5.2	47	0	88	54	7	51	369	10.3
10	QUINN, Aqeel	33	27	868	26.3	124	298	.416	54	148	.365	50	71	.704	20	71	91	2.8	62	1	51	43	1	33	352	10.7
12	KELL, Trey	35	15	709	20.3	62	186	.333	15	68	.221	58	91	.637	19	79	98	2.8	33	0	56	38	3	20	197	5.6
21	POPE, Malik	31	0	459	14.8	56	123	.455	20	49	.408	27	40	.675	25	59	84	2.7	30	0	19	25	24	8	159	5.1
05	POLEE II, Dwayne	20	13	410	20.5	49	139	.353	20	68	.294	37	58	.638	13	39	52	2.6	27	0	16	20	6	27	155	7.8
03	CHOL, Angelo	35	0	478	13.7	64	116	.552	0	0	.000	26	53	.491	45	65	110	3.1	65	1	6	35	18	8	154	4.4
40	SHRIGLEY, Matt	30	17	632	21.1	53	156	.340	41	126	.325	6	6	1.000	6	43	49	1.6	38	0	31	26	9	24	153	5.1
00	SPENCER, Skylar	36	36	840	23.3	50	94	.532	0	0	.000	33	69	.478	71	113	184	5.1	66	0	11	25	91	19	133	3.7
04	ALLEN, Dakarai	33	0	396	12.0	30	73	.411	2	10	.200	23	34	.676	19	37	56	1.7	58	1	14	21	8	19	85	2.6
02	ZABO, Kevin	16	0	175	10.9	14	39	.359	5	14	.357	9	16	.563	3	13	16	1.0	12	0	9	15	0	5	42	2.6
11	WILLIAMS, D'Erryl	17	0	129	7.6	8	14	.571	2	3	.667	1	2	.500	3	9	12	0.7	12	0	7	8	0	10	19	1.1
23	WOLDEMICHAEAL, K.	6	0	14	2.3	2	3	.667	2	3	.667	1	2	.500	1	1	2	0.3	0	0	0	3	0	1	7	1.2
22	U'U, Parker	2	0	8	4.0	1	7	.143	0	4	.000	0	1	.000	3	3	6	3.0	1	0	0	1	0	0	2	1.0
24	STATEN, Ryan	6	0	11	1.8	0	5	.000	0	2	.000	0	0	.000	0	1	1	0.2	0	0	2	0	1	0	0	0.0
33	FEDERICO, Niksha	5	0	8	1.6	0	4	.000	0	4	.000	0	0	.000	0	1	1	0.2	1	0	0	0	1	0	0	0.0
TEAM																68	63	131	3.6	0			8			0
SAN DIEGO STATE		36				800	1916	.418	189	591	.320	437	694	.630	439	831	1270	35.3	506	4	377	410	179	247	2226	61.8
OPPONENTS		36				716	1864	.384	181	598	.303	326	469	.695	351	801	1152	32.0	602	-	332	470	139	198	1939	53.9

SCORE BY PERIODS:	1st	2nd	OT	2OT	Total
SAN DIEGO STATE	1,037	1,159	14	16	2,226
OPPONENTS	863	1,042	23	11	1,939

Individual Statistics - Mountain West Games (14-4)

No.	Player	GP	GS	Min	Avg	TOTAL			3-PTS			REBOUNDS			PF	FO	A	TO	Blk	Stl	Pts	Avg				
						FG	FGA	Pct	3FG	FGA	Pct	FT	FTA	Pct									Off	Def	Tot	Avg
10	QUINN, Aqeel	18	18	513	28.5	77	177	.435	28	75	.373	34	48	.708	7	40	47	2.6	33	1	34	27	0	15	216	12.0
13	SHEPARD, Winston	18	18	468	26.0	74	182	.407	11	34	.324	43	66	.652	35	63	98	5.4	26	1	37	40	2	9	202	11.2
20	O'BRIEN, JJ	18	18	594	33.0	82	175	.469	4	15	.267	23	42	.548	32	56	88	4.9	28	0	47	26	4	26	191	10.6
21	POPE, Malik	18	0	290	16.1	40	81	.494	14	32	.438	17	26	.654	17	40	57	3.2	18	0	12	17	14	5	111	6.2
40	SHRIGLEY, Matt	18	15	393	21.8	34	94	.362	27	80	.338	2	2	1.000	6	25	31	1.7	21	0	21	17	7	16	97	5.4
12	KELL, Trey	17	2	328	19.3	29	85	.341	7	31	.226	25	35	.714	12	32	44	2.6	18	0	28	16	1	8	90	5.3
03	CHOL, Angelo	18	0	260	14.4	32	60	.533	0	0	.000	12	23	.522	20	38	58	3.2	33	0	3	19	10	5	76	4.2
00	SPENCER, Skylar	18	18	381	21.2	22	40	.550	0	0	.000	11	24	.458	32	54	86	4.8	31	0	3	13	40	7	55	3.1
04	ALLEN, Dakarai	17	0	232	13.6	15	43	.349	2	9	.222	11	17	.647	8	22	30	1.8	32	1	11	10	5	10	43	2.5
05	POLEE II, Dwayne	3	1	44	14.7	6	12	.500	3	5	.600	3	4	.750	0	2	2	0.7	4	0	2	1	0	6	18	6.0
23	WOLDEMICHAEAL, K.	4	0	6	1.5	2	2	1.000	2	2	1.000	1	2	.500	0	1	1	0.3	0	0	0	2	0	0	7	1.8
11	WILLIAMS, D'Erryl	9	0	64	7.1	1	6	.167	1	2	.500	0	0	.000	1	4	5	0.6	9	0	3	4	0	3	3	0.3
02	ZABO, Kevin	4	0	14	3.5	0	1	.000	0	1	.000	0	0	.000	1	1	2	0.5	0	0	1	0	0	0	0	0.0
24	STATEN, Ryan	4	0	8	2.0	0	5	.000	0	2	.000	0	0	.000	0	0	0	0.0	0	0	2	0	1	0	0	0.0
33	FEDERICO, Niksha	3	0	5	1.7	0	0	.000	0	0	.000	0	0	.000	0	0	0	0.0	1	0	0	0	0	0	0	0.0
TEAM																40	34	74	4.1	0			3			0
SAN DIEGO STATE		18				414	963	.430	99	288	.344	182	289	.630	211	412	623	34.6	254	3	204	195	84	110	1109	61.6
OPPONENTS		18				341	885	.385	86	277	.310	181	255	.710	153	394	547	30.4	276	-	152	220	64	95	949	52.7

SCORE BY PERIODS:	1st	2nd	OT	2OT	Total
SAN DIEGO STATE	519	590			1,109
OPPONENTS	437	512			949

2014-15 Statistics



SIX CONSECUTIVE NCAA TOURNAMENT APPEARANCES ► NINE-TIME MW CHAMPIONS

Individual Statistics - Home Games (16-1)

No.	Player	GP	GS	Min	Avg	TOTAL			3-PTS			FT	FTA	Pct	REBOUNDS				PF	FO	A	TO	Blk	Stl	Pts	Avg													
						FG	FGA	Pct	3FG	FGA	Pct				Off	Def	Tot	Avg																					
13	SHEPARD, Winston	17	17	440	25.9	67	159	.421	7	22	.318	45	71	.634	27	52	79	4.6	19	0	31	43	4	13	186	10.9													
20	O'BRIEN, JJ	17	17	529	31.1	60	126	.476	7	16	.438	35	53	.660	34	59	93	5.5	20	0	42	22	5	23	162	9.5													
10	QUINN, Aqeel	15	13	370	24.7	53	127	.417	24	63	.381	28	37	.757	10	32	42	2.8	28	1	25	19	0	25	158	10.5													
03	CHOL, Angelo	16	0	250	15.6	40	68	.588	0	0	.000	10	23	.435	27	35	62	3.9	31	1	3	16	7	2	90	5.6													
05	POLEE II, Dwayne	8	5	164	20.5	22	67	.328	7	28	.250	25	37	.676	6	19	25	3.1	12	0	6	9	4	15	76	9.5													
00	SPENCER, Skylar	17	17	374	22.0	27	48	.563	0	0	.000	18	35	.514	31	54	85	5.0	26	0	7	13	44	11	72	4.2													
12	KELL, Trey	16	9	337	21.1	23	85	.271	7	37	.189	19	34	.559	9	38	47	2.9	10	0	24	15	1	11	72	4.5													
40	SHRIGLEY, Matt	14	7	272	19.4	19	77	.247	16	63	.254	6	6	1.000	3	22	25	1.8	19	0	16	14	4	12	60	4.3													
21	POPE, Malik	14	0	188	13.4	20	59	.339	7	21	.333	13	18	.722	10	27	37	2.6	14	0	8	12	15	4	60	4.3													
04	ALLEN, Dakarai	16	0	234	14.6	18	43	.419	0	3	.000	16	21	.762	14	21	35	2.2	30	0	9	11	5	16	52	3.3													
02	ZABO, Kevin	11	0	111	10.1	8	24	.333	4	11	.364	6	12	.500	2	7	9	0.8	6	0	4	10	0	3	26	2.4													
11	WILLIAMS, D'Erryl	12	0	90	7.5	6	9	.667	1	1	1.000	1	2	.500	3	7	10	0.8	8	0	5	7	0	7	14	1.2													
23	WOLDEMICHAEL, K.	6	0	14	2.3	2	3	.667	2	3	.667	1	2	.500	1	1	2	0.3	0	0	0	3	0	1	7	1.2													
22	U'U, Parker	2	0	8	4.0	1	7	.143	0	4	.000	0	1	.000	3	3	6	3.0	1	0	0	1	0	0	2	1.0													
24	STATEN, Ryan	6	0	11	1.8	0	5	.000	0	2	.000	0	0	.000	0	1	1	0.2	0	0	2	0	1	0	0	0.0													
33	FEDERICO, Niksha	5	0	8	1.6	0	4	.000	0	4	.000	0	0	.000	0	1	1	0.2	1	0	0	0	1	0	0	0.0													
TEAM															26	30	56	3.3	0																2				0
SAN DIEGO STATE						17			366	911	.402	82	278	.295	223	352	.634	206	409	615	36.2	225	2	182	197	91	143	1037	61.0										
OPPONENTS						17			307	875	.351	68	289	.235	129	193	.668	171	397	568	33.4	292	-	152	267	57	97	811	47.7										

SCORE BY PERIODS:	1st	2nd	OT	2OT	Total
SAN DIEGO STATE	495	542			1,037
OPPONENTS	326	485			811

Individual Statistics - Road/Neutral Games (11-8)

No.	Player	GP	GS	Min	Avg	TOTAL			3-PTS			FT	FTA	Pct	REBOUNDS				PF	FO	A	TO	Blk	Stl	Pts	Avg													
						FG	FGA	Pct	3FG	FGA	Pct				Off	Def	Tot	Avg																					
13	SHEPARD, Winston	19	19	515	27.1	71	180	.394	10	35	.286	61	87	.701	37	74	111	5.8	35	1	36	45	6	9	213	11.2													
20	O'BRIEN, JJ	19	19	654	34.4	89	194	.459	4	19	.211	25	40	.625	45	49	94	4.9	27	0	46	32	2	28	207	10.9													
10	QUINN, Aqeel	18	14	498	27.7	71	171	.415	30	85	.353	22	34	.647	10	39	49	2.7	34	0	26	24	1	8	194	10.8													
12	KELL, Trey	19	6	372	19.6	39	101	.386	8	31	.258	39	57	.684	10	41	51	2.7	23	0	32	23	2	9	125	6.6													
21	POPE, Malik	17	0	271	15.9	36	64	.563	13	28	.464	14	22	.636	15	32	47	2.8	16	0	11	13	9	4	99	5.8													
40	SHRIGLEY, Matt	16	10	360	22.5	34	79	.430	25	63	.397	0	0	.000	3	21	24	1.5	19	0	15	12	5	12	93	5.8													
05	POLEE II, Dwayne	12	8	246	20.5	27	72	.375	13	40	.325	12	21	.571	7	20	27	2.3	15	0	10	11	2	12	79	6.6													
03	CHOL, Angelo	19	0	228	12.0	24	48	.500	0	0	.000	16	30	.533	18	30	48	2.5	34	0	3	19	11	6	64	3.4													
00	SPENCER, Skylar	19	19	466	24.5	23	46	.500	0	0	.000	15	34	.441	40	59	99	5.2	40	0	4	12	47	8	61	3.2													
04	ALLEN, Dakarai	17	0	162	9.5	12	30	.400	2	7	.286	7	13	.538	5	16	21	1.2	28	1	5	10	3	3	33	1.9													
02	ZABO, Kevin	5	0	64	12.8	6	15	.400	1	3	.333	3	4	.750	1	6	7	1.4	6	0	5	5	0	2	16	3.2													
11	WILLIAMS, D'Erryl	5	0	39	7.8	2	5	.400	1	2	.500	0	0	.000	0	2	2	0.4	4	0	2	1	0	3	5	1.0													
TEAM															42	33	75	3.9	0																6				0
SAN DIEGO STATE						19			434	1005	.432	107	313	.342	214	342	.626	233	422	655	34.5	281	2	195	213	88	104	1189	62.6										
OPPONENTS						19			409	989	.414	113	309	.366	197	276	.714	180	404	584	30.7	310	-	180	203	82	101	1128	59.4										

SCORE BY PERIODS:	1st	2nd	OT	2OT	Total
SAN DIEGO STATE	542	617	14	16	1,189
OPPONENTS	537	557	23	11	1,128

2014-15 Statistics



SIX CONSECUTIVE NCAA TOURNAMENT APPEARANCES ► NINE-TIME MW CHAMPIONS

Individual Statistics - Wins (27)

No.	Player	GP	GS	Min	Avg	TOTAL			3-PTS			REBOUNDS			PF	FO	A	TO	Blk	Stl	Pts	Avg							
						FG	FGA	Pct	3FG	FGA	Pct	Off	Def	Tot									Avg						
13	SHEPARD, Winston	27	27	691	25.6	100	246	.407	14	44	.318	86	129	.667	52	96	148	5.5	34	0	57	66	7	18	300	11.1			
20	O'BRIEN, JJ	27	27	864	32.0	119	235	.506	11	27	.407	49	74	.662	57	81	138	5.1	30	0	71	36	6	42	298	11.0			
10	QUINN, Aqeel	25	21	644	25.8	103	226	.456	49	117	.419	40	59	.678	12	52	64	2.6	40	0	45	33	1	27	295	11.8			
12	KELL, Trey	26	11	533	20.5	49	131	.374	12	49	.245	47	76	.618	13	54	67	2.6	22	0	46	24	2	19	157	6.0			
03	CHOL, Angelo	26	0	385	14.8	54	94	.574	0	0	.000	24	46	.522	35	53	88	3.4	50	1	4	26	15	7	132	5.1			
05	POLEE II, Dwayne	15	8	296	19.7	39	103	.379	18	49	.367	30	48	.625	9	31	40	2.7	20	0	13	16	4	23	126	8.4			
00	SPENCER, Skylar	27	27	634	23.5	44	72	.611	0	0	.000	24	49	.490	51	85	136	5.0	45	0	9	18	72	14	112	4.1			
21	POPE, Malik	23	0	333	14.5	36	92	.391	11	36	.306	23	33	.697	18	46	64	2.8	21	0	15	17	20	6	106	4.6			
40	SHRIGLEY, Matt	22	14	441	20.0	31	105	.295	26	86	.302	6	6	1.000	3	35	38	1.7	29	0	25	20	7	19	94	4.3			
04	ALLEN, Dakarai	26	0	334	12.8	26	63	.413	2	9	.222	18	26	.692	16	31	47	1.8	45	0	13	18	8	18	72	2.8			
02	ZABO, Kevin	14	0	148	10.6	12	32	.375	5	14	.357	9	15	.600	2	10	12	0.9	11	0	6	14	0	4	38	2.7			
11	WILLIAMS, D'Erryl	15	0	106	7.1	7	11	.636	1	1	1.000	1	2	.500	3	7	10	0.7	9	0	6	7	0	9	16	1.1			
23	WOLDEMICHAEL, K.	6	0	14	2.3	2	3	.667	2	3	.667	1	2	.500	1	1	2	0.3	0	0	0	3	0	1	7	1.2			
22	U'U, Parker	2	0	8	4.0	1	7	.143	0	4	.000	0	1	.000	3	3	6	3.0	1	0	0	1	0	0	2	1.0			
24	STATEN, Ryan	6	0	11	1.8	0	5	.000	0	2	.000	0	0	.000	0	1	1	0.2	0	0	2	0	1	0	0	0.0			
33	FEDERICO, Niksha	5	0	8	1.6	0	4	.000	0	4	.000	0	0	.000	0	1	1	0.2	1	0	0	0	1	0	0	0.0			
TEAM														47	51	98	3.6	0				7				0			
SAN DIEGO STATE		27				623	1429	.436	151	445	.339	358	566	.633	322	638	960	35.6	358	1	312	306	144	207	1755	65.0			
OPPONENTS		27				527	1410	.374	126	455	.277	210	321	.654	275	583	858	31.8	472	-	242	390	101	148	1390	51.5			

SCORE BY PERIODS:	1st	2nd	OT	2OT	Total
SAN DIEGO STATE	829	901	9	16	1,755
OPPONENTS	598	772	9	11	1,390

Individual Statistics - Losses (9)

No.	Player	GP	GS	Min	Avg	TOTAL			3-PTS			REBOUNDS			PF	FO	A	TO	Blk	Stl	Pts	Avg							
						FG	FGA	Pct	3FG	FGA	Pct	Off	Def	Tot									Avg						
13	SHEPARD, Winston	9	9	264	29.3	38	93	.409	3	13	.231	20	29	.690	12	30	42	4.7	20	1	10	22	3	4	99	11.0			
20	O'BRIEN, JJ	9	9	319	35.4	30	85	.353	0	8	.000	11	19	.579	22	27	49	5.4	17	0	17	18	1	9	71	7.9			
40	SHRIGLEY, Matt	8	3	191	23.9	22	51	.431	15	40	.375	0	0	.000	3	8	11	1.4	9	0	6	6	2	5	59	7.4			
10	QUINN, Aqeel	8	6	224	28.0	21	72	.292	5	31	.161	10	12	.833	8	19	27	3.4	22	1	6	10	0	6	57	7.1			
21	POPE, Malik	8	0	126	15.8	20	31	.645	9	13	.692	4	7	.571	7	13	20	2.5	9	0	4	8	4	2	53	6.6			
12	KELL, Trey	9	4	176	19.6	13	55	.236	3	19	.158	11	15	.733	6	25	31	3.4	11	0	10	14	1	1	40	4.4			
05	POLEE II, Dwayne	5	5	114	22.8	10	36	.278	2	19	.105	7	10	.700	4	8	12	2.4	7	0	3	4	2	4	29	5.8			
03	CHOL, Angelo	9	0	93	10.3	10	22	.455	0	0	.000	2	7	.286	10	12	22	2.4	15	0	2	9	3	1	22	2.4			
00	SPENCER, Skylar	9	9	206	22.9	6	22	.273	0	0	.000	9	20	.450	20	28	48	5.3	21	0	2	7	19	5	21	2.3			
04	ALLEN, Dakarai	7	0	62	8.9	4	10	.400	0	1	.000	5	8	.625	3	6	9	1.3	13	1	1	3	0	1	13	1.9			
02	ZABO, Kevin	2	0	27	13.5	2	7	.286	0	0	.000	0	1	.000	1	3	4	2.0	1	0	3	1	0	1	4	2.0			
11	WILLIAMS, D'Erryl	2	0	23	11.5	1	3	.333	1	2	.500	0	0	.000	0	2	2	1.0	3	0	1	1	0	1	3	1.5			
TEAM														21	12	33	3.7	0				1				0			
SAN DIEGO STATE		9				177	487	.363	38	146	.260	79	128	.617	117	193	310	34.4	148	3	65	104	35	40	471	52.3			
OPPONENTS		9				189	454	.416	55	143	.385	116	148	.784	76	218	294	32.7	130	-	90	80	38	50	549	61.0			

SCORE BY PERIODS:	1st	2nd	OT	2OT	Total
SAN DIEGO STATE	208	258	5		471
OPPONENTS	265	270	14		549

2014-15 Statistics



SIX CONSECUTIVE NCAA TOURNAMENT APPEARANCES ► NINE-TIME MW CHAMPIONS

Team Statistics - Game-By-Game

Opponent	Site/Date	FG-FGA	Pct	3P-3PA	Pct	FT-FTA	Pct	Off-Def	Tot	PF	AT	TO	BS	ST	1st-2nd	Pts
at (16/17) SDSU	H	28-56	.500	6-20	.300	17-26	.654	15-22	37	15	15	12	7	11	41-38	79
CSUN	11/14	24-58	.414	2-6	.333	8-15	.533	15-19	34	19	11	17	3	8	21-37	58
at (16/16) SDSU	H	16-49	.327	3-9	.333	18-27	.667	15-19	34	15	4	11	3	13	17-36	53
(25/rv) Utah	11/18	16-50	.320	6-25	.240	11-16	.688	14-24	38	22	9	18	10	5	18-31	49
at (16/16) SDSU	H	14-57	.246	3-24	.125	20-29	.690	18-29	47	15	8	13	9	11	22-29	51
Bakersfield	11/20	12-56	.214	1-20	.050	2-5	.400	17-28	45	24	9	23	2	6	12-15	27
(15/15) SDSU	N	32-66	.485	9-27	.333	19-31	.613	15-33	48	17	17	16	9	6	41-26-9-16	92
vs. (rv/-) Brigham Young	11/24	30-78	.385	13-30	.433	14-22	.636	17-21	38	24	13	11	4	6	33-34-9-11	87
(15/15) SDSU	N	27-46	.587	3-11	.273	17-22	.773	5-16	21	14	9	9	10	8	39-35	74
vs. Pittsburgh	11/25	20-53	.377	5-17	.294	12-17	.706	17-18	35	19	9	17	2	3	25-32	57
(15/15) SDSU	N	21-48	.438	4-9	.444	13-24	.542	11-21	32	19	7	14	4	5	31-28	59
vs. (3/4) Arizona	11/26	19-52	.365	3-8	.375	20-24	.833	13-21	34	19	10	11	7	7	32-29	61
at (13/14) SDSU	H	19-51	.373	6-11	.545	13-27	.481	15-23	38	13	7	15	5	8	31-26	57
San Diego	12/4	19-52	.365	6-20	.300	4-6	.667	8-22	30	22	11	14	3	8	19-29	48
(13/14) SDSU	A	11-54	.204	2-15	.133	12-21	.571	21-21	42	15	4	12	1	4	15-21	36
at (rv/rv) Washington	12/7	18-48	.375	5-18	.278	8-12	.667	10-26	36	17	8	11	6	4	21-28	49
at (18/16) SDSU	H	21-44	.477	3-12	.250	15-25	.600	12-25	37	13	6	18	3	7	25-35	60
Long Beach State	12/10	23-56	.411	11-29	.379	2-2	1.000	7-15	22	17	14	11	1	5	21-38	59
(19/17) SDSU	A	24-61	.393	5-25	.200	9-13	.692	16-17	33	19	11	18	4	8	20-37-5	62
at Cincinnati	12/17	25-53	.472	4-11	.364	17-21	.810	11-24	35	16	10	15	6	6	22-35-14	71
at (19/17) SDSU	H	23-52	.442	4-12	.333	20-29	.690	12-19	31	19	11	15	5	12	36-34	70
Ball State	12/20	19-46	.413	4-14	.286	15-21	.714	8-21	29	20	11	22	2	8	26-31	57
at (rv/23) SDSU	H	21-53	.396	8-27	.296	11-22	.500	11-27	38	12	13	9	9	7	26-35	61
UC Riverside	12/22	14-51	.275	2-17	.118	3-6	.500	11-26	37	19	5	17	4	8	11-22	33
at (rv/23) SDSU	H	26-59	.441	7-23	.304	13-21	.619	8-30	38	8	16	11	7	16	38-34	72
San Diego Christian	12/27	21-62	.339	5-22	.227	3-5	.600	13-26	39	14	13	19	2	8	20-30	50
at (rv/25) SDSU	H	22-61	.361	4-21	.190	5-10	.500	14-16	30	14	12	9	4	6	33-20	53
Air Force	12/31	19-43	.442	1-11	.091	10-13	.769	7-27	34	14	5	17	3	6	19-30	49
(rv/25) SDSU	A	21-50	.420	8-15	.533	7-13	.538	10-31	41	21	8	18	5	3	19-38	57
at Fresno State	1/3	21-54	.389	3-13	.231	14-19	.737	3-21	24	15	6	6	6	11	34-25	59
at (-rv) SDSU	H	20-51	.392	3-18	.167	13-20	.650	10-27	37	11	11	9	2	5	22-34	56
New Mexico	1/6	14-47	.298	4-14	.286	10-12	.833	5-26	31	15	8	11	3	2	18-24	42
(rv/rv) SDSU	A	18-49	.367	5-17	.294	19-25	.760	13-21	34	16	7	10	7	7	26-34	60
at (25/rv) Wyoming	1/14	18-43	.419	4-14	.286	12-13	.923	5-21	26	22	9	13	3	2	24-28	52
at (rv/rv) SDSU	H	21-52	.404	2-12	.167	9-17	.529	15-21	36	9	14	11	2	4	17-36	53
UNLV	1/17	19-44	.432	6-16	.375	3-5	.600	5-20	25	15	12	16	6	6	24-23	47
(rv/rv) SDSU	A	28-48	.583	13-22	.591	8-14	.571	10-23	33	12	20	12	6	11	41-36	77
at Air Force	1/20	18-45	.400	3-18	.167	6-12	.500	6-13	19	16	9	12	2	6	18-27	45
(rv/rv) SDSU	A	28-59	.475	8-19	.421	9-17	.529	12-20	32	19	11	7	3	2	32-41	73
at (rv/rv) Colorado State	1/24	25-54	.463	12-21	.571	17-22	.773	11-25	36	14	15	5	1	3	40-39	79
at (rv/rv) SDSU	H	18-50	.360	2-6	.333	20-28	.714	17-23	40	9	4	17	7	4	32-26	58
Fresno State	1/27	19-52	.365	1-10	.100	8-9	.889	9-19	28	21	4	14	5	9	22-25	47
at (rv/rv) SDSU	H	24-55	.436	9-18	.500	5-8	.625	10-27	37	13	17	14	4	10	21-41	62
Utah State	1/31	14-48	.292	6-17	.353	8-17	.471	13-24	37	12	11	19	3	1	14-28	42
(rv/rv) SDSU	A	24-54	.444	6-17	.353	11-16	.688	18-15	33	13	13	13	5	6	30-35	65
at Nevada	2/4	25-54	.463	4-8	.500	9-13	.692	14-14	28	16	10	10	3	9	28-35	63
(rv/rv) SDSU	A	20-56	.357	2-19	.105	4-8	.500	16-21	37	17	6	13	3	4	18-28	46
at Boise State	2/8	18-44	.409	10-24	.417	15-19	.789	6-22	28	14	9	6	1	7	30-31	61
at (rv/rv) SDSU	H	24-55	.436	10-20	.500	9-13	.692	8-29	37	14	14	8	5	10	36-31	67
(-rv) Wyoming	2/11	17-48	.354	3-26	.115	4-10	.400	4-22	26	12	12	13	1	5	14-27	41

2014-15 STATISTICS ◀ REVIEW
AZTEC BASKETBALL MEDIA GUIDE

2014-15 Statistics



SIX CONSECUTIVE NCAA TOURNAMENT APPEARANCES ► NINE-TIME MW CHAMPIONS

Team Statistics - Game-By-Game

Opponent	Site/Date	FG-FGA	Pct	3P-3PA	Pct	FT-FTA	Pct	Off-Def	Tot	PF	AT	TO	BS	ST	1st-2nd	Pts
at (rv/rv) SDSU	H	24-49	.490	4-16	.250	20-26	.769	8-27	35	15	11	12	7	4	37-35	72
(-rv) Colorado State	2/14	26-66	.394	2-19	.105	9-14	.643	13-19	32	20	6	7	1	6	26-37	63
(rv/25) SDSU	A	24-51	.471	7-15	.467	8-12	.667	12-21	33	15	13	10	6	4	31-32	63
New Mexico	2/17	17-55	.309	3-9	.333	9-15	.600	19-17	36	11	8	10	8	7	18-28	46
(rv/25) SDSU	A	28-47	.596	3-10	.300	15-28	.536	10-21	31	12	14	12	1	9	35-39	74
at San José State	2/21	19-43	.442	11-23	.478	7-9	.778	4-18	22	20	6	21	1	5	36-20	56
at (24/21) SDSU	H	18-55	.327	3-14	.214	7-11	.636	9-21	30	15	5	7	6	6	24-22	46
(-rv) Boise State	2/28	18-52	.346	4-14	.286	16-20	.800	12-30	42	13	7	10	3	5	21-35	56
(rv/rv) SDSU	A	25-59	.424	5-14	.357	5-10	.500	10-24	34	14	10	7	5	6	28-32	60
at UNLV	3/4	21-49	.429	5-11	.455	11-16	.688	7-27	34	13	11	11	9	4	31-27	58
at (rv/rv) SDSU	H	27-62	.435	5-15	.333	8-13	.615	9-24	33	15	14	6	6	9	37-30	67
Nevada	3/7	13-44	.295	4-9	.444	13-17	.765	10-29	39	13	4	19	5	1	20-23	43
(rv/25) SDSU	N, MW-QF	21-48	.438	7-14	.500	18-28	.643	9-24	33	15	10	7	3	4	23-44	67
at UNLV	3/12	26-55	.473	5-13	.385	7-15	.467	10-21	31	20	7	9	5	6	29-35	64
(rv/25) SDSU	N, MW-SF	23-52	.442	5-12	.417	5-9	.556	10-25	35	8	10	7	4	4	24-32	56
vs. Colorado State	3/13	17-53	.321	6-20	.300	3-5	.600	10-21	31	11	9	9	8	1	18-25	43
(rv/25) SDSU	N, MW-CH	15-46	.326	4-17	.235	9-10	.900	9-21	30	15	8	4	4	2	25-18	43
vs. Wyoming	3/14	15-42	.357	8-20	.400	7-9	.778	5-21	26	10	9	7	2	0	28-17	45
(-rv) SDSU	N, NCAA-2R	25-53	.472	9-22	.409	17-30	.567	13-27	40	12	12	13	3	5	40-36	76
vs. St. John's	3/20	27-59	.458	3-17	.176	7-11	.636	7-25	32	21	6	10	2	7	33-31	64
(-rv) SDSU	N, NCAA-3R	19-58	.328	2-13	.154	9-11	.818	13-20	33	8	5	11	5	6	24-25	49
vs. (4/5) Duke	3/22	30-55	.545	6-14	.429	2-2	1.000	5-28	33	12	16	9	6	7	37-31	68

Win/Loss Margin

	1	2	3	4	5	6	7	8	9	10	11	12	13	14	15	17	18	19	20	21	22	24	26	28	32	=<5	=<10
Win	1	2	1	2	1	1		1	2		1	1	2	1		2	1		1	1	1	2	1	1	1	7	11
Loss		3				1			1	1			1		1			1								3	6

Efficiency Ratings

The National Basketball Association uses a formula to rank the most efficient players in the league. The formula is efficiency = (PTS + REB + AST + STL + BLK) - ((FGA - FGM) + (FTA - FTM) + TO). Below are San Diego State's efficiency ratings for the 2014-15 season.

SEASON EFFICIENCY POINTS

JJ O'Brien	444
Winston Shepard	347
Skylar Spencer	333
Aqeel Quinn	290
Malik Pope	189
Angelo Chol	182
Trey Kell	179
Matt Shrigley	137
Dwayne Polee II	125
Dakarai Allen	107
D'Erryl Williams	27
Kevin Zabo	25
Kibret Woldemichael	5
Parker U'u	0
Ryan Staten	-1
Niksha Federico	-2
TEAM TOTAL	2,516

SEASON EFFICIENCY POINTS PER MINUTE

Malik Pope	.412
Skylar Spencer	.396
Angelo Chol	.381
JJ O'Brien	.375
Winston Shepard	.363
Kibret Woldemichael	.357
TEAM AVERAGE	.346
Aqeel Quinn	.334
Dwayne Polee II	.305
Dakarai Allen	.270
Trey Kell	.252
Matt Shrigley	.217
D'Erryl Williams	.209
Kevin Zabo	.143
Parker U'u	.000
Ryan Staten	-.091
Niksha Federico	-.250

MW EFFICIENCY POINTS

JJ O'Brien	218
Winston Shepard	177
Aqeel Quinn	171
Skylar Spencer	147
Malik Pope	132
Matt Shrigley	95
Angelo Chol	94
Trey Kell	89
Dakarai Allen	55
Dwayne Polee II	20
D'Erryl Williams	5
Kibret Woldemichael	5
Kevin Zabo	2
Niksha Federico	0
Ryan Staten	-2
TEAM TOTAL	1,279

2014-15 Statistics



SIX CONSECUTIVE NCAA TOURNAMENT APPEARANCES ► NINE-TIME MW CHAMPIONS

Individual Game-By-Game (Points/Rebounds/Assists)

Opponent	0	2	3	4	5	10	11	12	13	14	20	21	22	23	24	33	40
	Skylar Spencer	Kevin Zabo	Angelo Chol	Dakarai Allen	Dwayne Polee II	Aqeel Quinn	D'Erryl Williams	Trey Kell	Winston Shepard	Zylan Cheatham	JJ O'Brien	Malik Pope	Parker U'u	Kibret Woldemichael	Ryan Staten	Niksha Federico	Matt Shrigley
CSUN~	4/8/3	4/1/1	8/4/0	6/4/0	11/4/1	15/2/3	0/0/0	4/2/3	14/2/0	INJ	13/7/4	DND	CD	CD	CD	INJ	INJ
(25/rv) UTAH	4/3/0	4/2/0	8/5/0	0/1/0	8/2/1	6/2/0	CD	5/4/0	6/4/0	INJ	12/11/3	DND	CD	CD	CD	INJ	INJ
BAKERSFIELD	1/3/0	7/2/2	6/5/0	5/5/1	13/5/2	4/3/2	0/0/0	0/5/1	6/6/0	INJ	5/4/0	4/2/0	CD	CD	CD	INJ	INJ
vs. (rv/-) BYU#	8/9/1	4/2/2	4/3/0	0/0/0	9/3/3	22/5/0	CD	14/4/2	18/8/3	INJ	13/9/6	CD	DNT	DNT	DNT	DNT	INJ
vs. Pittsburgh#	2/2/0	8/0/0	10/3/0	2/2/0	5/1/1	7/2/0	2/0/1	15/2/3	13/7/3	INJ	8/2/1	2/0/0	DNT	DNT	DNT	DNT	INJ
vs. (3/4) Arizona#	1/0/0	0/2/2	5/1/1	4/0/0	11/4/2	4/5/0	CD	14/4/1	14/6/0	INJ	3/6/1	3/0/0	DNT	DNT	DNT	DNT	INJ
SAN DIEGO	4/6/1	0/1/0	5/7/1	5/1/0	14/4/0	INJ	0/0/0	10/5/0	4/4/3	INJ	13/4/1	0/3/0	CD	CD	CD	CD	2/0/1
at (rv/rv) Wash.	5/13/0	4/2/1	5/5/0	5/3/0	3/0/0	INJ	0/0/0	0/3/0	7/6/0	INJ	2/5/1	0/1/1	DNT	DNT	DNT	DNT	5/1/1
LBSU	8/8/0	3/1/0	2/4/0	2/3/0	16/5/1	INJ	CD	8/0/1	10/4/3	INJ	8/6/0	CD	CD	CD	CD	CD	3/3/1
at Cincinnati	6/6/0	CD	4/2/0	0/1/0	9/3/0	6/2/0	CD	11/5/1	17/4/5	INJ	6/5/3	CD	DNT	DNT	DNT	DNT	3/1/2
BALL ST.	10/6/1	3/0/0	2/1/0	4/0/0	2/2/0	9/6/0	6/2/0	3/2/2	15/2/5	INJ	13/6/3	0/1/0	CD	CD	CD	CD	3/1/0
UC RIVERSIDE	2/3/2	0/0/0	INJ	5/3/2	0/1/0	18/2/0	4/2/1	5/4/2	7/2/1	INJ	12/8/4	5/2/0	0/2/0	0/1/0	0/0/0	0/0/0	3/5/1
SD CHRISTIAN	4/5/0	5/1/0	8/1/0	4/3/0	INJ	0/3/3	4/3/2	6/2/2	12/5/1	INJ	9/3/3	7/6/4	2/4/0	0/0/0	0/1/0	0/1/0	11/0/1
AIR FORCE*	4/4/0	CD	6/5/1	2/0/1	INJ	9/3/3	0/1/0	6/2/0	7/4/3	INJ	10/5/3	0/1/1	CD	CD	CD	CD	9/2/0
at Fresno St.*	1/6/1	CD	2/6/0	2/3/0	INJ	19/5/3	3/2/1	2/7/0	12/2/0	INJ	0/3/3	2/0/0	DNT	DNT	DNT	DNT	14/2/0
NEW MEXICO*	0/7/0	CD	10/2/1	4/2/1	INJ	7/2/0	INJ	5/4/1	20/9/2	INJ	2/4/5	0/2/0	INJ	CD	CD	CD	8/2/1
at (25/rv) Wyo.*	4/3/0	CD	3/5/0	4/3/1	INJ	14/1/2	CD	12/2/0	10/6/2	RS	8/3/1	5/2/0	INJ	DNT	DNT	DNT	0/2/1
UNLV*	3/3/0	CD	8/2/0	5/1/0	INJ	14/3/2	0/0/0	4/3/3	6/5/3	RS	11/10/2	2/1/0	INJ	CD	CD	CD	0/2/3
at Air Force*	2/5/1	INJ	5/4/0	4/4/2	INJ	17/1/4	0/0/0	9/2/2	11/7/7	RS	11/3/3	9/4/0	INJ	DNT	DNT	DNT	9/1/1
at (rv/rv) CSU* 1/2/1	INJ	0/0/1	2/1/0	INJ	10/4/1	CD	6/1/1	2/4/1	RS	14/5/2	22/7/2	INJ	DNT	DNT	DNT	DNT	16/4/2
FRESNO ST.*	1/4/0	INJ	10/7/0	3/5/1	INJ	16/2/0	0/0/0	ILL	11/9/1	RS	12/4/2	3/4/0	INJ	0/0/0	0/0/0	0/0/0	2/3/0
UTAH ST.*	8/7/0	0/0/1	2/3/0	3/4/1	INJ	15/1/1	0/0/1	5/2/4	4/3/1	RS	4/6/4	13/4/1	INJ	3/0/0	0/0/1	0/0/0	5/0/2
at Nevada*	5/4/0	CD	4/2/0	3/1/0	INJ	11/3/2	CD	4/1/5	7/7/2	RS	18/4/3	4/5/0	INJ	DNT	DNT	DNT	9/0/1
at Boise St.*	1/5/0	CD	0/0/0	0/1/1	INJ	5/3/0	CD	2/2/1	12/6/0	RS	18/10/3	2/6/1	INJ	DNT	DNT	DNT	6/1/0
(-rv) WYO.*	4/5/0	0/1/0	3/7/0	4/2/1	INJ	18/3/3	0/2/0	3/3/1	18/1/3	RS	3/5/3	5/3/1	INJ	4/1/0	0/0/1	0/0/0	5/0/1
(-rv) CSU*	9/6/0	CD	2/0/0	CD	INJ	8/4/3	CD	4/4/2	19/11/3	RS	18/4/2	9/3/0	INJ	CD	CD	CD	3/1/1
at New Mexico*	2/11/0	CD	6/3/0	0/0/0	INJ	20/2/2	CD	5/2/4	6/2/1	RS	8/4/4	16/3/1	INJ	DNT	DNT	DNT	0/0/1
at San José St.*	4/4/0	0/1/0	1/1/0	5/0/0	3/0/0	7/2/3	0/0/0	12/3/2	20/6/2	RS	15/6/2	3/0/0	INJ	DNT	DNT	DNT	0/3/2
(-rv) BOISE ST.*	2/5/0	CD	2/5/0	0/0/0	INJ	7/5/0	CD	3/3/1	16/2/2	RS	8/3/1	5/2/0	INJ	CD	CD	CD	3/1/1
at UNLV*	0/3/0	CD	4/2/0	2/2/1	3/0/1	7/2/0	CD	7/1/0	10/8/4	RS	22/6/2	0/5/1	INJ	DNT	DNT	DNT	5/2/1
NEVADA*	4/2/0	0/0/0	8/4/0	0/1/1	12/2/1	12/1/5	0/0/0	1/2/1	11/6/0	RS	9/3/2	7/3/1	INJ	0/0/0	0/0/0	CD	3/5/3
at UNLV (QF)`	3/2/0	CD	7/2/0	0/0/0	3/2/2	21/5/2	ILL	4/2/2	12/10/1	RS	15/4/2	2/0/0	INJ	DNT	DNT	DNT	0/0/1
vs. CSU (SF)`	2/6/0	CD	0/1/0	0/0/0	12/6/0	16/2/0	CD	0/1/2	16/5/2	RS	8/3/4	0/1/1	INJ	DNT	DNT	DNT	2/4/1
vs. Wyo. (CH)`	2/7/0	CD	0/1/0	CD	2/1/1	0/1/2	CD	2/2/1	6/7/2	RS	12/5/2	13/2/0	INJ	DNT	DNT	DNT	6/1/0
vs. St. John's (2R)^	10/7/0	CD	0/5/1	0/0/0	15/3/0	2/2/5	CD	6/3/1	7/5/1	RS	18/4/2	6/7/1	INJ	DNT	DNT	DNT	12/2/1
vs. (4/5) Duke (3R)^	2/4/0	CD	4/2/0	CD	4/4/0	6/2/0	CD	0/4/4	13/5/0	RS	8/7/1	6/2/0	INJ	DNT	DNT	DNT	6/0/0

Bold and red indicates players started. CD – Did Not Play–Coach's Decision. DND - Did Not Dress. DNT - Did Not Travel. INJ – Did Not Play-Injured. SUSP - Suspension. ILL - Illness. RS - Redshirted. ~ - EA SPORTS Maui Invitational Opening Round (Campus Sites). # - EA SPORTS Maui Invitational Championship Round (Lahaina Civic Center; Lahaina, Hawaii). * Mountain West game. ` - Mountain West Men's Basketball Championship (Thomas & Mack Center; Las Vegas, Nev.). ^ - NCAA Championship, Second/Third Rounds (Time Warner Cable Arena; Charlotte, N.C.).

Starting Lineups

F	F	C	G	G	W-L	Record As SDSU Starter	Season	Career*
Polee II	O'Brien	Spencer	Shepard	Kell	6-3	Dakarai Allen	0-0	1-0
Shepard	O'Brien	Spencer	Quinn	Kell	5-1	Trey Kell	11-4	11-4
Shepard	O'Brien	Spencer	Quinn	Shrigley	14-3	JJ O'Brien	27-9	79-25
Polee II	O'Brien	Spencer	Shepard	Quinn	2-2	Dwayne Polee II	8-5	8-5
						Aqeel Quinn	21-6	22-6
						Winston Shepard	27-9	57-15
						Matt Shrigley	14-3	17-3
						Skylar Spencer	27-9	58-14

* Aztec career

2014-15 Statistics



SIX CONSECUTIVE NCAA TOURNAMENT APPEARANCES ► NINE-TIME MW CHAMPIONS

Individual Superlatives

Category	San Diego State	Opponent
Points Scored	22 - JJ O'Brien at UNLV, Malik Pope at Colorado State, Aqeel Quinn vs. BYU	29 - J.J. Avila Colorado State (1-24-15)
Field Goals	11 - JJ O'Brien at UNLV (3-4-15)	12 - Jahil Okafor, Duke (3-22-15); J.J. Avila Colorado State (1-24-15)
Field Goals Attempted	19 - JJ O'Brien at UNLV (3-4-15)	24 - Tyler Haws, Brigham Young (11-24-14)
Highest FG Percentage (min. 5 made)	.857 (6-7) - Matt Shrigley at Colorado State (1-24-15)	1.000 (6-6) - Derek Cooke Jr., Wyoming (2-11-15)
Highest FG Percentage (min. 10 made)	.579 (11-19) - JJ O'Brien at UNLV (3-4-15)	.750 (12-16) - Jahil Okafor, Duke (3-22-15); J.J. Avila Colorado State (1-24-15)
3-Point Field Goals Made	6 - Aqeel Quinn vs. Brigham Young (11-24-14)	5 - Rashad Muhammad, San Jose State (2-21-15); Tyler Haws, Brigham Young (11-24-14)
3-Point Field Goals Attempted	15 - Aqeel Quinn vs. Brigham Young (11-24-14)	10 - Jaylen Bland, UC Riverside (12-22-14)
3-Point Field Goal Percentage (min. 4 made)	1.000 (4-4) - Malik Pope at Colorado State (1-24-15)	.667 (4-6) - Mike Caffey, Long Beach State (12-10-14)
3-Point Field Goal Percentage (min. 5 made)	.833 (5-6) - Aqeel Quinn at UNLV (3-12-15)	.625 (5-8) - Rashad Muhammad, San José State (2-21-15)
Free Throws	9 - Trey Kell at Wyoming (1-14-15)	9 - Stanley Johnson, Arizona (11-26-14)
Free Throws Attempted	12 - Trey Kell vs. St. John's (3-20-15), Winston Shepard at UNLV (3-12-15)	10 - Derrick Marks, Boise State; Stanton Kidd, Colorado State; Stanley Johnson, Arizona
Free Throw Percentage (min. 7 made)	.900 (9-10) - Trey Kell at Wyoming (1-14-15)	.900 (9-10) - Stanley Johnson (11-26-14)
Free Throw Percentage (min. 10 made)	NA	.900 (9-10) - Stanley Johnson (11-26-14)
Offensive Rebounds	6 - Skylar Spencer at Washington (12-7-14)	7 - AJ West, Nevada (2-4-15)
Defensive Rebounds	8 - JJ O'Brien vs. Utah (11-18-14)	12 - Christian Wood, UNLV (3-4-15)
Total Rebounds	13 - Skylar Spencer at Washington (12-7-14)	16 - Christian Wood, UNLV (3-4-15)
Assists	7 - Winston Shepard at Air Force (1-20-15)	7 - Chris Anderson, San Diego (12-4-14)
Blocked Shots	6 - Skylar Spencer vs. Colorado State (2-14-15), vs. CSUN (11-14-14)	7 - Jakob Poeltl, Utah (11-18-14)
Steals	5 - Dwayne Polee vs. Nevada (3-7-15), JJ O'Brien at Air Force (1-20-15)	4 - Justise Winslow, Duke (3-22-15); Marvelle Harris, Fresno State (1-3-15); Kamryn Williams, AFA (12-31-14)
Minutes Played	48 - JJ O'Brien vs. Brigham Young (11-24-14)	48 - Tyler Haws, Brigham Young (11-24-14)

Team Superlatives

SDSU High	SDSU Low	Category	Opponent High	Opponent Low
92 vs. Brigham Young (11-24-14)	36 at Washington (12-7-14)	Points Scored	87 vs. Brigham Young (11-24-14)	27 vs. Bakersfield (11-20-14)
32 vs. Brigham Young (11-24-14)	11 at Washington (12-7-14)	Field Goals	30 vs. Duke (3-22-15), vs. BYU (11-24-14)	12 vs. Bakersfield (11-20-14)
66 vs. Brigham Young (11-24-14)	44 vs. Long Beach State (12-10-14)	Field Goals Attempted	78 vs. Brigham Young (11-24-14)	42 vs. Wyoming (3-14-15)
.596 at San Jose State (2-21-15)	.204 at Washington (12-7-14)	FG Percentage	.545 vs. Duke (3-22-15)	.214 vs. Bakersfield (11-20-14)
13 at Air Force (1-20-15)	2 vs. Duke, at Boise, vs. FS, vs. UNLV, at UW	3-Point Field Goals Made	13 vs. Brigham Young (11-24-14)	1 vs. FS, vs. AFA, vs. Bakersfield
27 vs. UCR (12-22-14), vs. BYU (11-24-14)	6 vs. Fresno State (1-27-15)	3-Point Field Goals Attempted	30 vs. BYU (11-24-14)	6 vs. CSUN (11-14-14)
.591 at Air Force (1-20-15)	.105 at Boise State (2-8-15)	3-Point Field Goal Percentage	.571 at Colorado State (1-24-15)	.050 vs. Bakersfield (11-20-14)
20 vs. CSU, vs. FS, vs. Ball St., vs. CSUB	4 at Boise State (2-8-15)	Free Throws Made	20 vs. Arizona (11-26-14)	2 vs. Duke, vs. LBSU, vs. CSUB
31 vs. Brigham Young (11-24-14)	8 at Boise (2-8-15), vs. USU (1-31-15)	Free Throws Attempted	24 vs. Arizona (11-26-14)	2 vs. Duke (3-22-15), vs. LBSU (12-10-14)
.900 vs. Wyoming (3-14-15)	.481 vs. San Diego (12-4-14)	Free Throw Percentage	1.000 vs. vs. Duke (3-22-15), LBSU (12-10-14)	.400 vs. Wyo. (2-11-15), vs. CSUB (11-20-14)
21 at Washington (12-7-14)	5 vs. Pittsburgh (11-25-14)	Offensive Rebounds	19 at New Mexico (2-17-15)	3 at Fresno State (1-4-15)
33 vs. Brigham Young (11-24-14)	15 at Nevada (2-4-15)	Defensive Rebounds	30 vs. Boise State (2-28-15)	13 at Air Force (1-20-15)
48 vs. Brigham Young (11-24-14)	21 vs. Pittsburgh (11-25-14)	Total Rebounds	45 vs. Bakersfield (11-20-14)	19 at Air Force (1-20-15)
21 at Fresno State (1-4-15)	8 vs. Duke (3-22-15), vs. CSU (3-13-15), vs. SDC (12-27-14)	Fouls	24 vs. BYU (11-24-14), vs. CSUB (11-20-14)	10 vs. Wyoming (3-14-15)
1 vs. Boise, at CSU, at FS, vs. CSUN	0 - many times	Fouled Out	1 - nine times	0 - many times
20 at Air Force (1-20-15)	4 vs. FS, at Washington, vs. Utah	Assists	16 vs. Duke (3-22-15)	4 vs. Nev. (3-7-15), vs. FS (1-27-15)
18 at Fresno State, at Cinn., vs. LBSU	4 vs. Wyoming (3-14-15)	Turnovers	23 vs. Bakersfield (11-20-14)	5 at Colorado State (1-24-15)
10 vs. Pittsburgh (11-25-14)	1 at SJSU (2-21-15), Washington (12-7-14)	Blocked Shots	10 vs. Utah (11-18-14)	1 - six times
16 vs. San Diego Christian (12-27-14)	2 vs. Wyo. (3-14-15), at CSU (1-24-15)	Steals	11 at Fresno State (1-4-15)	0 vs. Wyoming (3-14-15)
44 at UNLV (3-12-15)	12 (1st) vs. Bakersfield (11-20-14)	Points/Half	40 (1st) at Colorado State (1-24-15)	11 (1st) vs. UC Riverside (12-22-14)
.632 (1st) at San Jose State (2-21-15)	.167 (1st) at Washington (12-7-14)	FG Percentage/Half	.591 (2nd) at Cincinnati (12-17-14)	.188 (1st) vs. Bakersfield (11-20-14)
4 vs. Fresno State, vs. BYU, vs. CSUN	0 at Washington (12-7-14)	Double-Figure Scorers	4 vs. Brigham Young (11-24-14)	0 - five times
+17 at Fresno State (1-4-15)	-14 vs. Pittsburgh (11-25-14)	Rebound Margin	+14 vs. Pittsburgh (11-25-14)	-17 at Fresno State (1-4-15)
+23 at Air Force (1-20-15)	-15 at Fresno State (1-4-15)	Halftime Scoring Margin	+15 at Fresno State (1-4-15)	-23 at Air Force (1-20-15)

2014-15 Statistics



SIX CONSECUTIVE NCAA TOURNAMENT APPEARANCES ► NINE-TIME MW CHAMPIONS

Game-By-Game Biggest Leads/Time In Lead

Date	Opponent	SDSU Result	SDSU Big Opp Big			SDSU in			Opp in			Paint		Off TOs		2nd Ch.		Bench	
			Lead	Lead	Ties	LC	Lead	Lead	Tied	SD Opp	SD Opp	SD Opp	SD Opp	SD Opp	SD Opp	SD Opp	SD Opp		
Nov. 14	CSUN~	W 79-58	22	4	2	1	! 31:58	4:36	3:23	40	36	21	19	17	5	33	12		
Nov. 18	(25/rv) UTAH	W 53-49	10	3	3	7	31:44	5:52	2:20	22	18	16	8	16	15	20	16		
Nov. 20	BAKERSFIELD	W 51-27	27	0	0	0	! 39:05	0:00	0:24	14	22	21	0	5	4	26	13		
Nov. 24	vs. (rv/-) Brigham Young#	2ot-W 92-87	11	5	6	4	42:20	2:58	4:11	40	28	13	15	22	15	30	29		
Nov. 25	vs. Pittsburgh#	W 74-57	25	2	1	1	! 37:43	0:38	1:39	38	20	23	12	8	16	31	17		
Nov. 26	vs. (3/4) Arizona#	L 59-61	6	6	7	13	19:21	13:09	7:12	24	18	9	22	14	12	16	21		
Dec. 4	SAN DIEGO	W 57-48	14	0	0	0	! 38:36	0:00	1:21	20	24	13	11	10	11	12	16		
Dec. 7	at (rv/rv) Washington	L 36-49	2	21	1	1	0:47	36:50	2:23	16	16	6	7	14	15	19	7		
Dec. 10	LONG BEACH STATE	W 60-59	12	8	4	3	20:31	14:44	4:45	30	12	17	19	12	7	10	12		
Dec. 17	at Cincinnati	ot-L 62-71	7	11	12	12	25:42	12:41	6:34	36	28	18	21	12	14	13	25		
Dec. 20	BALL STATE	W 70-57	17	2	2	2	! 36:54	1:44	1:22	36	26	19	14	18	10	20	4		
Dec. 22	UC RIVERSIDE	W 61-33	29	2	2	3	! 37:53	0:54	1:04	18	24	14	6	4	5	17	9		
Dec. 27	SAN DIEGO CHRISTIAN	W 72-50	32	0	0	0	! 39:39	0:00	0:21	38	20	25	6	5	9	41	15		
Dec. 31	AIR FORCE*	W 53-49	19	0	0	0	! 37:35	0:00	2:25	30	36	20	10	13	6	17	11		
Jan. 3	at Fresno State*	L 57-59	0	18	1	0	0:00	39:27	0:33	18	16	2	21	7	3	23	2		
Jan. 6	NEW MEXICO*	W 56-42	15	0	0	0	! 39:34	0:00	0:26	32	18	15	5	12	4	19	21		
Jan. 14	at (25/rv) Wyoming*	W 60-52	12	4	0	5	! 32:40	7:12	0:18	20	20	16	2	15	2	24	0		
Jan. 17	UNLV*	W 53-47	8	11	5	2	10:00	27:41	2:19	36	18	12	8	8	4	19	0		
Jan. 20	at Air Force*	W 77-45	32	0	0	0	! 39:47	0:00	0:13	22	24	19	11	12	2	27	29		
Jan. 24	at (rv/rv) Colorado State*	L 73-79	0	17	0	0	0:00	39:33	0:27	22	22	10	8	13	11	30	12		
Jan. 27	FRESNO STATE*	W 58-47	17	1	4	2	! 38:43	0:15	1:02	26	32	14	19	4	8	16	14		
Jan. 31	UTAH STATE*	W 62-42	28	3	3	1	! 34:42	2:09	3:09	28	12	15	8	14	14	26	11		
Feb. 4	at Nevada*	W 65-63	12	9	4	4	! 25:57	10:29	3:34	34	32	14	18	10	17	15	15		
Feb. 8	at Boise State*	L 46-61	0	17	0	0	0:00	39:09	0:51	32	14	6	25	11	6	6	10		
Feb. 11	(-/rv) WYOMING*	W 67-41	29	0	1	0	! 39:31	0:00	0:29	22	22	16	8	7	3	19	5		
Feb. 14	(-/rv) COLORADO STATE*	W 72-63	17	1	2	4	! 38:13	0:32	0:49	36	32	9	13	12	15	15	17		
Feb. 17	at New Mexico*	W 63-46	20	0	1	0	! 38:36	0:00	1:24	28	20	14	9	9	17	27	12		
Feb. 21	at San José State	W 74-56	20	7	5	8	26:11	9:54	3:55	44	12	28	11	12	4	28	0		
Feb. 28	(-/rv) BOISE STATE*	L 46-56	9	10	4	2	25:40	9:05	5:15	28	24	9	8	7	10	10	19		
Mar. 4	at UNLV*	W 60-58	5	5	5	8	21:39	15:05	3:16	34	28	16	6	10	5	16	22		
Mar. 7	NEVADA*	W 67-43	27	1	0	2	! 38:04	0:24	1:32	44	14	21	2	7	10	19	10		
Mar. 12	at UNLV (QF)`	W 67-64	7	7	3	1	15:31	21:31	2:56	20	38	10	12	5	14	16	9		
Mar. 13	vs. Colorado State (SF)`	W 56-43	15	4	1	3	! 34:19	3:31	2:00	28	18	6	4	13	6	12	5		
Mar. 14	vs. Wyoming (CH)`	L 43-45	5	12	2	6	7:50	29:55	2:15	18	6	15	2	5	3	21	1		
Mar. 20	vs. St. John's (2R)^	W 76-64	14	5	2	10	! 34:30	3:27	1:39	30	40	10	13	18	5	24	0		
Mar. 20	vs. (4/5) Duke (3R)^	L 49-68	0	25	0	0	0:00	38:13	1:47	28	44	12	14	18	2	16	5		

Caps denotes home game. ~ - EA SPORTS Maui Invitational Opening Round (Campus Site). # - EA SPORTS Maui Invitational Championship Round (Lahaina Civic Center; Lahaina, Hawaii). * - Mountain West Game. ` - Mountain West Men's Basketball Championship (Thomas & Mack Center; Las Vegas, Nev.). ^ - NCAA Championship, Second/Third Rounds (Time Warner Cable Arena; Charlotte, N.C.). Number in parentheses to the left of team name indicates opponent national ranking at game time. Number to the left of team name in brackets indicates opponent seed. ! - Next to time indicates SDSU did not trail in the second half.

LEADS AND DEFICITS

SDSU Biggest Halftime Lead
SDSU Biggest Halftime Lead Lost
SDSU Biggest Halftime Lead Lost in a Loss
SDSU Biggest Halftime Deficit
SDSU Biggest Halftime Deficit Overcome
SDSU Biggest Halftime Deficit Overcome for Victory
SDSU Biggest Lead
SDSU Biggest Lead Lost
SDSU Biggest Lead Lost in a Loss
SDSU Biggest Deficit
SDSU Biggest Deficit Overcome
SDSU Biggest Deficit Overcome in a Victory

SEASON

23 at Air Force (1-20-15)
8 vs. Brigham Young (11-24-14)
3 vs. Boise State (2-28-15)
15 at Fresno State (1-3-15)
15 at Fresno State (1-3-15)
7 vs. UNLV (1-17-15)
32 at Air Force (1-20-15), vs. SDC (12-27-14)
12 at Nevada (2-4-15), vs. LBSU (12-10-14)
9 vs. Boise State (2-28-15)
25 vs. Duke (3-22-15)
18 at Fresno State (1-3-15)
11 vs. UNLV (1-17-15)

MOUNTAIN WEST GAME

23 at Air Force (1-20-15)
6 at San Jose State (2-21-15)
3 vs. Boise State (2-28-15)
15 at Fresno State (1-3-15)
15 at Fresno State (1-3-15)
7 vs. UNLV (1-17-15)
32 at Air Force (1-20-15)
12 at Nevada (2-4-15)
9 vs. Boise State (2-28-15)
18 at Fresno State (1-3-15)
18 at Fresno State (1-3-15)
11 vs. UNLV (1-17-15)

2014-15 Statistics



SIX CONSECUTIVE NCAA TOURNAMENT APPEARANCES ► NINE-TIME MW CHAMPIONS

Miscellaneous Statistics

SEASON	Team Leader -----			Games With -----					Double-Doubles	
	Points	Rebounds	Assists	10+ Pts	20+Pts	30+Pts	10+Rebs	10+Ass.	Point/Reb.	Point/Ast.
Dakarai Allen										
Kevin Zabo										
Angelo Chol		4		3						
Niksha Federico										
Trey Kell	2	2	7	7						
JJ O'Brien	6	10	17	19	1		3		3	
Dwayne Polee II	4	1	3	8						
Malik Pope	2	2	4	4	1					
Aqeel Quinn	14	2	11	16	3					
Winston Shepard	12	14	14	23	2		2		2	
Matt Shrigley			3	4						
Skylar Spencer		12		2			2			
Ryan Staten										
Parker U'u										
D'Erryl Williams										
Kibret Woldemichael										
Kevin Zabo			3							

CAREER	Team Leader -----			Games With -----					Double-Doubles	
	Points	Rebounds	Assists	10+ Pts	20+Pts	30+Pts	10+Rebs	10+Ass.	Point/Reb.	Point/Ast.
Dakarai Allen			1							
Kevin Zabo										
Angelo Chol		3		4						
Niksha Federico										
Trey Kell	2	1	7	7						
JJ O'Brien	12	19	25	46	1		12		8	
Dwayne Polee II	7	3	3	28			1		1	
Malik Pope	2	3	4	4	1					
Aqeel Quinn	14	3	14	28	3					
Winston Shepard	19	17	28	53	3		3		3	
Matt Shrigley	1		3	13						
Skylar Spencer		14		8			4			
Ryan Staten										
Parker U'u										
D'Erryl Williams			2							
Kibret Woldemichael										
Kevin Zabo			3							

DUNKS	SEASON	GM. HIGH
Skylar Spencer	17	1
Angelo Chol	9	1
Malik Pope	9	2
Winston Shepard	7	2
Dwayne Polee II	6	2
JJ O'Brien	5	1
Dakarai Allen	3	1
Trey Kell	2	1
TOTAL	58	6

TOP SCORING PERFORMANCES
22, JJ O'Brien at UNLV* (3-4-15)
22, Malik Pope at Colorado State* (1-24-13)
22, Aqeel Quinn vs. Brigham Young (11-24-14)
21, Aqeel Quinn at UNLV^ (3-12-15)
20, Winston Shepard at San Jose State* (2-21-15)
20, Aqeel Quinn at New Mexico* (2-17-15)
20, Winston Shepard vs. New Mexico* (1-6-15)

TOP REBOUNDING PERFORMANCES
13, Skylar Spencer at Washington (12-7-14)
11, Skylar Spencer at New Mexico* (2-17-15)
11, Winston Shepard vs. Colorado State* (2-14-15)
11, JJ O'Brien vs. Utah (11-18-14)

- 10, Winston Shepard at UNLV^ (3-12-15)
- 10, JJ O'Brien at Boise State* (2-8-15)
- 10, JJ O'Brien vs. UNLV* (1-17-15)

TOP ASSIST PERFORMANCES
7, Winston Shepard at Air Force* (1-20-15)
6, JJ O'Brien vs. Brigham Young (11-24-14)
5, Aqeel Quinn vs. St. John's~ (3-20-15)
5, Aqeel Quinn vs. Nevada* (3-7-15)
5, Trey Kell at Nevada* (2-4-15)
5, JJ O'Brien vs. New Mexico* (1-6-15)
5, Winston Shepard vs. Ball State (12-20-14)
5, Winston Shepard at Cincinnati (12-17-14)

TOP 3-POINT FG PERFORMANCES
6, Aqeel Quinn vs. Brigham Young (11-24-14)
5, Dwayne Polee II vs. St. John's~ (3-20-15)
5, Aqeel Quinn vs. UC Riverside (12-22-14)
4, Matt Shrigley vs. St. John's~ (3-20-15)
4, Aqeel Quinn at New Mexico* (2-17-15)
4, Aqeel Quinn vs. Wyoming* (2-11-15)
4, Malik Pope at Colorado State* (1-24-13)
4, Matt Shrigley at Colorado State* (1-24-13)
4, Matt Shrigley at Fresno State* (1-3-15)

TOP STEALS
5, Dwayne Polee II vs. Nevada* (3-7-15)
5, JJ O'Brien at Air Force* (1-20-15)
4, Dakarai Allen vs. Utah State* (1-31-15)
4, JJ O'Brien at Cincinnati (12-17-14)
4, Dwayne Polee II vs. Utah (11-18-14)
4, Aqeel Quinn vs. at UNLV* (3-4-15) Utah (11-18-14)

GAMES MISSED
Parker U'u20
Dwayne Polee II16
Matt Shrigley6
Niksha Federico3
Trey Kell3
Aqeel Quinn3
Malik Pope2
D'Erryl Williams2
Angelo Chol1
TOTAL56

Does not include Zylan Cheatham who missed the first 16 games of the season prior to redshirting.
* - conference game. ^ - conference tournament game.

2014-15 Statistics



SIX CONSECUTIVE NCAA TOURNAMENT APPEARANCES ► NINE-TIME MW CHAMPIONS

Miscellaneous Statistics

San Diego State's Record When...

Category	2014-15 Season	Fisher Era	SDSU Streak	Note
Home	16-1	202-53	Won 1	SDSU is 36-1 in its last 37 home games and 56-3 in its last 59 home games
Away	7-5	92-106	Won 4	SDSU is 42-18 in its last 60 road games; Aztecs are 43-13 in last 56 road games vs. non-top 25 teams
Neutral	4-3	45-25	Lost 1	Aztecs have won 25 of the last 37 games at neutral sites
Scoring First	18-2		Won 15	SDSU is 87-17 in its last 104 games in which it has scored first
Opponent Scores First	9-7		Lost 2	SDSU is 54-19 in its last 73 games in which the opponent has scored first
Leading at Half	22-1	261-44	Won 3	SDSU is 22-1 in its last 23 games when ahead at half. Last Loss: vs. Boise (2-28-15); 48-1 in last 49 at home
Trailing at Half	5-8	63-136	Lost 2	SDSU is 25-27 since the beginning of the 2010-11 season when trailing at halftime
Tied at Half	0-0	15-5	Won 1	SDSU is 6-2 in last eight games that have been tied at half
Leading with 5:00 Left	25-0		Won 145	SDSU is 133-0 in this category since the beginning of the 2010-11 campaign; Last loss: at Wyoming (1-9-10)
Trailing with 5:00 Left	2-9		Lost 2	SDSU is 5-26 in its last 31; Last win: at UNLV (3-4-15)
Tied with 5:00 Left	0-0		Won 2	at Boise State (2-5-14), at UNLV (3-1-14) are recent games that were tied with five minutes to play
In Overtime	1-1	19-14	Lost 1	SDSU is 18-2 in its last 20 overtime games. Last loss: at Cincinnati (12-17-14)
SDSU Outrebounds Opp.	19-4	247-76	Won 1	SDSU is 104-16 in its last 120 games when outrebounding foe. Last loss: at Boise State (2-8-15)
SDSU is Outrebounded	6-4	83-103	Won 1	SDSU is 32-18 in its last 50 games when outrebounded
Opp. Commits More TOs	18-2	202-62	Lost 1	SDSU is 19-2 in its last 21 when committing fewer turnovers. Last loss: vs. Wyoming (3-14-15)
SDSU Commits More TOs	7-7	115-111	Lost 1	SDSU is 47-19 in its last 66 games when committing more turnovers
SDSU More FT Attempts	22-3	251-63	Lost 1	SDSU is 106-13 in its last 119 games in the category. Last loss: vs. Duke (3-22-15)
Opp. More FT Attempts	5-5	78-118	Won 2	SDSU is 31-22 in its last 53 games in this category. Last win: at UNLV (3-4-15)
SDSU Shoots Better than Opp.	20-3	272-38	Won 8	SDSU is 124-5 in last 129. Ls: at UNLV (2012), vs. Ariz. (2012), vs. Ariz. (2014), at FS (2015), at CSU (2015)
Opp. Shoots Better than SDSU	7-6	62-144	Lost 2	SDSU is 26-30 since the beginning of the 2010-11 season when the opponent has a higher FG pct.
SDSU Shoots 50% or Better	4-0	121-14	Won 50	Won 50 straight games; Last loss: at No. 15 UNM (2-6-10); Won 59 straight at home (UNLV, 1-26-02)
SDSU Shoots 40-50%	15-3	164-78	Won 10	SDSU is 65-10 in its last 75 and 40-5 in last 45; Last loss: at CSU (1-24-15)
SDSU Shoots 40% or Less	8-6	54-93	Lost 4	SDSU is 31-26 in last 57 games; SDSU is 36-0 since Feb. 22, 2012 at home when shooting at least 38.9 pct.
Opp. Shoots 50% or Better	0-1	23-58	Lost 3	No visiting team has done it at Viejas in last 39 games (UNLV, 1-16-13)
Opp. Shoots 40-50%	10-3	137-104	Won 4	Last loss: at Boise State (2-8-15)
Opp. Shoots 40% or Less	16-5	179-23	Lost 1	SDSU is 89-10 in last 99 games. Last loss: vs. Boise State (2-28-15)
SDSU Bench Outscores Opp.	19-5	190-76	Lost 1	SDSU is 92-16 in this category since the beginning of the 2010-11 season; Aztecs are 60-12 in last 72 games
Opp. Bench Outscores SDSU	6-4	141-100	Won 1	SDSU is 45-18 in this category since the beginning of the 2010-11 season
SDSU Scores Less Than 60	8-7	34-65	Lost 2	SDSU is 20-15 in its last 35 games when scoring less than 60 points
SDSU Scores Between 60-69	10-1	98-77	Won 9	SDSU is 44-16 in its last 60 games. Last losses: at Wyoming (2-11-14), vs. No. 4/5 Arizona (3-27-14), at Cincinnati (12-17-14)
SDSU Scores Between 70-79	8-1	123-25	Won 3	The Aztecs are 20-1 in last 21 and 64-4 in their last 68. Last loss: at Colorado State (1-24-15)
SDSU Scores Between 80-89	0-0	64-16	Won 9	SDSU is 16-2 in its last 18 games when scoring between 80-89 points
SDSU Scores Between 90-99	1-0	18-2	Won 13	The Aztecs have won 13 straight games and are 18-2 under Steve Fisher in this category
SDSU Scores 100+	0-0	2-0	Won 25	The Aztecs have won 25 straight games when reaching triple digits
Opp. Scores Less Than 60	22-4	172-17	Lost 1	SDSU is 99-7 in the category in last 106 games; Last loss: vs. Wyoming (3-14-15) SDSU is 73-1 the last 74 home games when holding the opponent to 60 points or less (vs. Boise State)
Opp. Scores Less Than 50	14-2	64-3	Lost 1	SDSU is 49-2 in last 51 games. Last loss: vs. Wyoming (3-14-15); SDSU is 49-0 under Fisher at home
Opp. Scores Between 50-59	7-2	107-14	Won 1	SDSU is 21-3 in last 24 games; 38-1 in last 39 home games; 60-4 under Fisher at home
Opp. Scores Between 60-69	4-3	104-49	Lost 1	SDSU is 36-13 in the category since the start of 2010-11. Last loss: at Boise State (2-8-15) and vs. Duke (3-22-15)
Opp. Scores Between 70-79	0-2	56-64	Lost 3	SDSU is 13-12 in its last 25 games when allowing between 70-79 points
Opp. Scores Between 80-89	1-0	6-38	Won 2	SDSU is 2-4 since the beginning of the 2010-11 season in this category.
Opp. Scores Between 90-99	0-0	1-14	Won 1	SDSU snapped a 24-game losing streak in the category by winning at TCU (3-3-12)
Opp. Scores 100+	0-0	0-3	Lost 9	
Wearing Black	5-5		Lost 1	SDSU is 27-16 in its last 43 games in the black uniforms; Last worn: vs. Duke (3-22-15)
Wearing Red	1-1		Won 1	Aztecs are 15-5 in their last 20 when wearing red since the start of 2010-11; Last worn: at SJSU (2-21-15)
Wearing White	20-3		Won 1	SDSU is 95-13 in white uniforms since the beginning of the 2010-11 season
Wearing Camouflage	0-0	0-1	Lost 1	SDSU lost to No. 9/9 Syracuse (11-11-12)
Wearing Pewter Gray	0-0	3-1	Won 2	Uniforms made its debut vs. USD (12-15-12); also worn against UNLV (1-16-13), FS (2-9-13), BSU (3-13-13)
Wearing Turquoise	1-0	1-0	Won 1	Uniforms made its debut vs. Bakersfield (11-20-14)
On Monday	2-0		Won 7	Aztecs are 6-0 on Monday since the beginning of 2010-11
On Tuesday	6-0		Won 8	SDSU is 23-3 in its last 26 games played on Tuesday. Last loss: at Wyoming (2-11-14)
On Wednesday	6-2		Won 5	SDSU is 35-8 in its last 43 games played on Wednesday
On Thursday	3-0		Won 3	Aztecs played just 17 Thursday games since the start of the 2010-11 season
On Friday	3-0		Won 8	SDSU is 19-2 in its last 21 games played on the day
On Saturday	7-4		Lost 1	SDSU is 46-15 in its last 61 games played on Saturday
On Sunday	0-3		Lost 3	The Aztecs have played only 14 Sunday games since the beginning of the 2010-11 campaign (9-5)
In November	5-1		Lost 1	SDSU is 26-5 in November since the beginning of the 2010-11 campaign
In December	6-2		Won 4	The Aztecs are 36-3 in their last 39 games played in December. Last loss: at Cincinnati (12-17-14)
In January	6-2		Won 2	SDSU is 16-2 in last 18 and 32-6 in last 38 January games
In February	5-2		Lost 1	SDSU is 18-8 in its last 26 games played during the month
In March	5-2		Lost 1	The Aztecs are 36-13 in their last 49 March games

Departed Seniors



SIX CONSECUTIVE NCAA TOURNAMENT APPEARANCES ► NINE-TIME MW CHAMPIONS



JJ O'Brien

Jersey No. 20
Forward, Ht. 6-7, Wt. 215
High School: Alta Loma (Rancho Cucamonga, Calif.)
Previous School: Univ. of Utah (Salt Lake City, Utah)
Birthdate: April 8, 1992
SDSU Letters (3): 2012-13, 2013-14, 2014-15

One of the smartest players Steve Fisher has coached... Blossomed into one of the best all-around players in the Mountain West... Helped SDSU win four NCAA tournament games in three seasons... Started 125 of 127 games and recorded 1,029 points, 622 rebounds and 204 assists in a career that started at Utah and ended at San Diego State... Scored in double figures 46 times, had 13 double-digits rebounding efforts and recorded eight double-doubles.

At San Diego State

Played three seasons and started 104 of 105 games... Guided SDSU to three straight NCAA appearances and to a pair of MW titles... Scored in double figures 40 times and grabbed 10 or more rebounds eight times... Had six double-doubles... Led the team in scoring 12 times, rebounding 19 times and assists 26 times... Finished his career ranked 4th in conference wins (39), 7th in victories (80), 8th in games started (104), 9th in consecutive games started (62), 10th in minutes played (3,077), 17th in rebounds (502), 18th in field-goal percentage (.481), 20th in steals (106) and 26th assists (177).

As A Senior (2014-15 Season)

NCAA Rankings: 72nd in minutes, 126th in field-goal attempts, 210th in steals per game, 243rd in offensive rebounds per game

MW Rankings: 6th in offensive rebounding, 8th in minutes played, 13th in rebounding

All-MW first team and all-defensive team by the league's head coaches... All-MW second team by the media... Named to MW all-tournament team... Started all 36 games, and averaged 10.3 points and 5.2 rebounds, both second-highest figures on the team... Led SDSU with 88 assists and 51 steals... Knocked down a career-high 11 three-pointers, which was more than his first three seasons combined (8)... Scored in double figures 19 times, including one 20-point effort... Had three 10-plus rebounding performances and three double-doubles... Led the team in scoring six times, rebounding 10 times and assists 17 times... Had at least three assists in a game 17 times and

at least one in 34 games... Last 13 road/neutral games: 13.5 points, .484 FG pct., 4.9 rebounds, 2.4 assists, 1.5 steals... Recorded a double-double with a game-high 12 points and a career- and team-best 11 rebounds, and added a team-high three assists vs. No. 25 Utah (11-18-14)... Played 48 of a possible 50 minutes and finished with 13 points, a game-high nine rebounds and a game-high six assists vs. Brigham Young (11-24-14)... Posted his second double-double of the season with 11 points and a game-high 10 rebounds, and added two assists vs. UNLV (1-17-15)... In only 22 minutes, he produced 11 points, three rebounds, three assists, zero turnovers and a career-high five steals at Air Force (1-20-15)... Scored a game-high 18 points on 7-of-14 shooting, and added three assists and a team-best two steals at Nevada (2-4-15)... Led the team with 18 points and led all players with 10 rebounds and three assists at Boise State (2-8-15)... Made season-high six free-throws en route to 18 points vs. Colorado State (2-14-15)... Had a career-high 22 points on a personal-best 11 field goals, and six rebounds, two assists and two steals in 39 turnover-free minutes at UNLV (3-4-15)... Led the team with 18 points on 8-of-12 shooting vs. St. John's (3-20-15) in the second round of the NCAA tournament... Had eight points and led the team with seven rebounds and two steals vs. Duke in the third round of the NCAA tournament (3-22-15).

As A Junior (2013-14 Season)

All-MW honorable mention performer... Played and started 35 of SDSU's 36 games... Only DNP occurred when head coach Steve Fisher elected not to play him (rest) in the McNeese State game (12-21-13)... Averaged a career-high 7.8 points and an Aztec career-best 4.7 rebounds... Had eight double-figure scoring games, two games with at least 10 boards and one double-double... Led the team in scoring and rebounding four times apiece and in assists three times... Started the season by averaging 13.8 points on 62.5-percent shooting and 5.8 rebounds (5 games) before suffering a right hand injury in that fifth game vs. Creighton (11-29-13) when he ultimately

posted 15 points (11 in the second half) and seven rebounds... Played with a heavily bandaged hand for the next eight games, missing one, before removing it for the game at Air Force (1-12-14) where he went for 18 points and 11 rebounds... Scored a career- and team-high 19 points (career-high 7 free throws), and grabbed a team-high six rebounds vs. No. 6/5 Arizona (11-14-13)... Scored 15 points, grabbed seven rebounds and dished three assists vs. No. 20/18 Creighton (11-29-13)... Pulled down nine rebounds and scored seven points at No. 16/17 Kansas (1-5-14)... Posted his first double-double of the season with a team-high 18 points and a career-high-tying 11 rebounds, including a season-high five offensive boards, at Air Force (1-12-14)... Pulled down a team-high 10 rebounds, including a season-high eight on the defensive glass, vs. Colorado State (2-1-14)... Knocked down a three-pointer before finishing with seven points and four rebounds vs. New Mexico State (3-20-14) in the second round of the NCAA tournament... Pulled down five rebounds and scored four points vs. North Dakota State (3-22-14) in the third round of the NCAA tournament... Had six points and four rebounds vs. No. 4/5 Arizona in the NCAA Sweet 16 (3-27-14).

As A Sophomore (2012-13 Season)

MW Rankings: 5th in offensive rebounding, 19th in rebounding

Played in all 34 games, starting 33... The lone non-start was on Senior Day... Averaged 7.2 points on 52.6 percent shooting and 4.5 rebounds... Added 1.5 assists... Scored in double figures in 10 of his final 16 outings, including six of his final 11 games... Scored in double figures 13 times... Led the Aztecs in scoring twice, rebounding five times and assists six times... Logged two double-doubles... Pulled down at least 10 rebounds three times... Finished the season by making 95 of his last 174 shots from the field (54.6 pct.)... Started his first game of his Aztec career vs. No. 9/9 Syracuse and finished with nine points, seven rebounds and a then-career-high-tying two steals... Posted a double-double vs. No. 15/17 New Mexico (1-26-13) with 12 points and 10 rebounds... Was the MW Player of the Week on Jan. 28... Scored a season-high 15 points on a career-high seven field goals at UNLV (2-16-13). He also grabbed a career-high 11 rebounds and had a team-high two assists... Logged a game- and career-high seven assists to go along with 14 points and six boards vs. Nevada (2-23-13)... Produced six points, four rebounds, three assists and a block in the second round of the NCAA tournament vs. Oklahoma (3-22-

13)... Logged two points, one rebound and a blocked shot vs. Florida Gulf Coast (3-24-13) in the third round of the NCAA tournament.

As A Redshirt (2011-12 Season)

Sat out after transferring from Utah prior to the 2011-12 season.

As A Freshman at Utah (2010-11 Season)

Averaged 6.4 points, 5.5 rebounds and 1.2 assists in 27.7 minutes... His average minutes per game was the third-highest among all Utes... Played in 22 games, making 21 starts... The 21 starts were the team's fourth-highest total... His rebounding average was the second best on the team, while his scoring average was fifth... Missed nine games due to a broken foot... In MW games only, finished tied for 10th in rebounding (6.2) and tied for fifth in offensive rebounding (2.4)... Posted six double-figure scoring games and five double-digit rebounding efforts... Posted two double-doubles... Leading rebounder six times... In the opener vs. Grand Canyon (11-12-10), he had six points and a team-best eight rebounds in a starting role... First game back from injury was vs. Butler (12-22-10) and played 16 minutes... Against SDSU (1-8-11), grabbed a team-high 10 boards... Against BYU (1-11-11), he posted 13 points and 11 rebounds... Went for 18 points and a team-high 10 rebounds vs. New Mexico (1-19-11)... Matched his career high with 11 boards at UNM (2-19-11).

High School

Attended Alta Loma High where he averaged 24.0 points, 7.4 rebounds and 2.1 steals in his senior season... Was a McDonald's All-America nominee... Left as the school's all-time leading scorer (2,200 points)... A first-team all-league selection as a senior... Led his squad to a 22-8 record and the third round of the CIF playoffs, the furthest the school had been in more than 20 years... *Long Beach Press-Telegram* Best in the West second-team pick... Was a two-time CIF Div. II first-team choice... As a junior, averaged 27.0 points and 13.0 rebounds... Posted at least 30 points 11 times and reached 40 once... Named Baseline Conference MVP... Graduated as one of the top-15 players in California.

Personal

Full name is Jaleel O'Brien... Born April 8, 1992, in San Diego, Calif... Son of Cathy O'Brien... Has two sisters, Noelle and Malika... Earned his bachelor's degree in communication... Was working on his master's degree in educational leadership in 2014-15.

► Career Statistics														* - Univ. of Utah					
Year	G-GS	Min-Avg.	FG-FGA	Pct.	3P-3PA	Pct.	FT-FTA	Pct.	OR	DR	Reb	Avg.	PF-D	AT	TO	BS	ST	Pts	Avg.
2010-11*	22-21	610-27.7	54-131	.412	2-18	.111	30-51	.588	46	74	120	5.5	50-3	27	39	4	10	140	6.4
2012-13	34-33	919-27.0	111-211	.526	1-5	.200	23-51	.451	82	70	152	4.5	62-2	51	48	14	31	246	7.2
2013-14	35-35	975-27.9	101-220	.459	5-18	.278	67-104	.644	71	92	163	4.7	73-2	38	48	12	24	274	7.8
2014-15	36-36	1183-32.9	149-320	.466	11-35	.314	60-93	.645	79	108	187	5.2	47-0	88	54	7	51	369	10.3
Totals	127-125	3687-29.0	415-882	.471	19-76	.250	180-299	.602	278	344	622	4.9	232-7	204	189	37	116	1029	8.1

REVIEW ► DEPARTED LETTERWINNERS AZTEC BASKETBALL MEDIA GUIDE

Departed Seniors

SIX CONSECUTIVE NCAA TOURNAMENT APPEARANCES ► NINE-TIME MW CHAMPIONS



Dwayne Polee II

Jersey No. 5
Forward, Ht. 6-7, Wt. 200
High School: Westchester (Los Angeles, Calif.)
Previous School: St. John's Univ. (Queens, N.Y.)
Birthdate: Jan. 30, 1992
SDSU Letters (3): 2012-13, 2013-14, 2014-15

An SDSU graduate... Played in the NCAA tournament all four seasons, including three with the Aztecs... Had 28 career double-figure scoring games.

At San Diego State

Played three seasons and 79 games to go with 13 starts... Guided SDSU to two MW titles (2014 regular season, 2015 co-regular season) and three NCAA berths, including the 2014 Sweet 16... Scored in double figures 23 times and had one double-digit rebounding performance... Led the team in scoring seven times, rebounding three times and assists three times... SDSU Division I career rankings: 18th in three-point field-goal percentage (.348).

As A Senior (2014-15 Season)

Played in 20 games, starting 13 times... Averaged 7.8 points and 2.6 rebounds... Had 27 steals, the third most on the team... Scored in double figures eight times... Led the team in scoring three times, rebounding once and assists three times... Recorded multiple steals in eight games... Played the first 12 games of the season, starting nine times... In the 12th game of the season vs. UC Riverside (12-22-14), he collapsed due to cardiac arrhythmia and missed the next 15 games... Returned to action on Feb. 21, at San Jose State (2-21-15)... In the opener, he scored in double figures for a career-long sixth straight game after he registered 11 vs. CSUN (11-14-14)... Matched his then-career high with four steals and blocked a season-high two shots vs. No. 25 Utah (11-18-14)... Scored 13 points and went 6-for-6 from the free throw line, while tallying two assists and three steals vs. Bakersfield (11-20-14)... Tied his career high with three assists vs. Brigham Young (11-24-14)... Registered 11 points in a career-high-tying 31 minutes vs. No. 3/4 Arizona (11-26-14)... Scored a team-high 14 points vs. San Diego (12-4-14)... Made career-high seven free-throws before finishing with a team-high 16 points and five rebounds vs. Long Beach State (12-10-14)... Returned to action for the first time since collapsing vs. UC Riverside in the game at San Jose State (2-21-15) and finished with three points and one steal in 13

minutes of action... Missed the Boise State game (2-28-15) as a precaution, but returned to play 11 minutes at UNLV (3-4-15) and knocked down a three-pointer... Returned to Viejas Arena for the first time since Dec. 22 and registered a game-high 12 points and a career-high five steals in a starting role vs. Nevada (3-7-15)... Scored 12 points with the help of a season-high two three-pointers and pulled down a season-best six rebounds vs. Colorado State (3-13-15) in the MW semifinals... Knocked down a career-high five three-pointers en route to 15 points and had a game-high three steals vs. St. John's (3-20-15) in the second round of the NCAA tournament... Started vs. Duke in the third round of the NCAA tournament (3-22-15) and finished with four points and four rebounds in 20 minutes.

As A Junior (2013-14 Season)

MW Sixth Man of the Year... MW all-tournament selection... Enjoyed a career year, averaging career highs in points (8.5), rebounds (3.3), steals (3.6), blocked shots (1.7), field goals (100), field-goal percentage (.472), three-point field goals (36), three-point field-goal percentage (.391), free throws (45) and free throw percentage (.750)... Ranked first on the team in three-point field-goal percentage and third in scoring and three-point field goals made... Had 13 double-figure scoring games, which led all SDSU reserves, and one double-double... Led the team in team scoring three times and in rebounding twice... Ended the season by scoring in double figures a career-high five straight games (15.0 ppg), grabbing at least one rebound in 15 consecutive outings and logged at least 15 minutes 13 games in a row... Increased his production the final 16 games of the season as he averaged 10.8 points on 50.0-percent shooting and 45.1 percent from three-point range... In those 16 games, he led the team in three-point field goals (23) and shared the lead in steals (23), and had 11 games with at least nine points... In his first 17 games of the season, he reached the nine-point plateau just nine times... In the postseason (MW tournament, NAAs), he averaged 14.0 points on 51.0-percent shooting and connected

on 13 of his 24 three-point attempts (.542)... Scored in double figures in back-to-back games (at Wyoming, vs. Air Force) for the first time since his first two collegiate games while at St. John's in 2010-11... Posted his first career double-double with a career-high 19 points and personal-best 12 rebounds in only 20 minutes vs. St. Katherine (12-27-13)... Set a career-high with four blocked shots vs. UNLV (1-18-14)... Nailed the game-winning three-pointer with 4.2 seconds left at Boise State (2-5-14) and ultimately finished with nine points, one rebound, one assist, a game-high two blocked shots and a steal... Posted 15 points, on a career-high three three-pointers, five rebounds and two steals in only 20 minutes at Wyoming (2-11-14)... Played the top position of the 1-3-1 against No. 21/21 New Mexico (3-8-14) and racked up a career-high four steals, while adding four points and four rebounds, to help clinch the outright MW regular-season championship... Had nine points, three rebounds and a career-high three assists vs. Utah State (3-13-14) in the MW quarterfinals (3-13-14)... Made a career-high three three-pointers, went 7-for-8 from the charity stripe to finish with a game-high 18 points off the bench, while also recording a game-high three steals at UNLV in the MW semifinals (3-14-14)... Made another three three-pointers en route to 14 points vs. No. 20/20 New Mexico (3-15-14) in the finals of the MW Championship... Produced 15 points and six rebounds off the bench vs. New Mexico State (3-20-14) in the second round of the NCAA tournament... Played a season-high 30 minutes and posted 15 points and six boards vs. North Dakota State (3-22-14) in the third round of the NCAA tournament... Finished the season by equaling his career high with a trio of three-pointers in en route to 13 points vs. No. 4/5 Arizona (3-27-14) in the Sweet 16 of the NCAA tournament.

As A Sophomore (2012-13 Season)

Played in 26 games in his first season at SDSU... Averaged 2.8 points and 1.9 rebounds in 9.4 minutes... Reached double figures in scoring twice with SDSU winning both of those games... Was named preseason MW Co-Newcomer of the Year... Finished with eight points, after making a personal-record four free throws, and a season-high six rebounds vs. San Diego Christian (11-13-12)... Scored 10 points on 3-of-4 shooting and 4-of-4 from the free throw line vs. Texas Southern (12-3-12)... Matched his career high with four free-throws (4-4) vs. UC Santa Barbara (12-6-12)... Scored a career-high 16 points on a career-high six field goals and a trio of three-pointers,

and pulled down five rebounds in 18 minutes off the bench vs. Wyoming (2-19-13).

As A Redshirt (2011-12 Season)

Sat out after transferring from St. John's prior to 2011-12.

As A Freshman at St. John's (2010-11 Season)

Played in all 33 games while making 27 starts... The Red Storm finished with a 21-12 record (12-6 BIG EAST)... He was one of five players to appear in every game... His 27 starts were the fourth most on the squad... Averaged 4.4 points and 2.5 rebounds in 14.9 minutes... Shot 45.6 percent, which was the fifth-highest mark on the team... Blocked 15 shots, the second-most on the team... His minutes (15.1) and shooting percentage (.476) increased during league play... Led the team in scoring and rebounding once... Started the season opener at Saint Mary's (11-16-10) and scored a career-high 16 points on a personal-best six field goals... Had 10 points and a career-high nine rebounds vs. Columbia (11-17-10)... Blocked a career-high three shots at West Virginia (12-29-10)... In a career-high 31 minutes at Notre Dame (1-8-11), he had 12 points and six rebounds... Against DePaul (2-23-11), matched his personal-best with three blocked shots, while adding eight points and four rebounds... In the second round of the NCAA tournament vs. Gonzaga (3-17-11), had 12 points, a career-high four free throws, three rebounds, a personal-high three assists and a career-best three steals.

High School

Attended Westchester High and played for coach Ed Azzam, who coached SDSU's all-time scoring leader Brandon Heath... Was the State and L.A. City Player of the Year after guiding the Comets to a 32-3 record and their second consecutive Division I title... Rated a top-30 prospect after averaging 20.9 points, 9.8 rebounds and 2.0 blocks as a senior... Father was the 1981 L.A. High School Player of the Year, which made the duo just the second-such tandem to accomplish the feat in L.A.

Personal

Full name is Dwayne Lamont Polee II... Born Jan. 30, 1992, in Los Angeles, Calif... Son of Yolanda Polee and Dwayne Polee, Sr... Has one sibling, Ashli Polee... Father was a third-round draft pick of the L.A. Clippers... His uncle, Larry Kenon, the brother of Polee II's mother, played in the NBA for seven seasons... Had five high school teammates go on to play Division I basketball... Studied social science.

► Career Statistics														* - St. John's Univ.					
Year	G-GS	Min-Avg.	FG-FGA	Pct.	3P-3PA	Pct.	FT-FTA	Pct.	OR	DR	Reb	Avg.	PF-D	AT	TO	BS	ST	Pts	Avg.
2010-11*	33-27	491-14.9	62-136	.456	5-22	.227	17-27	.630	26	55	81	2.5	51-0	19	20	15	17	146	4.4
2012-13	26-0	245-9.4	23-54	.426	6-18	.333	20-28	.714	13	36	49	1.9	23-0	4	16	4	6	72	2.8
2013-14	33-0	592-17.9	100-212	.472	36-92	.391	45-60	.750	23	85	108	3.3	63-2	13	31	17	36	281	8.5
2014-15	20-13	410-20.5	49-139	.353	20-68	.294	37-58	.638	13	39	52	2.6	27-0	16	20	6	27	155	7.8
Totals	112-40	1738-15.5	234-541	.433	67-200	.335	119-173	.688	75	215	290	2.6	164-2	52	87	42	86	654	5.8

AZTEC BASKETBALL MEDIA GUIDE DEPARTED LETTERWINNERS ◀ REVIEW

Departed Seniors

SIX CONSECUTIVE NCAA TOURNAMENT APPEARANCES ► NINE-TIME MW CHAMPIONS



Aqeel Quinn

Jersey No. 10
Guard, Ht. 6-3, Wt. 200
High School: Leuzinger (Lawndale, Calif.)
Previous School: CSUN (Northridge, Calif.)
Birthdate: Dec. 10, 1991
SDSU Letters (2): 2013-14, 2014-15

A former walk-on, who earned a scholarship for his last two seasons of competition... A fierce competitor, who earned his way into the rotation and ultimately the starting lineup... Played his first two seasons at CSUN and turned himself into an all-conference caliber player by the end of his senior campaign... Compiled 28 double-figure scoring performances... Played in 120 games over his four-year career.

At San Diego State

Played two highly successful seasons at SDSU... Played in 65 games and received the starting nod 28 times, including 27 in his final campaign... Helped the Aztecs to a 58-14 record, two straight Mountain West regular-season titles and two appearances in the NCAA tournament, including 2014's Sweet 16 berth... Scored in double figures 20 times... Led the team in scoring 14 times, rebounding three times and assists 14 times... Finished with the 16th highest conference victories total (30), the 17th-most three-pointers in school history (82) and the 21st-best three-point field-goal percentage (.360).

As A Senior (2014-15 Season)

Named an all-Mountain West third-team performer by the coaches and the media... Played in 33 games, starting 27 times, including the final 26 games... Enjoyed a career season in which he averaged a career-best 10.7 points, 2.8 rebounds and 1.0 steals, while adding 1.5 assists... Shot a career-high 41.6 percent from the field and made a personal-best 54 three-pointers, which was the most on the team... Scored in double figures 16 times, including three 20-point efforts... Led the team in scoring 14 times, rebounding twice and in assists 11 times... Knocked down multiple three-pointers 13 times... Committed one turnover or less 23 times and only had five turnovers in his final 130 minutes... Led SDSU in scoring for the first time of his career with 15 points vs. CSUN (11-14-14)... Scored a career-high 22 points, his first 20-point effort of his career, on a personal-record eight field goals, including six three-pointers, in a career-best 38 minutes vs. Brigham Young (11-24-14)...

Knocked down a three-pointer with 10 seconds left in overtime to tie the game and force double overtime vs. BYU... Scored SDSU's first 12 points in the first 4 minutes, 12 seconds vs. UC Riverside (12-22-14) and ultimately finished with 18 points (5-8 3FG) in 21 minutes... Scored a team-high 19 points on a career-high-tying eight field goals, and dished a team-best three assists at Fresno State (1-3-15)... Led the team in scoring for the third straight game, going for a game-high 17 points on 5-of-7 shooting from three, and added four assists and zero turnovers in 27 minutes at Air Force (1-20-15)... Scored in double figures for a career-best fourth straight game when he went for 10 points at Colorado State (1-24-15)... Continued his scoring spree by putting up a game-high 16, with a career-high seven coming off free-throws, vs. Fresno State (1-27-15)... Led the team in scoring with 15 points and added two steals vs. Utah State (1-31-15)... Had a game-high 18 points (4-5 3FG) in 18 minutes and added a game-high three assists vs. Wyoming (2-11-15)... Knocked down a career-high eight field goals (four three-pointers) to lead all players with 20 points at New Mexico (2-17-15)... Led all players with 12 points and a season-high five assists vs. Nevada (3-7-15)... Exploded for a game-high 21 points on 8-for-10 shooting (5-6 3FG) at UNLV (3-12-15) in the MW quarterfinals... Made half of his shots (5-10 FG, 3-6 3FG) en route to a team-high 16 points in the MW semifinals vs. Colorado State (3-13-15)... At the MW Championship, led the Aztecs in scoring (12.3 points), connected on 52.0 percent (13-of-25) from the field, 50.0 percent (8-of-16) from three-point range, had three steals and did not commit a turnover in 87 minutes... Led all players with a season-high five assists vs. St. John's (3-20-15) in the second round of the NCAA tournament... Battled a stomach ailment in the third round of the NCAA tournament vs. Duke (3-22-15) and finished with six points and two rebounds in 24 minutes.

As A Junior (2013-14 Season)

Played in 32 games (one start), including the final 29... Averaged 5.0 points and 1.6 rebounds... Had four double-figure

scoring games... Led SDSU in assists three times and in rebounding once... One of three rotation players with a better than 1.00 assist-to-turnover ratio (1.35)... Committed more than one turnover just four times... Had 17 turnover-free games... Recorded multiple steals five times... Knocked down at least one three-pointer 17 times and multiple threes on six different occasions... Ended the season with at least one three-pointer made in 17 of his last 26 games in which he attempted one... Enjoyed a six-game stretch (Dec. 18-Jan. 8) where he went 13-for-29 from behind the three-point arc (.448)... Played at least 20 minutes 11 times... Scored 14 points and pulled down a career-best seven rebounds vs. Southern Utah (12-18-13)... Performed well off the bench as he finished with 12 points, two assists and a career-high five steals vs. McNeese State (12-21-13)... Scored 14 points, including a career-high four three-pointers, and recorded a game- and season-high six assists, zero turnovers and two steals vs. St. Katherine College (12-27-13)... Pulled down six rebounds, which was one off his career high, and added three points at No. 16/17 Kansas (1-5-14)... Played huge minutes down the stretch before finishing with a season-high 28, while adding seven points, one assist, zero turnovers and one steal in the overtime win at Utah State (1-25-14)... Started his first career game at SDSU and turned in eight points in 24 minutes vs. Colorado State (2-1-14)... Enjoyed one of his finest games with a career-high 17 points on a career-high six field goals (6-7) and four three-pointers (4-5), and a team-high six rebounds and two assists in 25 minutes at Fresno State (3-1-14)... Scored six points vs. Utah State in the MW quarterfinals (3-13-14)... Played nine minutes in the NCAA second-round game vs. New Mexico State (3-20-14)... Made a three-pointer coming out a timeout and with one second left on the shot clock before finishing with five points and two rebounds vs. North Dakota State (3-22-14) in the third round of the NCAA tournament... Saw action in the NCAA Sweet 16 vs. No. 4/5 Arizona (3-27-14).

As A Redshirt (2012-13 Season)

Used his redshirt season after transferring from Cal State Northridge prior to the 2012-13 academic year... Practiced with the team throughout the campaign.

As A Sophomore at Cal State Northridge (2011-12 Season)

Saw action in 23 games and earned the starting nod 10 times... Averaged 6.8 points, the fifth-highest on the squad, and 2.1 rebounds in 21.1 minutes... Shot 83.1 percent from the free throw line...

Connected on 20 three-pointers, the third-highest total on the team... Scored in double figures four times... First career start came vs. CSU Bakersfield (11-30-11) and he finished with five points and a season-high four assists... Grabbed a personal-best six boards at Santa Clara (12-3-11)... Went for a career-high 17 points at Pepperdine (12-10-11)... Followed with 10 points and a career-high six rebounds vs. Pacifica (12-17-11)... Scored 15 points and had a season-high four assists vs. UC Irvine (12-29-11)... Recorded 12 points and a career-high three steals vs. Long Beach State (1-7-12).

As A Freshman at Cal State Northridge (2010-11 Season)

Played in 32 games as a true freshman... Averaged 3.2 points and 1.4 rebounds... Scored in double figures three times... Saw minutes increase in the last 19 games as he averaged 16.4 minutes during that time frame... Was 14-for-29 from beyond the arc in his last 16 games... Recorded 11 points and a season-high four rebounds vs. Cal State Fullerton (1-5-11)... Scored a career-high 12 points and added a personal-best seven assists vs. UC Irvine (2-5-11).

High School

Attended Leuzinger High in Hawthorne, Calif.... Helped Leuzinger to the CIF Southern Section Div. I-A title in 2009-10... Averaged 12.3 points, 4.2 rebounds, 4.0 assists and 1.3 steals as a senior... Guided the Olympians to a 25-7 record in his final campaign... Earned first-team all-Bay League honors and was a first-team all-CIF Southern Section Div. I-A pick.

Personal

Full name is Aqeel K. Quinn... Born Dec. 10, 1991, in Santa Monica, Calif.... Son of Deanna Quinn... Studied communication at San Diego State.

► Career Statistics

Year	G-GS	Min-Avg.	FG-FGA	Pct.	3P-3PA	Pct.	FT-FTA	Pct.	OR	DR	Reb	Avg.	PF-D	AT	TO	BS	ST	Pts	Avg.
2010-11*	32-0	405-12.7	29-88	.330	16-37	.432	28-36	.778	7	38	45	1.4	46-1	51	38	3	16	102	3.2
2011-12*	23-10	486-21.1	44-151	.291	20-77	.260	49-59	.831	12	37	49	2.1	39-0	39	41	5	15	157	6.8
2013-14	32-1	515-16.1	53-146	.363	28-80	.350	27-37	.730	11	41	52	1.6	42-0	31	23	2	23	161	5.0
2014-15	33-27	868-26.3	124-298	.416	54-148	.365	50-71	.704	20	71	91	2.8	62-1	51	43	1	33	352	10.7
Totals	120-38	2274-19.0	250-683	.366	118-342	.345	154-203	.759	50	187	237	2.0	189-2	172	145	11	87	772	6.4

* - CSUN

REVIEW ► DEPARTED LETTERWINNERS
 AZTEC BASKETBALL MEDIA GUIDE

Departed Seniors



SIX CONSECUTIVE NCAA TOURNAMENT APPEARANCES ► NINE-TIME MW CHAMPIONS



Ryan Staten

Jersey No. 24
Guard, Ht. 6-2, Wt. 185
High School: Piedmont (Piedmont, Calif.)
Birthdate: Jan. 21, 1992
SDSU Letters (1): 2014-15

An invaluable walk-on... Spent four seasons on the practice squad and saw game action in all four years.

At San Diego State

Played four seasons after making the team through open tryouts... Played in 20 games, seeing his most action during his junior campaign (seven games, 19 minutes)... Posted 11 points, 11 rebounds, three assists, one blocked shot and two steals in 43 minutes.

As A Senior (2014-15 Season)

Saw action in six games, and had two assists, one rebound and one blocked shot in 11 minutes of action... Saw his

first action of the season vs. UC Riverside (12-22-14)... Grabbed his first rebound of the campaign vs. San Diego Christian (12-27-14)... Played in his first conference game of the season vs. Fresno State (1-27-15)... Had one assist to match his career high vs. Utah State (1-31-15)... Blocked his first career shot and equaled his career high with one assist vs. Wyoming (2-11-15).

As A Junior (2013-14 Season)

Played in seven games... Scored a career-high six points and pulled down a personal-best eight rebounds in 19 minutes... Connected on three field-goal attempts, another career high... Equaled

his career high by playing four minutes vs. San Diego Christian (11-20-13)... Scored a season-high two points in three minutes vs. Southern Utah (12-18-13)... Set a career high with five rebounds and an assist, and added two points vs. St. Katherine College (12-27-13).

As A Sophomore (2012-13 Season)

Played in five games... Scored two points, grabbed one rebound and had two steals in eight minutes for the year... Saw his first action of the regular season vs. San Diego Christian (11-13-12) and finished with a career-high-tying one rebound and a personal-best one steal... Equaled his career high with one steal vs. Arkansas-Pine Bluff (11-21-12)... Scored a season-high two points vs. Fresno State (2-9-13).

As A Freshman (2011-12 Season)

Played in two games as a walk-on... Averaged 1.5 points and 0.5 rebounds in 2.5 minutes... Scored a career-high three points and grabbed a person-best one rebound vs. San Diego Christian (1-5-12).

High School

Attended Piedmont High in Piedmont, Calif.... Played three seasons of varsity basketball... Helped the Highlanders to the playoffs as a sophomore and senior... Was an all-league selection, team most valuable player and defensive MVP his senior campaign... Earned the team's Iron Man award as a senior... Averaged 9.0 points and 4.0 assists as a junior and finished his senior season by averaging 14.0 points and 4.0 assists... Was a three-time scholar-athlete.

Personal

Full name is Ryan Christopher Staten... Born Jan. 21, 1992, in San Francisco, Calif.... Son of Pamela and Jeff Staten... Studied political science at San Diego State.

► Career Statistics

Year	G-GS	Min.-Avg.	FG-FGA	Pct.	3P-3PA	Pct.	FT-FTA	Pct.	OR	DR	Reb	Avg.	PF-D	AT	TO	BS	ST	Pts	Avg.
2011-12	2-0	5-2.5	1-1	1.000	0-0	.000	1-2	.500	0	1	1	0.5	0-0	0	1	0	0	3	1.5
2012-13	5-0	8-1.6	1-5	.200	0-0	.000	0-0	.000	0	1	1	0.2	0-0	0	0	0	2	2	0.4
2013-14	7-0	19-2.7	3-7	.429	0-0	.000	0-3	.000	3	5	8	1.1	3-0	1	0	0	0	6	0.9
2014-15	6-0	11-1.8	0-5	.000	0-2	.000	0-0	.000	0	1	1	0.2	0-0	2	0	1	0	0	0.0
Totals	20-0	43-2.2	5-18	.278	0-2	.000	1-5	.200	3	8	11	0.6	3-0	3	1	1	2	11	0.6



DEPARTED LETTERWINNERS ◀ REVIEW

AZTEC BASKETBALL MEDIA GUIDE

2014-15 Recaps



SIX CONSECUTIVE NCAA TOURNAMENT APPEARANCES ▶ NINE-TIME MW CHAMPIONS



Game 1

#16/17 San Diego State 79
CSUN 58

Nov. 14, 2014 ♦ San Diego, Calif.
Viejas Arena ♦ Att.: 12,414

SAN DIEGO - No. 16/17 San Diego State had four players reach double figures in scoring and shot 50.0 percent field the field to defeat CSUN, 79-58, to win its second straight season opener.

The Matadors took an early 4-0 lead to open the game, while the Aztecs were slow to get started. Dwayne Polee II recorded the first points of the new season when he was left open in the corner where he proceeded to knock down a three-pointer.

The game remained a two-possession-or-less contest for more than 12 minutes. After SDSU went ahead by six, CSUN trimmed its deficit to two with 8:11 to go.

The Aztecs, however, responded by closing the first half on a 24-6 run, which covered 7 minutes, 52 seconds, to take a 41-21 lead into halftime and never let the Matadors get any closer than 12 points the rest of the way.

Aqeel Quinn, who was playing a school in which he spent his first two seasons, led the Aztecs with 15 points off the bench. Winston Shepard scored 14 points and JJ O'Brien added 13 points, seven rebounds and a team-high four assists. Polee finished with 11 points and frontcourt teammate Skylar Spencer filled the stat sheet with four points, a team-high eight rebounds, a career-high three assists, a personal-best six blocked shots and three steals.

Trey Kell, who was in the starting lineup with O'Brien, Polee II, Shepard and Spencer, became the 13th freshman, and eighth Aztec, to start a season opener for head coach Steve Fisher.

With the starting five and the rest of the Aztecs earning the victory, SDSU pocketed its 42nd consecutive win over schools from California. San Diego State also secured its 121st straight decision when leading with five minutes to play.

CSUN was led by Stephen Maxwell's 15 points and 10 rebounds. Stephan Hicks added 16 points.

CSUN	FG	3FG	FT	R	F	TP	A	TO	B	S	MP
Hicks*	7-14	0-0	2-5	3	1	16	1	1	0	1	35
Maxwell*	7-16	0-0	1-2	10	1	15	1	3	0	1	32
Hale-Edmerson*	2-4	0-0	0-0	5	5	4	0	3	1	2	19
Drew*	1-3	0-1	0-0	0	1	2	5	3	0	1	26
Parks*	2-8	0-2	5-7	1	2	9	4	4	0	2	34
Webb	0-1	0-0	0-0	1	3	0	0	0	0	1	13
Douglas	2-4	1-1	0-1	4	2	5	0	0	0	0	15
Cid	0-0	0-0	0-0	0	0	0	0	0	0	0	1
Efferson	1-1	1-1	0-0	0	0	3	0	2	0	0	5
Elliott	2-7	0-1	0-0	5	4	4	0	1	2	0	20
Team	5										
Totals	24-58	2-6	8-15	34	19	58	11	17	3	8	200

SDSU	FG	3FG	FT	R	F	TP	A	TO	B	S	MP
Spencer*	1-3	0-0	2-4	8	2	4	3	1	6	3	29
Polee II*	4-11	1-5	2-4	4	1	11	1	3	0	2	27
O'Brien*	5-9	1-2	2-2	7	1	13	4	2	1	1	30
Kell*	1-5	0-2	2-4	2	0	4	3	0	0	1	25
Shepard*	3-5	1-1	7-10	2	2	14	0	3	0	0	27
Zabo	2-5	0-2	0-0	1	1	4	1	2	0	2	15
Chol	4-4	0-0	0-0	4	5	8	0	0	0	0	15
Allen	3-4	0-0	0-0	4	1	6	0	0	0	1	14
Quinn	5-10	3-8	2-2	2	2	15	3	0	0	1	17
Team	3										
Totals	28-56	6-20	17-26	37	15	79	15	12	7	11	200

Halftime: San Diego State 41, CSUN 21. FG%: San Diego State 50.0, CSUN 41.4. 3FG%: CSUN 33.3, San Diego State 30.0. FT%: San Diego State 65.4, CSUN 53.3. Officials: Michael Irving, Shawn Lehigh, Frank Harvey III. Technicals: None.



Game 2

#16/16 San Diego State 53
#25/rv Utah 49

Nov. 18, 2014 ♦ San Diego, Calif.
Viejas Arena ♦ Att.: 12,414

SAN DIEGO - No. 16/16 San Diego State engaged No. 25/rv Utah in a defensive battle and prevailed, 53-49, in front of a sold-out crowd inside Viejas Arena and a nationally televised audience on ESPN.

The teams combined to shoot 11-for-44 from the floor in the first half and even though the Aztecs outscored the Utes, 9-2, in points off turnovers, Utah made 6-of-10 free throws to take a slim 18-17 lead into halftime.

The second half featured slightly better shooting and in the first 10 minutes the score remained close. Angelo Chol, however, sparked San Diego State by scoring six straight points to help the Aztecs jump out to a 30-24 lead. The spurt was continued by a free throw from Dwayne Polee II and the 9-0 run was capped by a JJ O'Brien layup.

Utah immediately cut its deficit to six points, but a Polee II triple extended SDSU's lead back up to nine. The Utes continued to stay close, getting to within five points with 5:01 to go, but the Aztecs, once again, had an answer and were up, 40-31, three possessions later.

Utah found itself trailing by seven points with 2:34 left in the game and began to send SDSU to the free throw line. San Diego State accepted the challenge and calmly knocked down 13 of its last 14 attempts, including its first nine to squash the Utes' furious rally that featured a trio of three-pointers in the final 1:54. Utah's Delon Wright was also fouled on a three with 10 seconds left and made all three attempts, which brought the Utes to within two points before Polee II made both of his free throws on the Aztecs' next possession to ice the game.

O'Brien led SDSU with 12 points and 11 rebounds. Aqeel Quinn, meanwhile, held Utah's top returner, Wright, to seven points on 2-of-13 shooting.

UU	FG	3FG	FT	R	F	TP	A	TO	B	S	MP
Reyes*	2-4	0-0	4-5	9	3	8	1	2	1	0	21
Loveridge*	2-7	1-5	0-0	1	2	5	2	5	0	1	29
Poellit*	1-3	0-0	2-6	12	3	4	0	2	7	1	35
Taylor*	3-10	3-8	0-0	2	5	9	1	1	0	0	25
Wright, D.*	2-13	0-5	3-3	8	2	7	5	3	2	3	37
Chapman	3-5	0-1	2-2	3	2	8	0	0	0	0	15
Wright, I.	2-4	2-4	0-0	0	1	6	0	3	0	0	16
Ogbe	1-3	0-2	0-0	1	2	2	0	2	0	0	13
Bachynski	0-0	0-0	0-0	2	2	0	0	0	0	0	5
Kuzma	0-1	0-0	0-0	0	0	0	0	0	0	0	4
Team	0										
Totals	16-50	6-25	11-16	38	22	49	9	18	10	5	200

SDSU	FG	3FG	FT	R	F	TP	A	TO	B	S	MP
Spencer*	2-4	0-0	0-0	3	2	4	0	1	1	1	16
Shepard*	2-6	1-1	1-2	4	4	6	0	3	0	1	17
O'Brien*	3-10	0-1	6-6	11	2	12	3	3	0	1	38
Quinn*	1-6	0-2	4-6	2	2	6	0	1	0	4	30
Kell*	1-5	0-2	3-4	4	0	5	0	1	0	2	24
Zabo	1-2	1-1	1-3	2	0	4	0	0	0	0	16
Chol	4-6	0-0	0-2	5	2	8	0	0	0	0	24
Allen	0-4	0-0	0-0	1	1	0	0	0	0	0	9
Polee II	2-6	1-2	3-4	2	2	8	1	2	2	4	26
Team	0										
Totals	16-49	3-9	18-27	34	15	53	4	11	3	13	200

Halftime: Utah 18, San Diego State 17. FG%: San Diego State 32.7, Utah 32.0. 3FG%: San Diego State 33.3, Utah 24.0. FT%: Utah 68.8, San Diego State 66.7. Officials: David Hall, Randy McCall, Tony Padilla. Technicals: None.



Game 3

#16/16 San Diego State 51
Bakersfield 27

Nov. 20, 2014 ♦ San Diego, Calif.
Viejas Arena ♦ Att.: 12,414

SAN DIEGO - No. 16/16 San Diego State countered its poor shooting night by playing stifling defense to beat Bakersfield, 51-27, and win its 43rd straight game vs. schools from California.

The 27 points allowed were the fewest allowed in Division I in 2014-15. It was also the fewest allowed by SDSU in its Division I history, which dates to the 1970-71 campaign, and the fewest allowed by an Aztec team since Dec. 3, 1949.

In the first half alone, San Diego State limited the Roadrunners to 18.8-percent shooting and 12 points overall. Bakersfield's point total was tied for the fifth fewest scored in a first half in 2014-15 and was the second fewest allowed by the Aztecs since 1996-97.

SDSU was not much better in the opening 20 minutes, shooting 20.8 percent from the floor, including a 1-for-12 effort from behind the three-point arc. San Diego State, however, held the Roadrunners scoreless for the first 12 minutes, 16 seconds and owned an 11-0 advantage from the charity stripe, to go into halftime ahead, 22-12.

In the second half, the offensive struggles continued for both teams, but more so for Bakersfield as it went through long stretches without scoring including a span of 9:20 to close the game where it scored only three points -- on a three-pointer with 25 seconds left.

Dwayne Polee II scored 13 points to lead all players and Winston Shepard pulled down six rebounds to lead the Aztecs, who shot 24.6 percent for the game. Five-star recruit Malik Pope saw his first action of the season after recovering from two leg injuries suffered in high school. The forward played 14 minutes and finished with four points and a pair of rebounds, blocked shots and steals.

CSUB	FG	3FG	FT	R	F	TP	A	TO	B	S	MP
Mays*	3-9	0-0	0-0	10	2	6	2	3	0	2	28
Ahmed, Al.*	3-9	0-2	0-1	4	5	6	2	3	0	0	22
Corbin*	0-2	0-0	0-0	2	2	0	0	6	0	1	16
Maynor*	0-9	0-7	0-0	2	1	0	2	1	0	0	23
Richmond*	1-10	0-4	0-0	6	3	2	0	2	2	0	20
Wrapp	3-4	0-0	0-1	6	4	6	2	4	0	1	25
Conners	1-3	1-2	0-0	2	1	3	1	0	0	0	15
Airington	1-4	0-1	2-2	3	3	4	0	0	0	1	18
Jones	0-3	0-0	0-1	1	1	0	0	0	0	0	16
Ahmed, Ab.	0-3	0-2	0-0	0	2	0	0	1	0	0	14
Team	9										
Totals	12-56	1-20	2-5	45	24	27	9	23	2	6	200

SDSU	FG	3FG	FT	R	F	TP	A	TO	B	S	MP
Spencer*	0-1	0-0	1-2	3	1	1	0	1	4	2	21
Polee II*	3-14	1-8	6-6	5	0	13	2	1	1	3	22
Shepard*	2-8	0-2	2-2	6	2	6	0	3	2	0	26
O'Brien*	0-4	0-2	5-8	4	1	5	0	0	0	0	25
Kell*	0-6	0-3	0-1	5	1	0	1	1	0	1	21
Zabo	2-5	1-3	2-2	2	4	7	2	2	0	1	17
Chol	3-5	0-0	0-3	5	1	6	0	1	0	0	17
Allen	2-4	0-0	1-1	5	1	5	1	3	0	2	14
Quinn	1-4	1-4	1-2	3	3	4	2	0	0	0	19
Williams	0-0	0-0	0-0	0	0	0	0	0	0	0	4
Pope	1-6	0-2	2-2	2	1	4	0	1	2	2	14
Team	7										
Totals	14-57	3-24	20-29	47	15	51	8	13	9	11	200

Halftime: San Diego State 22, Bakersfield 12. FG%: San Diego State 24.6, Bakersfield 21.4. 3FG%: San Diego State 12.5, Bakersfield 5.0. FT%: San Diego State 69.0, Bakersfield 40.0. Officials: Eric Curry, Tom O'Neill, Dan Chrisman. Technicals: None.

2014-15 Recaps



SIX CONSECUTIVE NCAA TOURNAMENT APPEARANCES ▶ NINE-TIME MW CHAMPIONS



Game 4

#15/15 San Diego State 92
Brigham Young 87 (2ot)
Nov. 24, 2014 ♦ Lahaina, Hawaii
Lahaina Civic Center ♦ Att.: 2,400

LAHAINA, Hawaii - No. 15/15 San Diego State met an old foe in Brigham Young at the EA SPORTS Maui Invitational, and the date did not disappoint as the Aztecs earned a 92-87 double-overtime victory in the quarterfinal round.

Sharing the hardwood for the first time since 2011 when both schools were members of the Mountain West, SDSU looked poised to win with ease in the early going.

The Aztecs jumped all over the Cougars, building an 11-0 lead and later led by 10 with under 14 minutes to play. BYU rallied to tie the score at 26 with 7:31 left in the half, but San Diego State closed the frame on a 15-7 run to go into the locker room ahead, 41-33.

The Aztecs continued to lead by eight with under 10 minutes left in the second half only to have Brigham Young close the gap as the game rolled on. Trailing by three points with under two minutes to go, Tyler Haws knocked down a three with 1:38 remaining. SDSU had a chance to win the game in regulation when JJ O'Brien swooped down the lane and missed a contested layup. Winston Shepard, however, tried a put-back dunk, but came up short.

In overtime, BYU turned a two-point deficit into a five-point lead with 1:35 left. The Aztecs would not be denied, though, getting a layup from O'Brien and game-changing play from Aqeel Quinn. The senior missed a three-pointer that Skylar Spencer rebounded and gave back to Quinn, who stepped behind the three-point arc and knocked down the shot to level the score. The Cougars had a chance to win the game, but Kyle Collinsworth's layup was off the mark.

In the second overtime, it was all Aztecs as they received two free-throws from Trey Kell and a dunk from Dwayne Polee II and never looked back.

BYU	FG	3FG	FT	R	F	TP	A	TO	B	S	MP
Austin*	0-4	0-2	0-0	5	5	0	0	0	0	1	26
Worthington*	0-1	0-0	0-0	1	3	0	0	1	0	0	8
Fischer*	4-13	3-9	0-0	1	2	11	2	3	1	1	42
Haws*	9-24	5-9	3-4	2	1	26	1	4	0	1	48
Collinsworth*	7-14	1-2	6-8	7	4	21	6	2	0	3	45
Toolson	0-0	0-0	0-0	0	1	0	0	0	0	0	1
Winder	5-12	2-3	2-4	5	3	14	1	0	0	0	37
Bartley IV	0-0	0-0	0-0	0	0	0	0	0	0	0	0+
Nixon	0-0	0-0	0-0	3	0	0	2	0	0	0	6
Nielson	4-7	2-5	2-2	4	1	12	1	0	2	0	22
Kaufusi	1-3	0-0	1-4	4	4	3	0	0	1	0	15
Team				6			1				
Totals	30-78	13-30	14-22	38	24	87	13	11	4	6	250

SDSU	FG	3FG	FT	R	F	TP	A	TO	B	S	MP
Spencer*	3-4	0-0	2-6	9	3	8	1	1	5	0	37
Polee II*	3-9	1-5	2-6	3	2	9	3	2	0	2	29
Shepard*	6-10	1-2	5-6	8	3	18	3	3	1	0	40
O'Brien*	6-11	1-2	0-0	9	2	13	6	2	1	1	48
Kell*	3-7	0-1	8-10	4	1	14	2	1	0	1	24
Zabo	2-6	0-2	0-0	2	2	4	2	3	0	1	18
Chol	1-1	0-0	2-2	3	3	4	0	2	2	1	12
Allen	0-0	0-0	0-0	0	0	0	0	0	0	0	4
Quinn	8-18	6-15	0-1	5	1	22	0	1	0	0	38
Team				5			1				
Totals	32-66	9-27	19-31	48	17	92	17	16	9	6	250

Halftime: San Diego State 41, Brigham Young 33. FG%: San Diego State 48.5, Brigham Young 38.5. 3FG%: Brigham Young 43.3, San Diego State 33.3. FT%: Brigham Young 63.6, San Diego State 61.3. Officials: Randy McCall, Mike Sanzere, Wally Rutecki. Technicals: None.



Game 5

#15/15 San Diego State 74
Pittsburgh 57
Nov. 25, 2014 ♦ Lahaina, Hawaii
Lahaina Civic Center ♦ Att.: 2,400

LAHAINA, Hawaii - No. 15/15 San Diego State met Pittsburgh in the first-ever meeting between the programs in the semifinals of the EA SPORTS Maui Invitational and cruised to a 74-57 victory.

The Panthers scored first, but it would be the only time they would lead. Trey Kell answered with six straight points and Skylar Spencer capped an 8-0 run with a layup to propel SDSU to an 8-2 lead.

The Aztecs kept Pittsburgh at a safe distance for the middle portion of the first half before closing on a 9-2 run in the final 3:15 to open up a 39-25 lead at intermission.

San Diego State continued to get what it wanted as the second half got underway and led by 20 points after a three-pointer from Kell and a three-point play from Winston Shepard.

Pittsburgh responded by getting two easy buckets inside the paint and a three-pointer from Ryan Luther to get the Panthers to within 13 points. The Aztecs, however, pulled away by converting their free-throws and locking down defensively, which led to many offensive chances.

One of those chances was created by D'Erryl Williams, who knocked the ball away from a Panther near midcourt and raced down the floor for the layup. The basket gave San Diego State its biggest lead at 68-43 with 3:41 to go in regulation. SDSU enjoyed a lead of at least 20 points the rest of the way before Pittsburgh scored five unanswered points to end the game.

San Diego State, which was led by a career-high 15 points from Kell, shot a season-high 58.7 percent from the field and was 17-for-22 from the charity stripe. Pittsburgh, meanwhile, was limited to 37.7 percent shooting and committed 17 turnovers.

PITT	FG	3FG	FT	R	F	TP	A	TO	B	S	MP
Artis*	2-7	0-1	0-0	5	2	4	1	1	0	0	20
Young*	4-10	0-2	0-0	7	3	8	1	0	0	1	33
Randall*	0-1	0-0	2-2	2	3	2	0	1	0	0	15
Robinson*	5-12	1-3	6-6	3	2	17	3	5	0	1	30
Jones*	3-6	1-3	2-4	3	2	9	1	2	0	0	32
Luther	2-3	1-2	0-2	3	3	5	0	1	0	0	18
Newkirk	1-4	0-1	2-2	2	3	4	1	2	0	0	18
Jeter	2-4	1-2	0-1	5	0	5	1	0	1	1	14
Johnson	1-6	1-3	0-0	1	1	3	1	2	1	0	19
Uchebo	0-0	0-0	0-0	0	0	0	0	0	0	0	1
Team				4			3				
Totals	20-53	5-17	12-17	35	19	57	9	17	2	3	200

SDSU	FG	3FG	FT	R	F	TP	A	TO	B	S	MP
Spencer*	1-1	0-0	0-0	2	0	2	0	0	5	0	23
Polee II*	2-6	1-3	0-0	1	0	5	1	0	0	2	22
Shepard*	3-8	0-1	7-9	7	0	13	3	1	0	1	28
O'Brien*	4-5	0-0	0-0	2	2	8	1	1	0	2	19
Kell*	7-9	1-2	0-0	2	1	15	3	1	1	1	25
Zabo	2-2	1-1	3-3	0	3	8	0	1	0	0	17
Chol	3-4	0-0	4-6	3	4	10	0	2	1	1	14
Allen	1-2	0-0	0-0	2	3	2	0	2	1	0	16
Quinn	3-6	0-2	1-2	2	1	7	0	1	0	0	18
Williams	1-1	0-0	0-0	0	0	2	1	0	0	1	6
Pope	0-2	0-2	2-2	0	0	2	0	0	2	0	12
Team				0			0				
Totals	27-46	3-11	17-22	21	14	74	9	9	10	8	200

Halftime: San Diego State 39, Pittsburgh 25. FG%: San Diego State 58.7, Pittsburgh 37.7. 3FG%: Pittsburgh 29.4, San Diego State 27.3. FT%: San Diego State 77.3, Pittsburgh 70.6. Officials: Mike Scyphers, Verne Harris, Ryan Wells. Technicals: None.



Game 6

#3/4 Arizona 61
#15/15 San Diego State 59
Nov. 26, 2014 ♦ Lahaina, Hawaii
Lahaina Civic Center ♦ Att.: 2,400

LAHAINA, Hawaii - No. 15/15 San Diego State and No. 3/4 Arizona got together for the fourth time in the last three seasons, this time in the championship game of the EA SPORTS Maui Invitational, and the Wildcats emerged with the win for the fourth time, 61-59, to capture the title.

Much like the previous three meetings, the game lived up to the hype between the only two nationally ranked programs in the field.

The game was a see-saw battle, with the Aztecs enjoying a lead for much of the game. SDSU owned a 10-4 lead with 15:25 left in the first half and had an answer nearly every time the Wildcats looked poised to take the lead. Arizona was within two and the Aztecs got a three-pointer from Dwayne Polee II. The Wildcats cut their deficit to one, only to have Polee II knock down a jumper. The trend continued throughout the first half until Arizona took a 32-29 lead with 1:34 left, but this time, Winston Shepard had an answer, laying the ball in to get SDSU within one, 32-31, at halftime.

In the second half, the teams traded figurative punches as the score was tied four times and changed hands seven times in the first 15 minutes. Arizona, however, took minor control of the game as the clock dipped under 5:00, scoring six of the next eight points to take a 57-51 lead.

Down six, Trey Kell was fouled while taking and making a three-pointer, and made his one free throw, to bring SDSU to within two points. Stanley Johnson kept Arizona out in front by making a pair of free-throws, with JJ O'Brien answering by converting 1-of-2 on the other end. Trailing by three, the Aztecs fouled T.J. McConnell, who made both of his free-throws, and Shepard knocked down a three-pointer with three seconds left to provide the final margin.

UA	FG	3FG	FT	R	F	TP	A	TO	B	S	MP
Johnson*	4-14	1-1	9-10	9	2	18	1	2	1	2	37
Ashley*	3-6	0-0	0-0	5	4	6	0	3	2	2	35
Tarczewski*	0-3	0-0	3-4	1	5	3	1	2	1	1	27
York*	0-2	0-1	2-2	2	4	2	0	0	0	0	11
McConnell*	4-6	1-1	2-3	3	3	11	3	3	0	0	32
Jackson-Cartwright	1-4	0-1	0-0	3	1	2	2	0	0	0	9
Ristic	1-2	0-0	0-0	1	0	2	0	0	0	0	3
Hollis-Jefferson	5-13	0-2	4-5	6	0	14	2	1	3	1	32
Pitts	1-2	1-2	0-0	2	0	3	1	0	0	0	14
Team				2							
Totals	19-52	3-8	20-24	34	19	61	10	11	7	7	200

SDSU	FG	3FG	FT	R	F	TP	A	TO	B	S	MP
Spencer*	0-0	0-0	1-4	0	3	1	0	0	1	1	19
Polee II*	3-6	1-2	4-5	4	1	11	2	1	1	1	31
Shepard*	6-12	1-1	1-3	6	1	14	0	1	0	1	33
O'Brien*	1-4	0-1	1-2	6	4	3	1	2	0	0	31
Kell*	4-10	1-3	5-7	4	4	14	1	3	0	1	26
Zabo	0-3	0-0	0-1	2	0	0	2	1	0	1	14
Chol	2-4	0-0	1-2	1	2	5	1	3	2	0	17
Allen	2-2	0-0	0-0	0	4	0	4	0	2	0	7
Quinn	2-6	0-1	0-0	5	4	4	0	0	0	0	20
Pope	1-1	1-1	0-0	0	0	3	0	1	0	0	2
Team				4							
Totals	21-48	4-9	13-24	32	19	59	7	14	4	5	200

Halftime: Arizona 32, San Diego State 31. FG%: San Diego State 43.8, Arizona 36.5. 3FG%: San Diego State 44.4, Arizona 37.5. FT%: Arizona 83.3, San Diego State 54.2. Officials: David Hall, Mike Scyphers, Tim Nestor. Technicals: None.

2014-15 Recaps



SIX CONSECUTIVE NCAA TOURNAMENT APPEARANCES ► NINE-TIME MW CHAMPIONS



Game 7

#13/14 San Diego State 57
San Diego 48
Dec. 4, 2014 ♦ San Diego, Calif.
Viejas Arena ♦ Att.: 12,414

SAN DIEGO - No. 13/14 San Diego State lead wire-to-wire and defeated crosstown foe San Diego, 57-48, at Viejas Arena. The win was the Aztecs' school- and series-record ninth straight over the Toreros.

SDSU raced out to an 8-0 lead and never looked back. San Diego cut its deficit to five when Johnny Dee knocked down a three-pointer to stop the early 8-0 run, but did not get any closer the rest of the game.

The Aztecs went into halftime ahead, 31-19, and led by as many as 14 points as a result of 46.4-percent shooting. In the first 20 minutes alone, three SDSU players had at least seven points and nine logged seven minutes or more.

In the second half, San Diego State let the Toreros hang around as they eventually cut their deficit to single digits. The two glaring reasons USD was within striking distance was SDSU's inability to make shots and make free-throws. For the half, the Aztecs were 6-for-23 from the floor and 12-for-24 from the charity stripe.

The difference in the game for San Diego State, however, was its ability to guard without fouling. The Aztecs committed a season-low 13 fouls, which led to USD attempting six free-throws for the game, four of which it made.

Dwayne Polee II led SDSU with 14 points and JJ O'Brien chipped in 13 points after making a career-high two three-pointers. Trey Kell, meanwhile, continued his scoring spree, reaching double figures for the fourth straight game with 10 points. On the glass, Angelo Chol grabbed a team-best seven rebounds.

Dee led all players with 16 points, while Jito Kok pulled down a game-high 10 rebounds.

USD	FG	3FG	FT	R	F	TP	A	TO	B	S	MP
Jacobs*	3-4	0-0	0-0	6	3	6	0	0	0	2	27
Bailey*	1-2	0-0	0-0	2	1	2	0	2	0	1	15
Kok*	4-12	0-0	0-0	10	3	8	1	2	3	0	31
Anderson*	0-9	0-6	0-1	1	4	0	7	3	0	2	33
Dee*	5-12	3-7	3-3	5	2	16	2	1	0	0	30
Perry	0-1	0-0	0-0	1	0	0	0	0	0	0	5
Sarbaugh	3-4	2-3	0-0	2	4	8	1	1	0	1	18
Harris	0-1	0-1	0-0	0	0	0	0	2	0	0	8
Neubauer	0-0	0-0	1-2	0	1	1	0	0	0	0	6
Pusica	3-7	1-3	0-0	2	2	7	0	0	0	2	18
Fajemisin	0-0	0-0	0-0	1	2	0	0	1	0	0	9
Team				0				2			
Totals	19-52	6-20	4-6	30	22	48	11	14	3	8	200

SDSU	FG	3FG	FT	R	F	TP	A	TO	B	S	MP
Spencer*	2-4	0-0	0-2	6	1	4	1	2	4	1	21
Polee II*	5-9	2-2	2-3	4	2	14	0	0	0	1	24
Shepard*	1-5	0-1	2-5	4	1	4	3	3	0	1	20
O'Brien*	4-8	2-2	3-6	4	0	13	1	2	0	2	31
Kell*	4-6	2-3	0-1	5	1	10	0	0	0	1	27
Zabo	0-4	0-0	0-0	1	1	0	0	3	0	0	13
Chol	2-7	0-0	1-4	7	3	5	1	3	0	0	18
Allen	1-1	0-0	3-4	1	3	5	0	0	0	1	17
Williams	0-0	0-0	0-0	0	0	0	0	0	0	1	3
Pope	0-3	0-1	0-0	3	0	0	0	1	1	0	9
Shrigley	0-4	0-2	2-2	0	1	2	1	0	0	0	17
Team				3				1			
Totals	19-51	6-11	13-27	38	13	57	7	15	5	8	200

Halftime: San Diego State 31, San Diego 19. **FG%:** San Diego State 37.3, San Diego 36.5. **3FG%:** San Diego State 54.5, San Diego 30.0. **FT%:** San Diego 66.7, San Diego State 48.1. **Officials:** Mike Reed, Tony Padilla, Rick Batsell. **Technical:** None.



Game 8

Washington 49
#13/14 San Diego State 36
Dec. 7, 2014 ♦ Seattle, Wash.
Alaska Airlines Arena ♦ Att.: 6,199

SEATTLE - No. 13/14 San Diego State could not find the bottom of the basket on a regular basis and was upset by Washington, 49-36, at Alaska Airlines Arena.

The Aztecs missed 11 of their first 12 field-goal attempts and finished 5-for-30, including 1-for-9 from three-point range, in the first half. Their defense, however, was strong again, limiting the Huskies to just eight buckets on 23 attempts. SDSU's uneven effort kept it in the game as the team went into the locker room down, 21-15, at halftime.

San Diego State's deficit at intermission was nothing new to the series as Washington led the Aztecs by nine points at halftime a season ago at Viejas Arena. This time around, though, there would be no comeback.

SDSU opened the second half with two turnovers and five misses before Winston Shepard got his own rebound and followed it with a layup. The game went nearly three minutes without a point until Shepard hit a jumper to pull the Aztecs to within four points with 14:29 left in the second half.

The Huskies tried to blow the game open with an Andrew Andrews three-pointer, but it was off the mark. Unfortunately for the Aztecs, they could not secure the long rebound and Nigel Williams-Goss canned a three-ball to extend the home team's lead to 26-19.

Shepard single-handedly kept the Aztecs in the game with two free-throws on SDSU's next possession, but Washington answered with a 10-1 run, highlighted by a pair of Andrews three-pointers, to seal the upset.

Shepard led San Diego State with seven points and Skylar Spencer grabbed a career-high 13 rebounds. As a team, the Aztecs shot 20.4 percent from the field.

SDSU	FG	3FG	FT	R	F	TP	A	TO	B	S	MP
Spencer*	0-5	0-0	5-8	13	3	5	0	2	0	0	26
Polee II*	1-8	1-6	0-0	0	3	3	0	1	0	2	23
Shepard*	2-7	0-0	3-4	6	0	7	0	4	1	0	24
O'Brien*	1-9	0-2	0-1	5	0	2	1	0	0	0	29
Kell*	0-7	0-3	0-0	3	0	0	0	1	0	0	22
Zabo	2-4	0-0	0-0	2	1	3	1	0	0	0	13
Chol	2-5	0-0	1-2	5	3	4	0	2	0	1	14
Allen	1-2	0-0	3-6	3	2	5	0	0	0	1	13
Williams	0-0	0-0	0-0	0	0	0	0	0	0	0	5
Pope	0-1	0-0	0-0	1	3	0	1	1	0	0	11
Shrigley	2-6	1-4	0-0	1	0	5	1	1	0	0	20
Team				3							
Totals	11-54	2-15	12-21	42	15	36	4	12	1	4	200

UW	FG	3FG	FT	R	F	TP	A	TO	B	S	MP
Jarreau*	1-3	0-0	2-2	5	2	4	1	2	0	1	27
Kemp, Jr.*	3-3	0-0	2-2	4	2	8	0	0	1	1	24
Williams-Goss*	6-12	2-4	1-2	6	1	15	3	3	0	0	36
Anderson*	1-4	0-1	0-0	5	3	2	0	1	1	0	25
Andrews*	4-13	3-7	2-2	5	3	13	0	3	0	2	36
Johnson	0-1	0-1	0-0	0	1	0	2	0	0	0	8
Winters	0-3	0-3	0-0	0	1	0	1	0	0	0	5
Upshaw	3-7	0-0	1-4	7	3	7	1	2	4	0	23
Dorsey	0-2	0-2	0-0	0	1	0	0	0	0	0	16
Team				4							
Totals	18-48	5-18	8-12	36	17	49	8	11	6	4	200

Halftime: Washington 21, San Diego State 15. **FG%:** Washington 37.5, San Diego State 20.4. **3FG%:** Washington 27.8, San Diego State 13.3. **FT%:** Washington 66.7, San Diego State 57.1. **Officials:** Randy McCall, Mike Scyphers, Dick Cartmell. **Technical:** None.



Game 9

#18/16 San Diego State 60
Long Beach State 59
Dec. 10, 2014 ♦ San Diego, Calif.
Viejas Arena ♦ Att.: 12,414

SAN DIEGO - No. 18/16 San Diego State lost a 12-point first-half lead and rallied from an eight-point second-half hole to defeat Long Beach State, 60-59, at Viejas Arena.

The Aztecs, who initially trailed, 46-38, with 9:24 left in the game, cut their deficit to five thanks to a Kevin Zabo three-pointer. Long Beach State, however, answered on the next possession with a Mike Caffey triple to get the 49ers back on top by eight with 8:36 on the clock.

Down the stretch, LBSU seemed to have counter for every SDSU rally attempt. The Aztecs scored four straight points only to have the 49ers drain a three-pointer. San Diego State got to within three, but Long Beach State knocked down a jumper.

The tide began to turn when JJ O'Brien connected for a bucket, SDSU got a stop on the defensive end, which led to a Dwayne Polee II three to tie the game. The Aztecs continued their run with defensive stops and baskets from O'Brien and Polee II to help San Diego State lead, 58-54, with 1:08 left.

Coming out of a timeout, LBSU ran a set play for Caffey, but Skylar Spencer sent the ball into the stands. The extra chance, however, led to a Caffey jumper and SDSU called a timeout. Caffey ended up stealing the inbound pass and later missed a jumpshot. Polee II, meanwhile, was fouled and knocked down both free throw attempts to give the Aztecs a 60-56 lead with 14 seconds remaining.

LBSU had a breath of life left when Caffey hit the 49ers' 11th three-pointer of the game with five seconds left and promptly fouled O'Brien, who air-balled his first free throw and missed the second on purpose with two seconds remaining. Long Beach State's three-quarter-court desperation shot was off the mark and SDSU beat a California school for the 45th straight time.

LBSU	FG	3FG	FT	R	F	TP	A	TO	B	S	MP
Yussuf*	1-1	0-0	0-0	2	2	2	2	1	0	0	33
Samuels*	4-6	1-2	0-0	3	2	9	1	0	0	1	21
Lamb*	5-14	3-8	0-0	2	2	13	1	4	0	1	33
Caffey*	7-17	4-6	2-2	3	4	20	4	2	1	1	32
LaSalle*	1-6	1-5	0-0	2	0	3	0	0	0	0	17
McKnight	0-0	0-0	0-0	1	2	0	0	1	0	0	7
North	1-3	0-2	0-0	0	1	2	2	1	0	0	12
Jones	2-5	1-3	0-0	2	0	5	0	1	0	1	22
Bibbins	0-0	0-0	0-0	0	1	0	0	0	0	0	4
Hammonds	1-1	1-1	0-0	1	2	3	2	0	0	1	10
Williams	1-3	0-2	0-0	2	1	2	2	1	0	0	9
Team				4							
Totals	23-56	11-29	2-2	22	17	59	14	11	1	5	200

SDSU	FG	3FG	FT	R	F	TP	A	TO	B	S	MP
Spencer*	4-6	0-0	0-0	8	1	8	0	1	1	0	25
Polee II*	4-11	1-6	7-8	5	3	16	1	1	1	0	28
Shepard*	4-6	0-0	2-6	4	1	10	3	5	0	2	30
O'Brien*	4-4	0-0	0-2	6	0	8	0	2	0	3	35
Kell*	2-5	0-3	4-6	0	0	8	1	1	0	1	22
Zabo	1-3	1-1	0-0	1	0	3	0	3	0	0	10
Chol	1-3	0-0	0-1	4	3	2	0	1	1	0	16
Allen	0-2	0-0	2-2	3	2	0	2	0	2	0	18
Shrigley	1-4	1-2	0-0	3	2	3	1	2	0	0	16
Team				3							
Totals	21-44	3-12	15-25	37	13	60	6	18	3	7	200

Halftime: San Diego State 25, Long Beach State 21. **FG%:** San Diego State 47.7, Long Beach State 41.1. **3FG%:** Long Beach State 37.9, San Diego State 25.0. **FT%:** Long Beach State 100.0, San Diego State 60.0. **Officials:** Tommy Nunez, Bill Vinovich, Daryl Gelinias. **Technical:** None.

REVIEW ► 2014-15 RECAPS

AZTEC BASKETBALL MEDIA GUIDE

2014-15 Recaps

SIX CONSECUTIVE NCAA TOURNAMENT APPEARANCES ► NINE-TIME MW CHAMPIONS



Game 10



Cincinnati 71
#19/17 San Diego State 62 (ot)
 Dec. 17, 2014 ♦ Cincinnati, Ohio
 Fifth Third Arena ♦ Att.: 9,217

CINCINNATI - No. 19/17 San Diego State rallied from five points down with 42 seconds left to tie the score and force overtime, but could not finish the deal as it fell to Cincinnati, 71-62, at Fifth Third Arena.

The loss snapped the Aztecs' nine-game overtime winning streak and dropped their record to 18-2 in their last 20 games that required extra time.

SDSU found itself with a second chance to win the game after it traded three-pointers for free-throws. Aqeel Quinn, who was playing in his first game since undergoing left-hand surgery 16 days prior, knocked down a triple to get the Aztecs to within two points. The Bearcats made two free-throws to counter the three, but Trey Kell nailed another from behind the arc with 12 seconds left to get San Diego State to within 56-55.

The Aztecs fouled Troy Caupain, who made one of two free-throws, which led to the final sequence in regulation. Winston Shepard dribbled the length of the floor and was fouled near the baseline. The junior then knocked down both free throw with 3.9 seconds left and the game went to overtime.

In the extra frame, Caupain (12 points) made two free-throws and Kell answered with a three to move SDSU ahead, 60-59. The Bearcats, however, went on to score 12 consecutive points to put the Aztecs away.

San Diego State enjoyed a seven-point lead in the first half, but closed the period without a field goal for more than six minutes, which allowed Cincinnati to take a 22-20 advantage into the locker room. In the second half, the score was tied nine times and the lead changed hands eight times before the deciding overtime period.

Shepard led all players with 17 points and a game-high five assists. Kell finished with 11 points.

SDSU	FG	3FG	FT	R	F	TP	A	TO	B	S	MP
Spencer*	3-5	0-0	0-0	6	4	6	0	1	3	0	30
Polee II*	4-13	0-7	1-3	3	1	9	0	1	1	1	25
Shepard*	6-10	0-1	5-5	4	3	17	5	5	0	1	39
O'Brien*	3-6	0-0	0-0	5	2	6	3	4	0	4	43
Kell*	3-8	2-5	3-3	5	1	11	1	3	0	0	27
Chol	2-3	0-0	0-2	2	1	4	0	0	0	0	13
Allen	0-1	0-0	0-0	1	2	0	0	0	0	0	3
Quinn	2-10	2-7	0-0	2	4	6	0	2	0	2	27
Shringley	1-5	1-5	0-0	1	1	3	2	1	0	0	18
Team				4					1		
Totals	25-61	5-25	9-13	33	19	62	11	18	4	8	225

UC	FG	3FG	FT	R	F	TP	A	TO	B	S	MP
Ellis*	3-5	0-0	2-2	9	4	8	1	4	4	2	40
Thomas*	2-6	0-0	3-4	2	3	7	0	3	0	0	25
Clark*	4-8	0-0	2-2	5	3	10	1	0	0	0	29
Caupain*	3-9	0-1	6-9	4	0	12	4	2	0	2	30
Johnson*	2-3	1-2	4-4	1	3	9	1	3	0	1	21
Moore	0-2	0-1	0-0	0	1	0	0	0	0	0	4
Morman	1-2	0-0	0-0	1	0	2	1	2	1	1	10
Sanders	2-3	1-2	0-0	1	1	5	0	0	0	0	24
Cobb	5-11	2-5	0-0	5	1	12	2	1	0	0	29
DeBerry	3-4	0-0	0-0	1	0	6	0	0	1	0	13
Team				6							
Totals	25-53	4-11	17-21	35	16	71	10	15	6	6	225

Halftime: Cincinnati 22, San Diego State 20. **FG%:** Cincinnati 47.2, San Diego State 39.3. **3FG%:** Cincinnati 36.4, San Diego State 20.0. **FT%:** Cincinnati 81.0, San Diego State 69.2. **Officials:** Joe DeRosa, Rick Crawford, Terry Oglesby. **Technical:** None.



Game 11

#19/17 San Diego State 70
Ball State 57
 Dec. 20, 2014 ♦ San Diego, Calif.
 Viejas Arena ♦ Att.: 12,414

SAN DIEGO - No. 19/17 San Diego State rebounded from a loss with a victory for the 13th consecutive time as it beat visiting Ball State, 70-57, at Viejas Arena.

The win was SDSU's 20th straight at home and its 50th in row at Viejas Arena vs. unranked non-conference opponents.

The Aztecs pressured the Cardinals from the outset and forced 22 turnovers and got their hands on a number of passes, which slowed the Ball State offense. The suffocating defense helped SDSU take an early lead and eventually a 36-26 advantage at halftime.

After a first half that saw the Aztecs commit 11 turnovers and shoot 40.0 percent from the floor, San Diego State improved its effort in the final 20 minutes. SDSU put together a half that featured 11-for-22 shooting and four miscues to help build a 17-point lead with 7:13 left in the game.

The Cardinals would not get closer than 11 points the rest of the way despite shooting 44.4 percent in the second half, which was an improvement over their 36.8-percent effort in the first 20 minutes.

San Diego State head coach Steve Fisher played all 12 of his scholarship players in the first half and 11 ended up scoring at least two points. Nine Aztecs, meanwhile, logged double-digit minutes.

Leading the way for SDSU was Winston Shepard, who had 15 points, six rebounds, five assists and three steals. The junior's frontcourt teammates also enjoyed solid nights as JJ O'Brien turned in 13 points, six rebounds, three assists and two steals, and Skylar Spencer finished with 10 points, six rebounds and two blocked shots.

BSU	FG	3FG	FT	R	F	TP	A	TO	B	S	MP
House*	5-10	0-1	1-3	5	5	11	4	2	1	2	30
Sellers*	1-3	0-1	0-0	5	3	2	0	2	1	0	27
Karnieniecki*	6-12	0-0	3-4	10	3	15	1	5	0	3	29
Turner*	1-7	1-5	5-6	0	3	8	4	4	0	0	36
Tyler*	6-10	3-5	2-3	5	2	17	2	2	0	2	34
Klapway	0-1	0-1	0-0	2	0	0	0	1	0	1	10
Belcaster	0-3	0-1	4-5	1	1	4	0	2	0	0	21
Calhoun	0-0	0-0	0-0	1	3	0	0	1	0	0	13
Team				0					3		
Totals	19-46	4-14	15-21	29	20	57	11	22	2	8	200

SDSU	FG	3FG	FT	R	F	TP	A	TO	B	S	MP
Spencer*	2-3	0-0	6-6	6	3	10	1	0	2	0	30
Shepard*	5-11	0-0	5-6	2	2	15	5	2	0	3	28
O'Brien*	6-9	0-0	1-2	6	2	13	3	1	0	2	28
Quinn*	3-8	1-5	2-2	6	1	9	0	1	0	3	18
Kell*	1-3	1-1	0-0	2	1	3	2	3	0	0	24
Zabo	1-1	0-0	1-3	0	0	3	0	0	0	0	6
Chol	1-1	0-0	0-0	1	0	2	0	0	1	0	3
Allen	1-1	0-0	2-2	0	3	4	0	1	0	0	12
Polee II	0-5	0-2	2-6	2	2	2	0	2	0	0	12
Williams	2-2	1-1	1-2	2	1	6	0	3	0	1	14
Pope	0-2	0-0	0-0	1	0	0	0	1	1	0	7
Shringley	1-6	1-3	0-0	1	4	3	0	1	1	1	18
Team				2							
Totals	23-52	4-12	20-29	31	19	70	11	15	5	12	200

Halftime: San Diego State 36, Ball State 26. **FG%:** San Diego State 44.2, Ball State 41.3. **3FG%:** San Diego State 33.3, Ball State 28.6. **FT%:** Ball State 71.4, San Diego State 69.0. **Officials:** Tony Padilla, Frank Harvey III, Kelly Self. **Technical:** None.



Game 12

#rv/23 San Diego State 61
UC Riverside 33
 Dec. 22, 2014 ♦ San Diego, Calif.
 Viejas Arena ♦ Att.: 12,414

SAN DIEGO - On a day it dropped out of the Associated Press Top-25 Poll, No. rv/23 San Diego State used a stifling defense to defeat UC Riverside, 61-33, at Viejas Arena.

The game was played as secondary story after Dwayne Polee II collapsed to the floor with 11:08 left in the first half. The junior forward remained on the hardwood for a minimum of 10 minutes, but was conscious when he left the floor on a stretcher. He was later taken to a local hospital.

When played resumed, SDSU went on a 10-2 run to blow the game open. San Diego State eventually went into halftime ahead, 26-11.

The Aztecs did not let up in the second half, opening the period with an 8-3 spurt to propel them to a 21-point advantage. The Highlanders knocked down a three-pointer to temporarily slow San Diego State down, but their 18-point deficit would be their smallest the rest of the game. SDSU, meanwhile, grew its lead to 29 points late in the game before emerging with the 28-point victory.

Aqeel Quinn led all players with 18 points. The senior scored San Diego State's first 12 points in the initial 4 minutes, 12 seconds of the game. JJ O'Brien added 12 points and a game-high eight rebounds and four assists for an Aztec squad that allowed the second-fewest points in a game since at least 1996-97.

UC Riverside, which had zero double-figure scorers, was led by Taylor Johns' seven points and game-high 11 rebounds, while Steven Thornton chipped in eight points.

UCR	FG	3FG	FT	R	F	TP	A	TO	B	S	MP
Johns*	3-10	0-1	1-2	11	3	7	3	7	3	1	38
Thornton*	4-11	0-3	0-0	4	3	8	0	1	0	2	34
Larsson*	3-5	0-0	1-2	1	2	7	0	0	1	0	26
Gruninger*	0-2	0-1	0-0	0	4	0	0	1	0	1	10
Jones*	1-9	0-2	0-0	4	3	2	1	1	0	0	34
Bland	3-12	2-10	1-2	7	2	9	1	5	0	2	32
Standifer	0-2	0-0	0-0	2	1	0	0	0	0	2	11
Boezeman	0-0	0-0	0-0	0	1	0	0	0	0	0	11
Quick	0-0	0-0	0-0	1	0	0	0	2	0	0	4
Team				7							
Totals	14-51	2-17	3-6	37	19	33	5	17	4	8	200

SDSU	FG	3FG	FT	R	F	TP	A	TO	B	S	MP
Spencer*	0-0	0-0	2-4	3	0	2	2	1	4	0	26
Shepard*	1-7	0-3	5-6	2	1	7	1	0	1	0	23
O'Brien*	5-7	1-2	1-3	8	1	12	4	1	1	2	31
Quinn*	6-12	5-8	1-1	2	0	18	0	2	0	2	21
Kell*	2-5	0-2	1-4	4	1	5	2	2	1	0	20
Zabo	0-1	0-1	0-0	0	0	0	0	0	0	0	8
Allen	2-3	0-1	1-2	3	2	5	2	0	2	0	15
Polee II	0-2	0-1	0-2	1	0	0	0	0	0	0	5
Williams	2-2	0-0	0-0	2	1	4	1	0	0	0	16
Pope	2-5	1-2	0-0	2	2	5	0	1	0	0	14
U'u	0-2	0-1	0-0	2	1	0	0	0	0	0	1
Woldemichael	0-0	0-0	0-0	1	0	0	0	0	0	0	1
Staten	0-0	0-0	0-0	0	0	0	0	0	0	0	0+
Federico	0-2	0-2	0-0	0	0	0	0	0	0	0	0+
Shringley	1-5	1-4	0-0	5	3	3	1	2	0	1	19
Team				3							
Totals	21-53	8-27	11-22	38	12	61	13	9	9	7	200

Halftime: San Diego State 26, UC Riverside 11. **FG%:** San Diego State 39.6, UC Riverside 27.5. **3FG%:** San Diego State 29.6, UC Riverside 11.8. **FT%:** San Diego State 50.0, UC Riverside 50.0. **Officials:** Chris Rastatter, Kevin Brill, Ruben Ramos. **Technical:** None.

2014-15 Recaps



SIX CONSECUTIVE NCAA TOURNAMENT APPEARANCES ► NINE-TIME MW CHAMPIONS



Game 13

#rv/23 San Diego State 72
San Diego Christian 50
Dec. 27, 2014 ♦ San Diego, Calif.
Viejas Arena ♦ Att.: 12,414

SAN DIEGO - No. rv/23 San Diego State used a 20-2 first-half run to blow open the game and the Aztecs went on to defeat San Diego Christian, 72-50, to close out their non-conference portion of their schedule at Viejas Arena.

SDSU led the Hawks, 15-13, with 11:12 left in the first half before embarking on the aforementioned run. Outside of a Matt Shrigley three-pointer and two free-throws, and one free throw from Winston Shepard, 14 of the Aztecs' 20 points during their run came inside the paint.

San Diego Christian snapped the scoring spree with a Peter Beale-Wirsing layup with 1:35 left in the period. The teams exchanged three-pointers in the final 55 seconds to have the scoreboard read -- SDSU 38, SDC 20 -- at halftime.

The Aztecs maintained a cushion of at least 20 points in the opening minutes, but the Hawks scored five unanswered points at one point to cut their deficit to 19 points. San Diego State, however, responded with a 13-0 run to squash any San Diego Christian idea of a comeback.

Shepard led the Aztecs with 12 points and Shrigley reached double figures in scoring for the first time of 2014-15 when he finished with 11 points. True freshman Malik Pope enjoyed his best game of his career after he registered seven points and team highs in rebounds (6), assists (4) and blocked shots (2).

Beale-Wirsing led San Diego Christian with a game-high 17 points and eight rebounds. Frontcourt teammate Michael Lambert chipped in with six points and eight boards.

SDC	FG	3FG	FT	R	F	TP	A	TO	B	S	MP
Lambert*	3-6	0-0	0-1	8	3	6	0	2	0	1	25
Beale-Wirsing*	6-12	2-4	3-4	8	0	17	1	2	1	1	35
Nielsen*	1-8	1-7	0-0	1	0	3	2	1	0	0	21
Rodriguez*	1-7	1-5	0-0	3	1	3	2	4	0	1	28
Thompson*	3-12	0-2	0-0	4	1	6	4	1	0	0	32
Angulo	0-0	0-0	0-0	0	0	0	0	1	0	0	4
Eden	1-4	0-1	0-0	0	2	2	1	3	0	2	9
Davis	3-6	1-1	0-0	3	7	2	4	0	3	21	
McBride	0-2	0-1	0-0	2	2	0	1	0	0	0	9
Arceneaux	3-5	0-1	0-0	4	2	6	0	0	1	0	16
Team				9							1
Totals	21-62	5-22	3-5	39	14	50	13	19	2	8	200

SDSU	FG	3FG	FT	R	F	TP	A	TO	B	S	MP
Spencer*	2-3	0-0	0-2	5	0	4	0	0	2	0	19
Shepard*	5-12	1-2	1-2	5	0	12	1	2	1	1	17
O'Brien*	3-6	1-1	2-2	3	0	9	3	0	0	3	17
Quinn*	0-3	0-2	0-0	3	1	0	3	3	0	3	17
Kell*	2-4	1-2	1-2	2	0	6	2	1	0	0	17
Zabo	1-2	1-2	2-4	1	0	5	0	0	0	0	14
Chol	3-4	0-0	2-2	1	1	8	0	1	1	0	12
Allen	2-3	0-0	0-0	3	3	4	0	0	0	0	16
Williams	2-3	0-0	0-0	3	1	4	2	0	0	2	16
Pope	2-4	0-1	3-4	6	2	7	4	0	2	1	15
U'u	1-5	0-3	0-1	4	0	2	0	1	0	0	7
Woldemichael	0-1	0-1	0-0	0	0	0	0	1	0	1	7
Staten	0-0	0-0	0-0	1	0	0	0	0	0	0	3
Federico	0-2	0-2	0-0	1	0	0	0	0	1	0	3
Shrigley	3-7	3-7	2-2	0	0	11	1	2	0	2	20
Team				0							0
Totals	26-59	7-23	13-21	38	8	72	16	11	7	16	200

Halftime: San Diego State 38, San Diego Christian 20. FG%: San Diego State 44.1, San Diego Christian 33.9. 3FG%: San Diego State 30.4, San Diego Christian 22.7. FT%: San Diego State 61.9, San Diego Christian 60.0. Officials: Randy McCall, Dick Cartmell, Mike Scyphers. Technicals: None.



Game 14

#rv/25 San Diego State 53
Air Force 49
Dec. 31, 2014 ♦ San Diego, Calif.
Viejas Arena ♦ Att.: 12,414

SAN DIEGO - No. rv/25 San Diego State, the preseason favorite to win the Mountain West, began its regular-season title defense with a 53-49 victory over Air Force at Viejas Arena.

The Aztecs, who set the school record with their 23rd straight home victory, were forced to hold off the Falcons after they nearly erased a 19-point deficit to cut the SDSU lead to 50-49 with 42 seconds left.

Fortunately for San Diego State, Winston Shepard shook off a poor shooting afternoon (2-for-12) to knock down 1-of-2 free throw attempts with 24 seconds left and later made both tries with three seconds to go to provide the final four-point margin.

Between the Shepard miss and his two successful free throw attempts, SDSU locked down on the Falcons forcing them to call timeout. When action resumed, the Aztecs then forced the Academy into turning the ball over with five seconds on the game clock, setting up the Shepard free-throws.

San Diego State found itself in a tough position by starting the second half slow. The Aztecs, who took a 33-19 lead into the locker room at halftime, allowed the Falcons to open the period on a 15-4 run, which included 11 unanswered points.

With Air Force now within three of San Diego State, the Aztecs did not panic and went on their own 9-2 spurt to get their lead to 46-36 with 10:59 to play. The Falcons, however, would not go away, scoring eight straight points of their own to get back within two. The teams traded baskets, which led to Air Force pulling to within one point, 50-49, leading to the final Shepard free-throws.

JJ O'Brien led the Aztecs in scoring (10), rebounding (5), assists (3) and steals (3). Shepard finished with seven points, and Aqeel Quinn and Matt Shrigley both had nine points.

AFA	FG	3FG	FT	R	F	TP	A	TO	B	S	MP
Olesinski*	2-4	1-2	2-2	10	2	7	0	1	0	2	34
Williams*	4-8	0-2	3-3	6	2	11	1	0	1	4	32
Hammonds*	2-4	0-0	1-2	1	4	5	0	3	0	0	22
Lyons*	0-3	0-2	0-0	0	2	0	0	2	0	0	12
Yon*	6-13	0-2	3-4	3	0	15	1	4	0	0	37
Siples	0-0	0-0	0-0	0	0	0	0	0	0	0	0+
Kocour	1-3	0-1	1-2	1	3	3	3	3	0	0	25
Mooney	0-1	0-1	0-0	1	0	0	0	2	1	0	6
Eails	0-1	0-0	0-0	0	0	0	0	2	1	0	7
Graham	4-5	0-0	0-0	7	0	8	0	0	0	0	21
Moer	0-1	0-1	0-0	1	1	0	0	0	0	0	4
Team				4							4
Totals	19-43	1-11	10-13	34	14	49	5	17	3	6	200

SDSU	FG	3FG	FT	R	F	TP	A	TO	B	S	MP
Spencer*	2-3	0-0	0-2	4	1	4	0	1	1	0	20
Shepard*	2-12	0-1	3-4	4	0	7	3	1	0	0	26
O'Brien*	5-10	0-0	0-1	5	1	10	3	3	0	3	35
Quinn*	3-11	1-5	2-2	3	2	9	3	0	0	1	34
Kell*	3-7	0-2	0-0	2	0	6	0	1	0	0	19
Chol	3-3	0-0	0-1	5	1	6	1	0	1	1	18
Allen	1-1	0-0	0-0	0	4	2	1	0	1	0	18
Williams	0-0	0-0	0-0	1	2	0	0	1	0	0	6
Pope	0-2	0-1	0-0	1	1	0	1	1	1	0	8
Shrigley	3-12	3-12	0-0	2	2	9	0	1	0	1	16
Team				3							3
Totals	22-61	4-21	5-10	30	14	53	12	9	4	6	200

Halftime: San Diego State 33, Air Force 19. FG%: Air Force 44.2, San Diego State 36.1. 3FG%: San Diego State 19.0, Air Force 9.1. FT%: Air Force 76.9, San Diego State 50.0. Officials: Mike Reed, Tony Padilla, Gregory Nixon. Technicals: None.



Game 15

Fresno State 59
#rv/25 San Diego State 57
Jan. 3, 2015 ♦ Fresno, Calif.
Save Mart Center ♦ Att.: 5,910

FRESNO, Calif. - No. rv/25 San Diego State could not complete its 18-point second-half comeback as it fell on the road to Fresno State, 59-57, at Save Mart Center.

The loss snapped the Aztecs' 47-game winning streak vs. teams from the state of California and stopped an eight-game winning streak over Fresno State. It also prevented SDSU from opening conference play with an unblemished 2-0 record.

San Diego State trailed, 34-19, at halftime, but its deficit ballooned to 18 points with 18:32 left in the second half. The Aztecs, who later trailed 40-23 nearly five minutes later, began to chip away at the Bulldogs' lead. It started with a Matt Shrigley three-pointer with the sophomore scoring eight of SDSU's next 10 points. San Diego State ended what would be a 17-0 run with six consecutive Aqeel Quinn points to knot the score at 40 with 8:57 remaining.

The Bulldogs, however, responded with five unanswered points, while holding the Aztecs scoreless for the next 2:24. FS expanded its lead to 49-41, but D'Erryl Williams knocked down a three-pointer to get SDSU back to within five with 4:27 left.

Fresno State led by as many as 11 points with 1:35 remaining on the clock, but a series of three-pointers and free-throws got the Aztecs close late, but it was not enough in the end.

San Diego State found itself in a precarious position after a rough first half. The Aztecs turned the ball over on its first three possessions and were down, 10-0, not three minutes into the game. SDSU faced a 19-3 deficit before getting going offensively, but the hole proved to be too deep to climb out of.

Quinn led the Aztecs with 19 points, 14 of which came in the second half. Shrigley added 14 points, all coming in the final 20 minutes, and knocked down a career-high-tying four three-pointers. Winston Shepard, meanwhile, had 12 points.

SDSU	FG	3FG	FT	R	F	TP	A	TO	B	S	MP
Spencer*	0-2	0-0	1-4	6	3	1	1	2	4	0	22
Shepard*	4-10	1-2	3-3	2	5	12	0	3	0	0	28
O'Brien*	0-6	0-1	0-1	3	2	0	3	2	0	1	28
Quinn*	8-13	2-4	1-2	5	0	19	3	2	0	0	32
Kell*	1-4	0-1	0-0	7	2	2	2	0	3	0	19
Chol	1-2	0-0	0-1	6	2	2	0	2	1	0	18
Allen	0-2	0-0	2-2	3	2	2	0	0	0	0	5
Williams	1-3	1-2	0-0	2	3	3	1	1	0	1	18
Pope	1-2	0-0	0-0	0	2	0	1	0	0	0	6
Shrigley	5-6	4-5	0-0	2	2	14	0	2	0	1	24
Team				5							5
Totals	21-50	8-15	7-13	41	21	57	8	18	5	3	200

FS	FG	3FG	FT	R	F	TP	A	TO	B	S	MP
Davis*	2-3	0-0	2-2	3	3	6	0	1	6	0	35
Watson*	5-13	0-1	2-4	4	3	12	0	0	0	1	39
Owootuah*	0-3	0-1	0-0	2	2	0	2	0	0	0	37
Lewis*	4-16	1-7	5-6	4	1	14	1	3	0	3	38
Harris*	9-16	2-4	5-7	7	3	25	2	2	0	4	39
Taylor	0-0	0-0	0-0	0	2	0	0	0	0	0	4
Edo	1-3	0-0	0-0	2	1	2	1	0	0	0	8
Team				2							2
Totals	21-54	3-13	14-19	24	15	59	6	6	6	11	200

Halftime: Fresno State 34, San Diego State 19. FG%: San Diego State 42.0, Fresno State 38.9. 3FG%: San Diego State 53.3, Fresno State 23.1. FT%: Fresno State 73.7, San Diego State 53.8. Officials: Verne Harris, John Higgins, Rick Batsell. Technicals: Winston Shepard - SDSU, Skylar Spencer - SDSU, Marvelle Harris - FS.

2014-15 Recaps



SIX CONSECUTIVE NCAA TOURNAMENT APPEARANCES ► NINE-TIME MW CHAMPIONS

2014-15 RECAPS ◀ REVIEW



Game 16

#--/rv San Diego State 56
New Mexico 42

Jan. 6, 2015 ♦ San Diego, Calif.
Viejas Arena ♦ Att.: 12,414

SAN DIEGO - San Diego State rebounded from a disappointing loss at Fresno State by defeating New Mexico, 56-42, in front of an enthusiastic sold-out Viejas Arena crowd.

The win extended a 62-consecutive game streak without suffering a two-game losing skid and the Aztecs also won their 24th straight home game.

Winston Shepard was the catalyst in SDSU breaking open the game in the second half after it carried a 22-18 lead at halftime despite holding the Lobos to 29.8-percent shooting in the first half. The junior scored San Diego State's first six points and 10 of its initial 15 to start the period. Following a Shepard dunk, the Aztecs were ahead, 37-26, with 12:20 to play.

Over the next three-plus minutes, San Diego State was unable to put the Lobos away as New Mexico went on a mini 6-3 run to get them within six points of the Aztecs. A Matt Shrigley three-pointer and a save along the sideline that led to a Trey Kell three-point play boosted SDSU's lead to 46-34 and it never led by less than 11 points the final 8:29 of regulation.

Shepard ended the game with 20 points, on 7-of-10 shooting, and nine rebounds. Angelo Chol added a career-high 10 points in 20 minutes off the bench, and Shrigley, who was making his first start of the season, chipped in with eight points.

Skylar Spencer grabbed seven rebounds for the Aztecs, who outrebounded New Mexico, 37-31, attempted more free-throws (20-12) and committed fewer turnovers (9-11).

San Diego State also held its fourth opponent of the season to zero double-figure scorers. Obij Aget led the Lobos with seven points.

UNM	FG	3FG	FT	R	F	TP	A	TO	B	S	MP
Williams*	1-5	1-2	0-0	2	2	3	1	2	0	0	20
Agel*	2-3	0-0	3-4	4	2	7	0	3	1	0	32
Greenwood*	2-9	1-5	0-0	6	1	5	2	1	0	1	32
Adams*	0-1	0-0	2-2	3	1	2	0	1	0	0	9
Delaney*	1-5	0-0	2-2	3	0	4	0	1	1	1	24
N'Ganga	2-3	0-0	1-2	0	4	5	0	0	0	0	6
Goodman	2-8	0-2	0-0	2	1	4	0	0	0	0	11
Edwards	0-2	0-0	2-2	1	1	2	1	1	0	0	12
Logwood	2-4	1-2	0-0	2	0	5	1	0	1	0	17
Furstinger	1-3	0-1	0-0	1	2	2	0	0	0	0	9
Jacobs	1-4	1-2	0-0	6	1	3	3	1	0	0	28
Team				1			1				
Totals	14-47	4-14	10-12	31	15	42	8	11	3	2	200

SDSU	FG	3FG	FT	R	F	TP	A	TO	B	S	MP
Spencer*	0-1	0-0	0-0	7	4	0	0	0	0	0	20
Shepard*	7-10	0-1	6-10	9	1	20	2	5	0	0	29
O'Brien*	0-2	0-1	2-3	4	1	2	5	1	0	0	34
Quinn*	3-14	1-6	0-0	2	3	7	0	0	0	2	32
Shrigley*	3-9	2-7	0-0	2	0	8	1	0	1	2	26
Chol	4-5	0-0	2-4	2	1	10	1	1	0	0	20
Allen	2-3	0-0	0-0	2	1	4	1	1	1	1	14
Kell	1-6	0-2	3-3	4	0	5	1	1	0	0	19
Pope	0-1	0-1	0-0	2	0	0	0	0	0	0	6
Team				3							
Totals	20-51	3-18	13-20	37	11	56	11	9	2	5	200

Halftime: San Diego State 22, New Mexico 18. **FG%:** San Diego State 39.2, New Mexico 29.8. **3FG%:** New Mexico 28.6, San Diego State 16.7. **FT%:** New Mexico 83.3, San Diego State 65.0. **Officials:** Randy McCall, Michael Irving, Kipp Kissingner. **Technical:** None.



Game 17

#rv/rv San Diego State 60
#25/rv Wyoming 52

Jan. 14, 2015 ♦ Laramie, Wyo.
Arena-Auditorium ♦ Att.: 6,178

LARAMIE, Wyo. - San Diego State, which was receiving votes in both major top-25 polls, went into Arena-Auditorium and upset No. 25 Wyoming, 60-52, to hand the Cowboys their first conference loss of the season.

In beating Wyoming, SDSU also snapped the Cowboys' 13-game home winning streak, 12 of which occurred in 2014-15.

The turning point in the game came with just under 14:30 left in the second half. With San Diego State nursing a 33-32 lead, Aqeel Quinn nailed a three-pointer only to have Wyoming's Larry Nance, Jr., hit a jumper of his own. Then SDSU received another Quinn bucket, a defensive stop, a corner three-ball from Trey Kell, two more defensive stops, and then the dagger, Dakarai Allen's first career three-pointer to give the Aztecs a 44-34 lead with 12:04 to go.

Wyoming trailed by seven points with 3:57 left in regulation, but San Diego State killed nearly two minutes off the game clock after owning the offensive glass. The Aztecs missed four consecutive shots, but grabbed the rebound each time before Quinn was fouled and the senior converted both free-throws to put SDSU up, 50-41, with 2:03 to play.

With time running out, the Cowboys elected to send the Aztecs to the free throw line, but San Diego State was up to the task as it made 10 of its final 13 from the charity stripe to seal the game. Kell was extremely good from the line, making his final six attempts before finishing 9-for-10.


Quinn led the Aztecs, who enjoyed a 26-24 halftime lead, with 14 points and Kell came off the bench to add 12 points. Winston Shepard filled the stat sheet with 10 points and team highs of six rebounds and two assists.

Nance, Jr. topped Wyoming with 19 points and eight rebounds, while Josh Adams added 14 points and five rebounds. Both played a game-high 38 minutes.

SDSU	FG	3FG	FT	R	F	TP	A	TO	B	S	MP
Spencer*	2-4	0-0	0-0	3	2	4	0	0	3	0	20
Shepard*	4-11	0-2	2-4	6	1	10	2	3	0	1	31
O'Brien*	4-8	0-1	0-0	3	0	8	1	3	0	0	32
Shrigley*	0-1	0-1	0-0	2	1	0	1	1	0	3	23
Quinn*	4-15	2-8	4-6	1	3	14	2	1	0	0	33
Chol	1-4	0-0	1-1	5	3	3	0	2	3	2	16
Allen	1-2	1-1	1-2	3	3	4	1	0	1	0	12
Kell	1-2	1-2	9-10	2	2	12	0	0	0	0	22
Pope	1-2	1-2	2-2	2	1	5	0	0	0	1	11
Team				7							
Totals	18-49	5-17	19-25	34	16	60	7	10	7	7	200

UW	FG	3FG	FT	R	F	TP	A	TO	B	S	MP
Cooke, Jr.*	2-5	0-0	0-0	1	3	4	0	2	1	1	21
Nance, Jr.*	8-14	1-3	2-2	8	2	19	2	3	1	1	38
Hankerson, Jr.*	3-6	2-3	0-0	0	3	8	2	1	0	0	29
Grabau*	1-5	0-3	5-5	2	4	7	1	1	0	0	32
Adams*	4-10	1-4	5-5	5	4	14	1	3	0	0	38
Lieberman	0-0	0-0	0-0	0	0	0	0	1	0	0	4
McManamen	0-1	0-0	0-0	2	5	0	3	0	0	0	18
Herdon	0-2	0-1	0-1	4	1	0	0	0	1	0	20
Team				4				2			
Totals	18-43	4-14	12-13	26	22	52	9	13	3	2	200

Halftime: San Diego State 26, Wyoming 24. **FG%:** Wyoming 41.9, San Diego State 36.7. **3FG%:** San Diego State 29.4, Wyoming 28.6. **FT%:** Wyoming 92.3, San Diego State 76.0. **Officials:** Verne Harris, Mike Reed, Chris Rastatter. **Technical:** None.



Game 18

#rv/rv San Diego State 53
UNLV 47

Jan. 17, 2015 ♦ San Diego, Calif.
Viejas Arena ♦ Att.: 12,414

SAN DIEGO - San Diego State rallied from an 11-point second-half deficit to defeat visiting UNLV for the fourth straight time, 53-47, at Viejas Arena.

The Aztecs, who found themselves trailing 24-17 at halftime, were looking at a 33-22 disadvantage with 17:36 left in the second half. Skylar Spencer and Angelo Chol both connected on layups to get SDSU to within seven points, but UNLV's Rashad Vaughn stopped the spurt with a basket of his own.

On the Aztecs' next possession, JJ O'Brien hit a three-pointer at the top of the arc, but Vaughn, once again, answered, this time with a three-pointer to give UNLV a nine-point lead. Over a minute later, Chol went to work and got himself another layup only to have Vaughn respond with yet another hoop.

At this point, SDSU trailed, 40-31, but embarked on a 9-0 run to knot the score. Patrick McCaw, who scored 12 points in the first half, knocked down a three to give the Rebels a 43-40 lead with 7:59 to go.

The Aztecs answered with five straight points, the last two on a running floater from Aqeel Quinn to give SDSU a 45-43 lead. Vaughn made two free-throws on UNLV's next possession to level the score, but San Diego State ended the game on an 8-0 run to pull away. SDSU nearly held the Runnin' Rebels scoreless for the final 4:51 until Cody Doolin made a layup with 16 seconds left in the contest to provide the final margin.

O'Brien led the Aztecs with 11 points and 10 rebounds to record his second double-double of the season. Quinn added a team-high 14 points for the second game in a row.

UNLV was paced by Vaughn's 17 points and McCaw's 15. Goodluck Okonoboh added 11 points. Christian Wood, who entered the game averaging a double-double was held in check by O'Brien. Wood finished with two points and three rebounds.

UNLV	FG	3FG	FT	R	F	TP	A	TO	B	S	MP
Wood*	1-4	0-2	0-0	3	0	2	1	3	3	0	32
Okonoboh*	5-7	0-0	1-3	3	4	11	1	1	3	0	36
Vaughn*	6-16	3-6	2-2	5	2	17	4	2	0	1	37
McCaw*	6-11	3-6	0-0	6	2	15	3	3	0	3	37
Doolin*	1-3	0-1	0-0	2	2	2	3	2	0	1	33
Cornish	0-1	0-0	0-0	1	2	0	0	1	0	0	6
Morgan	0-2	0-1	0-0	0	1	0	0	2	0	1	9
Kendrick	0-0	0-0	0-0	1	2	0	0	0	0	0	10
Walker	0-0	0-0	0-0	0	0	0	0	0	0	0	0+
Team				4							2
Totals	19-44	6-16	3-5	25	15	47	12	16	6	6	200

SDSU	FG	3FG	FT	R	F	TP	A	TO	B	S	MP
Spencer*	1-2	0-0	1-4	3	0	3	0	0	0	1	19
Shepard*	3-9	0-0	0-1	5	0	6	3	3	0	0	26
O'Brien*	4-8	1-1	2-2	10	1	11	2	0	0	1	38
Quinn*	6-11	1-4	1-3	3	1	14	2	0	0	0	34
Shrigley*	0-6	0-5	0-0	2	0	0	3	2	0	0	17
Chol	4-6	0-0	0-0	2	3	8	0	2	0	0	20
Allen	1-4	0-1	3-4	1	3	5	0	1	1	1	19
Williams	0-0	0-0	0-0	0	0	1	1	0	0	0	2
Kell	1-4	0-1	2-2	3	1	4	3	1	0	2	18
Pope	1-2	0-0	0-1	1	0	2	0	1	0	0	7
Team				6							
Totals	21-52	2-12	9-17	36	9	53	14	11	2	4	200

Halftime: UNLV 24, San Diego State 17. **FG%:** UNLV 43.2, San Diego State 40.4. **3FG%:** UNLV 37.5, San Diego State 16.7. **FT%:** UNLV 60.0, San Diego State 52.9. **Officials:** Mike Scypfers, Michael Irving, Shawn Lehigh. **Technical:** None.

AZTEC BASKETBALL MEDIA GUIDE

2014-15 Recaps



SIX CONSECUTIVE NCAA TOURNAMENT APPEARANCES ▶ NINE-TIME MW CHAMPIONS

REVIEW ▶ 2014-15 RECAPS



Game 19

#rv/rv San Diego State 77
Air Force 45

Jan. 20, 2015 ♦ USAFA, Colo.
Clune Arena ♦ Att.: 1,209

USAF ACADEMY, Colo. - San Diego State made a season-high 13 three-pointers and shot 58.3-percent from the field, including 59.1-percent from behind the arc, to defeat Air Force, 77-45, at Clune Arena.

SDSU's 32-point margin of victory was its largest ever in a Mountain West road game and the second-largest MW win regardless of location. The Aztecs' 13 three-point makes, meanwhile, were tied for the most in a Mountain West outing in school history.

San Diego State opened the game with a Skylar Spencer dunk and never looked back. Air Force got to within 7-6 in the early going, but consecutive three-pointers from Matt Shrigley spurred an 8-0 run to give the visitors a 15-6 lead. A Falcon three-pointer cut their deficit to six, but that would be as close as they would get the rest of the game.

The Aztecs shot 60 percent from the field in the first half and made 8-of-12 from beyond the three-point arc to take a 41-18 lead. SDSU's season-high for three-pointers in a game coming into the contest was nine.

In the second half it was all Aztecs as they extended their lead to 26 points thanks to a JJ O'Brien three-pointer to open the period. Air Force later went on an 8-3 run to get its deficit to 16 points, but San Diego State quickly inflated its lead back into the 20s and later the 30s before settling on the 32-point victory.

Aqeel Quinn led all players with 17 points on the strength of five three-pointers. O'Brien and Shepard each scored 11 points with the latter adding a team-high seven rebounds and seven assists.

SDSU	FG	3FG	FT	R	F	TP	A	TO	B	S	MP
Spencer*	1-1	0-0	0-0	5	1	2	1	1	1	1	22
Shepard*	3-7	2-3	3-4	7	1	11	7	4	0	1	23
O'Brien*	5-9	1-2	0-0	3	3	11	3	0	0	5	22
Shrigley*	3-6	3-5	0-0	1	1	9	1	2	3	0	22
Quinn*	6-9	5-7	0-0	1	1	17	4	0	0	0	27
Chol	2-3	0-0	1-2	4	0	5	0	1	0	0	16
Allen	2-4	0-2	0-2	4	2	4	2	2	0	1	21
Williams	0-0	0-0	0-0	0	1	0	0	0	0	1	9
Kell	3-5	1-2	2-2	2	1	9	2	1	0	1	19
Pope	3-4	1-1	2-4	4	1	9	0	0	2	1	19
Team				2					1		
Totals	28-48	13-22	8-14	33	12	77	20	12	6	11	200

AFA	FG	3FG	FT	R	F	TP	A	TO	B	S	MP
Olesinski*	1-4	0-3	0-0	2	2	2	1	1	0	0	22
Hammonds*	1-3	0-1	2-2	2	2	4	1	2	1	1	12
Graham*	2-6	0-2	0-0	3	1	4	0	0	0	0	22
Kocur*	0-5	0-3	0-0	0	0	0	1	2	0	1	23
Lyons*	3-8	0-2	0-0	2	1	6	2	2	0	3	32
Siples	0-0	0-0	1-4	0	1	1	1	1	0	0	5
Mooney	3-4	1-1	0-0	1	1	7	1	2	0	1	19
Earls	3-5	0-1	2-4	1	3	8	2	1	0	0	22
James	0-1	0-1	0-0	0	0	0	0	0	0	0	4
Broekhuis	0-0	0-0	0-0	0	1	0	0	1	0	0	4
Manning	2-4	2-4	1-2	1	2	7	0	0	0	0	17
Moer	3-5	0-0	0-0	4	2	6	0	0	1	0	18
Team				3							
Totals	18-45	3-18	6-12	19	16	45	9	12	2	6	200

Halftime: San Diego State 41, Air Force 18. **FG%:** San Diego State 58.3, Air Force 40.0. **3FG%:** San Diego State 59.1, Air Force 16.7. **FT%:** San Diego State 57.1, Air Force 50.0. **Officials:** Randy McCall, John Higgins, Larry Spaulding. **Technical:** None.



Game 20

#rv/rv Colorado State 79
#rv/rv San Diego State 73

Jan. 24, 2015 ♦ Fort Collins, Colo.
Moby Arena ♦ Att.: 8,745

FORT COLLINS, Colo. - San Diego State had its four-game winning streak stopped as Colorado State earned a 79-73 victory in front of a sold-out Moby Arena.

The loss wasted a pair of career performances from Malik Pope and Matt Shrigley. Pope finished with a career-high 22 points and seven rebounds in 28 minutes off the bench. He posted his first career 20-point effort after connecting on 9-of-11 from the floor, including 4-for-4 from behind the three-point arc. As for Shrigley, he was 6-for-7 from the field and 4-of-5 from three-point distance en route to 16 points.

The Rams started off by torching the net, making their first six three-pointers, the last of which gave them a 20-8 lead. By the time Colorado State missed its first from behind the arc, it enjoyed a 27-10 lead with 10:19 left in the first half.

Shrigley and JJ O'Brien, however, got the Aztecs back in the game, combining to score 12 unanswered points, with Pope adding a dunk to bring the visitors to within three points with 3:47 left in the half. CSU went into halftime ahead, 40-32.

San Diego State trailed by as many as 12 with 13:35 left in regulation, but slowly chipped away. With under five minutes to play, SDSU received back-to-back three-pointers from Pope and Shrigley to bring the score to 73-72 in favor of the home side.

The Aztecs got a pair of defensive stops, but Aqeel Quinn missed a layup and O'Brien missed two free-throws. SDSU got another stop, but Quinn was off the mark from three again.

On the next possession, Colorado State made two free-throws to move ahead by three. Quinn had a chance to get the Aztecs to within one point with a pair of free-throws with 1:50 left, but made only one and CSU eventually pulled away.

J.J. Avila led CSU with 29 points. The Rams were 12-for-21 three-point distance.

SDSU	FG	3FG	FT	R	F	TP	A	TO	B	S	MP
Spencer*	0-1	0-0	1-2	2	2	1	1	0	1	0	12
Shepard*	0-5	0-2	2-4	4	2	2	1	2	1	0	17
O'Brien*	7-15	0-1	0-3	5	3	14	2	2	1	1	38
Shrigley*	6-7	4-5	0-0	4	0	16	2	0	0	0	28
Quinn*	3-12	0-6	4-5	4	0	10	1	1	0	0	35
Chol	0-1	0-0	0-0	4	0	1	0	0	0	0	4
Allen	1-2	0-0	0-0	1	5	2	0	1	0	0	23
Kell	2-5	0-1	2-3	1	1	6	1	0	0	0	15
Pope	9-11	4-4	0-0	7	2	22	2	1	0	1	28
Team				4							
Totals	28-59	8-19	9-17	32	19	73	11	7	3	2	200

CSU	FG	3FG	FT	R	F	TP	A	TO	B	S	MP
Kidd*	2-6	2-2	8-10	4	3	14	2	1	1	0	21
Daniels*	1-4	0-0	0-0	4	2	2	1	0	0	0	23
Avila*	12-16	2-4	3-4	3	2	29	2	1	0	2	37
Bejarano*	4-11	3-6	3-4	3	4	14	5	1	0	0	29
De Ciman*	2-7	2-4	2-2	4	2	8	4	0	0	0	37
Clavell	3-6	2-3	1-2	2	0	9	0	1	0	0	23
Gillon	1-4	1-2	0-0	2	1	3	1	1	0	1	19
Richardson III	0-0	0-0	0-0	3	0	0	0	0	0	0	7
Hurst	0-0	0-0	0-0	0	0	0	0	0	0	0	2
Holt	0-0	0-0	0-0	0	0	0	0	0	0	0	2
Team				11							
Totals	25-54	12-21	17-22	36	14	79	15	5	1	3	200

Halftime: Colorado State 40, San Diego State 32. **FG%:** San Diego State 47.5, Colorado State 46.3. **3FG%:** Colorado State 57.1, San Diego State 42.1. **FT%:** Colorado State 77.3, San Diego State 52.9. **Officials:** Verne Harris, Tony Padilla, Jon Stigliano. **Technical:** Team - Colorado State.



Game 21

#rv/rv San Diego State 58
Fresno State 47

Jan. 27, 2015 ♦ San Diego, Calif.
Viejas Arena ♦ Att.: 12,414

SAN DIEGO - San Diego State avenged one of its Mountain West losses by defeating Fresno State, 58-47, in front of the Aztecs' 50th straight regular-season sell-out at Viejas Arena.

SDSU's 26th straight home victory featured four Aztecs in double figures led by Aqeel Quinn's 16 points. JJ O'Brien added 12 points and a game-high two assists, Winston Shepard chipped in 11 points and a team-high nine boards, and Angelo Chol came off the bench to contribute a career-high 10 points and a season-high seven rebounds.

Fresno State looked poised to keep up with San Diego State and make it difficult for them rebound from a loss the game before at Colorado State. The contest was tied at 19 with 4:33 left in the first half, but the Aztecs scored 11 unanswered points to take a 30-19 lead and eventually went into halftime ahead, 32-22.

The Aztecs were looking to continue a 13-game winning streak while leading at the half, while the Bulldogs were to stop a 10-game losing skid when facing a deficit at the mid-way point.

The Bulldogs' Julien Lewis scored the first two points of the second half to cut their deficit to nine points, but an 11-2 run thanks to six Chol points expanded SDSU's lead to 17 points and the Aztecs were never threatened the rest of the way.

San Diego State only shot 36.0 percent from the floor, but outrebounded the Bulldogs, 40-28, and enjoyed a 17-9 advantage in offensive rebounding. The Aztecs also went 20-for-28 from the free throw line and were whistled for just nine fouls leading to Fresno State's 8-for-9 effort from the charity stripe.

The Bulldogs, meanwhile, outshot the Aztecs from the field, connecting on 36.5 percent, but were doomed by their 1-for-10 effort from behind the three-point arc.

FS	FG	3FG	FT	R	F	TP	A	TO	B	S	MP
Davis*	4-9	0-0	0-0	10	3	8	0	3	4	1	28
Watson*	4-11	1-4	1-2	5	2	10	0	3	0	1	38
Owootoah*	0-1	0-0	0-0	0	3	0	0	2	0	3	24
Lewis*	0-3	0-0	2-2	2	4	2	0	0	0	0	14
Harris*	5-12	0-3	3-3	3	3	13	1	1	0	1	39
Taylor	1-2	0-0	0-0	0	1	2	1	1	0	1	15
Guererro	2-7	0-3	0-0	4	4	4	2	3	0	2	28
Edo	3-7	0-0	2-2	2	1	8	0	0	1	0	14
Team				2					1		
Totals	19-52	1-10	8-9	28	21	47	4	14	5	9	200

SDSU	FG	3FG	FT	R	F	TP	A	TO	B	S	MP
Spencer*	0-2	0-0	1-2	4	2	1	0	1	4	0	18
Shepard*	5-9	0-0	1-2	9	0	11	1	6	0	0	27
O'Brien*	4-13	1-2	3-4	4	2	12	2	0	1	1	35
Quinn*	4-6	1-2	7-10	2	1	16	0	5	0	2	32
Shrigley*	1-3	0-2	0-0	3	1	2	0	0	0	0	23
Chol	4-10	0-0	2-2	7	1	10	0	2	2	0	18
Allen	0-4	0-0	3-4	5	1	3	1	1	0	1	22
Williams	0-0	0-0	0-0	0	0	0	0	0	0	0	5
Pope	0-3	0-0	3-4	4	1	3	0	0	0	0	17
Woldemichael	0-0	0-0	0-0	0	0	0	0	0	1	0	1
Staten	0-0	0-0	0-0	0	0	0	0	0	0	0	1
Federico	0-0	0-0	0-0	0	0	0	0	0	0	0	1
Team				2					1		
Totals	18-50	2-6	20-28	40	9	58	4	17	7	4	200

Halftime: San Diego State 32, Fresno State 22. **FG%:** Fresno State 36.5, San Diego State 36.0. **3FG%:** San Diego State 33.3, Fresno State 10.0. **FT%:** Fresno State 88.9, San Diego State 71.4. **Officials:** David Hall, Kipp Kissinger, Keith Kimble. **Technical:** Alex Davis - FS.

AZTEC BASKETBALL MEDIA GUIDE

2014-15 Recaps



SIX CONSECUTIVE NCAA TOURNAMENT APPEARANCES ► NINE-TIME MW CHAMPIONS



Game 22

#rv/rv San Diego State 62
Utah State 42

Jan. 31, 2015 ♦ San Diego, Calif.
Viejas Arena ♦ Att.: 12,414

SAN DIEGO - San Diego State stifled Utah State defensively and put up 41 points in the second half to defeat the Aggies, 62-42, at Viejas Arena.

The Aztecs closed the first half on a 7-3 run, which encompassed 5 minutes, 27 seconds to take a 21-14 lead. The modest spurt was a sign of things to come as SDSU scored on its first five possessions of the second half to take a commanding 33-16 lead with 16:45 left in the second period.

San Diego State scored 12 points in the initial 3 minutes, 15 seconds after halftime while allowing one Utah State basket, which came with 18:54 on the clock. The Aggies next bucket did not occur until there was 11:46 left in the contest and at that point, SDSU led, 37-18, and was in complete control.

The Aztecs were as efficient offensively in the second half as they were stingy on defense the entire game. San Diego State shot 51.6 percent from the floor, including a 6-for-10 effort from behind the three-point arc. Malik Pope and Skylar Spencer had a lot to do with it as Pope was 5-for-7 shooting and scored all of his 13 points in the final period. Spencer, meanwhile, was 4-for-5 from the field and finished with eight points.

Aqeel Quinn led all players with 15 points and contributed three of San Diego State's nine three-pointers for the game.

Utah State was led by Jalen Moore, who scored 13 points and pulled down a game-high nine rebounds. No other Aggies player scored more than seven points.

USU	FG	3FG	FT	R	F	TP	A	TO	B	S	MP
Collette*	2-6	0-0	2-5	3	4	6	1	2	2	0	23
Moore*	3-7	2-2	5-6	9	1	13	2	4	1	1	26
Perkins*	2-7	1-3	0-0	6	2	5	0	4	0	0	30
Pearre*	0-4	0-2	0-2	0	1	0	0	2	0	0	20
Smith*	3-7	1-4	0-0	2	2	7	1	1	0	0	28
Cureton	2-5	2-4	0-0	1	0	6	0	0	0	0	10
Noma'aea	1-2	0-0	0-0	0	0	2	0	0	0	0	4
Orchard	0-2	0-0	0-0	3	0	0	2	0	0	0	4
Bolton	0-0	0-0	0-0	1	0	0	1	2	0	0	6
McGlaston	0-4	0-2	0-0	5	0	0	2	3	0	0	18
Harris	0-1	0-0	0-2	2	1	0	2	0	0	0	14
Jones	1-3	0-0	1-2	2	1	3	0	1	0	0	17
Team				3							
Totals	14-48	6-17	8-17	37	12	42	11	19	3	1	200

SDSU	FG	3FG	FT	R	F	TP	A	TO	B	S	MP
Spencer*	4-5	0-0	0-0	7	2	8	0	1	3	0	19
Shepard*	1-9	0-2	2-2	3	0	4	1	2	0	3	23
O'Brien*	2-5	0-0	0-0	6	0	4	4	0	0	0	26
Quinn*	5-10	3-4	2-3	1	1	15	1	4	0	2	27
Shrigley*	2-3	1-2	0-0	0	1	5	2	0	0	0	11
Zabo	0-0	0-0	0-0	0	0	0	1	0	0	0	4
Chol	1-2	0-0	0-0	3	1	2	0	2	1	1	18
Allen	1-3	0-0	1-2	4	2	3	1	1	0	4	19
Williams	0-0	0-0	0-0	0	0	1	0	0	0	0	9
Kell	2-5	1-3	0-1	2	2	5	4	2	0	0	19
Pope	5-9	3-5	0-0	4	3	13	1	2	0	0	19
Woldemichael	1-1	1-1	0-0	0	0	3	0	0	0	0	2
Staten	0-3	0-1	0-0	0	0	0	1	0	0	0	2
Federico	0-0	0-0	0-0	0	1	0	0	0	0	0	2
Team				7							
Totals	24-55	9-18	5-8	37	13	62	17	14	4	10	200

Halftime: San Diego State 21, Utah State 14. **FG%:** San Diego State 43.6, Utah State 29.2. **3FG%:** San Diego State 50.0, Utah State 35.3. **FT%:** San Diego State 62.5, Utah State 47.1. **Officials:** Larry Spaulding, Dan Chrisman, Rick O'Neill. **Technical:** None.



Game 23

#rv/rv San Diego State 65
Nevada 63

Feb. 4, 2015 ♦ Reno, Nev.
Lawlor Events Center ♦ Att.: 5,832

RENO, Nev. - SDSU survived three second-half surges from Nevada to defeat the Wolf Pack, 65-63, at Lawlor Events Center.

The Aztecs appeared to be in complete control and poised to run away with the game when they scored 10 unanswered points before the clock hit 15:00 in the second half to take a 45-33 lead. Then with SDSU up by 10 points a couple of minutes later, Nevada scored 13 of the game's next 17 points to cut the Aztecs' lead to one.

Matt Shrigley answered the Wolf Pack run with a three-pointer, which sparked a 10-4 San Diego State spurt to put the visitors ahead, 60-53, with 2:47 to play.

Nevada's Eric Cooper, Jr., however, would not let the Wolf Pack go quietly into the night as he sandwiched a JJ O'Brien free throw with two three-pointers to get the home side to within two points. Michael Perez then stole the ball away and converted a layup to knot the score at 61.

Following a Nevada timeout, O'Brien did what he had done the entire second half and scorched the Wolf Pack by completing a three-point play to put SDSU up by three with 51 seconds left.

The final 19 seconds seemed like an eternity for San Diego State as Dakarai Allen blocked Cooper, Jr.'s three-point attempt only to have AJ West putback the miss, cutting SDSU's lead to one. Nevada fouled Trey Kell and he made one of two free-throws to move the Aztecs ahead, 65-63.

Following an SDSU timeout, Kell committed the Aztecs' final foul before moving into the bonus, giving Nevada two seconds to get a shot off. Perez took a corner three and missed, but West gathered the rebound and could not get his shot to fall as time expired to allow the Aztecs to escape.

O'Brien had 13 of his season-high 18 points in the second half, while Aqeel Quinn added 11 points.

SDSU	FG	3FG	FT	R	F	TP	A	TO	B	S	MP
Spencer*	2-4	0-0	1-1	4	2	5	0	2	0	2	21
Shepard*	2-10	1-3	2-2	7	1	7	2	1	1	0	22
O'Brien*	7-14	1-2	3-5	4	2	18	3	4	0	2	33
Shrigley*	3-8	3-7	0-0	0	2	9	1	1	1	0	25
Quinn*	4-6	0-2	3-4	3	1	11	2	3	0	1	30
Chol	2-2	0-0	0-0	2	2	4	0	0	0	0	19
Allen	1-5	1-2	0-0	1	2	3	0	0	1	0	11
Kell	1-2	0-0	2-4	1	1	4	5	2	0	2	22
Pope	2-3	0-1	0-0	5	0	4	0	2	0	0	17
Team				6							
Totals	24-54	6-17	11-16	33	13	65	13	13	5	6	200

NEV	FG	3FG	FT	R	F	TP	A	TO	B	S	MP
West*	5-9	0-0	4-4	13	4	14	2	2	1	2	33
Stivrins*	4-5	1-1	0-0	5	3	9	0	1	1	0	22
Coleman*	0-6	0-0	0-0	1	1	0	1	0	0	0	19
Criswell*	3-5	0-0	2-4	2	3	8	1	3	0	0	27
Cooper*	7-12	3-5	0-0	1	0	17	1	3	0	1	34
Rodriguez	0-1	0-0	0-0	0	0	0	0	1	0	0	12
Fenner	3-8	0-0	2-2	0	2	8	2	0	0	3	17
Perez	2-7	0-2	0-1	0	1	4	3	0	0	3	24
Stevens	1-1	0-0	1-2	3	2	3	0	0	1	0	12
Team				3							
Totals	25-54	4-8	9-13	28	16	63	10	10	3	9	200

Halftime: San Diego State 30, Nevada 28. **FG%:** Nevada 46.3, San Diego State 44.4. **3FG%:** Nevada 50.0, San Diego State 35.3. **FT%:** Nevada 69.2, San Diego State 68.8. **Officials:** Tony Padilla, Bob Staffen, Chris Rastlatter. **Technical:** None.



Game 24

Boise State 61
#rv/rv San Diego State 46

Feb. 8, 2015 ♦ Boise, Idaho
Taco Bell Arena ♦ Att.: 10,511

BOISE, Idaho - San Diego State trailed by as many as 17 points in the first half and rallied in the second half to get within four, but could not get over the hump as it fell on the road at Boise State, 61-46.

The Broncos came out firing and jumped the Aztecs from the beginning. Of Boise State's first 10 field goals, nine were from behind the three-point arc. After their barrage of three-pointers, the Broncos received back-to-back buckets from Derrick Marks to give Boise State a 27-10 lead with 6:16 remaining in the first half.

A late 8-0 run brought the Aztecs to within nine points with under a minute to go, but Montigo Alford made a three-pointer with 32 seconds left to give the Broncos a 30-18 lead at halftime.

The second period did not start well for San Diego State as it opened with a turnover and allowed a James Webb III jumper. Trailing 34-20, SDSU embarked on a 10-0 run, featuring five points apiece from JJ O'Brien and Aqeel Quinn. The 10 unanswered points cut Boise State's lead to 34-30, but the Broncos responded with a Bob Heyer three-ball.

Just over a minute later, San Diego State found itself within five points of Boise State, but again, gave up a three-pointer, this time to Webb III, which sparked a 7-0 spurt.

With under 10 minutes to play, the Aztecs cut their deficit to single digits (eight points), but allowed a Webb III three-point play to help Boise State increase its lead to 47-36. San Diego State ended up trailing by double figures the rest of the way.

O'Brien finished the game with his second straight 18-point effort, this time producing 18 points and 10 rebounds. Winston Shepard, meanwhile, chipped in with 12 points and six boards.

For Boise State, Marks scored 19 points on 5-of-16 shooting, including a 1-for-7 effort from behind the three-point arc. Webb III had 17 points and Nick Duncan added 12.

SDSU	FG	3FG	FT	R	F	TP	A	TO	B	S	MP
Spencer*	0-0	0-0	1-2	5	0	1	0	1	2	1	21
Shepard*	6-11	0-2	0-2	6	4	12	0	2	0	1	27
O'Brien*	8-18	0-2	2-2	10	2	18	3	3	0	1	38
Shrigley*	2-9	2-7	0-0	1	2	6	0	1	0	1	29
Quinn*	2-10	0-5	1-1	3	4	5	0	1	0	0	32
Chol	0-1	0-0	0-0	1	0	0	1	0	0	0	4
Allen	0-1	0-1	0-0	1	2	0	1	0	0	0	10
Kell	1-3	0-1	0-0	2	0	2	1	2	1	0	16
Pope	1-3	0-1	0-1	6	2	2	1	2	0	0	23
Team				3							
Totals	20-56	2-19	4-8	37	17	46	6	13	3	4	200

BSU	FG	3FG	FT	R	F	TP	A	TO	B	S	MP
Duncan*	4-4	3-3	1-2	1	2	12	2	0	0	2	38
Webb III*	5-9	2-5	5-5	7	4	17	0	1	0	1	25
Thompson*	1-4	1-2	0-0	2	1	3	0	1	0	1	22
Marks*	5-16	1-7	8-10	5	1	19	3	2	0	1	37
Hutchinson*	0-2	0-0	0-0	1	0	0	0	0	0	1	7
Hadziomerovic	0-3	0-3	0-0	4	2	0	2	1	0	0	20
Alford	2-5	2-3	1-2	3	1	7	1	1	0	1	19
Heyer	1-1	1-1	0-0	4	3	3	1	0	1	0	30
Wacker	0-0	0-0	0-0	0	0	0	0	0	0	0	2
Team				1							
Totals	18-44	10-24	15-19	28	14	61	9	6	1	7	200

Halftime: Boise State 30, San Diego State 18. **FG%:** Boise State 40.9, San Diego State 35.7. **3FG%:** Boise State 41.7, San Diego State 10.5. **FT%:** Boise State 78.9, San Diego State 50.0. **Officials:** Dick Cartmell, Mike Reed, Brent Meaux. **Technical:** None.

2014-15 Recaps

SIX CONSECUTIVE NCAA TOURNAMENT APPEARANCES ► NINE-TIME MW CHAMPIONS



Game 25

#rv/rv San Diego State 67
#-/rv Wyoming 41
Feb. 11, 2015 ♦ San Diego, Calif.
Viejas Arena ♦ Att.: 12,414

SAN DIEGO - San Diego State held Wyoming to its lowest scoring output of the season and swept the season series by defeating the Cowboys, 67-41, inside an enthusiastic Viejas Arena.

With the victory, the Aztecs broke a first-place tie with Wyoming and reclaimed sole possession of the top spot in the Mountain West on a night when SDSU honored the late Tony Gwynn and his 2014 MW championship baseball team.

Aqeel Quinn opened the game with a three-pointer and not 30 seconds later the score was tied after Derek Cooke, Jr. converted a three-point play. The Aztecs, however, put the game to bed with a 15-0 run and enjoyed a 36-14 lead at halftime. For SDSU, it marked the ninth time it held an opponent to fewer than 20 points in the first half and was the Cowboys' fewest points they had scored in the first 20 minutes of a game in 2014-15.

Things did not get any better for Wyoming in the second half as it faced a deficit of at least 21 points the rest of the way. The Aztecs, meanwhile, continued to fire on all cylinders, getting contributions from everyone who saw action.

As a team, San Diego State shot 43.6 percent from the floor and 10-for-20 from behind the three-point arc. SDSU made six three-pointers in the first half alone, one game after knocking down 2-of-19 from bonus distance (10.5 percent).

Quinn and Winston Shepard led all players with 18 points apiece and the duo played a huge role in limiting Wyoming to 35.4 percent shooting and a 3-for-26 effort from behind the three-point line.

UW	FG	3FG	FT	R	F	TP	A	TO	B	S	MP
Cooke, Jr.*	6-6	0-0	1-2	6	2	13	0	2	1	2	35
Hankerson, Jr.*	1-5	0-3	0-0	5	1	2	3	1	0	1	23
Grabau*	2-8	1-7	0-0	2	2	5	2	4	0	0	34
Adams*	5-12	2-6	0-2	5	3	12	3	3	0	0	33
McManamen*	2-6	0-3	0-0	2	1	4	3	0	0	0	28
Lieberman	0-2	0-2	0-0	0	2	0	0	3	0	1	8
Aka Gorski	0-4	0-3	1-2	3	0	1	0	0	0	1	17
Bentz	0-2	0-2	0-0	0	0	0	0	1	0	0	6
Barnes	1-2	0-0	2-4	2	1	4	0	0	0	0	5
Herndon	0-1	0-0	0-0	1	0	0	0	0	0	0	11
Team				0							
Totals	17-48	3-26	4-10	26	12	41	12	13	1	5	200

SDSU	FG	3FG	FT	R	F	TP	A	TO	B	S	MP
Spencer*	2-3	0-0	0-0	5	0	4	0	0	1	0	19
Shepard*	7-13	2-3	2-2	1	2	18	3	1	0	2	25
O'Brien*	1-4	0-0	1-2	5	2	3	3	0	1	3	22
Quinn*	6-10	4-5	2-2	3	0	18	3	0	0	2	18
Shrigley*	1-3	1-3	2-2	0	0	5	1	0	0	2	20
Zabo	0-1	0-1	0-0	1	0	0	0	0	0	0	6
Chol	1-3	0-0	1-2	7	3	3	0	2	0	0	19
Allen	2-4	0-0	0-0	2	2	4	1	1	0	0	15
Williams	0-2	0-0	0-0	2	3	0	0	1	0	1	12
Kell	1-5	1-4	0-0	3	1	3	1	0	0	0	20
Pope	2-6	1-3	0-1	3	1	5	1	2	2	0	18
Woldemichael	1-1	1-1	1-2	1	0	4	0	1	0	0	2
Staten	0-0	0-0	0-0	0	0	0	1	0	1	0	2
Federico	0-0	0-0	0-0	0	0	0	0	0	0	0	2
Team				4							
Totals	24-55	10-20	9-13	37	14	67	14	8	5	10	200

Halftime: San Diego State 36, Wyoming 14. FG%: San Diego State 43.6, Wyoming 35.4. 3FG%: San Diego State 50.0, Wyoming 11.5. FT%: San Diego State 69.2, Wyoming 40.0. Officials: Randy McCall, Tommy Nunez, D.G. Nelson. Technicals: None.



Game 26

#rv/rv San Diego State 72
#-/rv Colorado State 63
Feb. 14, 2015 ♦ San Diego, Calif.
Viejas Arena ♦ Att.: 12,414

SAN DIEGO - San Diego State avenged an early season loss to Colorado State by beating the Rams, 72-63, behind solid performances from its starting frontcourt.

Winston Shepard led the Aztecs with 19 points, a career-high 11 rebounds and three assists. JJ O'Brien, meanwhile, had 18 points, four rebounds and two assists, and Skylar Spencer chipped in with nine points, six rebounds and a career-high-tying six blocked shots.

In what was a tight game in the late stages of the first half, the frontcourt sparked a run to help the Aztecs create some distance. Spencer swatted John Gillon's shot, O'Brien picked up the rebound and kicked it to Trey Kell, who then pitched the ball ahead to Shepard in the corner. The junior calmly drained a three-pointer to send SDSU to a 31-24 lead.

San Diego State then received a three from Malik Pope, a jumper from O'Brien and a free throw from Spencer to move ahead, 37-24. J.J. Avila ended the 9-0 Aztec run to give the game its halftime score of 37-26.

In the second half, Colorado State had an uphill battle to climb and trailed by 17 points with 15:43 left. The Rams managed to cut their deficit to nine points thanks to a 10-4 run, but the Aztecs answered with a Spencer basket to push CSU's hole to double digits.

Later with just over seven minutes to play, Colorado State trailed 56-48, only to have San Diego State push it away with a Kell three-pointer and two Shepard free-throws.

CSU eventually got past its eight-point barrier and trailed by seven points. The deficit, however, came with 23 seconds on the game clock. But like every other time Colorado State got close, the Aztecs had an answer, this time in the form of a Shepard dunk to put the finishing touches on the Aztec victory.

CSU	FG	3FG	FT	R	F	TP	A	TO	B	S	MP
Kidd*	4-13	0-3	0-0	5	2	8	0	0	0	0	30
Daniels*	1-1	0-0	2-4	5	2	4	1	1	0	0	10
Avila*	10-19	0-2	4-6	2	2	24	0	1	0	0	40
Bejarano*	2-9	0-3	0-0	4	4	4	0	1	0	1	26
De Ciman*	3-7	0-4	0-0	4	2	6	2	2	1	1	32
Clavell	3-9	1-3	0-0	6	4	7	0	1	0	2	23
Gillon	2-5	1-2	3-4	2	0	8	3	0	0	1	23
Richardson III	1-3	0-2	0-0	0	2	2	0	1	0	1	12
Hurst	0-0	0-0	0-0	1	2	0	0	0	0	0	4
Team				3							
Totals	26-66	2-19	9-14	32	20	63	6	7	1	6	200

SDSU	FG	3FG	FT	R	F	TP	A	TO	B	S	MP
Spencer*	2-3	0-0	5-6	6	4	9	0	1	6	1	32
Shepard*	7-11	1-2	4-7	11	1	19	3	3	0	0	38
O'Brien*	6-11	0-2	6-7	4	0	18	2	4	0	1	37
Quinn*	4-5	0-1	0-0	4	4	8	3	2	0	0	21
Shrigley*	1-6	1-5	0-0	1	3	3	1	2	1	1	24
Chol	0-1	0-0	2-2	0	2	2	0	0	0	0	3
Kell	1-5	1-3	1-2	4	0	4	2	0	0	1	24
Pope	3-7	1-3	2-2	3	1	9	0	0	0	0	21
Team				2							
Totals	24-49	4-16	20-26	35	15	72	11	12	7	4	200

Halftime: San Diego State 37, Colorado State 26. FG%: San Diego State 49.0, Colorado State 39.4. 3FG%: San Diego State 25.0, Colorado State 10.5. FT%: San Diego State 76.9, Colorado State 64.3. Officials: David Hall, Rick Hartzell, Eric Curry. Technicals: None.



Game 27

#rv/25 San Diego State 63
New Mexico 46
Feb. 17, 2015 ♦ Albuquerque, N.M.
WisePies Arena ♦ Att.: 15,411

ALBUQUERQUE, N.M. - San Diego State, which reappeared in the USA Today Coaches Top-25 poll the day before checking in at No. 25, defeated New Mexico, 63-46, before the Lobos' first sellout of the season.

The Aztecs led wire-to-wire in handing New Mexico its fifth straight loss and received a game-high 20 points from Aqeel Quinn, including 12 in the second half.

SDSU's bench played exceptionally well, especially in the first half as it sparked a 9-0 run to break a 7-7 tie. During the game-deciding spurt, Angelo Chol had a layup and a dunk, while Malik Pope drilled a three-pointer and one-handed bank shot. Winston Shepard added a free throw for good measure to cap a 10-0 run.

New Mexico's Sam Logwood temporarily stopped the Lobos' bleeding with a dunk, but Shepard hit a three and a jumper, Quinn made a layup and Skylar Spencer added a dunk to put the visitors up, 26-9.

The first half ended with San Diego State ahead, 31-18, and it featured eight points from Quinn, seven from Pope, six from Shepard and five from Chol.

When action resumed, the Lobos cut their deficit to nine points before the first media timeout, but as the crowd began to get into the game, JJ O'Brien hushed them with a layup to put the home side in check.

The Aztecs later pushed their lead to 19 points and never looked back. Pope joined Quinn in double figures with 16 points and Spencer grabbed a game-high 11 rebounds while blocking four shots.

As a team, SDSU held New Mexico to 30.9 percent field-goal shooting, its lowest at home since 2011. The Lobos' 17-point margin of defeat, meanwhile, was their largest at WisePies Arena since 2007.

SDSU	FG	3FG	FT	R	F	TP	A	TO	B	S	MP
Spencer*	1-2	0-0	0-0	11	1	2	0	2	4	0	26
Shepard*	2-5	1-3	1-2	2	1	6	1	0	0	0	23
O'Brien*	3-8	0-0	2-3	4	1	8	4	1	0	1	38
Shrigley*	0-1	0-1	0-0	0	1	0	1	1	0	1	20
Quinn*	8-15	4-5	0-0	2	1	20	2	3	0	0	27
Chol	2-4	0-0	2-4	3	4	6	0	1	0	0	13
Allen	0-1	0-0	0-0	0	2	0	0	2	0	0	12
Kell	2-5	0-2	1-1	2	3	5	4	0	0	1	17
Pope	6-10	2-4	2-2	3	1	16	1	0	2	1	24
Team				6							
Totals	24-51	7-15	8-12	33	15	63	13	10	6	4	200

UNM	FG	3FG	FT	R	F	TP	A	TO	B	S	MP
Williams*	0-4	0-0	0-0	2	3	0	2	0	3	1	24
Logwood*	2-7	0-2	6-7	1	1	10	1	2	0	1	25
Aget*	4-8	0-0	1-3	9	0	9	0	1	4	1	31
Greenwood*	5-13	2-6	0-0	5	0	12	1	2	1	2	35
Delaney*	1-8	0-0	1-3	7	1	3	2	1	0	2	29
N'Ganga	0-1	0-0	0-0	0	0	0	0	0	0	0	7
Adams	1-3	1-1	1-2	0	1	4	0	1	0	0	8
Furstinger	1-4	0-0	0-0	2	1	2	0	0	0	0	11
Jacobs	3-6	0-0	0-0	4	1	6	1	1	0	0	25
Team				5							
Totals	17-55	3-9	9-15	36	11	46	8	10	8	7	200

Halftime: San Diego State 31, New Mexico 18. FG%: San Diego State 47.1, New Mexico 30.9. 3FG%: San Diego State 46.7, New Mexico 33.3. FT%: San Diego State 66.7, New Mexico 60.0. Officials: Gregory Nixon, Mike Scypers, Shawn Lehigh. Technicals: None.

2014-15 Recaps



SIX CONSECUTIVE NCAA TOURNAMENT APPEARANCES ► NINE-TIME MW CHAMPIONS

2014-15 RECAPS ◀ REVIEW



Game 28

#rv/25 San Diego State 74
San José State 56

Feb. 21, 2015 ♦ San Jose, Calif.
The Event Center ♦ Att.: 3,477

SAN JOSE, Calif. - San Diego State withstood a barrage of first-half three-pointers and used a stifling defense in the second half to dismiss San José State on the road, 74-56, in front of a pro-Aztecs crowd at The Event Center.

Despite shooting 63.2 percent from the field and attempting six more free-throws than the Spartans (15-9), SDSU found itself trailing, 36-35, at halftime thanks to San José State's 7-for-10 performance from behind the arc.

The Spartans twice led by seven points in the first half as they traded three-pointers for the Aztecs' buckets inside the arc. With 7:03 left in the frame, Dwayne Polee II made his return to the court after a 15-game absence after he collapsed during a game on Dec. 22. He sparked an 8-0 SDSU run to give it a 25-22 lead.

Later in the half with SJSU ahead by two points, Polee II knocked down a three-pointer and Trey Kell followed suit to give the visitors a 31-27 lead with 2:32 to go. With under a minute to play, Kell made back-to-back lay-ups, but Rashad Muhammad heaved a shot from just inside the mid-court line and hit nothing but net to propel the Spartans to a one-point lead at half-time.

Muhammad opened the second half with another three, but SDSU answered with 13 straight points to take a nine-point lead. Darryl Gaynor II briefly stopped the run with a tip-in only to have the Aztecs respond with a 7-0 spurt and they never looked back.

Winston Shepard led SDSU with 20 points and six rebounds. JJ O'Brien added 15 points and six boards, and Kell scored 12 points. Polee II, meanwhile, finished with three points and one steal in 13 minutes.

SJSU, which only suited eight players and shot 44.2 percent for the game, was led by Muhammad's 27 points and Gaynor II's 23.

SDSU	FG	3FG	FT	R	F	TP	A	TO	B	S	MP
Spencer*	2-2	0-0	0-0	4	3	4	0	1	0	1	22
Shepard*	6-11	1-2	7-9	6	2	20	2	1	0	0	24
O'Brien*	7-9	0-0	1-4	6	1	15	2	0	0	4	32
Shrigley*	0-1	0-1	0-0	3	0	0	2	1	0	1	19
Quinn*	3-5	0-1	1-2	2	1	7	3	3	0	1	23
Zabo	0-0	0-0	0-0	1	0	0	0	0	0	0	2
Chol	0-2	0-0	1-4	1	0	1	0	1	1	1	13
Allen	2-3	0-1	1-1	0	1	5	0	0	0	1	5
Polee II	1-2	1-2	0-0	1	3	0	1	0	1	1	13
Williams	0-1	0-0	0-0	0	0	0	0	0	0	0	1
Kell	5-8	1-2	1-3	3	2	12	2	1	0	0	24
Pope	2-3	0-1	3-5	2	1	7	3	3	0	0	22
Team				3							
Totals	28-47	3-10	15-28	31	12	74	14	12	1	9	200

SJSU	FG	3FG	FT	R	F	TP	A	TO	B	S	MP
Williams*	2-5	2-4	0-0	3	5	6	0	4	0	0	30
Basor*	0-2	0-2	0-0	3	4	0	0	2	0	0	40
Muhammad*	8-14	5-8	6-7	4	2	27	0	3	0	0	40
Gaynor II*	9-19	4-9	1-2	3	3	23	4	7	0	2	38
Thornton*	0-3	0-0	0-0	3	3	0	2	3	1	3	30
Mitchell	0-0	0-0	0-0	5	1	0	0	1	0	0	16
Mahoney	0-0	0-0	0-0	0	0	0	0	0	0	0	1
Singer	0-0	0-0	0-0	1	2	0	0	1	0	0	5
Team				0							
Totals	19-43	11-23	7-9	22	20	56	6	21	1	5	200

Halftime: San Jose State 36, San Diego State 35. FG%: San Diego State 59.6, San Jose State 44.2. 3FG%: San Jose State 47.8, San Diego State 30.0. FT%: San Jose State 77.8, San Diego State 53.6. Officials: David Hall, Chris Rastatter, Tom Spitznagel. Technicals: Team - San Diego State.



Game 29

#-/rv Boise State 56
#24/22 San Diego State 46

Feb. 28, 2015 ♦ San Diego, Calif.
Viejas Arena ♦ Att.: 12,414

SAN DIEGO - No. 24/22 San Diego State looked poised to clinch at least a share of the Mountain West regular-season title, but only scored seven points in the final 11:12 as Boise State escaped with a 56-46 victory. The loss dropped the Aztecs into a first-place tie with the Broncos.

SDSU led 39-32 after an Angelo Chol baby hook shot and a free throw by Malik Pope. That would be the last time the Aztecs would score for the next four minutes until JJ O'Brien ended the drought with a jumper over James Webb III, which brought San Diego State to within one of the Broncos, 42-41.

Boise State answered with five unanswered points before Aqeel Quinn temporarily stopped the visitors with an uncontested layup. The Broncos, however, followed with five consecutive points while the Aztecs missed six straight shots.

The final minute became a free throw shooting contest and San Diego State could not overcome the deficit as it was handed its first home loss in 30 games.

The Aztecs started the game off on the right foot, forcing Boise State to miss its first six three-point attempts, and later took a 17-8 lead with 8:41 left in the first half. San Diego State ended the period with a 24-21 advantage, something opponents have not overcome this season. Entering the game, SDSU was 19-0 when leading at halftime.


Winston Shepard was the only Aztec to score in double figures as he finished with 16 points on a career-high seven field goals. O'Brien was the second-leading scorer with eight points. As a team, SDSU shot only 32.7 percent from the floor.

Boise State, which connected on 34.6 percent of its field-goal attempts, was led by Webb III's 16 points and 12 rebounds. Derrick Marks had a woeful shooting night (6-22), but finished with a game-high 18 points.

BSU	FG	3FG	FT	R	F	TP	A	TO	B	S	MP
Duncan*	0-3	0-2	0-0	5	3	0	1	1	1	1	36
Webb III*	6-10	1-3	3-4	12	3	16	0	1	1	0	39
Marks*	6-22	1-3	5-7	5	3	18	1	4	1	2	34
Hadziomerovic*	0-1	0-1	1-2	3	1	1	2	2	0	0	20
Hutchinson*	1-2	0-0	0-0	2	2	2	0	0	0	0	9
Thompson	0-5	0-2	6-6	2	0	6	2	1	0	0	15
Allen	1-1	0-0	0-0	1	0	2	0	0	0	0	3
Alford	2-4	1-1	0-0	0	1	5	0	1	0	1	12
Heyer	2-4	1-2	1-1	7	0	6	1	0	1	0	29
Wacker	0-0	0-0	0-0	1	0	0	0	0	0	0	3
Team				4							
Totals	18-52	4-14	16-20	42	13	56	7	10	3	5	200

SDSU	FG	3FG	FT	R	F	TP	A	TO	B	S	MP
Spencer*	1-3	0-0	0-0	5	0	2	0	1	2	2	22
Shepard*	7-17	1-2	1-2	2	2	16	2	1	0	0	37
O'Brien*	4-8	0-0	0-1	3	3	8	1	1	0	0	36
Quinn*	2-9	1-4	2-2	5	5	7	0	0	2	2	26
Shrigley*	1-4	1-4	0-0	1	1	3	1	1	1	1	27
Chol	1-2	0-0	0-0	5	1	2	0	1	0	0	12
Allen	0-0	0-0	0-0	0	0	0	0	0	0	0	1
Kell	1-10	0-4	1-2	3	2	3	1	1	0	0	23
Pope	1-2	0-0	3-4	2	1	5	0	1	3	1	16
Team				4							
Totals	18-55	3-14	7-11	30	15	46	5	7	6	6	200

Halftime: San Diego State 24, Boise State 21. FG%: Boise State 34.6, San Diego State 32.7. 3FG%: Boise State 28.6, San Diego State 21.4. FT%: Boise State 80.0, San Diego State 63.6. Officials: Dick Cartmell, Kevin Brill, Rick Batsell. Technicals: None.



Game 30

#rv/rv San Diego State 60
UNLV 58

March 4, 2015 ♦ Las Vegas, Nev.
Thomas & Mack Center ♦ Att.: 13,454

LAS VEGAS - San Diego State kept its hopes of clinching a share of the regular-season Mountain West title by defeating UNLV at Thomas & Mack Center, 60-58, on the Rebels' Senior Night.

JJ O'Brien enjoyed a career night for SDSU connecting on a personal-best 11 field-goal attempts en route to a career- and game-high 22 points. The senior also added six rebounds, two assists and two steals in 39 turnover-free minutes. In the first half alone, O'Brien was two points shy of his season high with 16.

Like most games between the two schools, the match-up was a tightly contested battle with neither team able to shake the other. In the opening 20 minutes, the Aztecs led by five on two occasions with UNLV moving ahead by the same margin before heading into the locker room up, 31-28.

The second half featured more of the same and San Diego State erased an early four-point deficit with an 8-0 run to take a four-point lead itself. The Aztecs later increased their advantage to five, but UNLV would not go away, taking a 51-50 lead with 5:46 left in regulation.

The game was deadlocked at 53-53 with 2:12 on the clock and San Diego State took the lead for good when Trey Kell stole the ball, passed it to Winston Shepard, who gave it back to the freshman for a fastbreak layup. O'Brien doubled SDSU's lead with another layup, but Cody Doolin sliced UNLV's deficit in half.

The Rebels fouled before the ball was inbounded and Shepard made both free-throws to help the Aztecs move ahead by four. Doolin, however, raced down the floor and made an uncontested layup, which led to UNLV fouling Aqeel Quinn with five seconds left. The senior made one of two from the stripe and the three-point was too large for the Rebels to overcome.

Shepard finished with 10 points and a team-high eight rebounds and Skylar Spencer became the school's all-time blocked shots leader after recording three to run his career total to 216.

SDSU	FG	3FG	FT	R	F	TP	A	TO	B	S	MP
Spencer*	0-0	0-0	0-0	3	1	0	0	0	0	3	28
Shepard*	3-13	1-3	3-4	8	3	10	4	2	0	1	21
O'Brien*	11-19	0-0	0-2	6	1	22	2	0	0	2	39
Shrigley*	2-4	1-3	0-0	2	3	5	1	1	0	1	21
Quinn*	2-8	1-3	2-4	2	3	7	0	1	0	1	26
Chol	2-3	0-0	0-0	2	1	4	0	1	1	0	12
Allen	1-2	0-0	0-0	2	0	2	1	0	0	0	14
Polee II	1-1	1-1	0-0	0	1	3	1	0	0	0	11
Kell	3-5	1-1	0-0	1	0	7	0	1	0	1	17
Pope	0-4	0-3	0-0	5	1	0	1	0	1	0	11
Team				3							1
Totals	25-59	5-14	5-10	34	14	60	10	7	5	6	200

UNLV	FG	3FG	FT	R	F	TP	A	TO	B	S	MP
Wood*	4-11	0-1	2-3	16	1	10	1	3	3	0	37
Okonoboh*	0-2	0-0	1-2	4	3	1	0	3	4	0	29
McCaw*	2-8	1-3	2-2	3	0	7	1	2	0	2	24
Kendrick*	2-5	1-1	1-2	3	3	6	5	2	2	0	33
Doolin*	6-10	0-1	0-0	3	1	12	4	0	0	1	39
Cornish	3-7	3-5	0-0	1	1	9	0	1	0	0	24
Morgan	4-6	0-0	5-7	2	4	13	0	0	0	1	14
Team				2							
Totals	21-49	5-11	11-16	34	13	58	11	11	9	4	200

Halftime: UNLV 31, San Diego State 28. FG%: UNLV 42.9, San Diego State 42.4. 3FG%: UNLV 45.5, San Diego State 35.7. FT%: UNLV 68.8, San Diego State 50.0. Officials: Randy McCall, David Hall, Larry Spaulding. Technicals: None.

AZTEC BASKETBALL MEDIA GUIDE



Game 31

#rv/rv San Diego State 67
Nevada 43
March 7, 2015 ♦ San Diego, Calif.
Viejas Arena ♦ Att.: 12,414

SAN DIEGO - San Diego State defeated Nevada, 67-43, on Senior Night and secured a share of the Mountain West regular-season championship. The title was the Aztecs' fourth in five years and ninth overall, which is the most in MW history.

Prior to the game, SDSU recognized its four seniors in walk-on Ryan Staten, Aqeel Quinn, Dwayne Polee II and JJ O'Brien. The latter three received the starting nod with Polee II making his first appearance at Viejas Arena since he collapsed during a game on Dec. 22.

Polee II started things off with a jumper 90 seconds into the game only to have Nevada knock down a three-pointer to take its only lead of the game. Winston Shepard answered with a basket, which spurred a 6-0 run, and San Diego State never looked back. SDSU ended the first half on an 11-2 scoring spree, including back-to-back buckets from Angelo Chol, to take a 37-20 lead at halftime.


Nevada's Eric Cooper, Jr., nailed a three-pointer to open the second half to get the Wolf Pack to within 14 points, but Shepard answered with consecutive lay-ups to up San Diego State's lead to 18 points. Less than eight minutes later, Nevada cut its deficit to 14 points again, but that is as close as it would get the rest of the way. SDSU's advantage would balloon to 27 points before settling on the 24-point victory.

Polee II and Quinn led all players with 12 points and Shepard contributed 11 points and six rebounds. In all, six Aztecs scored at least seven points.

NEV	FG	3FG	FT	R	F	TP	A	TO	B	S	MP
West*	1-5	0-0	3-4	10	3	5	0	2	4	0	35
Missa*	2-3	1-1	2-2	10	2	7	0	3	0	0	30
Criswell*	2-6	0-1	4-5	6	3	8	1	2	0	1	30
Fenner*	2-8	0-0	1-2	3	3	5	1	2	0	0	28
Cooper, Jr.*	2-8	1-2	3-4	2	0	8	1	4	0	0	33
Coleman	4-12	2-4	0-0	2	2	10	0	4	0	0	25
Rodriguez	0-0	0-0	0-0	0	0	0	0	1	1	0	2
Papafioratos	0-0	0-0	0-0	1	0	0	0	0	0	0	2
Conroy	0-1	0-1	0-0	0	0	0	1	0	0	0	2
Foster	0-0	0-0	0-0	1	0	0	0	0	0	0	5
Perez	0-1	0-0	0-0	1	0	0	0	0	0	0	8
Team				3					1		
Totals	13-44	4-9	13-17	39	13	43	4	19	5	1	200

SDSU	FG	3FG	FT	R	F	TP	A	TO	B	S	MP
Spencer*	2-2	0-0	0-1	2	3	4	0	1	2	1	18
Polee II*	4-9	1-2	3-4	2	2	12	1	0	0	5	20
Shepard*	5-9	0-1	1-2	6	0	11	0	0	0	0	21
O'Brien*	4-8	0-0	1-2	3	3	9	2	2	1	0	31
Quinn*	4-8	2-3	2-2	1	2	12	5	1	0	1	24
Zabo	0-0	0-0	0-0	0	0	0	0	0	0	0	2
Chol	4-6	0-0	0-0	4	3	8	0	0	0	0	17
Allen	0-2	0-1	0-0	1	0	0	1	0	0	1	11
Williams	0-0	0-0	0-0	0	0	0	0	0	0	0	2
Kell	0-4	0-0	1-2	2	0	1	1	0	0	0	15
Pope	3-7	1-2	0-0	3	1	7	1	1	3	0	17
Woldemichael	0-0	0-0	0-0	0	0	0	0	0	0	0	1
Staten	0-2	0-1	0-0	0	0	0	0	0	0	0	3
Shrigley	1-5	1-5	0-0	5	1	3	3	1	0	1	18
Team				4							
Totals	27-62	5-15	8-13	33	15	67	14	6	6	9	200

Halftime: San Diego State 37, Nevada 20. FG%: San Diego State 43.5, Nevada 29.5. 3FG%: Nevada 44.4, San Diego State 33.3. FT%: Nevada 76.5, San Diego State 61.5. Officials: Verne Harris, Shawn Lehig, Chris Rastatter. Technicals: None.



Game 32

(2) #rv/25 San Diego State 67
(7) UNLV 64
March 12, 2015 ♦ Las Vegas, Nev.
Thomas & Mack Center ♦ Att.: 8,655

LAS VEGAS - Second-seeded San Diego State met seventh-seeded UNLV in its home arena for the second time in eight days and the result was the same as the Aztecs downed the Rebels in the quarterfinals of the Mountain West Championship, 67-64.

The victory was SDSU's school-record sixth straight over the Runnin' Rebels. Of the six, four were inside Thomas & Mack Center, marking the first time a team has won on an opponent's home floor four times in two seasons since Gonzaga did it to San Diego in the 1999-00 and 2000-01 campaigns.

San Diego State received solid efforts Aqeel Quinn, JJ O'Brien and Winston Shepard. Quinn was 8-for-10 from the floor, including 5-for-6 from three-point distance en route to a game-high 21 points. O'Brien added 15 points on 6-of-6 from the charity stripe and Shepard contributed 12 points and 10 rebounds. Moreover, Quinn and O'Brien combined to commit zero turnovers in a total of 66 minutes put together.

Unlike the meeting in Las Vegas a week earlier, UNLV did not allow SDSU to work in the interior and forced the Aztecs to shoot jumpers, which resulted in a 6-for-22 performance in the first half. For the Rebels, meanwhile, they carved up San Diego State inside and scored 18 of their 29 points in the paint to lead, 29-23, at the half.

In the second half, however, the Aztecs pounded the ball inside and wore the short-handed Rebels out. SDSU immediately wiped away its halftime deficit with 12 straight points to take a six-point lead.

UNLV tied the game at 46-all with 8:08 left in regulation, and once again at 49, but the Aztecs answered with five straight points and never looked back.

Christian Wood, who made some big shots in the final minutes to keep the score respectable, ended with 21 points.

UNLV	FG	3FG	FT	R	F	TP	A	TO	B	S	MP
Wood*	10-20	1-3	0-1	8	3	21	1	2	0	0	36
Okonoboh*	4-6	0-0	0-2	1	4	8	0	0	2	0	29
Mccaw*	1-6	1-3	0-0	1	1	3	0	1	0	0	26
Kendrick*	6-11	1-1	0-2	13	4	13	2	1	2	3	36
Doolin*	2-5	0-1	6-7	3	2	10	3	0	2	36	
Cornish	3-6	2-4	1-3	0	2	9	1	1	0	1	23
Cheaney	0-0	0-0	0-0	0	0	0	0	0	0	0	0+
Morgan	0-1	0-1	0-0	2	4	0	0	2	1	0	14
Team				3							
Totals	26-55	5-13	7-15	31	20	64	7	9	5	6	200

SDSU	FG	3FG	FT	R	F	TP	A	TO	B	S	MP
Spencer*	1-2	0-0	1-2	2	3	3	0	1	2	0	26
Shepard*	2-9	1-2	7-12	10	1	12	1	3	1	0	21
O'Brien*	4-9	1-3	6-6	4	0	15	2	0	0	1	37
Shrigley*	0-1	0-1	0-0	0	2	0	1	0	0	1	20
Quinn*	8-10	5-6	0-0	5	2	21	2	0	0	1	29
Chol	2-4	0-0	3-4	2	2	7	0	1	0	0	16
Allen	0-1	0-0	0-0	0	1	0	0	0	0	0	3
Polee II	1-4	0-1	1-2	2	0	3	2	0	0	0	19
Kell	2-6	0-1	0-2	2	1	4	2	2	0	1	18
Pope	1-2	0-0	0-0	0	3	2	0	0	0	0	11
Team				6							
Totals	21-48	7-14	18-28	33	15	67	10	7	3	4	200

Halftime: UNLV 29, San Diego State 23. FG%: UNLV 47.3, San Diego State 43.8. 3FG%: San Diego State 50.0, UNLV 38.5. FT%: San Diego State 64.3, UNLV 46.7. Officials: Verne Davis, Randy McCall, Jimmy Casas. Technicals: None.



Game 33

(2) #rv/25 San Diego State 56
(3) Colorado State 43
March 13, 2015 ♦ Las Vegas, Nev.
Thomas & Mack Center ♦ Att.: 9,199

LAS VEGAS - San Diego State, the second seed at the Mountain West Championship, secured its league-high-tied eighth conference final berth after it defeated No. 3 seed Colorado State, 56-43, at Thomas & Mack Center.

The semifinal game was the rubber match between a pair of teams that split two regular-season meetings earlier in the year. The Rams, however, were without its leading scorer and rebounder, J.J. Avila, who suffered an ankle injury during the team's quarterfinal game the day before.

Both teams struggled to shoot the ball in the first half, with CSU connecting on 7-of-25 and the Aztecs making nine of their 25 attempts. After the first 20 minutes, San Diego State led, 24-18, buoyed by Dwayne Polee II's 12 points in 11 minutes.

SDSU got it going offensive in the second half and blew open the game. The Aztecs started the final 20 minutes on an 11-4 run to jump ahead, 35-23. San Diego State's lead ballooned to 14 points on a couple of occasions and it enjoyed its biggest advantage, 15 points, with 3:08 left in regulation. After that, Colorado State's Stanton Kidd provided the only scoring the rest of the way, a layup with 2:06 showing on the clock, to provide the final margin.

Aqeel Quinn and Winston Shepard each scored 16 points to lead all players. Quinn was 3-for-4 from three-point distance a night after going 5-for-6. Shepard, meanwhile, had four dunks and was ultimately 8-for-12 from the field. Polee II ended the game with 12 points and a team-high-tying six rebounds (Skylar Spencer).

For Colorado State, Kidd led the Rams with 10 points, eight rebounds and a game-high five blocked shots. Daniel Bejarano added nine points and nine rebounds, and Tiel Daniels contributed eight points for a Rams team that scored a season-low 43 points.

CSU	FG	3FG	FT	R	F	TP	A	TO	B	S	MP
Kidd*	4-11	2-3	0-0	8	1	10	0	1	5	1	35
Daniels*	4-5	0-0	0-0	5	2	8	1	3	1	0	34
Bejarano*	4-13	1-6	0-1	9	3	9	2	2	0	0	33
Clavell*	2-11	1-6	1-2	2	2	6	1	0	1	0	29
De Ciman*	2-8	1-3	0-0	3	1	5	1	1	1	0	31
Gillon	1-5	1-2	2-2	3	2	5	3	0	0	0	27
Richardson III	0-0	0-0	0-0	1	0	0	1	1	0	0	11
Team				1							
Totals	17-53	6-20	3-5	31	11	43	9	9	8	1	200

SDSU	FG	3FG	FT	R	F	TP	A	TO	B	S	MP
Spencer*	1-1	0-0	0-1	6	2	2	0	0	3	2	35
Shepard*	8-12	0-0	0-2	5	0	16	2	2	0	0	29
O'Brien*	4-13	0-1	0-0	3	0	8	4	0	0	1	37
Shrigley*	1-5	0-3	0-0	4	1	2	1	0	0	1	20
Quinn*	5-10	3-6	3-4	2	1	16	0	0	1	0	30
Chol	0-0	0-0	0-0	1	0	0	0	0	0	0	7
Allen	0-0	0-0	0-0	0	1	0	0	1	0	0	3
Polee II	4-7	2-2	2-2	6	3	12	0	3	0	0	19
Kell	0-3	0-0	0-0	1	0	0	2	0	0	0	10
Pope	0-1	0-0	0-0	1	0	0	1	0	0	0	10
Team				6							
Totals	23-52	5-12	5-9	35	8	56	10	7	4	4	200

Halftime: San Diego State 24, Colorado State 18. FG%: San Diego State 44.2, Colorado State 32.1. 3FG%: San Diego State 41.7, Colorado State 30.0. FT%: Colorado State 60.0, San Diego State 55.6. Officials: David Hall, Michael Irving, Eric Curry. Technicals: San Diego State - Pope, Malik.



Game 34



(4) Wyoming 45
(2) #rv/25 San Diego State 43
March 14, 2015 ♦ Las Vegas, Nev.
Thomas & Mack Center ♦ Att: 10,002

LAS VEGAS - Second-seeded San Diego State could not complete the regular-season, conference tournament title sweep falling two points shy to fourth-seeded Wyoming in the finals of the Mountain West Championship, 45-43.

The Aztecs were dreadful from the start, opening the game by making one of their first nine field-goal attempts. Conversely, the Cowboys were on point in taking a 14-2 lead with 13:42 left in the first half.

SDSU methodically began to chip away at its deficit, eventually trailing by five points, 22-17, with 5:54 left before halftime. But luckily for the Aztecs, however, they closed the half with three-pointers from Malik Pope and Matt Shrigley to only trail, 28-25, at intermission.

San Diego State came out of the locker room poised to capture its 10th MW title overall when it scored the first eight points to take a 33-28 advantage. Fortunately for Wyoming, the five-point lead was built in the first eight-and-a-half minutes of the second half. Even while being held scoreless, the Cowboys were still within striking distance and were right back in it when Josh Adams hit a three-pointer to stop the dry spell.

Despite the Adams three, Dwayne Polee II, who started for the first time since collapsing in a December game, made two free-throws to help SDSU move ahead by four points. Charles Hankerson Jr. hit a three and then Larry Nance Jr. followed with a dunk to give Wyoming a 36-35 lead.

San Diego State regained the lead on two different occasions, the last of which was a 41-40 advantage with 1:36 to play. Wyoming ended up taking the lead for good on the next possession when Adams dropped in another three-pointer to help the Cowboys win their first-ever MW Championship title.

UW	FG	3FG	FT	R	F	TP	A	TO	B	S	MP
Cooke Jr.*	1-2	0-0	5-5	7	1	7	2	0	0	0	36
Nance Jr.*	6-14	2-5	0-0	6	3	14	3	1	2	0	39
Hankerson*	2-3	2-3	0-0	1	2	6	1	0	0	0	33
Grabau*	2-9	2-7	1-2	4	0	7	0	3	0	0	34
Adams*	4-13	2-5	0-0	3	3	10	1	2	0	0	38
Bentz	0-1	0-0	0-0	0	0	1	0	0	0	0	7
McManamen	0-0	0-0	1-2	1	1	1	1	0	0	0	8
Herdon	0-0	0-0	0-0	1	0	0	0	0	0	0	5
Team				3							
Totals	15-42	8-20	7-9	26	10	45	9	7	2	0	200

SDSU	FG	3FG	FT	R	F	TP	A	TO	B	S	MP
Spencer*	1-3	0-0	0-0	7	3	2	0	0	2	0	27
Polee II*	0-3	0-2	2-2	1	2	2	1	1	0	0	15
Shepard*	2-10	0-2	2-2	7	1	6	2	1	1	0	27
O'Brien*	4-9	0-0	4-4	5	1	12	2	1	0	0	39
Quinn*	0-5	0-4	0-0	1	4	0	2	0	0	2	28
Chol	0-1	0-0	0-0	1	0	0	0	0	0	0	4
Kell	1-2	0-0	0-0	2	1	2	1	1	0	0	12
Pope	5-7	2-4	1-2	2	1	13	0	0	1	0	23
Shrigley	2-6	2-5	0-0	1	1	6	0	0	0	0	25
Team				3							
Totals	15-46	4-17	9-10	30	15	43	8	4	4	2	200

Halftime: Wyoming 28, San Diego State 25. FG%: Wyoming 35.7, San Diego State 32.6. 3FG%: Wyoming 40.0, San Diego State 23.5. FT%: San Diego State 90.0, Wyoming 77.8. Officials: Randy McCall, Dick Cartmell, Eric Curry. Technicals: None.



Game 35

(8) #-/rv San Diego State 76
(9) St. John's 64
March 20, 2015 ♦ Charlotte, N.C.
Time Warner Cable Arena ♦ Att: 16,945

CHARLOTTE, N.C. - Eighth-seeded San Diego State used a balanced attack to defeat ninth-seeded St. John's, 76-64, in the second round of the NCAA tournament at Time Warner Cable Arena.

SDSU shot 47.2 percent from the floor, including 40.9 percent from three-point range, and outrebounded the Red Storm, 40-32, and enjoyed a 13-7 advantage in offensive rebounds to earn a spot in the third round.

The Aztecs were buoyed by an impressive shooting display from deep in the first half. Dwayne Polee II was 4-for-6 and Matt Shrigley was 3-for-3 from behind the arc to help San Diego State take a 40-33 lead at halftime.

In the second half, SDSU opened with another three-pointer from Polee II to bump its lead to double figures, a margin the Aztecs would enjoy for most of the period. The Red Storm twice cut its deficit to seven points, the last of which occurred with 6:57 left in regulation. San Diego State, however, answered with six straight points to take a 66-53 lead with 3:22 to go.

St. John's responded by going on a 7-2 spurt to get its hole down to eight points with two minutes to play, but SDSU made its next seven free-throws to effectively put the game away.

Polee II ultimately finished with 15 points and Shrigley added 12. JJ O'Brien, however, was masterful inside the three-point arc, going 8-for-12 from the field en route to 18 points. Skylar Spencer was also effective inside the paint, making 4-of-6 for 10 points and seven rebounds.

Starting point guard Aqeel Quinn battled food poisoning the day before and was limited to just 19 minutes, 11 of which came in the first half. He led all players with a season-high five assists and committed only one turnover.

SJU	FG	3FG	FT	R	F	TP	A	TO	B	S	MP
Pointer*	9-16	0-2	3-4	10	4	21	2	4	2	2	39
Branch*	3-6	0-1	0-0	3	4	6	0	1	0	0	39
Greene IV*	4-11	1-4	0-0	4	3	9	1	1	0	1	39
Harrison*	7-16	1-6	3-4	9	5	18	2	2	0	1	39
Jordan*	4-7	1-2	1-3	3	3	10	1	2	0	3	21
Jones	0-1	0-0	0-0	0	0	0	0	0	0	0	10
Lipscomb	0-0	0-0	0-0	1	0	0	0	0	0	0	1
Balamou	0-0	0-0	0-0	0	0	0	0	0	0	0	1
Alibegovic	0-2	0-2	0-0	1	2	0	0	0	0	0	6
De La Rosa	0-0	0-0	0-0	0	0	0	0	0	0	0	4
Ndiaye	0-0	0-0	0-0	0	0	0	0	0	0	0	1
Team				1							
Totals	27-59	3-17	7-11	32	21	64	6	10	2	7	200

SDSU	FG	3FG	FT	R	F	TP	A	TO	B	S	MP
Spencer*	4-6	0-0	2-4	7	1	10	0	0	2	1	22
Polee II*	5-7	5-7	0-1	3	1	15	0	1	0	3	19
Shepard*	1-8	0-3	5-6	5	4	7	1	4	0	1	26
O'Brien*	8-12	0-0	2-2	4	1	18	2	4	0	0	34
Quinn*	1-6	0-3	0-1	2	2	5	1	0	0	0	19
Chol	0-1	0-0	0-0	5	1	0	1	0	0	0	9
Allen	0-0	0-0	0-0	0	0	0	0	0	0	0	0+
Kell	0-4	0-3	6-12	3	2	6	1	1	0	0	21
Pope	2-4	0-1	2-4	7	0	6	1	1	1	0	24
Shrigley	4-5	4-5	0-0	2	0	12	1	0	0	0	26
Team				2							
Totals	25-53	9-22	17-30	40	12	76	12	13	3	5	200

Halftime: San Diego State 40, St. John's 33. FG%: San Diego State 47.2, St. John's 45.8. 3FG%: San Diego State 40.9, St. John's 17.6. FT%: St. John's 63.6, San Diego State 56.7. Officials: Bryan Kersey, Lamont Simpson, Thomas O'Neill. Technicals: None.



Game 36

(1) #4/5 Duke 68
(8) #-/rv San Diego State 49
March 22, 2015 ♦ Charlotte, N.C.
Time Warner Cable Arena ♦ Att: 18,482

CHARLOTTE, N.C. - Eighth-seeded San Diego State could not solve top-seeded Duke's frontline and was ultimately beaten, 68-49, in the third round of the NCAA tournament at Time Warner Cable Arena.

The Blue Devils' front court of Jahlil Okafor and Justise Winslow put up dominating performances. Okafor finished with a game-high 26 points on 12-of-16 shooting, while adding six rebounds, two assists, three blocked shots and one steal. Winslow, meanwhile, had 13 points, game highs of 12 rebounds, five assists and four steals, and three blocked shots.

Duke asserted itself early by scoring the first eight points and led, 15-4, after consecutive buckets from Quinn Cook, which forced San Diego State to call time-out.

The Blue Devils took a 28-13 lead with 5:15 left in the first half on an Okafor layup. The freshman's basket gave him 14 points, which was one more than SDSU had as a team. San Diego State closed the half on a 7-2 run to make the score 37-24 entering the locker room.

The Aztecs made a run early in the second half, spurred by a pair of Malik Pope three-pointers. After an Okafor jumper to open the period, SDSU embarked on a 13-5 run to cut its deficit to 44-37 with 12:42 left in the game. Cook, who finished with 15 points, answered with a three, which was followed by a Winslow dunk and Duke was on its way to a 11-0 run to put the Blue Devils out in front by 18.

Aqeel Quinn made two free-throws to put an end to the spurt, but Duke scored 11 of the game's next 13 points to put the contest away despite the Aztecs closing the game on an 8-2 run to provide the final margin.

Winston Shepard was the lone Aztec to reach double figures in scoring, posting 13 points.

SDSU	FG	3FG	FT	R	F	TP	A	TO	B	S	MP
Spencer*	1-3	0-0	0-0	4	3	2	0	0	4	1	27
Polee II*	2-6	0-2	0-0	4	0	4	0	0	0	0	20
Shepard*	5-11	0-1	3-4	5	2	13	0	3	0	1	32
O'Brien*	2-10	0-1	4-5	7	0	8	1	3	0	2	37
Quinn*	2-7	0-0	2-2	2	1	6	0	4	0	0	24
Chol	2-3	0-0	0-0	2	0	4	0	0	0	0	7
Kell	0-6	0-1	0-0	4	0	0	4	0	0	0	16
Pope	2-4	2-3	0-0	2	0	6	0	1	0	0	17
Shrigley	3-8	0-5	0-0	0	2	6	0	0	1	2	20
Team				3							
Totals	19-58	2-13	9-11	33	8	49	5	11	5	6	200

DU	FG	3FG	FT	R	F	TP	A	TO	B	S	MP
Winslow*	6-10	1-2	0-0	12	2	13	5	2	3	4	34
Okafor*	12-16	0-0	2-2	6	1	26	2	2	3	1	33
Cook*	6-13	3-8	0-0	5	0	15	2	1	0	0	38
Jones, T.*	3-9	0-1	0-0	3	0	6	6	2	0	2	36
Jones, M.*	1-5	1-2	0-0	4	3	3	0	1	0	0	34
Allen	2-2	1-1	0-0	1	4	5	0	0	0	0	9
Jefferson	0-0	0-0	0-0	0	1	0	0	0	0	0	9
Plumlee	0-0	0-0	0-0	0	1	0	1	0	0	0	7
Kelly	0-0	0-0	0-0	0	0	0	0	0	0	0	0+
Pagliuca	0-0	0-0	0-0	0	0	0	0	0	0	0	0+
Team				2							
Totals	30-55	6-14	2-2	33	12	68	16	9	6	7	200

Halftime: Duke, 37, San Diego State 24. FG%: Duke 54.5, San Diego State 32.8. 3FG%: Duke 42.9, San Diego State 15.4. FT%: Duke 100.0, San Diego State 81.8. Officials: Mike Stephens, James Breeding, Keith Kimble. Technicals: None.

2014-15 Mountain West Stats



SIX CONSECUTIVE NCAA TOURNAMENT APPEARANCES ▶ NINE-TIME MW CHAMPIONS

Final Standings

Pl. Team	W	L	Pct.	Home	Away	W	L	Pct.	Home	Away	Neutral	Last 10	Streak	Postseason
1. (-rv) SDSU	14	4	.778	8-1	6-3	27	9	.750	16-1	7-5	4-3	7-3	L1	NCAA (3R)
(rv/-) Boise St.	14	4	.778	8-1	6-3	25	9	.735	13-1	8-6	4-2	7-3	L2	NCAA (1st 4)
3. (rv/-) Colorado St.	13	5	.722	8-1	5-4	27	7	.794	15-2	8-4	4-1	7-3	L2	NIT (1R)
4. (rv/-) Wyoming	11	7	.611	7-2	4-5	25	10	.714	17-2	5-7	3-1	6-4	L1	NCAA (2R)
Utah St.	11	7	.611	6-3	5-4	18	13	.581	11-5	7-7	0-1	6-4	L3	
6. Fresno St.	10	8	.556	7-2	3-6	15	17	.469	11-3	4-10	0-4	5-5	L2	
7. UNLV	8	10	.444	5-4	3-6	18	15	.545	13-5	3-8	2-2	5-5	L1	
8. New Mexico	7	11	.389	5-4	2-7	15	16	.484	10-5	4-8	1-3	1-9	L1	
9. Air Force	6	12	.333	5-4	1-8	14	17	.452	11-5	1-11	2-1	5-5	L1	
10. Nevada	5	13	.278	3-6	2-7	9	22	.290	7-8	2-11	0-3	3-7	L3	
11. San José St.	0	18	.000	0-9	0-9	2	28	.067	2-13	0-12	0-3	0-10	L20	

Team Statistics (All Games)

Scoring Offense	G	Pts.	PPG
1. CSU	34	2454	72.2
2. BSU	34	2390	70.3
3. UNLV	33	2250	68.2
4. USU	31	2064	66.6
5. AFA	31	2037	65.7
6. FS	32	2086	65.2
7. UNM	31	1921	62.0
8. SDSU	36	2226	61.8
9. WYO	35	2151	61.5
10. NV	31	1874	60.5
11. SJSU	30	1612	53.7

Scoring Defense	G	Pts.	PPG
1. SDSU	36	1939	53.9
2. WYO	35	1974	56.4
3. BSU	34	2045	60.1
4. NMU	31	1866	60.2
5. USU	31	1973	63.6
6. CSU	34	2181	64.1
7. UNLV	33	2125	64.4
8. AFA	31	2017	65.1
9. FS	32	2123	66.3
10. NV	31	2061	66.5
11. SJSU	30	2086	69.5

Free Throw Pct.	FT	FTA	Pct.
1. BSU	431	591	.729
2. WYO	448	638	.702
3. NV	489	703	.696
4. FS	457	662	.690
5. CSU	535	794	.674
6. USU	389	579	.672
7. UNLV	398	600	.663
8. AFA	321	487	.659
9. UNM	401	609	.658
10. SJSU	310	475	.653
11. SDSU	437	694	.630

Field Goal Pct.	FG	FGA	Pct.
1. AFA	742	1565	.474
2. WYO	747	1619	.461
3. BSU	831	1823	.456
4. USU	721	1596	.452
5. UNLV	808	1816	.445
6. CSU	837	1901	.440
7. UNM	686	1589	.432
8. FS	725	1692	.428
9. SDSU	800	1916	.418
10. NV	637	1673	.381
11. SJSU	553	1559	.355

FG Pct. Defense	FG	FGA	Pct.
1. SDSU	716	1864	.384
2. UNLV	771	1952	.395
3. UNM	643	1601	.402
4. WYO	715	1775	.403
5. USU	719	1782	.403

3-Point FG Pct.	3FG	FGA	Pct.
1. USU	233	591	.394
2. BSU	297	758	.392
3. AFA	232	625	.371
4. UNLV	236	639	.369
5. CSU	245	699	.351
6. WYO	209	642	.326
7. FS	179	559	.320
8. SDSU	189	591	.320
9. UNM	148	481	.308
10. SJSU	196	668	.293
11. NV	111	417	.266

3-Pt. FG Pct. Def.	3FG	FGA	Pct.
1. USU	189	637	.297
2. SDSU	181	598	.303
3. BSU	195	632	.309
4. UNM	210	668	.314
5. NV	198	584	.339
6. UNLV	205	595	.345
7. FS	197	568	.347
8. WYO	219	630	.348
9. AFA	252	698	.361
10. CSU	237	651	.364
11. SJSU	205	539	.380

Rebound Margin	Reb	OReb	+/-
1. CSU	37.9	31.9	+6.0
2. NV	39.4	33.5	+5.9
3. UNM	34.9	30.1	+4.8
4. SDSU	35.3	32.0	+3.3
5. BSU	32.9	30.3	+2.6
6. WYO	29.9	30.1	-0.1
7. AFA	30.0	30.8	-0.8
8. UNLV	35.5	37.0	-1.5
9. FS	31.6	34.7	-3.2
10. SJSU	31.3	37.1	-5.8
11. USU	31.5	37.4	-5.8

A/T/O Ratio	Ast	TO	Ratio
1. CSU	14.7	10.6	1.4
2. USU	14.4	10.4	1.4
3. AFA	15.6	11.8	1.3
4. WYO	14.3	11.2	1.3
5. UNLV	13.7	11.4	1.2
6. BSU	12.0	10.2	1.2
7. UNM	12.8	12.6	1.0
8. FS	10.5	11.2	0.9
9. SDSU	10.5	11.4	0.9
10. SJSU	9.8	14.2	0.7
11. NV	9.6	14.1	0.7

Team Statistics (MW Games)

Scoring Offense	G	Pts.	PPG
1. CSU	18	1311	72.8
2. BSU	18	1238	68.8
3. UNLV	18	1233	68.5
4. USU	18	1193	66.3
5. FS	18	1168	64.9
6. AFA	18	1123	62.4
7. SDSU	18	1109	61.6
8. WYO	18	1089	60.5
9. UNM	18	1086	60.3
10. NV	18	1077	59.8
11. SJSU	18	926	51.4

Scoring Defense	G	Pts.	PPG
1. SDSU	18	949	52.7
2. BSU	18	1041	57.8
3. WYO	18	1080	60.0
4. UNM	18	1098	61.0
5. USU	18	1118	62.1
6. CSU	18	1159	64.4
7. UNLV	18	1187	65.9
8. FS	18	1200	66.7
9. AFA	18	1211	67.3
10. NV	18	1230	68.3
11. SJSU	18	1280	71.1

Free Throw Pct.	FT	FTA	Pct.
1. BSU	200	278	.719
2. UNLV	218	308	.708
3. WYO	234	331	.707
4. CSU	273	388	.704
5. NV	275	398	.691
6. FS	248	361	.687
7. SJSU	189	279	.677
8. UNM	206	309	.667
9. UTSU	182	287	.634
10. SDSU	182	289	.630
11. AFA	160	258	.620

Field Goal Pct.	FG	FGA	Pct.
1. USU	434	916	.474
2. AFA	418	915	.457
3. BSU	436	965	.452
4. UNLV	435	967	.450
5. WYO	372	850	.438
6. CSU	455	1044	.436
7. UNM	396	918	.431
8. SDSU	414	963	.430
9. FS	406	960	.423
10. NV	369	970	.380
11. SJSU	306	925	.331

FG Pct. Defense	FG	FGA	Pct.
1. SDSU	341	855	.385
2. UNM	371	903	.411
3. USU	421	1024	.411
4. WYO	391	946	.413
5. BSU	384	921	.417

3-Point FG Pct.	3FG	FGA	Pct.
1. USU	143	339	.422
2. BSU	166	415	.400
3. UNLV	145	372	.390
4. AFA	127	357	.356
5. SDSU	99	288	.344
6. CSU	128	383	.334
7. UNM	88	264	.333
8. FS	108	325	.332
9. WYO	111	359	.309
10. SJSU	125	432	.289
11. NV	64	240	.267

3-Pt. FG Pct. Def.	3FG	FGA	Pct.
1. BSU	96	317	.303
2. SDSU	86	277	.310
3. USU	119	378	.315
4. UNM	137	402	.341
5. WYO	119	346	.344
6. CSU	122	350	.349
7. UNLV	112	314	.357
8. FS	110	307	.358
9. NV	124	341	.364
10. AFA	158	423	.374
11. SJSU	121	319	.379

Rebound Margin	Reb	OReb	+/-
1. CSU	38.8	32.3	+6.4
2. NV	38.4	32.0	+6.4
3. UNM	33.9	28.9	+4.9
4. SDSU	34.6	30.4	+4.2
5. BSU	32.8	29.8	+2.9
6. WYO	30.2	32.0	-1.8
7. UNLV	33.3	35.4	-2.1
8. AFA	28.6	31.7	-3.2
9. USU	30.9	35.0	-4.1
10. FS	30.5	36.2	-5.7
11. SJSU	29.3	37.4	-8.2

A/T/O Ratio	Ast	TO	Ratio
1. USU	15.5	10.6	1.5
2. AFA	14.8	10.8	1.4
3. CSU	14.1	10.4	1.4
4. UNLV	14.2	11.2	1.3
5. BSU	12.1	9.9	1.2
6. WYO	13.8	11.6	1.2
7. UNM	12.8	11.9	1.1
8. FS	10.9	10.3	1.1
9. SDSU	11.3	10.8	1.0
10. NV	10.1	14.4	0.7
11. SJSU	8.7	13.4	0.6

2014-15 Mountain West Stats



SIX CONSECUTIVE NCAA TOURNAMENT APPEARANCES ► NINE-TIME MW CHAMPIONS

Individual Statistics (All Games)

Scoring	G	FG	3FG	FT	Pts.	Avg/G
1. Derrick Marks, BSU	32	231	68	91	621	19.4
2. J.J. Avila, CSU	31	206	9	97	518	16.7
3. Marvella Harris, FS	32	174	53	125	526	16.4
4. Larry Nance, Jr., WYO	31	185	14	114	498	16.1
5. Christian Wood, UNLV	33	187	25	120	519	15.7
6. Jalen Moore, USU	31	157	45	111	470	15.2
7. Rashad Muhammad, SJSU	27	119	59	78	375	13.9
8. Josh Adams, WYO	35	146	47	110	449	12.8
9. David Collette, USU	31	163	2	69	397	12.8
10. Chris Smith, USU	31	128	63	72	391	12.6
11. Max Yon, AFA	25	112	42	44	310	12.4
12. AJ West, NV	30	125	0	113	363	12.1
13. Deshawn Delaney, UNM	30	135	16	65	351	11.7
14. Hugh Greenwood, UNM	31	121	72	47	361	11.6
15. Stanton Kidd, CSU	34	148	37	60	393	11.6
16. Daniel Bejarano, CSU	33	127	65	58	377	11.4
17. Julien Lewis, FS	32	140	21	61	362	11.3
18. James Webb III, BSU	32	137	47	38	359	11.2
19. Jaleel Williams, SJSU	27	110	51	30	301	11.1
20. Paul Watson, FS	32	121	50	63	355	11.1

Rebounding	G	Reb	RPG
1. West, NV	30	331	11.0
2. Wood, UNLV	33	329	10.0
3. Webb III, BSU	32	257	8.0
4. Avila, CSU	31	231	7.5
5. Nance, Jr., WYO	31	224	7.2
6. Bejarano, CSU	33	236	7.2
7. Moore, USU	31	209	6.7
8. Cooke, Jr., WYO	35	204	5.8
9. Aget, UNM	31	168	5.4
10. Greenwood, UNM	31	165	5.3
12. Shepard, SDSU	36	190	5.3
13. O'Brien, SDSU	36	187	5.2
14. Spencer, SDSU	36	184	5.1

Assists	G	Ast.	APG
1. Doolin, UNLV	33	128	3.9
2. Harris, FS	32	120	3.8
3. Adams, WYO	35	126	3.6
4. Greenwood, UNM	31	101	3.3
Perkins, USU	31	101	3.3
6. Gillon, CSU	34	110	3.2
7. Marks, BSU	32	96	3.0
Jacobs, UNM	29	87	3.0
9. Kendrick, UNLV	32	94	2.9
10. Bejarano, CSU	33	94	2.8

FG Percentage	FG FGA	Pct
1. Collette, USU	163 276	.591
2. Avila, CSU	206 373	.552
3. Nance, Jr., WYO	185 360	.514
4. Wood, UNLV	187 376	.497
5. Marks, BSU	231 468	.494

FT Percentage	FT FTA	Pct
1. Grabau, WYO	92 98	.939
2. Muhammad, SJSU	78 98	.796
3. Gillon, CSU	112 141	.794
4. Nance, Jr., WYO	114 145	.786
5. Marks, BSU	91 117	.778

Steals	G	St	SPG
1. Harris, FS	32	65	2.0
2. Avila, CSU	31	62	2.0
3. Marks, BSU	32	59	1.8
4. Greenwood, UNM	31	47	1.5
5. McCaw, UNLV	32	48	1.5

Individual Statistics (MW Games)

Scoring	G	FG	3FG	FT	Pts.	Avg/G
1. Derrick Marks, BSU	18	142	39	61	384	21.3
2. J.J. Avila, CSU	16	121	5	56	303	18.9
3. Larry Nance, Jr., WYO	14	90	7	60	247	17.6
4. Marvella Harris, FS	18	105	32	67	309	17.2
5. Christian Wood, UNLV	18	94	16	79	283	15.7
6. Jalen Moore, USU	18	95	31	49	270	15.0
7. Rashad Muhammad, SJSU	17	79	42	54	254	14.9
8. Josh Adams, WYO	18	83	30	64	260	14.4
9. Chris Smith, USU	17	88	39	33	248	13.8
10. AJ West, NV	18	79	0	77	235	13.1
11. James Webb III, BSU	18	86	35	26	233	12.9
12. Jaleel Williams, SJSU	17	75	36	25	211	12.4
13. Hugh Greenwood, UNM	18	73	47	23	216	12.0
Aqeel Quinn, SDSU	18	77	28	34	216	12.0
15. Patrick McCaw, UNLV	17	70	40	23	203	11.9
16. David Collette, USU	18	89	1	32	211	11.7
17. Marek Olesinski, AFA	18	75	30	25	205	11.4
18. Cezar Guerrero, FS	14	48	24	39	159	11.4
19. Winston Shepard, SDSU	18	74	11	43	202	11.2
20. Tyron Criswell, NV	18	72	12	42	198	11.0
Daniel Bejarano, CSU	17	63	34	27	187	11.0

Rebounding	G	Reb	RPG
1. West, NV	18	218	12.1
2. Wood, UNLV	18	186	10.3
3. Webb III, BSU	18	162	9.0
4. Nance, Jr., WYO	14	120	8.6
5. Avila, CSU	16	119	7.4
6. Bejarano, CSU	17	125	7.4
7. Cooke, Jr., WYO	18	118	6.6
8. Moore, USU	18	116	6.4
9. Mitchell, SJSU	18	109	6.1
10. Greenwood, UNM	18	103	5.7

12. Shepard, SDSU	18	98	5.4
18. O'Brien, SDSU	18	88	4.9

Assists	G	Ast.	APG
1. Gillon, CSU	18	70	3.9
2. Harris, FS	18	67	3.7
3. Adams, WYO	18	61	3.4
Perkins, USU	18	61	3.4
5. McCaw, UNLV	17	57	3.4
6. Kendrick, UNLV	18	59	3.3
7. Doolin, UNLV	18	58	3.2
8. Greenwood, UNM	18	57	3.2
9. Hadziomerovic, BSU	17	52	3.1
10. Jacobs, UNM	18	52	2.9

FG Percentage	FG FGA	Pct
1. Avila, CSU	121 214	.565
2. Marks, BSU	142 285	.498
3. Moore, USU	95 192	.495
4. Nance, Jr., WYO	90 182	.495
5. Wood, UNLV	94 197	.477

FT Percentage	FT FTA	Pct
1. Grabau, WYO	57 58	.983
2. Thompson, BSU	46 55	.836
3. Nance, Jr., WYO	60 74	.811
Gillon, CSU	60 74	.811
5. Marks, BSU	61 78	.782

Steals	G	St	SPG
1. Harris, FS	18	39	2.2
2. Avila, CSU	16	34	2.1
3. Marks, BSU	18	38	2.1
4. Greenwood, UNM	18	27	1.5
5. McCaw, UNLV	17	25	1.5

6. O'Brien, SDSU	18	26	1.4
------------------	----	----	-----

3FG Percentage	3FG FGA	Pct
1. Smith, USU	39 76	.513
2. Kocur, AFA	37 80	.463
3. Webb III, BSU	35 78	.449
4. Perkins, USU	35 80	.438
5. McCaw, UNLV	40 93	.430

3FG Made	G	3FG	3PG
1. Greenwood, UNM	18	47	2.6
2. Duncan, BSU	18	46	2.6
3. Muhammad, SJSU	17	42	2.5
4. McCaw, UNLV	17	40	2.4
5. Smith, USU	18	39	2.2
Marks, BSU	18	39	2.2

Blocked Shots	G	Blks	BPG
1. Okonoboh, UNLV	17	46	2.7
2. Wood, UNLV	18	47	2.6
3. West, NV	18	44	2.4
4. Spencer, SDSU	18	40	2.2
5. Collette, USU	18	36	2.0

A/T/O Ratio	Ast	TO	Ratio
1. Doolin, UNLV	58	15	3.9
2. Gillon, CSU	70	26	2.7
3. McCaw, UNLV	57	27	2.1
4. Kendrick, UNLV	59	29	2.0
5. Greenwood, UNM	57	31	1.8

Minutes Played	G	MP	MPG
1. Nance, Jr., WYO	14	532	38.0
2. Harris, FS	18	666	37.0
3. Muhammad, SJSU	17	624	36.7
4. Grabau, WYO	18	656	36.4
5. Williams, SJSU	17	618	36.4