

# SAN DIEGO STATE

## WOMEN'S BASKETBALL



MICHELLE ELLIOTT  
SOPHOMORE GUARD



MICHELLE STRAWBERRY  
JUNIOR GUARD




LINDSEY CASEY  
SENIOR FORWARD



# San Diego State University Women's Basketball

POSTSEASON QUICK FACTS (updated 3/6/05)



## Quick Facts

**Location:** San Diego, Calif.  
**Founded:** 1897  
**Enrollment:** 32,936  
**NCAA Division:** I

**Nickname:** Aztecs  
**Colors:** Scarlet & Black  
**Mascot:** The Aztec Warrior  
**Conference:** Mountain West

**University President:** Dr. Stephen L. Weber  
**Director of Athletics:** Mike Bohn  
**Senior Woman Administrator:** Kathy Van Wyk

## Media Relations

**Assoc. A.D. Media Relations:** Kevin Klintworth  
**Women's Basketball Contact:** Peggy Curtin  
**Curtin's E-Mail:** mcurtin@mail.sdsu.edu  
**SID Mailing Address:** Aztec Media Relations, Department of Athletics, Aztec Athletics Center, Ste. 3014, 55th Street, San Diego, CA 92182-4309

**SID Office Phone:** (619) 594-5547  
**Curtin's Office Phone:** (619) 594-2576  
**SDSU's Official Website:** www.goaztecs.com

**SID Fax:** (619) 582-6541  
**Curtin Cell Phone:** (619) 200-8776

## Team Information

**2004-05 Overall Record:** 8-19  
**2004-05 MWC Record (Finish):** 2-12 (t7th)  
**2003 MWC Championship Seed:** No. 8  
**All-Time Mountain West Conference Championship Record:** 0-5  
**All-Time Mountain West Conference Championship Record Versus:** BYU (0-1); Utah (0-1); New Mexico (0-3)  
**MWC Championship History:** ... 2000 (at Las Vegas, Nev.): lost to BYU (78-37), first round ... 2001 (at Las Vegas, Nev.): lost to New Mexico (55-49), first round ... 2002 (at Las Vegas, Nev.): lost to New Mexico (65-52), first round ... 2003 (at Las Vegas, Nev.): lost to New Mexico (54-49), first round ... 2004 (at Denver, Colo.): lost to Utah (68-51), first round

**Home Record:** 7-9  
**MWC Home Record:** 1-6  
**SDSU MWC Seed History:** No. 8 (2005); No. 7 (2004, 2003, 2002, 2000); No. 6 (2001)

**Away Record:** 1-10  
**MWC Away Record:** 1-6  
**All-Time Conference Tournament Record:** 14-15

**Neutral Record:** 0-0

## Staff Information

**Head Coach:** Jim Tomey (Michigan, 1981)  
**Career Record:** 25-57 (.305), third season  
**At SDSU:** Same  
**MWC Record:** 8-34 (.191)  
**MWC Championship Record:** 0-2  
**Asst. Coaches:** Fentriss Winn (Art Institute of California, 2002), first season; Krista Poehler (UCSD, 1998), first season; Dustin Finley (UC Davis, 2002), first season/third overall

**Student Managers:** Nicki Rodriguez, Kate Rosenberg  
**Certified Athletic Trainer:** Sara Williamson  
**Academic Advisor:** Bre White

**Women's Basketball Administrative Assistant:** Kelly Ayers  
**Women's Basketball Office Phone:** (619) 594-4095

## Probable Starting Line-Up

| #  | Player              | Pos. | Ht.  | Cl. | Hometown/Last School          | 2004-05 Stats                            |
|----|---------------------|------|------|-----|-------------------------------|--|
| 5  | Michelle Elliott    | G/F  | 5-11 | So. | Pasco, Wash./Pasco HS         | 11.1 ppg., 3.3 rpg., 44 three-pointers   |
| 20 | Michelle Strawberry | G    | 5-10 | Jr. | Corona, Calif./Centennial HS  | 10.1 ppg., 2.7 rpg., 31 three-pointers   |
| 21 | Veronica Shaw       | G    | 5-7  | Jr. | Phoenix, Ariz./Mtn. Pointe HS | 5.3 ppg., 2.8 rpg., 48 steals            |
| 42 | Lindsey Casey       | F    | 6-1  | Sr. | Odessa, Texas/Midland JC      | 8.3 ppg., 5.0 rpg., 52 steals, 28 blocks |
| 50 | Ashley Cheesman     | F    | 6-2  | Fr. | Orem, Utah/Mountain View HS   | 7.4 ppg., 5.3 rpg.                       |

## Off The Bench

| #  | Player            | Pos. | Ht. | Cl.    | Hometown/Last School           | 2004-05 Stats                             |
|----|-------------------|------|-----|--------|--------------------------------|---|
| 10 | Jessica Huettl    | G    | 5-7 | So.    | Eau Claire, Wis./Regis HS      | 6.2 ppg., 0.6 rpg., 25 three-pointers     |
| 11 | Kate Eveland      | G    | 5-8 | Fr.    | Southlake, Texas/Southlake HS  | 6.1 ppg., 2.1 rpg., 52 steals, 59 assists |
| 12 | Lindsay Goldblatt | G    | 5-5 | Jr.    | West Hills, Calif./Moorpark JC | 0.4 ppg., 0.4 rpg.                        |
| 13 | Marin McCue       | G/F  | 6-1 | Fr.    | Calgary, Alberta/Springbank HS | 3.9 ppg., 1.9 rpg.                        |
| 33 | Jordie Smith      | F    | 6-2 | RS-Fr. | Ft. Collins, Colo./Poudre HS   | 2.5 ppg., 1.9 rpg.                        |

## Injured/Will Not Play

| #  | Player         | Pos. | Ht. | Cl. | Hometown/Last School    | 2004-05 Stats            | Reason             |
|----|----------------|------|-----|-----|-------------------------|--------------------------|--------------------|
| 4  | Courtney Fritz | G    | 5-8 | So. | Newberg, Ore./Jesuit HS | 4 GP, 9 ppg., 6 3FG      | knee (ACL) surgery |
| 30 | Erin Jackson   | F    | 6-1 | So. | Sparks, Nev./Reed HS    | 4 GP, 0.5 ppg., 1.0 rpg. | ankle surgery      |
| 32 | Shanna Demus   | G    | 5-8 | So. | Palmdale, Calif./CSULA  | DNP                      | transfer           |

## 2004-05 Top Team Notes

o SDSU is 8-19 overall and 2-12 in conference play, finishing seventh (tie) in the MWC for the fourth straight season ... the Aztecs' conference wins came at home versus UNLV and on the road at Air Force ... SDSU was 6-7 in non-conference action for the second time in the last three years.

o SDSU has forced 20 or more opponent turnovers in 16 of its 27 games this year, including in nine of 14 league outings ... The Aztecs are in reach of breaking the school record for fewest turnovers committed in a season for the second consecutive campaign ... SDSU leads the league in turnover margin for both overall (+4.44) and conference contests (+4.07).

o The Aztecs set four program records for their three-point shooting this season. SDSU set season records for most three-pointers made with 137 (prev. 130 in 2003-04) and most attempts with 469 (prev. 418 in 2003-04). The team also tallied a record 17 threes versus Utah Valley State (tied for No. 2 in NCAA Div. I this year) and attempted a program-high 29 triples against Colorado State on Jan. 20.

o SDSU is the only Mountain West Conference school to average 10 or more steals a game ... the Aztecs have recorded double-figures in steals on 12 occasions, as opposed to just seven last year. In 16 home contests, SDSU has 10 or more steals 10 times.



# SDSU All-Time Postseason Results

## NCAA Tournament

**1984 (1-1)**

**NCAA West Regional First Round, March 16**  
at San Diego, Calif. (Peterson Gym)  
SDSU 70, Oregon 63

**NCAA West Regional Semifinals, March 22**  
at Los Angeles, Calif. (LA Sports Arena)  
Long Beach State 91, SDSU 73 (OT)

**1985 (1-1)**

**NCAA Midwest Regional First Round, March 15**  
Las Vegas, Nev. (Thomas & Mack Center)  
SDSU 70, UNLV 68

**NCAA Midwest Regional Semifinals, March 22**  
Monroe, La. (Ewing Coliseum)  
Louisiana Tech 94, SDSU 64

**1993 (0-1)**

**NCAA West Regional First Round, March 19**  
Athens, Ga. (Georgia Coliseum)  
Georgia 85, SDSU 68

**1994 (1-1)**

**NCAA West Regional First Round, March 18**  
San Diego, Calif. (Peterson Gym)  
SDSU 81, Hawaii 75

**NCAA West Regional Second Round, March 20**  
San Diego, Calif. (Peterson Gym)  
Texas A&M 75, SDSU 72 (OT)

**1995 (0-1)**

**NCAA West Regional First Round, March 16**  
San Diego, Calif. (Peterson Gym)  
Montana 57, SDSU 46

**1997 (0-1)**

**NCAA Midwest Regional First Round, March 15**  
Knoxville, Tenn. (Thompson-Boling Arena)  
Oregon 80, San Diego State 68

### Aztecs vs.

#### NCAA Tournament Opponents

|                  |      |
|------------------|------|
| Georgia          | .0-1 |
| Hawai'i          | .1-0 |
| Long Beach State | .0-1 |
| Louisiana Tech   | .0-1 |
| Montana          | .0-1 |
| Oregon           | .1-1 |
| Texas A&M        | .0-1 |
| UNLV             | .1-0 |

## AIAW Tournament

**1981 (1-2)**

**AIAW Western Regionals, March 12-14**  
at Pepperdine University (Malibu, Calif.)  
SDSU 77, California 64  
Long Beach State 71, SDSU 56  
UCLA 61, SDSU 54 (Consolation)

## WNIT

**1989 (2-1)**

**WNIT First Round, March 23**  
Amarillo, Texas (Cal Farley Coliseum)  
SDSU 99, Radford 92 (2OT)

**WNIT Second Round, March 24**

Amarillo, Texas (Cal Farley Coliseum)  
SDSU 97, Murray State 81

## WNIT Final, March 25

Amarillo, Texas (Cal Farley Coliseum)  
Oregon 67, SDSU 64

## Conference Tournaments

### PACIFIC COAST ATHLETIC ASSOCIATION (3-3)

**1986 (1-1)**

at Long Beach, Calif./Inglewood, Calif.  
San Diego State 73, UC Irvine 56  
Long Beach State 116, San Diego State 74

**1987 (1-1)**

at Long Beach, Calif./Inglewood, Calif.  
San Diego State 68, Hawai'i 62  
Long Beach State 108, San Diego State 74

**1988 (1-1)**

at Long Beach, Calif./Inglewood, Calif.  
San Diego State 64, Fresno State 60  
Long Beach State 74, San Diego State 78

### BIG WEST CONFERENCE (0-2)

**1989 (0-1)**

at Long Beach Arena, Long Beach, Calif.  
Cal State Fullerton 68, San Diego State 60

**1990 (0-1)**

at Long Beach Arena, Long Beach, Calif.  
San Jose State 81, San Diego State 59

### WESTERN ATHLETIC CONFERENCE (11-5)

**1991 (0-1)**

at Arena-Auditorium, Laramie, Wyo.  
Creighton 78, San Diego State 75

**1992 (1-1)**

at Huntsman Center, Salt Lake City, Utah  
San Diego State 66, Wyoming 58  
Creighton 89, San Diego State 66

**1993 (1-1)**

at Huntsman Center, Salt Lake City, Utah  
San Diego State 62, Fresno State 38  
Utah 74, San Diego State 56

**1994 (3-0) WAC Tournament Champions**

at Huntsman Center, Salt Lake City, Utah  
San Diego State 95, New Mexico 60  
San Diego State 73, Fresno State 53  
San Diego State 51, Colorado State 47

**1995 (2-1) WAC Tournament Runner-Up**

at University Arena, Albuquerque, N.M.  
San Diego State 57, New Mexico 39  
San Diego State 71, Texas-El Paso 49  
Utah 64, San Diego State 57

**1996 (1-1)**

at University Arena, Albuquerque, N.M.  
San Diego State 69, Fresno State 48  
Colorado State 64, San Diego State 58

**1997 (3-0) WAC Tournament Champions**

at Thomas & Mack Center, Las Vegas, Nev.  
San Diego State 57, New Mexico 50  
San Diego State 74, Hawai'i 48  
San Diego State 56, Utah 50

### MOUNTAIN WEST CONFERENCE (0-5)

**2000 (0-1)**

at Thomas & Mack Center, Las Vegas, Nev.  
BYU 78, San Diego State 37

**2001 (0-1)**

at Thomas & Mack Center, Las Vegas, Nev.  
New Mexico 55, San Diego State 49

**2002 (0-1)**

at Thomas & Mack Center, Las Vegas, Nev.  
New Mexico 65, San Diego State 52

**2003 (0-1)**

at Thomas & Mack Center, Las Vegas, Nev.  
New Mexico 54, San Diego State 49

**2004 (0-1)**

at Pepsi Center, Denver, Colo.  
Utah 68, San Diego State 51

### Aztecs vs. Mountain West Conference

| Team           | All-Time             | Tournament        |
|----------------|----------------------|-------------------|
| Air Force      | 14-2                 | 0-0               |
| BYU            | 9-20                 | 0-1               |
| Colorado St.   | 17-11                | 1-1               |
| New Mexico     | 13-17                | 3-3               |
| UNLV           | 12-18                | 0-0               |
| Utah           | 10-22                | 1-3               |
| <u>Wyoming</u> | <u>13-14</u>         | <u>1-0</u>        |
| <b>Totals</b>  | <b>88-104 (.458)</b> | <b>6-8 (.429)</b> |



# Women's Basketball

For Immediate Release:  
March 7, 2005

Women's Basketball Contact: Peggy Curtin ♦ mcurtin@mail.sdsu.edu  
Phone: (619) 594-5547 ♦ Fax: (619) 582-6541 ♦ www.goaztecs.com

## 2004-05 Schedule/Results

### NOVEMBER

|    |                      |          |
|----|----------------------|----------|
| 10 | Team Concept (Exh.)  | W, 69-51 |
| 23 | at USD (Ch. 4 SD)    | L, 49-64 |
| 30 | Cal State Stanislaus | W, 80-65 |

### DECEMBER

|    |                          |          |
|----|--------------------------|----------|
| 4  | Northern Colorado        | W, 68-65 |
| 7  | at Nevada                | L, 55-74 |
| 11 | Washington St.#          | L, 50-55 |
| 18 | Cal State Fullerton      | W, 69-43 |
| 20 | UC Riverside             | L, 53-65 |
| 22 | at Southern Methodist    | L, 36-80 |
| 28 | at Kansas (Sunflower TV) | L, 45-71 |
| 30 | Southern Utah            | W, 51-37 |

### JANUARY

|    |                    |          |
|----|--------------------|----------|
| 4  | Canisius           | L, 61-71 |
| 7  | Eastern Washington | W, 63-59 |
| 15 | UNLV*              | W, 76-60 |
| 20 | at Colorado State* | L, 50-63 |
| 22 | at Wyoming*        | L, 43-69 |
| 27 | Air Force*         | L, 44-48 |
| 29 | New Mexico*        | L, 53-72 |

### FEBRUARY

|    |                           |          |
|----|---------------------------|----------|
| 3  | at BYU*                   | L, 49-62 |
| 5  | at Utah*                  | L, 52-65 |
| 10 | Utah Valley State College | W, 91-45 |
| 12 | at UNLV*                  | L, 54-77 |
| 17 | Wyoming*                  | L, 66-69 |
| 19 | Colorado State*           | L, 49-56 |
| 24 | at New Mexico*            | L, 58-78 |
| 26 | at Air Force*             | W, 77-61 |

### MARCH

|    |                              |          |
|----|------------------------------|----------|
| 3  | Utah*                        | L, 54-64 |
| 5  | BYU*                         | L, 61-69 |
| 9- | at 2005 MWC Championships    |          |
| 12 | vs. New Mexico               | Noon MT  |
|    | Pepsi Center (Denver, Colo.) |          |

#Peterson Gym \*MWC game

All times local to site

Home Games in **BOLD**

Home games @ Cox Arena except where noted

## Aztecs' Weekly Agenda

### March 7 • Monday

Practice 3:30-6:30 p.m. @ Cox Arena

### March 8 • Tuesday

Depart for Denver; Practice @ Pepsi Center

### March 9 • Wednesday

Game at Noon (MT) @ Pepsi Center

### March 10 • Thursday

Practice TBD

### March 11 • Friday

MWC Semis at Noon (MT) @ Pepsi Center

### March 12 • Saturday

MWC Finals at 4 p.m. (MT) @ Pepsi Center

### March 13 • Sunday

Off

## Upcoming Game: Game No. 29

vs. Wyoming or UNLV

Fri., March 11, 2005, Noon MST  
Pepsi Center - Denver, Colo.

Series: TBD

## Game No. 28

### No. 8 San Diego State Aztecs (8-19, 2-12 MWC) vs. No. 1 New Mexico Lobos (23-4, 12-2 MWC)

► **When & Where:** Wed., March 9, 2005, Pepsi Center (12,414), Denver, Colo., Noon (MST)

► **TV/Webcast/Live Stats:** The game will be televised live on Channel 4 San Diego via the MWC TV Network and CSTV. The game will also be broadcast live on the internet with Bill Earley calling the action and live stats will be available on www.goaztecs.com.

► **The Records:** The San Diego State women's basketball team opens the 2005 Mountain West Conference Championships with a familiar foe in New Mexico, as the two sides tangle in quarterfinal action for the fourth time in the six-year history of the conference. The No. 8 seed Aztecs and No. 1 seed Lobos square-off this Wed., March 9, at noon (MST) in Denver, Colo., at the Pepsi Center.

San Diego State fell in both of this season's previous meetings with New Mexico, dropping a 72-53 contest in San Diego on Jan. 29, and a 78-58 decision in Albuquerque on Feb. 24. The Lobos are 23-4 overall, 12-2 in MWC play and are receiving votes in both national polls.

► **SDSU Head Coach Jim Tomey:** Tomey (Michigan '81) is in his third season at San Diego State after taking over the Aztec helm on April 9, 2002. His career and Aztec head coaching record is 25-57.

► **New Mexico Head Coach Don Flanagan:** Flanagan is in his 10th season at New Mexico. His Lobo and career coaching record is 214-93.

► **Series History:** UNM leads 17-13 (Last: UNM def. SDSU, 78-58, 2/24/05 in Albuquerque).

## SDSU Opens The 2005 Mountain West Conference Tourney Wednesday With New Mexico

The San Diego State women's basketball team will look for its first-ever victory at the Mountain West Conference Championship, starting Wednesday against New Mexico at noon (MST) at the Pepsi Center in Denver, Colo.

The Aztecs earned the tournament's No. 8 seed and will face the top-seeded Lobos, who shared the league's regular-season title with Utah for the second year in a row. SDSU has played New Mexico in the MWC quarterfinals in four of the six years of the league's existence. The Lobos have won each of the previous three outings and have claimed the conference championship in both 2003 and 2004.

An automatic bid to the NCAA tournament is on the line this week for the eight-school field. SDSU's game will be broadcast live locally on Channel 4 San Diego and on the internet via an audio webcast at www.goaztecs.com.

## Aztecs Drop Regular Season Finale

Finishing out the regular season at home for the first time since 2002, the San Diego State

## 2004-05 San Diego State Aztecs Roster (8-19, 2-12 MWC)

|     |                      | 2004-05 |      |     |                                   |      |     |                                    |  |
|-----|----------------------|---------|------|-----|-----------------------------------|------|-----|------------------------------------|--|
| No. | Name                 | Pos.    | Ht.  | Yr. | Hometown (Previous School)        | PPG  | RPG | Individual Player Note             |  |
| 4   | Courtney Fritz       | G       | 5-8  | So. | Newberg, OR (Jesuit HS)           | 9.0  | 0.8 | ► Will miss the rest of yr. (inj.) |  |
| 5   | Michelle Elliott (c) | G/F     | 5-11 | So. | Pasco, WA (Pasco HS)              | 11.1 | 3.3 | ► Tied for 3rd in career threes    |  |
| 10  | Jessica Huettl       | G       | 5-7  | So. | Eau Claire, WI (Regis HS)         | 6.2  | 0.6 | ► Missed 5 of last 6 games         |  |
| 11  | Kate Eveland         | G       | 5-8  | Fr. | Southlake, TX (Shlake Carroll HS) | 6.1  | 2.1 | ► 11 points against Wyoming        |  |
| 12  | Lindsay Goldblatt    | G       | 5-5  | Jr. | West Hills, CA (Moorpark JC)      | 0.4  | 0.4 | ► First career triple vs. UVSC     |  |
| 13  | Marin McCue          | G/F     | 6-1  | Fr. | Calgary, Alberta (Springbank HS)  | 3.8  | 1.9 | ► 11 pts. at New Mexico            |  |
| 20  | Michelle Strawberry  | G       | 5-10 | Jr. | Corona, CA (Centennial HS)        | 10.1 | 2.7 | ► 12.9 ppg. in MWC games           |  |
| 21  | Veronica Shaw        | G       | 5-7  | Jr. | Phoenix, AZ (Mtn. Pt. HS)         | 5.3  | 2.8 | ► Career-high 19 pts. vs. Utah     |  |
| 30  | Erin Jackson         | F       | 6-1  | So. | Sparks, NV (Reed HS)              | 0.5  | 1.0 | ► Will miss the rest of yr. (inj.) |  |
| 32  | Shanna Demus         | G       | 5-8  | So. | Palmdale, CA (CS Los Angeles)     | -    | -   | ► Eligible to play in 2005-06      |  |
| 33  | Jordie Smith         | F       | 6-2  | Fr. | Fort Collins, CO (Poudre HS)      | 2.5  | 1.9 | ► 3-for-3, 3 stls. vs. UVSC        |  |
| 42  | Lindsey Casey (c)    | F       | 6-1  | Sr. | Odessa, TX (Midland JC)           | 8.3  | 5.0 | ► Career high 19 points vs. BYU    |  |
| 50  | Ashley Cheesman      | F       | 6-2  | Fr. | Orem, UT (Mtn. View HS)           | 7.4  | 5.3 | ► 10 rebounds at Air Force         |  |

**Head Coach:** Jim Tomey (Michigan, 1981), third season

(c)= team captains; highlights denote projected starters

**Assistant Coaches:** Fentriss Winn (Art. Inst. of Calif., 2002), Krista Poehler (UCSD, 1998), Dustin Finley (UC Davis, 2002)

**Head Manager:** Nicki Rodriguez

**Athletic Trainer:** Sara Williamson (East Stroudsburg, 1992)



### San Diego State Head Coach Jim Tomey

Third Season (Michigan, 1981)

- **Univ. of San Diego High School Boys' Head Coach**  
1989-99                      212-71 (.749)
- **San Diego State Men's Assistant Coach**  
1999-2002                    40-49 (.449)
- **San Diego State Women's Head Coach**  
2002-03                      9-18 (.333)  
2003-04                      8-20 (.286)  
2004-05                      8-19 (.296)  
**SDSU Head Coach      25-57 (.305)**  
**Overall Total              277-177 (.610)**

### SDSU vs. New Mexico

Series: UNM leads, 17-13

### Series Numbers

|                         |            |
|-------------------------|------------|
| Record at SDSU          | 6-6        |
| Record at UNM           | 5-8        |
| Record at Neutral       | 2-3        |
| Most Points SDSU        | 98, 1995   |
| Most Points UNM         | 86, 2001   |
| Largest Margin SDSU     | 58, 1994   |
| Largest Margin UNM      | 34, 2004   |
| Longest SDSU Win Streak | 10         |
| Longest UNM Win Streak  | 11         |
| Current Streak          | UNM Won 11 |

### 2004-05 Comparative Stats

| Aztecs |                   | Lobos |
|--------|-------------------|-------|
| 8-19   | Overall Record    | 23-4  |
| 2-12   | League Record     | 12-2  |
| .371   | Field Goal Pct.   | .425  |
| .292   | 3-PT FG Pct.      | .351  |
| .693   | Free Throw Pct.   | .723  |
| .431   | Opp. FG Pct.      | .352  |
| .305   | Opp. 3-PT FG Pct. | .319  |
| .725   | Opp. FT Pct.      | .745  |
| 29.3   | Rebound Avg.      | 37.4  |
| -11.7  | Rebound Margin    | +4.7  |
| 57.7   | Points/Game       | 65.7  |
| 63.2   | Pts. Allowed/Game | 52.5  |

### Recent All-Time Series

| Date    | Site        | Result   |
|---------|-------------|----------|
| 2-24-05 | Albuquerque | L, 58-78 |
| 1-29-05 | San Diego   | L, 53-72 |
| 2-28-04 | San Diego   | L, 44-47 |
| 1-29-04 | Albuquerque | L, 42-76 |
| 3-12-03 | Las Vegas   | L, 49-54 |



women's basketball team fell to visiting Brigham Young Saturday, 69-61, at Cox Arena.

Aztec senior **Lindsey Casey (Odessa, Texas)** made her final career home game a special one, as she scored a career and game-high 19 points. She finished 9-of-15 from the floor and added five rebounds in 38 minutes of action.

Junior **Michelle Strawberry (Corona, Calif.)** had 15 points, with three baskets coming from behind the three-point arc for the second consecutive game. Freshman **Ashley Cheesman (Orem, Utah)**, playing against her sister, Cougar senior Danielle Cheesman, tallied nine points and a team-high six rebounds. SDSU junior **Veronica Shaw (Phoenix, Ariz.)** contributed eight points, seven assists and three steals.

The Aztecs, who were 24-of-56 (42.9 percent) from the floor, shot over 40 percent for the third consecutive outing and the seventh straight half. BYU, however, recorded a blistering 65.5 percent field-goal percentage in the second half and 58 percent for the game.

The Aztecs fell behind by eight points late in the first half before going on an 11-3 run over the final 5:48 to tie the game at halftime, 25-25. BYU took control in the second half and led by as many as 15, before the Aztecs closed to within seven with 1:48 left, but were unable to get closer, falling 69-61.

### Other BYU Notes

Aztec sophomore guard **Jessica Huettl (Eau Claire, Wis.)** played eight minutes on Saturday, her first appearance since the Feb. 12, game at UNLV ... Huettl missed five games after being diagnosed with mononucleosis on Feb. 16 ... Lindsey Casey matched an Aztec season single-game high with her nine made field goals ... Veronica Shaw's seven assists are the most by an SDSU player in a game this year ... BYU's 58 percent field-goal percentage is tops by an Aztec opponent this season ... SDSU was tied at the half for the first time in 2004-05 ... with Casey's 19 points, an Aztec has recorded a career high in scoring in each of the last three games (also Shaw - 19 vs. Utah; Michelle Strawberry 23 at Air Force) ... **Michelle Elliott (Pasco, Wash.)** was kept off the scoreboard for the first time in 49 career games.

### The Road To Denver

The Mountain West Conference championship will take place at the Pepsi Center in Denver, Colo., for the second consecutive season and the second time in the league's six-year history. Las Vegas and Thomas & Mack Arena served as the tournament's site the first four years.

The Pepsi Center will also be used for the MWC tournament in 2006.

### The Story Behind The Seeding

San Diego State finished in a tie for seventh place in the Mountain West Conference standings with Air Force, as each school had identical 2-12 league records. The two sides split their regular-season meetings with each team winning on the road in 2004-05.

The Falcons, however, earned the No. 7 seed because of their victory over No. 4 seed Wyoming, which placed ahead of No. 5 seed UNLV, which SDSU beat in the MWC opener on Jan. 15.

### More Seeding Stories

New Mexico and Utah tied for the regular season title with matching 12-2 marks, but the Lobos earned the tiebreaker because of their pair of victories over the Utes. The Utes face No. 7 seed Air Force on Wednesday at 6 p.m. (MST), while No. 4 seed Wyoming and No. 5 seed UNLV follow the Aztecs' game at 2:30 p.m. (MST). The third-seeded BYU Cougars take on No. 6 seed Colorado State in the final quarterfinal on Wednesday night at 8:30 p.m.

### SDSU Travel/Media Information

SDSU travels to Denver on Tuesday morning and are

### 2005 Mountain West Conference Championship

Pepsi Center (Denver, Colo.)

#### ● Schedule (All times MST)

#### Wed., March 9 - Quarterfinals

Session 1  
Noon .....#1 New Mexico vs. #8 SDSU  
2:30 p.m. ....#4 Wyoming vs. #5 UNLV

#### Session 2

6:00 p.m. ....#2 Utah vs. #7 Air Force  
8:30 p.m. ....#3 BYU vs. #6 Colorado St.

#### Fri., March 11 - Semifinals

Noon .....Session 1 Winners  
2:30 p.m. ....Session 2 Winners

#### Sat., March 12 - Finals

4 p.m. ....Championship Final

#### ● Television

All quarterfinal and semifinal games will be carried by the CSTV/MWC-TV Network. SDSU's quarterfinal is scheduled to air live on Channel 4 San Diego.

The championship game will be broadcast on a tape-delay basis on ESPN 2 at 9:30 p.m. (PST).

#### ● SDSU History In The MWC Tournament

#### SDSU MWC Seed History

No. 7 (2004, 2003, 2002, 2000);  
No. 6 (2001)

**All-Time Mountain West Conference  
Championship Record: 0-5**

**All-Time Conference Tournament Record:  
14-14**

**All-Time Mountain West Conference  
Championship Record Versus: BYU (0-1);  
New Mexico (0-3); Utah (0-1)**

## 2004-05 New Mexico Lobos' Roster (23-4, 12-2 MWC)

| No. | Name             | Pos. | Ht.  | Yr.-Exp. | Hometown (Last School)                             |
|-----|------------------|------|------|----------|--|
| 00  | Morgan Saso      | C    | 6-3  | Fr.-HS   | Bakersfield, Calif. (Bakersfield North HS)         |
| 4   | Jenny Shetters   | C    | 6-4  | Sr.-1L   | Portland, Ore. (Cal State Northridge)              |
| 5   | Abbie Letz       | G    | 6-0  | Jr.-2L   | El Paso, Texas (Hanks HS)                          |
| 11  | Lindsay Black    | G    | 6-1  | Fr.-HS   | Littleton, Colo. (Dakota Ridge HS)                 |
| 13  | Katie Montgomery | G    | 5-10 | So.-1L   | Lincoln, Neb. (Lincoln Pius X HS)                  |
| 14  | Judy Vogt        | G    | 6-1  | Jr.-1L   | Albuquerque, N.M. (Fort Lewis College)             |
| 15  | Timi E-Nunu      | F    | 6-0  | So.-1L   | Rancho Cucamonga, Calif. (Etiwanda HS)             |
| 21  | Mandi Moore      | G    | 5-7  | Sr.-3L   | Canyon, Texas (Canyon HS)                          |
| 24  | Jana Francis     | C    | 6-3  | Jr.-2L   | Canadian, Texas (Canadian HS)                      |
| 25  | Wande Olude      | F    | 6-1  | So.-1L   | Winnipeg, Manitoba, Canada (St. Vincent Massey HS) |
| 33  | Dionne Marsh     | F    | 6-1  | Fr.-HS   | Flower Mound, Texas (Flower Mound HS)              |
| 40  | Julie Briody     | G    | 6-0  | So.-1L   | Lynnville, Ind. (Tecumseh HS)                      |
| 41  | Brandi Kimble    | G    | 5-8  | Fr.-HS   | Stevenson Ranch, Calif. (Lynwood HS)               |
| 42  | Lindsey Arndt    | F    | 6-1  | Sr.-3L   | Albuquerque, N.M. (Sandia HS)                      |

**Head Coach:** Don Flanagan (10th year - Fort Lewis '71)

**Asst. Coaches:** Yvonne Sanchez (U.S. International '89), Dave Shoemate (New Mexico '82), Mike Terry (second year - Western Ontario '92)

scheduled to practice at the Pepsi Center beginning at 7 p.m. All practices in Denver are closed to the media, however, SDSU head coach Jim Toney will be available twice on Monday for interviews, beginning with the MWC teleconference at 11:35 a.m., and followed by a press conference, slated for 12:15 p.m., at Cox Arena. Please contact the San Diego State Media Relations Department for more information.

### San Diego State Tournament Tidbits

- ▶ In its history, San Diego State has played in a total of 17 postseason conference tournaments in four different leagues - Pacific Coast Athletic, Big West, Western Athletic, Mountain West.
- ▶ The Aztecs have played a total of 29 games in those conference tournaments and own a 14-15 (.483) record.
- ▶ San Diego State has captured two conference championships, winning both the 1995 and '97 WAC Tournaments. SDSU has won at least two games on three other occasions.
- ▶ San Diego State has failed to win its first-round game just five times since 1991 ... the Aztecs are 9-9 in all-time first round games.
- ▶ The Aztecs' last postseason victory came in the 1997 Western Athletic Conference title game.
- ▶ The Aztecs are 6-8 all-time in conference tournament games against current Mountain West Conference members, including a 3-3 mark against New Mexico.
- ▶ Although this is his third trip to a conference tournament as a head coach, Jim Toney helped lead the SDSU men's squad to the MWC title in 2002 in his third season as an collegiate assistant.

### At Stake For State

- ▶ The Aztecs will be looking for their first Mountain West Conference Tournament victory. SDSU has lost in the first round of each of the first five MWC championships and hasn't won a post-season contest since 1997. San Diego State did not qualify for either the 1998 nor 1999 Western Athletic Conference Tournaments.
- ▶ No Aztec on this year's roster has played in more than one MWC tournament game ... Of the team's 10 active players, only four have ever played a MWC tournament game ... sophomores Jessica Huettl and **Jordie Smith (Ft. Collins, Colo.)** both sat out last year's tourney due to injury, while junior Veronica Shaw, the team's only two-year letterwinner entering this season, missed the 2003 edition also due to injury ... A win over New Mexico would be the first post-season victory for everyone listed on the 2004-05 roster.
- ▶ The Aztecs will be playing their first neutral-site game of the year. San Diego State is 3-7 in neutral-location games over the past six seasons ... the last time SDSU did not play a neutral site contest before entering a conference tournament was 1995-96 ... the Aztecs claimed their first neutral site game that season, 69-48, over Fresno State at the WAC tournament.

### Notes With A 'W'

An SDSU victory over New Mexico will mean:

- ▶ SDSU ends a 11-game New Mexico win streak, dating back to a 56-53 victory in Cox Arena on Feb. 15, 2001 ... the Aztecs have won their first-ever MWC tournament game ... the reigning conference champion and tournament's top seed has fallen in the quarterfinals for the first time in league history.

### San Diego State-New Mexico Series Shorts

- ▶ New Mexico leads the series 17-13 and has won 15 of the last 16.

Page 5



## Mountain West Conference

### Current 2004-05 Standings

|                        | MWC  | Overall |
|------------------------|------|---------|
| New Mexico (rv/rv)*    | 12-2 | 23-4    |
| Utah*                  | 12-2 | 23-6    |
| BYU                    | 9-5  | 18-9    |
| Wyoming                | 7-7  | 16-11   |
| UNLV                   | 6-8  | 15-13   |
| Colorado State         | 6-8  | 15-12   |
| <b>San Diego State</b> | 2-12 | 8-19    |
| Air Force              | 2-12 | 7-20    |

( ) = Coaches poll/AP rankings

\* = MWC regular-season champions

## Mountain West Conference

### 2003-04 Final Standings

|                 | MWC  | Overall |
|-----------------|------|---------|
| Utah            | 12-2 | 24-7    |
| New Mexico*\$   | 12-2 | 23-8    |
| UNLV^           | 10-4 | 26-8    |
| Colorado State^ | 8-6  | 17-12   |
| Wyoming         | 6-8  | 11-18   |
| BYU             | 5-9  | 15-14   |
| San Diego State | 3-11 | 8-20    |
| Air Force       | 0-14 | 3-25    |

\$ = NCAA tournament participant

^ = WNIT participant \* = MWC champ.

## 2004-05 MWC Preseason Poll

| School (First-Place Votes) | Pts |
|----------------------------|-----|
| 1. UNLV (5)                | 134 |
| 2. New Mexico (8)          | 131 |
| Utah (7)                   | 131 |
| 4. Colorado State          | 92  |
| 5. BYU                     | 88  |
| 6. Wyoming                 | 65  |
| 7. San Diego State         | 43  |
| 8. Air Force               | 28  |

## 2004-05 MWC Preseason All-Conference Team

Ashley Elliott, Sr., G (Wyoming), RanDee Henry, Sr., F/C (UNLV), Sherry McCracklin, Sr., F/C (UNLV), Mandi Moore, Sr., G (New Mexico), Kim Smith, Jr., F (Utah)

### Top Returning Player:

Kim Smith, Jr., F (Utah)

### Top Newcomer:

Mary Martha Abell, Fr., F (BYU)

## SDSU In The MWC Poll

| Yr.       | Pre. | Final |
|-----------|------|-------|
| 1999-2000 | 6th  | 6th   |
| 2000-01   | 7th  | 6th   |
| 2001-02   | 7th  | 7th   |
| 2002-03   | 7th  | 7th   |
| 2003-04   | 6th  | 7th   |
| 2004-05   | 7th  | t-7th |



2004-05

SDSU Roster Breakdown

Returning Starters (3)

Courtney Fritz, So., G, 10.0 ppg., 2.3 rpg.
Michelle Elliott, So., G/F, 12.4 ppg., 2.4 rpg.
Veronica Shaw, Jr., G, 4.1 ppg., 2.0 rpg.

Starters Lost (2)

Ashlee Dunlap, F, 10.7 ppg., 7.6 rpg.
Nicolette McCartney, F, 2.7 ppg., 3.8 rpg.

Letterwinners Returning (7)

Lindsey Casey, Sr., F, 2.3 ppg., 2.6 rpg.
Courtney Fritz, So., G, 10.0 ppg., 2.3 rpg.
Michelle Elliott, So., G/F, 12.4 ppg., 2.4 rpg.
Jessica Huettl, So., G, 6.0 ppg., 1.3 rpg.
Erin Jackson, So., F, 1.4 ppg., 1.7 rpg.
Veronica Shaw, Jr., G, 4.1 ppg., 2.0 rpg.
Michelle Strawberry, Jr., G, 5.4 ppg., 2.2 rpg.

Letterwinners Lost (4)

Ashlee Dunlap, F, 10.7 ppg., 7.6 rpg.
Farryn Lewis, F, 0.5 ppg., 1.1 rpg.
Candace Mattson, F, 3.4 ppg., 3.6 rpg.
Nicolette McCartney, F, 2.7 ppg., 3.8 rpg.

Other Players Returning (1)

Jordie Smith, RS-Fr., C,

Transfers (2)

Shanna Demus, 5-8, So., G;
Lindsay Goldblatt, 5-5, Jr., G

Freshmen Newcomers (3)

Ashley Cheesman, 6-2, Fr., F; Kate
Eveland, 5-8, Fr., G; Marin McCue, 6-1,
Fr., G/F

Roster Breakdown

By Class

Senior (1): Casey; Juniors (3): Goldblatt,
Shaw, Strawberry; Sophomores (5):
Demus, Elliott, Fritz, Huettl, Jackson;
Freshmen (4): Cheesman, Eveland,
McCue, Smith

By State/Province

Alberta, Canada (1): McCue; Arizona (1):
Shaw; California (3): Demus, Goldblatt,
Strawberry; Colorado (1): Smith; Nevada
(1): Jackson; Oregon (1): Fritz; Texas (2):
Casey, Eveland; Utah (1): Cheesman;
Washington (1): Elliott; Wisconsin (1):
Huettl

By Position

Center (1): Smith; Forwards (5): Casey,
Cheesman, Elliott, Jackson, McCue;
Guards (9): Demus, Elliott, Eveland,
Fritz, Goldblatt, Huettl, McCue, Shaw,
Strawberry

By Height

6-2 (2): Cheesman, Smith; 6-1 (3):
Casey, Jackson, McCue; 5-11 (1): Elliott;
5-10 (1): Strawberry; 5-8 (3): Demus,
Fritz, Eveland; 5-7 (2): Huettl, Shaw; 5-5
(1): Goldblatt

- Half of the last 14 games between the two teams have been decided by 10 or fewer points.
The Aztecs opened the series with 11 straight wins from 1992-95, before New Mexico finally broke into the win column in 1996.
The Aztecs and Lobos renew their Mountain West Conference tournament rivalry after a one-year absence. SDSU has faced New Mexico in the quarterfinals in 2001, 2002 and 2003, but has come up on the losing side in all three contests. The closest game was a five-point Aztec loss (54-49) in 2003 in Las Vegas.
New Mexico assistant Yvonne Sanchez was a member of the San Diego State coaching staff during the 1999-00 season. Sanchez also played her college ball in San Diego, attending U.S. International (USIU), and coached locally on the prep level at Our Lady of Peace.

New Mexico Tid-Bits

New Mexico is 23-4 overall, 12-2 in MWC play and is receiving votes in both national polls ... the Lobos were regular season MWC co-champs with Utah for the second year in a row ... New Mexico's only league losses came at UNLV and at BYU ... the Lobos' other two losses came versus Texas and at Minnesota, both ranked teams ... New Mexico has played 17 of its 27 games this year at home ... freshman Dionne Marsh is her team's leading scorer with 12.2 points per outing ... Lindsey Arndt is second with 10.9 points per game and averages 6.1 rebounds a contest ... in league games, New Mexico leads the MWC in just two team categories, free-throw percentage and field goal percentage defense ... in overall games, the Lobos are tops in four categories, including scoring defense (52.5) and field-goal defense (35.2), which they are ranked seventh and ninth nationally (Div. I) as of Feb. 28.

San Diego State-New Mexico 2005 Take One Notes

-San Diego State trailed New Mexico by just four points at the half, but ended up falling 72-53, Jan. 29, at Cox Arena.

-New Mexico was up by 14 points with 4:14 left in the game, but the Aztecs managed to cut that deficit to just six points with four straight free throws and a three-pointer by Jessica Huettl. In the final minutes, the Lobos went to the free-throw line seven times and took advantage of the SDSU full-court press to defeat the Aztecs, 72-53.

- SDSU sophomore guard Huettl, who scored 11 of her team-high 14 points in the second half, was 4-for-5 from three-point land. Sophomore Michelle Elliott and junior Michelle Strawberry both had 12 points on the night.

- New Mexico had four players finish in double-figures, including Lindsay Arndt, who had a game-high 20 points and 17 rebounds.

San Diego State-New Mexico 2005 Take Two Notes

-The San Diego State women's basketball team cut a 20-point deficit in half, but that would be as close as it would get, as the Aztecs fell at first place New Mexico, 78-58, on Feb. 24.

- Sophomore Michelle Elliott and Michelle Strawberry tied for the team lead with 15 points apiece. Elliott scored 12 of her 15 and Strawberry had 13 of her 15 in the second half. Elliott was 4-of-10 from beyond the arc and freshman Marin McCue (Calgary, Alberta) reached double-figures

New Mexico 72, San Diego State 53
Game 17 ■ Jan. 29 ■ Cox Arena ■ San Diego, CA

Table with columns: UNM, FG, 3FG, FT, REB, F, TP, A, I, B, S, MP. Rows include individual players and totals.

Table with columns: SDSU, FG, 3FG, FT, REB, F, TP, A, I, B, S, MP. Rows include individual players and totals.

Officials: Rick Morris, Schel Brown, Michaela Fox
Technical fouls: N/A
Attendance: 712

Score by Periods table with columns: 1st, 2nd, Total. Rows for New Mexico and San Diego State.

New Mexico 78, San Diego State, 58
Game 24 ■ Feb. 24 ■ The Pit ■ Albuquerque, NM

Table with columns: SDSU, FG, 3FG, FT, REB, F, TP, A, I, B, S, MP. Rows include individual players and totals.

Table with columns: UNM, FG, 3FG, FT, REB, F, TP, A, I, B, S, MP. Rows include individual players and totals.

Officials: Randy Campbell, Stanley Evans, John Haefeli
Technical fouls: N/A
Attendance: 11,213

Score by Periods table with columns: 1st, 2nd, Total. Rows for San Diego State and New Mexico.

## SDSU-New Mexico Comparison

| TEAM STATISTICS          | SD            | UNM           |              |
|--------------------------|---------------|---------------|--------------|
| <b>SCORING</b>           | <b>111</b>    | <b>150</b>    |              |
| Points per game          | 55.5          | 75.0          |              |
| Scoring margin           | -19.5         | -             |              |
| <b>FIELD GOALS-ATT</b>   | <b>37-101</b> | <b>48-103</b> |              |
| Field goal pct           | .366          | .466          |              |
| <b>3 POINT FG-ATT</b>    | <b>13-34</b>  | <b>9-25</b>   |              |
| 3-point FG pct           | .382          | .360          |              |
| 3-pt FG made per game    | 6.5           | 4.5           |              |
| <b>FREE THROWS-ATT</b>   | <b>24-32</b>  | <b>45-55</b>  |              |
| Free throw pct           | .750          | .818          |              |
| <b>REBOUNDS</b>          | <b>53</b>     | <b>71</b>     |              |
| Rebounds per game        | 26.5          | 35.5          |              |
| Rebounding margin        | -9.0          | -             |              |
| <b>ASSISTS</b>           | <b>17</b>     | <b>37</b>     |              |
| Assists per game         | 8.5           | 18.5          |              |
| <b>TURNOVERS</b>         | <b>40</b>     | <b>31</b>     |              |
| Turnovers per game       | 20.0          | 15.5          |              |
| Turnover margin          | -4.5          | -             |              |
| Assist/turnover ratio    | 0.4           | 1.2           |              |
| <b>STEALS</b>            | <b>15</b>     | <b>22</b>     |              |
| Steals per game          | 7.5           | 11.0          |              |
| <b>BLOCKS</b>            | <b>4</b>      | <b>8</b>      |              |
| Blocks per game          | 2.0           | 4.0           |              |
| <b>SCORE BY PERIODS:</b> | <b>1st</b>    | <b>2nd</b>    | <b>Total</b> |
| San Diego State          | 44            | 67            | 111          |
| Opponents                | 65            | 85            | 150          |

20 or more turnovers in an outing 16 times.

In 16 home games in 2004-05, opponents have committed over a hundred more turnovers than SDSU (348-238), reaching the 20-mark on 10 occasions.

San Diego State leads the league in turnover margin in both overall (+4.44) and conference contests (+4.07).

### Another Record?

SDSU has won the turnover battle in 17 of its 27 games this season. The Aztecs have 439 turnovers entering this week's MWC tournament, as opposed to 455 at the same point in 2003-04, when they went on to record a program-low 470 turnovers.

### I Feel Like A Broken Record

The Aztecs set four program records in 2004-05 for their three-point shooting. SDSU set season records for most three-pointers made with 137 (prev. 130 in 2003-04) and most attempts with 469 (prev. 418 in 2003-04). The team also tallied a record 17 threes versus Utah Valley State (prev. 11 vs. Navy - Nov. 25, 2001) and attempted a program-high 29 triples against Colorado State on Jan. 20. The attempts game record previously fell on two other occasions prior to the match-up with the Rams in Fort Collins.

### Making National Headlines

San Diego State's school-record 17 three-pointers versus the Utah Valley State rank second nationally (Div. I) in the NAAs most recent stats through games of Feb. 28. The Aztecs' 17 triples trail only Southwest Missouri State's 19, which it put up against Indiana State. The 17 are also the most in the Mountain West Conference this season and second all-time.

SDSU had seven different players convert on three-pointers and finished 17-for-24 from beyond the arc for the game for a season-high 70.8 percentage (No. 7 nationally in 2004-05).

With her recent surge, Michelle Elliott was 43rd nationally in three-point field-goal percentage entering last week. Her current 37.3 percentage would tie for seventh-best in SDSU history if the season ended today.

### More Three-Ball Notes

- SDSU has attempted 20 or more three-pointers in a game nine times this year. The Aztecs have reached that mark in three of the last eight outings and in all four games to start the year.  
- SDSU has made five or more triples in a game 16 times, including in seven of the last nine contests.

in scoring for the first time in her career, adding 11 points.

- The Lobos took advantage of the Aztecs' 19.2 first-half field-goal percentage, running their lead up to as many as 19 points, before heading into the half up by 17 points at 32-15.

- SDSU doubled its first-half point total in the first six minutes of the second half and rallied to cut the deficit to just 10 at 48-38 on a pair of Elliott triples.

- The two sides traded points before a three-point play and a triple by Abbie Letz pushed the New Mexico cushion to 17 at 56-39. SDSU would get back to within 13 on three occasions, but the Lobos ended the contest on a 11-4 run to win the game by 20 at 78-58.

- Abbie Letz scored a game-high 17 points on 4-of-7 shooting, while three other Lobos also finished in double-figures.

### T0s Add Up

The Aztecs have forced 20 or more opponent turnovers in 11 of its last 16 games, including nine of 14 league outings. For the year, Aztec opponents have

#### Aztec Opponents With 20+ T0s

|                         |     |
|-------------------------|-----|
| 1. Air Force*           | .32 |
| 2. UNLV*                | .31 |
| 3. Southern Utah        | .28 |
| Utah Valley State       | .28 |
| 5. UC Riverside         | .26 |
| BYU*                    | .26 |
| 7. CS Stanislaus        | .25 |
| BYU*                    | .25 |
| 9. UNLV*                | .23 |
| Colorado State*         | .23 |
| 11. Northern Colorado   | .22 |
| 12. Wyoming*            | .22 |
| 13. Cal State Fullerton | .21 |
| 14. Eastern Washington  | .20 |
| 15. Colorado State*     | .20 |
| 16. Air Force*          | .20 |

**Bold** = home games \* = MWC contests



## Mountain West Conference Conference Rankings

(SDSU In Top Four - Overall Games)

| TEAM CATEGORY          | SDSU    | RANK |
|------------------------|---------|------|
| Three-Pt. FG Pct. Def. | 30.5    | 2nd  |
| Steals                 | 10.00/g | 1st  |
| Turnover Margin        | +4.44   | 1st  |
| Three Pt. FG Made      | 5.07/g  | 4th  |

### INDIVIDUAL CATEGORY (TOP 10) AVG.

| Field Goal Percentage |      |
|-----------------------|------|
| 7. Casey              | .487 |

| Free Throw Percentage |      |
|-----------------------|------|
| 4. Strawberry         | .779 |
| 7. Eveland            | .769 |

| Three-Point Field Goal Percentage |      |
|-----------------------------------|------|
| 6. Elliott                        | .373 |

| Three-Point Field Goals Made |      |
|------------------------------|------|
| 3. Elliott                   | 2.00 |

| Steals Per Game |      |
|-----------------|------|
| 5. Eveland      | 1.93 |
| 5. Casey        | 1.93 |
| 8. Shaw         | 1.78 |

| Blocked Shots Per Game |      |
|------------------------|------|
| 3. Casey               | 1.04 |

(SDSU In Top Four - Conference Games)

| TEAM CATEGORY          | SDSU   | RANK |
|------------------------|--------|------|
| Steals                 | 9.36/g | 2nd  |
| Turnover Margin        | +4.07  | 1st  |
| Three Pt. FG Made      | 4.79/g | 4th  |
| Three Pt. FG Pct. Def. | .313   | 4th  |

### INDIVIDUAL CATEGORY (TOP 10) AVG.

| Scoring       |      |
|---------------|------|
| 8. Strawberry | 12.9 |

| Free Throw Percentage |      |
|-----------------------|------|
| 5. Eveland            | .795 |
| 7. Strawberry         | .766 |

| Blocks Per Game |      |
|-----------------|------|
| 8. Casey        | 0.71 |

| Three-Point Field Goals Made |      |
|------------------------------|------|
| 4. Elliott                   | 1.79 |
| 7. Strawberry                | 1.57 |

| Three-Point Field Goal Percentage |      |
|-----------------------------------|------|
| 10. Strawberry                    | .333 |

| Steals Per Game |      |
|-----------------|------|
| 4. Eveland      | 1.93 |
| 6. Casey        | 1.79 |
| Shaw            | 1.79 |



### 2004-05 SDSU Misc. Stats

|                          |                      |
|--------------------------|----------------------|
| Largest halftime lead    | 34, vs. UVSC         |
| Largest halftime deficit | 25, at Utah          |
| Most 1st half points     | 50, vs. UVSC         |
| Fewest 1st half points   | 11, at Utah          |
| Most 2nd half points     | 45, vs. CSUS         |
| Fewest 2nd half points   | 18, at SMU           |
| Largest lead             | 47 (89-42), vs. UVSC |
| Largest deficit          | 44, at SMU           |
| Largest lead in a loss   | 9 (13-4), at Nev.    |
| Largest deficit in a win | 14 vs. EWU           |
| FT % in last 2 min. & OT | .716 (63-88)         |

### SDSU Streaks

|                        |        |
|------------------------|--------|
| Last 5 games           | 1-4    |
| Last 10 games          | 2-8    |
| Longest winning streak | 2      |
| Longest losing streak  | 6      |
| Current streak         | Lost 2 |

### SDSU's Record When...

|                                       |      |
|---------------------------------------|------|
| Playing at home                       | 7-9  |
| Playing on the road                   | 1-10 |
| Playing at a neutral site             | 0-0  |
| Playing a night game (6 p.m.)         | 3-11 |
| Playing a day game                    | 5-8  |
| Leading at halftime                   | 7-3  |
| Trailing at halftime                  | 1-15 |
| Tied at halftime                      | 0-1  |
| Leading with 5:00 left in regulation  | 7-2  |
| Trailing with 5:00 left in regulation | 1-17 |
| Tied with 5:00 left                   | 0-0  |
| In overtime                           | 0-0  |
| Scoring less than 60 points           | 1-16 |
| Scoring between 60-69 points          | 3-3  |
| Scoring between 70-79 points          | 2-0  |
| Scoring between 80-89 points          | 1-0  |
| Scoring 90 or more points             | 1-0  |
| Opponent scores less than 60 points   | 4-3  |
| Opponent scores 60-69 points          | 4-9  |
| Opponent scores 70-79 points          | 0-6  |
| Opponent scores 80-89 points          | 0-1  |
| Opponent scores 90 or more points     | 0-0  |
| FG% .500 or better                    | 3-0  |
| FG% under .500                        | 5-19 |
| FG% .400 or better                    | 5-3  |
| FG% under .400                        | 3-16 |
| Opponent FG% .500 or better           | 0-4  |
| Opponent FG% under .500               | 8-15 |
| Opponent FG% .400 or better           | 2-16 |
| Opponent FG% under .400               | 6-3  |
| Better shooting %                     | 7-2  |
| Worse shooting %                      | 1-17 |
| More FG attempts                      | 4-13 |
| Fewer FG attempts                     | 4-5  |
| Same FG attempts                      | 0-1  |
| More FGs made                         | 5-3  |
| Fewer FGs made                        | 1-16 |
| Same FGs made                         | 2-0  |
| More FT attempts                      | 7-3  |
| Fewer FT attempts                     | 1-15 |
| Same FT attempts                      | 0-1  |
| More FTs made                         | 8-3  |
| Fewer FTs made                        | 0-15 |
| Same FTs made                         | 0-1  |
| More rebounds                         | 1-1  |
| Fewer rebounds                        | 7-18 |
| More turnovers                        | 1-8  |
| Fewer turnovers                       | 7-10 |
| Same turnovers                        | 0-1  |
| More assists                          | 7-1  |
| Fewer assists                         | 0-17 |
| Same assists                          | 1-1  |
| More steals                           | 6-9  |
| Fewer steals                          | 2-9  |
| Same steals                           | 0-1  |

- Eleven SDSU players have attempted a three-pointer this season with 10 making at least one.

- Three different SDSU players have tallied four or more three-pointers in a game 10 times.

### All Tied Up

After being shutout in the regular season finale, sophomore Michelle Elliott remains tied for third in career three-pointers and tied for 10th in single-season three pointers.

In the career category, Elliott is tied with Sophia Sledge (1997-2001) with 82 three-pointers. The jump from third to second will be much harder, however, as Falisha Wright would be next in line with 206 three-pointers from 1992-95.

On the season list, Elliott is tied for 10th with 44 threes, matching the mark by Wright set in the 1995 campaign.

Elliott has made 25 of her 44 triples in 2004-05 in league action.

### Stealing The Show

For the 12th time this year, SDSU recorded 10 or more steals in a game, finishing with exactly 10 in the regular season finale with BYU last Saturday. The Aztecs are leading the league with 10 steals per contest as the only school to average in double-figures in overall games. The team is second behind Utah in steals per conference outing with a 9.36/g mark.

In 2004-05, the team has recorded double-figures in steals on 12 occasions, as opposed to just seven a year ago. In the 16 home contests in 2004-05, SDSU had 10 or more steals 10 times.

### More Accurate

SDSU has made 40 percent or more of its shots in each of the last seven halves, shooting a combined 81-for-172 or 47.1 percent from the field during that span. The seven-half stretch is by far SDSU's best this season with the previous being three-straight on two occasions.

In 2004-05, SDSU has shot 50 percent from the field in a half of play nine times.

### Second-Half Team

The Aztecs have scored more points in the second half than the first in 19 contests this season. SDSU was plus-30 in the points category at Utah and plus-28 versus New Mexico on Jan. 24. The Aztecs have scored more points in the second half than in the first in each of the last seven games and in eight of the last nine.

### Strawberry Shines

In just her second collegiate season, SDSU junior Michelle Strawberry has stepped it up for the Aztecs offensively, especially in Mountain West Conference play. Strawberry leads the team in MWC scoring average as the only Aztec in double-figures with a 12.9 mark. She has scored in double-figures in 11 of 14 league outings, after doing so only twice in the squad's first 12 games.

Part of Strawberry's surge in offense has been her ability to score from beyond the arc. Before MWC play started in mid-January, she was just 5-for-25 from three-point land. Since then, she has gone 26-for-71, including a trio of triples in each of the team's last three games. To put it in perspective, her nine three-pointers in the last three contests matched her previous career total entering this season.

In 2004-05, she is the only Aztec to play and start in all 27 games. A year ago, she appeared in 27 outings, averaging 5.4 points per game overall and 4.8 points in MWC contests.

### Sophomore Class Gets Bitten By The Injury Bug

Injuries have certainly been a cause for concern for the Aztecs this season. Already entering the year with just 12 eligible players on its roster, the team lost two to season-ending injuries, including a starter, in the fourth game of the season.

Sophomore **Courtney Fritz (Newberg, Ore.)** started all 28 games as a freshman in 2003-04, and had started the team's first four outings this year before tearing her anterior cruciate ligament in her right knee in the second half of the Aztecs' game at Nevada on Dec. 7. Fritz had

### Aztec Career Record Book

#### 3-Point Field Goals

|   |           |
|---|-----------|
| 1. Jamey Cox (2000-03)                  | 249       |
| 2. Falisha Wright (1992-95)             | 206       |
| 3. Sophia Sledge (1997-2001)            | 82        |
| <b>Michelle Elliott (2004-present)</b>  | <b>82</b> |
| 5. <b>Courtney Fritz (2004-present)</b> | <b>69</b> |
| 6. Carmelia Bloodsaw (1991)             | 65        |
| Charley Murray (1998-99)                | 65        |
| 8. Ashonda Williams (2002-03)           | 60        |
| 9. Jodi Nowlin-Tres (1994-97)           | 57        |
| 10. Jurate Zukauskaite (1996-97)        | 46        |

#### Aztec Single-Season Record Book

#### 3-Point Field Goals

|                                 |           |
|---------------------------------|-----------|
| 1. Jamey Cox (2003)             | 77        |
| 2. Jamey Cox (2000)             | 69        |
| 3. Carmelia Bloodsaw (1991)     | 65        |
| 4. <b>Courtney Fritz (2004)</b> | <b>63</b> |
| 5. Falisha Wright (1994)        | 62        |
| 6. Jamey Cox (2002)             | 53        |
| 7. Falisha Wright (1993)        | 51        |
| 8. Jamey Cox (2001)             | 50        |
| 9. Falisha Wright (1992)        | 49        |
| 10. Falisha Wright (1995)       | 44        |
| <b>Michelle Elliott (2005)</b>  | <b>44</b> |

season-ending surgery in late December.

Fritz's classmate, sophomore forward **Erin Jackson (Sparks, Nev.)**, also saw her last action of the year at Nevada. Jackson had season-ending ankle reconstruction surgery to repair a subluxing peroneal tendon in her left ankle, which she suffered during warm-ups versus Northern Colorado on Dec. 4.

In addition to Fritz and Jackson, SDSU lost a combined 10 other games due to injury or illness. The team's leading scorer, Michelle Elliott, missed five games in December with a contusion and a non-displaced lateral tibial plateau fracture in her right knee, before coming back on a limited basis on Dec. 28, at Kansas. Another sophomore, guard Jessica Huettl, also sat out five games from Feb. 17-March 3 with mononucleosis.

### **Geographically Challenged Again**

For the second straight year, the SDSU coaching staff traveled far and wide to make-up its 2004 recruiting class. This year's 13-player roster includes players from 10 states/provinces with the most coming from California. Other states/provinces represented include: Alberta (Canada), Arizona, Colorado, Nevada, Oregon, Texas, Utah, Washington and Wisconsin.

### **Aztecs Sign Three To National Letters Of Intent**

San Diego State women's basketball head coach Jim Tomey announced the signings Nov. 15, of three high school seniors, including two San Diego-area natives, to national letters of intent. Guard **Lasandra Dixon (Azusa, Calif./Azusa HS)**, center **Audrey Green (San Marcos, Calif./San Marcos HS)** and point guard **Tamika Lipford (Oceanside, Calif./The Bishop's School)** will join the Aztecs in the fall of 2005.

Green and Lipford are the first players from the San Diego-area to sign with the Aztecs since Tomey took over as head coach in time for the 2002-03 campaign. The duo also will be the first local players on the SDSU roster since Sophia Sledge (Santee, Calif./Santana HS), who finished out her career in 2001-02.

### **SDSU Head Coach Jim Tomey**

San Diego State head coach Jim Tomey is in his third season with the Aztecs, carrying a 25-57 overall record. Tomey spent three years as an men's assistant coach at SDSU from 1999-2002, helping the Aztecs to the Mountain West Conference title and an NCAA tournament berth in 2001-02.

Before entering the collegiate arena, Tomey was the head boys' coach at the University of San Diego High School (USDHS), compiling a 212-71 record (.749) in 10 seasons, including a state title and seven CIF section crowns.

### **Other 2004-05 SDSU Highlights So Far**

▶SDSU went 13-for-15 from the free-throw line (86.7 percent) against Northern Colorado, the team's best effort since making 88.9 (8-for-9) percent from the stripe on Nov. 25, 2000, versus Tenn.-Chattanooga ... SDSU made 6-of-7 free throws at Colorado St., the team's best (85.7) ever in a MWC game.

▶The Aztecs limited Southern Utah to just 37 points, the fewest allowed by SDSU since Air Force managed just 30 in a 57-30 Aztec victory on Feb. 17, 2001, in San Diego. An SDSU opponent has failed to reach the 40-point barrier 18 times since the three-point line was put into effect for the 1987-88 season.

▶SDSU has 70 or more field-goal attempts in a game twice this year, including 72 versus Canisius and 75 against Cal State Stanislaus. The 75 field-goal attempts are the most since Jan. 19, 1995, when SDSU also attempted 75 versus New Mexico.

▶SDSU committed a season-low nine turnovers in the loss to Canisius, just one off the school record of eight which came in wins over Wyoming (Feb. 4, 1994) and Pepperdine (Dec. 7,

1996).

▶SDSU has rallied from double-figure deficits twice this season. The Aztecs erased an 11-point deficit in the first half against CS Stanislaus and came back

from a 14-point second half deficit with just under 12 minutes remaining to beat Eastern Washington (63-59). The 14-point comeback is SDSU's biggest since Feb. 13, 1994, when the Aztecs trailed by as many as 17 points in the first half and 15 in the second of their 67-65 win at UTEP.

▶SDSU has broken the school record for most three-point attempts in a game three times this season. The Aztecs had 29 at Colorado State on Jan. 20, after posting 28 against Canisius (Jan. 4) and 27 versus Northern Colorado (Dec. 4). The record coming into the year stood at 25 versus New Mexico in the team's home finale on Feb. 28, 2004.

▶SDSU logged a season-high 21 steals versus Air Force on Jan. 27. The 21 steals are the program's most since Jan. 30, 1999, when the Aztecs had 22 steals in a 89-68 victory over Fresno State. The 21 steals rank second in the Mountain West Conference this season, trailing Wyoming's 22-steal effort versus Colorado - Colorado Springs. In MWC history, the Aztecs' 21 steals tie for fourth in all games and second in league contests.

▶Utah Valley State College's 16 first-half points are the fewest SDSU has allowed in the first 20 minutes and mark the fourth time the Aztecs have held an opponent to under 20 points in a half (fewest 15 vs. CS Fullerton).

▶The Aztecs' 91 points against Utah Valley State are their most this season and mark the first time that SDSU has broken the 90-point barrier in a game since beating San Jose State, 90-47, back on Feb. 1, 1997 ... The 46-point margin of victory is the team's biggest since defeating Radford 89-42 (47 points) on Dec. 28, 2001, in San Diego ... The Aztecs' 23 assists versus UVSC are the program's most since the Radford game when they tallied 24.

▶SDSU finished its non-conference campaign with a 6-7 mark for the second time in the last three years ... the Aztecs have won their final two non-conference games in a season for the first time since 2001-02.


▶SDSU won seven games at home this season, the most in the three-year Jim Tomey era. The Aztecs' seven home victories are the most since the 2001-02 campaign, when the team went 7-8.

▶The Aztecs have committed five turnovers or fewer in a half 11 times with an almost even five (1st) to six (2nd) split between the two, 20-minute periods ... the Aztecs have had 12 or fewer turnovers in a game five times this season.

▶Four Aztecs have scored in double-figures in the same game twice this season versus Wyoming (Feb. 17) and UNLV (Jan. 15) ... In the team's 25 other contests, the most Aztecs to score 10 or more points in the same game was three on five occasions versus USD, New Mexico (twice), Utah Valley State and at Air Force.

▶Three different Aztecs have scored 10 or more points in the first half of a game 10 times.

▶The Aztecs went to the free-throw line a season-high 38 times in its game at Air Force, converting on a season-best 25 of their opportunities. The 25 made free throws are the program's most since also tallying 25 versus Air Force back on Feb. 21, 2002. The 38 attempts are the most since 1998, when the Aztecs went to the line 41 times, making 31 of them in a 72-65 home win over Duquesne on Dec. 30.





## 2005 MOUNTAIN WEST CONFERENCE WOMEN'S BASKETBALL CHAMPIONSHIP

**WEDNESDAY  
MARCH 9**

**FRIDAY  
MARCH 11**

**SATURDAY  
MARCH 12**



#1 New Mexico

 Noon

#8 San Diego State

 Noon

#4 Wyoming

 2:30 p.m.

#5 UNLV

 4 p.m.

Women's Champion

#2 Utah

 6 p.m.

#7 Air Force

 2:30 p.m.

#3 BYU

 8:30 p.m.

#6 Colorado State

**WEDNESDAY-SATURDAY  
MARCH 9-12, 2005  
PEPSI CENTER  
DENVER, COLO.**

All Game Times are Mountain Time.  
College Sports Television (CSTV) will broadcast the quarterfinals and semifinals.  
ESPN2 will broadcast the championship.

# 2004-05 SDSU vs. New Mexico Basketball Stats

Overall: 0-2 ■ MWC: 0-2 ■ Home: 0-1 ■ Away: 0-1 ■ Neutral: 0-0

| No. Player            | GP-GS    | Min-Avg    | FG-FGA        | Pct         | 3FG-FGA      | Pct         | FT-FTA       | Pct         | REBOUNDS  |           |           |             |           |          |           |           |          |           | Pts        | Avg         |
|-----------------------|----------|------------|---------------|-------------|--------------|-------------|--------------|-------------|-----------|-----------|-----------|-------------|-----------|----------|-----------|-----------|----------|-----------|------------|-------------|
|                       |          |            |               |             |              |             |              |             | Off       | Def       | Tot       | Avg         | PF        | FO       | A         | TO        | Blk      | Stl       |            |             |
| 10 HUETTL, Jessica    | 1-0      | 17-17.0    | 4-6           | .667        | 4-5          | .800        | 2-2          | 1.000       | 0         | 0         | 0         | 0.0         | 2         | 0        | 0         | 1         | 0        | 0         | 14         | 14.0        |
| 20 STRAWBERRY, M.     | 2-2      | 58-29.0    | 12-30         | .400        | 1-9          | .111        | 2-3          | .667        | 2         | 6         | 8         | 4.0         | 6         | 1        | 3         | 3         | 0        | 1         | 27         | 13.5        |
| 05 ELLIOTT, Michelle  | 2-2      | 74-37.0    | 8-24          | .333        | 7-14         | .500        | 4-5          | .800        | 1         | 4         | 5         | 2.5         | 8         | 1        | 1         | 6         | 1        | 2         | 27         | 13.5        |
| 13 MCCUE, Marin       | 1-0      | 22-22.0    | 4-8           | .500        | 1-5          | .200        | 2-2          | 1.000       | 0         | 3         | 3         | 3.0         | 3         | 0        | 0         | 1         | 0        | 0         | 11         | 11.0        |
| 11 EVELAND, Kate      | 2-1      | 55-27.5    | 2-5           | .400        | 0-0          | .000        | 7-9          | .778        | 0         | 3         | 3         | 1.5         | 7         | 0        | 5         | 5         | 0        | 3         | 11         | 5.5         |
| 50 CHEESMAN, Ashley   | 2-2      | 57-28.5    | 3-7           | .429        | 0-0          | .000        | 4-4          | 1.000       | 6         | 5         | 11        | 5.5         | 5         | 0        | 1         | 5         | 0        | 2         | 10         | 5.0         |
| 42 CASEY, Lindsey     | 2-2      | 47-23.5    | 3-12          | .250        | 0-0          | .000        | 0-2          | .000        | 0         | 3         | 3         | 1.5         | 8         | 1        | 3         | 4         | 2        | 3         | 6          | 3.0         |
| 21 SHAW, Veronica     | 2-1      | 49-24.5    | 1-7           | .143        | 0-1          | .000        | 3-5          | .600        | 0         | 5         | 5         | 2.5         | 5         | 0        | 3         | 7         | 0        | 2         | 5          | 2.5         |
| 12 GOLDBLATT, Lindsay | 1-0      | 2-2.0      | 0-0           | .000        | 0-0          | .000        | 0-0          | .000        | 0         | 0         | 0         | 0.0         | 0         | 0        | 0         | 1         | 0        | 0         | 0          | 0.0         |
| 33 SMITH, Jordie      | 2-0      | 19-9.5     | 0-2           | .000        | 0-0          | .000        | 0-0          | .000        | 2         | 0         | 2         | 1.0         | 6         | 0        | 1         | 5         | 1        | 2         | 0          | 0.0         |
| TM TEAM               |          |            |               |             |              |             |              |             | 6         | 7         | 13        | 6.5         | 0         |          |           | 2         |          |           |            |             |
| <b>Total</b>          | <b>2</b> | <b>400</b> | <b>37-101</b> | <b>.366</b> | <b>13-34</b> | <b>.382</b> | <b>24-32</b> | <b>.750</b> | <b>17</b> | <b>36</b> | <b>53</b> | <b>26.5</b> | <b>50</b> | <b>3</b> | <b>17</b> | <b>40</b> | <b>4</b> | <b>15</b> | <b>111</b> | <b>55.5</b> |
| <b>Opponents</b>      | <b>2</b> | <b>400</b> | <b>48-103</b> | <b>.466</b> | <b>9-25</b>  | <b>.360</b> | <b>45-55</b> | <b>.818</b> | <b>22</b> | <b>49</b> | <b>71</b> | <b>35.5</b> | <b>37</b> | <b>0</b> | <b>37</b> | <b>31</b> | <b>8</b> | <b>22</b> | <b>150</b> | <b>75.0</b> |

| SCORE BY PERIODS: | 1st | 2nd | Total | DEADBALL REBOUNDS: | OFF | DEF | TOTAL |
|-------------------|-----|-----|-------|--------------------|-----|-----|-------|
| San Diego State   | 44  | 67  | 111   | San Diego State    | 5   | 1   | 6     |
| Opponents         | 65  | 85  | 150   | Opponents          | 6   | 1   | 7     |

# Career SDSU vs. New Mexico Basketball Stats

| No. Player            | GP-GS | Min-Avg  | FG-FGA | Pct  | 3FG-FGA | Pct  | FT-FTA | Pct   | REBOUNDS |     |     |     |    |    |   |    |     |     | Pts | Avg  |
|-----------------------|-------|----------|--------|------|---------|------|--------|-------|----------|-----|-----|-----|----|----|---|----|-----|-----|-----|------|
|                       |       |          |        |      |         |      |        |       | Off      | Def | Tot | Avg | PF | FO | A | TO | Blk | Stl |     |      |
| 10 HUETTL, Jessica    | 1-0   | 17-17.0  | 4-6    | .667 | 4-5     | .800 | 2-2    | 1.000 | 0        | 0   | 0   | 0.0 | 2  | 0  | 0 | 1  | 0   | 0   | 14  | 14.0 |
| 4 FRITZ, Courtney     | 2-2   | 70-35.0  | 9-28   | .321 | 7-22    | .318 | 0-0    | .000  | 0        | 3   | 3   | 1.5 | 2  | 0  | 4 | 4  | 0   | 2   | 25  | 12.5 |
| 5 ELLIOTT, Michelle   | 4-4   | 146-36.5 | 15-48  | .313 | 11-31   | .355 | 6-8    | .750  | 3        | 8   | 11  | 2.8 | 10 | 1  | 3 | 9  | 1   | 3   | 47  | 11.8 |
| 13 MCCUE, Marin       | 1-0   | 22-22.0  | 4-8    | .500 | 1-5     | .200 | 2-2    | 1.000 | 0        | 3   | 3   | 3.0 | 3  | 0  | 0 | 1  | 0   | 0   | 11  | 11.0 |
| 20 STRAWBERRY, M.     | 4-2   | 86-21.5  | 12-38  | .316 | 1-12    | .083 | 2-3    | .667  | 3        | 8   | 11  | 2.8 | 8  | 1  | 4 | 5  | 0   | 1   | 27  | 6.8  |
| 11 EVELAND, Kate      | 2-1   | 55-27.5  | 2-5    | .400 | 0-0     | .000 | 7-9    | .778  | 0        | 3   | 3   | 1.5 | 7  | 0  | 5 | 5  | 0   | 3   | 11  | 5.5  |
| 50 CHEESMAN, Ashley   | 2-2   | 57-28.5  | 3-7    | .429 | 0-0     | .000 | 4-4    | 1.000 | 6        | 5   | 11  | 5.5 | 5  | 0  | 1 | 5  | 0   | 2   | 10  | 5.0  |
| 21 SHAW, Veronica     | 6-4   | 154-25.7 | 8-29   | .276 | 0-2     | .000 | 11-17  | .647  | 8        | 8   | 16  | 2.7 | 11 | 0  | 6 | 19 | 0   | 8   | 27  | 4.5  |
| 42 CASEY, Lindsey     | 4-2   | 72-18.0  | 4-18   | .222 | 0-0     | .000 | 1-4    | .250  | 2        | 3   | 5   | 1.3 | 13 | 1  | 7 | 5  | 3   | 4   | 9   | 2.3  |
| 30 JACKSON, Erin      | 2-0   | 9-4.5    | 0-3    | .000 | 0-0     | .000 | 0-2    | .000  | 0        | 0   | 0   | 0.0 | 2  | 0  | 0 | 1  | 0   | 1   | 0   | 0.0  |
| 33 SMITH, Jordie      | 2-0   | 19-9.5   | 0-2    | .000 | 0-0     | .000 | 0-0    | .000  | 2        | 0   | 2   | 1.0 | 6  | 0  | 1 | 5  | 1   | 2   | 0   | 0.0  |
| 12 GOLDBLATT, Lindsay | 1-0   | 2-2.0    | 0-0    | .000 | 0-0     | .000 | 0-0    | .000  | 0        | 0   | 0   | 0.0 | 0  | 0  | 0 | 1  | 0   | 0   | 0   | 0.0  |


# Career SDSU MWC Championships Stats

| No. Player           | GP-GS | Min-Avg | FG-FGA | Pct   | 3FG-FGA | Pct  | FT-FTA | Pct   | REBOUNDS |     |     |     |    |    |   |    |     |     | Pts | Avg  |
|----------------------|-------|---------|--------|-------|---------|------|--------|-------|----------|-----|-----|-----|----|----|---|----|-----|-----|-----|------|
|                      |       |         |        |       |         |      |        |       | Off      | Def | Tot | Avg | PF | FO | A | TO | Blk | Stl |     |      |
| 04 FRITZ, Courtney   | 1-1   | 40-40.0 | 5-13   | .385  | 4-10    | .400 | 3-3    | 1.000 | 0        | 2   | 2   | 2.0 | 4  | 0  | 0 | 0  | 0   | 0   | 17  | 17.0 |
| 05 ELLIOTT, Michelle | 1-1   | 38-38.0 | 4-10   | .400  | 2-5     | .400 | 0-0    | .000  | 0        | 1   | 1   | 1.0 | 4  | 0  | 0 | 2  | 1   | 2   | 10  | 10.0 |
| 20 STRAWBERRY, M.    | 1-0   | 8-8.0   | 1-3    | .333  | 0-0     | .000 | 1-2    | .500  | 0        | 1   | 1   | 1.0 | 1  | 0  | 1 | 0  | 0   | 0   | 3   | 3.0  |
| 30 JACKSON, Erin     | 1-0   | 8-8.0   | 1-1    | 1.000 | 0-0     | .000 | 0-0    | .000  | 1        | 1   | 2   | 2.0 | 1  | 0  | 0 | 2  | 0   | 0   | 2   | 2.0  |
| 21 SHAW, Veronica    | 1-1   | 35-35.0 | 1-3    | .333  | 0-0     | .000 | 0-0    | .000  | 0        | 1   | 1   | 1.0 | 2  | 0  | 4 | 2  | 0   | 2   | 2   | 2.0  |
| 42 CASEY, Lindsey    | 1-0   | 5-5.0   | 0-1    | .000  | 0-0     | .000 | 0-0    | .000  | 0        | 0   | 0   | 0.0 | 3  | 0  | 0 | 1  | 0   | 0   | 0   | 0.0  |



# SDSU All-Time

## MWC Tournament Boxscores/Recaps



### Game No. 4 New Mexico 54 San Diego State 49

March 12, 2003 ■ Thomas & Mack Center ■ Las Vegas

**LAS VEGAS, Nev.** - Despite a furious second-half rally, San Diego State was knocked out of the first round of the Mountain West Conference Championships by New Mexico for the third straight season, falling 54-49.

SDSU came out of the game with the hot hand, racing out to a 4-0 lead and then a 6-1 advantage in the first two minutes.

New Mexico jumped ahead for the first time at 9-8 and led by 12 points, 34-22, going into the locker room.

SDSU grabbed the early momentum in the second half by scoring five straight buckets to get to within one at 34-33.

The Aztecs held New Mexico off the scoreboard for the first five-and-a-half minutes until Mandi Moore made her third three-pointer of the game at 37-33. The two schools then traded baskets with the Lobo lead never reaching more than seven points until Chelsea Gear's rebound basket but her team up 52-43.

SDSU rallied to pull within four points with less than a minute remaining, but were unable to pull off the upset, falling 54-49.

Despite the loss, San Diego State committed a season-low 11 turnovers and three Aztecs played all 40 minutes of the game, while another logged 39.

Moore led her team with 15 points, while leading scorer Jordan Adams was held to just seven points, three of which came at the line.

### 2003 MWC Box Score

| SDSU          | FG           | 3FG         | FT          | REB       | F         | TP        | A         | I         | B        | S        | MP         |
|---------------|--------------|-------------|-------------|-----------|-----------|-----------|-----------|-----------|----------|----------|------------|
| Williams      | 6-14         | 0-4         | 6-7         | 7         | 3         | 18        | 5         | 3         | 0        | 1        | 40         |
| McCarthy      | 3-5          | 0-0         | 0-0         | 5         | 5         | 6         | 0         | 2         | 0        | 1        | 11         |
| Dunlap        | 5-14         | 0-0         | 1-2         | 10        | 1         | 11        | 1         | 2         | 2        | 1        | 39         |
| Wolf          | 1-7          | 0-0         | 0-0         | 2         | 4         | 2         | 2         | 1         | 0        | 1        | 40         |
| Cox           | 2-9          | 2-6         | 0-0         | 1         | 1         | 6         | 1         | 2         | 1        | 0        | 40         |
| King          | 2-4          | 0-0         | 2-2         | 4         | 4         | 6         | 1         | 1         | 0        | 1        | 29         |
| Kiesling      | 0-0          | 0-0         | 0-0         | 0         | 0         | 0         | 0         | 0         | 0        | 0        | 1          |
| Team          |              |             |             | 2         |           |           |           |           |          |          |            |
| <b>TOTALS</b> | <b>19-53</b> | <b>2-10</b> | <b>9-11</b> | <b>31</b> | <b>18</b> | <b>49</b> | <b>10</b> | <b>11</b> | <b>3</b> | <b>5</b> | <b>200</b> |
| Pct.          | 35.8         | 20.0        | 81.8        |           |           |           |           |           |          |          |            |

| UNM          | FG           | 3FG         | FT           | REB       | F         | TP        | A         | I         | B        | S        | MP         |
|--------------|--------------|-------------|--------------|-----------|-----------|-----------|-----------|-----------|----------|----------|------------|
| Grear        | 4-8          | 0-1         | 0-1          | 11        | 0         | 8         | 1         | 1         | 0        | 0        | 34         |
| Arndt        | 0-1          | 0-0         | 0-0          | 4         | 4         | 0         | 0         | 2         | 0        | 0        | 10         |
| Adams        | 2-6          | 0-1         | 3-4          | 7         | 3         | 7         | 1         | 4         | 5        | 1        | 33         |
| Moore        | 4-11         | 3-5         | 4-6          | 7         | 1         | 15        | 6         | 2         | 0        | 2        | 40         |
| Garcia       | 2-5          | 1-3         | 1-1          | 3         | 1         | 6         | 0         | 3         | 0        | 0        | 23         |
| Letz         | 3-7          | 2-5         | 0-0          | 2         | 1         | 8         | 2         | 0         | 0        | 1        | 22         |
| Scaglione    | 1-4          | 0-2         | 0-0          | 2         | 2         | 2         | 0         | 1         | 1        | 0        | 11         |
| Forest       | 1-7          | 1-5         | 3-4          | 3         | 1         | 6         | 2         | 1         | 0        | 0        | 21         |
| McLeod       | 1-1          | 0-0         | 0-0          | 1         | 1         | 2         | 1         | 0         | 0        | 0        | 6          |
| <b>TOTAL</b> | <b>18-50</b> | <b>7-22</b> | <b>11-16</b> | <b>40</b> | <b>14</b> | <b>54</b> | <b>13</b> | <b>14</b> | <b>6</b> | <b>4</b> | <b>200</b> |
| Pct.         | 36.0         | 31.8        | 68.8         |           |           |           |           |           |          |          |            |

Officials: Sue Kennedy, Randy Coil, Mike Price  
Technical fouls: None.

Attendance: 3,563

| Score by Periods | 1st | 2nd | Total |
|------------------|-----|-----|-------|
| San Diego State  | 22  | 27  | 49    |
| New Mexico       | 34  | 20  | 54    |

### Game No. 5 Utah 68 San Diego State 51

March 10, 2004 ■ Pepsi Center ■ Denver

**DENVER** - For the fifth straight season, the San Diego State women's basketball team came up empty in its bid to advance in the Mountain West Conference Championship, as the No. 7 seed Aztecs fell to No. 2 seed Utah, 68-51.

SDSU freshman Courtney Fritz led the team in points for the 11th time this season, finishing with 17, including four three-pointers. Classmate Michelle Elliott scored in double-figures for the 21st time in her 27 outings, adding 10 points.

The game began with six lead changes in the first five and a half minutes, until Fritz converted a four-point play with a three-pointer from the top of the arc and the foul at 11-8. The Utes responded with a 6-0 run to go up by three themselves, before SDSU tied the game for second time at 14 points apiece.

Utah came out of the tie with a 9-2 scoring spurt over the next five minutes to match its biggest lead of the game at 23-16. The Aztecs deficit would grow out to double-figures at the 2:25 mark (29-11) and end up at nine points heading into the locker room, 29-20.

SDSU opened the half by tallying 10 of the first 13 points to close the gap all the way down to two at 32-30. Utah quickly responded with a three-point play and a three-pointer from the left baseline to go ahead by eight points. The Utes advantage extend to as much as 17 points as they went on to claim their third win over the Aztecs this season, 68-51.

### 2004 MWC Box Score

| SDSU          | FG           | 3FG         | FT         | REB       | F         | TP        | A         | I         | B        | S        | MP         |
|---------------|--------------|-------------|------------|-----------|-----------|-----------|-----------|-----------|----------|----------|------------|
| Mattson       | 2-5          | 0-1         | 0-0        | 5         | 3         | 4         | 3         | 1         | 1        | 1        | 24         |
| McCarthy      | 1-1          | 0-0         | 0-0        | 2         | 5         | 2         | 2         | 3         | 2        | 0        | 18         |
| Fritz         | 5-13         | 4-10        | 3-3        | 2         | 4         | 17        | 0         | 0         | 0        | 0        | 40         |
| Elliott       | 4-10         | 2-5         | 0-0        | 1         | 4         | 10        | 0         | 2         | 1        | 2        | 38         |
| Shaw          | 1-3          | 0-0         | 0-0        | 1         | 2         | 2         | 4         | 2         | 0        | 2        | 35         |
| Strawberry    | 1-3          | 0-0         | 1-2        | 1         | 1         | 3         | 1         | 0         | 0        | 0        | 8          |
| Jackson       | 1-1          | 0-0         | 0-0        | 2         | 1         | 2         | 0         | 2         | 0        | 0        | 8          |
| Dunlap        | 5-10         | 0-0         | 1-1        | 4         | 1         | 11        | 0         | 3         | 0        | 1        | 24         |
| Casey         | 0-1          | 0-0         | 0-0        | 0         | 3         | 0         | 0         | 1         | 0        | 0        | 5          |
| Team          |              |             |            | 1         |           |           |           |           |          |          |            |
| <b>TOTALS</b> | <b>20-47</b> | <b>6-16</b> | <b>5-6</b> | <b>19</b> | <b>24</b> | <b>51</b> | <b>10</b> | <b>15</b> | <b>4</b> | <b>6</b> | <b>200</b> |
| Pct.          | 42.6         | 37.5        | 83.3       |           |           |           |           |           |          |          |            |

| UTAH          | FG           | 3FG         | FT           | REB       | F         | TP        | A         | I         | B        | S        | MP         |
|---------------|--------------|-------------|--------------|-----------|-----------|-----------|-----------|-----------|----------|----------|------------|
| Smith         | 8-13         | 3-4         | 9-10         | 11        | 1         | 28        | 1         | 3         | 1        | 1        | 37         |
| Marshall      | 4-10         | 0-0         | 3-4          | 2         | 0         | 11        | 1         | 1         | 0        | 1        | 26         |
| Thorburn      | 4-12         | 2-6         | 1-4          | 7         | 1         | 11        | 5         | 1         | 0        | 1        | 39         |
| Stireman      | 1-3          | 0-1         | 0-0          | 2         | 3         | 2         | 5         | 4         | 0        | 2        | 24         |
| Little        | 2-4          | 0-0         | 3-5          | 6         | 2         | 7         | 2         | 1         | 0        | 1        | 24         |
| Wood          | 1-2          | 0-1         | 2-2          | 1         | 1         | 4         | 2         | 0         | 0        | 0        | 18         |
| Allen         | 0-0          | 0-0         | 1-2          | 1         | 0         | 1         | 0         | 1         | 0        | 1        | 4          |
| Sitterud      | 1-4          | 0-3         | 2-2          | 5         | 2         | 4         | 1         | 2         | 0        | 1        | 28         |
| Team          |              |             |              | 6         |           |           |           |           |          |          |            |
| <b>TOTALS</b> | <b>21-48</b> | <b>5-15</b> | <b>21-29</b> | <b>41</b> | <b>10</b> | <b>68</b> | <b>17</b> | <b>14</b> | <b>1</b> | <b>8</b> | <b>200</b> |
| Pct.          | 43.8         | 33.3        | 72.4         |           |           |           |           |           |          |          |            |

Officials: Marriane Karp, Kent Johnson, Cid Garcia

Technical fouls: None

Attendance: 2,248

| Score by Periods | 1st | 2nd | Total |
|------------------|-----|-----|-------|
| San Diego State  | 20  | 31  | 51    |
| Utah             | 29  | 39  | 68    |

# SDSU Conference Tournament Records

## ■ TEAM RECORDS

### Points

95 vs. New Mexico, March 9, 1994

### Points By An Opponent

116 Long Beach State, March 8, 1986

### Field Goals Made

38 vs. New Mexico, March 9, 1994

### FG Attempted

74 vs. Cal State Fullerton, March 9, 1989

74 vs. Long Beach State, March 6, 1987

### Field Goal Percentage

.585 vs. New Mexico, March 9, 1994

### 3-Point Field Goals Made

7 vs. Colorado State, March 8, 1996

### 3-Point Field Goal Attempts

17 vs. Utah, March 11, 1995

### 3-Point Field Goal Percentage

.625 (5-8) vs. New Mexico, March 9, 1994

### Free Throws Made

26 vs. Long Beach State, March 6, 1987

### Free Throws Attempted

40 vs. Texas-El Paso, March 10, 1995

### Free Throw Percentage

.900 vs. Creighton, March 13, 1992

### Rebounds

52 vs. Fresno State, March 10, 1988

### Assists

26 vs. New Mexico, March 9, 1994

### Turnovers

34 vs. Long Beach State, March 7, 1986

### Steals

19 vs. New Mexico, March 5, 1997

### Blocks

10 vs. Utah, March 11, 1995

10 vs. Texas-El Paso, March 10, 1995

### Fouls

25 vs. Texas-El Paso, March 10, 1995

25 vs. San Jose State, March 7, 1990

## ■ INDIVIDUAL RECORDS

### Points

28, Kieishsha Games vs. Wyoming  
March 12, 1992

### Points By An Opponent

28, Kim Smith, Utah  
March 10, 2004

### Field Goals Made

12, Kieishsha Games vs. Wyoming  
March 12, 1992

### Field Goal Attempts

24, Kieishsha Games vs. Wyoming  
March 12, 1992

### Field Goal Percentage (Min. 10 Att.)

.800 (8-10), Sandy Wright vs. New Mexico,  
March 5, 1997

.800 (8-10), Michelle Suman vs. Creighton,  
March 13, 1992

### 3-Point Field Goals Made

4, Courtney Fritz vs. Utah  
March 10, 2004

4, Sophia Sledge vs. New Mexico  
March 7, 2001

4, Jodi Nowlin-Tres vs. New Mexico  
March 5, 1997

4, Falisha Wright vs. New Mexico  
March 9, 1994

### 3-Point Field Goal Attempts

10, Courtney Fritz vs. Utah  
March 10, 2004

### 3-Point Field Goal Percentage (Min. 5 Att.)

.667 (4-6), Sophia Sledge vs. New Mexico,  
March 7, 2001

.667 (4-6), Jodi Nowlin-Tres vs. New Mexico,  
March 5, 1997

.667 (4-6), Falisha Wright vs. New Mexico,  
March 5, 1994

### Free Throws Made

10, Shaneya Harris vs. New Mexico  
March 5, 1997

### Free Throw Attempts

12, Shaneya Harris vs. New Mexico  
March 5, 1997

## ■ INDIVIDUAL RECORDS (Cont.)

### Free Throw Percentage (Min. 5 att.)

1.000 (6-6), Lori Lollis vs. San Jose State,  
March 7, 1990

### Rebounds

14, Chana Perry vs. Fresno State  
March 10, 1988

14, Michelle Suman vs. Wyoming  
March 12, 1992

### Assists

10, Michelle Miles vs. Wyoming  
March 12, 1992

### Turnovers

9, Crystal Lee vs. San Jose State  
March 7, 1990

### Steals

7, Jessica Haynes vs. Fresno State  
March 10, 1988

### Blocks

9, Michelle Suman vs. Utah  
March 11, 1995



# **2004-05 Stats/ Box Scores /Records**



## 2004-05 San Diego State Women's Basketball Results

**Overall: 8-19 ■ MWC: 2-12 ■ Home: 7-9 ■ Away: 1-10 ■ Neutral: 0-0**

| Date  | Opponent                 | W/L | Score | Record | SDSU High Scorer      | OPP High Scorer | SDSU High Rebounder | SDSU High Assists    | Att.  |
|-------|--------------------------|-----|-------|--------|-----------------------|-----------------|---------------------|----------------------|-------|
| N. 23 | at USD                   | L   | 49-64 | 0-1    | Elliott/Fritz 11      | Harris 15       | Elliott/Cheesman 8  | Elliott/Eveland 3    | 841   |
| N. 30 | CS Stanislaus            | W   | 80-65 | 1-1    | Elliott 18            | Page/Packard 14 | Cheesman 9          | Casey 3              | 282   |
| D. 4  | No. Colorado             | W   | 68-65 | 2-1    | Casey 12              | Fosdick 16      | Casey/Cheesman 7    | Cheesman 4           | 276   |
| D. 7  | at Nevada                | L   | 55-74 | 2-2    | Huettl 14             | McGuire 14      | Cheesman 8          | Strawberry 6         | 620   |
| D. 11 | Wash. State <sup>^</sup> | L   | 50-55 | 2-3    | Cheesman 15           | Jones 11        | Cheesman 11         | Casey 5              | 276   |
| D. 18 | CS Fullerton             | W   | 69-43 | 3-3    | Cheesman 19           | Pruitt 11       | Cheesman 9          | Huettl/Shaw 4        | 259   |
| D. 20 | UC Riverside             | L   | 53-65 | 3-4    | Casey/Cheesman 12     | Frankovits 18   | Casey 7             | Eveland 4            | 563   |
| D. 22 | at SMU                   | L   | 36-80 | 3-5    | Casey 11              | Gross 26        | Casey 7             | Cheesman 2           | 523   |
| D. 28 | at Kansas                | L   | 45-71 | 3-6    | Strawberry 12         | Kemp 18         | Casey/Cheesman 7    | Casey/Shaw 3         | 1690  |
| D. 30 | Southern Utah            | W   | 51-37 | 4-6    | Elliott 21            | Hutton 8        | Cheesman 8          | Shaw/Elliott 3       | 355   |
| J. 4  | Canisius                 | L   | 61-71 | 4-7    | Elliott 17            | Lyte 17         | Cheesman 6          | Eveland 4            | 235   |
| J. 7  | Eastern Wash.            | W   | 63-59 | 5-7    | Elliott 25            | Chicane 16      | Four with 4         | Eveland/Shaw 3       | 285   |
| J. 15 | UNLV*                    | W   | 76-60 | 6-7    | Elliott/Cheesman 15   | Moore 19        | Straw./Cheesman 4   | Elliott 5            | 555   |
| J. 20 | at Colo. State*          | L   | 50-63 | 6-8    | Strawberry 20         | Dennett 22      | Elliott 8           | Shaw 5               | 1,431 |
| J. 22 | at Wyoming*              | L   | 43-69 | 6-9    | Strawberry 12         | Zavec 16        | Smith 5             | Elliott/Strawberry 2 | 1,076 |
| J. 27 | Air Force*               | L   | 44-48 | 6-10   | Casey 13              | Castillo 15     | Casey 7             | Four with 2          | 409   |
| J. 29 | New Mexico*              | L   | 53-72 | 6-11   | Huettl 14             | Arndt 20        | Cheesman 4          | Eveland 3            | 712   |
| F. 3  | at BYU*                  | L   | 49-62 | 6-12   | Strawberry 13         | Kubik 14        | Elliott 5           | Elliott 6            | 617   |
| F. 5  | at Utah*                 | L   | 52-65 | 6-13   | Elliott 14            | Smith 18        | Casey 5             | Eveland 3            | 1,074 |
| F. 10 | Utah Valley St.          | W   | 91-45 | 7-13   | Strawberry 16         | Wilson 11       | Strawberry 4        | Eveland 6            | 251   |
| F. 12 | at UNLV*                 | L   | 54-77 | 7-14   | Elliott 16            | Henry 18        | Shaw 4              | Three with 2         | 849   |
| F. 17 | Wyoming*                 | L   | 66-69 | 7-15   | Strawberry 16         | Zavec 22        | Shaw 7              | Eveland 5            | 370   |
| F. 19 | Colorado State*          | L   | 49-56 | 7-16   | Elliott 17            | Dennett 13      | Casey 7             | Eveland/Casey 3      | 734   |
| F. 24 | at New Mexico*           | L   | 58-78 | 7-17   | Elliott/Strawberry 15 | Letz 17         | Cheesman 7          | Eveland/Shaw 211,213 |       |
| F. 26 | at Air Force*            | W   | 77-61 | 8-17   | Strawberry 23         | Steele 18       | Cheesman 10         | Elliott 5            | 321   |
| M. 3  | Utah*                    | L   | 54-64 | 8-18   | Shaw 19               | Smith 29        | Casey 7             | Elliott 3            | 380   |
| M. 5  | BYU*                     | L   | 61-69 | 8-19   | Casey 19              | Sullivan 16     | Cheesman 6          | Shaw 7               | 661   |

<sup>^</sup> = at Peterson Gym

\* Mountain West Conference Game

### Attendance Summary

|         | Games | Totals | Average |
|---------|-------|--------|---------|
| Home    | 16    | 6,603  | 413     |
| Away    | 11    | 20,255 | 1,841   |
| Neutral | 0     | 0      | 0       |
| Total   | 27    | 26,858 | 995     |

### San Diego State Win/Loss Margin

|             | 1 | 2 | 3 | 4 | 5 | 6 | 7 | 8 | 9 | 10 | 11 | 12 | 13 | 14 | 15 | 16 | 17 | 18 | 19 | 20-24 | 25+ |
|-------------|---|---|---|---|---|---|---|---|---|----|----|----|----|----|----|----|----|----|----|-------|-----|
| Wins (8)    |   |   | 1 | 1 |   |   |   |   |   |    |    |    |    | 1  | 1  | 2  |    |    |    |       | 2   |
| Losses (19) |   |   | 1 | 1 | 1 |   | 1 | 1 |   | 2  |    | 1  | 3  |    | 1  |    |    |    | 2  | 2     | 3   |

## 2004-05 San Diego State Women's Basketball Individual Stats

**Overall: 8-19 ■ MWC: 2-12 ■ Home: 7-9 ■ Away: 1-10 ■ Neutral: 0-0**

| No. Player            | GP-GS     | Min-Avg     | FG-A            | Pct         | 3FG-A          | Pct         | FT-A           | Pct         | REBOUNDS   |            |             | Avg.        | PF         | FO        | A          | TO         | Blk       | Stl        | Pts         | Avg.        |
|-----------------------|-----------|-------------|-----------------|-------------|----------------|-------------|----------------|-------------|------------|------------|-------------|-------------|------------|-----------|------------|------------|-----------|------------|-------------|-------------|
|                       |           |             |                 |             |                |             |                |             | Off        | Def        | Tot         |             |            |           |            |            |           |            |             |             |
| 05 ELLIOTT, Michelle  | 22-20     | 689-31.3    | 80-213          | .376        | 44-118         | .373        | 41-52          | .788        | 19         | 54         | 73          | 3.3         | 53         | 2         | 45         | 53         | 3         | 24         | 245         | 11.1        |
| 20 STRAWBERRY, M.     | 27-27     | 689-25.5    | 91-257          | .354        | 31-96          | .323        | 60-77          | .779        | 21         | 53         | 74          | 2.7         | 58         | 1         | 42         | 49         | 1         | 27         | 273         | 10.1        |
| 04 FRITZ, Courtney    | 4-4       | 106-26.5    | 10-31           | .323        | 6-14           | .429        | 10-11          | .909        | 0          | 3          | 3           | 0.8         | 10         | 0         | 3          | 6          | 1         | 4          | 36          | 9.0         |
| 42 CASEY, Lindsey     | 27-26     | 772-28.6    | 97-199          | .487        | 0-1            | .000        | 29-62          | .468        | 41         | 93         | 134         | 5.0         | 88         | 5         | 48         | 63         | 28        | 52         | 223         | 8.3         |
| 50 CHEESMAN, Ashley   | 27-22     | 760-28.1    | 83-223          | .372        | 3-25           | .120        | 30-45          | .667        | 44         | 98         | 142         | 5.3         | 43         | 1         | 22         | 61         | 13        | 23         | 199         | 7.4         |
| 10 HUETTL, Jessica    | 22-0      | 422-19.2    | 48-139          | .345        | 25-83          | .301        | 16-19          | .842        | 8          | 6          | 14          | 0.6         | 32         | 1         | 22         | 12         | 2         | 20         | 137         | 6.2         |
| 11 EVELAND, Kate      | 27-20     | 773-28.6    | 48-168          | .286        | 9-57           | .158        | 60-78          | .769        | 9          | 49         | 58          | 2.1         | 63         | 0         | 59         | 55         | 3         | 52         | 165         | 6.1         |
| 21 SHAW, Veronica     | 27-15     | 609-22.6    | 55-140          | .393        | 3-18           | .167        | 29-47          | .617        | 30         | 45         | 75          | 2.8         | 76         | 3         | 49         | 68         | 8         | 48         | 142         | 5.3         |
| 13 MCCUE, Marin       | 18-1      | 255-14.2    | 26-79           | .329        | 13-46          | .283        | 3-4            | .750        | 7          | 27         | 34          | 1.9         | 27         | 0         | 14         | 23         | 1         | 6          | 68          | 3.8         |
| 33 SMITH, Jordie      | 24-0      | 235-9.8     | 20-57           | .351        | 2-9            | .222        | 17-30          | .567        | 18         | 28         | 46          | 1.9         | 34         | 0         | 4          | 24         | 5         | 10         | 59          | 2.5         |
| 30 JACKSON, Erin      | 4-0       | 14-3.5      | 1-2             | .500        | 0-0            | .000        | 0-0            | .000        | 2          | 2          | 4           | 1.0         | 2          | 0         | 1          | 0          | 0         | 0          | 2           | 0.5         |
| 12 GOLDBLATT, Lindsay | 18-0      | 76-4.2      | 2-4             | .500        | 1-2            | .500        | 3-5            | .600        | 1          | 6          | 7           | 0.4         | 5          | 0         | 1          | 9          | 0         | 4          | 8           | 0.4         |
| TM TEAM               |           |             |                 |             |                |             |                |             | 59         | 68         | 127         | 4.7         |            |           |            | 16         |           |            |             |             |
| <b>Total</b>          | <b>27</b> | <b>5400</b> | <b>561-1512</b> | <b>.371</b> | <b>137-469</b> | <b>.292</b> | <b>298-430</b> | <b>.693</b> | <b>259</b> | <b>532</b> | <b>791</b>  | <b>29.3</b> | <b>491</b> | <b>13</b> | <b>310</b> | <b>439</b> | <b>65</b> | <b>270</b> | <b>1557</b> | <b>57.7</b> |
| <b>Opponents</b>      | <b>27</b> | <b>5400</b> | <b>619-1435</b> | <b>.431</b> | <b>100-328</b> | <b>.305</b> | <b>369-509</b> | <b>.725</b> | <b>350</b> | <b>758</b> | <b>1108</b> | <b>41.0</b> | <b>447</b> | <b>6</b>  | <b>363</b> | <b>559</b> | <b>93</b> | <b>231</b> | <b>1707</b> | <b>63.2</b> |

| SCORE BY PERIODS: | 1st | 2nd | Total | DEADBALL REBOUNDS: OFF | DEF | TOTAL |    |
|-------------------|-----|-----|-------|------------------------|-----|-------|----|
| San Diego State   | 669 | 888 | 1557  | San Diego State        | 58  | 14    | 72 |
| Opponents         | 780 | 927 | 1707  | Opponents              | 59  | 8     | 67 |

## FINAL 2004-05 SDSU Women's Basketball Individual Stats - MWC Games

**MWC: 2-12 ■ Home: 1-6 ■ Away: 1-6**

| No. Player            | GP-GS     | Min-Avg     | FG-A           | Pct         | 3FG-A         | Pct         | FT-A           | Pct         | REBOUNDS   |            |            | Avg         | PF         | FO        | A          | TO         | Blk       | Stl        | Pts        | Avg         |
|-----------------------|-----------|-------------|----------------|-------------|---------------|-------------|----------------|-------------|------------|------------|------------|-------------|------------|-----------|------------|------------|-----------|------------|------------|-------------|
|                       |           |             |                |             |               |             |                |             | Off        | Def        | Tot        |             |            |           |            |            |           |            |            |             |
| 20 STRAWBERRY, M.     | 14-14     | 420-30.0    | 61-158         | .386        | 22-66         | .333        | 36-47          | .766        | 8          | 33         | 41         | 2.9         | 33         | 1         | 24         | 28         | 1         | 15         | 180        | 12.9        |
| 05 ELLIOTT, Michelle  | 14-14     | 492-35.1    | 43-134         | .321        | 25-79         | .316        | 23-27          | .852        | 6          | 38         | 44         | 3.1         | 42         | 2         | 31         | 33         | 2         | 14         | 134        | 9.6         |
| 42 CASEY, Lindsey     | 14-13     | 399-28.5    | 49-106         | .462        | 0-1           | .000        | 13-33          | .394        | 19         | 41         | 60         | 4.3         | 45         | 3         | 22         | 31         | 10        | 25         | 111        | 7.9         |
| 10 HUETTL, Jessica    | 9-0       | 151-16.8    | 19-50          | .380        | 7-26          | .269        | 11-12          | .917        | 4          | 1          | 5          | 0.6         | 16         | 1         | 7          | 6          | 0         | 8          | 56         | 6.2         |
| 21 SHAW, Veronica     | 14-9      | 344-24.6    | 32-70          | .457        | 1-8           | .125        | 18-29          | .621        | 10         | 27         | 37         | 2.6         | 40         | 2         | 25         | 45         | 1         | 25         | 83         | 5.9         |
| 50 CHEESMAN, Ashley   | 14-12     | 368-26.3    | 34-93          | .366        | 1-11          | .091        | 11-20          | .550        | 14         | 40         | 54         | 3.9         | 31         | 1         | 10         | 34         | 7         | 9          | 80         | 5.7         |
| 11 EVELAND, Kate      | 14-8      | 361-25.8    | 18-61          | .295        | 4-14          | .286        | 35-44          | .795        | 4          | 20         | 24         | 1.7         | 31         | 0         | 26         | 25         | 1         | 27         | 75         | 5.4         |
| 13 MCCUE, Marin       | 9-0       | 109-12.1    | 14-31          | .452        | 7-21          | .333        | 2-2            | 1.000       | 1          | 9          | 10         | 1.1         | 10         | 0         | 2          | 10         | 0         | 3          | 37         | 4.1         |
| 33 SMITH, Jordie      | 14-0      | 131-9.4     | 8-26           | .308        | 0-3           | .000        | 13-22          | .591        | 9          | 12         | 21         | 1.5         | 24         | 0         | 2          | 13         | 4         | 5          | 29         | 2.1         |
| 12 GOLDBLATT, Lindsay | 8-0       | 25-3.1      | 0-0            | .000        | 0-0           | .000        | 1-2            | .500        | 0          | 3          | 3          | 0.4         | 2          | 0         | 0          | 2          | 0         | 0          | 1          | 0.1         |
| TM TEAM               |           |             |                |             |               |             |                |             | 28         | 44         | 72         | 5.1         |            |           |            | 10         |           |            |            |             |
| <b>Total</b>          | <b>14</b> | <b>2800</b> | <b>278-729</b> | <b>.381</b> | <b>67-229</b> | <b>.293</b> | <b>163-238</b> | <b>.685</b> | <b>103</b> | <b>268</b> | <b>371</b> | <b>26.5</b> | <b>274</b> | <b>10</b> | <b>149</b> | <b>237</b> | <b>26</b> | <b>131</b> | <b>786</b> | <b>56.1</b> |
| <b>Opponents</b>      | <b>14</b> | <b>2800</b> | <b>330-723</b> | <b>.456</b> | <b>46-147</b> | <b>.313</b> | <b>207-283</b> | <b>.731</b> | <b>172</b> | <b>389</b> | <b>561</b> | <b>40.1</b> | <b>236</b> | <b>3</b>  | <b>207</b> | <b>294</b> | <b>47</b> | <b>125</b> | <b>913</b> | <b>65.2</b> |

| SCORE BY PERIODS: | 1st | 2nd | Total |
|-------------------|-----|-----|-------|
| San Diego State   | 320 | 466 | 786   |
| Opponents         | 408 | 505 | 913   |

| DEADBALL REBOUNDS: OFF | DEF | TOTAL |    |
|------------------------|-----|-------|----|
| San Diego State        | 31  | 3     | 34 |
| Opponents              | 26  | 3     | 29 |

## 2004-05 San Diego State Women's Basketball Game-By-Game Stats

|                   | Score | 1ST-2ND | FG-A  | PCT. | 3FG-A | PCT. | FT-A  | PCT.  | Off | Def | REB | PF-DQ | A  | TO | BL | ST |
|-------------------|-------|---------|-------|------|-------|------|-------|-------|-----|-----|-----|-------|----|----|----|----|
| Aztecs            | 49    | 18-31   | 13-53 | .245 | 5-22  | .227 | 18-24 | .750  | 10  | 25  | 35  | 17-0  | 7  | 20 | 1  | 10 |
| at San Diego      | 64    | 33-31   | 25-55 | .455 | 4-9   | .444 | 10-17 | .588  | 7   | 33  | 40  | 19-0  | 14 | 19 | 6  | 9  |
| Aztecs            | 80    | 35-45   | 30-75 | .400 | 5-20  | .250 | 15-25 | .600  | 18  | 27  | 45  | 18-0  | 13 | 11 | 7  | 16 |
| CS Stanislaus     | 65    | 33-32   | 24-62 | .387 | 7-21  | .333 | 10-15 | .667  | 15  | 33  | 48  | 21-0  | 11 | 25 | 5  | 6  |
| Aztecs            | 68    | 25-43   | 23-61 | .377 | 9-27  | .333 | 13-15 | .867  | 12  | 21  | 33  | 19-0  | 17 | 16 | 5  | 9  |
| Northern Colorado | 65    | 20-45   | 24-52 | .462 | 7-17  | .412 | 10-17 | .588  | 9   | 25  | 34  | 13-0  | 12 | 22 | 3  | 8  |
| Aztecs            | 55    | 24-31   | 18-59 | .305 | 7-21  | .333 | 12-16 | .750  | 15  | 17  | 32  | 17-0  | 13 | 20 | 0  | 8  |
| at Nevada         | 74    | 35-39   | 30-57 | .526 | 2-10  | .200 | 12-16 | .750  | 12  | 30  | 42  | 17-0  | 13 | 19 | 4  | 11 |
| Aztecs            | 50    | 26-24   | 21-62 | .339 | 1-17  | .059 | 7-12  | .583  | 19  | 22  | 41  | 15-1  | 13 | 14 | 4  | 9  |
| Washington State  | 55    | 23-32   | 20-50 | .400 | 4-11  | .364 | 11-15 | .733  | 10  | 25  | 35  | 16-0  | 9  | 13 | 0  | 6  |
| Aztecs            | 69    | 31-38   | 27-60 | .450 | 2-8   | .250 | 13-19 | .684  | 14  | 23  | 37  | 10-0  | 15 | 15 | 2  | 10 |
| CSU Fullerton     | 43    | 28-15   | 19-54 | .352 | 1-14  | .400 | 4-10  | .400  | 13  | 21  | 34  | 17-0  | 9  | 21 | 2  | 7  |
| Aztecs            | 53    | 22-31   | 21-66 | .318 | 2-11  | .182 | 9-13  | .692  | 11  | 15  | 26  | 17-0  | 7  | 14 | 0  | 15 |
| UC Riverside      | 65    | 21-44   | 23-48 | .479 | 4-9   | .444 | 15-17 | .882  | 11  | 34  | 45  | 15-1  | 10 | 26 | 11 | 7  |
| Aztecs            | 36    | 18-18   | 16-58 | .276 | 0-14  | .000 | 4-7   | .571  | 9   | 19  | 28  | 18-0  | 7  | 19 | 4  | 5  |
| at SMU            | 80    | 40-40   | 27-69 | .391 | 6-16  | .375 | 20-23 | .870  | 23  | 35  | 58  | 16-0  | 18 | 13 | 5  | 13 |
| Aztecs            | 45    | 17-28   | 20-57 | .351 | 3-16  | .188 | 2-3   | .667  | 10  | 21  | 31  | 22-0  | 10 | 20 | 5  | 6  |
| at Kansas         | 71    | 39-32   | 23-55 | .418 | 6-14  | .429 | 19-26 | .731  | 14  | 28  | 42  | 12-0  | 18 | 14 | 2  | 10 |
| Aztecs            | 51    | 20-31   | 16-51 | .314 | 5-18  | .278 | 14-17 | .824  | 8   | 24  | 32  | 16-1  | 10 | 19 | 2  | 16 |
| Southern Utah     | 37    | 19-18   | 12-53 | .226 | 2-18  | .111 | 11-14 | .786  | 17  | 27  | 44  | 19-1  | 5  | 28 | 1  | 11 |
| Aztecs            | 61    | 33-28   | 25-72 | .347 | 9-28  | .321 | 2-6   | .333  | 15  | 14  | 29  | 16-0  | 14 | 9  | 3  | 12 |
| Canisius          | 71    | 34-37   | 24-49 | .490 | 4-9   | .444 | 19-27 | .704  | 11  | 33  | 44  | 9-0   | 17 | 17 | 2  | 4  |
| Aztecs            | 63    | 30-33   | 21-53 | .396 | 5-14  | .357 | 16-22 | .727  | 8   | 18  | 26  | 17-1  | 12 | 12 | 2  | 8  |
| East. Washington  | 59    | 31-28   | 21-56 | .375 | 4-16  | .250 | 13-17 | .765  | 18  | 27  | 45  | 21-1  | 12 | 20 | 4  | 9  |
| Aztecs            | 76    | 41-35   | 26-44 | .591 | 4-14  | .286 | 20-25 | .800  | 6   | 19  | 25  | 19-1  | 15 | 21 | 5  | 13 |
| UNLV              | 60    | 21-39   | 26-61 | .426 | 1-10  | .100 | 7-15  | .467  | 21  | 15  | 36  | 22-1  | 6  | 23 | 0  | 6  |
| Aztecs            | 50    | 20-30   | 18-58 | .310 | 8-29  | .276 | 6-7   | .857  | 7   | 21  | 28  | 20-0  | 13 | 15 | 0  | 8  |
| at Colorado St.   | 63    | 24-39   | 23-50 | .460 | 1-7   | .143 | 16-23 | .696  | 12  | 34  | 46  | 9-0   | 17 | 20 | 6  | 4  |
| Aztecs            | 43    | 15-28   | 15-45 | .333 | 3-11  | .273 | 10-13 | .769  | 6   | 12  | 18  | 14-0  | 7  | 20 | 0  | 8  |
| at Wyoming        | 69    | 39-30   | 25-44 | .568 | 6-12  | .500 | 13-15 | .867  | 8   | 26  | 34  | 14-0  | 18 | 22 | 3  | 12 |
| Aztecs            | 44    | 22-22   | 16-55 | .250 | 3-12  | .250 | 9-14  | .643  | 10  | 12  | 22  | 19-1  | 10 | 13 | 4  | 21 |
| Air Force         | 48    | 20-28   | 17-47 | .362 | 2-11  | .182 | 12-17 | .706  | 21  | 30  | 51  | 14-0  | 14 | 32 | 1  | 4  |
| Aztecs            | 53    | 29-24   | 17-47 | .362 | 8-15  | .533 | 11-13 | .84.6 | 5   | 16  | 21  | 28-2  | 11 | 22 | 2  | 8  |
| New Mexico        | 72    | 33-39   | 23-47 | .489 | 5-11  | .455 | 21-28 | .750  | 9   | 25  | 34  | 20-0  | 18 | 19 | 3  | 11 |
| Aztecs            | 49    | 26-23   | 18-60 | .300 | 2-16  | .125 | 11-15 | .733  | 10  | 16  | 26  | 19-0  | 9  | 11 | 1  | 11 |
| at BYU            | 62    | 30-32   | 20-43 | .465 | 2-4   | .500 | 20-22 | .909  | 9   | 35  | 44  | 17-0  | 15 | 25 | 10 | 8  |
| Aztecs            | 52    | 11-41   | 17-46 | .370 | 5-19  | .263 | 13-20 | .650  | 5   | 21  | 26  | 19-0  | 7  | 16 | 0  | 8  |
| at Utah           | 65    | 36-29   | 22-47 | .468 | 5-11  | .455 | 16-22 | .727  | 7   | 29  | 36  | 19-1  | 15 | 16 | 4  | 12 |
| Aztecs            | 91    | 50-41   | 32-56 | .571 | 17-24 | .708 | 10-13 | .769  | 7   | 18  | 25  | 15-0  | 23 | 13 | 4  | 15 |
| Utah Valley St.   | 45    | 16-29   | 17-52 | .327 | 3-17  | .176 | 8-12  | .667  | 18  | 18  | 36  | 16-0  | 8  | 28 | 1  | 5  |
| Aztecs            | 54    | 16-38   | 18-53 | .340 | 6-21  | .286 | 12-17 | .706  | 6   | 12  | 18  | 23-1  | 11 | 20 | 0  | 9  |
| UNLV              | 77    | 29-48   | 29-48 | .571 | 2-5   | .400 | 19-27 | .704  | 14  | 32  | 46  | 21-0  | 19 | 31 | 1  | 15 |
| Aztecs            | 66    | 26-40   | 28-57 | .491 | 5-15  | .333 | 5-11  | .455  | 7   | 25  | 32  | 20-1  | 14 | 13 | 5  | 9  |
| Wyoming           | 69    | 30-39   | 24-55 | .436 | 5-12  | .417 | 16-25 | .640  | 14  | 25  | 39  | 14-0  | 15 | 16 | 2  | 6  |
| Aztecs            | 49    | 15-34   | 19-66 | .288 | 5-20  | .250 | 6-15  | .400  | 12  | 26  | 38  | 14-0  | 9  | 12 | 1  | 10 |
| Colorado St.      | 56    | 29-27   | 24-55 | .436 | 4-14  | .286 | 4-10  | .400  | 9   | 40  | 49  | 13-0  | 14 | 23 | 4  | 9  |
| Aztecs            | 58    | 15-43   | 20-54 | .370 | 5-19  | .263 | 13-19 | .684  | 12  | 20  | 32  | 22-1  | 6  | 18 | 2  | 7  |
| at New Mexico     | 78    | 32-46   | 25-56 | .446 | 4-14  | .286 | 24-27 | .889  | 13  | 24  | 37  | 17-0  | 19 | 12 | 5  | 11 |
| Aztecs            | 77    | 35-42   | 23-42 | .548 | 6-13  | .462 | 25-38 | .658  | 8   | 24  | 32  | 22-2  | 13 | 22 | 1  | 6  |
| at Air Force      | 61    | 27-34   | 22-59 | .373 | 2-9   | .222 | 15-18 | .833  | 15  | 19  | 34  | 24-1  | 7  | 20 | 1  | 8  |
| Aztecs            | 54    | 24-30   | 19-46 | .413 | 4-13  | .333 | 12-15 | .800  | 2   | 28  | 30  | 19-1  | 9  | 16 | 5  | 3  |
| Utah              | 64    | 33-31   | 22-60 | .267 | 4-19  | .211 | 16-22 | .727  | 13  | 27  | 40  | 16-0  | 13 | 9  | 2  | 9  |
| Aztecs            | 61    | 25-36   | 24-56 | .429 | 3-13  | .231 | 10-16 | .625  | 7   | 16  | 23  | 16-0  | 15 | 18 | 0  | 10 |
| BYU               | 69    | 25-44   | 29-50 | .580 | 3-8   | .375 | 8-12  | .667  | 7   | 28  | 35  | 16-0  | 17 | 26 | 5  | 10 |

## 2004-05 SDSU Women's Basketball Game-By-Game Points-Rebounds-Assists

| Date  | Opponent        | 4                 | 5                   | 10                | 11              | 12                   | 13             | 20                     | 21               | 30              | 33              | 42               | 50                 |
|-------|-----------------|-------------------|---------------------|-------------------|-----------------|----------------------|----------------|------------------------|------------------|-----------------|-----------------|------------------|--------------------|
|       |                 | Courtney<br>Fritz | Michelle<br>Elliott | Jessica<br>Huettl | Kate<br>Eveland | Lindsay<br>Goldblatt | Marin<br>McCue | Michelle<br>Strawberry | Veronica<br>Shaw | Erin<br>Jackson | Jordie<br>Smith | Lindsey<br>Casey | Ashley<br>Cheesman |
| N. 23 | at San Diego    | 11-1-0            | 11-8-3              | 6-1-0             | 1-3-3           | DNP-CD               | 0-2-0          | 5-1-0                  | 3-1-0            | 0-1-0           | DNP-CD          | 2-6-1            | 10-8-0             |
| N. 30 | CS Stanislaus   | 6-1-1             | 18-5-0              | 4-1-0             | 17-0-2          | 1-0-0                | 6-6-2          | 7-4-2                  | 8-3-2            | 2-3-1           | 0-0-0           | 9-6-3            | 2-9-0              |
| D. 4  | No. Colorado    | 11-1-0            | DNP-IJ              | 9-0-1             | 8-2-3           | DNP-CD               | 8-6-3          | 7-4-2                  | 4-2-1            | 0-0-0           | DNP-CD          | 12-7-3           | 9-7-4              |
| D. 7  | at Nevada       | 8-0-2             | 2-0-1               | 14-1-1            | 4-1-1           | DNP-CD               | 5-2-0          | 11-3-6                 | 0-0-0            | 0-0-0           | DNP-CD          | 9-6-2            | 2-8-0              |
| D. 11 | Wash. State^    | DNP-IJ            | DNP-IJ              | 6-2-0             | 9-4-2           | 0-1-0                | 2-1-0          | 3-4-1                  | 7-6-2            | DNP-IJ          | 1-3-0           | 7-5-5            | 15-11-3            |
| D. 18 | CS Fullerton    | DNP-IJ            | DNP-IJ              | 5-1-4             | 7-7-3           | 0-1-0                | 2-0-2          | 2-0-0                  | 7-5-4            | DNP-IJ          | 9-6-0           | 18-7-1           | 19-9-1             |
| D. 20 | UC Riverside    | DNP-IJ            | DNP-IJ              | 6-0-1             | 4-1-4           | 3-0-0                | 2-1-2          | 9-6-0                  | 3-1-0            | DNP-IJ          | 2-3-0           | 12-7-0           | 12-3-0             |
| D. 22 | at SMU          | DNP-IJ            | DNP-IJ              | 4-0-1             | 6-3-1           | 0-0-0                | 0-4-1          | 7-1-1                  | 0-1-1            | DNP-IJ          | 4-2-0           | 11-7-0           | 4-5-2              |
| D. 28 | at Kansas       | DNP-IJ            | 2-5-2               | 5-2-1             | 6-1-0           | 0-0-0                | DNP            | 12-1-0                 | 4-3-3            | DNP-IJ          | 4-4-1           | 6-7-3            | 6-7-0              |
| D. 30 | Southern Utah   | DNP-IJ            | 21-2-3              | 0-1-2             | 8-4-1           | 0-0-0                | DNP            | 4-3-0                  | 2-5-3            | DNP-IJ          | 0-1-0           | 1-4-1            | 15-8-0             |
| J. 4  | Canisius        | DNP-IJ            | 17-4-3              | 6-0-3             | 8-3-4           | 0-0-0                | DNP            | 8-1-0                  | 8-4-1            | DNP-IJ          | 0-2-1           | 8-5-2            | 6-6-0              |
| J. 7  | Eastern Wash.   | DNP-IJ            | 25-4-1              | 3-0-1             | 6-3-3           | 0-2-1                | DNP            | 2-1-2                  | 4-4-3            | DNP-IJ          | 2-2-0           | 9-4-1            | 12-4-0             |
| J. 15 | UNLV*           | DNP-IJ            | 15-5-3              | 6-1-0             | 9-3-2           | 0-0-0                | DNP            | 11-4-0                 | 11-4-2           | DNP-IJ          | 4-0-2           | 5-0-2            | 15-2-4             |
| J. 20 | at Colo. State* | DNP-IJ            | 17-8-2              | 5-0-2             | 4-4-4           | DNP-CD               | DNP            | 20-3-0                 | 0-4-5            | DNP-IJ          | 2-2-0           | 2-3-0            | 0-3-0              |
| J. 22 | at Wyoming*     | DNP-IJ            | 2-0-2               | 6-0-1             | 2-1-1           | 0-10-0               | DNP            | 12-1-12                | 5-3-0            | DNP-IJ          | 7-5-0           | 4-3-1            | 5-2-0              |
| J. 27 | Air Force*      | DNP-IJ            | 3-4-2               | 9-1-2             | 7-1-1           | DNP-CD               | DNP            | 5-1-1                  | 2-1-2            | DNP-IJ          | 1-1-0           | 13-7-2           | 4-3-0              |
| J. 29 | New Mexico*     | DNP-IJ            | 12-2-1              | 14-0-0            | 7-1-3           | 0-0-0                | DNP            | 12-3-2                 | 0-2-1            | DNP-IJ          | 0-2-1           | 6-3-2            | 2-4-1              |
| F. 3  | at BYU*         | DNP-IJ            | 4-5-6               | 3-4-0             | 5-0-0           | DNP-CD               | 0-1-0          | 13-4-1                 | 6-2-0            | DNP-IJ          | 0-0-0           | 10-4-2           | 8-0-0              |
| F. 5  | at Utah*        | DNP-IJ            | 14-3-1              | 5-0-0             | 9-1-3           | 0-1-0                | 3-1-0          | 13-0-2                 | 0-0-0            | DNP-IJ          | 5-2-0           | 0-5-1            | 3-3-0              |
| F. 10 | Utah Valley St. | DNP-IJ            | 15-1-1              | 13-0-0            | 6-2-6           | 3-0-0                | 6-2-2          | 16-4-4                 | 9-3-4            | DNP-IJ          | 8-2-0           | 8-3-4            | 7-3-2              |
| F. 12 | at UNLV*        | DNP-IJ            | 16-2-1              | 6-0-1             | 4-2-2           | 0-0-0                | 8-0-2          | 5-1-1                  | 4-4-1            | DNP-IJ          | 1-0-1           | 6-1-2            | 4-1-0              |
| F. 17 | Wyoming*        | DNP-IJ            | 9-1-1               | DNP-IJ            | 11-4-1          | 0-1-0                | 2-2-20         | 16-5-5                 | 10-7-3           | DNP-IJ          | 2-0-0           | 12-6-2           | 4-3-2              |
| F. 19 | Colorado State* | DNP-IJ            | 17-5-1              | DNP-IJ            | 4-1-3           | DNP-CD               | 0-1-0          | 2-6-2                  | 8-4-0            | DNP-IJ          | 2-3-0           | 12-7-3           | 4-5-0              |
| F. 24 | at New Mexico*  | DNP-IJ            | 15-3-0              | DNP-IJ            | 4-2-2           | DNP-CD               | 11-3-0         | 15-5-1                 | 5-3-2            | DNP-IJ          | 0-0-0           | 0-0-1            | 8-7-0              |
| F. 26 | at Air Force*   | DNP-IJ            | 3-4-5               | DNP-IJ            | 7-2-1           | 1-0-0                | 11-0-0         | 23-1-3                 | 5-1-0            | DNP-IJ          | 1-2-0           | 18-7-3           | 8-10-1             |
| M. 3  | Utah*           | DNP-IJ            | 7-3-3               | DNP-IJ            | 0-2-2           | 0-0-0                | 0-1-0          | 18-4-0                 | 19-3-0           | DNP-IJ          | 0-0-0           | 4-7-2            | 6-3-2              |
| M. 5  | BYU*            | DNP-IJ            | 0-1-1               | 2-0-0             | 2-1-0           | DNP-CD               | 2-1-0          | 15-3-4                 | 8-1-7            | DNP-IJ          | 4-2-0           | 19-5-1           | 9-6-2              |

Underline = starter; CD - Did Not Play, Coach's Decision; IJ - Did Not Play, Injured; \*=MWC game

## 2004-05 SDSU Women's Basketball Game-By-Game Starters

| Game                  | Forward  | G/F      | Guard      | Guard   | Guard   | Game  | Forward | G/F      | Guard      | Guard   | Guard   |
|-----------------------|----------|----------|------------|---------|---------|---|---------|----------|------------|---------|---------|
| San Diego (L)         | Casey    | Elliott  | Strawberry | Fritz   | Eveland | Utah* (L)   | Casey   | Cheesman | Strawberry | Elliott | Shaw    |
| CS Stanislaus (W)     | Casey    | Elliott  | Strawberry | Fritz   | Eveland | Utah Valley St. (W)                                 | Casey   | Cheesman | Strawberry | Elliott | Shaw    |
| Northern Colorado (W) | Casey    | Cheesman | Strawberry | Fritz   | Eveland | UNLV* (L)   | Casey   | Elliott  | Strawberry | Shaw    | Eveland |
| Nevada (L)            | Casey    | Elliott  | Strawberry | Fritz   | Eveland | Wyoming* (L)  | Casey   | Elliott  | Strawberry | Shaw    | Eveland |
| Washington St. (L)    | Casey    | Cheesman | Strawberry | Shaw    | Eveland | Colorado St.* (L)                                   | Casey   | Cheesman | Strawberry | Elliott | Eveland |
| CS Fullerton (W)      | Casey    | Cheesman | Strawberry | Shaw    | Eveland | New Mexico* (L)                                     | Casey   | Cheesman | Strawberry | Elliott | Eveland |
| UC Riverside (L)      | Casey    | Cheesman | Strawberry | Shaw    | Eveland | Air Force* (W)                                      | Casey   | Cheesman | Strawberry | Elliott | Shaw    |
| SMU (L)               | Casey    | Cheesman | Strawberry | McCue   | Eveland | Utah* (L)   | Casey   | Cheesman | Strawberry | Elliott | Shaw    |
| Kansas (L)            | Casey    | Cheesman | Strawberry | Shaw    | Eveland | BYU* (L)  | Casey   | Cheesman | Strawberry | Elliott | Shaw    |
| Southern Utah (W)     | Casey    | Cheesman | Strawberry | Shaw    | Eveland | <b>Line-Up Records</b>                              |         |          |            |         |         |
| Canisius (L)          | Casey    | Cheesman | Strawberry | Elliott | Eveland | Casey, Cheesman, Strawberry, Elliott, Eveland (2-5) |         |          |            |         |         |
| Eastern Wash. (W)     | Casey    | Cheesman | Strawberry | Elliott | Eveland | Casey, Cheesman, Strawberry, Elliott, Shaw (2-5)    |         |          |            |         |         |
| UNLV* (W)             | Casey    | Cheesman | Strawberry | Elliott | Eveland | Casey, Cheesman, Strawberry, Shaw, Eveland (2-3)    |         |          |            |         |         |
| Colorado St.* (L)     | Casey    | Cheesman | Strawberry | Elliott | Eveland | Casey, Elliott, Strawberry, Fritz, Eveland (1-2)    |         |          |            |         |         |
| Wyoming* (L)          | Cheesman | Elliott  | Strawberry | Shaw    | Eveland | Casey, Elliott, Strawberry, Shaw, Eveland (0-2)     |         |          |            |         |         |
| Air Force* (L)        | Casey    | Cheesman | Strawberry | Elliott | Eveland | Casey, Cheesman, Strawberry, Fritz, Eveland (1-0)   |         |          |            |         |         |
| New Mexico* (L)       | Casey    | Cheesman | Strawberry | Elliott | Shaw    | Casey, Cheesman, Strawberry, McCue, Eveland (0-1)   |         |          |            |         |         |
| BYU* (L)              | Casey    | Cheesman | Strawberry | Elliott | Shaw    | Cheesman, Elliott, Strawberry, Shaw, Eveland (0-1)  |         |          |            |         |         |



# 2004-05 Season Superlatives

## The Last Time an Aztec...

### Scored 20-24 points

Michelle Strawberry (23), 2/26/05 at AFA

### Scored 25-29 points

Michelle Elliott (25), 1/7/05 vs. EWU

### Scored 30-39 points

Jamey Cox (30), 12/30/99 at CSF

### Scored 40+ points

Chana Perry (41), 1/2/88 vs. No.III.

### Had 12+ rebounds

Candace Mattson (12), 3/6/04 at Utah

### Had 10+ assists

Jamey Cox (10), 12/18/00 vs. CSF

### Had A Double-Double

Ashley Cheesman (15 pts., 11 reb.),  
12/11/04 vs. Washington State

## The Last Time SDSU...

### Scored 100+ points

vs. Colo. St. (101), 1/25/92

### Allowed 100+ points

vs. UCLA (104), 12/11/98

### Won by 20+ points

vs. CS Fullerton (26), 12/18/04

### Won by 30+ points

vs. CS Fullerton (37), 12/18/00

### Won by 40+ points

vs. Utah Valley St. (46), 2/10/05

### Won by 50+ points

vs. Fresno State (62), 2/17/95

### Won in Overtime

vs. UMKC (56-52), 1/5/03

### Lost in Overtime

vs. Creighton (72-79), 12/22/02

### Double-Figure Scoring Games:

Michelle Strawberry (13); Michelle Elliott (12); Lindsey Casey (10); Ashley Cheesman (7); Jessica Huettl (3); Veronica Shaw (3); Courtney Fritz (2); Kate Eveland (2); Marin McCue (2)

### Double-Figure Rebound Games:

Ashley Cheesman (2)

### SDSU High Scorer:

Michelle Elliott (9); Michelle Strawberry (8); Lindsey Casey (5); Ashley Cheesman (4); Jessica Huettl (2); Courtney Fritz (1); Veronica Shaw (1)

### Games Led SDSU In Rebounds:

Ashley Cheesman (15); Lindsey Casey (8); Michelle Elliott (4); Veronica Shaw (3); Michelle Strawberry (2); Jordie Smith (1)

### Games Led SDSU In Assists:

Kate Eveland (9); Michelle Elliott (8); Veronica Shaw (8); Lindsey Casey (6); Michelle Strawberry (3); Ashley Cheesman (2); Jessica Huettl (2); Marin McCue (1)

## Team Highs

|              |                              |
|--------------|------------------------------|
| POINTS       | 91, 2-10-05 vs. UVSC         |
|              | 80, 11-30-04 vs. CSUS        |
| FG MADE      | 32, 2-10-05 vs. UVSC         |
|              | 30, 11-30-04 vs. CSUS        |
| FG ATT.      | 75, 11-30-04 vs. CSUS        |
|              | 72, 1-4-05 vs. Canisius      |
| FG PCT.      | .591, 1-15-05 vs. UNLV       |
|              | .571, 2-10-05 vs. UVSC       |
| 3 PT FG MADE | 17, 2-10-05 vs. UVSC         |
|              | 9, two times                 |
| 3 PT FG ATT. | 29, 1-20-05 at CSU           |
|              | 28, 1-4-05 vs. Canisius      |
| 3 PT FG PCT. | .708, 2-10-05 vs. UVSC       |
|              | .533, 1-29-05 vs. New Mexico |
| FT MADE      | 25, 2-26-05 at Air Force     |
|              | 20, 1-15-05 vs. UNLV         |
| FT ATT.      | 38, 2-26-05 at Air Force     |
|              | 25, two times                |
| FT PCT.      | .867, 12-4-04 vs. UNC        |
|              | .857, 1-20-05 at CSU         |
| REBOUNDS     | 45, 11-30-04 vs. CSUS        |
|              | 41, 12-11-04 vs. WSU         |
| ASSISTS      | 23, 2-10-05 vs. UVSC         |
|              | 17, 12-4-04 vs. UNC          |
| STEALS       | 21, 1-27-05 vs. Air Force    |
|              | 16, two times                |
| BLK SHOTS    | 7, 11-30-04 vs. CSUS         |
|              | 5, five times                |
| TURNOVERS    | 9, 1-4-05 vs. Canisius       |
| FOULS        | 10, 12-18-04 vs. CSF         |

## Team Lows

|              |                            |
|--------------|----------------------------|
| POINTS       | 36, 12-22-04 at SMU        |
| FG MADE      | 13, 11-23-04 at USD        |
| FG ATT.      | 42, 2-26-05 at Air Force   |
| FG PCT.      | .245, 11-23-04 at USD      |
| 3 PT FG MADE | 0, 12-22-04 at SMU         |
| 3 PT FG ATT. | 8, 12-18-04 vs. CSF        |
| 3 PT FG PCT. | .000, 12-22-04 at SMU      |
| FT MADE      | 2, two times               |
| FT ATT.      | 3, 12-28-04 at Kansas      |
| FT PCT.      | .333, 1-4-05 vs. Canisius  |
| REBOUNDS     | 18, two times              |
| ASSISTS      | 6, 2-24-05 at New Mexico   |
| STEALS       | 3, 3-3-05 vs. Utah         |
| BLK SHOTS    | 0, five times              |
| TURNOVERS    | 22, two times              |
| FOULS        | 28, 1-29-05 vs. New Mexico |

## San Diego State Individual Highs

|         |                                      |
|---------|--------------------------------------|
| POINTS  | 25, Elliott, 1-7-05 vs. EWU          |
|         | 23, Strawberry, 2-26-05 at Air Force |
| FG MADE | 9, Cheesman, 12-18-04 vs. CSF        |
|         | 9, Casey, 3-05-05 vs. BYU            |

|                       |  |
|-----------------------|--|
| FG ATT.               | 17, two times                                |
|                       | 16, Strawberry, 2-24-05 at UNM               |
| FG PCT. (min. 5)      | 1.000 (5-5), Shaw, 1-15-05 vs. UNLV          |
| 3 PT FG MADE          | 5, Elliott, three times                      |
| 3 PT FG ATT.          | 10, two times                                |
| 3-PT FG PCT. (min. 2) | 1.000 (3-3) Strawberry, 2-26-05 at Air Force |
| FT MADE               | 8, Strawberry, 2-26-05 at Air Force          |
|                       | 7, two times                                 |
| FT ATT.               | 11, Casey, 2-26-05 at Air Force              |
|                       | 10, Strawberry, 2-26-05 at Air Force         |
| FT PCT. (min. 3)      | 1.000 (5-5), Fritz, 12-7-04 at Nev.          |
|                       | 1.000 (5-5), Straw., 2-3-05 at BYU           |
| REBOUNDS              | 11, Cheesman, 12-11-04 vs. WSU               |
|                       | 10, Cheesman, 2-26-05 at AFA                 |
| ASSISTS               | 7, Shaw, 3-5-05 vs. BYU                      |
| STEALS                | 5, six times                                 |
| BLK. SHOTS            | 4, Casey, 12-04-04 vs. UNC                   |
| TURNOVERS             | 8, Casey, 12-28-04 at Kansas                 |
| FOULS                 | 5, 13 times                                  |

## Opponent Team Highs

|              |                            |
|--------------|----------------------------|
| POINTS       | 80, 12-22-04 at SMU        |
| FG MADE      | 30, 12-7-04 at Nevada      |
| FG ATT.      | 69, 12-22-04 at SMU        |
| FG PCT.      | .580, 3-5-05 vs. BYU       |
| 3 PT FG MADE | 7, two times               |
| 3 PT FG ATT. | 21, 11-30-04 vs. CSUS      |
| 3 PT FG PCT. | .500, two times            |
| FT MADE      | 24, 2-24-05 at New Mexico  |
| FT ATT.      | 28, 1-29-05 vs. New Mexico |
| FT PCT.      | .909, 2-3-05 at BYU        |
| REBOUNDS     | 58, 12-22-04 at SMU        |
| ASSISTS      | 19, two times              |
| STEALS       | 15, 2-12-05 at UNLV        |
| BLK SHOTS    | 11, 12-22-04 vs. UCR       |
| TURNOVERS    | 9, 3-3-05 vs. Utah         |
| FOULS        | 9, two times               |

## Opponent Team Lows

|              |                           |
|--------------|---------------------------|
| POINTS       | 37, 12-30-04 vs. SUU      |
| FG MADE      | 12, 12-30-04 vs. SUU      |
| FG ATT.      | 43, 2-3-05 at BYU         |
| FG PCT.      | .226, 12-30-04 vs. SUU    |
| 3 PT FG MADE | 1, three times            |
| 3 PT FG ATT. | 4, 2-3-05 at BYU          |
| 3 PT FG PCT. | .071, 12-18-04 vs. CSF    |
| FT MADE      | 4, two times              |
| FT ATT.      | 10, two times             |
| FT PCT.      | .400, two times           |
| REBOUNDS     | 34, five times            |
| ASSISTS      | 5, 12-30-04 vs. SUU       |
| STEALS       | 4, three times            |
| BLK SHOTS    | 0, two times              |
| TURNOVERS    | 32, 1-27-05 vs. Air Force |
| FOULS        | 24, 2-26-05 at Air Force  |













# Aztec Updated All-Time Season Leaders

## Points

|                            |      |
|----------------------------|------|
| 1. Tina Hutchinson (1984)  | .898 |
| 2. Chana Perry (1989)      | .727 |
| 3. Chana Perry (1988)      | .718 |
| 4. Julie Evans (1990)      | .670 |
| 5. Kieishsha Garnes (1991) | .661 |
| 6. Judy Porter (1981)      | .651 |
| 7. Judy Porter (1981)      | .645 |
| 8. Kieishsha Garnes (1992) | .574 |
| 9. Diena Pels (1981)       | .561 |
| 10. Jessica Haynes (1988)  | .545 |

## Scoring Average

|                            |       |
|----------------------------|-------|
| 1. Tina Hutchinson (1984)  | .29.9 |
| 2. Kieishsha Garnes (1991) | .23.6 |
| 3. Chana Perry (1989)      | .23.5 |
| 4. Chana Perry (1988)      | .23.2 |
| 5. Judy Porter (1983)      | .22.6 |
| 6. Julie Evans (1990)      | .22.3 |
| 7. Kieishsha Garnes (1992) | .20.5 |
| 8. Judy Porter (1982)      | .18.4 |
| 9. Jessica Haynes (1988)   | .18.2 |
| 10. Judy Porter (1981)     | .18.4 |

## Field Goals

|                            |      |
|----------------------------|------|
| 1. Tina Hutchinson (1984)  | .383 |
| 2. Julie Evans (1990)      | .293 |
| 3. Chana Perry (1989)      | .286 |
| 4. Chana Perry (1988)      | .278 |
| 5. Kieishsha Garnes (1991) | .271 |
| 6. Judy Porter (1981)      | .255 |
| 7. Kieishsha Garnes (1992) | .249 |
| 8. Judy Porter (1982)      | .234 |
| 9. Diena Pels (1981)       | .228 |
| 10. Jessica Haynes (1988)  | .213 |

## Field Goals Attempts

|                            |      |
|----------------------------|------|
| 1. Tina Hutchinson (1984)  | .717 |
| 2. Julie Evans (1990)      | .601 |
| 3. Chana Perry (1989)      | .549 |
| 4. Kieishsha Garnes (1991) | .548 |
| 5. Chana Perry (1988)      | .504 |
| 6. Judy Porter (1991)      | .499 |
| 7. Jessica Haynes (1988)   | .485 |
| 8. Falisha Wright (1993)   | .470 |
| 9. Kieishsha Garnes (1992) | .452 |
| 10. Judy Porter (1981)     | .445 |

## Field Goals Percentage

|                            |      |
|----------------------------|------|
| 1. Michelle Suman (1992)   | .667 |
| 2. Michelle Suman (1994)   | .649 |
| 3. Judy Porter (1983)      | .602 |
| 4. Melanie Usher (1990)    | .595 |
| 5. Michelle Suman (1995)   | .591 |
| 6. Alyssa Fredrick (1998)  | .577 |
| 7. Melanie Usher (1991)    | .571 |
| 8. Kieishsha Garnes (1992) | .551 |
| 9. La-Taya Woods (1997)    | .548 |
| 10. Tina Hutchinson (1985) | .546 |

## 3-Point Field Goals

|                                 |     |
|---------------------------------|-----|
| 1. Jamey Cox (2003)             | .77 |
| 2. Jamey Cox (2000)             | .69 |
| 3. Carmelia Bloodsaw (1991)     | .65 |
| 4. <b>Courtney Fritz (2004)</b> | .63 |
| 5. Falisha Wright (1994)        | .62 |
| 6. Jamey Cox (2002)             | .53 |
| 7. Falisha Wright (1993)        | .51 |
| 8. Jamey Cox (2001)             | .50 |
| 9. Falisha Wright (1992)        | .49 |
| 10. Falisha Wright (1995)       | .44 |
| <b>Michelle Elliott (2005)</b>  | .44 |

## 3-Point Field Goal Attempts

|                                  |      |
|----------------------------------|------|
| 1. Jamey Cox (2003)              | .237 |
| 2. Carmelia Bloodsaw (1991)      | .212 |
| 3. Jamey Cox (2000)              | .174 |
| 4. <b>Courtney Fritz (2004)</b>  | .170 |
| 5. Falisha Wright (1994)         | .148 |
| Jamey Cox (2002)                 | .148 |
| 7. Falisha Wright (1995)         | .145 |
| 8. Sophia Sledge (1999)          | .144 |
| 9. Falisha Wright (1993)         | .138 |
| 10. Jamey Cox (2001)             | .134 |
| <b>- Michelle Elliott (2005)</b> | .118 |

## 3-Point Field Goals Pct. (Min. 50 att.)

|                                  |                       |
|----------------------------------|-----------------------|
| 1. Falisha Wright (1992)         | .49-108 (.454)        |
| 2. Falisha Wright (1994)         | .62-148 (.419)        |
| 3. Charley Murray (1998)         | .27-66 (.409)         |
| 4. Jurate Zukauskaite (1996)     | .35-88 (.399)         |
| 5. Jamey Cox (2000)              | .69-174 (.397)        |
| 6. Charley Murray (1999)         | .38-98 (.388)         |
| 7. Jamey Cox (2001)              | .50-134 (.373)        |
| <b>- Michelle Elliott (2005)</b> | <b>.44-118 (.373)</b> |
| 8. Kaly Gillette (1999)          | .29-78 (.372)         |
| 9. <b>Courtney Fritz (2004)</b>  | .63-170 (.371)        |
| 10. Falisha Wright (1993)        | .51-138 (.370)        |

## Free Throws

|                            |      |
|----------------------------|------|
| 1. Judy Porter (1982)      | .183 |
| 2. Chana Perry (1988)      | .162 |
| 3. Chana Perry (1989)      | .155 |
| 4. Judy Porter (1981)      | .145 |
| 5. Tina Hutchinson (1984)  | .132 |
| 6. Judy Porter (1983)      | .131 |
| 7. Kieishsha Garnes (1991) | .119 |
| 8. Jessica Haynes (1988)   | .116 |
| 9. Diena Pels (1981)       | .105 |
| 10. Judy Porter (1980)     | .103 |

## Free Throw Attempts

|                             |      |
|-----------------------------|------|
| 1. Judy Porter (1981)       | .268 |
| 2. Judy Porter (1982)       | .248 |
| 3. Chana Perry (1988)       | .206 |
| 4. Chana Perry (1989)       | .201 |
| 5. Judy Porter (1980)       | .191 |
| 6. Judy Porter (1983)       | .184 |
| 7. Tina Hutchinson (1984)   | .179 |
| 8. Diena Pels (1981)        | .176 |
| 9. Jessica Haynes (1988)    | .168 |
| 10. Kieishsha Garnes (1991) | .166 |

## Free Throw Pct. (Min. 50 att.)

|                           |      |
|---------------------------|------|
| 1. Lisa Stevens (1987)    | .920 |
| 2. Julie Evans (1990)     | .884 |
| 3. Julie Evans (1989)     | .844 |
| 4. Marsha Overton (1983)  | .837 |
| 5. Jamey Cox (2003)       | .831 |
| 6. Jamey Cox (2000)       | .819 |
| 7. Marci Blackman (1983)  | .814 |
| 8. Tina Hutchinson (1985) | .813 |
| 9. Theresa McGlade (1982) | .811 |
| 10. Tanisha Knight (2002) | .806 |

## Rebounds

|                            |      |
|----------------------------|------|
| 1. Judy Porter (1981)      | .436 |
| 2. Judy Porter (1982)      | .427 |
| 3. Chana Perry (1989)      | .406 |
| 4. Chana Perry (1988)      | .391 |
| 5. Jessica Haynes (1988)   | .364 |
| 6. Judy Porter (1980)      | .355 |
| 7. Jessica Haynes (1987)   | .302 |
| 8. Tina Hutchinson (1984)  | .299 |
| 9. Kieishsha Garnes (1991) | .295 |
| 10. Diena Pels (1981)      | .294 |

## Assists

|                           |      |
|---------------------------|------|
| 1. Crystal Lee (1989)     | .199 |
| 2. Maria Stack (1984)     | .191 |
| 3. Michelle Miles (1992)  | .190 |
| 4. Michelle Miles (1991)  | .177 |
| 5. Crystal Lee (1988)     | .169 |
| 6. Shannon Lee (2000)     | .166 |
| 7. Lakeysha Wright (1995) | .165 |
| 8. Sandy Wright (1997)    | .162 |
| 9. Penny Toler (1985)     | .151 |
| 10. Sandy Wright (1996)   | .130 |

## Steals

|                            |      |
|----------------------------|------|
| 1. Tina Hutchinson (1984)  | .185 |
| 2. Jessica Haynes (1988)   | .127 |
| 3. Judy Porter (1982)      | .112 |
| 4. Falisha Wright (1994)   | .103 |
| 5. Jodi Nowlin-Tres (1996) | .96  |
| 6. Jessica Haynes (1987)   | .94  |
| 7. Judy Porter (1981)      | .92  |
| Diena Pels (1981)          | .92  |
| 9. Marsha Overton (1982)   | .88  |
| 10. Marsha Overton (1981)  | .87  |

## Blocks

|                               |     |
|-------------------------------|-----|
| 1. Michelle Suman (1995)      | .87 |
| 2. Michelle Suman (1994)      | .68 |
| 3. Chana Perry (1988)         | .64 |
| 4. Chana Perry (1989)         | .63 |
| 5. Michelle Suman (1993)      | .54 |
| 6. Brooke Meadows (1989)      | .47 |
| 7. Nicolette McCartney (2003) | .45 |
| 8. Mary Apiafi (2000)         | .44 |
| Jessica Haynes (1988)         | .44 |
| 10. Alyssa Fredrick (1998)    | .43 |

# Aztec Updated Career Leaders

## Points

|   |       |
|---|-------|
| 1. Judy Porter (1980-83) . . . . .        | 2,318 |
| 2. Falisha Wright (1992-95) . . . . .     | 1,733 |
| 3. Chana Perry (1988-89) . . . . .        | 1,445 |
| 4. Jessica Haynes (1986-88) . . . . .     | 1,395 |
| 5. Michelle Suman (1992-95) . . . . .     | 1,341 |
| 6. Brooke Meadows (1986-89) . . . . .     | 1,310 |
| 7. Jamey Cox (2000-03) . . . . .          | 1,275 |
| 8. Marsha Overton (1980-83) . . . . .     | 1,273 |
| 9. Tina Hutchinson (1984-85) . . . . .    | 1,256 |
| 10. Christina Murguia (1992-95) . . . . . | 1,237 |

## Field Goals

|   |     |
|---|-----|
| 1. Judy Porter (1980-83) . . . . .      | 882 |
| 2. Jessica Haynes (1986-88) . . . . .   | 577 |
| 3. Chana Perry (1988-89) . . . . .      | 564 |
| 4. Tina Hutchinson (1984-85) . . . . .  | 536 |
| Brooke Meadows (1986-89) . . . . .      | 536 |
| 6. Falisha Wright (1992-95) . . . . .   | 634 |
| 7. Michelle Suman (1992-95) . . . . .   | 524 |
| Shelda Arceneaux (1984-87) . . . . .    | 524 |
| 9. Kieishsha Garnes (1991-92) . . . . . | 520 |
| 10. Marsha Overton (1980-83) . . . . .  | 507 |

## Field Goal Attempts

|  |       |
|--|-------|
| 1. Judy Porter (1980-83) . . . . .       | 1,685 |
| 2. Falisha Wright (1992-95) . . . . .    | 1,656 |
| 3. Jessica Haynes (1985-87) . . . . .    | 1,332 |
| 4. Marsha Overton (1980-83) . . . . .    | 1,198 |
| 5. Jamey Cox (2000-03) . . . . .         | 1,088 |
| 6. Brooke Meadows (1986-89) . . . . .    | 1,083 |
| 7. Dee Dee Duncan (1983-86) . . . . .    | 1,078 |
| 8. Christina Murguia (1992-95) . . . . . | 1,057 |
| 9. Chana Perry (1988-89) . . . . .       | 1,053 |
| 10. Shelda Arceneaux (1984-87) . . . . . | 1,024 |

## Free Throws

|  |     |
|--|-----|
| 1. Judy Porter (1980-83) . . . . .       | 564 |
| 2. Chana Perry (1988-89) . . . . .       | 317 |
| 3. Michelle Suman (1992-95) . . . . .    | 293 |
| 4. Falisha Wright (1992-95) . . . . .    | 259 |
| Marsha Overton (1980-83) . . . . .       | 259 |
| 6. Brooke Meadows (1986-89) . . . . .    | 258 |
| 7. Jessica Haynes (1986-88) . . . . .    | 238 |
| 8. Olivia DiCamilli (1994-98) . . . . .  | 237 |
| 9. Christina Murguia (1992-95) . . . . . | 219 |
| 10. Atim Otii (1998-2002) . . . . .      | 201 |

## Free Throw Attempts

|  |     |
|--|-----|
| 1. Judy Porter (1980-83) . . . . .       | 891 |
| 2. Michelle Suman (1992-95) . . . . .    | 477 |
| 3. Chana Perry (1988-89) . . . . .       | 407 |
| 4. Brooke Meadows (1986-89) . . . . .    | 388 |
| 5. Falisha Wright (1992-95) . . . . .    | 377 |
| 6. Jessica Haynes (1986-88) . . . . .    | 372 |
| 7. Marsha Overton (1980-83) . . . . .    | 363 |
| 8. Olivia DiCamilli (1994-98) . . . . .  | 355 |
| 9. Christina Murguia (1992-95) . . . . . | 340 |
| 10. Atim Otii (1998-2002) . . . . .      | 329 |

## 3-Point Field Goals

|  |           |
|--|-----------|
| 1. Jamey Cox (2000-03) . . . . .                   | 249       |
| 2. Falisha Wright (1992-95) . . . . .              | 206       |
| 3. Sophia Sledge (1997-2001) . . . . .             | 82        |
| <b>Michelle Elliott (2004-present) . . . . .</b>   | <b>82</b> |
| 5. <b>Courtney Fritz (2004-present) . . . . .</b>  | <b>69</b> |
| 6. Carmelia Bloodsaw (1991) . . . . .              | 65        |
| Charley Murray (1998-99) . . . . .                 | 65        |
| 8. Ashonda Williams (2002-03) . . . . .            | 60        |
| 9. Jodi Nowlin-Tres (1994-97) . . . . .            | 57        |
| 10. Jurate Zukauskaite (1996-97) . . . . .         | 46        |
| <b>- Jessica Hueftl (2004 - present) . . . . .</b> | <b>40</b> |
| <b>- Michelle Strawberry (2004 - present) .40</b>  |           |

## Rebounds

|  |       |
|--|-------|
| 1. Judy Porter (1980-83) . . . . .       | 1,498 |
| 2. Shelda Arceneaux (1984-87) . . . . .  | 999   |
| 3. Jessica Haynes (1986-88) . . . . .    | 932   |
| 4. Chana Perry (1988-89) . . . . .       | 797   |
| 5. Michelle Suman (1992-95) . . . . .    | 759   |
| 6. Brooke Meadows (1986-89) . . . . .    | 693   |
| 7. Christina Murguia (1992-95) . . . . . | 692   |
| 8. Heidi Bauer (1981-85) . . . . .       | 573   |
| 9. Jodi Nowlin-Tres (1994-97) . . . . .  | 572   |
| 10. Anita Bundage (1998-2001) . . . . .  | 566   |

## Assists

|   |     |
|---|-----|
| 1. Falisha Wright (1992-95) . . . . .   | 448 |
| 2. Crystal Lee (1989-90) . . . . .      | 413 |
| 3. Michelle Miles (1991-92) . . . . .   | 367 |
| 4. Lakeysha Wright (1992-95) . . . . .  | 358 |
| 5. Marsha Overton (1980-83) . . . . .   | 356 |
| 6. Jamey Cox (2000-03) . . . . .        | 341 |
| 7. Shannon Lee (1998-2001) . . . . .    | 302 |
| 8. Shelda Arceneaux (1984-87) . . . . . | 299 |
| 9. Sandy Wright (1995-97) . . . . .     | 292 |
| 10. Laura Dion (1978-80) . . . . .      | 278 |

## Steals

|  |     |
|--|-----|
| 1. Judy Porter (1980-83) . . . . .       | 330 |
| 2. Falisha Wright (1992-95) . . . . .    | 324 |
| 3. Jessica Haynes (1986-88) . . . . .    | 295 |
| 4. Marsha Overton (1980-83) . . . . .    | 293 |
| 5. Tina Hutchinson (1984-85) . . . . .   | 270 |
| 6. Shelda Arceneaux (1984-87) . . . . .  | 253 |
| 7. Jodi Nowlin-Tres (1993-97) . . . . .  | 234 |
| 8. Christina Murguia (1992-95) . . . . . | 191 |
| 9. Crystal Lee (1989-90) . . . . .       | 180 |
| 10. Jamey Cox (2000-03) . . . . .        | 160 |

## Blocks

|  |     |
|--|-----|
| 1. Michelle Suman (1991-95) . . . . .    | 251 |
| 2. Judy Porter (1980-83) . . . . .       | 137 |
| 3. Chana Perry (1988-89) . . . . .       | 127 |
| 4. Jessica Haynes (1986-88) . . . . .    | 114 |
| 5. Nicolette McCarty (2001-04) . . . . . | 108 |
| 6. Brooke Meadows (1986-89) . . . . .    | 95  |
| 7. Toni Wallace (1984-85) . . . . .      | 76  |
| 8. Atim Otii (1998-2002) . . . . .       | 71  |
| 9. Mary Apiafi (1999-2000) . . . . .     | 67  |
| 10. Atiya Williams (1993-96) . . . . .   | 66  |

# Aztec Updated Team Records

## Points

Game High - 132, vs. Utah St., 12/16/83  
 Game Low - 22, at Utah, 2/20/03  
 Season High - 2,600 (1988-89)  
 Season Low - 1,084 (1976-77)

## Scoring Average

Season High - 86.6 (2,597 pts. in 30 gm.), 1983-84  
 Season Low - 53.7 (1,503 pts in 28 gm.), 2003-04

## Field Goals

Game High - 58, Utah St., 12/16/83  
 Game Low - 8, at Utah, 2/20/03; vs. Utah, 2/5/04  
 Season High - 1,098 (1983-84)  
 Season Low - 421 (1976-77)

## Field Goals Attempts

Game High - 96, Utah St., 12/16/83  
 Game Low - 35, vs. LBSU, 1/23/82  
 Season High - 2,228 (1988-89)  
 Season Low - 1,321 (1976-77)

## Field Goal Percentage

Game High - .681 - 32-47 vs. Illinois St., 11/24/00  
 High Half - .836 - CS Fullerton, 1/14/82  
 Game Low - .190, vs. Utah, 2/5/04  
 Season High - .494, 1098-2221 (1983-84)  
 Season Low - .319, 421-1321 (1976-77)

## 3-Point Field Goals

**Game High - 17, vs. Utah Valley St. (2/10/05)**  
 Game Low - 0, many times  
**Season High - 137 (2004-05)**  
 Season Low - 4 (1987-88)

## 3-Point Field Goal Attempts

**Game High - 29 at Colorado St. (1/20/05)**  
 Game Low - 0, many times  
**Season High - 469 (2004-05)**  
 Season Low - 24 (1987-88)

## Three-Point Field Goal Percentage

Game High - 1.000, many times, last vs. UNM, 3/11/94  
 Game Low - .000, many times  
 Season High - .404 (64-161) (1993-94)  
 Season Low - .146 (6-41) (1991-92)

## Free Throws

Game High - 31, Duquesne, 12/30/98  
 Game Low - 0, five times, last at Utah, 3/6/04  
 Season High - 527 (1988-89)  
 Season Low - 240 (1976-77)

## Free Throw Attempts

Game High - 45, Colorado, 1/9/80  
 Game Low - 0, vs. Utah, 1/25/03  
 Season High - 796 (1980-81)  
 Season Low - 395 (1976-77)

## Free Throw Percentage - (min. 10 att.)

Game High - 1.000 (20-20), vs. UCLA, 2/2/81  
 Game Low - .000, vs. CS Fullerton, 1/22/90; Wyo., 2/14/02  
 Season High - .745 (475-638) (1981-82)  
 Season Low - .512 (264-516) (1992-93)

## Rebounds

Game High - 76, Pepperdine, 12/12/77  
 Game Low - 14, vs. USC, 2/5/80  
 Season High - 1,479 (1988-89)  
 Season Low - 735 (1998-99)

## Assists

Game High - 34, vs. UTEP, 1/14/84; vs. UCSB, 1/7/84  
 Game Low - 1, vs. UC Irvine, 2/15/82  
 Season High - 637 (1983-84)  
 Season Low - 188 (1976-77)

## Turnovers

Game High - 48, vs. UCLA, 2/23/79  
 Game Low - 8, vs. Wyoming, 2/2/94; vs. Pepperdine (12/7/96)  
 Season High - 726 (1985-86)  
 Season Low - 470 (2003-04)  
**439 (2004-05)**

## Personal Fouls

Game High - 34, vs. Cal Poly SLO, 12/18/76  
 Game Low - 6, vs. Virginia, 12/27/81  
 Season High - 674 (1985-86)  
 Season Low - 429 (1999-00)

## Opponent Records

### Points

Game High - 116, LBSU, 3/8/86  
 Game Low - 17, San Diego, 12/11/78  
 Season High - 2,423 (1985-86)  
 Season Low - 1,467 (1976-77)

### Scoring Average

Season High - 78.2 (2,423 pts. in 31 gm.), 1985-86  
 Season Low - 52.0 (1,559 pts in 30 gm.), 1996-97

### Field Goals

Game High - 47, LBSU, 2/10/86  
 Game Low - 8, San Diego, 12/11/78  
 Season High - 973 (1984-85)  
 Season Low - 421 (1976-77)

### Field Goal Attempts

Game High - 91, CS Fullerton, 2/1/78; Pepperdine, 12/12/77  
 Game Low - 31, San Diego, 12/11/78  
 Season High - 2,099 (1984-85)  
 Season Low - 1,321 (1976-77)

### Field Goal Percentage

Game High - .680 (34-50), UCLA, 1/25/79  
 Game Low - .208 (10-48), LMU, 12/17/94  
 Season High - .490 (905-1848) (1982-83)  
 Season Low - .352 (560-1591) (1994-95)

### 3-Point Field Goals Made

Game High - 13, at Wyoming, 2/21/04  
 Game Low - 0, many times, last vs. Cal State Northridge, 12/28/02  
 Season High - 141 (2003-04)  
 Season Low - 49 (1987-88)

### 3-Point Field Goal Attempts

Game High - 30, Radford, 3/23/89  
 Game Low - 0, many times  
 Season High - 404 (2000-01)  
 Season Low - 148 (1987-88)

### 3-Point Field Goal Percentage

Game High (min. 7) - .889 (8-9), UOP, 3/4/89  
 Game Low - .000, many times, last vs. Cal State Northridge, 12/12/02  
 Season High - .364, 71-195 (1989-90)  
 Season Low - .269, 76-283 (1996-97)

## Free Throws

Game High - 33, Louisiana Tech, 1/19/86  
 Game Low - 0, San Diego, 2/10/82  
 Season High - 467 (1994-95)  
 Season Low - 219 (1981-82)

## Free Throw Attempts

Game High - 48, Louisiana Tech, 1/19/86  
 Game Low - 2, San Diego, 1978; USIU, 1981  
 Season High - 743 (1994-95)  
 Season Low - 350 (1981-82)

## Free Throw Percentage

Game High (min. 10) - 1.000 (18-18), Cal State Northridge, 12/28/03  
 Game Low - .182 (2-11), UNLV, 1/21/88  
 Season High - .716, 360-503 (1993-94)  
**.725, 369-509 (2004-05)**  
 Season Low - .601, 252-419 (1979-80)

## Rebounds

Game High - 71, CS Fullerton, 1/25/83  
 Game Low - 14, Arizona, 1/31/81  
 Season High - 1,291 (1977-78)  
 Season Low - 894 (1978-79)

## Aztec Team Scoring Records

### Largest Victory Margin

(81) 98-17 vs. San Diego . . . . . 1978-79  
 (75) 112-37 vs. Hardin-Simmons. . . 1984-85  
 (70) 111-41 vs. Lewis-Clark State . . 1983-84  
 (68) 132-64 vs. Utah State . . . . . 1983-84  
 (62) 97-35 vs. Fresno State . . . . . 1994-95

### Largest Losing Margin

(65) 38-103 vs. Cal Poly Pomona . 1976-77  
 (64) 45-109 vs. Stanford . . . . . 1989-90  
 (60) 44-104 vs. UCLA . . . . . 1977-78  
 (53) 45-98 vs. UCLA . . . . . 1976-77  
 (51) 42-93 vs. UCLA . . . . . 1976-77

### 100-Point Games

132 vs. Utah State (64) . . . . . 1983-84  
 122 vs. UC-Santa Barbara (62) . . . 1983-84  
 116 vs. Texas-El Paso (59) . . . . . 1983-84  
 112 vs. Hardin-Simmons (37) . . . . 1984-85  
 111 vs. Lewis-Clark State (41) . . . . 1983-84  
 105 vs. Texas-El Paso (72) . . . . . 1982-83  
 104 vs. Arizona State (82) . . . . . 1984-85  
 103 vs. Pepperdine (81) . . . . . 1983-84  
 103 vs. N. Illinois (92) . . . . . 1987-88  
 101 vs. U. of Pacific (58) . . . . . 1987-88  
 101 vs. McNeese State (55) . . . . . 1990-91  
 101 vs. Colorado State (62) . . . . . 1991-92



# **2004-05 Updated Player Bios**

Jersey No. **5**

## Michelle Elliott

Sophomore ■ 5-11 ■ Guard/Forward ■ Pasco, WA (Pasco HS)



**Quickly:** Coming off an outstanding first season, earning all-Mountain West Conference honors and leading the team in scoring ... a 5-11 shooting guard, who can also play the forward position ... will be counted on to be one of the team's leaders in just her second season ... can keep a defense honest with her ability to shoot the ball and drive to the basket ... steady, mature player who works hard to improve her game ... tied for third in career three-pointers with 82 ... her 44 threes in 2004-05 are tied for 10th in the season record book ... team captain along with Lindsey Casey.

**Season Notes:** Leading the team in scoring average for the second consecutive season ... ranks second in scoring in conference games ... reached double-figures in points in 12 contests ... team game-high in points nine times, in assists eight times and in rebounds four times ... 12th in the MWC in overall scoring average, third in three-pointers per game (2.00), sixth in three-point field-goal percentage (.373)

**2004-05:** Scored 11 points and a career-best eight rebounds at USD ... team game-high 18 points in only 22 minutes in the win over Cal State Stanislaus ... missed only her second career outing vs. Northern Colorado (injury) ... limited to just three minutes at Nevada ... missed next four games with a contusion and a non-displaced lateral tibial plateau fracture in her right knee ... returned to action at Kansas, playing 12 minutes, scoring two points and adding five boards ... matched a career high with 21 points, including a trio of three-pointers, leading SDSU to a win over Southern Utah ... career-best five three pointers on eight attempts, leading the team in scoring with 17 points versus Canisius ... career high 25 points, including four threes, in the come-from-behind win over Eastern Washington ... also tallied a season high four steals and made 7-of-9 free throws versus the Eagles ... 17 points and tied a career high with eight boards at Colorado St. ... career-best six assists at BYU ... 5-for-7 from three-point land, scoring 15 points including 12 in the first half versus UVSC ... 4-for-9 from three-point range, scoring a team-best 16 points at UNLV ... tallied a game-high 17 points with five three-pointers in the loss to Colorado State ... tied a career high for field goal (17) and three-point attempts (10) at New Mexico.

### Elliott's ■ 2004-05 Game-By-Game

| Date  | Opponent       | Min | FG-A | Pct  | 3FG-APCT | FT-A | Pct | O-D   | Tot. | PF | A | TO | Blk | Stl | Pts    |
|-------|----------------|-----|------|------|----------|------|-----|-------|------|----|---|----|-----|-----|--------|
| 11-23 | at San Diego   | 35  | 4-12 | .333 | 0-2      | .000 | 3-5 | .600  | 4-4  | 8  | 2 | 3  | 3   | 1   | 11     |
| 11-30 | CS STANISLAUS  | 22  | 6-10 | .600 | 2-3      | .667 | 4-6 | .667  | 3-2  | 5  | 2 | 0  | 0   | 0   | 18     |
| 12-4  | NO. COLO.      |     |      |      |          |      |     |       |      |    |   |    |     |     | DNP-IJ |
| 12-7  | at Nevada      | 3   | 1-2  | .500 | 0-1      | .000 | 0-1 | .000  | 0-0  | 0  | 0 | 1  | 0   | 0   | 2      |
| 12-11 | WASH. STATE    |     |      |      |          |      |     |       |      |    |   |    |     |     | DNP-IJ |
| 12-18 | CS FULLERTON   |     |      |      |          |      |     |       |      |    |   |    |     |     | DNP-IJ |
| 12-20 | UC RIVERSIDE   |     |      |      |          |      |     |       |      |    |   |    |     |     | DNP-IJ |
| 12-22 | at SMU         |     |      |      |          |      |     |       |      |    |   |    |     |     | DNP-IJ |
| 12-28 | at Kansas      | 12  | 1-6  | .167 | 0-3      | .000 | 0-0 | .000  | 1-4  | 5  | 1 | 2  | 2   | 0   | 0      |
| 12-30 | SO.UTAH        | 33  | 7-15 | .467 | 3-9      | .333 | 4-4 | 1.000 | 0-2  | 2  | 1 | 3  | 2   | 0   | 1      |
| 1-4   | CANISIUS       | 31  | 6-12 | .500 | 5-8      | .625 | 0-0 | .000  | 2-2  | 4  | 2 | 3  | 5   | 0   | 17     |
| 1-7   | E. WASH.       | 35  | 7-14 | .500 | 4-6      | .667 | 7-9 | .778  | 2-2  | 4  | 2 | 1  | 5   | 0   | 25     |
| 1-15  | UNLV           | 37  | 4-12 | .333 | 2-8      | .250 | 5-6 | .833  | 1-2  | 3  | 4 | 5  | 3   | 0   | 15     |
| 1-20  | at Colo. State | 39  | 6-15 | .400 | 2-7      | .286 | 3-3 | 1.000 | 2-6  | 8  | 2 | 2  | 1   | 0   | 17     |
| 1-22  | at Wyoming     | 33  | 1-3  | .333 | 0-2      | .000 | 0-0 | .000  | 0-0  | 0  | 3 | 2  | 3   | 0   | 2      |
| 1-27  | AIR FORCE      | 35  | 1-9  | .111 | 1-4      | .250 | 0-1 | .000  | 1-3  | 4  | 1 | 2  | 2   | 0   | 3      |
| 1-29  | NEW MEXICO     | 36  | 3-7  | .429 | 3-4      | .750 | 3-3 | 1.000 | 0-2  | 2  | 5 | 1  | 3   | 0   | 12     |
| 2-3   | at BYU         | 36  | 0-6  | .000 | 0-4      | .000 | 4-4 | 1.000 | 1-4  | 5  | 1 | 6  | 2   | 0   | 2      |
| 2-5   | at Utah        | 36  | 5-14 | .357 | 2-7      | .286 | 2-2 | 1.000 | 0-3  | 3  | 2 | 1  | 1   | 0   | 14     |
| 2-10  | UVSC           | 26  | 5-8  | .625 | 5-7      | .714 | 0-0 | .000  | 1-0  | 1  | 1 | 1  | 3   | 0   | 15     |
| 2-12  | at UNLV        | 35  | 5-10 | .500 | 4-9      | .444 | 2-2 | 1.000 | 0-2  | 2  | 4 | 1  | 6   | 0   | 16     |
| 2-17  | WYOMING        | 31  | 4-8  | .500 | 1-3      | .333 | 0-0 | .000  | 0-1  | 1  | 5 | 1  | 1   | 1   | 9      |
| 2-19  | COLO. ST.      | 35  | 6-15 | .400 | 5-9      | .556 | 0-0 | .000  | 0-5  | 5  | 3 | 1  | 1   | 0   | 17     |
| 2-24  | at New Mexico  | 38  | 5-17 | .294 | 4-10     | .400 | 1-2 | .500  | 1-2  | 3  | 3 | 0  | 3   | 1   | 15     |
| 2-26  | at Air Force   | 26  | 0-5  | .000 | 0-5      | .000 | 3-4 | .750  | 0-4  | 4  | 4 | 5  | 3   | 0   | 3      |
| 3-3   | UTAH           | 37  | 3-7  | .429 | 1-3      | .333 | 0-0 | .000  | 0-3  | 3  | 2 | 3  | 0   | 0   | 7      |
| 3-5   | BYU            | 38  | 0-6  | .000 | 0-4      | .000 | 0-0 | .000  | 0-1  | 1  | 3 | 1  | 4   | 0   | 0      |

### Elliott's Career Statistics

| Year          | GP-GS        | MIN-AVG          | FG-A           | PCT         | 3P-A          | PCT         | FT-A          | PCT         | REB        | AVG        | PF-FO        | A         | TO         | BLK      | STL       | TP         | AVG         |
|---------------|--------------|------------------|----------------|-------------|---------------|-------------|---------------|-------------|------------|------------|--------------|-----------|------------|----------|-----------|------------|-------------|
| 2003-04       | 27-27        | 974-36.1         | 125-330        | .379        | 38-132        | .288        | 46-72         | .629        | 65         | 2.4        | 68-5         | 51        | 71         | 2        | 30        | 334        | 12.4        |
| 2004-05       | 22-20        | 689-31.3         | 80-213         | .376        | 44-118        | .373        | 41-52         | .788        | 73         | 3.3        | 53-2         | 45        | 53         | 3        | 24        | 245        | 11.1        |
| <b>Totals</b> | <b>49-47</b> | <b>1663-33.9</b> | <b>205-543</b> | <b>.378</b> | <b>82-250</b> | <b>.328</b> | <b>87-124</b> | <b>.702</b> | <b>138</b> | <b>2.8</b> | <b>121-7</b> | <b>96</b> | <b>124</b> | <b>5</b> | <b>54</b> | <b>579</b> | <b>11.8</b> |

### ■ Career & Season Highs

#### Points

**Career** .....25, vs. Eastern Wash. (1-7-05)  
**Season** .....25, vs. Eastern Wash. (1-7-05)

#### Rebounds

**Career** .....8, two times  
**Season** .....8, two times

#### Assists

**Career** .....6, at BYU (2-3-05)  
**Season** .....6, at BYU (2-3-05)

#### Steals

**Career** .....4, three times  
**Season** .....4, vs. Eastern Wash. (1-7-05)

#### Blocks

**Career** .....1, four times  
**Season** .....1, three times

#### Field Goals

**Career** .....8, vs. Nevada (11-24-04)  
**Season** .....7, two times

#### Field Goal Attempts

**Career** .....17, three times  
**Season** .....17, at New Mexico (2-24-05)

#### 3-Point Field Goals

**Career** .....5, three times  
**Season** .....5, three times

#### 3-Point Field Goal Attempts

**Career** .....10, three times  
**Season** .....10, at New Mexico (2-24-05)

#### Free Throws

**Career** .....7, vs. Eastern Wash. (1-7-05)  
**Season** .....7, vs. Eastern Wash. (1-7-05)

#### Free Throw Attempts

**Career** .....12, vs. BYU (2-7-04)  
**Season** .....9, vs. Eastern Wash. (1-7-05)

### ■ Miscellaneous Stats

**Double-Figure Scoring Games** .....34  
**Double-Figure Rebounding Games** ....0  
**Double-Doubles** .....0

Jersey No. **10**

## Jessica Huettl

Sophomore ■ 5-7 ■ Guard ■ Eau Claire, Wis. (Regis HS)



**Quickly:** Saw her freshman year cut short due to injury ... played 11 games before missing the rest of the season with a stress fracture in her left leg ... a proven winner, who can contribute at both guard spots ... a leader in the classroom ... can shoot off the dribble or from three-point range.

**Season Notes:** Sixth on the team in scoring with a career-best 6.2 points per out- ing ... averages 6.2 points in conference games ... third on the team in three-pointers made with 25 ... second in free-throw percentage, converting on 16 of her 19 opportunities ... made 11-of-12 free throws in league play (91.7 percent) ... three double-figure scoring outings ... team game-highs in scoring twice in both scoring and assists.

**2004-05:** Made a pair of three pointers in 16 minutes at USD ... season-high nine points, all coming on three-pointers, against Northern Colorado ... team game-high 14 points at Nevada, going 4-for-6 from beyond the arc ... career high four assists and four steals in the Aztecs rout of Cal State Fullerton ... first career blocks (2) at Kansas ... helped SDSU erase a 14-point second-half deficit with her lone points on the night, tying the score at 57 with a three-pointer versus Eastern Washington ... six points in the upset vs. UNLV ... scored nine points and added three steals and two assists against Air Force ... tied a season high with 14 points on 4-for-5 shooting from three-point land ... career-high four rebounds at BYU ... 5-for-9 from the field, including three, three-pointers, for 13 points against UVSC ... out for five games after being diagnosed with mononucleosis on Feb. 17 ... returned to play eight minutes against BYU on March 5 ... scored two points in the finale versus the Cougars.

### Huettl's ■ 2004-05 Game-By-Game

| Date  | Opponent        | Min | FG-A | Pct  | 3FG-APCT | FT-A  | Pct | O-D   | Tot. | PF | A | TO | Blk | Stl | Pts    |
|-------|-----------------|-----|------|------|----------|-------|-----|-------|------|----|---|----|-----|-----|--------|
| 11-23 | at San Diego    | 16  | 2-6  | .333 | 2-5      | .400  | 0-0 | .000  | 0-1  | 1  | 0 | 0  | 0   | 0   | 6      |
| 11-30 | CS STANISLAUS   | 11  | 2-5  | .400 | 0-3      | .000  | 0-0 | .000  | 1-0  | 1  | 0 | 0  | 0   | 0   | 4      |
| 12-4  | NO. COLO.       | 23  | 3-5  | .600 | 3-4      | .750  | 0-0 | .000  | 0-0  | 0  | 0 | 1  | 1   | 0   | 9      |
| 12-7  | at Nevada       | 23  | 5-7  | .714 | 4-6      | .667  | 0-0 | .000  | 0-1  | 1  | 3 | 1  | 2   | 0   | 14     |
| 12-11 | WASH. ST.       | 26  | 3-8  | .375 | 0-5      | .000  | 0-1 | .000  | 1-1  | 2  | 1 | 0  | 1   | 0   | 6      |
| 12-18 | CS FULLERTON    | 29  | 1-7  | .143 | 0-3      | .000  | 3-4 | .750  | 0-1  | 1  | 1 | 4  | 1   | 0   | 5      |
| 12-20 | UC RIVERSIDE    | 26  | 2-9  | .222 | 2-5      | .400  | 0-0 | .000  | 0-0  | 0  | 1 | 1  | 0   | 0   | 6      |
| 12-22 | at SMU          | 27  | 1-8  | .125 | 0-5      | .000  | 2-2 | 1.000 | 0-0  | 0  | 3 | 1  | 0   | 0   | 4      |
| 12-28 | at Kansas       | 22  | 2-10 | .200 | 1-5      | .200  | 0-0 | 1.000 | 1-1  | 2  | 2 | 1  | 1   | 2   | 5      |
| 12-30 | SO. UTAH        | 18  | 0-4  | .000 | 0-2      | .000  | 0-0 | .000  | 1-0  | 1  | 2 | 2  | 0   | 0   | 0      |
| 1-4   | CANISIUS        | 18  | 2-9  | .222 | 2-8      | .250  | 0-0 | .000  | 0-0  | 0  | 1 | 3  | 0   | 0   | 6      |
| 1-7   | E. WASH.        | 14  | 1-2  | .500 | 1-1      | 1.000 | 0-0 | .000  | 0-0  | 0  | 1 | 1  | 0   | 0   | 3      |
| 1-15  | UNLV            | 16  | 2-4  | .500 | 0-1      | .000  | 2-2 | 1.000 | 0-0  | 0  | 1 | 1  | 1   | 0   | 2      |
| 1-20  | at Colorado St. | 19  | 2-9  | .222 | 1-6      | .167  | 0-0 | .000  | 0-0  | 0  | 2 | 2  | 1   | 0   | 5      |
| 1-22  | at Wyoming      | 18  | 2-3  | .667 | 0-0      | .000  | 2-2 | 1.000 | 0-0  | 0  | 1 | 1  | 0   | 0   | 6      |
| 1-27  | AIR FORCE       | 20  | 4-8  | .500 | 1-3      | .333  | 0-0 | .000  | 0-1  | 1  | 5 | 2  | 0   | 0   | 9      |
| 1-29  | NEW MEXICO      | 17  | 4-6  | .667 | 4-5      | .800  | 2-2 | 1.000 | 0-0  | 0  | 2 | 0  | 1   | 0   | 14     |
| 2-3   | at BYU          | 18  | 1-6  | .167 | 1-5      | .200  | 0-0 | .000  | 4-0  | 4  | 2 | 0  | 2   | 0   | 3      |
| 2-5   | at Utah         | 13  | 1-5  | .200 | 0-2      | .000  | 3-4 | .750  | 0-0  | 0  | 1 | 0  | 1   | 0   | 5      |
| 2-10  | UVSC            | 18  | 5-9  | .556 | 3-5      | .600  | 0-0 | .000  | 0-0  | 0  | 1 | 0  | 0   | 0   | 13     |
| 2-12  | at UNLV         | 22  | 2-7  | .286 | 0-3      | .000  | 2-2 | 1.000 | 0-0  | 0  | 1 | 1  | 0   | 0   | 6      |
| 2-17  | WYOMING         |     |      |      |          |       |     |       |      |    |   |    |     |     | DNP-IJ |
| 2-19  | COLO. ST.       |     |      |      |          |       |     |       |      |    |   |    |     |     | DNP-IJ |
| 2-24  | at New Mexico   |     |      |      |          |       |     |       |      |    |   |    |     |     | DNP-IJ |
| 2-26  | at Air Force    |     |      |      |          |       |     |       |      |    |   |    |     |     | DNP-IJ |
| 3-3   | UTAH            |     |      |      |          |       |     |       |      |    |   |    |     |     | DNP-IJ |
| 3-5   | BYU             | 8   | 1-2  | .500 | 0-1      | .000  | 0-0 | .000  | 0-0  | 0  | 1 | 0  | 0   | 0   | 2      |

### ■ Career & Season Highs

#### Points

Career .....15, at UC Irvine (12-2-03)  
Season .....14, two times

#### Rebounds

Career .....4, at BYU (2-3-05)  
Season .....4, at BYU (2-3-05)

#### Assists

Career .....4, vs. CS Fullerton (12-18-04)  
Season .....4, vs. CS Fullerton (12-18-04)

#### Steals

Career .....4, vs. CS Fullerton (12-18-04)  
Season .....4, vs. CS Fullerton (12-18-04)

#### Blocks

Career .....2, at Kansas (12-28-04)  
Season .....2, at Kansas (12-28-04)

#### Field Goals

Career .....5, three times  
Season .....5, two times

#### Field Goal Attempts

Career .....12, at UC Irvine (12-2-03)  
Season .....10, at Kansas (12-28-04)

#### 3-Point Field Goals

Career .....5, at UC Irvine (12-2-03)  
Season .....4, two times

#### 3-Point Field Goal Attempts

Career .....8, two times  
Season .....8, vs. Canisius (1-4-05)

#### Free Throws

Career .....9, vs. Nevada (11-24-03)  
Season .....3, two times

#### Free Throw Attempts

Career .....12, vs. Nevada (11-24-03)  
Season .....4, two times

### ■ Miscellaneous Stats

Double-Figure Scoring Games .....6

Double-Figure Rebounding Games .....0

Double-Doubles .....0

### Huettl's Career Statistics

| Year          | GP-GS       | MIN-AVG         | FG-A          | PCT         | 3P-A          | PCT         | FT-A         | PCT         | REB       | AVG        | PF-FO       | A         | TO        | BLK      | STL       | TP         | AVG        |
|---------------|-------------|-----------------|---------------|-------------|---------------|-------------|--------------|-------------|-----------|------------|-------------|-----------|-----------|----------|-----------|------------|------------|
| 2003-04       | 11-1        | 228-20.7        | 18-56         | .321        | 15-40         | .375        | 15-18        | .833        | 14        | 1.3        | 12-0        | 9         | 12        | 0        | 8         | 66         | 6.0        |
| 2004-05       | 22-0        | 422-19.2        | 48-139        | .345        | 25-83         | .301        | 16-19        | .842        | 14        | 0.6        | 32-1        | 22        | 12        | 2        | 20        | 137        | 6.2        |
| <b>Totals</b> | <b>33-1</b> | <b>650-19.7</b> | <b>66-195</b> | <b>.338</b> | <b>40-123</b> | <b>.325</b> | <b>31-37</b> | <b>.838</b> | <b>28</b> | <b>0.8</b> | <b>44-1</b> | <b>31</b> | <b>24</b> | <b>2</b> | <b>28</b> | <b>203</b> | <b>6.2</b> |



# 2004-05 Updated Bios

Jersey No. **11**

## Kate Eveland

Freshman ■ 5-8 ■ Guard ■ Southlake, Texas (S. Carroll HS)



**Quickly:** A key addition for the Aztecs ... a true point guard, who is a good decision-maker and leader ... ability to push the tempo using her speed and ball-handling ability ... can create shots for teammates and can shoot from long range.

**Season Notes:** Averages 28.6 minutes per game, tied for second on the team ... 60-for-78 (.769) from the charity stripe in overall contests ... Aztecs' leader in assists with 59 and tied in steals with 52 ... one of two active SDSU players to have more assists than turnovers ... top five in the MWC in steals per game for both conference and overall outings ... led SDSU in assists in a team-best nine games.

**2004-05:** Started all but four games at the point ... had three assists in her official collegiate debut at USD ... scored 17 points in her home debut against Cal State Stanislaus, also adding four steals ... sealed the Aztecs' win over Northern Colorado, making all four of her free throws in the final 36 seconds ... played a career-high 38 minutes, scoring nine points and adding four rebounds and a pair of assists and steals versus Washington State ... tallied seven rebounds, seven points and three assists against Cal State Fullerton ... played all but two minutes against UC Riverside, tallying a season-best four assists and adding three steals ... scored eight points on a pair of threes and a perfect 2-for-2 performance at the line against Southern Utah, also adding three steals ... tied a season-best with four steals and added nine points and three assists in her MWC debut versus UNLV ... career-high five steals against Air Force ... career best six assists and six points in 18 minutes versus UVSC ... reached double-figures for the second time with 11 points on 4-for-7 shooting against Wyoming ... tied a career high and team season-high with five steals versus Colorado State.

### Eveland's ■ 2004-05 Game-By-Game

| Date  | Opponent        | Min | FG-A | Pct   | 3FG-APCT | FT-A  | Pct | O-D   | Tot. | PF | A | TO | Blk | Stl | Pts |
|-------|-----------------|-----|------|-------|----------|-------|-----|-------|------|----|---|----|-----|-----|-----|
| 11-23 | at San Diego    | 31  | 0-5  | .000  | 0-3      | .000  | 1-2 | .500  | 0-3  | 3  | 2 | 3  | 2   | 0   | 1   |
| 11-20 | CS STANISLAUS   | 33  | 6-10 | .600  | 2-5      | .400  | 3-4 | .750  | 0-0  | 0  | 1 | 2  | 3   | 0   | 17  |
| 12-4  | NO. COLO.       | 26  | 2-11 | .182  | 0-5      | .000  | 4-4 | 1.000 | 1-1  | 2  | 3 | 3  | 4   | 0   | 8   |
| 12-7  | at Nevada       | 35  | 0-7  | .000  | 0-3      | .000  | 4-5 | .800  | 0-1  | 1  | 4 | 1  | 1   | 0   | 4   |
| 12-11 | WASH. ST.       | 38  | 4-10 | .400  | 1-4      | .250  | 0-0 | .000  | 1-3  | 4  | 2 | 2  | 4   | 1   | 2   |
| 12-18 | CS FULLERTON    | 35  | 2-5  | .400  | 0-1      | .000  | 3-6 | .500  | 0-7  | 7  | 2 | 3  | 3   | 0   | 7   |
| 12-20 | UC RIVERSIDE    | 38  | 1-10 | .100  | 0-3      | .000  | 2-2 | 1.000 | 0-1  | 1  | 3 | 4  | 1   | 0   | 4   |
| 12-22 | at SMU          | 29  | 3-9  | .333  | 0-4      | .000  | 0-0 | .000  | 0-3  | 3  | 3 | 1  | 5   | 1   | 6   |
| 12-28 | at Kansas       | 29  | 3-8  | .375  | 0-3      | .000  | 0-0 | .000  | 0-1  | 1  | 3 | 0  | 1   | 0   | 6   |
| 12-30 | SO. UTAH        | 34  | 2-10 | .200  | 2-6      | .333  | 2-2 | 1.000 | 0-4  | 4  | 0 | 1  | 2   | 0   | 8   |
| 1-4   | CANISIUS        | 35  | 3-12 | .250  | 0-5      | .000  | 2-3 | .667  | 1-2  | 3  | 4 | 4  | 3   | 0   | 8   |
| 1-7   | E. WASH.        | 31  | 2-7  | .286  | 0-1      | .000  | 2-3 | .667  | 0-3  | 3  | 3 | 1  | 1   | 0   | 6   |
| 1-15  | UNLV            | 33  | 2-3  | .667  | 0-1      | .000  | 5-7 | .714  | 0-2  | 2  | 3 | 3  | 3   | 0   | 9   |
| 1-20  | at Colorado St. | 32  | 1-7  | .143  | 1-5      | .200  | 1-2 | .500  | 1-3  | 4  | 4 | 4  | 1   | 0   | 4   |
| 1-22  | at Wyoming      | 25  | 0-3  | .000  | 0-0      | .000  | 2-2 | 1.000 | 0-1  | 1  | 0 | 1  | 4   | 0   | 2   |
| 1-27  | AIR FORCE       | 24  | 1-5  | .200  | 0-1      | .000  | 5-6 | .833  | 1-0  | 1  | 2 | 1  | 0   | 0   | 5   |
| 1-29  | NEW MEXICO      | 24  | 1-4  | .250  | 0-0      | .000  | 5-7 | .714  | 0-1  | 1  | 4 | 3  | 3   | 0   | 1   |
| 2-3   | at BYU          | 27  | 2-6  | .333  | 1-1      | 1.000 | 0-0 | .000  | 0-0  | 0  | 1 | 0  | 1   | 0   | 3   |
| 2-5   | at Utah         | 27  | 3-6  | .500  | 1-3      | .333  | 2-2 | 1.000 | 1-0  | 1  | 3 | 3  | 1   | 0   | 9   |
| 2-10  | UVSC            | 18  | 2-3  | .667  | 0-0      | .000  | 2-3 | .667  | 2-0  | 2  | 2 | 6  | 0   | 0   | 6   |
| 2-12  | at UNLV         | 28  | 1-6  | .167  | 0-0      | .000  | 2-2 | 1.000 | 1-1  | 2  | 2 | 2  | 2   | 0   | 4   |
| 2-17  | WYOMING         | 30  | 4-7  | .571  | 1-2      | .500  | 2-2 | 1.000 | 0-4  | 4  | 3 | 1  | 1   | 0   | 11  |
| 2-19  | COLO. ST.       | 28  | 1-6  | .167  | 0-0      | .000  | 2-4 | .500  | 0-1  | 1  | 0 | 3  | 3   | 0   | 5   |
| 2-24  | at New Mexico   | 31  | 1-1  | 1.000 | 0-0      | .000  | 2-2 | 1.000 | 0-2  | 2  | 3 | 2  | 2   | 0   | 4   |
| 2-26  | at Air Force    | 28  | 1-5  | .200  | 0-0      | .000  | 5-6 | .833  | 0-2  | 2  | 2 | 1  | 1   | 1   | 7   |
| 3-3   | UTAH            | 15  | 0-1  | .000  | 0-1      | .000  | 0-0 | .000  | 0-2  | 2  | 3 | 2  | 2   | 0   | 0   |
| 3-5   | BYU             | 9   | 0-1  | .000  | 0-0      | .000  | 2-2 | 1.000 | 0-1  | 1  | 1 | 0  | 1   | 0   | 2   |

### ■ Career Highs

#### Points

.....17, vs. CS Stanislaus (11-30-04)

#### Rebounds

.....7, vs. CS Fullerton (12-18-04)

#### Assists

.....6, vs. Utah Valley St. (2-10-05)

#### Steals

.....5, two times

#### Blocks

.....1, three times

#### Field Goals

.....6, vs. CS Stanislaus (11-20-04)

#### Field Goal Attempts

.....12, vs. Canisius (1-4-05)

#### 3-Point Field Goals

.....2, two times

#### 3-Point Field Goal Attempts

.....6, vs. Southern Utah (12-30-04)

#### Free Throws

.....5, four times

#### Free Throw Attempts

.....7, two times

### ■ Miscellaneous Stats

Double-Figure Scoring Games .....2

Double-Figure Rebounding Games ....0

Double-Doubles .....0

### Eveland's Career Statistics

| Year    | GP-GS | MIN-AVG  | FG-A   | PCT  | 3P-A | PCT  | FT-A  | PCT  | REB | AVG | PF-FO | A  | TO | BLK | STL | TP  | AVG |
|---------|-------|----------|--------|------|------|------|-------|------|-----|-----|-------|----|----|-----|-----|-----|-----|
| 2004-05 | 27-20 | 773-28.6 | 48-168 | .286 | 9-57 | .158 | 60-78 | .769 | 58  | 2.1 | 63-0  | 59 | 55 | 3   | 52  | 165 | 6.1 |
| Total   | 27-20 | 773-28.6 | 48-168 | .286 | 9-57 | .158 | 60-78 | .769 | 58  | 2.1 | 63-0  | 59 | 55 | 3   | 52  | 165 | 6.1 |

# 2004-05 Updated Bios

**Jersey No.**  
**12**

## Lindsay Goldblatt

**Junior ■ 5-5 ■ Guard ■ West Hills, Calif. (Moorpark JC)**



**Quickly:** Joined the team as a walk-on in mid-October ... will give the Aztecs added depth at the guard spot ... a quick defender, who played two years on the junior college level.

**2004-05:** Did not play in the opener at USD ... first official action against Cal State Stanislaus, making one of her two free throws and tallying a steal ... played two minutes, recording her first career rebound against Washington State ... converted on a three-point play against UC Riverside and also added a steal ... 10 minutes at SMU, Kansas ... two rebounds and an assist in six minutes in the win over Eastern Washington.... played 10 minutes at Wyoming ... one rebound at Utah ... three-pointer and a steal in nine minutes against UVSC ... 1-for-2 from the free-throw line at Air Force, her first career free throw attempts.

**At Moorpark Junior College (2002-04):** Played both basketball and softball at Moorpark Junior College in Moorpark, Calif. ... basketball team captain her second season, earned first team all-conference honors ... led the Lady Raiders in assists, three-point and free throw percentage ... tops in the Western State Conference in assists ... Antelope Valley Holiday all-Tournament pick ... team co-MVP ... as a freshman, Moorpark finished in the top 16 in the state.

**High School:** Lettered in basketball, softball and volleyball at El Camino Real High School in Woodland Hills, Calif. ... three-time second team all-league selection in basketball ... helped El Camino to a league title as a sophomore ... team captain for the 2001-02 campaign ... all-league two years in softball ... played volleyball in 2000 ... scholar-athlete.

**Personal:** Lindsay Caryn Goldblatt was born in Los Angeles, Calif. ... daughter of Susie Goldblatt ... has a twin sister Catie, who also attends San Diego State ... majoring in kinesiology.

### Goldblatt's ■ 2004-05 Game-By-Game

| Date  | Opponent        | Min | FG-A | Pct   | 3FG-APCT | FT-A Pct | O-D Tot. | PF    | A   | TO | Blk | Stl | Pts |
|-------|-----------------|-----|------|-------|----------|----------|----------|-------|-----|----|-----|-----|-----|
| 11-23 | at San Diego    |     |      |       |          |          |          |       |     |    |     |     |     |
|       |                 |     |      |       |          |          |          |       |     |    |     |     |     |
| 11-20 | CS STANISLAUS   | 2   | 0-0  | .000  | 0-0      | .000     | 1-2      | .500  | 0-0 | 0  | 0   | 0   | 1   |
| 12-4  | NO. COLO.       |     |      |       |          |          |          |       |     |    |     |     |     |
|       |                 |     |      |       |          |          |          |       |     |    |     |     |     |
| 12-7  | at Nevada       |     |      |       |          |          |          |       |     |    |     |     |     |
| 12-11 | WASH. ST.       | 2   | 0-0  | .000  | 0-0      | .000     | 0-0      | .000  | 0-1 | 1  | 1   | 0   | 0   |
| 12-18 | CS FULLERTON    | 5   | 0-0  | .000  | 0-0      | .000     | 0-0      | .000  | 1-0 | 1  | 0   | 0   | 1   |
| 12-20 | UC RIVERSIDE    | 2   | 1-1  | 1.000 | 0-0      | .000     | 1-1      | 1.000 | 0-0 | 0  | 0   | 0   | 1   |
| 12-22 | at SMU          | 10  | 0-0  | .000  | 0-0      | .000     | 0-0      | .000  | 0-0 | 0  | 0   | 0   | 0   |
| 12-28 | at Kansas       | 10  | 0-1  | .000  | 0-0      | .000     | 0-0      | .000  | 0-0 | 0  | 2   | 0   | 0   |
| 12-30 | SO. UTAH        | 2   | 0-0  | .000  | 0-0      | .000     | 0-0      | .000  | 0-0 | 0  | 0   | 1   | 0   |
| 1-4   | CANISIUS        | 3   | 0-0  | .000  | 0-0      | .000     | 0-0      | .000  | 0-0 | 0  | 0   | 0   | 1   |
| 1-7   | E. WASH.        | 6   | 0-0  | .000  | 0-0      | .000     | 0-0      | .000  | 0-2 | 2  | 0   | 1   | 0   |
| 1-15  | UNLV            | 1   | 0-0  | .000  | 0-0      | .000     | 0-0      | .000  | 0-0 | 0  | 0   | 0   | 0   |
| 1-20  | at Colorado St. |     |      |       |          |          |          |       |     |    |     |     |     |
|       |                 |     |      |       |          |          |          |       |     |    |     |     |     |
| 1-22  | at Wyoming      | 10  | 0-0  | .000  | 0-0      | .000     | 0-0      | .000  | 0-1 | 1  | 0   | 0   | 1   |
| 1-27  | AIR FORCE       |     |      |       |          |          |          |       |     |    |     |     |     |
|       |                 |     |      |       |          |          |          |       |     |    |     |     |     |
| 1-29  | NEW MEXICO      | 2   | 0-0  | .000  | 0-0      | .000     | 0-0      | .000  | 0-0 | 0  | 0   | 0   | 0   |
| 2-3   | at BYU          |     |      |       |          |          |          |       |     |    |     |     |     |
|       |                 |     |      |       |          |          |          |       |     |    |     |     |     |
| 2-5   | at Utah         | 2   | 0-0  | .000  | 0-0      | .000     | 0-0      | .000  | 0-1 | 1  | 0   | 0   | 0   |
| 2-10  | UVSC            | 9   | 1-2  | .500  | 1-2      | .500     | 0-0      | .000  | 0-0 | 0  | 0   | 1   | 0   |
| 2-12  | at UNLV         | 2   | 0-0  | .000  | 0-0      | .000     | 0-0      | .000  | 0-0 | 0  | 1   | 0   | 0   |
| 2-17  | WYOMING         | 4   | 0-0  | .000  | 0-0      | .000     | 0-0      | .000  | 0-1 | 1  | 1   | 0   | 0   |
| 2-19  | COLO. ST.       |     |      |       |          |          |          |       |     |    |     |     |     |
|       |                 |     |      |       |          |          |          |       |     |    |     |     |     |
| 2-24  | at New Mexico   |     |      |       |          |          |          |       |     |    |     |     |     |
|       |                 |     |      |       |          |          |          |       |     |    |     |     |     |
| 2-26  | at Air Force    | 3   | 0-0  | .000  | 0-0      | .000     | 1-2      | .500  | 0-0 | 0  | 0   | 0   | 1   |
| 3-3   | UTAH            | 1   | 0-0  | .000  | 0-0      | .000     | 0-0      | .000  | 0-0 | 0  | 0   | 0   | 0   |
| 3-5   | BYU             |     |      |       |          |          |          |       |     |    |     |     |     |
|       |                 |     |      |       |          |          |          |       |     |    |     |     |     |

### ■ Aztec Career Highs

#### Points

.....3, two times

#### Rebounds

.....2, vs. Eastern Washington (1-7-05)

#### Assists

.....1, vs. Eastern Washington (1-7-05)

#### Steals

.....1, four times

#### Blocks

.....N/A

#### Field Goals

.....1, two times

#### Field Goal Attempts

.....2, vs. Utah Valley State (2-10-05)

#### 3-Point Field Goals

.....1, vs. Utah Valley State (2-10-05)

#### 3-Point Field Goal Attempts

.....2, vs. Utah Valley State (2-10-05)

#### Free Throws

.....1, three times

#### Free Throw Attempts

.....2, two times

### ■ Miscellaneous Stats

Double-Figure Scoring Games .....0

Double-Figure Rebounding Games ....0

Double-Doubles .....0

### Goldblatt's Aztec Career Statistics

| Year         | GP-GS       | MIN-AVG       | FG-A       | PCT         | 3P-A       | PCT         | FT-A       | PCT         | REB      | AVG        | PF-FO      | A        | TO       | BLK      | STL      | TP       | AVG        |
|--------------|-------------|---------------|------------|-------------|------------|-------------|------------|-------------|----------|------------|------------|----------|----------|----------|----------|----------|------------|
| 2004-05      | 18-0        | 76-4.2        | 2-4        | .500        | 1-2        | .500        | 3-5        | .600        | 7        | 0.4        | 5-0        | 1        | 9        | 0        | 4        | 8        | 0.4        |
| <b>Total</b> | <b>18-0</b> | <b>76-4.2</b> | <b>2-4</b> | <b>.500</b> | <b>1-2</b> | <b>.500</b> | <b>3-5</b> | <b>.600</b> | <b>7</b> | <b>0.4</b> | <b>5-0</b> | <b>1</b> | <b>9</b> | <b>0</b> | <b>4</b> | <b>8</b> | <b>0.4</b> |

**Jersey No.**  
**13**

## Marin McCue

Freshman ■ 6-1 ■ Guard/Forward ■ Calgary, Alb. (Springbank HS)



**Quickly:** An outstanding prep player out of Canada ... will play the wing position for the Aztecs ... has a tremendous feel for the game ... extremely versatile player, who is a threat from all areas of the court ... ability to hit the three and drive the lane ... basketball junkie, whose love for the game can easily be seen.

**Season Notes:** Fourth on the team in three-pointers with 13 ... pair of double-figure scoring outings, both in league action ... has been to the free-throw line the fewest of any Aztec on the active roster ... led the team in assists in one outing.

**2004-05:** Played eight minutes in the season-opener at USD ... scored her first collegiate points against Cal State Stanislaus, finishing with six points and six boards on Nov. 30 ... season-best eight points, three assists and logged her first career steal versus Northern Colorado ... first career start at SMU ... first career MWC game at BYU, logging five minutes and grabbing one rebound ... three-pointer in 14 minutes at Utah ... hit both of her three-point attempts and added two assists, two boards and a steal against UVSC ... matched career high with eight points, with six coming on threes, and added two assists and a steal in 12 minutes at UNLV ... reached double-figures in scoring for the first time in her career in back-to-back games, scoring 11 points at New Mexico and Air Force ... 4-for-8 from the field against the Lobos with three rebounds ... made four of her five shots, including 3-of-4 from beyond the arc versus the Falcons in just 15 minutes of action.

### McCue's ■ 2004-05 Game-By-Game

| Date  | Opponent        | Min | FG-A | Pct  | 3FG-APCT | FT-A  | Pct | O-D   | Tot. | PF | A | TO | Blk | Stl | Pts |
|-------|-----------------|-----|------|------|----------|-------|-----|-------|------|----|---|----|-----|-----|-----|
| 11-23 | at San Diego    | 8   | 0-3  | .000 | 0-2      | .000  | 0-0 | .000  | 0-2  | 2  | 1 | 0  | 0   | 0   | 0   |
| 11-30 | CS STANISLAUS   | 18  | 2-10 | .200 | 1-4      | .250  | 1-2 | .500  | 3-3  | 6  | 3 | 2  | 2   | 0   | 6   |
| 12-4  | NO. COLO.       | 22  | 3-9  | .333 | 2-7      | .286  | 0-0 | .000  | 2-4  | 6  | 3 | 3  | 3   | 0   | 1   |
| 12-7  | at Nevada       | 13  | 2-6  | .333 | 1-4      | .250  | 0-0 | .000  | 0-2  | 2  | 0 | 0  | 3   | 0   | 5   |
| 12-11 | WASH. ST.       | 13  | 1-4  | .250 | 0-3      | .000  | 0-0 | .000  | 0-1  | 1  | 1 | 0  | 0   | 0   | 2   |
| 12-18 | CS FULLERTON    | 25  | 1-5  | .200 | 0-1      | .000  | 0-0 | .000  | 0-0  | 0  | 2 | 2  | 2   | 0   | 2   |
| 12-20 | UC RIVERSIDE    | 10  | 1-4  | .250 | 0-1      | .000  | 0-0 | .000  | 0-1  | 1  | 2 | 2  | 0   | 0   | 2   |
| 12-22 | at SMU          | 22  | 0-3  | .000 | 0-1      | .000  | 0-0 | .000  | 0-4  | 4  | 2 | 1  | 1   | 1   | 0   |
| 12-28 | at Kansas       |     |      |      |          |       |     |       |      |    |   |    |     |     | DNP |
| 12-30 | SO. UTAH        |     |      |      |          |       |     |       |      |    |   |    |     |     | DNP |
| 1-4   | CANISIUS        |     |      |      |          |       |     |       |      |    |   |    |     |     | DNP |
| 1-7   | E. WASH.        |     |      |      |          |       |     |       |      |    |   |    |     |     | DNP |
| 1-15  | UNLV            |     |      |      |          |       |     |       |      |    |   |    |     |     | DNP |
| 1-20  | at Colorado St. |     |      |      |          |       |     |       |      |    |   |    |     |     | DNP |
| 1-22  | at Wyoming      |     |      |      |          |       |     |       |      |    |   |    |     |     | DNP |
| 1-27  | AIR FORCE       |     |      |      |          |       |     |       |      |    |   |    |     |     | DNP |
| 1-29  | NEW MEXICO      |     |      |      |          |       |     |       |      |    |   |    |     |     | DNP |
| 2-3   | at BYU          | 5   | 0-0  | .000 | 0-0      | .000  | 0-0 | .000  | 0-1  | 1  | 1 | 0  | 0   | 0   | 0   |
| 2-5   | at Utah         | 14  | 1-4  | .250 | 1-3      | .333  | 0-0 | .000  | 1-0  | 1  | 2 | 0  | 3   | 0   | 3   |
| 2-10  | UVSC            | 15  | 2-4  | .500 | 2-2      | 1.000 | 0-0 | .000  | 1-1  | 2  | 3 | 2  | 2   | 0   | 6   |
| 2-12  | at UNLV         | 12  | 3-4  | .750 | 2-3      | .667  | 0-0 | .000  | 0-0  | 0  | 2 | 2  | 0   | 0   | 8   |
| 2-17  | WYOMING         | 13  | 1-4  | .250 | 0-2      | .000  | 0-0 | .000  | 0-2  | 2  | 0 | 0  | 2   | 0   | 2   |
| 2-19  | COLO. ST.       | 13  | 0-3  | .000 | 0-2      | .000  | 0-0 | .000  | 0-1  | 1  | 0 | 0  | 0   | 0   | 1   |
| 2-24  | at New Mexico   | 22  | 4-8  | .500 | 1-5      | .200  | 2-2 | 1.000 | 0-3  | 3  | 3 | 0  | 1   | 0   | 11  |
| 2-26  | at Air Force    | 15  | 4-5  | .800 | 3-4      | .750  | 0-0 | .000  | 0-0  | 0  | 0 | 0  | 2   | 0   | 11  |
| 3-3   | UTAH            | 6   | 0-1  | .000 | 0-1      | .000  | 0-0 | .000  | 0-1  | 1  | 1 | 0  | 0   | 0   | 6   |
| 3-5   | BYU             | 9   | 1-2  | .500 | 0-1      | .000  | 0-0 | .000  | 0-1  | 1  | 1 | 0  | 2   | 0   | 2   |

### ■ Aztec Career Highs

#### Points

.....11, two times

#### Rebounds

.....6, two times

#### Assists

.....3, vs. Northern Colorado (12-4-04)

#### Steals

.....1, five times

#### Blocks

.....1, at SMU (12-22-04)

#### Field Goals

.....4, two times

#### Field Goal Attempts

.....10, vs. CS Stanislaus (11-30-04)

#### 3-Point Field Goals

.....3, at Air Force (2-26-05)

#### 3-Point Field Goal Attempts

.....7, vs. Northern Colorado (12-4-04)

#### Free Throws

.....2, at New Mexico (2-24-05)

#### Free Throw Attempts

.....2, two times

### ■ Miscellaneous Stats

Double-Figure Scoring Games .....2

Double-Figure Rebounding Games .....0

Double-Doubles .....0

### McCue's Career Statistics

| Year         | GP-GS       | MIN-AVG         | FG-A         | PCT         | 3P-A         | PCT         | FT-A       | PCT         | REB       | AVG        | PF-FO       | A         | TO        | BLK      | STL      | TP        | AVG        |
|--------------|-------------|-----------------|--------------|-------------|--------------|-------------|------------|-------------|-----------|------------|-------------|-----------|-----------|----------|----------|-----------|------------|
| 2004-05      | 18-1        | 255-14.2        | 26-79        | .329        | 13-46        | .283        | 3-4        | .750        | 34        | 1.9        | 27-0        | 14        | 23        | 1        | 6        | 68        | 3.8        |
| <b>Total</b> | <b>18-1</b> | <b>255-14.2</b> | <b>26-79</b> | <b>.329</b> | <b>13-46</b> | <b>.283</b> | <b>3-4</b> | <b>.750</b> | <b>34</b> | <b>1.9</b> | <b>27-0</b> | <b>14</b> | <b>23</b> | <b>1</b> | <b>6</b> | <b>68</b> | <b>3.8</b> |

**Jersey No. 20 Michelle Strawberry**  
**Junior ■ 5-10 ■ Guard ■ Corona, Calif. (Centennial HS)**



**Quickly:** One of four upperclassmen on this year's squad, but has just one year of collegiate playing time under her belt ... a vocal player, who has a strong floor presence ... plays the wing position ... an athletic player who can drive toward the basket ... one of team's most improved players ... candidate for all-league honors.

**Season Notes:** First on the team in scoring in league outings with 12.9 points per contest, sitting eighth in the MWC ... Aztecs' second-leading scorer (ppg.) in overall games, but is first in points with 273, over 100 more than her total a year ago ... 31 three-pointers, including 28 in league play, after making just nine in 2003-04 ... team-high 13 double-figure scoring outings, including two games with 20 or more points ... SDSU's high scorer in eight games ... only Aztec to play and start in all 27 contests.

**2004-05:** Matched a then career high with 11 field goal attempts in the win over Cal State Stanislaus ... scored all seven of her points on eight free-throw attempts versus Northern Colorado ... career-high six assists to go with 11 points and three rebounds in 29 minutes at Nevada ... solid all-around game against UC Riverside, contributing nine points on 4-of-9 shooting, six rebounds and three steals ... season-high 12 points, including two threes, at Kansas ... one of four Aztecs in double-figures, scoring 11 in the win over UNLV on Jan. 15 ... also tied a team game-high with four rebounds and was a perfect 4-for-4 from the line against the Lady Rebels ... career high 20 points, including four three-pointers, at Colorado State ... 12 points at Wyoming, versus New Mexico ... double-figure scoring in six of first seven conference games ... team game high 16 points, including 4-for-5 from beyond the arc, against UVSC ... 16 points, including a trio of threes, five rebounds and five assists versus Wyoming ... tied season-best with six boards vs. CSU ... career high 16 field-goal attempts at New Mexico, scoring 15 points and adding five rebounds ... career best 23 points in the victory at Air Force, going a perfect 3-for-3 from three-point land and 8-for-10 from the stripe ... 18 points, including a trio of threes, versus Utah ... 15 points against BYU, notching three triples for the third straight outing.

## Strawberry's ■ 2004-05 Game-By-Game

| Date  | Opponent        | Min | FG-A | Pct  | 3FG-APCT | FT-A Pct | O-D Tot.  | PF  | A | TO | Blk | Stl | Pts |   |    |
|-------|-----------------|-----|------|------|----------|----------|-----------|-----|---|----|-----|-----|-----|---|----|
| 11-23 | at San Diego    | 20  | 0-8  | .000 | 0-5      | .000     | 5-6 .833  | 1-0 | 1 | 3  | 0   | 3   | 0   | 2 | 5  |
| 11-30 | CS STANISLAUS   | 17  | 3-11 | .273 | 0-1      | .000     | 1-4 .250  | 1-3 | 4 | 4  | 2   | 0   | 0   | 1 | 7  |
| 12-4  | NO. COLO.       | 18  | 0-3  | .000 | 0-1      | .000     | 7-8 .875  | 1-3 | 4 | 3  | 2   | 1   | 0   | 1 | 7  |
| 12-7  | at Nevada       | 29  | 4-11 | .364 | 1-2      | .500     | 2-2 1.000 | 1-2 | 3 | 2  | 6   | 4   | 0   | 0 | 11 |
| 12-11 | WASH. ST.       | 21  | 1-7  | .143 | 0-2      | .000     | 1-2 .500  | 2-2 | 4 | 0  | 1   | 1   | 0   | 0 | 3  |
| 12-18 | CS FULLERTON    | 12  | 0-1  | .000 | 0-0      | .000     | 2-2 1.000 | 0-0 | 0 | 2  | 0   | 3   | 0   | 0 | 2  |
| 12-20 | UC RIVERSIDE    | 23  | 4-9  | .444 | 0-1      | .000     | 1-1 1.000 | 4-2 | 6 | 1  | 0   | 0   | 0   | 3 | 9  |
| 12-22 | at SMU          | 26  | 3-10 | .300 | 0-2      | .000     | 1-1 1.000 | 1-0 | 1 | 1  | 1   | 3   | 0   | 1 | 7  |
| 12-28 | at Kansas       | 26  | 4-8  | .500 | 2-3      | .667     | 2-2 1.000 | 0-1 | 1 | 3  | 0   | 2   | 0   | 0 | 12 |
| 12-30 | SO. UTAH        | 20  | 2-6  | .333 | 0-1      | .000     | 0-0 .000  | 1-2 | 3 | 1  | 0   | 2   | 0   | 1 | 4  |
| 1-4   | CANISIUS        | 18  | 3-10 | .300 | 2-6      | .333     | 0-0 .000  | 1-0 | 1 | 1  | 0   | 0   | 0   | 0 | 8  |
| 1-7   | E. WASH.        | 17  | 1-5  | .200 | 0-1      | .000     | 0-0 .000  | 0-1 | 1 | 1  | 2   | 1   | 0   | 0 | 2  |
| 1-15  | UNLV            | 26  | 3-7  | .429 | 1-3      | .333     | 4-4 1.000 | 0-4 | 4 | 2  | 0   | 0   | 1   | 2 | 11 |
| 1-20  | at Colorado St. | 31  | 7-15 | .467 | 4-10     | .400     | 2-2 1.000 | 1-2 | 3 | 3  | 0   | 3   | 0   | 0 | 20 |
| 1-22  | at Wyoming      | 29  | 4-12 | .333 | 2-4      | .500     | 2-2 1.000 | 0-1 | 1 | 2  | 2   | 1   | 0   | 1 | 12 |
| 1-27  | AIR FORCE       | 22  | 2-6  | .333 | 1-1      | 1.000    | 0-0 .000  | 0-1 | 1 | 3  | 1   | 1   | 0   | 1 | 5  |
| 1-29  | NEW MEXICO      | 28  | 5-14 | .357 | 1-5      | .200     | 1-1 1.000 | 0-3 | 3 | 5  | 2   | 1   | 0   | 0 | 12 |
| 2-3   | at BYU          | 31  | 4-11 | .364 | 0-4      | .000     | 5-5 1.000 | 1-3 | 4 | 3  | 1   | 2   | 0   | 2 | 13 |
| 2-5   | at Utah         | 29  | 4-6  | .667 | 1-2      | .500     | 4-5 .800  | 0-0 | 0 | 3  | 2   | 2   | 0   | 0 | 13 |
| 2-10  | UVSC            | 22  | 5-10 | .500 | 4-5      | .800     | 2-2 1.000 | 0-4 | 4 | 3  | 4   | 1   | 0   | 3 | 16 |
| 2-12  | at UNLV         | 31  | 2-11 | .182 | 0-4      | .000     | 1-2 .500  | 0-1 | 1 | 3  | 1   | 4   | 0   | 3 | 5  |
| 2-17  | WYOMING         | 37  | 6-11 | .545 | 3-6      | .500     | 1-4 .250  | 2-3 | 5 | 3  | 5   | 2   | 0   | 1 | 16 |
| 2-19  | COLO. ST.       | 27  | 0-14 | .000 | 0-8      | .000     | 2-4 .500  | 1-5 | 6 | 1  | 2   | 2   | 0   | 0 | 2  |
| 2-24  | at New Mexico   | 30  | 7-16 | .438 | 0-4      | .000     | 1-2 .500  | 2-3 | 5 | 1  | 1   | 2   | 0   | 1 | 15 |
| 2-26  | at Air Force    | 33  | 6-9  | .667 | 3-3      | 1.000    | 8-10 .800 | 0-1 | 1 | 1  | 3   | 2   | 0   | 2 | 23 |
| 3-3   | UTAH            | 34  | 5-11 | .455 | 3-5      | .600     | 5-6 .833  | 1-3 | 4 | 2  | 0   | 4   | 0   | 0 | 18 |
| 3-5   | BYU             | 32  | 6-15 | .400 | 3-7      | .429     | 0-0 .000  | 0-3 | 3 | 1  | 4   | 2   | 0   | 2 | 15 |

## ■ Career & Season Highs

### Points

**Career** .....23, at Air Force (2-26-05)  
**Season**.....23, at Air Force (2-26-05)

### Rebounds

**Career** .....8, vs. UT-Martin (12-29-03)  
**Season** .....6, two times

### Assists

**Career** .....6, at Nevada (12-7-04)  
**Season** .....6, at Nevada (12-7-04)

### Steals

**Career** .....3, four times  
**Season** .....3, three times

### Blocks

**Career** .....N/A  
**Season** .....N/A

### Field Goals

**Career** .....7, three times  
**Season** .....7, two times

### Field Goal Attempts

**Career** .....16, at New Mexico (2-24-05)  
**Season** .....16, at New Mexico (2-24-05)

### 3-Point Field Goals

**Career** .....4, two times  
**Season** .....4, two times

### 3-Point Field Goal Attempts

**Career** ....10, at Colorado State (1-20-05)  
**Season**....10, at Colorado State (1-20-05)

### Free Throws

**Career** .....8, at Air Force (2-26-05)  
**Season** .....8, at Air Force (2-26-05)

### Free Throw Attempts

**Career** .....10, at Air Force (2-26-05)  
**Season**.....10, at Air Force (2-26-05)

## ■ Miscellaneous Stats

**Double-Figure Scoring Games** .....22

**Double-Figure Rebounding Games** ....0

**Double-Doubles** .....0

## Strawberry's Career Statistics

| Year         | GP-GS        | MIN-AVG          | FG-A           | PCT         | 3P-A          | PCT         | FT-A           | PCT         | REB        | AVG        | PF-FO       | A         | TO         | BLK      | STL       | TP         | AVG        |
|--------------|--------------|------------------|----------------|-------------|---------------|-------------|----------------|-------------|------------|------------|-------------|-----------|------------|----------|-----------|------------|------------|
| 2002-03      |              |                  |                |             |               |             | DNP            |             |            |            |             |           |            |          |           |            |            |
| 2003-04      | 27-10        | 521-19.3         | 49-137         | .358        | 9-38          | .237        | 40-62          | .645        | 60         | 2.2        | 37-1        | 26        | 51         | 0        | 14        | 147        | 5.4        |
| 2004-05      | 27-27        | 689-25.5         | 91-257         | .354        | 31-96         | .323        | 60-77          | .779        | 74         | 2.7        | 58-1        | 42        | 49         | 1        | 27        | 273        | 10.1       |
| <b>Total</b> | <b>54-37</b> | <b>1210-22.4</b> | <b>140-394</b> | <b>.355</b> | <b>40-134</b> | <b>.299</b> | <b>100-139</b> | <b>.719</b> | <b>134</b> | <b>2.5</b> | <b>95-2</b> | <b>68</b> | <b>100</b> | <b>1</b> | <b>41</b> | <b>420</b> | <b>7.8</b> |

Jersey No. **21**

## Veronica Shaw

Junior ■ 5-7 ■ Guard ■ Phoenix, Ariz. (Mountain Pointe HS)



**Quickly:** Returning starter and one of the team's best athletes, who contributes on both sides of the ball ... able to create plays with her speed ... can put pressure on opponents up the floor ... adds instant energy to the Aztec line-up ... only member of this year's squad to have played each of the last two seasons in an Aztec uniform ... was slowed by off-season knee surgery in 2003-04.

**Season Notes:** Career highs in assists, blocks, rebounds and steals ... third on the team in blocks and steals ... started 15 times, including nine in MWC play ... 29 of 48 steals in conference contests ... three double-figure scoring outings ... top rebounder in three contests for the Aztecs ... eight outings with a team game-high in assists ... ranked eighth (overall) and tied for sixth (conference) in steals per game.

**2004-05:** Scored three point in eight minutes in the opener with USD ... had a team-high five steals and tallied her first career blocks in the victory against Cal State Stanislaus ... also had eight points, three boards and two assists in only 17 minutes versus the Warriors ... season-best six rebounds to go with seven points and a pair of assists, steals and blocks against Washington State ... four assists against CS Fullerton ... Four boards, three steals and matched a season-high with eight points on 4-of-7 shooting versus Canisius ... season-high 11 points, going a perfect 5-for-5 from the field and adding four assists versus UNLV ... season-high five assists at Colorado State ... five steals for the second time in 2004-05 against Air Force ... nine points, four assists, four steals and three boards versus UVSC ... 10 points on 5-for-10 shooting and a team-best seven rebounds against Wyoming ... career best 19-point effort against Utah on March 3, scoring 11 in the first half alone ... was 7-for-10 from the field and 5-for-6 from the line against the Utes ... eight points and tied a career high with seven assists in the regular season finale with BYU ... seven assists are the most by an Aztec in a game this yera ... also had three steals in 30 minutes of action against the Cougars.

### Shaw's ■ 2004-05 Game-By-Game

| Date  | Opponent        | Min | FG-A | Pct   | 3FG-APCT | FT-A  | Pct | O-D   | Tot. | PF | A | TO | Blk | Stl | Pts |    |
|-------|-----------------|-----|------|-------|----------|-------|-----|-------|------|----|---|----|-----|-----|-----|----|
| 11-23 | at San Diego    | 8   | 0-0  | .000  | 0-0      | .000  | 3-4 | .750  | 0-1  | 1  | 2 | 0  | 5   | 0   | 1   | 3  |
| 11-30 | CS STANISLAUS   | 17  | 3-7  | .429  | 0-0      | .000  | 2-2 | 1.000 | 2-1  | 3  | 2 | 2  | 0   | 2   | 5   | 8  |
| 12-4  | NO. COLO.       | 9   | 2-5  | .400  | 0-1      | .000  | 0-0 | .000  | 1-1  | 2  | 3 | 1  | 2   | 0   | 2   | 4  |
| 12-7  | at Nevada       | 13  | 0-1  | .000  | 0-0      | .000  | 0-0 | .000  | 0-0  | 0  | 1 | 0  | 2   | 0   | 0   | 0  |
| 12-11 | WASH. ST.       | 29  | 3-11 | .273  | 0-1      | .000  | 1-2 | .500  | 5-1  | 6  | 5 | 2  | 1   | 2   | 2   | 7  |
| 12-18 | CS FULLERTON    | 28  | 3-9  | .333  | 1-2      | .500  | 0-0 | .000  | 2-3  | 5  | 1 | 4  | 1   | 1   | 1   | 7  |
| 12-20 | UC RIVERSIDE    | 28  | 1-7  | .143  | 0-1      | .000  | 1-2 | .500  | 0-1  | 1  | 3 | 0  | 3   | 0   | 0   | 3  |
| 12-22 | at SMU          | 13  | 0-1  | .000  | 0-1      | .000  | 0-1 | .000  | 1-0  | 1  | 4 | 1  | 1   | 0   | 0   | 0  |
| 12-28 | at Kansas       | 19  | 2-6  | .333  | 0-1      | .000  | 0-1 | .000  | 2-1  | 3  | 4 | 3  | 2   | 0   | 2   | 4  |
| 12-30 | SO. UTAH        | 25  | 0-3  | .000  | 0-0      | .000  | 2-2 | 1.000 | 3-2  | 5  | 3 | 3  | 2   | 1   | 2   | 2  |
| 1-4   | CANISIUS        | 25  | 4-7  | .571  | 0-0      | .000  | 0-1 | .000  | 3-1  | 4  | 2 | 1  | 1   | 0   | 3   | 8  |
| 1-7   | E. WASH.        | 20  | 2-8  | .250  | 0-2      | .000  | 0-1 | .000  | 1-3  | 4  | 4 | 3  | 2   | 0   | 1   | 4  |
| 1-15  | UNLV            | 21  | 5-5  | 1.000 | 0-0      | .000  | 1-2 | .500  | 1-1  | 2  | 1 | 4  | 6   | 1   | 2   | 11 |
| 1-20  | at Colorado St. | 22  | 0-3  | .000  | 0-0      | .000  | 0-0 | .000  | 2-2  | 4  | 1 | 5  | 1   | 0   | 3   | 0  |
| 1-22  | at Wyoming      | 26  | 2-4  | .500  | 1-1      | 1.000 | 0-0 | .000  | 1-2  | 3  | 3 | 0  | 1   | 0   | 1   | 5  |
| 1-27  | AIR FORCE       | 26  | 0-4  | .000  | 0-0      | .000  | 2-2 | 1.000 | 0-1  | 1  | 3 | 2  | 4   | 0   | 5   | 2  |
| 1-29  | NEW MEXICO      | 25  | 0-3  | .000  | 0-1      | .000  | 0-0 | .000  | 0-2  | 2  | 3 | 1  | 5   | 0   | 2   | 0  |
| 2-3   | at BYU          | 24  | 3-5  | .600  | 0-2      | .000  | 0-2 | .000  | 1-1  | 2  | 4 | 0  | 1   | 0   | 2   | 6  |
| 2-5   | at Utah         | 14  | 0-1  | .000  | 0-0      | .000  | 0-0 | .000  | 0-0  | 0  | 3 | 0  | 3   | 0   | 2   | 0  |
| 2-10  | UVSC            | 21  | 3-5  | .600  | 1-1      | 1.000 | 2-2 | 1.000 | 0-3  | 3  | 2 | 4  | 1   | 1   | 4   | 9  |
| 2-12  | at UNLV         | 18  | 1-3  | .333  | 0-0      | .000  | 2-2 | 1.000 | 2-2  | 4  | 3 | 1  | 5   | 0   | 1   | 4  |
| 2-17  | WYOMING         | 33  | 5-10 | .500  | 0-1      | .000  | 0-1 | .000  | 1-6  | 7  | 4 | 3  | 1   | 0   | 2   | 10 |
| 2-19  | COLO. ST.       | 31  | 4-9  | .444  | 0-1      | .000  | 0-2 | .000  | 2-2  | 4  | 2 | 0  | 2   | 0   | 1   | 8  |
| 2-24  | at New Mexico   | 24  | 1-4  | .250  | 0-0      | .000  | 3-5 | .600  | 0-3  | 3  | 2 | 2  | 2   | 0   | 0   | 5  |
| 2-26  | at Air Force    | 21  | 2-3  | .667  | 0-1      | .000  | 1-1 | 1.000 | 0-1  | 1  | 5 | 0  | 3   | 0   | 0   | 5  |
| 3-3   | UTAH            | 29  | 7-10 | .700  | 0-1      | .000  | 5-6 | .833  | 0-3  | 3  | 5 | 0  | 7   | 0   | 1   | 19 |
| 3-5   | BYU             | 30  | 2-6  | .333  | 0-0      | .000  | 4-6 | .667  | 0-1  | 1  | 1 | 7  | 4   | 0   | 3   | 8  |

### ■ Season & Career Highs

#### Points

Career .....19, vs. Utah (3-3-05)  
Season .....19, vs. Utah (3-3-05)

#### Rebounds

Career .....9, vs. Colorado State (2-6-03)  
Season .....7, vs. Wyoming (2-17-05)

#### Assists

Career .....7, at Air Force (2-1-03)  
Season .....7, vs. BYU (3-5-05)

#### Steals

Career .....8, at Sac. State (1-11-03)  
Season .....5, two times

#### Blocks

Career .....2, two times  
Season .....2, two times

#### Field Goals

Career ..8, vs. CSU Northridge (12-28-02)  
Season .....7, vs. Utah (3-3-05)

#### Field Goal Attempts

Career .....16, at Sac. State (1-11-03)  
Season .....11, vs. Wash. St. (12-11-04)

#### 3-Point Field Goals

Career .....1, four times  
Season .....1, three times

#### 3-Point Field Goal Attempts

Career .....2, three times  
Season .....2, three times

#### Free Throws

Career .....7, at New Mexico (1-30-03)  
Season .....5, vs. Utah (3-3-05)

#### Free Throw Attempts

Career .....10, two times  
Season .....6, two times

### ■ Miscellaneous Stats

Double-Figure Scoring Games .....14

Double-Figure Rebounding Games .....0

Double-Doubles .....0

### Shaw's Career Statistics

| Year         | GP-GS        | MIN-AVG          | FG-A           | PCT         | 3P-A        | PCT         | FT-A          | PCT         | REB        | AVG        | PF-FO        | A          | TO         | BLK      | STL        | TP         | AVG        |
|--------------|--------------|------------------|----------------|-------------|-------------|-------------|---------------|-------------|------------|------------|--------------|------------|------------|----------|------------|------------|------------|
| 2002-03      | 21-14        | 432-20.6         | 61-138         | .442        | 1-5         | .200        | 36-64         | .563        | 48         | 2.3        | 43-0         | 40         | 51         | 0        | 41         | 159        | 7.6        |
| 2003-04      | 25-12        | 512-20.5         | 41-93          | .441        | 0-6         | .000        | 20-43         | .465        | 49         | 2.0        | 51-2         | 39         | 41         | 0        | 38         | 102        | 4.1        |
| 2004-05      | 27-15        | 609-22.6         | 55-140         | .393        | 3-18        | .167        | 29-47         | .617        | 75         | 2.8        | 76-3         | 49         | 68         | 8        | 48         | 142        | 5.3        |
| <b>Total</b> | <b>73-41</b> | <b>1553-21.3</b> | <b>157-371</b> | <b>.423</b> | <b>4-29</b> | <b>.138</b> | <b>85-154</b> | <b>.552</b> | <b>172</b> | <b>2.4</b> | <b>170-5</b> | <b>128</b> | <b>160</b> | <b>8</b> | <b>127</b> | <b>403</b> | <b>5.5</b> |

# 2004-05 Updated Bios

Jersey No. **33**

## Jordie Smith

RS Freshman ■ 6-2 ■ Center ■ Ft. Collins, Colo. (Poudre HS)



**Quickly:** Used her redshirt season in 2003-04, after suffering a stress fracture in a vertebrae in her back ... unable to practice with the team most of the year ... a smart player who understands the game ... finds ways to get herself and others open ... athleticism displayed in high school, earning letters in three sports ... at 6-2, is one of the team's tallest players.

**2004-05:** Logged two minutes in her first career outing against Cal State Stanislaus ... scored her first career point and had three rebounds in five minutes against Washington State ... posted the best outing of her career thus far versus Cal State Fullerton, scoring nine points, including seven in the first half, and adding six rebounds in just 10 minutes ... went 4-for-6 from the floor and converted on her lone three-point attempt against the Titans ... four points, two boards at SMU ... four points, four rebounds and first career assist at Kansas ... first career block versus Southern Utah ... four points, two rebounds against UNLV on Jan. 15 ... scored seven points and had a team game-high five boards at Wyoming ... perfect 3-for-3 from the field for eight points against UVSC ... also added three steals and two boards in the win over the Wolverines ... four points in six minutes versus BYU.

### ■ Career Highs

#### Points

.....9, vs. CS Fullerton (12-18-04)

#### Rebounds

.....6, vs. CS Fullerton (12-18-04)

#### Assists

.....1, four times

#### Steals

.....2, two times

#### Blocks

.....1, four times

#### Field Goals

.....4, vs. CS Fullerton (12-18-04)

#### Field Goal Attempts

.....7, at Kansas (12-28-04)

#### 3-Point Field Goals

.....1, two times

#### 3-Point Field Goal Attempts

.....1, nine times

#### Free Throws

.....3, at Wyoming (1-22-05)

#### Free Throw Attempts

.....5, at Wyoming (1-22-05)

### ■ Miscellaneous Stats

Double-Figure Scoring Games .....0

Double-Figure Rebounding Games ....0

Double-Doubles .....0

### Smith's ■ 2004-05 Game-By-Game

| Date  | Opponent        | Min | FG-A | Pct   | 3FG-APCT | FT-A  | Pct | O-D   | Tot.   | PF | A | TO | Blk | Stl | Pts |
|-------|-----------------|-----|------|-------|----------|-------|-----|-------|--------|----|---|----|-----|-----|-----|
| 11-23 | at San Diego    |     |      |       |          |       |     |       | DNP-CD |    |   |    |     |     |     |
| 11-30 | CS STANISLAUS   | 2   | 0-0  | .000  | 0-0      | .000  | 0-0 | .000  | 0-0    | 0  | 1 | 0  | 0   | 0   | 0   |
| 12-4  | NO. COLO.       |     |      |       |          |       |     |       | DNP-CD |    |   |    |     |     |     |
| 12-7  | at Nevada       |     |      |       |          |       |     |       | DNP-CD |    |   |    |     |     |     |
| 12-11 | WASH. ST.       | 5   | 0-1  | .000  | 0-1      | .000  | 1-2 | .500  | 0-3    | 3  | 0 | 0  | 2   | 0   | 1   |
| 12-18 | CS FULLERTON    | 10  | 4-6  | .667  | 1-1      | 1.000 | 0-0 | .000  | 3-3    | 6  | 0 | 0  | 1   | 0   | 9   |
| 12-20 | UC RIVERSIDE    | 10  | 0-2  | .000  | 0-0      | .000  | 2-2 | 1.000 | 1-2    | 3  | 0 | 0  | 1   | 0   | 1   |
| 12-22 | at SMU          | 12  | 2-6  | .333  | 0-0      | .000  | 0-0 | .000  | 1-1    | 2  | 1 | 0  | 1   | 0   | 4   |
| 12-28 | at Kansas       | 22  | 2-7  | .286  | 0-1      | .000  | 0-0 | .000  | 2-2    | 4  | 4 | 1  | 2   | 0   | 4   |
| 12-30 | SO. UTAH        | 5   | 0-0  | .000  | 0-0      | .000  | 0-0 | .000  | 0-1    | 1  | 2 | 0  | 0   | 1   | 0   |
| 1-4   | CANISIUS        | 11  | 0-4  | .000  | 0-1      | .000  | 0-2 | .000  | 1-1    | 2  | 1 | 1  | 0   | 0   | 0   |
| 1-7   | E. WASH.        | 9   | 1-2  | .500  | 0-1      | .000  | 0-0 | .000  | 0-2    | 2  | 0 | 0  | 1   | 0   | 2   |
| 1-15  | UNLV            | 11  | 1-2  | .500  | 0-0      | .000  | 2-2 | 1.000 | 0-2    | 2  | 2 | 0  | 1   | 0   | 4   |
| 1-20  | at Colorado St. | 12  | 1-3  | .333  | 0-0      | .000  | 0-0 | .000  | 1-1    | 2  | 2 | 0  | 2   | 0   | 2   |
| 1-22  | at Wyoming      | 17  | 2-6  | .333  | 0-1      | .000  | 3-5 | .600  | 1-4    | 5  | 2 | 0  | 1   | 0   | 7   |
| 1-27  | AIR FORCE       | 10  | 0-1  | .000  | 0-0      | .000  | 1-2 | .500  | 0-1    | 1  | 1 | 0  | 0   | 1   | 1   |
| 1-29  | NEW MEXICO      | 15  | 0-2  | .000  | 0-0      | .000  | 0-0 | .000  | 2-0    | 2  | 2 | 1  | 4   | 1   | 2   |
| 2-3   | at BYU          | 2   | 0-0  | .000  | 0-0      | .000  | 0-0 | .000  | 0-0    | 0  | 3 | 0  | 1   | 0   | 0   |
| 2-5   | at Utah         | 11  | 2-4  | .500  | 0-1      | .000  | 1-3 | .333  | 0-2    | 2  | 3 | 0  | 0   | 0   | 5   |
| 2-10  | UVSC            | 18  | 3-3  | 1.000 | 1-1      | 1.000 | 1-2 | .500  | 1-1    | 2  | 1 | 0  | 2   | 0   | 8   |
| 2-12  | at UNLV         | 8   | 0-1  | .000  | 0-0      | .000  | 1-3 | .333  | 0-0    | 0  | 0 | 1  | 0   | 0   | 1   |
| 2-17  | WYOMING         | 2   | 0-0  | .000  | 0-0      | .000  | 2-2 | 1.000 | 0-0    | 0  | 0 | 0  | 0   | 0   | 2   |
| 2-19  | COLO. ST.       | 10  | 1-2  | .500  | 0-0      | .000  | 0-0 | .000  | 2-1    | 3  | 1 | 0  | 1   | 1   | 0   |
| 2-24  | at New Mexico   | 4   | 0-0  | .000  | 0-0      | .000  | 0-0 | .000  | 0-0    | 0  | 4 | 0  | 1   | 0   | 0   |
| 2-26  | at Air Force    | 9   | 0-0  | .000  | 0-0      | .000  | 1-2 | .500  | 1-1    | 2  | 2 | 0  | 2   | 0   | 1   |
| 3-3   | UTAH            | 14  | 0-3  | .000  | 0-1      | .000  | 0-0 | .000  | 0-0    | 0  | 1 | 0  | 0   | 1   | 0   |
| 3-5   | BYU             | 6   | 1-2  | .500  | 0-0      | .000  | 2-3 | .666  | 2-0    | 2  | 1 | 0  | 0   | 0   | 4   |

### Smith's Career Statistics

| Year          | GP-GS       | MIN-AVG        | FG-A         | PCT         | 3P-A       | PCT         | FT-A         | PCT         | REB       | AVG        | PF-FO       | A        | TO        | BLK      | STL       | TP        | AVG          |
|---------------|-------------|----------------|--------------|-------------|------------|-------------|--------------|-------------|-----------|------------|-------------|----------|-----------|----------|-----------|-----------|--------------|
| 2003-04       |             |                |              |             |            |             |              |             |           |            |             |          |           |          |           |           |              |
|               |             |                |              |             |            |             |              |             |           |            |             |          |           |          |           |           | DNP-Redshirt |
| 2004-05       | 24-0        | 235-9.8        | 20-57        | .351        | 2-9        | .222        | 17-30        | .567        | 46        | 1.9        | 34-0        | 4        | 24        | 5        | 10        | 59        | 2.5          |
| <b>Totals</b> | <b>24-0</b> | <b>235-9.8</b> | <b>20-57</b> | <b>.351</b> | <b>2-9</b> | <b>.222</b> | <b>17-30</b> | <b>.567</b> | <b>46</b> | <b>1.9</b> | <b>34-0</b> | <b>4</b> | <b>24</b> | <b>5</b> | <b>10</b> | <b>59</b> | <b>2.5</b>   |

Jersey No. **42**

## Lindsey Casey

Senior ■ 6-1 ■ Forward ■ Odessa, Texas (Midland JC)



**Quickly:** The team's lone senior and one of only two Aztecs with at least two seasons of collegiate basketball experience ... member of the 2001-02 University of Oklahoma squad which advanced to the NCAA title game ... transferred to Midland College in 2002-03, leading the team to a third-place finish at the national junior college tournament ... earned MWC all-academic honors for the 2003-04 campaign ... one of the Aztecs team captains along with Michelle Elliott.

**Season Notes:** Third in the conference in blocks per game with a 1.04 mark ... seventh in field-goal percentage in overall contests ... scored 10 or more points in a game 10 times ... led the squad in rebounding in eight outings and in assists six times ... missed just one start in the team's 26 games.

**2004-05:** Scored 12 points and seven rebounds against Northern Colorado ... career best four blocks and also added three assists on 6-of-8 shooting versus the Bears ... career-high five assists and four steals against Washington State ... career best 18 points, making seven of her 10 shots in the win over Cal State Fullerton ... also matched a career and season high with seven rebounds in 24 minutes versus the Titans ... led the team in rebounding (7) and steals (4) and tied in scoring (12) versus UC Riverside ... fourth double-figure scoring effort with a team-best 11 points and seven rebounds at SMU ... career high five steals in a win over Southern Utah ... team-high 13 points and seven rebounds and also added five steals, two blocks and two assists versus Air Force ... 12 points, six rebounds and three blocks against Wyoming ... 12 points for the second straight outing versus Colorado State, also tying a career best with seven rebounds and adding a trio of assists and steals ... matched career highs with 18 points, seven boards at Air Force ... team game-high seven rebounds, two assists and two blocks against Utah ... in her final career home game, tallied a career best 19 points on 9-of-15 shooting (both career bests) versus BYU ... also recorded five rebounds and two steals in a career-high 38 minutes against the Cougars.

### Casey's ■ 2004-05 Game-By-Game

| Date  | Opponent        | Min | FG-A | Pct   | 3FG-APCT | FT-A | Pct  | O-D  | Tot. | PF | A | TO | Blk | Stl | Pts |    |
|-------|-----------------|-----|------|-------|----------|------|------|------|------|----|---|----|-----|-----|-----|----|
| 11-23 | at San Diego    | 26  | 1-5  | .200  | 0-0      | .000 | 0-0  | .000 | 3-3  | 6  | 3 | 1  | 4   | 0   | 3   | 2  |
| 11-30 | CS STANISLAUS   | 25  | 4-6  | .667  | 0-0      | .000 | 1-3  | .333 | 1-5  | 6  | 2 | 3  | 1   | 3   | 1   | 9  |
| 12-4  | NO. COLO.       | 29  | 6-8  | .750  | 0-0      | .000 | 0-1  | .000 | 1-6  | 7  | 4 | 3  | 1   | 4   | 0   | 12 |
| 12-7  | at Nevada       | 31  | 4-8  | .500  | 0-0      | .000 | 1-3  | .333 | 1-5  | 6  | 3 | 2  | 2   | 0   | 2   | 9  |
| 12-11 | WASH. ST.       | 30  | 3-6  | .500  | 0-0      | .000 | 1-2  | .500 | 1-4  | 5  | 4 | 5  | 1   | 1   | 4   | 7  |
| 12-18 | CS FULLERTON    | 24  | 7-10 | .700  | 0-0      | .000 | 4-6  | .667 | 3-4  | 7  | 2 | 1  | 1   | 1   | 2   | 18 |
| 12-20 | UC RIVERSIDE    | 29  | 5-11 | .455  | 0-0      | .000 | 2-4  | .500 | 3-4  | 7  | 4 | 0  | 7   | 0   | 4   | 12 |
| 12-22 | at SMU          | 33  | 5-12 | .417  | 0-0      | .000 | 1-2  | .500 | 1-6  | 7  | 4 | 0  | 2   | 2   | 1   | 11 |
| 12-28 | at Kansas       | 28  | 3-5  | .600  | 0-0      | .000 | 0-0  | .000 | 2-5  | 7  | 2 | 3  | 8   | 1   | 0   | 6  |
| 12-30 | SO. UTAH        | 30  | 0-5  | .000  | 0-0      | .000 | 1-2  | .500 | 1-3  | 4  | 5 | 1  | 3   | 0   | 5   | 1  |
| 1-4   | CANISIUS        | 31  | 4-7  | .571  | 0-0      | .000 | 0-0  | .000 | 2-3  | 5  | 4 | 2  | 0   | 2   | 4   | 8  |
| 1-7   | E. WASH.        | 33  | 2-5  | .400  | 0-0      | .000 | 5-6  | .833 | 2-2  | 4  | 5 | 1  | 1   | 2   | 1   | 9  |
| 1-15  | UNLV            | 16  | 2-2  | 1.000 | 0-0      | .000 | 1-2  | .500 | 2-0  | 2  | 5 | 0  | 4   | 1   | 0   | 5  |
| 1-20  | at Colorado St. | 26  | 1-3  | .333  | 0-0      | .000 | 0-0  | .000 | 0-3  | 3  | 2 | 0  | 2   | 0   | 2   | 2  |
| 1-22  | at Wyoming      | 20  | 1-5  | .400  | 0-1      | .000 | 0-0  | .000 | 1-2  | 3  | 2 | 1  | 4   | 0   | 1   | 4  |
| 1-27  | AIR FORCE       | 36  | 6-11 | .545  | 0-0      | .000 | 1-3  | .333 | 4-3  | 7  | 2 | 2  | 3   | 2   | 5   | 13 |
| 1-29  | NEW MEXICO      | 31  | 3-9  | .333  | 0-0      | .000 | 0-0  | .000 | 0-3  | 3  | 3 | 2  | 0   | 1   | 1   | 6  |
| 2-3   | at BYU          | 26  | 5-13 | .385  | 0-0      | .000 | 0-0  | .000 | 1-3  | 4  | 2 | 2  | 1   | 0   | 1   | 10 |
| 2-5   | at Utah         | 33  | 0-3  | .000  | 0-0      | .000 | 0-0  | .000 | 0-5  | 5  | 2 | 1  | 1   | 0   | 1   | 0  |
| 2-10  | UVSC            | 24  | 4-5  | .800  | 0-0      | .000 | 0-0  | .000 | 1-2  | 3  | 1 | 4  | 1   | 2   | 0   | 8  |
| 2-12  | at UNLV         | 23  | 2-3  | .667  | 0-0      | .000 | 2-4  | .500 | 1-0  | 1  | 5 | 2  | 0   | 0   | 4   | 6  |
| 2-17  | WYOMING         | 33  | 6-12 | .500  | 0-0      | .000 | 0-2  | .000 | 2-4  | 6  | 3 | 2  | 3   | 3   | 1   | 12 |
| 2-19  | COLO.ST.        | 35  | 5-10 | .500  | 0-0      | .000 | 2-5  | .400 | 3-4  | 7  | 4 | 3  | 3   | 0   | 3   | 12 |
| 2-24  | at New Mexico   | 16  | 0-3  | .000  | 0-0      | .000 | 0-2  | .000 | 0-0  | 0  | 5 | 1  | 4   | 1   | 2   | 0  |
| 2-26  | at Air Force    | 36  | 6-10 | .600  | 0-0      | .000 | 6-11 | .545 | 4-3  | 7  | 3 | 3  | 2   | 0   | 1   | 18 |
| 3-3   | UTAH            | 30  | 2-7  | .286  | 0-0      | .000 | 0-1  | .000 | 0-7  | 7  | 4 | 2  | 1   | 2   | 1   | 4  |
| 3-5   | BYU             | 38  | 9-15 | .600  | 0-0      | .000 | 1-3  | .333 | 1-4  | 5  | 3 | 1  | 3   | 0   | 2   | 19 |

### ■ Season & Career Highs

#### Points

Career .....19, vs. BYU (3-5-05)  
Season .....19, vs. BYU (3-5-05)

#### Rebounds

Career .....7, 10 times  
Season .....7, nine times

#### Assists

Career .....5, vs. WSU (12-11-04)  
Season .....5, vs. WSU (12-11-04)

#### Steals

Career .....5, two times  
Season .....5, two times

#### Blocks

Career .....4, vs. No. Colorado (12-04-04)  
Season .....4, vs. No. Colorado (12-04-04)

#### Field Goals

Career .....9, vs. BYU (3-5-05)  
Season .....9, vs. BYU (3-5-05)

#### Field Goal Attempts

Career .....15, vs. BYU (3-5-05)  
Season .....15, vs. BYU (3-5-05)

#### 3-Point Field Goals

Career .....N/A  
Season .....N/A

#### 3-Point Field Goal Attempts

Career .....1, at Air Force (2-26-05)  
Season .....1, at Wyoming (1-22-05)

#### Free Throws

Career .....6, two times  
Season .....6, at Air Force (2-26-05)

#### Free Throw Attempts

Career .....11, at Air Force (2-26-05)  
Season .....11, at Air Force (2-26-05)

### ■ Miscellaneous Stats

Double-Figure Scoring Games .....11

Double-Figure Rebounding Games ....0

Double-Doubles .....0

### Casey's Aztec Career Statistics

| Year          | GP-GS        | MIN-AVG          | FG-A           | PCT         | 3P-A       | PCT         | FT-A         | PCT         | REB        | AVG        | PF-FO        | A         | TO        | BLK       | STL       | TP         | AVG        |
|---------------|--------------|------------------|----------------|-------------|------------|-------------|--------------|-------------|------------|------------|--------------|-----------|-----------|-----------|-----------|------------|------------|
| 2003-04       | 28-1         | 385-13.8         | 24-65          | .369        | 0-1        | .000        | 16-26        | .615        | 72         | 2.6        | 46-0         | 19        | 31        | 9         | 11        | 64         | 2.3        |
| 2004-05       | 27-26        | 772-28.6         | 97-199         | .487        | 0-1        | .000        | 29-62        | .468        | 134        | 5.0        | 88-5         | 48        | 63        | 28        | 52        | 223        | 8.3        |
| <b>Totals</b> | <b>55-27</b> | <b>1157-21.0</b> | <b>121-264</b> | <b>.458</b> | <b>0-2</b> | <b>.000</b> | <b>45-88</b> | <b>.511</b> | <b>206</b> | <b>3.7</b> | <b>134-5</b> | <b>67</b> | <b>94</b> | <b>37</b> | <b>63</b> | <b>287</b> | <b>5.2</b> |

**Jersey No. 50 Ashley Cheesman**  
**Freshman ■ 6-2 ■ Forward ■ Orem, Utah (Mtn. View HS)**



**Quickly:** One of the team's top-rated recruits, who has seen time in the starting line-up as a freshman ... a small forward, who has great overall skills ... can pull people away from the basket and shoot from three-point range ... a solid rebounder, especially on the offensive glass ... great thinker, who has an outstanding basketball pedigree ... sister, Danielle, is a senior forward for the BYU women's basketball team.

**Season Notes:** SDSU's top rebounder, finishing in double-figures in a game twice ... only Aztec to record 10 or more rebounds in a game ... scored in double-figures seven times ... started 22 of 27 games, averaging 28.1 minutes ... SDSU's high scorer on four occasions and top rebounder 15 times.

**2004-05:** Tied for the team lead in rebounds with eight and also added 10 points in the opener at USD ... leading rebounder for the second straight game, recording nine in the win over Cal State Stanislaus ... first career assists versus Northern Colorado, finishing with four and adding seven rebounds in her first career start ... team-high eight rebounds at Nevada ... first career double-double in the team's narrow loss to Washington State, tallying a game-high 15 points and 11 rebounds ... led the Aztecs in scoring for the second consecutive outing with a career and SDSU season-best 19 points in the rout of Cal State Fullerton ... also had nine rebounds versus the Titans ... 15 points, eight boards and a season-high three steals in the victory against Southern Utah ... sixth game with double-figure points, recording 12 and four rebounds in the win over Eastern Washington ... 7-for-9 from the field, tying a team game high with 15 points in the upset of UNLV on Jan. 15 ... also added four boards, two assists, two blocks and two steals against the Lady Rebels in a career-high 39 minutes ... 10 boards at Air Force ... nine points and a team game-high six rebounds versus BYU.

## Cheesman's ■ 2004-05 Game-By-Game

| Date  | Opponent        | Min | FG-A | Pct  | 3FG-APCT | FT-A  | Pct | O-D   | Tot. | PF | A | TO | Blk | Stl | Pts |    |
|-------|-----------------|-----|------|------|----------|-------|-----|-------|------|----|---|----|-----|-----|-----|----|
| 11-23 | at San Diego    | 19  | 3-6  | .500 | 1-1      | 1.000 | 3-3 | 1.000 | 1-7  | 8  | 0 | 0  | 2   | 0   | 2   | 10 |
| 11-30 | CS STANISLAUS   | 21  | 1-7  | .143 | 0-2      | .000  | 0-0 | .000  | 2-7  | 9  | 1 | 0  | 3   | 1   | 2   | 2  |
| 12-4  | NO. COLO.       | 34  | 3-11 | .273 | 1-4      | .250  | 2-2 | 1.000 | 3-4  | 7  | 0 | 4  | 2   | 1   | 0   | 9  |
| 12-7  | at Nevada       | 31  | 1-10 | .100 | 0-2      | .000  | 0-0 | .000  | 4-4  | 8  | 1 | 0  | 2   | 0   | 0   | 2  |
| 12-11 | WASH. ST.       | 36  | 6-15 | .400 | 0-1      | .000  | 3-3 | 1.000 | 7-4  | 11 | 1 | 3  | 3   | 0   | 1   | 15 |
| 12-18 | CS FULLERTON    | 32  | 9-17 | .529 | 0-0      | .000  | 1-1 | 1.000 | 5-4  | 9  | 0 | 1  | 1   | 0   | 1   | 19 |
| 12-20 | UC RIVERSIDE    | 34  | 6-13 | .462 | 0-0      | .000  | 0-1 | .000  | 1-2  | 3  | 3 | 0  | 0   | 2   | 0   | 12 |
| 12-22 | at SMU          | 28  | 2-9  | .222 | 0-1      | .000  | 0-1 | .000  | 1-4  | 5  | 0 | 2  | 3   | 0   | 1   | 4  |
| 12-28 | at Kansas       | 32  | 3-6  | .500 | 0-0      | .000  | 0-0 | .000  | 1-6  | 7  | 1 | 0  | 2   | 2   | 1   | 6  |
| 12-30 | SO. UTAH        | 33  | 5-8  | .625 | 0-0      | .000  | 5-7 | .714  | 0-8  | 8  | 2 | 0  | 4   | 0   | 3   | 15 |
| 1-4   | CANISIUS        | 28  | 3-11 | .273 | 0-0      | .000  | 0-0 | .000  | 3-3  | 6  | 1 | 0  | 0   | 1   | 1   | 6  |
| 1-7   | E. WASH.        | 35  | 5-10 | .500 | 0-2      | .000  | 2-3 | .667  | 2-2  | 4  | 1 | 0  | 1   | 0   | 2   | 12 |
| 1-15  | UNLV            | 39  | 7-9  | .778 | 1-1      | 1.000 | 0-0 | .000  | 0-4  | 4  | 1 | 2  | 3   | 2   | 2   | 15 |
| 1-20  | at Colorado St. | 19  | 0-3  | .000 | 0-1      | .000  | 0-0 | .000  | 0-3  | 3  | 4 | 0  | 2   | 0   | 2   | 0  |
| 1-22  | at Wyoming      | 22  | 2-9  | .222 | 0-2      | .000  | 1-2 | .500  | 1-1  | 2  | 1 | 0  | 5   | 0   | 1   | 5  |
| 1-27  | AIR FORCE       | 27  | 2-11 | .182 | 0-3      | .000  | 0-0 | .000  | 1-2  | 3  | 2 | 0  | 2   | 1   | 0   | 4  |
| 1-29  | NEW MEXICO      | 22  | 1-2  | .500 | 0-0      | .000  | 0-0 | .000  | 2-2  | 4  | 4 | 1  | 3   | 0   | 0   | 2  |
| 2-3   | at BYU          | 31  | 3-13 | .231 | 0-0      | .000  | 2-4 | .500  | 0-0  | 0  | 2 | 0  | 1   | 1   | 0   | 8  |
| 2-5   | at Utah         | 21  | 1-3  | .333 | 0-1      | .000  | 1-4 | .250  | 0-3  | 3  | 0 | 0  | 3   | 0   | 1   | 3  |
| 2-10  | UVSC            | 29  | 2-7  | .286 | 0-1      | .000  | 3-4 | .750  | 0-3  | 3  | 1 | 2  | 2   | 1   | 0   | 7  |
| 2-15  | at UNLV         | 21  | 2-8  | .250 | 0-2      | .000  | 0-0 | .000  | 0-1  | 1  | 2 | 0  | 2   | 0   | 0   | 4  |
| 2-17  | WYOMING         | 17  | 2-5  | .400 | 0-1      | .000  | 0-0 | .000  | 1-2  | 3  | 1 | 2  | 2   | 1   | 0   | 4  |
| 2-19  | COLO. ST.       | 21  | 2-7  | .286 | 0-0      | .000  | 0-0 | .000  | 1-4  | 5  | 3 | 0  | 0   | 0   | 0   | 4  |
| 2-24  | at New Mexico   | 35  | 2-5  | .400 | 0-0      | .000  | 4-4 | 1.000 | 4-3  | 7  | 1 | 0  | 2   | 0   | 2   | 8  |
| 2-26  | at Air Force    | 29  | 4-5  | .800 | 0-0      | .000  | 0-2 | .000  | 2-8  | 10 | 5 | 1  | 5   | 0   | 0   | 8  |
| 3-3   | UTAH            | 34  | 2-6  | .333 | 0-0      | .000  | 2-2 | 1.000 | 0-3  | 3  | 1 | 2  | 2   | 2   | 0   | 6  |
| 3-5   | BYU             | 30  | 4-7  | .571 | 0-0      | .000  | 1-2 | .500  | 2-4  | 6  | 4 | 2  | 2   | 0   | 1   | 9  |

## ■ Career Highs

### Points

.....19, vs. CS Fullerton (12-18-04)

### Rebounds

.....11, vs. Washington State (12-11-04)

### Assists

.....4, vs. Northern Colorado (12-4-04)

### Steals

.....3, vs. Southern Utah (12-30-04)

### Blocks

.....2, three times

### Field Goals

.....9, vs. CS Fullerton (12-18-04)

### Field Goal Attempts

.....17, vs. CS Fullerton (12-18-04)

### 3-Point Field Goals

.....1, three times

### 3-Point Field Goal Attempts

.....4, vs. Northern Colorado (12-4-04)

### Free Throws

.....5, vs. Southern Utah (12-30-04)

### Free Throw Attempts

.....7, vs. Southern Utah (12-30-04)

## ■ Miscellaneous Stats

Double-Figure Scoring Games .....7

Double-Figure Rebounding Games ....2

Double-Doubles .....0

## Cheesman's Career Statistics

| Year    | GP-GS | MIN-AVG  | FG-A   | PCT  | 3P-A | PCT  | FT-A  | PCT  | REB | AVG | PF-FO | A  | TO | BLK | STL | TP  | AVG |
|---------|-------|----------|--------|------|------|------|-------|------|-----|-----|-------|----|----|-----|-----|-----|-----|
| 2004-05 | 27-22 | 760-28.1 | 83-223 | .372 | 3-25 | .120 | 30-45 | .667 | 142 | 5.3 | 43-1  | 22 | 61 | 13  | 23  | 199 | 7.4 |
| Totals  | 27-22 | 760-28.1 | 83-223 | .372 | 3-25 | .120 | 30-45 | .667 | 142 | 5.3 | 43-1  | 22 | 61 | 13  | 23  | 199 | 7.4 |



Jersey No.  
**4**

## Courtney Fritz

Sophomore ■ 5-8 ■ Guard ■ Newberg, Ore. (Jesuit HS)

**Quickly:** A conference honorable mention pick in 2003-04, playing and starting in all 28 games ... team's starting point guard as a freshman, who was slated to see more time at her natural position, the No. 2 spot ... a good shooter and ball handler ... a threat from beyond the arc, who is fifth in career three pointers made with 69 ... one of two Aztecs from the Pacific Northwest.

**2004-05:** Tied a team game-high with 11 points in the opener at USD ... scored 11 and had three, three-pointers in the win over Northern Colorado ... finished with eight points, two assists and a 5-for-5 performance from the line before suffering a season-ending injury at Nevada in early December ... will miss the remainder of the year after tearing her ACL in her right knee.



Jersey No.  
**30**

## Erin Jackson

Sophomore ■ 6-1 ■ Forward ■ Sparks, Nev. (Reed HS)

**Quickly:** Looked to build on her first collegiate season, where she saw playing time coming off the bench in 25 games ... was one of just two returnees in the front court ... continues to develop all aspects of her game ... has ability to score from all over the floor ... worked on her aggressiveness around the basket over the summer.

**2004-05:** Played five minutes against USD, grabbing a rebound ... converted only her only field-goal attempt and had three rebounds and an assist against Cal State Stanislaus ... limited to a combined three minutes with an ankle injury against Northern Colorado and Nevada ... had ankle reconstruction surgery to repair a subluxing peroneal tendon in her left ankle ... will be out for the remainder of the year.



Jersey No.  
**32**

## Shanna Demus

Sophomore ■ 5-8 ■ Guard ■ Palmdale, Calif. (CS Los Angeles)

**Quickly:** A talented transfer from Cal State Los Angeles, who will be eligible to compete in the 2005-06 campaign ... has practiced with the team this season ... a good, speedy defender who can shoot from beyond the arc ... played at the forward position at Cal State L.A. (NCAA Div. II).

**2004-05:** Will sit out the season due to NCAA transfer guidelines.



# 2004-05 SDSU WOMEN'S BASKETBALL RADIO/TELEVISION ROSTER




**4**  
**Courtney Fritz**  
So., G, 5-8  
Newberg, Ore.  
Jesuit HS



**5**  
**Michelle Elliott**  
So., G/F, 5-11  
Pasco, Wash.  
Pasco HS



**10**  
**Jessica Huettl**  
So., G, 5-7  
Eau Claire, Wis.  
Regis HS



**11**  
**Kate Eveland**  
Fr., G, 5-8  
Southlake, Texas  
Southlake Carroll HS



**12**  
**Lindsay Goldbaltt**  
Jr., G, 5-5  
West Hills, Calif.  
Moorpark JC



**13**  
**Marin McCue**  
Fr., G/F, 6-1  
Calgary, Alberta  
Springbank Community HS



**20**  
**Michelle Strawberry**  
Jr., G, 5-10  
Corona, Calif.  
Centennial HS



**21**  
**Veronica Shaw**  
Jr., G, 5-7  
Phoenix, Ariz.  
Mountain Pointe HS



**30**  
**Erin Jackson**  
So., F, 6-1  
Sparks, Nev.  
Reed HS



**32**  
**Shanna Demus**  
So., G, 5-8  
Palmdale, Calif.  
CS Los Angeles



**33**  
**Jordie Smith**  
RS-Fr., C, 6-2  
Ft. Collins, Colo.  
Poudre HS



**42**  
**Lindsey Casey**  
Sr., F, 6-1  
Odessa, Texas  
Midland JC



**50**  
**Ashley Cheesman**  
Fr., F, 6-2  
Orem, Utah  
Mountain View HS



**Jim Tomey**  
Head Coach  
Third Season  
Michigan, 1981