

# 2022-23 Creighton Men's Basketball

**Game #37: Creighton Bluejays (24-12) vs. #18 San Diego State (30-6)**  
**Sunday, March 26, 2023 • 1:20 p.m. CST • Louisville, Ky. • KFC Yum! Center**

SID Contact: Rob Anderson • Office Phone: (402) 280-5544 • Cell Phone: (402) 660-5854 • E-mail: randerson@creighton.edu

October		
30	DRURY (Exh.) (FLOSPORTS)	W 109-57
November		
7	ST. THOMAS (FS1)	W 72-60
10	NORTH DAKOTA (FS1)	W 96-61
14	HOLY CROSS (CBSSN)	W 94-65
17	UC RIVERSIDE (FS1)	W 80-51
Maui Jim Maui Invitational (Maui, Hawaii)		
21	vs. #21 Texas Tech (ESPN2)	W 76-65
22	vs. #9 Arkansas (ESPN)	W 90-87
23	vs. #14 Arizona (ESPN)	L 79-81
December		
1	at #2 Texas# (ESPN)	L 67-72
4	NEBRASKA (FS1)	L 53-63
Jack Jones Hoopfest (Las Vegas, Nev.)		
10	vs. BYU (FS1)	L 80-83
12	vs. Arizona State (FS1)	L 71-73
16	at Marquette* (FS1)	L 58-69
22	BUTLER* (FS1)	W 78-56
25	DEPAUL* (FOX)	W 80-65
January		
3	SETON HALL* (FS1)	W 83-61
7	at #4 Connecticut* (FOX)	L 60-69
11	at #12 Xavier* (FS1)	L 87-90
14	#19 PROVIDENCE* (FS1)	W 73-67
17	at Butler* (FS1)	W 73-52
25	ST. JOHN'S* (CBSSN)	W 104-76
28	#13 XAVIER* (CBS)	W 84-67
February		
1	at Georgetown* (CBSSN)	W 63-53
4	VILLANOVA (FOX)	W 66-61
8	at Seton Hall* (FS1)	W 75-62
11	#21 CONNECTICUT* (FOX)	W 56-53
14	at #24 Providence* (FS1)	L 84-96 (2 OT)
18	at St. John's* (FS1)	W 77-67
21	#10 MARQUETTE* (FS1)	L 71-73
25	at Villanova* (FOX)	L 67-79
March		
1	GEORGETOWN* (FS1)	W 99-59
4	at DePaul* (FS1)	W 84-70
BIG EAST Tournament (New York, N.Y.)		
9	vs. Villanova (FS1)	W 87-74
10	vs. #15 Xavier (FS1)	L 60-82
NCAA Tournament (Denver, Colo.)		
17	vs. NC State (TNT)	W 72-63
19	vs. #11 Baylor (TBS)	W 85-76
NCAA Tournament (Louisville, Ky.)		
24	vs. Princeton (TBS)	W 86-75
26	vs. #18 San Diego State (CBS)	1:20 p.m.

\* BIG EAST Conference regular season games  
 # Big 12 - BIG EAST Battle  
 All times listed are Central and subject to change  
 Home games in **BOLD CAPS** at CHI Health Center Omaha

- Sixth-seeded Creighton (24-12) plays in the Elite Eight for the first time since 1941 when it meets 18th ranked and fifth-seeded San Diego State (30-6) on Sunday, March 26th. Both teams are seeking their first Final Four trip.

Tip-off at KFC Yum! Center (22,090) in Louisville, Ky., is set for 1:20 p.m. Central (2:20 p.m. Eastern).

Creighton will have a closed practice at KFC Yum! Center on Saturday, but the Bluejays will meet the media from 1:50 - 2:30 p.m. Central, with its probable starting line-up leaving the dais to head to breakout rooms for the final 15 minutes of that window.

- **John Bishop** and former Bluejay **Nick Bahe** will call the action on 1620 The Zone in Omaha. While KOZN is prevented from streaming the game on its app and website, fans can listen to Bishop & Bahe on The Varsity Network app, which is available for free in your app store on your mobile device.

Westwood One Sports will also air the game nationwide on more than 500 terrestrial radio stations outside the Omaha market, with **Tom McCarthy** and **Jordan Cornette** on the call. The game can be heard on Sirius satellite radio as well, with a channel still to be determined as of early Saturday morning.

**Ian Eagle, Jim Spanarkel** and **Evan Washburn** will handle the telecast on CBS.

Creighton's is 4-3 under **Greg McDermott** on CBS, including a 84-67 win over No. 13 Xavier earlier this season on Jan. 28th.

Streaming video of all NCAA Tournament games is online at <http://www.ncaa.com/marchmadnesslive>.

- There's numerous story lines as it relates to Creighton's game on Sunday vs. San Diego State.

Creighton sophomore **Arthur Kaluma** is the brother of San Diego State senior **Adam Seiko**. The two were teammates on the Ugandan National Team in the summer of 2021 when they competed at AfroBasket in Rwanda. Both men started, with Kaluma averaging 13.2 ppg. and Seiko averaging 13.0 ppg. San Diego State's **Aguek Arop** is from Omaha.

Creighton and San Diego State shared a plane to the Maui Jim Maui Invitational earlier this season in November. CU flew to San Diego on a half-empty plane, then picked up SDSU en route to Maui. The teams reversed course on the way home, dropping off SDSU on the return flight to Omaha. Head coaches **Greg McDermott** and **Brian Dutcher** sat across the aisle from each other on the 5+ hour flight to paradise.

Creighton defeated the Aztecs, 72-69 in overtime, in the First Round of the 2022 NCAA Tournament in Fort Worth. The Bluejays used a 9-0 run in the final 2:30 of regulation to force overtime. Then-freshman **Trey Alexander** scored a season-high 18 points to lead CU to victory.

## Creighton -- Last Game Starters

<b>2</b>	<b>Ryan Nembhard • G</b>	6-0 • 170 • So. • Aurora, Ontario	• Career-high 30 points in 2nd Rd. NCAA win vs. #11 Baylor (3/19).
	PPG APG FG% FT%	12.3 4.9 .433 .869	• Owns 4 point/rebound double-doubles since Jan. 17th. • Named BIG EAST Freshman of the Year in 2021-22. • One of 20 men on Watch list for Bob Cousy Award (Top PG). • Brother Andrew is a rookie with the Indiana Pacers.
<b>11</b>	<b>Ryan Kalkbrenner • C</b>	7-1 • 260 • Jr. • Florissant, Mo.	• Second nationally in field goal percentage; 18th in blocks/game.
	PPG RPG FG% FT%	15.9 6.1 .708 .793	• First Team All-BIG EAST this year was All-BIG EAST Tourney pick in 2022. • Two-time BIG EAST Defensive Player of the Year (1 of 11 to repeat). • Field of 68 National Defensive Player of the Year in 2022-23. • Owns 158 career dunks, including 69 last season.
<b>23</b>	<b>Trey Alexander • G</b>	6-4 • 190 • So. • Oklahoma City, Okla.	• Career-high 32 points & 7 3FG's in Christmas Day win vs. DePaul.
	PPG RPG 3FG% FT%	13.7 4.2 .423 .824	• Honorable Mention All-BIG EAST this winter. • Took over point guard duties last February after Ryan Nembhard missed the final eight games. • Averaged 16 ppg & 7 apg in two 2022 NCAA Tournament games.
<b>24</b>	<b>Arthur Kaluma • F</b>	6-7 • 225 • So. • Glendale, Ariz.	• Career-high 27 points in 26 minutes vs. BYU (Dec. 10).
	PPG RPG FG% FT%	11.8 6.0 .421 .735	• Career-high 16 reb. at #4 UConn (Jan. 7), CU's most since 2012. • Preseason Second Team All-BIG EAST and one of 20 men on Preseason watch list for Karl Malone Award (top Power Forward). • Had 24 points & 12 rebounds in NCAA Tourney loss to #3 Kansas.
<b>55</b>	<b>Baylor Scheierman • G</b>	6-7 • 205 • Sr. • Aurora, Neb.	• Has made a 3-pointer in each of last 46 games played.
	PPG RPG 3FG% FT%	12.8 8.3 .366 .829	• 1 of 10 candidates on watch list for Julius Erving Award (Small Forward of Year) and 1 of 50 in Preseason for Wooden Award. • Named 2021-22 Summit League Player of the Year at South Dakota State, when he led the league in assists and rebounds.

## 2022-23 BIG EAST Standings (after 3/24)

Team	BIG EAST only		All Games	
	W	L	W	L
#6 Marquette	17	3	29	7
#13 Xavier	15	5	26	10
<b>Creighton</b>	<b>14</b>	<b>6</b>	<b>24</b>	<b>12</b>
#10 Connecticut	13	7	28	8
Providence	13	7	21	12
Villanova	10	10	17	17
Seton Hall	10	10	17	16
St. John's	7	13	17	15
Butler	6	14	14	18
DePaul	3	17	10	23
Georgetown	2	18	7	25

## 2022-23 Honors & Awards

### Trey Alexander

Honorable Mention All-BIG EAST

### Ryan Kalkbrenner

Associated Press First Team All-BIG EAST

BIG EAST Defensive Player of the Year

Field of 68 National Defensive Player of the Year

First Team All-BIG EAST

Kareem Abdul-Jabbar Center of the Year Award Candidate (10)

Kareem Abdul-Jabbar Center of the Year Award Finalist (5)

Kareem Abdul-Jabbar Center of the Year Award Watch List (20)

Lefty Driesell Award (Nation's Top Defensive Player) (25)

NABC All-District 5 First Team

Naismith Defensive Player of the Year Finalist (4)

Naismith Defensive Player of the Year Semifinalist (10)

Naismith Defensive Player of the Year Watch List (15)

Naismith Men's Player of the Year Midseason Team (30)

Preseason First Team All-BIG EAST

Preseason Jersey Mike's Naismith Award Watch List (50)

USBWA All-District VI

USBWA Oscar Robertson Midseason Watch List (50)

Wooden Award Preseason Watch List (50)

### Arthur Kalama

Karl Malone Power Forward of the Year Award Watch List (20)

Preseason Second Team All-BIG EAST

### Fredrick King

BIG EAST Freshman of the Week, 12/19

### Ryan Nembhard

Bob Cousy Point Guard of the Year Award Watch List (20)

Maui Jim Maui Invitational All-Tournament Team

Preseason Second Team All-BIG EAST

### Baylor Scheierman

Honorable Mention All-BIG EAST

Julius Erving Small Forward of the Year Award Candidate (10)

Julius Erving Small Forward of the Year Award Watch List (20)

NABC All-District 5 Second Team

Preseason Honorable Mention All-BIG EAST

Wooden Award Preseason Watch List (50)

### Creighton Media Schedule in Louisville (all times ET)

#### Saturday, March 25

2:50 - 3:30 p.m. - Creighton Media Session  
3:10 - 3:30 p.m. - Student-Athlete Breakout Rooms  
Practice is closed

### San Diego State's Media Schedule in Louisville (all times ET)

#### Saturday, March 25

3:40 - 4:20 p.m. - San Diego State's Media Session  
4:05 - 4:20 p.m. - Student-Athlete Breakout Rooms  
Practice is closed

### McDermott is 2-3 vs. San Diego State

Before CU: 0-1 (0-1 at UNI)

At CU: 2-2 (0-0 Home; 1-0 Away; 1-2 Neutral)

Date	Site	W-L	Score
11/16/01	> at Lubbock, Texas	L	57-71
11/30/11	& at San Diego State	W	85-83
11/29/13	& at Fullerton, Calif.	L	80-86
11/28/19	& at Las Vegas, Nev.!	L	52-83
03/17/22	& at Fort Worth, Texas (ot)	W	72-69

\$ Red Raider Classic (Lubbock, Texas)  
% Wooden Legacy (Fullerton, Calif.)  
! 19th Annual Continental Tire Las Vegas Invite (Las Vegas, Nev.)  
# NCAA Tournament game

- Creighton is 5-3 all-time against San Diego State, but just 1-2 on a neutral floor.

**Greg McDermott** is 2-3 against San Diego State (2-2 as Creighton coach) and 1-1 vs. **Brian Dutcher**.

- Since the bracket expanded to 64 or more teams in 1985, No. 6 seeds are 0-1 all-time against No. 5 seeds, with the lone meeting coming in 2010 when Michigan State edged Tennessee, 70-69. Creighton is the first No. 6 seed to reach the Elite Eight since USC in 2021. There hasn't been a No. 6 seed to reach the Final Four since Michigan in 1992, and the only No. 6 seed to ever win the national title was Kansas in 1988.

Friday's win over Princeton marked the first time ever that a No. 6 seed faced a No. 15 seed in the NCAA Tournament.

Creighton is 1-0 all-time against No. 5 seeds, defeating fifth-seeded Florida 83-82 in double-overtime in the First Round of the 2002 NCAA Tournament in Chicago.

With a win on Sunday, Creighton would...

- Improve Creighton to 19-24 all-time in the NCAA Tournament.

- Advance Creighton to next Saturday's Final Four against either Kansas State or Florida Atlantic in Houston, Texas.

- **Greg McDermott** would improve to 10-7 in eight appearances as Creighton's head coach in the NCAA Tournament, building on his victory total that already stands as the most NCAA Tournament wins in program history.

- Improve to 4-2 all-time as a No. 6 seed, with all four wins coming this March.

- Improve to 2-0 all-time against No. 5 seeds in the NCAA Tournament.

- Improve to 6-3 all-time against San Diego State, and 2-0 in the NCAA Tournament, knocking out the Aztecs in back-to-back years.

- Improve to 5-3 all-time against teams ranked exactly 18th, which would include five straight victories.

- Set a school-record with its seventh top-25 win of the season.

- Set a school-record with its seventh neutral-site win of the season.

- Earn its 25th victory of the season, its most since 2016-17 (25-10).

- The only other time that Creighton has played among the final eight teams in the NCAA Tournament came in 1941, when the field only featured eight teams, and way before Elite Eight was used by the NCAA. That Bluejay team lost its first game to Washington State, then defeated a Wyoming team that included **Curt Gowdy** in a consolation round contest.

- The BIG EAST is 8-3 thus far in the NCAA Tournament, with Marquette, Xavier, UConn and Creighton all winning at least one game. The BIG EAST has had at least one Sweet 16 team in 26 of the past 28 tournaments, and multiple Sweet 16 teams in 15 of the last 20 tournaments. Now, for the first time since BIG EAST's 2013 reconfiguration, the conference is sending two teams to the Elite Eight.

Creighton's 69 wins in all games during the last three seasons lead all BIG EAST teams, just ahead of Villanova (65) and Connecticut (65).

Two of the last three occasions a BIG EAST team made the Final Four, it won the NCAA title (Villanova in 2016 and 2018).

The only other league with multiple teams still alive in the NCAA Tournament is the Big 12, which also has two teams left (Texas and Kansas State).

- With a win on Sunday, Creighton will improve to 2-0 all-time against San Diego State in the NCAA Tournament. The only school that Creighton has beaten multiple times in the NCAA Tournament is Louisville (1974 and 1999). Fittingly, it's Louisville that is hosting this week's South Regional.

- In Friday's win over Princeton, **Ryan Kalkbrenner** (22) and **Baylor Scheierman** (21) became the first Creighton duo to each score 20+ points in the same NCAA Tournament game since **Paul Silas** (22) and **Chuck Officer** (21) each scored over 20 points against #5 Wichita State in the second round of the 1964 NCAA Tournament.

- **Baylor Scheierman** hit five three-pointers vs. Princeton on Friday, becoming the first Bluejay with five trifectas in an NCAA Tournament game since **Kyle Korver** hit five against Central Michigan in the first round of the 2003 NCAA Tournament. Now an assistant General Manager of the NBA's Atlanta Hawks, Korver was in the crowd on Friday and delivered a pre-game pep talk to the Bluejay team.

Only **Terrell Taylor** (8 vs. Florida in 2002) has made more in an NCAA Tournament game for Creighton.

## Series History vs. San Diego State

Bluejays lead series, 5-3					
Home: 3-0		Away: 1-1		Neutral: 1-2	
Date	Site	W-L	Score	Date	Site
12/16/48	at Creighton	W	47-33	11/30/11	at San Diego State
12/23/70	at Creighton	W	73-68	11/29/13	at Fullerton, Calif.-\$
01/18/73	at San Diego State	L	61-73	11/28/19	at Las Vegas, Nev.-#
01/03/74	at Creighton	W	79-61	03/17/22	at Fort Worth, Texas-% (ot)

\$ Wooden Legacy (Fullerton, Calif.)  
# 19th Annual Continental Tire Las Vegas Invitational (Las Vegas, Nev.)  
% NCAA Tournament (Fort Worth, Texas)

### Double-Figure Scoring Games

Name	2022-23	Career	High
Ryan Kalkbrenner	30	62	31
Baylor Scheierman#	29	86	28
Trey Alexander	26	37	32
Arthur Kaluma	25	39	27
Ryan Nembhard	24	41	30
Fredrick King	2	2	16
Francisco Farabello\$	1	6	16
Ben Shtolzberg	1	1	13
Shereef Mitchell	0	4	11

### 20-Point (or More) Games

Name	2022-23	Career	High
Ryan Kalkbrenner	9	13	31
Ryan Nembhard	5	7	30
Trey Alexander	5	5	32
Baylor Scheierman#	3	17	28
Arthur Kaluma	2	4	27

### 30-Point (or More) Games

Name	2022-23	Career	High
Trey Alexander	1	1	32
Ryan Kalkbrenner	1	1	31
Ryan Nembhard	1	1	30

### Double-Figure Rebounding Games

Name	2022-23	Career	High
Baylor Scheierman#	15	40	18
Ryan Nembhard	4	4	11
Ryan Kalkbrenner	2	10	15
Arthur Kaluma	2	4	16
Fredrick King	2	2	11

### Double-Figure Assist Games

Name	2022-23	Career	High
Ryan Nembhard	1	2	12

### Career Double-Double Games

Name	2022-23	Career
Baylor Scheierman#	13	38
Ryan Nembhard	4	5
Ryan Kalkbrenner	2	8
Arthur Kaluma	2	3
Fredrick King	2	2

#career total includes games at South Dakota State  
\$ career total includes games at TCU

### 2022-23 Double-Doubles

**Baylor Scheierman (13)**  
 11 pts., 10 reb. vs. St. Thomas, 11/7  
 11 pts., 12 reb. vs. #21 Texas Tech, 11/21  
 11 pts., 11 reb. vs. #14 Arizona, 11/23  
 13 pts., 11 reb. at #2 Texas, 12/1  
 10 pts., 11 reb. vs. Nebraska, 12/4  
 13 pts., 11 reb. vs. BYU, 12/10  
 14 pts., 11 reb. at Marquette, 12/16  
 14 pts., 10 reb. vs. DePaul, 12/25  
 17 pts., 10 reb. vs. St. John's, 1/25-  
 10 pts., 11 reb. at Georgetown, 2/1  
 18 pts., 13 reb. vs. #10 Marquette, 2/21  
 13 pts., 13 reb. vs. Georgetown, 3/1  
 12 pts., 12 reb. vs. Villanova, 3/9

### Ryan Nembhard (4)

12 pts., 11 reb. at Butler, 1/17  
 11 pts., 10 reb. vs. #13 Xavier, 1/28  
 21 pts., 10 reb. at #24 Providence, 2/14  
 20 pts., 11 reb. at DePaul, 3/4

### Ryan Kalkbrenner (2)

20 pts., 13 reb. at #2 Texas, 12/1  
 10 pts., 10 reb. vs. Nebraska, 12/4

### Fredrick King (2)

16 pts., 11 reb. vs. Arizona State, 12/12  
 16 pts., 10 reb. at Marquette, 12/16

### Arthur Kaluma (2)

14 pts., 11 reb. vs. Seton Hall, 1/3  
 14 pts., 16 reb. at #4 Connecticut, 1/7

- **Baylor Scheierman** has made a three-pointer in 46 straight games (the nation's fourth-longest active streak), and a school-record 36 in a row in a Bluejay uniform.

Creighton's team has made at least one three-pointer in 984 games in a row, the nation's 13th-longest active streak.

- **Baylor Scheierman's** nine three-pointers made in the tournament are one shy of Creighton's NCAA tournament record set by **Terrell Taylor** (2002) and **Marcus Zegarowski** (2021).

- **Ryan Kalkbrenner's** 63 total points so far in this year's NCAA Tournament are the most by any Bluejay in an NCAA Tournament, breaking the mark of 60 set by **Gene Harmon** in three games in 1974.

Kalkbrenner's 24 made field goals are one shy of Creighton's single NCAA Tournament record set by Harmon in 1974.

Kalkbrenner's five blocked shots are one shy of Creighton's single NCAA Tournament record, set by **Chad Gallagher** in two games in 1991.

Kalkbrenner's six career NCAA Tournament blocks is one shy of Creighton career NCAA Tournament record set by Gallagher over three games in 1989 and 1991.

Kalkbrenner is the first Bluejay with multiple 20-point games in the same NCAA Tournament since **Doug McDermott** had two in 2013. It was also done in 1974 (**Gene Harmon**). No Creighton player has ever produced three games of 20+ points in the same postseason.

- **Ryan Kalkbrenner** has become the first player in Creighton basketball history to appear in six NCAA Tournament victories. Earlier this month he became the first Bluejay to appear in five BIG EAST Tournament wins.

Kalkbrenner has also scored in double-figures in each of Creighton's last 20 games, CU's longest streak since **Marcus Foster's** stretch of 33 games in a row in 2017-18.

- Creighton has already broken a number of team records for a single NCAA Tournament.

The 243 total points in the NCAA Tournament are the most by a Bluejay team ever, way more than the 211 scored in 1974.

The 23 three-pointers made in the 2023 NCAA Tournament are a Creighton NCAA Tournament record, passing the 22 treys made in 2002.

Creighton's 12 blocked shots in the NCAA Tournament are three more than the previous high in 1991.

In addition, Creighton is one attempted three-pointer (currently 69 in 2021) and two free throws made (currently 54 in 1962) away from setting even more single NCAA Tournament program records.

Creighton currently holds a 91.2 free throw percentage, its highest single NCAA Tournament mark ever, and ahead of the program record of 88.4 percent in 2013 (38-43). No team from any school has shot better than 90 percent in two games or more of NCAA Tournament play since UConn in 2016, which shot 91.2 percent (31-34) in two contests. No school since at least 2011-12 has made 90 percent or better of its free throws for a tournament run of three games or longer.

- Creighton won at least one NCAA Tournament game in 2021, 2022 and 2023. The only other time that Creighton has won an NCAA Tournament game in consecutive seasons came in 2012, 2013 and 2014, also under **Greg McDermott**.

That makes CU one of six teams in the country to have a win in each of the last three NCAA Tournaments, joining Arkansas, Baylor, Gonzaga, Houston and UCLA.

Creighton is one of five teams to post 20 or more wins in 23 of the last 25 seasons, joining Gonzaga, Kansas, Kentucky and Duke.

Creighton is one of seven teams to post 22 or more wins in each of the last four seasons, joining Baylor, Gonzaga, Houston, Liberty, San Diego State and Southern California.

## Career vs. San Diego State

Name	G-S	FG	Pct	3FG	Pct	FT	Pct	Reb	Avg	A	T	B	S	Pts	Avg	HI
Alexander	1-1	7-15	.467	0-2	.000	4-5	.800	4	4.0	5	4	0	2	18	18.0	18
Kalkbrenner	1-1	5-8	.625	0-0	---	6-6	1.000	10	10.0	3	0	0	1	16	16.0	16
Kaluma	1-1	3-10	.300	1-6	.167	5-6	.833	6	6.0	1	5	0	1	12	12.0	12

## Creighton Basketball Streaks of Note

Streak	What	Last Time Not True
984	consecutive games with at least one three-pointer made	2/20/93 at Illinois State (0-5)
46	consecutive games <b>Baylor Scheierman</b> has made a 3-pointer	2/5/22 at South Dakota
33	consecutive home wins on Friday's	12/12/75 vs. North Texas (L 75-71)
28	consecutive wins in home openers	12/3/94 vs. SMU (L 77-70)
26	consecutive wins when making 25 or more free throws	1/20/07 vs. Southern Illinois (26-30)
18	consecutive wins vs. DePaul	1/7/15 (L 70-60)
16	consecutive wins when making 50% or better from 3-point range	1/9/19 vs. Marquette
8	consecutive 20-win seasons	2014-15

## Miscellaneous Statistics, Trends and Tidbits

### 2022-23 Creighton Trends

Current Streak.....	Won 3	<b>When Leading at Halftime.....</b>	23-3
Overall Record.....	24-12	Home.....	13-1
BIG EAST Record.....	14-6	Away.....	5-2
Last 5 Games.....	4-1	Neutral.....	5-0
Last 10 Games.....	7-3	<b>When Trailing at Halftime.....</b>	0-9
Overtime Games.....	0-1	Home.....	0-1
Longest Winning Streak.....	Won 8	Away.....	0-4
Home Streak.....	Won 1	Neutral.....	0-4

### Creighton's Record When...

Jays shot 40% or better from field.....	19-6	<b>Field Goal Shooting</b>	<b>FGM-FGA</b>	<b>Pct.</b>
Opponent shot 40% or better from field.....	14-11	Home.....	433-884	.490
Jays shot less than 40% from field.....	5-6	Away.....	295-664	.444
Opponent shot less than 40% from field.....	10-1	Neutral.....	264-561	.471
Jays shot 40% or better from 3-pt range.....	10-3	<b>Free Throw Shooting</b>	<b>FTM-FTA</b>	<b>Pct.</b>
Opponent shot 40% or better from 3-pt range.....	10-5	Home.....	175-237	.738
Jays outrebounded opponent.....	20-4	Away.....	127-159	.799
Opponent outrebounded Jays.....	4-7	Neutral.....	169-207	.816
Jays scored 70 or more points.....	21-6	<b>Jays' Record by Day of the Week</b>		
Opponent scored 70 or more points.....	6-9	Sunday.....	2-1	
Jays allowed fewer than 70 points.....	18-3	Monday.....	3-1	
Opponent allowed fewer than 70 points.....	3-6	Tuesday.....	3-2	
A Bluejay player scored 20 or more points.....	13-5	Wednesday.....	4-2	
An opposing player scored 20 or more points.....	10-8	Thursday.....	4-1	
A Bluejay player had 10 or more rebounds.....	12-8	Friday.....	2-2	
An opposing player had 10 or more rebounds.....	4-5	Saturday.....	6-3	

### Bluejay Statistical Leaders (Includes all ties)

**Points:** Kalkbrenner 10, Scheierman 7, Kaluma 6, Nembhard 6, Alexander 5, Farabello 1, King 1  
**Rebounds:** Scheierman 20, Kaluma 6, Kalkbrenner 4, Nembhard 4, Alexander 2, King 1  
**Assists:** Nembhard 22, Scheierman 11, Alexander 7, Kaluma 3, Farabello 1  
**Steals:** Alexander 12, Scheierman 11, Kaluma 8, Nembhard 7, Farabello 6, Mitchell 5, Kalkbrenner 5, Shtolzberg 2, Miller 1, Yates 1, King 1  
**Blocks:** Kalkbrenner 26, King 8, Kaluma 4, Alexander 3, Scheierman 22, Nembhard 2, Mitchell 1

### Margin of Victory and Defeat

	<b>1</b>	<b>2</b>	<b>3</b>	<b>4</b>	<b>5</b>	<b>6</b>	<b>8</b>	<b>9</b>	<b>10</b>	<b>11</b>	<b>12</b>	<b>13</b>	<b>14</b>	<b>15</b>	<b>17</b>	<b>21</b>	<b>22</b>	<b>28</b>	<b>29</b>	<b>35</b>	<b>40</b>
<b>CU Wins</b>	—	—	2	—	1	1	—	2	2	1	2	1	1	1	1	1	2	1	2	1	1
<b>CU Losses</b>	—	3	2	—	1	—	1	1	1	1	—	—	—	—	—	—	1	—	—	—	—

### Jays on Television (24-12)

FS1 (12-8); CBS Sports Network (3-0); FOX (3-2); TBS (2-0); CBS (1-0); TNT (1-0); ESPN2 (1-0); ESPN (1-2)

- Creighton's 47 points in the first half vs. Princeton were its first time scoring 40 points or more in the first half of any NCAA Tournament game since taking a 48-34 lead into the locker room vs. DePaul in 1978.

- Friday marked **Greg McDermott's** 300th victory as Creighton head coach, moving the 13th-year leader to 300-149 on the Bluejay sideline. Only **Dana Altman** (327 win in 16 years from 1994-2010) has more victories at Creighton.

- **Greg McDermott** owns nine of Creighton's all-time NCAA Tournament victories and 17 of CU's 34 all-time postseason victories. A win on Sunday would be his 36th against a top-25 team (all other CU coaches own 18 combined).

- BIG EAST teams have now won eight straight NCAA Tournament games played in the Commonwealth of Kentucky.

- **Baylor Scheierman** has grabbed 297 rebounds this season, good for 8.3 rebounds per game. The 297 rebounds are the most by any Bluejay since **Benoit Benjamin** grabbed 451 rebounds in 1984-85, while Scheierman's 8.3 caroms per contest are the most by a Bluejay since **Nate King's** 9.0 in 1993-94.

Per [Basketball-Reference.com](http://Basketball-Reference.com), Scheierman is one of five players since 1992-93 with at least 295 rebounds and 85 three-pointers in a season, joining South Dakota State's **Mike Daum** (359/96 in 2017-18), Belmont's **Dylan Windler** (357/100 in 2018-19), Valparaiso's **Alec Peters** (312/91 in 2015-16) and Alabama's **Brandon Miller** (305/106 in 2022-23).

Of those men, Scheierman's 118 assists are 34 more than any other player on the list.

- Creighton enters the weekend as one of 11 teams nationally with 11 or more top-25 wins since the start of last season. Only six teams have more than 11, Kansas (15), Iowa State (14), Marquette (13), Tennessee (13), Texas (13) and Alabama (12).

San Diego State was ranked 18th in the final AP poll of the season.

- Sunday will be Creighton's school-record 14th game of the season against a top-25 foe when it takes on No. 18 San Diego State. The previous high had been 12, done last season.

By the end of Sunday, Creighton's 14 games played against top-25 teams will be tied for second-most nationally and top the country among non-Big 12 schools. That list will be (by end of Sunday) composed of Texas (17) and tied with Kansas, Iowa State, TCU and Oklahoma (all 14).

- Creighton's six top-25 victories this year are tied for seventh-most nationally. The leaders are Texas (10), Iowa State (9), Kansas (7), Kansas State (7), Alabama (7) and Marquette (7). Others with six besides Creighton include TCU, Xavier, Gonzaga, Tennessee, Missouri and Arizona.

Creighton's six top-25 wins this season are tied for its most ever, something also done in 2019-20.

The last time Creighton faced a team ranked exactly 18th was a 64-62 win over then-No.18 Connecticut on March 2, 2022.

Creighton has won its past four games against teams ranked No. 18 and are 4-3 all-time in such contests.

- **Ryan Nembhard** (15.2 ppg.), **Ryan Kalkbrenner** (15.1), **Baylor Scheierman** (14.5), **Trey Alexander** (13.8) and **Arthur Kaluma** (10.7) all are averaging in double-figures this season against top-25 competition.

- Creighton is 53-164 all-time against top-25 foes, including a 35-49 record under **Greg McDermott**.

Creighton is 4-17 all-time against top-25 teams in the postseason, and has never beaten multiple top-25 teams in the same postseason. Last Sunday, CU knocked off No. 11 Baylor in Denver.

- Friday's win over Princeton marked the 18th sellout that Creighton has played in front of in 36 games this season, including six home games, four road games and eight neutral contests.

Creighton ranks sixth nationally with 17,163 home fans per game.

- Creighton has made 82-of-91 free throws in BIG EAST Tournament and NCAA Tournament play (90.1 percent) and is now shooting 78.1 percent on the season at the stripe.

Creighton's records for free throw percentage go back to 1951-52, and CU has never had a team finish better than the 75.9 percent that the 2012-13 squad converted.

In the NCAA Tournament alone, Creighton is shooting 91.2 percent (52-57), including a streak of 30 makes in a row from late in its First Round win vs. NC State, all 22 tries vs. Baylor in the Second Round, and its first seven tries vs. Princeton on Friday.

Creighton's 78.1 marksmanship at the line is 10th-best nationally (through Friday) and makes CU the only team still alive in the NCAA Tournament that's over 76.0 percent.

- Creighton's 58.2 field goal percentage on Friday was the Bluejays second-highest NCAA Tournament field goal percentage ever. It only trails Creighton's First Round 64.3 percent shooting performance against #4 DePaul in the 1978 NCAA Tournament.

- Creighton is now 24-3 this season when leading or tied at the half this season, including a 6-0 record at neutral sites.

2022-23 Dunks (112)		
Name	2022-23	Career (CU only)
Ryan Kalkbrenner	59	157
Fredrick King	26	26
Arthur Kaluma	22	43
Baylor Scheierman	2	2
Trey Alexander	2	2
Ryan Nembhard	1	2

2022-23 BIG EAST Preseason Poll		
Rk.	School (1st place votes)	Total
1.	Creighton (8)	98
2.	Xavier (2)	86
3.	Villanova (1)	85
4.	Connecticut	77
5.	Providence	62
6.	St. John's	52
7.	Seton Hall	44
8.	Butler	36
9.	Marquette	32
10.	Georgetown	21
11.	DePaul	12

### Preseason All-BIG EAST Team

**First Team**  
 Adama Sanogo, UConn (Preseason POY)  
**Ryan Kalkbrenner, Creighton**  
 Jared Bynum, Providence  
 Posh Alexander, St. John's  
 Colby Jones, Xavier  
 Jack Nunge, Xavier

**Second Team**  
**Arthur Kaluma, Creighton**  
**Ryan Nembhard, Creighton**  
 Kadary Richmond, Seton Hall  
 Caleb Daniels, Villanova  
 Eric Dixon, Villanova  
 Justin Moore, Villanova

**Honorable Mention**  
 Chuck Harris, Butler  
**Baylor Scheierman, Creighton**  
 Cam Whitmore, Villanova (Preseason FOY)

More Miscellaneous 2022-23 Statistics	
<b>CU's Biggest Halftime Lead</b>	31 vs. North Dakota (53-22), 11/10
<b>CU's Biggest Halftime Lead In A Loss</b>	8 vs. #10 Marquette (40-32), 2/21
<b>CU's Biggest Halftime Deficit</b>	14 at Villanova (38-24), 2/25
<b>CU's Biggest Halftime Deficit In A Win</b>	14 vs. #15 Xavier (40-26), 3/10
<b>CU's Biggest Overall Lead</b>	43 vs. Georgetown (84-41), 3/1
<b>CU's Biggest Overall Deficit</b>	22 vs. #15 Xavier (82-60), 3/10
<b>CU's Biggest Margin of Victory</b>	40 vs. Georgetown (99-59), 3/1
<b>CU's Biggest Margin of Defeat</b>	12 at Villanova (79-67), 2/25
<b>CU's Biggest Lead In A Loss</b>	12 vs. #10 Marquette (32-20), 2/21
<b>CU's Biggest Deficit Overcome In A Win</b>	9 vs. Butler (16-7), 12/22

### Pronunciation Guide

**John Christofilis** . . . . . Criss-TOFF-a-liss  
**Francisco Farabello** . . . . . Fair-uh-BELL-oh  
**Ryan Kalkbrenner** . . . . . CAULK-bren-ner  
**Arthur Kaluma** . . . . . Kah-LOO-muh  
**Shereef Mitchell** . . . . . SHUR-reef  
**Ryan Nembhard** . . . . . NEM-hard  
**Sami Osmani** . . . . . Sammy • Oh's-MONN-ee  
**Baylor Scheierman** . . . . . SHY-er-man  
**Ben Shtolzberg** . . . . . SHTOLTZ-berg

- Only four of the eight teams still alive were ranked in the preseason AP poll, and Sunday's South Regional is the only match-up featuring two such squads, as preseason No. 9 Creighton will face preseason No. 19 San Diego State.

The West Regional features preseason No. 2 Gonzaga against RV UConn and the Midwest Regional pairs RV Miami against No. 12 Texas. Meanwhile, the East Regional features two teams that didn't receive a single vote in the preseason AP poll, Kansas State and FAU.

- The winner of Sunday's Creighton/San Diego State game will advance to the Final Four next Saturday in Houston, Texas and face the winner of Saturday's game between Kansas State and Florida Atlantic.

CU is 8-8 all-time against K-State, last meeting in the First Round of the 2018 NCAA Tournament (a 69-59 Wildcat win in Charlotte).

Creighton is 1-0 all-time against FAU, winning 66-46 at the Nike Classic in Honolulu, Hawaii.

## 2022-23 Creighton Basketball Numerical Roster

No.	Name	Yr.	Pos.	Ht.	Wt.	Hometown (High School / Last School)
0	Jasen Green	Fr.	F	6-8	225	Omaha, Neb. (Millard North HS)
1	Ben Shtolzberg	Fr.	G	6-4	200	Northridge, Calif. (Notre Dame HS)
2	Ryan Nembhard	So.	G	6-0	170	Aurora, Ontario, Canada (Montverde Academy [Fla.])
4	Shereef Mitchell	Jr.	G	6-1	170	Omaha, Neb. (Sunrise Christian Academy [Kan.])
5	Francisco Farabello	Sr.	G	6-3	185	Cañada de Gómez, Argentina (NBA Global Academy Australia / TCU)
10	Zander Yates	Fr.	F	6-7	225	Germantown, Tenn. (Houston HS)
11	Ryan Kalkbrenner	Jr.	C	7-1	260	Florissant, Mo. (Trinity Catholic HS)
13	Mason Miller	Fr.	F	6-9	190	Germantown, Tenn. (Houston HS)
14	Sami Osmani	Jr.	G	6-4	205	Oak Lawn, Ill. (Oak Lawn Community HS)
15	John Christofilis	So.	G	6-3	195	Seattle, Wash. (O'Dea HS)
21	Evan Young	Fr.	G	5-11	160	Alpine, Utah (American Fork HS)
22	Devin Davis	Jr.	G	6-0	180	Chicago, Ill. (Westinghouse College Prep)
23	Trey Alexander	So.	G	6-4	190	Oklahoma City, Okla. (Heritage Hall HS)
24	Arthur Kaluma	So.	F	6-7	225	Glendale, Ariz. (Dream City Christian HS)
33	Fredrick King	Fr.	C	6-10	235	Mangrove Cay, Andros, Bahamas (NBA Academy Latin America)
55	Baylor Scheierman	Sr.	G	6-7	205	Aurora, Neb. (Aurora HS / South Dakota State Univ.)

**Head Coach:** Greg McDermott (Northern Iowa, 1988)

**13th season at Creighton:** 300-149 (.668)

**29th season as a head coach:** 580-344 (.628)

**Assistant Coaches:** Alan Huss, Ryan Miller, Jalen Courtney-Williams

**Assistant to the Head Coach:** Steve Merfeld

**Director of Basketball Operations:** Jeff Vanderloo

**Video Coordinator:** Casey Matthews

**Administrative Specialist:** John McKew

**Diversity and Inclusion Officer:** Len Gordy

**Graduate Assistants:** Lucas Vargas, Trey Zeigler

# The Last Time It Happened...

## CREIGHTON INDIVIDUALS

### SCORING

**Scored 25+ points** - Ryan Nembhard (30) vs. #11 Baylor, 3/19/23  
**Scored 30+ points** - Ryan Nembhard (30) vs. #11 Baylor, 3/19/23  
**Scored 35+ points** - Mitch Ballock (39) vs. DePaul, 3/9/19  
**Scored 40+ points** - Doug McDermott (45) vs. Providence, 3/8/14  
**Scored 45+ points** - Doug McDermott (45) vs. Providence, 3/8/14  
**Scored 50+ points** - Bob Portman (51) vs. Wisconsin-Milwaukee, 12/16/67  
**Two players had 20+ points** - Ryan Kalkbrenner (22) & Baylor Scheierman (21) vs. Princeton, 3/24/23  
**Three players had 20+ points** - Trey Alexander (21), Ryan Nembhard (20), Ryan Kalkbrenner (20) at DePaul, 3/4/23  
**Two players had 25+ points** - P'Allen Stinnett (30) & Booker Woodfox (29) vs. New Mexico, 11/16/08  
**Two players had 30+ points** - Benoit Benjamin (45) & Vernon Moore (30), Indiana State, 1/19/85  
**Scored 20+ points in three straight games** - Marcus Zegarowski (3), Dec. 7-17, 2019  
**Scored 20+ points in four straight games** - Marcus Foster (7), Jan. 16 - Feb. 10, 2018  
**Scored 20+ points in five straight games** - Marcus Foster (7), Jan. 16 - Feb. 10, 2018  
**Scored 20+ points in six straight games** - Marcus Foster (7), Jan. 16 - Feb. 10, 2018  
**Scored 20+ points in seven straight games** - Marcus Foster (7), Jan. 16 - Feb. 10, 2018  
**Scored 20+ points in eight straight games** - Doug McDermott (14), Jan. 25 - March 21, 2014  
**Scored 20+ points in 10 straight games** - Doug McDermott (14), Jan. 25 - March 21, 2014  
**Scored 25+ points in five straight games** - Doug McDermott (5), March 8 - 21, 2014  
**Scored 30+ points in two straight games** - Doug McDermott (3), March 8 - 14, 2014  
**Scored 30+ points in three straight games** - Doug McDermott (3), March 8 - 14, 2014  
**Scored 40+ points in two straight games** - Benoit Benjamin (2), Jan. 17-19, 1985  
**20+ points, half** - Ryan Kalkbrenner (20) vs. NC State, 3/17/23 (2nd half)  
**30+ points, half** - Doug McDermott (31) at Bradley, 1/7/12 (2nd half)  
**Two players had 20+ points, same half** - P'Allen Stinnett (21) & Booker Woodfox (23) vs. New Mexico, 11/16/08 (2nd half)  
**Scored in double figures in 15+ straight games** - Ryan Kalkbrenner (20), Jan. 11, 2023-Present  
**Scored in double figures in 20+ straight games** - Ryan Kalkbrenner (20), Jan. 11, 2023-Present  
**Scored in double figures in 25+ straight games** - Marcus Foster (33), Jan. 14, 2017 - Jan. 3, 2018  
**Scored in double figures in 30+ straight games** - Marcus Foster (33), Jan. 14, 2017 - Jan. 3, 2018  
**Scored in double figures in 35+ straight games** - Doug McDermott (37), April 1, 2011 - Nov. 9, 2012  
**All five starters scored in double figures** - Ryan Nembhard (17), Arthur Kaluma (18), Trey Alexander (13), Ryan Kalkbrenner (21), Baylor Scheierman (23) vs. Villanova, 3/9/23e  
**5+ players scored in double figures** - Ryan Nembhard (17), Arthur Kaluma (18), Trey Alexander (13), Ryan Kalkbrenner (21), Baylor Scheierman (23) vs. Villanova, 3/9/23  
**6+ players scored in double figures** - Denzel Mahoney (24), Alex O'Connell (16), Mitch Ballock (14), Damien Jefferson (11), Shereef Mitchell (10), Christian Bishop (10) vs. St. John's, 1/9/21  
**7+ players scored in double figures** - Cole Huff (20), Khyri Thomas (16), Marcus Foster (15), Maurice Watson Jr. (13), Isaiah Zierden (12), Zach Hanson (11), Justin Patton (10) vs. North Carolina State, 11/20/16  
**Five players with 15+ or more points** - Doug McDermott (18), Jahenns Manigat (17), Gregory Echenique (15), Antoine Young (15), Ethan Wragge (15) at Southern Illinois, 2/14/12

### DOUBLE-DOUBLES

**Double-double** - Baylor Scheierman (12 pts., 12 reb.) vs. Villanova, 3/9/23  
**Triple-double** - Benoit Benjamin (29 pts., 12 reb., 12 blk.) at Bradley, 2/2/85  
**Double-double by a freshman** - Fredrick King (16 pts., 10 reb.) at Marquette, 12/16/22  
**20-point, 10-assist game** - Maurice Watson Jr. (21 pts., 10 ast.) vs. Seton Hall, 12/28/16  
**20-point, 10-rebound game** - Ryan Nembhard (20 pts., 11 reb.) at DePaul, 3/4/23  
**30-point, 10-rebound game** - Ryan Hawkins (30 pts., 12 reb.) at Georgetown, 2/12/22  
**20+ points, 20+ rebound game** - Bob Harstad (24 pts., 20 reb.) at Southern Illinois, 1/23/89  
**Back-to-back 20-point, 10-rebound games** - Doug McDermott, March 1 - 4, 2014  
**Double-double in points and assists** - Ryan Nembhard (15 pts., 10 ast) vs. Arkansas-Pine Bluff, 11/9/21  
**Double-double in points and blocks** - Benoit Benjamin (29 pts., 12 blk.) at Bradley, 2/2/85  
**Double-double in points and steals** - Never  
**Double-double in 2+ consecutive games** - Arthur Kaluma (2), Jan. 3-7, 2023  
**Double-double in 3+ consecutive games** - Baylor Scheierman (4), Nov. 23 - Dec. 10, 2022  
**Double-double in 5+ consecutive games** - Benoit Benjamin (28), March 15, 1984 - Feb. 16, 1985  
**Two players record double-doubles** - Fredrick King (16 pts., 10 reb.) & Baylor Scheierman (14 pts., 11 reb.) at Marquette, 12/16/22

### FIELD GOALS

**Made 15+ FG in a game** - Doug McDermott (17) vs. Providence, 3/8/14  
**Made 18+ FG in a game** - Doug McDermott (18) at Bradley, 1/7/12  
**Attempted 20+ FG in a game** - Ryan Hawkins (21) at Georgetown, 2/12/22  
**Attempted 25+ FG in a game** - Marcus Foster (25) vs. #5 Xavier, 2/10/18

### THREE-POINTERS

**Made 6+ 3-pointers in a game** - Trey Alexander (7) vs. Georgetown, 3/1/23  
**Made 7+ 3-pointers in a game** - Trey Alexander (7) vs. Georgetown, 3/1/23  
**Made 8+ 3-pointers in a game** - Ryan Hawkins (8) at Georgetown, 2/12/22  
**Made 9+ 3-pointers in a game** - Mitch Ballock (11) vs. DePaul, 3/9/19  
**Made 10+ 3-pointers in a game** - Mitch Ballock (11) vs. DePaul, 3/9/19  
**Attempted 10+ 3-pointers in a game** - Trey Alexander (10) vs. Georgetown, 3/1/23  
**Attempted 15+ 3-pointers in a game** - Ryan Hawkins (18) at Georgetown, 2/12/22  
**Made a 3-pointer in 15+ straight games** - Baylor Scheierman (36), Nov. 7, 2022-Present; (Baylor Scheierman has done it in 46 straight games if you go back to his time at South Dakota State)  
**Made a 3-pointer in 20+ straight games** - Baylor Scheierman (36), Nov. 7, 2022-Present; (Baylor Scheierman has done it in 46 straight games if you go back to his time at South Dakota State)  
**Made a 3-pointer in 25+ straight games** - Baylor Scheierman (36), Nov. 7, 2022-Present; (Baylor Scheierman has done it in 46 straight games if you go back to his time at South Dakota State)  
**Made a 3-pointer in 30+ straight games** - Baylor Scheierman (36), Nov. 7, 2022-Present; (Baylor Scheierman has done it in 46 straight games if you go back to his time at South Dakota State)  
**Made two 3-pointers in 10+ straight games** - Baylor Scheierman (15), Nov. 7, 2022 - Jan. 3, 2023 (Scheierman did it in 22 straight games if you go back to his time at South Dakota State from Feb. 10, 2022- Jan. 3, 2023)  
**Made 5+ 3-pointers in 3+ straight games** - Kyle Korver (4), Nov. 17-26, 2002  
**Made 5+ 3-pointers in 4+ straight games** - Kyle Korver (4), Nov. 17-26, 2002

### FREE THROWS

**Made 10+ FT in a game** - Ryan Nembhard (10) vs. #11 Baylor, 3/19/23  
**Made 15+ FT in a game** - Nate Funk (15) vs. Dayton, 11/26/05  
**Attempted 15+ FT in a game** - Austin Chatman (16) vs. South Dakota, 12/9/14  
**Attempted 20+ FT in a game** - Bob Harstad (20) vs. Morgan State, 11/22/89

### REBOUNDS

**10+ rebounds** - Baylor Scheierman (12) vs. Villanova, 3/9/23  
**15+ rebounds** - Arthur Kaluma (16) at #4 Connecticut, 1/7/23  
**20+ rebounds** - Bob Harstad (20) at Southern Illinois, 1/23/89  
**25+ rebounds** - Paul Silas (27) vs. Oklahoma City, 3/9/64  
**30+ rebounds** - Paul Silas (36) vs. Marquette, 1/23/64  
**35+ rebounds** - Paul Silas (36) vs. Marquette, 1/23/64  
**10+ rebounds in three consecutive games** - Baylor Scheierman (3), March 1-9, 2023  
**10+ rebounds in four consecutive games** - Baylor Scheierman (4), Nov. 23 - Dec. 10, 2022  
**Two players had 10+ rebounds** - Ryan Nembhard (11) and Baylor Scheierman (10) at DePaul, 3/4/23

### ASSISTS

**10+ assists** - Ryan Nembhard (12) vs. Holy Cross, 11/14/22  
**12+ assists** - Ryan Nembhard (12) vs. Holy Cross, 11/14/22  
**15+ assists** - Ralph Bobik (17) vs. Bradley, 1/22/74  
**8+ assists in three consecutive games** - Maurice Watson Jr. (5), Nov. 29 - Dec. 17, 2016  
**10+ assists in two consecutive games** - Maurice Watson Jr. (2), Dec. 9-17, 2016

### BLOCKS

**5+ blocks** - Ryan Kalkbrenner (5) vs. #13 Xavier, 1/28/23  
**6+ blocks** - Ryan Kalkbrenner (6) vs. Seton Hall, 1/3/23  
**7+ blocks** - Gregory Echenique (7) at Missouri State, 1/22/11  
**8+ blocks** - Doug Swenson (8) at UMKC, 11/18/98  
**9+ blocks** - Benoit Benjamin (12) at Bradley, 2/2/85  
**10+ blocks** - Benoit Benjamin (12) at Bradley, 2/2/85

### STEALS

**6+ steals** - Damien Jefferson (6) at Providence, 1/2/21  
**7+ steals** - P'Allen Stinnett (7) vs. Southern, 12/15/028  
**8+ steals** - Latrell Wrightsell (8) vs. Drake, 3/2/91

### MINUTES

**Played the entire game** - Ryan Nembhard (40) vs. #21 Connecticut, 2/11/23  
**Played over 40 minutes** - Trey Alexander (49), Baylor Scheierman (47), Arthur Kaluma (47), Ryan Nembhard (47) and Ryan Kalkbrenner (45) at #24 Providence, 2/14/23

### FOULS

**Coach/Bench technical foul** - Bench (Greg McDermott) vs. Butler, 2/8/22  
**Player technical foul** - Baylor Scheierman vs. St. John's, 1/25/23  
**Player ejection** - Alex O'Connell vs. Butler, 3/6/21  
**Two players fouled out** - Damien Jefferson & Marcus Zegarowski vs. Georgetown, 2/3/21  
**Three players fouled out** - Tyler McKinney, Dane Watts & Anthony Tolliver at Indiana State, 1/12/05

## CREIGHTON TEAM

**Scored 15 or less points in a half** - at #4 Villanova (14), 1/25/15 (1st)  
**Scored 50+ points in a half** - vs. Villanova (55), 3/9/23 (2nd)  
**Scored 55+ points in a half** - vs. Villanova (55), 3/9/23 (2nd)  
**Scored 60+ points in a half** - vs. Coe (60), 12/20/18 (1st)  
**Scored 100+ points** - vs. St. John's (104), 1/25/23  
**Scored 100+ points (League)** - vs. St. John's (104), 1/25/23  
**Scored 110+ points** - vs. Coe (110), 12/20/18  
**Scored 110+ points (League)** - vs. Bradley (111), 3/1/08  
**Scored 120+ points** - at Miami (Fla.) (124), 2/10/64  
**Scored less than 50 points** - vs. #8 Villanova (48), 3/12/22  
**Scored 100 points in two consecutive games** - 103 vs. Washington State on 11/18/16 and 112 vs. North Carolina State on 11/20/16  
**Scored 100 points in consecutive league games** - Never  
**Scored 100 points in 3+ consecutive games** - Never  
**Won game by 50 points or more** - vs. Coe (110-60), 12/20/18  
**Made 40 FG** - vs Coe (42), 12/20/18  
**Attempted 75 FGA's** - vs. Truman State (79), 1/14/17  
**Shot 65%+ from the field** - .702 vs. Wichita State (33-47), 3/2/13  
**Game decided by one point** - vs. Marquette (W 83-82), 2/20/22  
**Two consecutive games decided by one point** - at DePaul (W 76-75) on 2/7/18 and vs. #5 Xavier (L 72-71) on 2/10/18  
**Three consecutive games decided by one point** - vs. Boston College (W, 62-61) on 12/28/74, vs. Wake Forest (L, 70-69) on 12/30/74 and at Drake (W, 71-70) on 1/2/75  
**Shot 90% or better from FT line** - 1.000 at St. John's (16-16), 2/18/23  
**Shot 100% from FT line** - 1.000 vs. #11 Baylor (22-22), 3/19/23  
**Shot 50% or less from FT line** - .471 vs. Holy Cross (8-17), 11/14/22  
**Made 0 FT** - at Michigan (0), 11/12/19  
**Attempted 5 or less FT** - at Marquette (5), 12/16/22  
**Made 30 FT** - vs. Davidson (36), 3/21/11  
**Attempted 40 FT** - vs. North Texas (40), 12/21/15  
**Won an overtime game** - vs. San Diego State (72-69, OT), 3/17/22  
**Lost an overtime game** - at #24 Providence (94-86, 2OT), 2/14/23  
**Played two overtimes** - at #24 Providence (Lost 94-86), 2/14/23  
**Played three overtimes** - vs. #13 DePaul (L, 85-82), 2/1/78  
**Played consecutive games that went to OT** - vs. South Dakota (W 91-88, 2 OT), 12/9/14 & vs. Saint Mary's (L 67-71, OT), 12/13/14  
**Scored 75+ bench points** - vs. Bradley (77), 3/1/08 (2OT)  
**Made GW shot with no time left** - Ryan Nembhard vs. Southern Illinois, 11/22/21  
**Won rebounds by 20+ -** at Butler (47-24), 1/17/23  
**Lost rebounds by 20+** - vs. BYU (50-29), 12/10/22  
**Did not make a three-pointer** - at Illinois State (0-for-5), 2/20/93  
**Team made 15+ three-pointers** - vs. Georgetown (19), 3/1/23  
**Team made 20+ three-pointers** - vs. Coe (22), 12/20/18  
**Blocked 10+ shots** - vs. Wichita State (10), 2/17/02  
**10+ blocks and 10+ three-pointers in same game** - vs. Wichita State (10 blocks, 10 3FG's), 2/17/02  
**Shot 75%+ in a half** - vs. Arkansas-Pine Bluff (.759; 22-29), 11/9/21 (2nd)  
**25+ assists** - vs. Georgetown (27 assists on 33 FG), 3/1/23  
**15+ steals** - at Georgetown (19), 2/9/21  
**Overcame 10 point halftime deficit to win** - Trailed 42-30 at half, won 70-65 vs. SIU Edwardsville, 11/27/21  
**Overcame 15 point deficit to win** - Trailed 56-40, won 70-65 vs. SIU Edwardsville, 11/27/21  
**Wasted 15 point lead in loss** - Led 36-19 vs. #21 Xavier and lost 74-64, 1/29/22  
**Beat a top-5 team** - vs. #5 Villanova (W 86-70), 2/13/21  
**Beat a top-10 team** - vs. #9 Arkansas (W 90-87), 11/22/22  
**Beat a top-25 team** - vs. #13 Xavier (W 84-67), 1/28/23  
**Beat a top-25 team on road** - at #17 Connecticut (59-55), 2/1/22  
**Won the Conference Tournament** - 2012-13 (MVC)  
**Was led by an interim head coach** - Alan Huss vs. DePaul, 1/22/22  
**Won an in-season tournament** - Cayman Islands Classic, 2018

## OPPONENT INDIVIDUAL

**Scored 50+ points** - Markus Howard (53), #21 Marquette, 1/9/19 (OT)  
**Scored 40+ points** - James Bouknight (40), Connecticut, 12/20/20 (OT)  
**Scored 35+ points** - David Roddy (36), Colorado State, 11/21/21  
**Scored 30+ points** - LJ Cryer (30), #11 Baylor, 3/19/23  
**Had 20+ points in a half** - David Roddy (21), Colorado State, 11/21/21 (1st)  
**Three players had 20+ points** - Devin Carter (25), Bryce Hopkins (20), Noah Locke (20) at #24 Providence, 2/14/23  
**Grabbed 20+ rebounds** - Mac Koshwal (22), DePaul, 12/23/08  
**Grabbed 15+ rebounds** - Adama Sanogo (16), #18 UConn, 3/2/22  
**Had a triple-double** - Troy Taylor (10 pts., 10 reb., 10 ast.), Evansville, 12/29/12  
**Had 20+ points and 10+ rebounds** - Bryce Hopkins (20 pts., 10 reb.), Providence, 1/14/23  
**Had 30+ points and 10+ rebounds** - Oumar Ballo (30 pts., 13 reb.), #14 Arizona, 11/23/22  
**Had 20+ points and 20+ rebounds** - Not since at least 1980-81  
**Made 6+ 3-pointers** - Eric Dixon (6), Villanova, 2/25/23  
**Made 7+ 3-pointers** - A.J. Reeves (7), #11 Providence, 2/26/22  
**Made 8+ 3-pointers** - Markus Howard (10), #21 Marquette, 1/9/19 (OT)  
**Made 9+ 3-pointers** - Markus Howard (10), #21 Marquette, 1/9/19 (OT)  
**Made 10+ 3-pointers** - Markus Howard (10), #21 Marquette, 1/9/19 (OT)  
**Attempted 10+ three-point field goals** - LJ Cryer (11), #11 Baylor, 3/19/23  
**Attempted 15+ three-point field goals** - Zach Norvell Jr. (17), #1 Gonzaga, 12/1/18  
**Made 12+ free throws** - Markus Howard (13), #21 Marquette, 1/9/19 (OT)  
**Made 15+ free throws** - Khadeen Carrington (18), Seton Hall, 2/15/17  
**Had 15+ free throw attempts** - Markus Howard (15), #21 Marquette, 1/9/19 (OT)  
**Had 20+ free throw attempts** - Khadeen Carrington (22), Seton Hall, 2/15/17  
**Had 20+ points and 10+ assists** - Manny Harris (20 pts., 11 ast.), #15 Michigan, 11/26/09  
**Had 10+ assists** - Rasheem Dunn (10), St. John's, 3/1/20  
**Had 15+ assists** - Anthony Manuel (15), Bradley, 3/9/88  
**Had 6+ steals** - Quincy McKnight (6), Seton Hall, 2/17/19  
**Had 7+ steals** - Bryan Mullins (8), Southern Illinois, 2/11/06  
**Had 8+ steals** - Bryan Mullins (8), Southern Illinois, 2/11/06  
**Had 5+ blocks** - Adama Sanogo (6), #18 UConn, 3/2/22  
**Had 6+ blocks** - Adama Sanogo (6), #18 UConn, 3/2/22  
**Had 7+ blocks** - Brandon Gilbeck (7), Western Illinois, 11/6/18  
**Played an entire game** - Bryce Hopkins (50), #24 Providence, 2/14/23  
**Had 9+ turnovers** - Jeremy Robinson (9), Chicago State, 11/13/11  
**Had 10+ turnovers** - Marque Carrington (10), North Carolina A&T, 11/18/01  
**Made 12+ field goals** - LJ Cryer (13), #11 Baylor, 3/19/23  
**Made 15+ field goals** - Markus Howard (15), #21 Marquette, 1/9/19 (OT)  
**Attempted 20+ field goals** - Tosan Evbuomwan (22), Princeton, 3/24/23  
**Attempted 25+ field goals** - Terquavion Smith (27), NC State, 3/17/23  
**Coach/Bench technical foul** - #13 Xavier, 1/28/23  
**Coach/Bench multiple technical fouls** - Coach (Ewing), Georgetown, 2/14/22  
**Coach ejection** - Chris Mullin, St. John's, 2/28/16  
**Player technical foul** - Primo Spears, Georgetown, 3/1/23  
**Player ejection** - Nick Billingsley (Flagrant 2 foul), UTSA, 11/17/15

## OPPONENT TEAM

**Scored 10 or less points in a half** - Bradley (10), 3/6/84 (2nd half)  
**Scored 15 or less points in a half** - DePaul (15), 1/22/22 (2nd)  
**Scored 50+ points in a half** - Villanova (51), 3/9/23 (2nd)  
**Scored 55+ points in a half** - #21 Xavier (55), 1/29/22 (2nd)  
**Scored 60+ points in a half** - #1 Gonzaga (62), 12/1/18 (2nd)  
**Scored less than 40 points** - Maryland Eastern Shore (36), 12/15/17  
**Scored less than 50 points** - DePaul (47), 1/22/22  
**Scored less than 50 points (League)** - DePaul (47), 1/22/22  
**Scored 100+ points** - #21 Marquette (106), 1/9/19 (OT)  
**Scored 100+ points (League)** - #21 Marquette (106), 1/9/19 (OT)  
**Won game by 50 points or more** - Illinois (66, 96-30), 1/15/49  
**Won game by 40 points or more** - Iowa State (44, 107-63), 12/1/93  
**Won by 30+ points** - #19 Villanova (75-41), 1/5/22  
**Shot 75%+ in a half** - at #25 Georgetown (.750, 15-20), 1/3/15 (2nd)  
**Shot 65%+ from the field** - #16 Villanova (.680, 34-50), 1/2/16  
**Shot 25% or less from the field** - Maryland Eastern Shore (.233, 13-55), 12/15/17  
**Made 35 FG** - #14 Arizona (36), 11/23/22  
**Attempted 75 FGA's** - #24 Providence (76), 2/14/23  
**Made 30 FT** - at George Mason (31), 12/12/09  
**Attempted 40 FT** - vs. Massachusetts (40), 11/25/15  
**Attempted five or less FT** - #21 Connecticut (4-4), 2/11/23  
**Shot 95%+ from FT line** - 1.000, #21 Connecticut (4-4), 2/11/23  
**Shot 100% from FT line** - 1.000, #21 Connecticut (4-4), 2/11/23  
**Did not make a free-throw** - North Carolina Central (0-for-3) on 11/23/14  
**Did not make a three-pointer** - Illinois State (0-for-8) on 12/12/99  
**Team made 15+ three-pointers** - 20, Colorado State (20-for-34), 11/21/21  
**Team made 20+ three-pointers** - 20, Colorado State (20-for-34), 11/21/21  
**Had 0 Offensive Rebounds:** Coe, 12/20/18  
**30+ turnovers** - Arkansas-Pine Bluff (30), 11/20/08  
**Blocked 10+ shots** - #3 Oklahoma (11), 12/19/15  
**10+ blocks and 10+ three-pointers in same game** - Fresno State (10 blocks, 13 3FG's), 12/16/06  
**25+ assists** - Wichita State (25), 2/6/99  
**15+ steals** - Baylor (18), 12/4/99  
**Made GW shot with no time left** - Kris Dunn, #12 Providence, 1/12/16 (PC wins 50-48)  
**Had 3 or more players foul out** - Memphis, 3/22/19

## All-Time Record vs. Ranked Opponents (53-164)\*

\*AP Poll only

Date	Opponent	Result	Date	Opponent	Result	Date	Opponent	Result
01/03/51	at #8 Villanova	L 43-61	03/04/74	#14 South Carolina	L 69-78	12/31/02	at #19 Xavier	L 73-75
01/10/52	at #9 Seton Hall	L 44-60	03/14/74	vs. #14 Kansas	L 54-55	02/24/04	at #16 Southern Illinois	L 60-68
02/25/53	at #11 Oklahoma City	L 58-79	03/16/74	vs. #16 Louisville	W 80-71	01/31/06	#25 Northern Iowa	W 63-55
03/06/53	at #15 Seattle	L 85-103	12/20/74	at #2 Indiana	L 53-71	12/09/06	#24 Xavier	W 73-67
03/07/53	at #15 Seattle	L 73-96	12/26/74	vs. #19 Oregon	L 64-75	02/10/07	at #21 Southern Illinois	L 68-72
12/11/53	#14 Wyoming	L 65-71	03/08/75	#5 Marquette	L 60-64	03/04/07	vs. #11 Southern Illinois	W 67-61
02/01/54	#16 Wichita State	L 68-72	03/15/75	vs. #4 Maryland	L 79-83	03/16/07	vs. #15 Nevada	L 71-77 (OT)
02/04/54	at #16 Oklahoma City	L 54-69	12/27/75	vs. #20 Minnesota	L 74-80	12/05/07	at #21 Xavier	L 66-79
02/07/55	#9 Marquette	L 77-88	01/21/76	at #3 Marquette	L 62-76	01/22/08	#22 Drake	L 60-68 (OT)
02/01/56	at #14 Holy Cross	L 60-97	12/28/76	vs. #20 Auburn	W 81-76	01/30/08	at #16 Drake	L 65-75
02/03/56	at #13 St. Francis (N.Y.)	L 75-99	12/29/76	at #14 Louisville	L 66-69 (2OT)	03/08/08	vs. #20 Drake	L 67-75
03/01/57	at #18 Oklahoma City	L 70-97	03/05/77	#19 Marquette	L 60-72	11/14/09	at #21 Dayton	L 80-90
12/09/58	#17 Marquette	L 49-53	01/28/78	at #13 Indiana State	W 72-64	11/26/09	vs. #15 Michigan	L 76-83 (OT)
12/26/59	at #7 Saint Louis	L 66-84	02/01/78	#13 DePaul	L 82-85 (3OT)	12/19/09	at #19 New Mexico	L 61-66
01/04/60	at #11 Detroit	L 78-94	02/07/78	at #3 Marquette	L 57-82	12/01/10	#21 BYU	L 65-77
12/19/60	#5 North Carolina	L 64-72	03/12/78	vs. #4 DePaul	L 78-80	03/18/12	vs. #4 North Carolina	L 73-87
01/30/61	at #7 St. John's (N.Y.)	L 75-84	01/20/79	#5 Indiana State	L 80-90	03/24/13	vs. #6 Duke	L 50-66
03/16/62	vs. #2 Cincinnati	L 46-66	01/27/79	at #3 Indiana State	L 69-77	01/20/14	at #4 Villanova	W 96-68
12/18/62	at #6 Colorado	L 55-76	01/30/79	#10 Marquette	L 77-79	02/16/14	#6 Villanova	W 101-80
02/25/63	at #4 Arizona State	L 70-73	01/28/80	#1 DePaul	L 73-84	03/23/14	vs. #23 Baylor	L 55-85
12/13/63	#4 Arizona State	W 84-83	02/09/81	at #3 DePaul	L 57-83	11/19/14	#18 Oklahoma	W 65-63
12/21/63	vs. #6 UCLA	L 79-95	02/21/81	at #14 Wichita State	L 70-83	01/03/15	at #25 Georgetown	L 61-76
03/13/64	at #5 Wichita State	L 68-84	01/04/82	at #13 Tulsa	L 55-80	01/10/15	#19 Seton Hall	L 67-68
12/02/64	at #8 Kansas State	L 82-96	01/11/82	#5 DePaul	L 67-76	01/25/15	at #4 Villanova	L 50-71
01/11/65	at #7 St. John's (N.Y.)	L 66-72	01/14/82	at #16 Wichita State	L 56-69	01/31/15	#21 Georgetown	L 40-67
12/01/65	#10 Kansas State	W 83-75	02/13/82	#7 Tulsa	L 63-70	02/16/15	#19 Butler	L 56-58
12/09/65	#9 Bradley	L 79-88	03/02/82	at #10 Tulsa	L 81-106	03/03/15	#4 Villanova	L 72-76
12/18/65	at #6 Minnesota	L 77-89	02/10/83	#17 Illinois State	W 53-41	03/12/15	vs. #23 Georgetown	L 55-60
02/19/66	at #8 St. Joseph's (Pa.)	L 90-96	02/24/83	at #12 Wichita State	L 71-81	11/19/15	at #14 Indiana	L 65-86
12/21/66	#6 New Mexico	L 68-79	12/31/83	#4 DePaul	L 57-59 (OT)	12/19/15	at #3 Oklahoma	L 74-87
02/13/67	#5 Houston	L 80-87	01/26/84	at #12 Tulsa	L 64-75	01/02/16	#16 Villanova	L 71-85
02/25/67	at #7 Houston	L 73-87	02/16/84	#12 Tulsa	L 80-82 (OT)	01/12/16	#12 Providence	L 48-50
02/19/68	at #4 St. Bonaventure	L 84-97	03/10/84	at #12 Tulsa	L 68-70 (OT)	01/23/16	#18 Butler	W 72-64
02/29/68	at #8 Marquette	L 57-75	12/27/84	at #9 DePaul	L 58-87	02/03/16	at #3 Villanova	L 58-83
12/13/68	vs. #11 Kansas	L 65-78	02/16/85	#15 Tulsa	L 63-78	02/09/16	#5 Xavier	W 70-56
12/27/68	vs. #12 Illinois	L 77-90	12/30/85	at #18 Notre Dame	L 54-80	03/05/16	at #5 Xavier	L 93-98
01/07/69	at #11 LaSalle	L 84-103	01/25/86	#17 Bradley	L 50-64	11/15/16	#9 Wisconsin	W 79-67
01/10/69	at #15 Duquesne	L 59-66	02/08/86	at #13 Bradley	L 59-79	12/31/16	#1 Villanova	L 70-80
03/01/69	#18 Marquette	L 76-79	12/17/86	at #19 DePaul	L 64-74	01/11/17	#12 Butler	W 75-64
12/27/69	at #7 New Mexico State	L 78-93	12/26/86	vs. #6 Oklahoma	L 89-106	01/16/17	at #22 Xavier	W 72-67
01/29/70	#5 New Mexico State	W 72-68	12/23/87	at #15 UNLV	L 59-90	01/31/17	at #16 Butler	W 76-67
02/07/70	at #16 Houston	L 77-78 (OT)	02/13/88	at #15 Bradley	L 68-98	02/25/17	at #2 Villanova	L 63-79
02/28/70	at #8 Marquette	L 66-76	02/18/88	#17 Bradley	L 67-83	03/11/17	vs. #2 Villanova	L 60-74
03/04/70	#13 Houston	L 58-62	03/06/88	at #14 Bradley	L 77-101	11/15/17	at #20 Northwestern	W 92-88
12/29/70	vs. #9 Jacksonville	L 85-94	03/17/89	vs. #6 Missouri	L 69-85	11/20/17	vs. #23 UCLA	W 100-89
01/30/71	#17 Duquesne	L 69-72	12/04/89	at #5 Missouri	L 79-86	11/21/17	vs. #22 Baylor	L 59-65
02/19/71	at #11 LaSalle	L 61-64	03/14/91	vs. #15 New Mexico St.	W 64-56	12/01/17	at #15 Gonzaga	L 74-91
03/01/71	#2 Marquette	L 61-66	03/16/91	vs. #13 Seton Hall	L 69-81	12/28/17	at #23 Seton Hall	L 84-90
12/11/71	at #15 BYU	L 68-96	12/10/92	at #25 Nebraska	L 83-100	01/13/18	at #10 Xavier	L 70-92
12/22/71	vs. #10 St. John's (N.Y.)	L 73-94	01/18/95	#14 Iowa State	L 52-70	01/17/18	#19 Seton Hall	W 80-63
01/03/72	at #6 Ohio State	L 76-94	11/30/96	vs. #24 Minnesota	L 63-64	02/01/18	at #1 Villanova	L 78-98
02/06/72	#17 Jacksonville	W 71-66	12/20/98	#18 Oklahoma State	W 66-60	02/10/18	#5 Xavier	L 71-72
02/19/72	at #2 Marquette	L 61-70	03/13/99	vs. #5 Maryland	L 63-75	02/24/18	#3 Villanova	W 89-83 (OT)
03/01/72	at #8 South Carolina	L 64-81	11/27/99	#23 Iowa	W 85-76	11/21/18	vs. #16 Clemson	W 87-82
01/20/73	at #5 Long Beach State	L 51-68	01/12/00	#19 Tulsa	L 67-75	12/01/18	#1 Gonzaga	L 92-103
02/05/73	at #15 Jacksonville	L 62-78	03/16/00	vs. #24 Auburn	L 69-72	12/08/18	at #24 Nebraska	L 75-94
02/17/73	#7 Houston	W 78-77	03/15/01	vs. #24 Iowa	L 56-69	01/09/19	#21 Marquette	L 104-106 (OT)
03/05/73	#5 Marquette	L 49-61	11/27/01	#17 Western Kentucky	W 94-91 (2OT)	02/06/19	at #14 Villanova	L 59-66 (OT)
02/09/74	at #6 Marquette	W 75-69	03/05/02	vs. #15 Florida	W 83-82 (2OT)	03/03/19	at #10 Marquette	W 66-60
			03/17/02	vs. #13 Illinois	L 60-72	11/29/19	vs. #12 Texas Tech	W 83-76 (OT)

**Notes About The AP Poll**

- The AP poll started on Jan. 20, 1949.
- Third-ranked Villanova (on 2/24/18) is the highest-ranked team Creighton has ever beaten.
- Creighton snapped a 22-game losing streak against Top 10 teams on January 20, 2014, with a 28-point win at #4 Villanova.
- Creighton snapped a 25-game losing streak in true road games vs. ranked teams with a 28-point win at #4 Villanova on Jan. 20, 2014.
- Creighton lost its first 20 games vs. ranked teams.
- Creighton lost its first 34 away games vs. ranked teams.
- Creighton is 16-20 vs. ranked teams while ranked itself.
- Underscores in this chart indicate a different Creighton coach.

### Records vs. Ranked Teams in Postseason Play (4-17)

Event	Date	Opponent	Result	Event	Date	Opponent	Result
NCAA	3/16/62	vs. #12 Cincinnati	L 46-66	NCAA	3/15/01	vs. #24 Iowa	L 56-69
NCAA	3/13/64	at #5 Wichita State	L 68-84	NCAA	3/15/02	vs. #15 Florida	W 83-82 (2OT)
NCAA	3/14/74	vs. #14 Kansas	L 54-55	NCAA	3/17/02	vs. #13 Illinois	L 60-72
NCAA	3/16/74	vs. #16 Louisville	W 80-71	NCAA	3/16/07	vs. #15 Nevada	L 71-77 (OT)
NCAA	3/15/75	vs. #4 Maryland	L 79-83	NCAA	3/18/12	vs. #4 North Carolina	L 73-87
NCAA	3/12/78	vs. #4 DePaul	L 78-80	NCAA	3/24/13	vs. #6 Duke	L 50-66
NCAA	3/17/89	vs. #6 Missouri	L 69-85	NCAA	3/23/14	vs. #23 Baylor	L 55-85
NCAA	3/14/91	vs. #15 New Mexico St.	W 64-56	NCAA	3/28/21	vs. #1 Gonzaga	L 65-83
NCAA	3/16/91	vs. #13 Seton Hall	L 69-81	NCAA	3/19/22	vs. #3 Kansas	L 72-79
NCAA	3/13/99	vs. #5 Maryland	L 63-75	<b>NCAA</b>	<b>3/19/23</b>	<b>vs. #11 Baylor</b>	<b>W 85-76</b>
NCAA	3/16/00	vs. #24 Auburn	L 69-72	<b>NCAA</b>	<b>3/26/23</b>	<b>vs. #18 San Diego State</b>	<b>1:20 p.m.</b>

### CU Coaches vs. Ranked Teams

Coach	All	Home	Away	Neut.	Coach	vs. Top 10	vs. Top 11-25
Belford	0-2	0-0	0-2	0-0	Belford	0-2	0-0
Salerno	0-7	0-3	0-4	0-0	Salerno	0-1	0-6
Thomsen	0-4	0-1	0-3	0-0	Thomsen	0-0	0-4
McManus	2-24	2-5	0-15	0-4	McManus	2-18	0-6
Sutton	5-18	3-5	1-10	1-3	Sutton	3-10	2-8
Apke	2-17	0-6	1-7	1-4	Apke	0-11	2-6
Reed	1-12	1-5	0-7	0-0	Reed	0-5	1-7
Barone	1-12	0-2	0-7	1-3	Barone	0-3	1-9
Johnson	0-1	0-0	0-1	0-0	Johnson	0-0	0-1
Altman	7-18	5-3	0-7	2-8	Altman	0-1	7-17
McDermott	35-49	18-15	9-28	8-11	McDermott	12-22	23-27
<b>Total</b>	<b>53-164</b>	<b>29-45</b>	<b>11-86</b>	<b>13-33</b>	<b>Total</b>	<b>17-73</b>	<b>36-91</b>



## Miscellaneous Statistics

Opponent	Bench Points				Paint Points			Points Off Turnovers			Second Chance Points		Biggest CU Lead	Biggest CU Deficit	Lead Changes	Times Tied	Time CU Led	Time CU Trailed	
	W-L	CU	Opp.	Diff.	CU	Opp.	Diff.	CU	Opp.	Diff.	CU	Opp.							
St. Thomas	W	15	2	+13	34	26	+8	16	5	+11	15	5	+10	15	1	6	8	34:32	0:59
North Dakota	W	29	24	+5	50	22	+28	23	10	+13	24	0	+24	41	4	1	1	34:16	4:02
Holy Cross	W	41	17	+24	46	26	+20	20	6	+14	10	9	+1	34	-	-	-	39:39	-
UC Riverside	W	22	20	+2	42	34	+8	9	7	+2	9	4	+5	31	1	4	1	38:23	1:01
#21 Texas Tech	W	4	4	-	30	38	(-8)	13	13	-	14	5	+9	14	7	3	2	29:16	6:42
#9 Arkansas	W	3	21	(-18)	42	42	--	3	21	(-18)	5	15	(-10)	12	2	10	10	33:45	2:08
#14 Arizona	L	11	11	-	24	48	(-24)	19	4	+15	2	6	(-4)	1	14	4	4	2:16	36:51
#2 Texas	L	0	13	(-13)	36	36	--	5	11	(-6)	5	11	(-6)	2	11	11	6	4:41	32:34
Nebraska	L	16	5	+11	16	46	(-30)	5	10	(-5)	7	7	--	4	12	5	5	4:58	28:31
BYU	L	8	36	(-28)	24	42	(-18)	11	18	(-7)	5	21	(-16)	8	11	13	12	12:52	23:10
Arizona State	L	7	23	(-16)	22	16	+6	10	9	+1	11	10	+1	10	11	3	5	13:36	22:40
Marquette	L	7	21	(-14)	38	42	(-4)	8	18	(-10)	4	5	(-1)	6	18	8	2	4:58	33:32
Butler	W	14	17	(-3)	38	32	+6	11	5	+6	9	5	+4	22	9	1	2	10:36	27:28
DePaul	W	6	17	(-11)	14	22	(-8)	7	8	(-1)	9	10	(-1)	17	-	-	-	39:34	-
Seton Hall	W	17	27	(-10)	30	24	+6	24	6	+18	8	13	(-5)	32	3	4	2	35:50	1:48
#4 Connecticut	L	3	4	(-1)	26	20	+6	0	7	(-7)	14	9	+5	4	12	10	2	6:02	33:26
#12 Xavier	L	3	17	(-14)	38	32	+6	13	12	+1	7	15	(-8)	7	7	5	13	19:50	14:12
#19 Providence	W	4	4	-	46	32	+14	17	10	+7	8	20	(-12)	16	4	2	6	33:53	2:06
Butler	W	18	11	+7	44	20	+24	10	8	+2	14	6	+8	22	3	4	1	36:23	2:29
St. John's	W	29	9	+20	46	42	+4	17	6	+11	14	11	+3	31	4	3	3	32:52	2:42
#13 Xavier	W	9	12	(-3)	48	42	+6	10	14	(-4)	9	4	+5	19	5	3	2	34:16	4:07
Georgetown	W	0	14	(-14)	28	26	+2	4	11	(-7)	16	6	+10	14	1	4	1	35:17	2:29
Villanova	W	0	0	--	22	22	--	13	13	--	7	4	+3	10	3	11	9	28:08	4:44
Seton Hall	W	9	12	(-3)	28	24	+4	11	18	(-7)	4	1	+3	13	6	10	8	27:48	7:02
#21 Connecticut	W	7	12	(-5)	24	18	+6	13	8	+5	7	13	(-6)	9	2	4	3	34:49	0:39
#24 Providence	L	4	7	(-3)	38	36	+2	4	18	(-14)	8	10	(-2)	6	8	20	17	15:34	24:12
St. John's	W	20	21	(-1)	20	34	(-14)	18	11	+7	13	6	+7	12	2	3	3	36:30	0:48
#10 Marquette	L	15	2	+13	30	46	(-16)	14	13	+1	7	8	(-1)	12	10	5	7	24:33	11:13
Villanova	L	10	15	(-5)	28	34	(-6)	4	9	(-5)	14	9	+5	2	17	2	3	0:22	37:05
Georgetown	W	25	22	+3	28	14	+14	14	10	+4	14	9	+5	43	-	-	-	39:23	-
DePaul	W	14	22	(-8)	34	36	(-2)	4	22	(-18)	21	12	+9	18	3	1	1	35:42	2:14
Villanova	W	6	3	+3	28	26	+2	14	13	+1	7	5	+2	20	--	-	-	39:41	--
#15 Xavier	L	3	14	(-11)	24	40	(-16)	6	17	(-11)	10	16	(-6)	5	22	1	3	2:47	35:49
NC State	W	2	4	(-2)	40	32	+8	4	10	(-6)	6	8	(-2)	10	7	6	4	33:41	3:54
#11 Baylor	W	9	6	+3	16	38	(-22)	14	14	--	8	11	(-3)	18	3	2	2	37:19	1:32
Princeton	W	5	10	(-5)	36	34	+2	7	13	(-6)	5	10	(-5)	16	4	3	5	31:42	5:06
<b>2022-23 TOTAL</b>	<b>24-12</b>	<b>395</b>	<b>479</b>	<b>(-84)</b>	<b>1,158</b>	<b>1,144</b>	<b>+14</b>	<b>395</b>	<b>408</b>	<b>(-13)</b>	<b>350</b>	<b>319</b>	<b>+31</b>	<b>43</b>	<b>22</b>	<b>172</b>	<b>153</b>	<b>925:44</b>	<b>417:15</b>
<b>2021-22 TOTAL</b>	<b>23-12</b>	<b>331</b>	<b>672</b>	<b>(-341)</b>	<b>1,150</b>	<b>1,028</b>	<b>+122</b>	<b>398</b>	<b>528</b>	<b>(-130)</b>	<b>333</b>	<b>324</b>	<b>+9</b>	<b>32</b>	<b>35</b>	<b>160</b>	<b>122</b>	<b>770:52</b>	<b>542:56</b>
<b>2020-21 TOTAL</b>	<b>22-9</b>	<b>476</b>	<b>466</b>	<b>+10</b>	<b>1,012</b>	<b>876</b>	<b>+136</b>	<b>432</b>	<b>360</b>	<b>+72</b>	<b>296</b>	<b>301</b>	<b>(-5)</b>	<b>42</b>	<b>31</b>	<b>127</b>	<b>98</b>	<b>758:40</b>	<b>421:55</b>
<b>2019-20 TOTAL</b>	<b>24-7</b>	<b>465</b>	<b>496</b>	<b>(-31)</b>	<b>956</b>	<b>894</b>	<b>+62</b>	<b>443</b>	<b>336</b>	<b>+107</b>	<b>268</b>	<b>382</b>	<b>(-114)</b>						
<b>2018-19 TOTAL</b>	<b>20-15</b>	<b>661</b>	<b>565</b>	<b>+96</b>	<b>1,092</b>	<b>1,108</b>	<b>(-16)</b>	<b>493</b>	<b>500</b>	<b>(-7)</b>	<b>297</b>	<b>329</b>	<b>(-32)</b>						
<b>2017-18 TOTAL</b>	<b>21-12</b>	<b>806</b>	<b>577</b>	<b>+229</b>	<b>1,162</b>	<b>1,022</b>	<b>+140</b>	<b>490</b>	<b>421</b>	<b>+69</b>	<b>283</b>	<b>333</b>	<b>(-50)</b>						
<b>2016-17 TOTAL</b>	<b>25-10</b>	<b>706</b>	<b>620</b>	<b>+86</b>	<b>1,292</b>	<b>1,046</b>	<b>+246</b>	<b>585</b>	<b>446</b>	<b>+139</b>	<b>342</b>	<b>362</b>	<b>(-20)</b>						
<b>2015-16 TOTAL</b>	<b>20-15</b>	<b>925</b>	<b>682</b>	<b>+243</b>	<b>1,182</b>	<b>1,014</b>	<b>+168</b>	<b>486</b>	<b>411</b>	<b>+75</b>	<b>351</b>	<b>343</b>	<b>+8</b>						
<b>2014-15 TOTAL</b>	<b>14-19</b>	<b>898</b>	<b>563</b>	<b>+335</b>	<b>828</b>	<b>746</b>	<b>+82</b>	<b>373</b>	<b>435</b>	<b>(-62)</b>	<b>333</b>	<b>342</b>	<b>(-9)</b>						
<b>2013-14 TOTAL</b>	<b>27-8</b>	<b>744</b>	<b>506</b>	<b>+238</b>	<b>1,066</b>	<b>940</b>	<b>+126</b>	<b>421</b>	<b>371</b>	<b>+50</b>	<b>365</b>	<b>334</b>	<b>+61</b>						
<b>2012-13 TOTAL</b>	<b>28-8</b>	<b>712</b>	<b>578</b>	<b>+134</b>	<b>1,102</b>	<b>928</b>	<b>+174</b>	<b>460</b>	<b>434</b>	<b>+26</b>	<b>325</b>	<b>329</b>	<b>(-4)</b>						
<b>2011-12 TOTAL</b>	<b>29-6</b>	<b>730</b>	<b>635</b>	<b>+95</b>	<b>1,190</b>	<b>984</b>	<b>+206</b>	<b>452</b>	<b>457</b>	<b>(-5)</b>	<b>396</b>	<b>304</b>	<b>+92</b>						
<b>2010-11 TOTAL</b>	<b>23-16</b>	<b>726</b>	<b>680</b>	<b>+46</b>	<b>1,070</b>	<b>1,064</b>	<b>+6</b>	<b>415</b>	<b>509</b>	<b>(-94)</b>	<b>378</b>	<b>369</b>	<b>+9</b>						
<b>2009-10 TOTAL</b>	<b>18-16</b>	<b>871</b>	<b>694</b>	<b>+177</b>	<b>880</b>	<b>898</b>	<b>(-18)</b>	<b>432</b>	<b>455</b>	<b>(-23)</b>	<b>354</b>	<b>316</b>	<b>+38</b>						
<b>2008-09 TOTAL</b>	<b>27-8</b>	<b>923</b>	<b>559</b>	<b>+364</b>	<b>836</b>	<b>902</b>	<b>(-66)</b>	<b>653</b>	<b>410</b>	<b>+243</b>	<b>340</b>	<b>377</b>	<b>(-37)</b>						
<b>2007-08 TOTAL</b>	<b>22-11</b>	<b>1,218</b>	<b>651</b>	<b>+567</b>	<b>854</b>	<b>824</b>	<b>+30</b>	<b>585</b>	<b>429</b>	<b>+156</b>	<b>349</b>	<b>361</b>	<b>(-12)</b>						
<b>2006-07 TOTAL</b>	<b>22-11</b>	<b>356</b>	<b>473</b>	<b>(-117)</b>	<b>808</b>	<b>724</b>	<b>+84</b>	<b>502</b>	<b>385</b>	<b>+117</b>	<b>304</b>	<b>305</b>	<b>(-1)</b>						
<b>2005-06 TOTAL</b>	<b>20-10</b>	<b>445</b>	<b>423</b>	<b>+22</b>	<b>750</b>	<b>680</b>	<b>+70</b>	<b>446</b>	<b>398</b>	<b>+48</b>	<b>307</b>	<b>294</b>	<b>+13</b>						
<b>2004-05 TOTAL</b>	<b>23-11</b>	<b>800</b>	<b>595</b>	<b>+205</b>	<b>792</b>	<b>968</b>	<b>(-176)</b>	<b>542</b>	<b>440</b>	<b>+102</b>	<b>340</b>	<b>374</b>	<b>(-34)</b>						
<b>2003-04 TOTAL</b>	<b>20-9</b>	<b>725</b>	<b>597</b>	<b>+128</b>	<b>766</b>	<b>802</b>	<b>(-36)</b>	<b>448</b>	<b>379</b>	<b>+69</b>	<b>285</b>	<b>265</b>	<b>+20</b>						

### By Starting Line-up

Guard	Guard	Guard	Forward	Center	W-L
Nembhard	Alexander	Scheierman	Kaluma	Kalkbrenner	24-9
Nembhard	Alexander	Scheierman	Kaluma	King	0-3

### Creighton's First Points

Name	Creighton's First Points
Ryan Kalkbrenner	10 (6-4)
Trey Alexander	7 (6-1)
Ryan Nembhard	6 (6-0)
Arthur Kaluma	6 (3-3)
Baylor Scheierman	5 (3-2)
Fredrick King	2 (0-2)

### Charges Taken

Name	Charges Taken
Baylor Scheierman	5
Francisco Farabello	4
Ryan Nembhard	4
Arthur Kaluma	3
Shereef Mitchell	3
Trey Alexander	3
Ryan Kalkbrenner	2
Mason Miller	2

### Four-Point Plays

Name	4-pt. Plays
Baylor Schierman	2
Francisco Farabello	1

### Technical Fouls

Name	Technical Fouls
Shereef Mitchell	1
Baylor Scheierman	1

### First Substitutions

Name	First Sub
Francisco Farabello	18 (12-6)
Fredrick King	14 (11-3)
Mason Miller	11 (6-5)
Shereef Mitchell	6 (5-1)

### Opening Tip Jump Ball Summary

Name	Jumps Won	Jumps Lost
Ryan Kalkbrenner	17 (13-4)	16 (10-6)
Fredrick King	0 (0-0)	3 (0-3)

## Greg McDermott's Situational Records As A Division I Head Coach

Category	Overall	2022-23 Only	Creighton	Iowa State	Northern Iowa
<b>Record</b>	449-280	24-12	300-149	59-68	90-63
<b>Home</b>	284-82	13-2	181-42	48-24	55-16
<b>Away</b>	106-155	5-6	73-80	9-36	24-39
<b>Neutral</b>	59-43	6-4	46-27	2-8	11-8
<b>vs. BIG EAST Teams (at time of game)</b>	120-86	15-7	120-85	0-0	0-1
<b>Home</b>	64-28	9-1	64-28	0-0	0-0
<b>Away</b>	45-48	5-5	45-48	0-0	0-0
<b>Neutral</b>	11-10	1-1	11-9	0-0	0-1
<b>BIG EAST Tournament</b>	10-9	1-1	10-9	0-0	0-0
<b>Non-Conference games</b>	236-100	10-6	154-56	41-22	41-22
<b>Home</b>	152-18	4-1	95-9	34-6	23-3
<b>Away</b>	25-39	0-1	13-20	5-8	7-11
<b>Neutral</b>	59-43	6-4	46-27	2-8	11-8
<b>Versus AP ranked opponents</b>	42-71	6-7	35-49	1-19	6-3
<b>Home</b>	24-24	3-1	18-15	0-9	6-0
<b>Away</b>	10-33	0-4	9-23	1-9	0-1
<b>Neutral</b>	8-14	3-2	8-11	0-1	0-2
<b>Single-Overtime games</b>	18-12	0-0	9-6	3-3	6-3
<b>Double-Overtime games</b>	4-3	0-1	2-1	1-1	1-1
<b>Leading at halftime</b>	367-73	23-3	251-43	43-18	73-12
<b>Tied at halftime</b>	11-14	1-0	7-4	2-5	2-5
<b>Trailing at halftime</b>	71-192	0-9	42-102	14-45	15-46
<b>Final margin 3 points or less</b>	53-56	2-5	31-33	10-8	12-15
<b>Final margin 10 points or less</b>	183-165	8-9	107-91	30-33	46-41
<b>Games in November</b>	99-24	6-1	69-12	19-6	11-6
<b>Games in December</b>	102-49	2-5	62-27	16-11	24-11
<b>Games in January</b>	106-79	5-2	67-40	14-18	25-21
<b>Games in February</b>	88-78	5-3	57-38	8-23	23-17
<b>Games in March</b>	54-49	6-1	45-31	2-10	7-8
<b>Games in April</b>	0-1	0-0	0-1	0-0	0-0
<b>CBI Games</b>	4-2	0-0	4-2	0-0	0-0
<b>NIT Games</b>	4-2	0-0	4-2	0-0	0-0
<b>NCAA Games</b>	6-10	0-0	6-7	0-0	0-3
<b>Team scores 49 points or less</b>	1-18	0-0	0-5	0-8	1-5
<b>Team scores 50-59 points</b>	22-78	1-2	9-38	8-21	5-19
<b>Team scores 60-69 points</b>	85-111	2-4	40-54	17-31	28-26
<b>Team scores 70-79 points</b>	139-51	8-3	91-33	20-6	28-12
<b>Team scores 80-89 points</b>	124-18	8-3	88-15	10-2	26-1
<b>Team scores 90-99 points</b>	56-3	4-0	50-3	4-0	2-0
<b>Team scores 100+ points</b>	22-1	1-0	22-1	0-0	0-0
<b>Team allows 49 points or less</b>	34-1	0-0	14-0	8-0	12-1
<b>Team allows 50-59 points</b>	107-15	6-0	63-6	24-2	20-7
<b>Team allows 60-69 points</b>	175-82	12-3	123-40	18-23	34-19
<b>Team allows 70-79 points</b>	102-98	5-4	74-51	7-25	21-22
<b>Team allows 80-89 points</b>	27-65	1-3	22-35	2-17	3-13
<b>Team allows 90-99 points</b>	3-17	0-2	3-15	0-1	0-1
<b>Team allows 100+ points</b>	0-3	0-0	0-3	0-0	0-0
<b>Team outrebounds opponent</b>	277-74	20-4	202-40	37-17	48-17
<b>Team shoots 50% or better</b>	229-20	15-1	175-13	15-1	39-6
<b>Team shoots less than 50%</b>	221-259	10-10	126-135	44-67	51-57
<b>Team holds opponent to less than 50%</b>	422-188	24-9	280-97	57-52	85-39
<b>Team holds opponent to less than 40%</b>	213-39	10-1	135-21	40-10	37-8
<b>Team holds opponent to less than 30%</b>	16-2	0-0	8-1	5-0	3-1

# Game-by-Game Comparisons

Date	Opponent	1st	2nd	Score	Mar	Tot FG	FG Pct	FG (1st)	FG (2nd)	3-Pointers	3FG Pct
11/07	ST. THOMAS	40/35	32/25	72/60	+12	26-66/24-58	.394/.414	15-36/14-31	11-30/10-27	8-34/9-22	.235/.409
11/10	NORTH DAKOTA	53/22	43/39	96/61	+35	38-74/25-54	.514/.463	21-36/10-29	17-38/15-25	12-27/8-15	.444/.533
11/14	HOLY CROSS	52/27	42/38	94/65	+29	37-64/25-62	.578/.403	21-33/11-32	16-31/14-30	12-32/8-17	.375/.471
11/17	UC RIVERSIDE	41/28	39/23	80/51	+29	32-61/22-62	.525/.355	16-30/11-28	16-31/11-34	8-21/3-19	.381/.158
11/21	#21 Texas Tech	31/31	45/34	76/65	+11	27-49/27-62	.551/.435	11-20/14-33	16-29/13-29	9-20/6-16	.450/.375
11/22	#9 Arkansas	40/34	50/53	90/87	+3	31-53/33-70	.585/.471	17-31/15-34	14-22/18-36	7-14/8-20	.500/.400
11/23	#14 Arizona	30/39	49/42	79/81	(-2)	27-59/36-68	.458/.529	10-26/16-36	17-33/20-32	10-25/5-16	.400/.313
12/01	#2 Texas	27/32	40/40	67/72	(-5)	27-66/31-74	.409/.419	11-28/15-36	16-38/16-38	4-27/4-19	.148/.211
12/04	NEBRASKA	23/25	30/38	53/63	(-10)	20-65/28-59	.308/.475	8-31/11-26	12-34/17-33	10-40/3-12	.250/.250
12/10	BYU	45/49	35/34	80/83	(-3)	23-60/30-67	.383/.448	13-28/18-37	10-32/12-30	10-27/7-24	.370/.292
12/12	Arizona State	29/35	42/38	71/73	(-2)	23-62/27-64	.371/.422	8-31/15-36	15-31/12-28	11-27/11-24	.407/.458
12/16	Marquette	31/40	27/29	58/69	(-11)	25-54/27-60	.463/.450	13-27/16-34	12-27/11-26	4-20/6-21	.200/.286
12/22	BUTLER	40/34	38/22	78/56	+22	28-50/24-57	.560/.421	15-27/15-30	13-23/9-27	8-16/2-12	.500/.167
12/25	DEPAUL	39/28	41/37	80/65	+15	27-50/25-73	.540/.342	13-25/11-34	14-25/14-39	16-29/8-27	.552/.296
01/03	SETON HALL	43/22	40/39	83/61	+22	29-57/22-60	.509/.367	15-32/9-27	14-25/13-33	11-27/5-19	.407/.263
01/07	#4 Connecticut	29/37	31/32	60/69	(-9)	20-61/21-60	.328/.350	12-28/13-31	8-33/8-29	2-16/8-24	.125/.333
01/11	#12 Xavier	46/45	41/45	87/90	(-3)	32-64/34-68	.500/.500	17-31/17-35	15-33/17-33	10-23/8-19	.435/.421
01/14	#19 PROVIDENCE	41/29	32/38	73/67	+6	26-54/25-65	.481/.385	16-31/11-32	10-23/14-33	3-16/4-19	.188/.211
01/17	Butler	36/28	37/24	73/52	+21	30-64/20-58	.469/.345	15-35/11-33	15-29/9-25	7-22/8-14	.318/.571
01/25	ST. JOHN'S	52/39	55/37	104/76	+28	38-67/31-67	.567/.463	20-36/17-41	18-31/14-26	11-30/6-13	.367/.462
01/28	#13 XAVIER	42/28	42/39	84/67	+17	34-60/30-62	.567/.484	17-32/12-31	17-28/18-31	8-21/4-14	.381/.286
02/01	Georgetown	35/21	28/32	63/53	+10	23-60/23-65	.383/.354	14-33/9-34	9-27/14-31	8-29/3-11	.276/.273
02/04	VILLANOVA	35/27	31/34	66/61	+5	20-53/19-49	.377/.388	12-29/9-23	8-24/10-26	7-24/7-25	.292/.280
02/08	Seton Hall	40/39	35/23	75/62	+13	27-44/24-56	.614/.429	14-24/14-28	13-20/10-28	12-20/6/11	.600/.545
02/11	#21 CONNECTICUT	31/29	25/24	56/53	+3	19-48/21-65	.396/.323	12-27/11-31	7-21/10-34	5-16/7-27	.313/.259
02/14	#24 Providence	37/36	36/37	86/94 (2OT)	(-8)	33-69/34-76	.478/.447	15-29/13-31	15-28/15-32	7-24/8-19	.292/.421
02/18	St. John's	42/32	35/35	77/67	+10	24-62/25-56	.387/.446	14-32/13-28	10-30/12-28	13-33/4-10	.394/.400
02/21	#10 MARQUETTE	40/32	31/41	71/73	(-2)	26-54/28-58	.481/.483	16-30/14-31	10-24/14-27	10-28/5-18	.357/.278
02/25	Villanova	24/38	43/41	67/79	(-12)	23-59/27-54	.390/.500	10-28/12-26	13-31/15-28	5-26/9-22	.192/.409
03/01	GEORGETOWN	51/24	48/35	99/59	+40	33-61/21-66	.541/.318	17-32/8-32	16-29/13-34	19-34/5-25	.559/.200
03/04	DePaul	39/24	45/46	84/70	+14	31-61/27-67	.508/.403	15-33/9-34	16-28/18-33	8-21/6-17	.381/.353
03/09	Villanova	32/23	55/51	87/74	+13	28-56/26-62	.500/.419	13-30/9-27	15-26/17-35	12-25/13-30	.480/.433
03/10	#15 Xavier	26/40	34/42	60/82	(-22)	21-56/33-70	.375/.471	10-27/16-38	11-29/17-32	7-23/7-17	.304/.412
03/17	NC State	28/26	44/37	72/63	+9	26-56/24-64	.464/.375	11-27/11-33	15-29/13-31	3-20/3-14	.150/.214
03/19	#11 Baylor	39/29	46/47	85/76	+9	26-55/29-63	.473/.460	12-24/13-36	14-31/16-27	11-24/5-22	.458/.227
03/24	Princeton	47/43	39/32	86/75	+11	32-55/30-65	.582/.462	18-29/19-37	14-26/11-28	9-24/9-21	.375/.429

Statistics listed as Creighton/Opponent; Home games in BOLD CAPS

Date	Opponent	Free Throws	FT %	Off Reb	Def Reb	Reb	Mar	Assists	TOvers	Blocks	Steals	Fouls
11/07	ST. THOMAS	12-14/3-4	.857/.750	12/6	27/29	39/35	+4	11/10	5/14	6/2	5/4	10/15
11/10	NORTH DAKOTA	8-11/3-6	.727/.500	21/2	28/18	49/20	+29	21/14	11/14	2/2	9/7	8/12
11/14	HOLY CROSS	8-17/7-10	.471/.700	9/5	33/22	42/27	+15	28/8	9/12	3/0	6/4	14/18
11/17	UC RIVERSIDE	8-13/4-6	.615/.667	9/8	42/23	42/31	+11	13/10	7/9	4/1	7/1	10/11
11/21	#21 Texas Tech	13-17/5-7	.765/.714	7/11	26/17	33/28	+5	12/15	13/9	3/6	6/1	11/17
11/22	#9 Arkansas	21-29/13-17	.724/.765	5/10	30/21	35/31	+4	17/15	17/9	3/5	5/8	16/21
11/23	#14 Arizona	15-19/4-7	.789/.571	4/8	25/30	29/38	(-9)	15/21	9/13	3/4	8/7	11/18
12/01	#2 Texas	9-14/6-8	.643/.750	8/9	36/33	44/42	+2	12/15	8/3	5/3	3/3	11/12
12/04	NEBRASKA	3-5/4-7	.600/.571	10/5	27/37	37/42	(-5)	15/12	15/13	2/1	9/8	10/9
12/10	BYU	24-32/16-23	.750/.696	4/16	25/34	29/50	(-21)	18/21	13/20	5/6	6/8	21/28
12/12	Arizona State	14-19/8-15	.737/.533	10/12	25/30	35/42	(-7)	16/13	8/10	6/3	4/3	17/21
12/16	Marquette	4-5/9-14	.800/.643	3/5	31/27	34/32	+5	15/13	18/10	6/3	6/10	14/9
12/22	BUTLER	14-20/6-7	.700/.857	8/4	29/15	37/19	+18	19/8	15/10	8/2	6/6	10/17
12/25	DEPAUL	10-16/7-9	.625/.778	4/13	35/23	39/36	+3	17/10	18/10	2/1	3/9	10/17
01/03	SETON HALL	14-17/12-14	.824/.857	9/13	27/21	36/34	+2	22/8	11/14	9/2	5/3	16/16
01/07	#4 Connecticut	18-23/19-23	.783/.826	20/9	29/5	49/34	+15	5/8	13/5	6/8	1/6	17/19
01/11	#12 Xavier	13-16/14-21	.813/.667	6/15	24/26	30/41	(-11)	20/22	11/13	5/4	7/5	18/15
01/14	#19 PROVIDENCE	18-23/13-15	.783/.867	4/15	25/29	29/44	(-15)	13/9	7/12	5/4	6/4	15/19
01/17	Butler	6-7/4-5	.857/.800	13/3	34/21	47/24	+23	12/14	9/7	4/4	4/2	12/11
01/25	ST. JOHN'S	17-21/8-14	.810/.571	8/11	28/22	36/33	+3	22/13	7/12	3/1	7/2	15/15
01/28	#13 XAVIER	8-9/3-4	.889/.750	7/6	26/20	33/26	+7	18/16	12/9	8/1	4/10	6/12
02/01	Georgetown	9-13/4-6	.692/.667	10/5	38/29	48/34	+14	12/9	10/6	4/1	4/7	6/15
02/04	VILLANOVA	19-23/16-20	.826/.800	11/7	24/25	35/32	+3	14/8	10/12	4/4	7/4	15/21
02/08	Seton Hall	9-13/8-14	.692/.571	6/5	29/11	35/16	+19	17/7	19/5	2/6	3/12	15/15
02/11	#21 CONNECTICUT	13-17/4-4	.765/1.000	8/18	26/22	34/40	(-6)	8/10	11/13	1/2	9/5	10/14
02/14	#24 Providence	13-15/18-21	.867/.857	3/7	34/32	37/39	(-2)	12/14	14/7	5/4	1/7	19/16
02/18	St. John's	16-16/13-16	1.000/.813	11/6	26/27	37/33	+4	20/13	15/15	4/5	9/9	12/16
02/21	#10 MARQUETTE	9-12/12-20	.750/.600	6/7	28/25	34/32	+2	16/13	15/8	2/0	4/10	16/18
02/25	Villanova	16-20/16-20	.800/.800	11/5	21/27	32/32	-	13/14	6/3	3/2	1/5	10/17
03/01	GEORGETOWN	14-19/12-15	.737/.800	9/11	35/21	44/32	+12	27/9	10/7	3/2	4/8	16/14
03/04	DePaul	14-17/10-15	.824/.667	12/10	31/19	43/29	+14	11/15	17/9	2/7	8/9	16/17
03/09	Villanova	19-22/9/12	.864/.750	4/5	32/25	36/30	+6	22/14	8/7	3/2	2/4	13/19
03/10	#15 Xavier	11-12/9-11	.917/.818	7/16	21/29	28/45	(-17)	12/11	13/10	4/1	7/8	14/9
03/17	NC State	17-19/12-15	.895/.800	3/9	31/26	34/35	(-1)	15/3	8/6	6/1	3/4	14/18
03/19	#11 Baylor	22-22/13-19	1.000/.684	10/11	24/18	34/29	+5	14/5	14/10	2/5	4/5	16/21
03/24	Princeton	13-16/6-10	.813/.600	5/5	32/21	37/26	+11	18/13	13/5	4/0	2/3	11/17

## 2022-23 Individual Season Bests

	Creighton	Opponent
<b>Points</b>	32 Trey Alexander vs. DePaul, 12/25	31 Eric Dixon, Villanova, 2/25
<b>Field Goals</b>	11 Trey Alexander vs. DePaul, 12/25 11 Ryan Kalkbrenner vs. NC State, 3/17	14 Oumar Ballo, #14 Arizona, 11/23
<b>Field Goal Attempts</b>	18 Baylor Scheierman at #12 Xavier, 1/11	27 Terquavion Smith, NC State, 3/17
<b>Field Goal Pct. (min. 5 att)</b>	1.000 Ryan Kalkbrenner (10-10) vs. Holy Cross, 11/14 1.000 Fredrick King (8-8) at Marquette, 12/16 1.000 Ryan Kalkbrenner (7-7) vs. #15 Xavier, 3/10	1.000 Juwan Gary (5-5), Nebraska, 12/4
<b>3-pt Field Goals</b>	7 Trey Alexander vs. DePaul, 12/25 7 Trey Alexander vs. Georgetown, 3/1	6 Eric Dixon, Villanova, 2/25
<b>3-pt Field Goal Attempts</b>	13 Baylor Scheierman at #2 Texas, 12/1	11 LJ Cryer, #11 Baylor, 3/19
<b>3-pt Field Goal Pct. (min. 5 att)</b>	.714 Baylor Scheierman (5-7) vs. Princeton, 3/24	.833 Bo Montgomery (5-6), Holy Cross, 11/14
<b>Free Throws</b>	10 Ryan Nembhard vs. #9 Arkansas, 11/22 10 Trey Alexander vs. BYU, 12/10 10 Trey Alexander vs. #19 Providence, 1/14 10 Ryan Nembhard vs. #11 Baylor, 3/19	9 Rudi Williams, BYU, 12/10
<b>Free Throw Attempts</b>	12 Ryan Nembhard vs. #9 Arkansas, 11/22 12 Trey Alexander vs. BYU, 12/10	11 Rudi Williams, BYU, 12/10
<b>Free Throw Pct. (min. 5 att)</b>	1.000 Ryan Nembhard (10-10) vs. #11 Baylor, 3/19 1.000 Ryan Nembhard (6-6) vs. St. Thomas, 11/7 1.000 Arthur Kaluma (6-6) vs. St. John's, 1/25 1.000 Ryan Nembhard (6-6) at St. John's, 2/18 1.000 Ryan Kalkbrenner (6-6) vs. Georgetown, 3/1 1.000 Baylor Scheierman (6-6) vs. #15 Xavier, 3/10 1.000 Arthur Kaluma (6-6) vs. NC State, 3/17 1.000 Trey Alexander (6-6) vs. #11 Baylor, 3/19	1.000 Jared Bynum (6-6), #24 Providence (2OT), 2/14 1.000 Jordan Hawkins (6-6), #4 Connecticut, 1/7 1.000 Posh Alexander (5-5), St. John's, 2/18
<b>Rebounds</b>	16 Arthur Kaluma at #4 Connecticut, 1/7	13 Oumar Ballo, #14 Arizona, 11/23
<b>Assists</b>	12 Ryan Nembhard vs. Holy Cross, 11/14	9 Kerr Kriisa, #14 Arizona, 11/23 9 Tosan Evbuomwan, Princeton, 3/24
<b>Blocked Shots</b>	6 Ryan Kalkbrenner vs. Seton Hall, 1/3	3 Trevon Brazile, #9 Arkansas, 11/22 3 Atiki Ally Atiki, BYU, 12/10 3 Ben Gold, Marquette, 12/16 3 Devin Carter, #19 Providence, 1/14 3 Jalen Thomas, Butler, 1/17 3 Eric Dixon, Villanova, 2/4 3 KC Ndefo, Seton Hall, 2/8 3 Nick Ongenda, DePaul, 3/4
<b>Steals</b>	4 Baylor Scheierman vs. Nebraska, 12/4	5 Kadary Richmond, Seton Hall, 2/8 5 Dylan Addae-Wusu, St. John's, 2/18 5 Stevie Mitchell, #10 Marquette, 2/21/23
<b>Minutes</b>	49 Trey Alexander at #24 Providence (2OT), 2/14	50 Bryce Hopkins, #24 Providence (2OT), 2/14

## Team Highs and Lows

	Creighton	Opponent
<b>Points</b>	104 St. John's, 1/25	94 #24 Providence (2OT), 2/14
<b>Low</b>	53 Nebraska, 12/4	51 UC Riverside, 11/17
<b>Points, Half</b>	55 vs. Villanova, 3/9 (2nd)	53 #9 Arkansas, 11/22 (2nd)
<b>Low</b>	23 Nebraska, 12/4 (1st)	21 Georgetown, 2/1 (1st)
<b>Field Goals</b>	38 North Dakota, 11/10 38 St. John's, 1/25	36 #14 Arizona, 11/23
<b>Low</b>	19 #21 UConn, 2/11	20 Butler, 1/17
<b>Field Goal Attempts</b>	74 North Dakota, 11/10	76 #24 Providence (2OT), 2/14
<b>Low</b>	44 at Seton Hall, 2/8	49 Villanova, 2/4
<b>Field Goal Percentage</b>	.614 at Seton Hall, 2/8 (27-44)	.529 #14 Arizona, 11/23 (36-68)
<b>Low</b>	.308 Nebraska, 12/4 (20-65)	.318 Georgetown (21-66), 3/1
<b>Field Goal Percentage, Half</b>	.650 at Seton Hall, 2/8 (13-20) (2nd)	.600 North Dakota, 11/10 (15-25) (2nd)
<b>Low</b>	.242 at #4 Connecticut, 1/7 (8-33) (2nd)	.250 Georgetown, 3/1 (8-32) (1st)
<b>3-pt Field Goals</b>	19 vs. Georgetown, 3/1	13 Villanova, 3/9
<b>Low</b>	2 at #4 Connecticut, 1/7	2 Butler, 12/22
<b>3-pt Field Goal Attempts</b>	40 Nebraska, 12/4	30 Villanova, 3/9
<b>Low</b>	14 #9 Arkansas, 11/22	10 St. John's, 2/18
<b>3-pt Field Goal Percentage</b>	.600 at Seton Hall, 2/8 (12-20)	.571 Butler, 1/17 (8-14)
<b>Low</b>	.125 at #4 Connecticut, 1/7 (2-16)	.158 UC Riverside, 11/17 (3-19)
<b>Free Throws Made</b>	24 vs. BYU, 12/10	19 #4 Connecticut, 1/7
<b>Low</b>	3 Nebraska, 12/4	3 St. Thomas, 11/7 3 North Dakota, 11/10 3 #13 Xavier, 1/28
<b>Free Throw Attempts</b>	32 vs. BYU, 12/10	23 BYU, 12/10
<b>Low</b>	5 Nebraska, 12/4 5 at Marquette, 12/16	23 #4 Connecticut, 1/7 4 St. Thomas, 11/7 4 #13 Xavier, 1/28 4 #21 UConn, 2/11
<b>Free Throw Percentage</b>	1.000 vs. #11 Baylor, 3/19 (22-22)	1.000 #21 UConn, 2/11 (4-4)
<b>Low</b>	1.000 at St. John's, 2/18 (16-16)	.500 North Dakota, 11/10 (3-6)
<b>Rebounds</b>	.471 Holy Cross, 11/14 (8-17)	50 BYU, 12/10
<b>Low</b>	49 North Dakota, 11/10 49 at #4 Connecticut, 1/7	16 Seton Hall, 2/8
<b>Assists</b>	28 vs. #15 Xavier, 3/10	22 #12 Xavier, 1/11
<b>Low</b>	28 Holy Cross, 11/14	3 NC State, 3/17
<b>Blocked Shots</b>	5 at #4 Connecticut, 1/7	8 #4 Connecticut, 1/7
<b>Low</b>	9 Seton Hall, 1/3 1 #21 UConn, 2/11	0 Holy Cross, 11/14 0 #10 Marquette, 2/21 0 vs. Princeton, 3/24
<b>Steals</b>	9 North Dakota, 11/10 9 Nebraska, 12/4 9 #21 UConn, 2/11 9 at St. John's, 2/18	12 Seton Hall, 2/8
<b>Low</b>	1 at #4 Connecticut, 1/7 1 at #24 Providence (2OT), 2/14 1 at Villanova, 2/25	1 UC Riverside, 11/17
<b>Turnovers</b>	19 at Seton Hall, 2/8	20 BYU, 12/10
<b>Low</b>	5 St. Thomas, 11/7	3 #2 Texas, 12/1 3 Villanova, 2/25

## Individual Single-Game Bests Under Greg McDermott (2010-Present)

	Creighton	Opponent
<b>Points</b>	45 Doug McDermott vs. Providence, 3/8/14	53 Markus Howard, #21 Marquette, 1/9/19 (OT)
<b>Field Goals</b>	18 Doug McDermott at Bradley, 1/7/12	17 Colt Ryan, Evansville, 2/21/12 (OT)
<b>Field Goal Attempts</b>	26 Doug McDermott vs. St. John's, 1/28	26 Allen Crabbe, California, 12/15/12
<b>Field Goal Pct. (most FG, no misses)</b>	<b>1.000 Ryan Kalkbrenner (10-10) vs. Holy Cross, 11/14/22</b>	1.000 Kur Kuath (5-5), Marquette, 2/20/22
<b>3-pt Field Goals</b>	11 Mitch Ballock vs. DePaul, 3/9/19	10 Markus Howard, #21 Marquette, 1/9/19 (OT)
<b>3-pt Field Goal Attempts</b>	18 Ryan Hawkins at Georgetown, 2/12/22	17 Zach Norvell Jr., #1 Gonzaga, 12/1/18
<b>3-pt Field Goal Pct. (most 3FG, no misses)</b>	1.000 Marcus Zegarowski (7-7) vs. #21 Butler, 2/23/20	1.000 Marc Sonnen (5-5), Northern Iowa, 1/10/12
<b>Free Throws</b>	14 Austin Chatman vs. South Dakota (2OT), 12/9/14	18 Khadeen Carrington, Seton Hall, 2/15/17
<b>Free Throw Attempts</b>	16 Doug McDermott vs. Seton Hall, 2/23/14	22 Khadeen Carrington, Seton Hall, 2/15/17
<b>Free Throw Pct. (most FT, no misses)</b>	1.000 Doug McDermott (13-13) vs UAPB, 12/17/13	1.000 Aminu Mohammed (11-11), Georgetown, 2/14/22
<b>Rebounds</b>	18 Kenny Lawson Jr. vs. Saint Joseph's, 12/11/10	17 RaShid Gaston, #22 Xavier, 1/16/17
<b>Assists</b>	14 Maurice Watson Jr. at Seton Hall, 1/9/16	17 Angel Delgado, Seton Hall, 2/15/17
	14 Maurice Watson Jr. at Providence, 1/7/17	13 Josh Perkins, #1 Gonzaga, 12/1/18
<b>Blocked Shots</b>	7 Gregory Echenique at Missouri State, 1/22/11	8 Sir'Dominic Pointer, St. John's 2/7/15
<b>Steals</b>	6 Davion Mintz at #10 Marquette, 3/3/19	6 Shamorie Ponds, St. John's, 2/28/17
	6 Ty-Shon Alexander vs. Marquette, 1/1/20	6 Shamorie Ponds, St. John's, 1/30/19
	6 Damien Jefferson at Providence, 1/2/21	6 Quincy McKnight, Seton Hall, 2/17/19
<b>Minutes</b>	<b>49 Trey Alexander at #24 Providence (2OT), 2/14/23</b>	<b>50 Bryce Hopkins, #24 Providence (2OT), 2/14/23</b>

## Team Single-Game Highs and Lows Under Greg McDermott (2010-Present)

	Creighton	Opponent
<b>Points</b>	116 USC Upstate, 12/20/17	106 #21 Marquette, 1/9/19 (OT)
<b>Low</b>	40 #21 Georgetown, 1/31/15	36 Maryland Eastern Shore, 12/15/17
<b>Points, Half</b>	62 Longwood, 12/9/16 (1st)	62 #1 Gonzaga, 12/1/18 (2nd)
<b>Low</b>	14 at #4 Villanova, 1/25/15 (1st)	12 Bemidji State, 2/13/18 (2nd)
<b>Field Goals</b>	42 USC Upstate, 12/20/17	37 #1 Villanova, 2/1/18
<b>Low</b>	42 Coe, 12/20/18	37 Butler, 2/20/18
	11 #21 Georgetown, 1/31/15	13 Indiana State, 1/4/14
		13 Maryland Eastern Shore, 12/15/17
<b>Field Goal Attempts</b>	79 Truman State, 1/14/17	80 St. John's, 2/23/22
<b>Low</b>	37 vs. Middle Tennessee, 11/29/14	42 Seton Hall, 1/4/14
<b>Field Goal Percentage</b>	.775 at Southern Illinois, 2/14/12 (31-40)	.680 #16 Villanova, 1/2/16 (34-50)
<b>Low</b>	.208 #21 Georgetown, 1/31/15	.236 Maryland Eastern Shore, 12/15/17 (13-55)
<b>Field Goal Percentage, Half</b>	.800 at Southern Illinois, 2/14/12 (16-20) (2nd)	.750 Georgetown, 1/3/15 (15-20) (2nd)
<b>Low</b>	.179 #21 Georgetown, 1/31/15 (5-28) (1st)	.121 Bemidji State, 2/13/18 ((4-33) (2nd)
<b>3-pt Field Goals</b>	22 Coe, 12/20/18	20 Colorado State, 11/21/21
<b>Low</b>	1 at Georgetown, 1/25/17	1 vs. Drake, 3/2/12
	1 Kennesaw State, 11/11/21	1 vs. Indiana State, 3/9/13
		1 St. John's, 1/28/14
		1 #5 Xavier, 2/9/16
		1 SIU Edwardsville, 11/27/21
<b>3-pt Field Goal Attempts</b>	<b>40 Nebraska, 12/4/22</b>	39 Seton Hall, 2/15/17
<b>Low</b>	6 at Tulsa, 12/19/11	39 #1 Villanova, 2/1/18
		39 #3 Villanova, 2/24/18
		7 #19 Butler, 2/16/15
<b>3-pt Field Goal Percentage</b>	.857 at Southern Illinois, 2/14/12 (12-14)	.636 St. John's, 3/1/20 (14-22)
<b>Low</b>	.053 Kennesaw State, 11/11/21 (1-19)	.048 #5 Xavier, 2/9/16 (1-21)
<b>Free Throws Made</b>	36 Davidson, 3/21/11	28 Seton Hall, 2/15/17
<b>Low</b>	0 at Michigan, 11/12/19	28 Rhode Island, 3/17/17
		0 Alabama State, 11/12/10
		0 North Carolina Central, 11/23/14
<b>Free Throw Attempts</b>	43 Davidson, 3/21/11	40 Massachusetts, 11/25/15
<b>Low</b>	2 at Michigan, 11/12/19	3 (5x) last DePaul, 2/24/21
<b>Free Throw Percentage (most FT, 0 Miss)</b>	<b>1.000 vs. #11 Baylor, 3/19/22 (22-22)</b>	1.000 Wichita State, 2/11/12 (17-17)
<b>Low (most FTA, 0 makes)</b>	.000 at Michigan, 11/12/19 (0-2)	.000 Alabama State, 11/12/10 (0-4)
<b>Rebounds</b>	56 Houston Baptist, 12/17/11	53 at California, 12/15/12
<b>Low</b>	19 Boise State, 11/28/12	14 Coe, 12/20/18
<b>Assists</b>	32 USC Upstate, 12/20/17	25 Evansville, 2/21/12 (OT)
<b>Low</b>	4 at #11 Providence, 2/26/22	4 Massachusetts, 11/25/15
		4 #9 Villanova, 12/17/21
<b>Blocked Shots</b>	9 Bemidji State, 2/13/18	11 #3 Oklahoma, 12/19/15
	9 SIU Edwardsville, 11/27/21	
	<b>9 Seton Hall, 1/3/23</b>	
<b>Low</b>	0 (44x) last vs. San Diego State, 3/17/22	<b>0 (26x) vs. Princeton, 3/24/23</b>
<b>Steals</b>	19 at Georgetown, 2/9/21	14 Drake, 1/3/12
<b>Low</b>	0 (3x) last Providence, 1/17/15	0 Wichita State, 2/11/12
<b>Turnovers</b>	21 Iowa State, 12/4/22	25 Tulsa, 12/19/12
	21 at #17 Xavier, 1/15/22	25 Nebraska, 12/11/20
<b>Low</b>	2 Midland, 12/28/19	2 Northern Iowa, 2/4/12

# Single-Game Records

## Points Scored

Pts.	Name, Opponent	Date
51	Bob Portman vs. UW-Milwaukee	12/16/67
47	Eddie Cole at Morningside	11/29/54
46	Bob Portman vs. Weber State	12/23/68
45	Tim Powers at Idaho State	01/29/66
	Benoit Benjamin vs. Indiana State	01/19/85
	Doug McDermott vs. Providence	03/08/14
44	Doug McDermott at Bradley	01/07/12
43	Bob Portman at Kansas State	02/12/68
	Benoit Benjamin vs. Southern Illinois	01/17/85
42	Bob Portman vs. LaSalle	01/30/68
	Cavel Witter vs. Bradley	03/01/08
41	Doug McDermott vs. Wichita State	03/02/13
40	Chad Gallagher vs. Wichita State	02/17/90
	Rodney Buford vs. Bradley	12/30/98
39	Bob Portman at Oklahoma City	02/08/68
	Doug McDermott at Missouri State	01/11/13
	Doug McDermott vs. St. John's	01/28/14
	Doug McDermott vs. Villanova	02/16/14
	Mitch Ballock vs. DePaul	03/09/19

## Field Goals Made

FG	Name, Opponent	Date
19	Bob Portman vs. Weber State	12/23/68
	Bob Portman vs. LaSalle	01/30/68
18	Eddie Cole at Morningside	11/29/54
	Benoit Benjamin vs. Southern Illinois	01/17/85
	Benoit Benjamin vs. Indiana State	01/19/85
	Doug McDermott at Bradley	01/07/12
17	Paul Silas vs. Notre Dame	01/11/64
	Tim Powers at Idaho State	01/29/66
	Bob Portman vs. Houston	02/13/67
	Doug McDermott vs. Providence	03/08/14

## Field Goal Attempts

FGA	Name, Opponent	Date
41	Bob Portman vs. LaSalle	01/30/68
37	Bob Portman at Kansas State	02/12/68
	Bob Portman at Miami (Fla.)	02/24/68
36	Bob Portman vs. Arizona State	12/07/67
	Bob Portman at Oklahoma City	02/08/68
35	Bob Portman vs. UW-Milwaukee	12/16/67
34	Bob Portman vs. Oklahoma City	01/13/68
33	Bob Portman vs. Wichita State	11/30/68
	Bob Portman vs. Portland	02/08/69
	Bob Portman vs. St. Bonaventure	03/05/69

## Field Goal Percentage

(Minimum Nine Attempts)			
Pct.	Name (FG-FGA), Opponent	Date	
1.000	Bob Harstad (13-13) vs. UTSA	11/30/90	
	Anthony Tolliver (11-11) vs. Illinois St.	01/01/07	
	Vernon Moore (9-9) vs. Neb.-Kearney	11/24/84	
.932	Benoit Benjamin (12-13) at Tulsa	03/10/84	
.916	Jim Honz (11-12) at S. Illinois	01/25/79	
	Greg Brandon (11-12) vs. W. Texas A&M	01/21/84	
.909	Bob Harstad (10-11) vs. Siena	01/30/90	
.900	Vernon Moore (9-10) vs. Bradley	01/02/85	
	Khyri Thomas (9-10) at Loyola (Ill.)	12/05/15	
	Geoffrey Groselle (9-10) at St. John's	12/31/15	

## 3-Point Field Goals

3FG	Name, Opponent	Date
11	Mitch Ballock vs. DePaul	03/09/19
9	Kyle Korver vs. Evansville	01/15/03
	Ethan Wragge at Villanova	01/20/14
8	Tad Ackerman at Drake	01/23/95
	Kyle Korver at Xavier	12/31/02
	Terrell Taylor vs. Florida	03/15/02
	Isaiah Zierden at DePaul	01/17/16
	Mitch Ballock vs. Marquette	12/14/20
	Ryan Hawkins at Georgetown	02/12/22
7	Gary Swain vs. Nebraska-Omaha	12/11/86
	Ryan Sears vs. Wyoming	12/06/97
	Kyle Korver vs. Notre Dame	11/26/02
	Kyle Korver vs. Fresno State	02/22/03
	Nate Funk at Nebraska	11/18/06
	Booker Woodfox at Saint Joseph's	12/06/08
	Ethan Wragge at Saint Joseph's	11/16/13
	Doug McDermott vs. DePaul	03/13/14
	Cole Huff vs. Seton Hall	03/10/16
	Ty-Shon Alexander vs. Clemson	11/21/18
	Mitch Ballock at Nebraska	12/08/18
	Marcus Zegarowski vs. Butler	02/23/20
	Mitch Ballock at Seton Hall	01/27/21
	<b>Trey Alexander vs. DePaul</b>	<b>12/25/22</b>
	<b>Trey Alexander vs. Georgetown</b>	<b>03/01/23</b>

## 3-Point FG Attempts

FGA	Name, Opponent	Date
18	Ryan Hawkins at Georgetown	02/12/22
15	Terrell Taylor vs. Florida	03/15/02
	Kyle Korver vs. Fresno State	02/22/03
	Ty-Shon Alexander vs. Villanova	01/13/19
14	Kyle Korver vs. BYU	12/07/02
	Kyle Korver at Nebraska	12/21/02
	Kyle Korver vs. Evansville	01/15/03
	Ethan Wragge at Villanova	01/20/14
	Mitch Ballock vs. Marquette	12/14/20
13	Tad Ackerman at Drake	01/23/95
	Tad Ackerman vs. Southern Illinois	02/27/95
	Edward St. Fleur vs. Missouri State	03/02/96
	Kyle Korver at Nebraska	01/02/01
	Kyle Korver vs. Iowa	03/15/01
	Kyle Korver at Xavier	12/31/02
	Ty-Shon Alexander vs. Gonzaga	12/01/18
	Mitch Ballock vs. Georgetown	03/04/20
	<b>Baylor Scheierman at Texas</b>	<b>12/01/22</b>

## 3-Point Percentage

Pct.	Name, Opponent (min. 5 3 FGA)	Date
1.000	Marcus Zegarowski (7-7) vs. Butler	02/23/20
	Kyle Korver (6-6) vs. Texas-Arlington	11/17/02
	Porter Moser (5-5) vs. Bradley	01/21/89
	Ben Walker (5-5) vs. Evansville	02/28/00
	Michael Lindeman (5-5) vs. Bradley	02/08/03
	Marcus Zegarowski (5-5) vs. Seton Hall	03/07/20
.917	Mitch Ballock (11-12) vs. DePaul	03/09/19
.857	Kyle Korver (6-7) vs. Missouri State	01/19/00
	Ryan Sears (6-7) at Indiana State	02/04/01
	Booker Woodfox (6-7) vs. Indiana St.	01/19/08
	Doug McDermott (6-7) vs. Indiana St.	03/09/13
	Rick Kreklow (6-7) vs. Marquette	02/14/15



**Mitch Ballock scored 39 points vs. DePaul on March 9, 2019, tying a BIG EAST record with 11 three-pointers in the win.**

## Free Throw Percentage

(Minimum 11 Attempts)			
Pct.	Name (FTM-FTA), Opponent	Date	
1.000	Doug Brookins (16-16) vs. S. Illinois	12/16/74	
	Mike Caruso (14-14) vs. LaSalle	01/21/70	
	Bob Portman (13-13) vs. Okla. City	01/13/68	
	Doug McDermott (13-13) vs. UAPB	12/17/13	
	Ben Walker (12-12) at Illinois State	02/05/00	
	Kyle Korver (12-12) vs. Grambling State	11/29/01	
	Kenny Evans (12-12) at Marquette	12/14/85	
	Doug McDermott (12-12) vs. Duke	03/24/13	
	Seven tied with 11-11, last by		
	Ty-Shon Alexander vs. Clemson	11/21/18	

## Free Throws Made

FT	Name, Opponent	Date
19	Bob Portman vs. UW-Milwaukee	12/16/67
17	Bob Harstad vs. Morgan State	12/22/89
15	Elton Tuttle at Canisius	01/30/54
	Bob Harstad vs. Cleveland State	12/06/89
	Bob Harstad at Southern Illinois	02/10/90
	Nate Funk vs. Dayton	11/26/05
14	Paul Silas vs. St. Mary's (CA)	12/20/62
	Vernon Moore vs. Regis	12/14/84
	Bob Harstad vs. Nebraska	12/14/89
	Bob Harstad vs. Southern Illinois	02/23/91
	Jerry Vanderheydt vs. Florida A&M	12/22/93

## Free Throw Attempts

FTA	Name, Opponent	Date
23	Bob Portman vs. UW-Milwaukee	12/16/67
22	Paul Silas vs. St. Mary's (CA)	12/20/62
20	Elton Tuttle at Canisius	01/30/54
	Bob Harstad vs. Morgan State	12/22/89
19	Bob Harstad vs. Cleveland State	12/06/89
18	Vernon Moore vs. Regis	12/14/84
	Kenny Evans vs. Southern Illinois	02/21/87
	Jerry Vanderheydt vs. Florida A&M	12/22/93
	Nate Funk vs. Dayton	11/26/05
16	Paul Silas vs. UCLA	12/20/61
	Paul Silas vs. Marquette	03/06/63
	Benoit Benjamin at Iowa State	12/01/84
	Bob Harstad at Southern Illinois	02/10/90
	Bob Harstad vs. Southern Illinois	02/23/91
	Doug McDermott vs. Seton Hall	02/23/14

## Assists

Ast.	Name, Opponent	Date
18	Ralph Bobik vs. Houston	02/17/73
17	Ralph Bobik at St. Francis (Pa.)	02/23/73
	Ralph Bobik vs. Bradley	01/22/74
16	Ralph Bobik vs. BYU	12/17/73
14	Maurice Watson Jr. at Seton Hall	01/09/16
	Maurice Watson Jr. at Providence	01/07/17
13	Latrell Wrightsell vs. Nebraska	12/07/91
	Jason Bey vs. Southern Illinois	02/27/95
	Maurice Watson Jr. vs. Akron	12/03/16
	Maurice Watson Jr. vs. Washington St.	11/18/16

## 20-Rebound Games

Reb.	Name, Opponent	Date
38	Paul Silas vs. Centenary	02/19/62
37	Paul Silas vs. Tennessee State	02/12/63
	Paul Silas vs. Colorado College	02/14/63
36	Paul Silas vs. Marquette	01/23/64
35	Paul Silas vs. Wabash	01/06/62
33	Paul Silas at UCLA	12/21/63
31	Paul Silas at Arizona State	12/13/63
	Paul Silas vs. Nevada	12/23/63
30	Paul Silas at La Salle	12/01/62
29	Paul Silas vs. Colorado College	12/01/61
	Paul Silas vs. North Dakota	03/03/62
	Paul Silas vs. Clemson	12/15/62

NOTE: Silas also had four games with 28 rebounds, two games with 27 rebounds, three games with 26 rebounds, one game with 25 rebounds, seven games with 24 rebounds and six games with 23 rebounds. Others besides Silas listed below:

24	Ted Wuebben vs. Cleveland State	02/20/73
22	Benoit Benjamin vs. Briar Cliff	12/04/84
21	Cyril Baptiste vs. Idaho State	12/09/69
	Cyril Baptiste vs. Cal State Fullerton	12/11/69
	Ted Wuebben vs. Southern Illinois	03/07/72
20	Bob Gibson vs. Nebraska-Omaha	02/26/57
	Bob Portman vs. UW-Milwaukee	12/16/67
	Bob Harstad at Southern Illinois	01/23/89

## Blocked Shots

Blk.	Name, Opponent	Date
12	Benoit Benjamin at Bradley	02/02/85
11	Benoit Benjamin vs. Tulsa	02/16/84
10	Benoit Benjamin vs. Nebraska Omaha	12/22/83
	Benoit Benjamin at Illinois State	03/08/84
	Benoit Benjamin vs. Southern Illinois	01/17/85
9	Benoit Benjamin vs. West Texas A&M	01/21/84
8	Benoit Benjamin vs. Iowa State	12/10/83
	Benoit Benjamin at Chaminade	12/19/84
	Benoit Benjamin at Tulsa	01/12/85
	Doug Swenson at UMKC	11/18/98

## Steals

Stl.	Name, Opponent	Date
8	Latrell Wrightsell vs. Drake	03/02/91
	Latrell Wrightsell vs. Drake	02/21/91
7	Charles Butler vs. Wake Forest	12/30/74
	Mark Jones vs. St. Ambrose	12/21/82
	Vernon Moore vs. Southern	01/07/85
	James Farr at Iowa State	12/12/87
	Rodney Buford vs. UMKC	11/25/96
	Rodney Buford vs. Missouri State	01/21/98
	Anthony Tolliver at Evansville	02/07/06
	Johnny Mathies vs. Indiana State	02/22/06
	PAllen Stinnett vs. Southern	12/15/08

## Bluejay Triple-Double Performances

Date	Player	Opponent	Pts.	Reb.	Ast.	Blk.	Stl.
02-02-85	Benoit Benjamin	at Bradley (ot)	29	12	0	12	3
01-17-85	Benoit Benjamin	vs. Southern Illinois	43	16	3	10	1
02-16-84	Benoit Benjamin	vs. Tulsa (ot)	24	17	1	11	0

No Creighton player has recorded a triple-double in the traditional fashion: double-digit totals for points, rebounds and assists.

*Bold italics indicates player active in 2022-23*

# Season Records

## 500-point Seasons

Pts.	Name (Class)	Year
934	Doug McDermott (Sr.)	2013-14
834	Doug McDermott (Sr.)	2012-13
801	Doug McDermott (So.)	2011-12
738	Bob Portman (Sr.)	1967-68
734	Bob Harstad (Sr.)	1989-90
688	Benoit Benjamin (Sr.)	1984-85
681	Bob Portman (Sr.)	1968-69
671	Vernon Moore (Sr.)	1984-85
654	Marcus Foster (Sr.)	2017-18
651	Rod Mason (Sr.)	1987-88
638	Marcus Foster (Sr.)	2016-17
620	Chad Gallagher (Sr.)	1990-91
616	Ray Yost (Sr.)	1953-54
608	Eddie Cole (Sr.)	1953-54
604	Kyle Korver (Sr.)	2002-03
589	Rodney Buford (So.)	1996-97
586	Nate Funk (Sr.)	2004-05
585	Nate Funk (Sr.)	2006-07
584	Chad Gallagher (Sr.)	1989-90
581	Doug McDermott (Fr.)	2010-11
576	Rodney Buford (Sr.)	1998-99
573	Elton Tuttle (Sr.)	1953-54
573	Paul Silas (Sr.)	1962-63
570	Bob Harstad (Sr.)	1990-91
559	Tim Powers (Sr.)	1965-66
558	Wally Anderzunas (Sr.)	1968-69
555	Rick Apke (Sr.)	1976-77
551	Paul Silas (So.)	1961-62
545	Gene Harmon (Sr.)	1973-74
538	Duan Cole (Sr.)	1991-92
537	Paul Silas (Sr.)	1963-64
536	Booker Woodfox (Sr.)	2008-09
534	Ty-Shon Alexander (Sr.)	2018-19
530	Rodney Buford (Sr.)	1997-98
524	Ty-Shon Alexander (Sr.)	2019-20
<b>524</b>	<b>Ryan Kalkbrenner (Sr.)</b>	<b>2022-23</b>
517	Bob Harstad (So.)	1988-89
513	Rick Apke (Sr.)	1977-78
511	Antoine Young (Sr.)	2010-11
506	Bob Gibson (Sr.)	1955-56
500	Marcus Zegarowski (So.)	2019-20

## Scoring Average

Avg.	Name (Class, Year)	Pts.	GP
29.52	Bob Portman (Sr., 1967-68)	738	25
26.69	Doug McDermott (Sr., 2013-14)	934	35
26.19	Bob Portman (Sr., 1968-69)	681	26
23.58	Eddie Cole (Sr., 1954-55)	448	19
23.17	Doug McDermott (Sr., 2012-13)	834	36
22.89	Doug McDermott (So., 2011-12)	801	35
22.24	Bob Harstad (Sr., 1989-90)	734	33
22.04	Paul Silas (So., 1961-62)	551	25
22.00	Bob Gibson (Sr., 1955-56)	506	23
21.50	Tim Powers (Sr., 1965-66)	559	26
21.50	Benoit Benjamin (Sr., 1984-85)	688	32

## Field Goals Made

FG	Name (Class)	Year
330	Doug McDermott (Sr.)	2013-14
307	Doug McDermott (So.)	2011-12
303	Bob Portman (Sr.)	1967-68
284	Doug McDermott (Sr.)	2012-13
265	Vernon Moore (Sr.)	1984-85
259	Eddie Cole (Sr.)	1953-54
258	Benoit Benjamin (Sr.)	1984-85
258	Bob Harstad (Sr.)	1989-90
256	Bob Portman (Sr.)	1968-69
249	Wally Anderzunas (Sr.)	1968-69

## Field Goal Attempts

FGA	Name (Class)	Year
699	Bob Portman (Sr.)	1967-68
627	Doug McDermott (Sr.)	2013-14
584	Wally Anderzunas (Sr.)	1968-69
583	Bob Portman (Sr.)	1968-69
532	Marcus Foster (Sr.)	2016-17
531	Paul Silas (Sr.)	1962-63
529	Paul Silas (Sr.)	1963-64
524	Paul Silas (So.)	1961-62
518	Doug McDermott (Sr.)	2012-13
512	Rodney Buford (So.)	1996-97

## Field Goal Percentage

(Minimum 200 Attempts)

Pct.	Name (Class, Year)	FGM-FGA
<b>.708</b>	<b>Ryan Kalkbrenner (Sr., 2022-23)</b>	<b>211-298</b>
.702	Geoffrey Groselle (Sr., 2015-16)	146-208
.681	Christian Bishop (Sr., 2020-21)	141-207
.676	Justin Patton (Fr., 2016-17)	200-296
.674	Vernon Moore (Sr., 1984-85)	265-393
.657	Gregory Echenique (Sr., 2012-13)	138-210
.646	Ryan Kalkbrenner (So., 2021-22)	173-268
.607	Gregory Echenique (Sr., 2011-12)	130-214
.601	Doug McDermott (So., 2011-12)	307-511
.595	Vernon Moore (Sr., 1983-84)	188-316

## 3-pt Field Goals

3FG	Name (Class)	Year
129	Kyle Korver (Sr.)	2002-03
110	Ethan Wragge (Sr.)	2013-14
100	Kyle Korver (So.)	2000-01
97	Ty-Shon Alexander (So.)	2018-19
96	Doug McDermott (Sr.)	2013-14
95	Marcus Foster (Sr.)	2017-18
95	Mitch Ballock (So.)	2018-19
93	Mitch Ballock (Sr.)	2019-20
91	Booker Woodfox (Sr.)	2008-09
<b>86</b>	<b>Baylor Scheierman (Sr.)</b>	<b>2022-23</b>

## 3-pt FG Percentage

(Minimum 50 Attempts)

Pct.	Name (Class, Year)	FGM-FGA
.490	Doug McDermott (Sr., 2012-13)	77-157
.486	Jimmy Motz (Sr., 2004-05)	54-111
.486	Doug McDermott (So., 2011-12)	54-111
.480	Kyle Korver (Sr., 2002-03)	129-269
.476	Booker Woodfox (Sr., 2008-09)	91-191
.47015	Duan Cole (Sr., 1990-91)	63-134
.47009	Ethan Wragge (Sr., 2013-14)	110-234
.4685	Nate Funk (Sr., 2004-05)	67-143
.4683	Jahenns Manigat (So., 2011-12)	59-126
.4675	Ben Walker (Sr., 1999-00)	36-77

## Consecutive Games With a 3FG

Streak Name	Dates of Streak
<b>36</b>	<b>Baylor Scheierman Nov. 7, 2022 - Present</b>
33	Ty-Shon Alexander Feb. 27, 2018-March 6, 2019
31	Booker Woodfox Nov. 25, 2008-March 23, 2009
28	Kyle Korver Feb. 4, 2001-Feb. 6, 2002
27	Kyle Korver Feb. 13, 2002-Jan. 20, 2003
25	Rodney Buford Jan. 25, 1997-Jan. 10, 1998
23	Ethan Wragge Nov. 8, 2013-Feb. 9, 2014
23	Mitch Ballock Nov. 12, 2019-Feb. 8, 2020
23	Marcus Zegarowski Dec. 17, 2020 - March 28, 2021
22	Khyri Thomas Jan. 28-Dec. 5, 2017
21	Ethan Wragge Jan. 3-March 24, 2010

## Rebounds

Reb.	Name (Class)	Year
631	Paul Silas (Sr.)	1963-64
563	Paul Silas (So.)	1961-62
557	Paul Silas (Sr.)	1962-63
451	Benoit Benjamin (Sr.)	1984-85
385	Bob Portman (Sr.)	1967-68
362	Dick Hartman (Sr.)	1959-60
332	Gregory Brandon (Sr.)	1983-84
330	George Morrow (Sr.)	1980-81
317	Elton McGriff (Sr.)	1964-65
308	Bob Portman (Sr.)	1968-69

## Free Throws Made

FT	Name (Class)	Year
218	Bob Harstad (Sr.)	1989-90
215	Elton Tuttle (Sr.)	1953-54
189	Doug McDermott (Sr.)	2012-13
187	Elton Tuttle (Sr.)	1952-53
178	Ray Yost (Sr.)	1953-54
178	Doug McDermott (Sr.)	2013-14
172	Benoit Benjamin (Sr.)	1984-85
169	Bob Portman (Sr.)	1968-69
162	Bob Gibson (Sr.)	1955-56
153	Dick Harvey (Sr.)	1959-60


## Free Throw Attempts

FTA	Name (Class)	Year
313	Elton Tuttle (Sr.)	1953-54
273	Bob Harstad (Sr.)	1989-90
243	Ray Yost (Sr.)	1953-54
233	Benoit Benjamin (Sr.)	1984-85
228	Paul Silas (Sr.)	1962-63
225	Bob Harstad (So.)	1988-89
219	Bob Gibson (Sr.)	1955-56
216	Doug McDermott (Sr.)	2012-13
215	Paul Silas (So.)	1961-62
210	Bob Portman (Sr.)	1968-69

## Free Throw Percentage

(Minimum 70 Attempts)

Pct.	Name (Class, Year)	FTM-FTA
.908	Kyle Korver (Sr., 2002-03)	109-120
.890	Kyle Korver (Sr., 2001-02)	97-109
.882	Doug Brookins (Sr., 1974-75)	98-111
.880	Mike Caruso (Sr., 1970-71)	95-108
.875	Doug McDermott (Sr., 2012-13)	189-216
<b>.869</b>	<b>Ryan Nembhard (So., 2022-23)</b>	<b>73-84</b>
.868	Booker Woodfox (Sr., 2008-09)	99-114
.867	Kyle Korver (So., 2000-01)	72-83
.864	Doug McDermott (Sr., 2013-14)	178-206
.863	Nate Funk (Sr., 2006-07)	126-146
.860	Ty-Shon Alexander (Sr., 2019-20)	117-136
.855	Ryan Sears (So., 1998-99)	71-83



The top three rebound totals in Creighton single-season history belong to Paul Silas.

## Steals

Stl.	Name (Class)	Year
80	Ryan Sears (Sr.)	1999-00
73	Ryan Sears (Sr.)	2000-01
72	Latrell Wrightsell (Sr.)	1991-92
70	Duan Cole (Sr.)	1991-92
70	Josh Dotzler (Sr.)	2008-09
68	Ryan Sears (So.)	1998-99
63	James Farr (Sr.)	1987-88
62	Ryan Sears (Fr.)	1997-98
59	Rodney Buford (Sr.)	1998-99
59	Johnny Mathies (Sr.)	2004-05

## Assists

Ast.	Name (Class)	Year
252	Ralph Bobik (Sr.)	1973-74
229	Maurice Watson Jr. (Sr.)	2015-16
210	Grant Gibbs (Sr.)	2012-13
205	Randy Eckker (Sr.)	1976-77
195	Antoine Young (Sr.)	2010-11
184	Tyler McKinney (Sr.)	2004-05
176	Grant Gibbs (So.)	2011-12
175	Ryan Sears (Sr.)	1999-00
<b>173</b>	<b>Ryan Nembhard (So.)</b>	<b>2022-23</b>
162	Ralph Bobik (Sr.)	1972-73
162	Maurice Watson Jr. (Sr.)	2016-17

## Blocked Shots


Blk.	Name (Class)	Year
162	Benoit Benjamin (Sr.)	1984-85
157	Benoit Benjamin (So.)	1983-84
92	Benoit Benjamin (Fr.)	1982-83
89	Ryan Kalkbrenner (So.)	2021-22
70	Chad Gallagher (Sr.)	1990-91
<b>70</b>	<b>Ryan Kalkbrenner (Sr.)</b>	<b>2022-23</b>
62	Chad Gallagher (Sr.)	1989-90
62	Gregory Echenique (Sr.)	2012-13
57	Doug Swenson (Sr.)	1997-98
57	Anthony Tolliver (Sr.)	2006-07
57	Gregory Echenique (Sr.)	2011-12

## Consecutive Free Throws

Since 1980

FT	Name	Dates of Streak
45	Doug McDermott	Dec. 1, 2013-Jan. 4, 2014
36	Booker Woodfox	Dec. 6, 2008-Jan. 6, 2009
35	Bob Portman	1967-68
32	Michael Lindeman	Jan. 23-Nov. 29, 2003
28	Kyle Korver	Jan. 27-March 15, 2001
28	Doug McDermott	March 10-Nov. 8, 2013
27	Matt West	Nov. 27, 1999-Jan. 15, 2000
27	Kyle Korver	Jan. 29-Nov. 20, 2000
27	Nate Funk	Dec. 30, 2006-Jan. 12, 2007
26	Isaiah Zierden	Jan. 4-March 9, 2017

Bold italics indicates player active in 2022-23



Baylor Scheierman set a Creighton record last Friday with his 34th straight game with a made 3-pointer.

## Career Records

### Points Scored

Pts.	Name	Years
3,150	Doug McDermott	2010-14
2,116	Rodney Buford	1995-99
2,110	Bob Harstad	1987-91
1,983	Chad Gallagher	1987-91
1,876	Bob Portman	1966-69
1,801	Kyle Korver	1999-03
1,754	Nate Funk	2002-07
1,682	Rick Apke	1974-78
1,661	Paul Silas	1961-64
1,654	Vernon Moore	1981-85
1,575	Benoit Benjamin	1982-85
1,526	John C. Johnson	1975-79
1,500	Kevin McKenna	1977-81
1,437	Eddie Cole	1951-55
1,369	Gene Harmon	1971-74
1,361	Duan Cole	1987-92
1,342	Antoine Young	2008-12
1,313	Kenny Lawson Jr.	2006-11
1,309	Ryan Sears	1997-01
1,304	Mitch Ballock	2017-21
1,303	Elton Tuttle	1951-54
1,293	Marcus Zegarowski	2018-21
1,292	Marcus Foster	2016-18
1,272	Bob Gibson	1954-57
1,267	Wally Anderzunas	1965-67, 1968-69
1,254	Gary Swain	1983-87
1,241	Ty-Shon Alexander	2017-20
1,238	Ben Walker	1997-01
1,196	Ray Yost	1951-54
1,172	Dick Harvey	1956-59
1,155	Ethan Wragge	2009-14
1,152	Dane Watts	2004-08
<b>1,150</b>	<b>Ryan Kalkbrenner</b>	<b>2020-Pres.</b>
1,140	Khyri Thomas	2015-18
1,116	Kenny Evans	1982-87
1,115	Doug Brookins	1972-75
1,115	Daryl Stovall	1978-82
1,093	Tim Powers	1964-67
1,050	Reggie Morris	1982-86
1,031	Johnny Mathies	2003-06
1,024	P'Allen Stinnett	2007-10
1,023	Rod Mason	1986-88
1,013	Austin Chatman	2011-15
1,006	Gregory Echenique	2010-13
1,004	Anthony Tolliver	2003-07

### Scoring Average

Avg.	Name, Years	Pts.	GP
24.68	Bob Portman, 1966-69	1,876	76
21.72	Doug McDermott, 2010-14	3,150	145
20.51	Paul Silas, 1961-64	1,661	81
20.19	Bob Gibson, 1954-57	1,272	63
19.00	Marcus Foster, 2016-18	1,292	68
18.10	Benoit Benjamin, 1982-85	1,575	87
17.93	Rodney Buford, 1995-99	2,116	118
17.36	Wally Anderzunas, 1965-69	1,267	73
17.35	Tim Powers, 1964-67	1,093	63
17.05	Rod Mason, 1986-88	1,023	60



Doug McDermott is one of 11 men in NCAA history to score 3,000 career points.

### Field Goals Made

FG	Name	Years
1,141	Doug McDermott	2010-14
811	Chad Gallagher	1987-91
778	Rodney Buford	1995-99
759	Bob Harstad	1987-91
747	Bob Portman	1966-69
673	Rick Apke	1975-78
649	Vernon Moore	1981-85
643	Paul Silas	1961-64
621	Nate Funk	2002-07
619	John C. Johnson	1975-79

### Field Goal Attempts

FGA	Name	Years
2,075	Doug McDermott	2010-14
1,739	Rodney Buford	1995-99
1,705	Bob Portman	1966-69
1,584	Paul Silas	1961-64
1,558	Bob Harstad	1987-91
1,472	Chad Gallagher	1987-91
1,345	Wally Anderzunas	1965-69
1,307	Nate Funk	2002-07
1,258	Rick Apke	1974-78
1,255	Kevin McKenna	1977-81

### Field Goal Percentage

(Minimum 300 Attempts)		
Pct.	Name, Years	FGM-FGA
.684	Geoffrey Groselle, 2012-16	232-339
<b>.672</b>	<b>Ryan Kalkbrenner, 2020-Pres.</b>	<b>464-960</b>
.645	Christian Bishop, 2018-21	296-459
.628	Zach Hanson, 2013-17	218-347
.625	Gregory Echenique, 2010-13	374-598
.615	Will Artino, 2011-15	256-416
.611	Mike Grimes, 2000-04	292-478
.602	Martin Krampelj, 2015-19	311-517
.585	Vernon Moore, 1981-85	649-1,109
.562	Benoit Benjamin, 1982-85	610-1,085

### 3-pt Field Goals

3FG	Name	Years
371	Kyle Korver	1999-03
334	Ethan Wragge	2009-14
308	Mitch Ballock	2017-21
274	Doug McDermott	2010-14
245	Ryan Sears	1997-01
215	Marcus Zegarowski	2018-21
212	Rodney Buford	1995-99
210	Ty-Shon Alexander	2017-20
206	Jahenns Manigat	2010-14
200	Nate Funk	2002-07

### 3-pt FG Attempts

FGA	Name	Years
819	Kyle Korver	1999-03
773	Mitch Ballock	2017-21
761	Ethan Wragge	2009-14
689	Ryan Sears	1997-01
598	Doug McDermott	2010-14
565	Ty-Shon Alexander	2017-20
558	Rodney Buford	1995-99
508	Jahenns Manigat	2010-14
508	Marcus Zegarowski	2018-21
492	Nate Funk	2002-07
481	Matt Roggenburk	1986-90

### 3-pt FG Percentage

(Minimum 100 Attempts)		
Pct.	Name, Years	3FG-FGA
.458	Doug McDermott, 2010-14	274-598
.455	Booker Woodfox, 2007-09	147-323
.453	Kyle Korver, 1999-03	371-819
.441	Rod Mason, 1986-88	132-299
.440	Nerijus Karlikanovas, 1998-00	48-109
.439	Ethan Wragge, 2009-14	334-761
.431	Michael Lindeman, 2000-04	62-144
.429	Duan Cole, 1987-92	176-410
.423	Marcus Zegarowski, 2018-21	215-508
.407	Cole Huff, 2015-17	124-305

### Free Throws Made

FT	Name	Years
594	Doug McDermott	2010-14
588	Bob Harstad	1987-91
525	Elton Tuttle	1951-54
418	Bob Gibson	1954-57
382	Bob Portman	1966-69
375	Paul Silas	1961-64
362	Antoine Young	2008-12
356	Vernon Moore	1981-85
355	Benoit Benjamin	1982-85
350	Dick Harvey	1956-60

### Free Throw Attempts

FTA	Name	Years
800	Bob Harstad	1987-91
759	Elton Tuttle	1951-54
715	Doug McDermott	2010-14
637	Paul Silas	1961-64
575	Bob Gibson	1954-57
509	Antoine Young	2008-12
505	Dick Harvey	1956-60
503	Vernon Moore	1981-85
493	Benoit Benjamin	1982-85
487	Bob Portman	1966-69

### Free Throw Percentage

(Minimum 200 Attempts)		
Pct.	Name, Years	FTM-FTA
.891	Kyle Korver, 1999-03	312-350
.844	Mike Caruso, 1968-71	276-327
.831	Doug McDermott, 2010-14	594-715
.826	Cavel Witter, 2007-10	246-298
.817	Nate Funk, 2002-07	312-382
.813	Ty-Shon Alexander, 2017-20	231-284
.807	Ryan Sears, 1997-01	330-409
.800	Rick Apke, 1975-78	336-420
.796	James Farr, 1987-89	212-266
.786	Austin Chatman, 2011-15	246-313

### Rebounds


Reb.	Name	Years
1,751	Paul Silas	1961-64
1,126	Bob Harstad	1987-91
1,088	Doug McDermott	2010-14
1,005	Benoit Benjamin	1982-85
979	Bob Portman	1966-69
891	Chad Gallagher	1987-91
762	Kenny Lawson Jr.	2006-11
716	Rodney Buford	1995-99
709	Rick Apke	1974-78
696	Wally Anderzunas	1965-67, 1968-69

### Blocked Shots

Since 1979-80		
Blk.	Name	Years
411	Benoit Benjamin	1982-85
<b>197</b>	<b>Ryan Kalkbrenner</b>	<b>2020-Pres.</b>
183	Chad Gallagher	1987-91
174	Gregory Echenique	2010-13
153	Kenny Lawson Jr.	2006-11
138	Brody Deren	2001-04
136	Anthony Tolliver	2003-07
109	Doug Swenson	1997-99
104	Joe Dabbert	2000-04
82	Christian Bishop	2018-21

### Assists

Since 1970-71		
Ast.	Name	Years
570	Ryan Sears	1997-01
549	Ralph Bobik	1971-74
505	Antoine Young	2008-12
498	Grant Gibbs	2011-14
493	Austin Chatman	2011-15
458	Randy Eckler	1974-78
430	Tyler McKinney	2001-05
418	Vernon Moore	1981-85
391	Maurice Watson Jr.	2015-17
389	Marcus Zegarowski	2018-21



Ryan Sears remains Creighton's all-time leader in both career assists (570) and career steals (283).

### Steals

Since 1979-80		
Stl.	Name	Years
283	Ryan Sears	1997-01
196	Josh Dotzler	2005-09
195	Rodney Buford	1995-99
186	Duan Cole	1987-92
172	Kyle Korver	1999-03
157	Johnny Mathies	2003-06
154	Latrell Wrightsell	1988-92
150	Vernon Moore	1981-85
148	Ben Walker	1997-01
141	Khyri Thomas	2015-18

Block italics indicates player active in 2022-23



# NCAA Tournament History

## NCAA Tournament History (18-24)

**1941 (8 teams)**  
**Western Regional**  
**Municipal Auditorium • Kansas City, Mo.**  
 Washington State 48, Creighton 39 (3/21/41)  
 Creighton 45, Wyoming 44 (3/22/41)

**1962 (25 teams)**  
**Midwest Regional**  
**Moody Coliseum • Dallas, Texas**  
 Creighton 87, Memphis 83 (3/12/62)  
**Ahearn Field House • Manhattan, Kan.**  
 Cincinnati 66, Creighton 46 (3/16/62)  
 Creighton 63, Texas Tech 61 (3/17/62)

**1964 (25 teams)**  
**Midwest Regional**  
**Moody Coliseum • Dallas, Texas**  
 Creighton 89, Oklahoma City 78 (3/9/64)  
**Levitt Arena • Wichita, Kan.**  
 Wichita State 84, Creighton 68 (3/13/64)  
 Texas-El Paso 63, Creighton 52 (3/14/64)

**1974 (25 teams)**  
**Midwest Regional**  
**North Texas Coliseum • Denton, Texas**  
 Creighton 77, Texas 61 (3/9/74)  
**Mabee Center • Tulsa, Okla.**  
 Kansas 55, Creighton 54 (3/14/74)  
 Creighton 80, Louisville 71 (3/16/74)

**1975 (32 teams)**  
**Midwest Regional**  
**Memorial Coliseum • Lubbock, Texas**  
 Maryland 83, Creighton 79 (3/15/75)

**1978 (32 teams)**  
**Midwest Regional**  
**Levitt Arena • Wichita, Kan.**  
 DePaul 80, Creighton 78 (3/12/78)

**1981 (48 teams)**  
**Mideast Regional**  
**University of Dayton Arena • Dayton, Ohio**  
 #9 St. Joseph's (Pa.) 59, #8 Creighton 57 (3/12/81)

**1989 (64 teams)**  
**Midwest Regional**  
**Reunion Arena • Dallas, Texas**  
 #3 Missouri 85, #14 Creighton 69 (3/17/89)

**1991 (64 teams)**  
**West Regional**  
**Huntsman Center • Salt Lake City, Utah**  
 #11 Creighton 64, #6 New Mexico St. 56 (3/14/91)  
 #3 Seton Hall 81, #11 Creighton 69 (3/16/91)

**1999 (64 teams)**  
**South Regional**  
**Orlando Arena • Orlando, Fla.**  
 #10 Creighton 62, #7 Louisville 58 (3/11/99)  
 #2 Maryland 75, #10 Creighton 63 (3/13/99)

**2000 (64 teams)**  
**Midwest Regional**  
**H.H.H. Metrodome • Minneapolis, Minn.**  
 #7 Auburn 72, #10 Creighton 69 (3/16/00)

**2001 (65 teams)**  
**East Regional**  
**Nassau Coliseum • Uniondale, N.Y.**  
 #7 Iowa 69, #10 Creighton 56 (3/15/01)

**2002 (65 teams)**  
**Midwest Regional**  
**United Center • Chicago, Ill.**  
 #12 Creighton 83, #5 Florida 82 (2OT) (3/15/02)  
 #4 Illinois 72, #12 Creighton 60 (3/17/02)

**2003 (65 teams)**  
**West Regional**  
**Huntsman Center • Salt Lake City, Utah**  
 #11 Central Michigan 79, #6 Creighton 73 (3/20/03)

**2005 (65 teams)**  
**Albuquerque Regional**  
**Wolstein Center • Cleveland, Ohio**  
 #7 West Virginia 63, #10 Creighton 61 (3/17/05)

**2007 (65 teams)**  
**South Regional**  
**New Orleans Arena • New Orleans, La.**  
 #7 Nevada 77, #10 Creighton 71 (OT) (3/16/07)

**2012 (68 teams)**  
**Midwest Regional**  
**Greensboro Coliseum • Greensboro, N.C.**  
 #8 Creighton 58, #9 Alabama 57 (3/16/12)  
 #1 North Carolina 87, #8 Creighton 73 (3/18/12)

**2013 (68 teams)**  
**Midwest Regional**  
**Wells Fargo Center • Philadelphia, Pa.**  
 #7 Creighton 67, #10 Cincinnati 63 (3/22/13)  
 #2 Duke 66, #7 Creighton 50 (3/24/13)

**2014 (68 teams)**  
**West Regional**  
**AT&T Center • San Antonio, Texas**  
 #3 Creighton 76, #14 Louisiana 66 (3/21/14)  
 #6 Baylor 85, #3 Creighton 55 (3/23/14)

**2017 (68 teams)**  
**Midwest Regional**  
**Golden 1 Center • Sacramento, Calif.**  
 #11 Rhode Island 84, #6 Creighton 72 (3/17/17)

**2018 (68 teams)**  
**South Regional**  
**Spectrum Center • Charlotte, N.C.**  
 #9 Kansas State 69, #8 Creighton 59 (3/16/18)

**2021 (68 teams)**  
**West Regional**  
**Lucas Oil Stadium • Indianapolis, Ind.**  
 #5 Creighton 63, #12 UC Santa Barbara 62 (3/20/21)  
**Hinkle Fieldhouse • Indianapolis, Ind.**  
 #5 Creighton 72, #13 Ohio 58 (3/22/21)  
 #1 Gonzaga 83, #5 Creighton 65 (3/28/21)

**2022 (68 teams)**  
**Midwest Regional**  
**Dickies Arena • Fort Worth, Texas**  
 #9 Creighton 72, #8 San Diego State 69 (OT) (3/17/22)  
 #1 Kansas 79, #9 Creighton 72 (3/19/22)

**2023 (68 teams)**  
**South Regional**  
**Ball Arena • Denver, Colo.**  
 #6 Creighton 72, #11 NC State 63 (3/17/23)  
 #6 Creighton 85, #3 Baylor 76 (3/19/23)  
**KFC Yum! Arena • Louisville, Ky.**  
 #6 Creighton 86, #15 Princeton 75



Greg McDermott is the only Creighton Basketball coach to win NCAA Tournament games in consecutive seasons, leading CU to wins from 2012-14 and again from 2021-23.

### NCAA Records By Coach

Name (NCAA Years)	W-L
E.S. "Eddie" Hickey (1941)	1-1
John "Red" McManus (1962, '64)	3-3
Eddie Sutton (1974)	2-1
Tom Apke (1975, '78, '81)	0-3
Tony Barone (1989, '91)	1-2
Dana Altman (1999, '00, '01, '02, '03, '05, '07)	2-7
<b>Greg McDermott (2012, '13, '14, '17, '18, '21, '22, '23)</b>	<b>9-7</b>

### Creighton's NCAA History

NCAA Tournament Breakdown	
Appearances	24 (includes 2023)
Best Finish	5th, Western Regional, 1941
Overall Record	18-24 (.429)
Albuquerque Region	0-1 (.000)
East Region	0-1 (.000)
Mideast Region	0-1 (.000)
Midwest Region	9-13 (.409)
South Region	4-3 (.571)
Southeast Region	0-0 (.000)
West Region	5-5 (.500)

**2022-23 Creighton Men's Basketball**  
**Creighton Combined Team Statistics (as of Mar 24, 2023)**  
**All games**

Overall record: 24-12 Conf: 14-6 Home: 13-2 Away: 5-6 Neutral: 6-4

#	Player	gp-gs	min	avg	Total			3-Point		F-Throw		Rebounds					a	to	blk	stl	pts	avg
					fg-fga	fg%	3fg-fga	3fg%	ft-fa	ft%	off	def	tot	avg	pf	dq						
11	Ryan Kalkbrenner	33-33	1059	32.1	211-298	.708	6-18	.333	96-121	.793	82	120	202	6.1	61	0	41	48	70	21	524	15.9
23	Trey Alexander	36-36	1153	32.0	165-367	.450	66-156	.423	98-119	.824	12	139	151	4.2	60	0	94	54	17	40	494	13.7
55	Baylor Scheierman	36-36	1175	32.6	158-370	.427	86-235	.366	58-70	.829	33	264	297	8.3	78	1	118	79	9	37	460	12.8
02	Ryan Nembhard	36-36	1223	34.0	158-365	.433	53-146	.363	73-84	.869	13	130	143	4.0	67	0	175	74	3	25	442	12.3
24	Arthur Kaluma	36-36	1052	29.2	142-337	.421	40-129	.310	100-136	.735	57	160	217	6.0	78	1	60	74	21	19	424	11.8
33	Fredrick King	36-3	309	8.6	53-87	.609	0-0	.000	20-32	.625	37	53	90	2.5	46	0	5	19	28	2	126	3.5
05	Francisco Farabello	33-0	524	15.9	36-111	.324	27-89	.303	3-6	.500	3	39	42	1.3	21	0	31	20	0	15	102	3.1
13	Mason Miller	35-0	322	9.2	26-70	.371	20-53	.377	9-16	.563	17	39	56	1.6	20	0	8	8	0	3	81	2.3
04	Shereef Mitchell	35-0	260	7.4	23-54	.426	10-29	.345	7-11	.636	4	17	21	0.6	31	0	19	14	1	13	63	1.8
10	Zander Yates	11-0	34	3.1	5-15	.333	4-11	.364	3-3	1.000	0	6	6	0.5	2	0	4	1	1	3	17	1.5
01	Ben Shtolzberg	17-0	97	5.7	9-24	.375	3-13	.231	4-5	.800	4	11	15	0.9	8	0	11	4	0	4	25	1.5
14	Sami Osmani	11-0	27	2.5	4-8	.500	1-4	.250	0-0	.000	3	5	8	0.7	2	0	4	0	0	0	9	0.8
21	Evan Young	9-0	15	1.7	2-3	.667	1-2	.500	0-0	.000	0	0	0	0.0	1	0	2	0	0	0	5	0.6
Team											32	52	84				24					
Total.....		36	7250		992-2109	.470	317-885	.358	471-603	.781	297	1035	1332	37.0	475	2	572	419	150	182	2772	77.0
Opponents.....		36	7250		958-2266	.423	228-675	.338	330-454	.727	313	880	1193	33.1	579	4	433	351	100	216	2474	68.7

TEAM STATISTICS	CU	OPP	Date	Opponent	Score	Att.
SCORING	2772	2474	11/07/22	ST. THOMAS	w 72-60	17098
Points per game	77.0	68.7	11/10/22	NORTH DAKOTA	w 96-61	16594
Scoring margin	+8.3	-	11/14/22	HOLY CROSS	w 94-65	15940
FIELD GOALS-ATT	992-2109	958-2266	11/17/22	UC RIVERSIDE	w 80-51	16456
Field goal pct	.470	.423	M 11/21/22	vs #21 Texas Tech	w 76-65	2400
3 POINT FG-ATT	317-885	228-675	M 11/22/22	vs #9 Arkansas	w 90-87	2400
3-point FG pct	.358	.338	M 11/23/22	vs #14 Arizona	L 79-81	2400
3-pt FG made per game	8.8	6.3	12/01/22	at #2 Texas	L 67-72	10896
FREE THROWS-ATT	471-603	330-454	12/04/22	NEBRASKA	L 53-63	17352
Free throw pct	.781	.727	J 12/10/22	vs BYU	L 80-83	2691
F-Throws made per game	13.1	9.2	J 12/12/22	vs Arizona State	L 71-73	2485
REBOUNDS	1332	1193	* 12/16/22	at Marquette	L 58-69	15389
Rebounds per game	37.0	33.1	* 12/22/22	BUTLER	w 78-56	16319
Rebounding margin	+3.9	-	* 12/25/22	DEPAUL	w 80-65	16534
ASSISTS	572	433	* 01/03/23	SETON HALL	w 83-61	16592
Assists per game	15.9	12.0	* 01/07/23	at #4 UConn	L 60-69	10167
TURNOVERS	419	351	* 01/11/23	at #12 Xavier	L 87-90	10224
Turnovers per game	11.6	9.8	* 01/14/23	#19 PROVIDENCE	w 73-67	17443
Turnover margin	-1.9	-	* 01/17/23	at Butler	w 73-52	7329
Assist/turnover ratio	1.4	1.2	* 01/25/23	ST. JOHN'S (NY)	w 104-76	17004
STEALS	182	216	* 01/28/23	#13 XAVIER	w 84-67	18277
Steals per game	5.1	6.0	* 02/01/23	at Georgetown	w 63-53	4042
BLOCKS	150	100	* 02/04/23	VILLANOVA	w 66-61	18509
Blocks per game	4.2	2.8	* 02/08/23	at Seton Hall	w 75-62	8875
ATTENDANCE	257449	217219	* 02/11/23	#21 CONNECTICUT	w 56-53	18286
Home games-Avg/Game	15-17163	11-9687	* 02/14/23	at #24 Providence	Lo2 86-94	12400
Neutral site-Avg/Game	-	10-11067	* 02/18/23	at St. John's (NY)	w 77-67	5602
Score by Periods	1st	2nd	OT	OT2	Totals	
Creighton	1356	1403	11	2	2772	
Opponents	1150	1303	11	10	2474	
						* 02/21/23 #10 MARQUETTE L 71-73 18006
						* 02/25/23 at Villanova L 67-79 17114
						* 03/01/23 GEORGETOWN w 99-59 17039
						* 03/04/23 at DePaul w 84-70 4514
						T 03/09/23 vs Villanova w 87-74 19812
						T 03/10/23 vs #15 Xavier L 60-82 19812
						N 03/17/23 vs NC State w 72-63 19149
						N 03/19/23 vs #11 Baylor w 85-76 19229
						L 03/24/23 vs Princeton w 86-75 20289

\* = BIG EAST Conference game  
M = Maui Jim Maui Invitational (Maui, Hawaii)  
J = Jack Jones Hoopfest (Las Vegas, Nev.)  
T = BIG EAST Tournament (New York, N.Y.)  
N = NCAA Tournament (Denver, Colo.)  
L = NCAA Tournament (Louisville, Ky.)

**2022-23 Creighton Men's Basketball**  
**Creighton Season Schedule/Results & Leaders (as of Mar 24, 2023)**  
**All games**

<b>RECORD:</b>	<b>OVERALL</b>	<b>HOME</b>	<b>AWAY</b>	<b>NEUTRAL</b>
ALL GAMES	24-12	13-2	5-6	6-4
CONFERENCE	14-6	9-1	5-5	0-0
NON-CONFERENCE	10-6	4-1	0-1	6-4

<b>Date</b>	<b>Opponent</b>	<b>Score</b>	<b>Att.</b>	<b>High Points</b>	<b>High Rebounds</b>
11/07/22	ST. THOMAS	W 72-60	17098	(17)Arthur Kaluma	(10)Baylor Scheierman
11/10/22	NORTH DAKOTA	W 96-61	16594	(24)Ryan Kalkbrenner	(10)Baylor Scheierman
11/14/22	HOLY CROSS	W 94-65	15940	(22)Ryan Kalkbrenner	(9)Baylor Scheierman
11/17/22	UC RIVERSIDE	W 80-51	16456	(17)Baylor Scheierman	(9)Trey Alexander
11/21/22	Mvs #21 Texas Tech	W 76-65	2400	(18)Arthur Kaluma	(12)Baylor Scheierman
11/22/22	Mvs #9 Arkansas	W 90-87	2400	(25)Ryan Nembhard	(7)Ryan Kalkbrenner
					(7)Baylor Scheierman
11/23/22	Mvs #14 Arizona	79-81	L 2400	(20)Ryan Nembhard	(11)Baylor Scheierman
12/01/22	at #2 Texas	67-72	L 10896	(20)Ryan Kalkbrenner	(13)Ryan Kalkbrenner
12/04/22	NEBRASKA	53-63	L 17352	(16)Francisco Farabello	(11)Baylor Scheierman
12/10/22	Jvs BYU	80-83	L 2691	(27)Arthur Kaluma	(11)Baylor Scheierman
12/12/22	Jvs Arizona State	71-73	L 2485	(18)Baylor Scheierman	(11)Fredrick King
12/16/22	*at Marquette	58-69	L 15389	(16)Fredrick King	(11)Baylor Scheierman
12/22/22	*BUTLER	W 78-56	16319	(19)Ryan Kalkbrenner	(8)Baylor Scheierman
12/25/22	*DEPAUL	W 80-65	16534	(32)Trey Alexander	(10)Baylor Scheierman
01/03/23	*SETON HALL	W 83-61	16592	(17)Ryan Kalkbrenner	(11)Arthur Kaluma
01/07/23	*at #4 UConn	60-69	L 10167	(14)Arthur Kaluma	(16)Arthur Kaluma
01/11/23	*at #12 Xavier	87-90	L 10224	(25)Baylor Scheierman	(9)Arthur Kaluma
01/14/23	*#19 PROVIDENCE	W 73-67	17443	(21)Ryan Kalkbrenner	(7)Baylor Scheierman
					(7)Ryan Kalkbrenner
01/17/23	*at Butler	W 73-52	7329	(12)Baylor Scheierman	(11)Ryan Nembhard
				(12)Ryan Nembhard	
01/25/23	*ST. JOHN'S (NY)	W 104-76	17004	(17)Baylor Scheierman	(10)Baylor Scheierman
01/28/23	*#13 XAVIER	W 84-67	18277	(20)Arthur Kaluma	(10)Ryan Nembhard
02/01/23	*at Georgetown	W 63-53	4042	(16)Ryan Kalkbrenner	(11)Baylor Scheierman
02/04/23	*VILLANOVA	W 66-61	18509	(27)Trey Alexander	(8)Arthur Kaluma
02/08/23	*at Seton Hall	W 75-62	8875	(19)Baylor Scheierman	(9)Baylor Scheierman
02/11/23	*#21 CONNECTICUT	W 56-53	18286	(17)Trey Alexander	(9)Baylor Scheierman
02/14/23	*at #24 Providence	86-94	Lo2 12400	(21)Ryan Nembhard	(10)Ryan Nembhard
02/18/23	*at St. John's (NY)	W 77-67	5602	(16)Ryan Nembhard	(8)Ryan Kalkbrenner
02/21/23	*#10 MARQUETTE	W 71-73	L 18006	(18)Baylor Scheierman	(13)Baylor Scheierman
02/25/23	*at Villanova	67-79	L 17114	(19)Arthur Kaluma	(6)Arthur Kaluma
03/01/23	*GEORGETOWN	W 99-59	17039	(25)Trey Alexander	(13)Baylor Scheierman
03/04/23	*at DePaul	W 84-70	4514	(21)Trey Alexander	(11)Ryan Nembhard
03/09/23	Tvs Villanova	W 87-74	19812	(21)Ryan Kalkbrenner	(12)Baylor Scheierman
03/10/23	Tvs #15 Xavier	60-82	L 19812	(18)Ryan Kalkbrenner	(7)Baylor Scheierman
03/17/23	Nvs NC State	W 72-63	19149	(31)Ryan Kalkbrenner	(9)Arthur Kaluma
03/19/23	Nvs #11 Baylor	W 85-76	19229	(30)Ryan Nembhard	(8)Trey Alexander
03/24/23	Lvs Princeton	W 86-75	20289	(22)Ryan Kalkbrenner	(9)Baylor Scheierman

\* = BIG EAST Conference game  
M = Maui Jim Maui Invitational (Maui, Hawaii)  
J = Jack Jones Hoopfest (Las Vegas, Nev.)  
T = BIG EAST Tournament (New York, N.Y.)  
N = NCAA Tournament (Denver, Colo.)  
L = NCAA Tournament (Louisville, Ky.)

<b>Attendance Summary</b>	<b>Games</b>	<b>Attend</b>	<b>Avg/Game</b>
Home	15	257449	17163
Away	11	106552	9687
Neutral	10	110667	11067
Total	36	474668	13185

**2022-23 Creighton Men's Basketball**  
**Creighton Combined Team Statistics (as of Mar 24, 2023)**  
**NCAA Tourney Only**

<b>RECORD:</b>	<b>OVERALL</b>	<b>HOME</b>	<b>AWAY</b>	<b>NEUTRAL</b>
ALL GAMES	3-0	0-0	0-0	3-0
CONFERENCE	0-0	0-0	0-0	0-0
NON-CONFERENCE	3-0	0-0	0-0	3-0

#	Player	gp-gs	min	avg	Total		3-Point		F-Throw		Rebounds				pf	dq	a	to	blk	stl	pts	avg
					fg-fga	fg%	3fg-fga	3fg%	ft-fta	ft%	off	def	tot	avg								
11	Ryan Kalkbrenner	3-3	105	35.0	24-36	.667	1-1	1.000	14-15	.933	7	12	19	6.3	8	0	4	3	5	0	63	21.0
02	Ryan Nembhard	3-3	107	35.7	16-32	.500	4-13	.308	13-14	.929	0	9	9	3.0	8	0	13	5	0	3	49	16.3
23	Trey Alexander	3-3	110	36.7	15-36	.417	4-15	.267	11-12	.917	0	14	14	4.7	3	0	9	7	1	5	45	15.0
55	Baylor Scheierman	3-3	102	34.0	14-31	.452	9-22	.409	2-2	1.000	2	19	21	7.0	6	0	11	8	1	0	39	13.0
24	Arthur Kaluma	3-3	90	30.0	9-18	.500	1-8	.125	12-14	.857	6	16	22	7.3	6	0	7	8	3	0	31	10.3
05	Francisco Farabello	3-0	58	19.3	5-10	.500	4-8	.500	0-0	.000	0	6	6	2.0	5	0	3	1	0	1	14	4.7
33	Fredrick King	3-0	12	4.0	1-1	1.000	0-0	.000	0-0	.000	1	4	5	1.7	4	0	0	0	2	0	2	0.7
13	Mason Miller	2-0	8	4.0	0-2	.000	0-1	.000	0-0	.000	0	2	2	1.0	0	0	0	0	0	0	0	0.0
04	Shereef Mitchell	3-0	6	2.0	0-0	.000	0-0	.000	0-0	.000	1	1	2	0.7	0	0	0	1	0	0	0	0.0
21	Evan Young	1-0	0	0.0	0-0	.000	0-0	.000	0-0	.000	0	0	0	0.0	0	0	0	0	0	0	0	0.0
01	Ben Shtolzberg	1-0	1	1.0	0-0	.000	0-0	.000	0-0	.000	0	1	1	1.0	1	0	0	0	0	0	0	0.0
10	Zander Yates	1-0	0	0.0	0-0	.000	0-0	.000	0-0	.000	0	0	0	0.0	0	0	0	0	0	0	0	0.0
14	Sami Osmani	1-0	1	1.0	0-0	.000	0-0	.000	0-0	.000	0	0	0	0.0	0	0	0	0	0	0	0	0.0
Team											1	3	4					2				
Total.....		3	600		84-166	.506	23-68	.338	52-57	.912	18	87	105	35.0	41	0	47	35	12	9	243	81.0
Opponents.....		3	600		83-192	.432	17-57	.298	31-44	.705	25	65	90	30.0	56	0	21	21	6	12	214	71.3

TEAM STATISTICS	CU	OPP	Date	Opponent	Score	Att.
SCORING	243	214	N 03/17/23	vs NC State	w 72-63	19149
Points per game	81.0	71.3	N 03/19/23	vs #11 Baylor	w 85-76	19229
Scoring margin	+9.7	-	L 03/24/23	vs Princeton	w 86-75	20289
FIELD GOALS-ATT	84-166	83-192	* = BIG EAST Conference game			
Field goal pct	.506	.432	M = Maui Jim Maui Invitational (Maui, Hawaii)			
3 POINT FG-ATT	23-68	17-57	J = Jack Jones Hoopfest (Las Vegas, Nev.)			
3-point FG pct	.338	.298	T = BIG EAST Tournament (New York, N.Y.)			
3-pt FG made per game	7.7	5.7	N = NCAA Tournament (Denver, Colo.)			
FREE THROWS-ATT	52-57	31-44	L = NCAA Tournament (Louisville, Ky.)			
Free throw pct	.912	.705				
F-Throws made per game	17.3	10.3				
REBOUNDS	105	90				
Rebounds per game	35.0	30.0				
Rebounding margin	+5.0	-				
ASSISTS	47	21				
Assists per game	15.7	7.0				
TURNOVERS	35	21				
Turnovers per game	11.7	7.0				
Turnover margin	-4.7	-				
Assist/turnover ratio	1.3	1.0				
STEALS	9	12				
Steals per game	3.0	4.0				
BLOCKS	12	6				
Blocks per game	4.0	2.0				
ATTENDANCE	0	58667				
Home games-Avg/Game	0-0	0-0				
Neutral site-Avg/Game	-	3-19556				

Score by Periods	1st	2nd	Totals
Creighton	114	129	243
Opponents	98	116	214

## Creighton Men's Basketball Individual Career History

### Trey Alexander

Season	gp-gs	min/avg	Total		3-Point		F-Throws		Rebounds				Scoring							
			fg-fga	pct	fg-fga	pct	ft-fa	pct	off	def	tot	avg	pf	fo	ast	to	blk	stl	pts	avg
2021-22	35-13	933/26.7	89-211	.422	18-64	.281	63-77	.818	10	121	131	3.7	68	1	86	64	10	25	259	7.4
2022-23	36-36	1153/32.0	165-367	.450	66-156	.423	98-119	.824	12	139	151	4.2	60	0	94	54	17	40	494	13.7
<b>TOTAL</b>	<b>71-49</b>	<b>2086/29.4</b>	<b>254-578</b>	<b>.439</b>	<b>84-220</b>	<b>.382</b>	<b>161-196</b>	<b>.821</b>	<b>22</b>	<b>260</b>	<b>282</b>	<b>4.0</b>	<b>128</b>	<b>1</b>	<b>180</b>	<b>118</b>	<b>27</b>	<b>65</b>	<b>753</b>	<b>10.6</b>

### Francisco Farabello

Season	gp-gs	min/avg	Total		3-Point		F-Throws		Rebounds				Scoring							
			fg-fga	pct	fg-fga	pct	ft-fa	pct	off	def	tot	avg	pf	fo	ast	to	blk	stl	pts	avg
2019-20*	30-7	618/20.6	38-93	.409	25-61	.410	11-13	.846	5	38	43	1.4	36	0	65	36	4	24	112	3.7
2020-21*	9-5	219/24.3	17-39	.436	13-29	.448	1-5	.200	0	15	15	1.7	11	0	21	4	0	10	48	5.3
2021-22*	34-6	646/19.0	47-122	.385	38-99	.384	27-30	.900	8	76	84	2.5	25	0	43	28	1	19	159	4.7
2022-23	33-0	524/15.9	36-111	.324	27-89	.303	3-6	.500	3	39	42	1.3	21	0	31	20	0	15	102	3.1
<b>TOTAL</b>	<b>33-0</b>	<b>524/15.9</b>	<b>36-111</b>	<b>.324</b>	<b>27-89</b>	<b>.303</b>	<b>3-6</b>	<b>.500</b>	<b>3</b>	<b>39</b>	<b>42</b>	<b>1.3</b>	<b>21</b>	<b>0</b>	<b>31</b>	<b>20</b>	<b>0</b>	<b>15</b>	<b>102</b>	<b>3.1</b>
<b>All*</b>	<b>106-18</b>	<b>2007/18.9</b>	<b>138-365</b>	<b>.378</b>	<b>103-278</b>	<b>.371</b>	<b>42-54</b>	<b>.778</b>	<b>16</b>	<b>168</b>	<b>184</b>	<b>1.7</b>	<b>93</b>	<b>0</b>	<b>160</b>	<b>88</b>	<b>5</b>	<b>68</b>	<b>421</b>	<b>4.0</b>

\* Statistics from prior team/school

### Jasen Green

### Ryan Kalkbrenner

Season	gp-gs	min/avg	Total		3-Point		F-Throws		Rebounds				Scoring							
			fg-fga	pct	fg-fga	pct	ft-fa	pct	off	def	tot	avg	pf	fo	ast	to	blk	stl	pts	avg
2020-21	31-0	422/13.6	80-124	.645	0-2	.000	22-45	.489	47	61	108	3.5	48	0	10	16	38	6	182	5.9
2021-22	34-34	996/29.3	173-268	.646	3-12	.250	95-129	.736	134	127	261	7.7	48	0	31	47	89	15	444	13.1
2022-23	33-33	1059/32.1	211-298	.708	6-18	.333	96-121	.793	82	120	202	6.1	61	0	41	48	70	21	524	15.9
<b>TOTAL</b>	<b>98-67</b>	<b>2477/25.3</b>	<b>464-690</b>	<b>.672</b>	<b>9-32</b>	<b>.281</b>	<b>213-295</b>	<b>.722</b>	<b>263</b>	<b>308</b>	<b>571</b>	<b>5.8</b>	<b>157</b>	<b>0</b>	<b>82</b>	<b>111</b>	<b>197</b>	<b>42</b>	<b>1150</b>	<b>11.7</b>

### Arthur Kaluma

Season	gp-gs	min/avg	Total		3-Point		F-Throws		Rebounds				Scoring							
			fg-fga	pct	fg-fga	pct	ft-fa	pct	off	def	tot	avg	pf	fo	ast	to	blk	stl	pts	avg
2021-22	31-30	830/26.8	124-279	.444	27-102	.265	47-70	.671	36	130	166	5.4	78	2	40	79	18	19	322	10.4
2022-23	36-36	1052/29.2	142-337	.421	40-129	.310	100-136	.735	57	160	217	6.0	78	1	60	74	21	19	424	11.8
<b>TOTAL</b>	<b>67-66</b>	<b>1882/28.1</b>	<b>266-616</b>	<b>.432</b>	<b>67-231</b>	<b>.290</b>	<b>147-206</b>	<b>.714</b>	<b>93</b>	<b>290</b>	<b>383</b>	<b>5.7</b>	<b>156</b>	<b>3</b>	<b>100</b>	<b>153</b>	<b>39</b>	<b>38</b>	<b>746</b>	<b>11.1</b>

### Fredrick King

Season	gp-gs	min/avg	Total		3-Point		F-Throws		Rebounds				Scoring							
			fg-fga	pct	fg-fga	pct	ft-fa	pct	off	def	tot	avg	pf	fo	ast	to	blk	stl	pts	avg
2022-23	36-3	309/8.6	53-87	.609	0-0	.000	20-32	.625	37	53	90	2.5	46	0	5	19	28	2	126	3.5
<b>TOTAL</b>	<b>36-3</b>	<b>309/8.6</b>	<b>53-87</b>	<b>.609</b>	<b>0-0</b>	<b>.000</b>	<b>20-32</b>	<b>.625</b>	<b>37</b>	<b>53</b>	<b>90</b>	<b>2.5</b>	<b>46</b>	<b>0</b>	<b>5</b>	<b>19</b>	<b>28</b>	<b>2</b>	<b>126</b>	<b>3.5</b>

### Mason Miller

Season	gp-gs	min/avg	Total		3-Point		F-Throws		Rebounds				Scoring							
			fg-fga	pct	fg-fga	pct	ft-fa	pct	off	def	tot	avg	pf	fo	ast	to	blk	stl	pts	avg
2022-23	35-0	322/9.2	26-70	.371	20-53	.377	9-16	.563	17	39	56	1.6	20	0	8	8	0	3	81	2.3
<b>TOTAL</b>	<b>35-0</b>	<b>322/9.2</b>	<b>26-70</b>	<b>.371</b>	<b>20-53</b>	<b>.377</b>	<b>9-16</b>	<b>.563</b>	<b>17</b>	<b>39</b>	<b>56</b>	<b>1.6</b>	<b>20</b>	<b>0</b>	<b>8</b>	<b>8</b>	<b>0</b>	<b>3</b>	<b>81</b>	<b>2.3</b>

## Creighton Men's Basketball Individual Career History

### Shereef Mitchell

Season	gp-gs	min/avg	Total		3-Point		F-Throws		Rebounds				Other					Scoring		
			fg-fga	pct	fg-fga	pct	ft-fta	pct	off	def	tot	avg	pf	fo	ast	to	blk	stl	pts	avg
2019-20	27-2	372/13.8	29-65	.446	1-12	.083	15-22	.682	6	32	38	1.4	38	0	39	23	1	20	74	2.7
2020-21	30-2	432/14.4	35-82	.427	12-33	.364	17-23	.739	4	39	43	1.4	49	0	46	22	1	22	99	3.3
2021-22	6-0	100/16.7	8-22	.364	0-5	.000	5-6	.833	1	9	10	1.7	9	0	8	8	0	5	21	3.5
2022-23	35-0	260/7.4	23-54	.426	10-29	.345	7-11	.636	4	17	21	0.6	31	0	19	14	1	13	63	1.8
<b>TOTAL</b>	<b>98-4</b>	<b>1164/11.9</b>	<b>95-223</b>	<b>.426</b>	<b>23-79</b>	<b>.291</b>	<b>44-62</b>	<b>.710</b>	<b>15</b>	<b>97</b>	<b>112</b>	<b>1.1</b>	<b>127</b>	<b>0</b>	<b>112</b>	<b>67</b>	<b>3</b>	<b>60</b>	<b>257</b>	<b>2.6</b>

### Ryan Nembhard

Season	gp-gs	min/avg	Total		3-Point		F-Throws		Rebounds				Other					Scoring		
			fg-fga	pct	fg-fga	pct	ft-fta	pct	off	def	tot	avg	pf	fo	ast	to	blk	stl	pts	avg
2021-22	27-27	940/34.8	115-285	.404	33-106	.311	41-56	.732	6	79	85	3.1	56	2	119	85	1	34	304	11.3
2022-23	36-36	1223/34.0	158-365	.433	53-146	.363	73-84	.869	13	130	143	4.0	67	0	175	74	3	25	442	12.3
<b>TOTAL</b>	<b>63-63</b>	<b>2163/34.3</b>	<b>273-650</b>	<b>.420</b>	<b>86-252</b>	<b>.341</b>	<b>114-140</b>	<b>.814</b>	<b>19</b>	<b>209</b>	<b>228</b>	<b>3.6</b>	<b>123</b>	<b>2</b>	<b>294</b>	<b>159</b>	<b>4</b>	<b>59</b>	<b>746</b>	<b>11.8</b>

### Sami Osmani

Season	gp-gs	min/avg	Total		3-Point		F-Throws		Rebounds				Other					Scoring		
			fg-fga	pct	fg-fga	pct	ft-fta	pct	off	def	tot	avg	pf	fo	ast	to	blk	stl	pts	avg
2020-21	9-0	22/2.4	3-9	.333	0-4	.000	0-0	.000	1	2	3	0.3	3	0	0	0	0	1	6	0.7
2021-22	8-0	13/1.6	0-5	.000	0-3	.000	0-1	.000	2	2	4	0.5	1	0	0	0	0	0	0	0.0
2022-23	11-0	27/2.5	4-8	.500	1-4	.250	0-0	.000	3	5	8	0.7	2	0	4	0	0	0	9	0.8
<b>TOTAL</b>	<b>28-0</b>	<b>62/2.2</b>	<b>7-22</b>	<b>.318</b>	<b>1-11</b>	<b>.091</b>	<b>0-1</b>	<b>.000</b>	<b>6</b>	<b>9</b>	<b>15</b>	<b>0.5</b>	<b>6</b>	<b>0</b>	<b>4</b>	<b>0</b>	<b>0</b>	<b>1</b>	<b>15</b>	<b>0.5</b>

### Baylor Scheierman

Season	gp-gs	min/avg	Total		3-Point		F-Throws		Rebounds				Other					Scoring		
			fg-fga	pct	fg-fga	pct	ft-fta	pct	off	def	tot	avg	pf	fo	ast	to	blk	stl	pts	avg
2019-20*	32-3	646/20.2	70-164	.427	19-77	.247	32-48	.667	25	124	149	4.7	71	2	71	64	6	12	191	6.0
2020-21*	23-23	811/35.3	119-239	.498	57-130	.438	60-71	.845	13	199	212	9.2	28	0	91	45	4	24	355	15.4
2021-22*	35-35	1164/33.3	194-382	.508	83-177	.469	97-121	.802	17	257	274	7.8	70	0	158	68	5	47	568	16.2
2022-23	36-36	1175/32.6	158-370	.427	86-235	.366	58-70	.829	33	264	297	8.3	78	1	118	79	9	37	460	12.8
<b>TOTAL</b>	<b>36-36</b>	<b>1175/32.6</b>	<b>158-370</b>	<b>.427</b>	<b>86-235</b>	<b>.366</b>	<b>58-70</b>	<b>.829</b>	<b>33</b>	<b>264</b>	<b>297</b>	<b>8.3</b>	<b>78</b>	<b>1</b>	<b>118</b>	<b>79</b>	<b>9</b>	<b>37</b>	<b>460</b>	<b>12.8</b>
<b>All*</b>	<b>126-97</b>	<b>3796/30.1</b>	<b>541-1155</b>	<b>.468</b>	<b>245-619</b>	<b>.396</b>	<b>247-310</b>	<b>.797</b>	<b>88</b>	<b>844</b>	<b>932</b>	<b>7.4</b>	<b>247</b>	<b>3</b>	<b>438</b>	<b>256</b>	<b>24</b>	<b>120</b>	<b>1574</b>	<b>12.5</b>

\* Statistics from prior team/school

### Ben Shtolzberg

Season	gp-gs	min/avg	Total		3-Point		F-Throws		Rebounds				Other					Scoring		
			fg-fga	pct	fg-fga	pct	ft-fta	pct	off	def	tot	avg	pf	fo	ast	to	blk	stl	pts	avg
2022-23	17-0	97/5.7	9-24	.375	3-13	.231	4-5	.800	4	11	15	0.9	8	0	11	4	0	4	25	1.5
<b>TOTAL</b>	<b>17-0</b>	<b>97/5.7</b>	<b>9-24</b>	<b>.375</b>	<b>3-13</b>	<b>.231</b>	<b>4-5</b>	<b>.800</b>	<b>4</b>	<b>11</b>	<b>15</b>	<b>0.9</b>	<b>8</b>	<b>0</b>	<b>11</b>	<b>4</b>	<b>0</b>	<b>4</b>	<b>25</b>	<b>1.5</b>

### Zander Yates

Season	gp-gs	min/avg	Total		3-Point		F-Throws		Rebounds				Other					Scoring		
			fg-fga	pct	fg-fga	pct	ft-fta	pct	off	def	tot	avg	pf	fo	ast	to	blk	stl	pts	avg
2022-23	11-0	34/3.1	5-15	.333	4-11	.364	3-3	1.000	0	6	6	0.5	2	0	4	1	1	3	17	1.5
<b>TOTAL</b>	<b>11-0</b>	<b>34/3.1</b>	<b>5-15</b>	<b>.333</b>	<b>4-11</b>	<b>.364</b>	<b>3-3</b>	<b>1.000</b>	<b>0</b>	<b>6</b>	<b>6</b>	<b>0.5</b>	<b>2</b>	<b>0</b>	<b>4</b>	<b>1</b>	<b>1</b>	<b>3</b>	<b>17</b>	<b>1.5</b>

### Evan Young

Season	gp-gs	min/avg	Total		3-Point		F-Throws		Rebounds				Other					Scoring		
			fg-fga	pct	fg-fga	pct	ft-fta	pct	off	def	tot	avg	pf	fo	ast	to	blk	stl	pts	avg
2022-23	9-0	15/1.7	2-3	.667	1-2	.500	0-0	.000	0	0	0	0.0	1	0	2	0	0	0	5	0.6
<b>TOTAL</b>	<b>9-0</b>	<b>15/1.7</b>	<b>2-3</b>	<b>.667</b>	<b>1-2</b>	<b>.500</b>	<b>0-0</b>	<b>.000</b>	<b>0</b>	<b>0</b>	<b>0</b>	<b>0.0</b>	<b>1</b>	<b>0</b>	<b>2</b>	<b>0</b>	<b>0</b>	<b>0</b>	<b>5</b>	<b>0.6</b>