



SAN DIEGO STATE

F O O T B A L L 2 0 0 2



San Diego State (3-6/3-1) at New Mexico (4-5/2-1)

Saturday, Nov. 9, 2002

4:05 p.m. (Mountain)

University Stadium

(37,000/grass)

Albuquerque, N.M.

Aztec Headlines and Storylines

- ▶ The Aztec secondary shows growth, page 3
- ▶ Freshman Freddie Keiaho blossoming on special teams, page 4
- ▶ Four receivers, two accomplishments, page 4
- ▶ Adam Hall hits the charts, page 5

Week-At-A-Glance

Monday, Nov. 4th
Off Day
Tuesday, Nov. 5th
10:42 a.m. Craft on MWC Call
12:30 p.m. Craft available in football offices
3:10 p.m. Practice at SDSU
Wednesday, Nov. 6th
3:20 p.m. Practice at SDSU
Thursday, Nov. 7th
3:10 p.m. Practice at SDSU
Friday, Nov. 8th
12:15 p.m. Flight from San Diego to N. Mexico
TBA Walkthrough at UNM
Saturday Nov. 9th
4:05 p.m. Kickoff at New Mexico
Return to San Diego immediately following the game
Sunday, Nov. 10th
3:00 p.m. Craft Media Meeting
<i>Times local to site.</i>

The Road To Albuquerque

The San Diego State Aztecs, now 3-6 on the season and 3-1 in Mountain West Conference play, remain on the road this week as they travel to Albuquerque to take on the New Mexico Lobos (4-5/2-1). Kickoff is set for 4:05 Mountain, 3:05 in San Diego. The Aztecs are coming off a 34-10 loss at Brigham Young while New Mexico is coming off an open week.

Television

The game will be televised locally on Channel 4 San Diego as part of the SportsWest package. Mike Powers will call the play-by-play with Craig Hislop providing color.

All It Takes Is Perfection

San Diego State heads into the 10th week of the football season still in contention for a bowl berth and still in the running for its first championship of any kind since 1998 and its first conference title since 1986. However, the Aztecs will have to be perfect to reach those goals. With a 13-game schedule (SDSU still has a non-conference game at Hawaii), the Aztecs must win seven games to be bowl eligible, regardless of their finish in the conference

race. SDSU heads to New Mexico 3-6 overall, meaning another loss eliminates SDSU from postseason consideration.

Getting In Position To Get In Position

The Aztecs enter Saturday's game in second place in the Mountain West Conference race, one game behind undefeated Colorado State and a half-game in front of New Mexico. As a result, Saturday's game in Albuquerque is in essence an elimination game in regards to the conference title. However, both the Aztecs and the Lobos still have league-leading Colorado State on the schedule.

Road Trip

The Aztecs are 1-4 on the road this season with the lone victory coming at Wyoming. San Diego State is 7-5 in Mountain West Conference road games since the league was formed in time for the 1999 season. Only the 10 road wins by Colorado State and the nine by BYU (both teams that have won MWC titles) top San Diego State's win total. The Aztec victories have included two wins at Colorado State, two at Laramie and single wins at Brigham Young, New Mexico and UNLV. The Rams of Colorado State have lost just two home games in Mountain West play - both to San Diego State.

SDSU Schedule/Results

Date	Opponent	TV	Result/Time	Opp. Rec.	Note
Aug. 29	at Fresno State	ESPN2	L, 14-16	4-5	▶ SDSU outgains FSU, 278-262
Sept. 7	at (17/17) Colorado	FSN	L, 14-34	6-3	▶ Each team had 401 yds. of total offense
Sept. 14	Arizona State	Az.-TV	L, 28-39	7-3	▶ Tolver: 12 catches, 296 yards, 1 TD
Sept. 21	at Idaho	-	L, 38-48	2-7	▶ Aztecs own 585-531 edge in total off.
Sept. 28	UCLA	ESPN2	L, 7-43	6-3	▶ UCLA scores 23 points on 58 yards
Oct. 12	Utah*	Gm.Plan	W, 36-17	2-6	▶ Aztecs score 33 unanswered points
Oct. 19	at Wyoming*	-	W, 24-20	2-6	▶ SDSU closes game with 11:22 drive
Oct. 26	UNLV* (HC)	-	W, 31-21	4-5	▶ Aztecs win fourth straight MWC game
Nov. 2	at Brigham Young*	ESPN+	L, 10-34	4-5	▶ Osgood: 12 catches, 138 yards
Nov. 9	at New Mexico*	SportsWest	3 p.m.	4-5	▶ Visitor has won last six in series
Nov. 16	Colorado State*	TBA		8-2	▶ Aztecs won two of last three
Nov. 23	at Air Force*	TBA		6-3	▶ MWC Finale
Dec. 7	at Hawai'i	TBA		7-2	▶ First island visit since 1997

All times Pacific. Number in parenthesis refers to opponent national ranking at time of game. HC - Homecoming.

▶ **NOTE OF THE WEEK:** The Aztecs have been victorious eight straight times in Albuquerque, dating back to a 34-14 loss in 1983.

Contact Information

San Diego State

SID Kevin Klintworth
Office (619) 594-5547
Cell (619) 957-8370
Home (858) 586-9214
Fax (619) 582-6541
E-mail kklintwo@mail.sdsu.edu
Web Site goaztecs.com
Address Aztec Athletic Center
Suite 3014
5302 55th Street
San Diego, CA 92182-4309

New Mexico

SID Greg Remington
Office (505) 925-5520
Fax (505) 925-5529
E-mail gregrem@unm.edu
Web Site golobos.com

Television: Saturday's game will be televised on Channel 4 San Diego and produced by SportsWest. Mike Powers will call the action and Craig Hislop will provide analysis.

Radio: All San Diego State football games can be heard live in southern California on XTRA Sports (690 AM). Lee Hamilton calls the action with former Aztec quarterback Mark Halda returning to the broadcasts to provide analysis. John Kentera reports from the sidelines. Mike McGregor is the producer.

The Records: San Diego State enters the contest at 3-6 overall and 3-1 in league play while New Mexico is 4-5 and 2-1.

The Rankings: Neither team is ranked.

SDSU Coach Tom Craft: Tom Craft is 3-6 in his first season at San Diego State and overall.

UNM Coach Rocky Long: New Mexico graduate Rocky Long is in his fifth season as head coach at his alma mater. His record is 22-33, including a 2-2 mark against San Diego State. Like Tom Craft, Rocky Long is a former quarterback at his alma mater.

The Series: The Aztecs lead it, 20-8. The teams first met in 1953. The squads have met every season since 1978



Media Information

World Wide Web: All San Diego State releases, results, statistics, box scores, schedules, rosters and coach and player information is available on the Internet at www.goaztecs.com. Game recaps and statistics are updated after each game.

Weekly Release: The media relations office will be e-mailing its releases this season on Sunday afternoons. Fax versions of the update will be sent by request only. The release will also be available Sunday evenings on www.goaztecs.com.

Practices: Unless noted, all practices are open to both the media and public and will be staffed by a member of the Aztec Media Relations office. Electronic media wishing to shoot video during practice are asked to tape during the first 30 minutes of workouts only. Requested coaches and players will be made available for interviews following each practice.

Interview Opportunities

Sundays: Coach Tom Craft meets with members of the media at 3 p.m. in the Aztec Athletics Center on Sundays during the season. Media should contact the media relations office to confirm.

Tuesdays: Coach Tom Craft is available via phone as part of the Mountain West Conference teleconference. Craft is scheduled on the conference call at 10:42 a.m.

Wednesdays: By arrangement and post-practice.

Thursdays: By arrangement and post-practice.

Fridays: Following walk-through at game site.

Saturdays: Postgame only.

Practice Policies: San Diego State practices are generally open unless otherwise noted. Media should contact the media relations office to confirm practice times and parking arrangements. Practices are generally at 3:40 p.m. on Tuesday, Wednesday and Thursday. Mondays are off days for the players and interview opportunities are limited on Fridays as well. Requested players and coaches are usually available after practice. Due to schedule constraints player requests are generally limited to post-practice.

Postgame Policies: Once the team and coaching staff arrive in the lockerroom following the game, there will be a 10-minute cooling off period. At which time, Tom Craft will meet with members of the media at a predetermined location and the lockerroom will be opened to credentialed media.

A Fred Semifinalist

For the second consecutive year, San Diego State has a semifinalist for a national honor. J.R. Tolver is one of 10 semifinalists for the Fred Biletnikoff Award, presented annually to the nation's top receiver. Last season, San Diego State's Larry Ned was a semifinalist for the Doak Walker Award, presented to the nation's top running back. The following is a look at the 10 Biletnikoff semifinalists. More information on that list is available on page eight of this update. Prior to the Wyoming contest, J.R. Tolver was named as a first-team mid-season All-American by cnnsi.com. Tolver and Michigan State's Charles Rogers were the wideouts on the squad.

Fred Biletnikoff Award Semifinalists

Nate Burleson	Nevada
Lane Danielsen	Iowa State
Taylor Jacobs	Florida
Brandon Lloyd	Illinois
Shaun McDonald	Arizona State
Charles Rogers	Michigan State
John Standeford	Purdue
J.R. Tolver	San Diego State
Roy Williams	Texas
Rashuan Woods	Oklahoma State

Tolver Status

J.R. Tolver saw limited action and was far from his normal self in Saturday's loss at Brigham Young. Tolver, who was knocked out of the game in the first quarter (but returned to catch a TD pass in the second half) finished the game with four receptions for 30 yards. He had two catches for 16 yards on SDSU's first two possessions before leaving the game.

Stat Glance

A quick look at the national statistics finds the Aztec air headliners still high on the charts. J.R. Tolver still leads America with 138.44 receiving yards per game. He ranks second in catches per game with 9.22 per contest. Kassim Osgood is third in that category with 8.56 catches per game. Osgood is also third in receiving yards per game with 118. Quarterback Adam Hall is fifth in total offense with 323.89 yards per game. Brian Simjanovski is 10th nationally with an average of 43.33 yards per punt. Tolver is 23rd in all-purpose yards (152.38).

Team Stuff

The Aztecs enter the New Mexico contest fifth in the country in passing offense with 333.89 yards per game and 28th nationally in total offense with 406.56 yards per game.

The Aztecs And The Lobos

The Aztecs have a healthy 20-8 series lead against the Lobos, including a 10-3 record at Albuquerque. The strange series has seen the visiting team win the last six games. In fact, San Diego State has won eight straight times in Albuquerque, dating back to the 1983 season. In the last two games between the Lobos and Aztecs, neither team has reached 300 yards of total offense. New Mexico was a 20-15 winner last season and SDSU won 17-16 the last time it visited New Mexico.

2001 Rewind

The Lobos had one more big play and one less fatal mistake than the Aztecs in a 20-15 win at Qualcomm Stadium last season. A touchdown pass from Casey Kelley to Joel Baker with just 2:34 remaining in the first half gave the Lobos a 17-10 halftime lead. The SDSU defense took over from there with UNM's final points coming on a late field goal following a botched punt return by SDSU. The Aztecs appeared to be in position to

Individual NCAA and Mountain West Conference Rankings

Player	Category	Number	NCAA Rank	MWC Rank	Nat'l Leader
J.R. Tolver	Receiving Yards Per Game	138.44	1st	1st	138.44
J.R. Tolver	Receptions Per Game	9.22	2nd	1st	10.89
Kassim Osgood	Receptions Per Game	8.56	3rd	2nd	10.89
Kassim Osgood	Receiving Yards Per Game	118.00	6th	2nd	138.44
Adam Hall	Total Offense	323.89	5th	1st	375.50
Brian Simjanovski	Punting	43.33	10th	2nd	49.02
J.R. Tolver	All-Purpose Runners	138.78	23rd	1st	196.56
Adam Hall	Passing Efficiency	131.87	36th	1st	159.33
Tommy Kirovski	Field Goals Per Game	1.11	44th	3rd	2.38
Kassim Osgood	All-Purpose Runners	118.00	51st	3rd	196.56
Kirk Morrison	Interceptions Per Game	.33	64th	1st	0.78
Jermaine Moore	Kickoff Returns	20.93	70th	4th	32.00
Michael Franklin	Punt Returns	7.95	86th	7th	21.00

make a run at a late game-winning field goal try before the turnover on the return set up three Lobos points instead.

Last Time In Albuquerque

San Diego State's last visit to New Mexico (2001) resulted in one of SDSU's biggest comebacks on the road. The Aztecs trailed 16-0 at the break and had negative total offense while the Lobos had 102 yards. San Diego State got off the deck to rally for a 17-16 win, keyed by an interception return for a touchdown by Will Demps. The comeback from a 16-point deficit was the largest for San Diego State in eight years. The Aztecs finished the game with just 183 yards of total offense.

Scouting The Lobos

New Mexico may be the most exciting team in the Mountain West Conference. The Lobos have played three overtime games (1-2), including two straight entering the SDSU contest. New Mexico has a 1-1 mark against the Big 12 this season and is 3-1 at home with the lone loss coming to Texas Tech. After dropping an overtime decision to Air Force to open Mountain West play, the Lobos have picked up wins over UNLV and Utah (overtime). New Mexico runs for an average of 185.44 yards per game and ranks 36th nationally in that category.

Rocky Long and Jim House

San Diego State assistant head coach Jim House doesn't know everyone in the world, it just seems like it. He is especially close to Lobos head coach Rocky Long. The two spent several years together on the defensive staff at Wyoming and became close friends. Rocky and Debby Long are the godparents of House's son, J.D.

BYU Recap

San Diego State is coming off its worst offensive performance of the season in the 34-10 loss at BYU. The Aztecs generated a season-low 246 yards of total offense and scored a season-low 10 points. SDSU was slowed in part by the absences of J.R. Tolver, James Truvillion and Michael Franklin. As a result, the Aztecs battled the Cougars without their top two rushers and the nation's leading receiver (who missed much of the game with injury). The Cougars sacked Adam Hall five times and deflected or knocked down five passes. With Tolver sidelined, the Aztecs' Adam Gray-Hayward picked up his first career reception to go with Keith Ellison's first career interception.

Defensive Stands

The Aztec defense did its part in Provo. The Aztecs picked off three passes, recovered a fumble on the heels of an SDSU turnover and limited the Cougars to four third-down conversions on 14 tries. The defense set up the SDSU offense with possessions on the BYU 20, 44 and 25.

Picking And Grinning

Through the first five games of the season, the Aztecs managed to intercept just one pass in SDSU's 0-5 start. However, the Aztec secondary has been up to the task in conference play. In the first four games of the Mountain West season, San Diego State has intercepted eight passes, including two each by Ricky Sharpe and Kirk Morrison with both players returning one pick for a touchdown. Morrison has three interceptions on the season accompanied by 91 return yards (both are Aztec highs). True freshman safety Keith Ellison got his first career interception at Brigham Young, thwarting an early Cougar drive.

Defensive Numbers

Lost in the glitter of San Diego State's offensive numbers has been the steady improvement of the Aztec defense. Over the last two weeks, San Diego State has been credited with seven quarterback sacks and 16 pass break-ups to go with the interception total. Through the course of the season, 11 different Aztecs have recorded quarterback sacks and corner Jeff Shoate has been credited with 10 pass break-ups.

Linebacker U.

Entering the season, SDSU's known commodity on defense was the linebacking corps. So far, that theory has held. Sophomore linebacker Kirk Morrison leads SDSU in tackles and interceptions. Heath Farwell, a San Jose State transfer, has caused a fumble in three straight games and four on the season. He has seven tackles for losses.

The Secret Weapon

At the conclusion of spring drills, redshirt freshman Freddie Keiaho was a man without a position. Now, nine games into his first year of action, he seems to be a man without limitations. Keiaho began his career as an Aztec running back but he got lost on a depth chart that listed six players. He was moved to linebacker during the fall but as the depth chart in the offensive backfield started shrinking, Keiaho moved back to offense in October. However, it is on special teams that he has started to flourish:

- ▶ Keiaho has blocked two punts this season (one each at Wyoming and Brigham Young). Against UNLV, he narrowly missed another block, regained his feet and delivered the key block that sprang Kyle Conerly for an 87-yard punt return.
- ▶ At BYU, he returned kickoffs for the first time, including a 36-yarder that is the longest of the season for San Diego State, in addition to blocking a punt.

The Better Half



MWC Standings/ Results/Schedule

Team	MWC		Overall	
	W	L	W	L
(24/20) Colorado State	4	0	8	2
▶ San Diego State	3	1	3	6
New Mexico	2	1	4	5
Air Force	3	2	6	3
UNLV	2	2	4	5
Brigham Young	1	3	4	5
Wyoming	1	3	2	7
Utah	0	4	2	6

AP/USA Today ranking in parenthesis.

Thursday, October 31

Colorado State 31, at Air Force 12

Saturday, November 2

at BYU 34, San Diego State 10
at UNLV 49, Wyoming 48, 2 ot

Saturday, November 9

UNLV at Utah
Wyoming at Brigham Young
Air Force at Army
San Diego State at New Mexico

All Times Pacific

Weekly Coaches Teleconference

The Mountain West Conference football coaches will participate in a weekly media teleconference on Tuesday mornings. The calls are scheduled every Tuesday, beginning August 27 through November 26. Contact the San Diego State media relations office for the call-in and replay phone numbers.

Moderator	9:30 a.m.
Ron McBride, Utah	9:32 a.m.
Gary Crowton, Brigham Young	9:42 a.m.
Rocky Long, New Mexico	9:52 a.m.
Sonny Lubick, Colorado State	10:02 a.m.
Fisher DeBerry, Air Force	10:12 a.m.
Vic Koenning, Wyoming	10:22 a.m.
John Robinson, UNLV	10:32 a.m.
Tom Craft, SDSU	10:42 a.m.
Craig Thompson, MWC	10:52 a.m.

Mountain West Conference Football SIDs

Mountain West	Javan Hedlund
Air Force	Troy Garnhart
Brigham Young	Jeff Reynolds
Colorado State	Gary Ozzello
New Mexico	Greg Remington
UNLV	Mark Wallington
Utah	Liz Abel
Wyoming	Kevin McKinney
San Diego State	Kevin Klintworth



J.R. Tolver Game-By-Game

In the game against Wyoming, J.R. Tolver moved into first place on the SDSU career reception charts. He currently has 217 receptions. The senior is currently second in career reception yardage at SDSU. Below is a look at Tolver's career game-by-game totals.

1999 Season	Opponent	Rec.	Yards	TDs
	South Florida	1	11	0
	at Illinois	0	0	0
	at USC	0	0	0
	at Kansas	0	0	0
	Air Force	0	0	0
	New Mexico	0	0	0
	at Colorado State	0	0	0
	at Utah	0	0	0
	Brigham Young	2	19	0
	at UNLV	2	25	1
	Wyoming	4	46	1
	TOTALS	9	101	2

2000 Season	Opponent	Rec.	Yards	TDs
	Arizona State	7	77	0
	Illinois	1	19	0
	at Arizona	5	38	0
	at Oregon State	3	36	0
	at Wyoming	7	129	0
	Utah	8	87	0
	at Brigham Young	6	77	0
	Colorado State	7	146	0
	at New Mexico	6	64	0
	at Air Force	6	75	1
	UNLV	6	60	0
	TOTALS	62	808	1

2001 Season	Opponent	Rec.	Yards	TDs
	Arizona	3	39	0
	at Arizona State	2	43	0
	at Colorado State	8	84	0
	Air Force	5	127	0
	Eastern Illinois	8	137	2
	at UNLV	5	54	0
	at Ohio State	6	67	0
	Brigham Young	2	12	0
	New Mexico	6	79	0
	at Utah	11	140	0
	Wyoming	5	95	0
	TOTALS	63	878	2

2002 Season	Opponent	Rec.	Yards	TDs
	at Fresno State	10	158	1
	at Colorado	8	79	0
	Arizona State	12	296	1
	at Idaho	14	184	3
	UCLA	3	30	0
	Utah	16	185	1
	at Wyoming	7	133	0
	UNLV	9	151	2
	at Brigham Young	4	30	1
	at New Mexico			
	Colorado State			
	at Air Force			
	at Hawaii			
	TOTALS	83	1,246	9
	CAREER TOTALS	217	3,033	14

In Mountain West Conference play, the Aztecs are proving to be a second-half team. San Diego State has outscored its four Mountain West foes, Utah, Wyoming, UNLV and Brigham Young, 75-41 after intermission, including the two come-from-behind wins. That trend is a complete reversal from the non-conference portion of the schedule. Against non-Mountain West foes, SDSU was outscored 85-34 after halftime and lost double-digit leads against Arizona State (a team undefeated in Pac 10 play) and Idaho.

The Trifecta

The UNLV game marked the first time since Sept. 25, 1999, in a 41-13 win at Kansas that San Diego State had a 300-yard passer, a 100-yard receiver and a 100-yard rusher in the same game. Against the Rebels, Adam Hall passed for 319 yards, J.R. Tolver had 151 receiving yards and Frederick Collins ran for 106 yards. Against the Jayhawks, Jack Hawley passed for 343 yards, Derrick Lewis had three catches for 121 yards and Jonas Lewis rushed for 103 yards.

The Special Is Back

The BYU contest marked the third straight game in which San Diego State got a boost from its special teams. After blocking a punt and recovering it for a touchdown, blocking a field goal and blocking an extra point at Wyoming, the Aztecs opted for the return game against UNLV. Kyle Conerly, subbing for the injured Michael Franklin, returned a punt 87 yards for a score against UNLV and extended SDSU's 17-14 lead to 24-14 in the third quarter. The punt return for a touchdown was the first for San Diego State since 1998 and was the fifth longest in San Diego State history. Conerly was returning punts for the first time in his college career. At BYU, SDSU blocked another punt and got a season-long 36-yard kickoff return.

The Record Holder

Senior receiver J.R. Tolver officially became SDSU's all-time leading receiver at Wyoming when he passed Will Blackwell's career mark of 197. Tolver now has 217 career receptions. Another prestigious mark could fall soon. Dallas Cowboys receiver Darnay Scott ended his San Diego State career with 3,139 receiving yards to top the charts. Tolver has 3,033 yards heading to Albuquerque.

Single-Season Watch

J.R. Tolver's amazing season could become epic by the time the Aztecs close the campaign at Hawaii on Dec. 7th. Entering the New Mexico contest, Tolver has 83 catches to rank third in a single-season and just three behind the record of 86 shared by Will Blackwell and Dwight McDonald. He is already fifth in single-season receiving yards with 1,246. The record of 1,372 is held by Patrick Rowe.

Receiver U.

The streak lives on. San Diego State has had at least one 100-yard receiver in each game this season and in two games the Aztecs have had a pair of 100-yard receivers. The amazing wideout seasons being produced by J.R. Tolver and Kassim Osgood are detailed more fully on page seven of this update. The duo is competing for conference and national honors as they look to become the best single-season tandem in NCAA history.

A Century Times Ten

San Diego State has gotten at least 100 receiving yards from at least one receiver in every game this season. The streak of nine straight games with a 100-yard receiver is the second longest in school history. The 1990 team, quarterbacked by Dan McGwire and led by receiver Patrick Rowe, had a 100-yard receiver in 10 straight games, failing to reach the century mark in the season opener against Oregon. Nineteen times that season an Aztec receiver reached 100 yards. To date, the 2002 Aztecs have broken the century mark 11 times.

Az and Will Meets J.R. And Kassim

For the first time since the 1995 season, the Aztec offensive attack features two 1,000-yard receivers. J.R. Tolver enters the New Mexico game with 1,246 receiving yards and Kassim Osgood is now at 1,062 yards. In 1995, two future NFL Aztecs accomplished the feat. Will Blackwell had 1,207 yards and Az Hakim had 1,022 yards.

Opponent Tracker						
AP	CO		Overall	Conference	Last Week	This Week
-	-	Fresno State	4-5	2-2	idle	Tulsa
18	21	Colorado	6-3	4-1	at Oklahoma - L, 11-27	at Missouri
25	24	Arizona State	7-3	4-1	at Washington St, - L, 22-44	California
-	-	Idaho	2-7	0-2	at La.-Lafayette - L, 28-31	at North Texas
arv	arv	UCLA	6-3	3-2	at Washington - W, 34-24	at Arizona
-	-	Utah*	2-6	0-4	idle	UNLV
-	-	Wyoming*	2-7	1-3	at UNLV - L, 48-49 (2ot)	at Brigham Young
-	-	UNLV*	4-5	2-2	Wyoming - W, 49-48 (2ot)	at Utah
-	-	Brigham Young*	4-5	1-3	SDSU - W, 34-10	Wyoming
-	-	New Mexico*	4-5	2-1	idle	San Diego State
24	20	Colorado State*	8-2	4-0	at Air Force - W, 31-12	idle
-	-	Air Force*	6-3	3-2	at Colorado State - L, 12-31	at Army
-	arv	Hawaii	7-2	6-1	San Jose State - W, 40-31	idle

Hall-Marks

San Diego State's Adam Hall is still in his first year as a collegiate starter, but his numbers in 2002 defy his inexperience:

▶ Hall enters the 10th week of a 13-game schedule with 2,980 passing yards, already the 10th best single-season total in San Diego State history. He passed Todd Santos for 10th place on the single-season list at BYU.

▶ With 20 more yards through the air, Hall will become SDSU's first 3,000-yard passer since Billy Blanton in 1996.

▶ His 16 touchdown passes are also the most by an Aztec since Blanton's 29 in 1996.


▶ Hall is averaging 331.1 passing yards per game. Through 13 games, that average would culminate to a season with 4,304 passing yards. It would be a San Diego State record.

▶ Hall enters the New Mexico contest having thrown a touchdown pass in seven straight games.

Fun With A Freshman

Freshman running back Frederick Collins was slowed by an early hamstring injury, but the heavily-decorated prepster ran for 106 yards and a touchdown on 31 carries against the UNLV in his first career start. Collins became the first Aztec true freshman to run for 100 yards since Marty Graham had 138 yards on 25 carries against Oklahoma during the 1996 season. Collins' total was the best by an Aztec back this season.

Tom Craft – Head Coach



Tom Craft and Adam Hall

A San Diego State graduate, a former Aztec quarterback and a former offensive coordinator on The Mesa, Craft was introduced as San Diego State's 15th head football coach on Dec. 6, 2001.

As a player, Craft was the starting quarterback and team captain for the Aztecs in 1976 and led San Diego State to a 10-1 record while completing 69 percent of his passes. In fact, during Craft's two years on the San Diego State campus, the Aztecs posted a cumulative mark of 18-4.

The success he tasted as a player became a way of life for Craft as a coach. As a coordinator at San Diego State (1994-1996), Craft led the Aztecs to their three best offensive years in the post-Marshall Faulk era. Each of his units averaged more than 30 points per game, including an eye-popping 38.9-point average his final year as coordinator in 1996. During his last two seasons on campus, San Diego State was ranked among the nation's top 10 teams in scoring and total offense.

Under Craft's tutelage, San Diego State saw some of its greatest individual achievements. Quarterback Billie Blanton, receiver Will Blackwell and running back George Jones etched their names in the Aztec record books.

Blanton's 169.6 passing rating in 1996 is still the best ever by an Aztec and is the fourth best mark in NCAA history. Will Blackwell caught a school-record 86 passes in 1995 and ended his career as SDSU's all-time leading receiver. And if you think Craft's attack is one dimensional, keep in mind that George Jones set the Aztec single-season rushing mark of 1,842 yards in 1995, Craft's second year as offensive coordinator.

Craft's stint as offensive coordinator ended with a pair of eight-win seasons in 1995 and '96. The 1995 San Diego State team was the first in NCAA history with a 3,000-yard passer, a 1,500-yard rusher and a pair of 1,000-yard receivers.

As head coach at Palomar College, Craft's stint can only be referred to as an "era". After serving as an assistant coach at the school from 1977 to 1982, he took over head-coaching duties in 1983. By all accounts, Palomar College football was considered to be on its last legs.

After a pair of 4-6 seasons, the Comets' fortunes began to improve. By the time Craft left the San Marcos school for the Aztec coordinator's job, Palomar was coming off of a three-year stretch of 31-2 and had an offense ranked among the nation's top five for five consecutive years. The Comets had also claimed two national titles in three years.

After three years at San Diego State, Craft returned to Palomar and spent five more seasons at the school, producing another eight-win, 10-win and 11-win season and his final national championship in 1998.

Overall, Craft's stay at Palomar College included a record of 115-56-1. Five of his teams won at least 10 games and he won three national championships and three state championships. He was voted as the state coach of the year five times and was honored as the Mission Conference coach of the year nine times. His squads posted a 9-3 record in bowl games and won nine conference titles in his last 10 years as head coach. During his three-year hiatus from the school, Palomar made just one bowl appearance. Eight members of Craft's 1998 national championship team would go on to sign contracts with NFL teams.

His impact in three seasons at San Diego State was nearly as dramatic. Craft's last two seasons on the Aztec staff represent the last two eight-win seasons on The Mesa. The final two offenses that he coordinated at San Diego State both scored over 400 points. San Diego State has accomplished that feat just twice in eight years, both when Craft was on staff.

Craft is one of three members of the 1976 Aztec squad to take a new coaching job in the last two years. He joins his former teammates Herman Edwards, now the head coach of the New York Jets, and John Fox, the new head coach of the Carolina Panthers.



Chart Watch

SDSU Chart Watch

Receptions/Career

Pl.	Name, Years	No.
1.	J.R. Tolver, 1999-	217
2.	Will Blackwell, 1994-96	197
3.	Monty Gilbreath, 1986-89	187
4.	Tim Delaney, 1968-70	180
5.	Darnay Scott, 1991-93	178
6.	Patrick Rowe, 1987-88, 90-91	155
7.	Gary Garrison, 1964-65	148
8.	Az-zahir Hakim, 1994-97	147
9.	Craig Scoggins, 1965-66	129
10.	Darius Durham, 1979-82	127

Receiving Yards/Career

Pl.	Name, Years	Yards
1.	Darnay Scott, 1991-93	3,139
2.	J.R. Tolver, 1999-	3,033
3.	Will Blackwell, 1994-96	2,896
4.	Patrick Rowe, 1987-88, 90-91	2,678
5.	Az-zahir Hakim, 1994-97	2,622
6.	Tim Delaney, 1968-70	2,535
7.	Monty Gilbreath, 1986-89	2,241
8.	Gary Garrison, 1964-65	2,188
9.	Vince Warren, 1981-85	2,134
10.	Haven Moses, 1966-67	2,103
11.	Darius Durham, 1979-82	1,988

Passes Broken Up/Career

Pl.	Name, Years	PBU
1.	Eric Lewis, 1995-98	37
2.	Mario Mitchell, 1985-88	34
3.	Marlon Andrews, 1989-90	29
	Mike Fox, 1979-82	29
5.	Ricky Sharpe, 1999-	28
6.	Ricky Parker, 1993-96	26
	Gary Taylor, 1989-92	26
8.	Clarence Nunn, 1983-87	25
9.	Damon Pieri, 1990-92	22
	Clark Moses, 1987-89	22
	Tory Nixon, 1983-84	22



San Diego State at New Mexico

November 9, 2002 • University Stadium • Albuquerque, N.M.

Team Comparisons

SAN DIEGO STATE (3-6/3-1 MWC)

Date	Opponent	Result
A.29	at Fresno State	L 14-16
S.7	at (17/17) Colorado	L 14-34
S.14	Arizona State	L 28-39
S.21	at Idaho	L 38-48
S.28	UCLA	L 7-43
O.12	Utah*	W 36-17
O.19	at Wyoming*	W 24-20
O.26	UNLV* (HC)	W 31-21
N.2	at Brigham Young*	L 10-34
N.9	at New Mexico*	3 p.m.
N.16	Colorado State*	TBA
N.23	at Air Force*	TBA
D.7	at Hawai'i	TBA

All times Pacific. * - Mountain West Conference Game. HC - Homecoming

NEW MEXICO (4-5/2-1 MWC)

Date	Opponent	Result
A.24	at North Carolina State	L 14-34
A.31	Weber State	W 38-24
S.7	at Air Force*	ot-L 31-38
S.14	Baylor	W 23-0
S.21	at New Mexico State	L 13-24
S.27	Texas Tech	L 0-49
O.12	at UNLV*	W 25-16
O.19	at Utah State	ot-L 44-45
O.26	Utah*	ot-W 42-35

N.9 San Diego State*
 N.16 at Brigham Young*
 N.23 at Colorado State*
 N.30 Wyoming*
 * - Mountain West Conference Game.

Individual Leaders

RUSHING

	Att	Net	Avg	TD	YPG
Truvillion (SDSU)	87	279	3.2	1	39.9
Franklin (SDSU)	50	275	5.1	1	36.7
Collins (SDSU)	60	212	3.5	1	53.0
Moore (UNM)	125	596	4.8	6	74.5
Wright (UNM)	67	496	7.4	4	124.0

PASSING

	A-C-I	Pct	TD	YPG
Hall (SDSU)	402-243-8	60.4	16	331.1
Kelly (UNM)	204-117-4	57.4	8	144.6

RECEIVING

	Rec	Yds	Avg	TD	YPG
Tolver (SDSU)	83	1246	15.0	9	138.4
Osgood (SDSU)	77	1062	13.8	5	118.0
Manning (UNM)	26	273	10.5	1	34.1
Counter (UNM)	26	269	10.3	1	29.9

DEFENSE

	U-A-TT	TFL	Int.	FF-FR
Morrison (SDSU)	38-37-65	7	3	0-1
Sharpe (SDSU)	34-12-46	0	2	1-0
Moss (UNM)	35-42-77	5	2	0-0

Team Comparisons

	SDSU	UNM
Record	3-6	4-5
Conference	3-1	2-1
Turnover Margin	-0.89	0.56
Penalties	57-476	70-616
Average ToP	29:03	29:48
First Downs	200	151
Rushing Yards	72.7	185.4
Passing Yards	333.9	143.3
Total Yards	406.6	328.8
PPG	22.4	25.6
First Downs Allowed	190	184
Rushing Yards Allowed	132.8	131.4
Passing Yards Allowed	247.6	257.4
Total Yards Allowed	380.3	388.9
PPG Allowed	30.2	29.4

NCAA Team Rankings

	SDSU	UNM
Rushing Offense	114	36
Passing Offense	5	105
Total Offense	28	99
Scoring Offense	91	71
Rushing Defense	43	39
Pass Eff. Defense	73	91
Total Defense	71	79
Scoring Defense	85	79
Net Punting	51	8
Punt Returns	44	19
Kickoff Returns	88	55
Turnover Margin	94	39

Mountain West Team Rankings

	SDSU	UNM
Rushing Offense	8th	4th
Passing Offense	1st	7th
Total Offense	2nd	8th
Scoring Offense	8th	3rd
Rushing Defense	4th	3rd
Pass Eff. Defense	5th	7th
Total Defense	4th	6th
Scoring Defense	7th	5th
Net Punting	3rd	2nd
Punt Returns	4th	2nd
Kickoff Returns	6th	4th
Turnover Margin	8th	3rd

Series History

San Diego State leads, 20-8

	H/A	W/L	SDSU	UNM
1953	A	L	12	41
1954	H	L	7	28
1956	A	L	6	34
1976	H	W	17	14
1978	H	W	27	24
1979	A	W	35	7
1980	H	W	24	22
1981	A	W	17	15
1982	A	L	17	22
1983	A	L	14	34
1984	H	W	37	31
1985	H	W	55	20
1986	A	W	38	34
1987	H	W	53	30
1988	A	W	18	10
1989	H	W	45	28
1990	A	W	40	34
1991	H	W	38	24
1992	A	W	49	21
1993	H	W	20	17
1994	A	W	20	13
1995	H	W	38	29
1996	A	W	48	42
1997	H	L	21	36
1998	A	ot-W	36	33
1999	H	L	21	24
2000	A	W	17	16
2001	H	L	15	20




The Nation's Premier Duo

Aztec seniors J.R. Tolver and Kassim Osgood

J.R. Tolver

All-America Candidate



2002 Season

- ▶ Leads the nation with an average of 138 receiving yards per game.
- ▶ Is second in the nation in receptions with 9.22 catches per game.
- ▶ His 16 catches vs. Utah are tied for the most in a college football game this season.
- ▶ Has three of the top 18 receiving games in the country this season.
- ▶ Has caught a pass in 34 straight games.
- ▶ Is 23rd nationally with all-purpose yards per game.
- ▶ His 12-catch, 296-yard effort vs. Arizona State ranks as the 13th best receiving game in NCAA history. It is most receiving yards in a college game this season.

Streaks and Rankings

- ▶ With 217 career receptions, Tolver is SDSU's career record holder.
- ▶ He is now second all-time at San Diego State with 3,033 receiving yards
- ▶ A two-time all-Mountain West Conference performer (2000 and 2001) and the league's all-time leading receiver.
- ▶ Has already been named Mountain West player of the week twice this season and a midseason All-American by cnsi.com and College Football News.
- ▶ Has 11 career receiving games in excess of 100 yards, including five of the last eight games.
- ▶ He is sixth on the school's single-season top 10 yardage list (1,216).

NCAA Division I All-Time Records

Passes Caught By Two Players, Same Team

1. Wilkins/Noisy, Nevada (1996)	212
Twilley/Sweeney, Tulsa (1965)	212
- Tolver/Osgood, SDSU (2002)	160

Tolver and Osgood must average **13.3** receptions during the next four games to break the record. Through nine games this season the duo is averaging **17.8** receptions per game.

Receiving Yards By Two Players, Same Team

1. Insley/Brooks, Nevada (1999)	2,774
- Tolver, Osgood, SDSU (2002)	2,308

Tolver and Osgood must average **116.8** receiving yards during the next four games to break the record. Through nine games this season the duo is averaging **256.4** yards receiving per game.

Season Receptions

1. Manny Hazard, Houston (1989)	142
2. Troy Edwards, La. Tech (1998)	140
3. Trevor Insley, Nevada (1999)	134
Howard Twilley, Tulsa (1965)	134
5. Alex Van Dyke, Nevada (1995)	129

38. six tied at	91
nr J.R. Tolver, SDSU (2002)	83
nr Kassim Osgood, SDSU (2002)	77

Season Receiving Yards

1. Trevor Insley, Nevada (1999)	2,060
2. Troy Edwards, La. Tech (1998)	1,996
3. Alex Van Dyke, Nevada (1995)	1,854
4. Howard Twilley, Tulsa (1965)	1,779
5. Josh Reed, LSU (2001)	1,740
6. Ashley Lelie, Hawaii (2001)	1,713
7. Troy Edwards, La. Tech (1997)	1,707
8. Manny Hazard, Houston (1989)	1,689
9. Marcus Harris, Wyoming (1996)	1,650
10. Randy Moss, Marshall (1997)	1,647


25. Jason Phillips, Houston (1988)	1,444
nr J.R. Tolver, SDSU (2002)	1,246
nr Kassim Osgood, SDSU (2002)	1,062

Tolver needs 198 receiving yards (**49.5** over the next four games) to join the NCAA Division IA top 25 single-season club. He must average **203.8** receiving yards per game to break the NCAA record. He is currently averaging **138.4** receiving yards per game. At his current rate, Tolver would end the season with **1,798** receiving yards, which would finish fourth all-time.

Osgood needs 382 receiving yards (**95.5** over the next five games) to join the NCAA Division IA top 25 single-season club. He is currently averaging **118.0** receiving yards per game. At his current rate, Osgood would end the season with **1,534** receiving yards, good for **16th** all-time (not counting Tolver's '02 season).

Kassim Osgood

All-America Candidate



2002 Season

- ▶ Is third nationally in both catches per game (8.56) and receiving yards per game (118).
- ▶ His 70-yard TD catch at Idaho is the longest by an Aztec this season.
- ▶ Caught a 61-yard touchdown pass against Wyoming for SDSU's lone offensive touchdown of the game.
- ▶ Recorded 14 catches for 178 yards against 17th-ranked Colorado.
- ▶ The 14 catches at CU rank as the third most in a college football game this season.
- ▶ His current pace would land him among the best seasons in NCAA history by a receiver.
- ▶ Was a I-AA All-American at Cal Poly.
- ▶ Has three of the NCAA top 26 receiving games this season.
- ▶ Caught touchdown passes in five straight games prior to UNLV.
- ▶ Is a nominee for the Verizon Academic All-America team and a National Scholar-Athlete nominee.
- ▶ Caught 12 passes for 138 yards in the loss at BYU.
- ▶ He has had at least 138 receiving yards in five games this season.

THE NATION'S LEADING RECEIVER

ONE OF 10 SEMIFINALISTS FOR '02 BILETNIKOFF AWARD

J.R. Tolver

San Diego State

Wide Receiver

6-2 • 205

Senior • 3 Letters

San Diego

Mira Mesa High

Comparing The Candidates

Below is a look at the national rankings for the 10 semifinalists for the 2002 Biletnikoff Award.

	CPG	YPG	TD	Sch	Total
Taylor Jacobs, Florida	15	17	5	9	41
► J.R. Tolver, SDSU	2	1	2	52	57
Rashaun Woods, Oklahoma State	4	5	7	42	58
Shaun McDonald, Arizona State	12	9	1	41	63
Charles Rogers, Michigan State	27	4	2	44	77
John Standeford, Purdue	32	15	2	34	79
Nate Burleson, Nevada	1	2	5	73	81
Brandon Lloyd, Illinois	21	16	7	50	94
Lane Danielsen, Iowa State	61	26	10	18	105
Roy Williams, Texas	52	53	9	8	113

CPG - National ranking in catches per game. YPG - National ranking receiving yards per game. Sch - Schedule strength by Sagarin Ratings. Total - The three categories combined. TD - Touchdown rankings of the top 10 semifinalists.

2002 Season

- Leads the nation with an average of 138 receiving yards per game.
- Is second in the nation in receptions with 9.22 catches per game.
- His 16 catches vs. Utah are tied for the most in a college football game this season.
- Has three of the top 18 receiving games in the country this season.
- Has caught a pass in 34 straight games.
- Is 23rd nationally with all-purpose yards per game.
- His 12-catch, 296-yard effort vs. Arizona State ranks as the 13th best receiving game in NCAA history. It is most receiving yards in a college game this season.

Streaks and Rankings


- With 217 career receptions, Tolver is SDSU's career record holder.
- He is now second all-time at San Diego State with 3,033 receiving yards
- A two-time all-Mountain West Conference performer (2000 and 2001) and the league's all-time leading receiver.
- Has already been named Mountain West player of the week twice this season and a midseason All-American by *cnsi.com* and *College Football News*.
- Has 11 career receiving games in excess of 100 yards, including five of the last eight games.
- He is sixth on the school's single-season top 10 yardage list (1,216).



San Diego State National Award Nominees

Johnathan Ingram

*The Rimington Trophy Award Watch List
All-America Candidate*



2002 Season


- ▶ San Diego State offensive lineman of the week in the opener against Fresno State, at Idaho and at Wyoming.
- ▶ Graded out at 88 percent against Fresno State and at 85 percent at Colorado against a formidable defensive front.
- ▶ Started his 18th consecutive game at center against Wyoming.
- ▶ Helped lead San Diego State to touchdown drives of 96 and 81 yards against Fresno State and on another 80-yard march in Boulder and a 98-yard drive vs. UNLV.
- ▶ Helped key San Diego State's 574-yard offensive output against Arizona State and the 585-yard effort at Idaho.
- ▶ Returned to the game twice after being injured against UCLA after his backup was injured.

Career Highlights

- ▶ Earned honorable mention Mountain West Conference honors at the center position in 2001
- ▶ This season marks his third season as a starter for the Aztecs
- ▶ Considered by the Aztec coaching staff as SDSU's top run blocker
- ▶ Made starts at both the center and guard positions during his tenure

Brian Simnjanovski

*The Ray Guy Award Watch List
All-America Candidate*



2002 Season


- ▶ Is 10th nationally in punting with an average of 43.33 yards per boot.
- ▶ Two of his kicks traveled 57 yards or more and three of six kicks yielded no return in the Fresno State game.
- ▶ His only pouch kick against the Bulldogs was downed at the Fresno State 10-yard line
- ▶ Holds on field goals and extra points
- ▶ Averaged 45.2 yards on four punts at Colorado, including a 54-yarder that was downed at the CU one and later set up an Aztec touchdown.
- ▶ Busted a 61-yard punt at Idaho.
- ▶ Five of his punts have pinned the opposition inside its' 20 yard-line.
- ▶ Booted a 56-yard punt against Utah with no return and his lone punt at Wyoming was a 46-yarder with a negative two-yard return.
- ▶ Is second in the conference in punting, despite being the only punter at sea level.

Honors

- ▶ Two-time all-Mountain West Conference performer.
- ▶ A Verizon Academic All-American in 2001, he is on the Ray Guy Award Watch List for the second consecutive season.
- ▶ Led the Mountain West Conference and was 14th nationally in punting in 2001.
- ▶ His 43.6 per kick average last season ranks third in school history.
- ▶ 2001 San Diego State special teams player of the year.

Adam Hall

Record-Setting Quarterback



2002 Season

- ▶ Is currently third in the country with an average of 339.63 yards of total offense per game.
- ▶ Is currently fifth in the country in passing with 344.0 yards per game.
- ▶ Threw five touchdowns at Idaho, matching the five San Diego State tossed in all of the 2002 season.
- ▶ Has recorded two of the top seven passing days in San Diego State history and has established the best two-game total ever.
- ▶ Has two of the top three passing yardage totals in the nation this season.
- ▶ Has passed for 2,752 yards and is on track to become the first 3,000-yard passer at State since Billy Blanton in 1996.
- ▶ Has thrown a TD pass in six straight games.

▶ SDSU Single-Season Passing Yards

1. Todd Santos, 1987	3,932
2. Dan McGwire, 1990	3,883
3. Dan McGwire, 1989	3,651
4. Matt Kofler, 1981	3,337
5. Billy Blanton, 1995	3,300
6. Billy Blanton, 1996	3,221
7. Dennis Shaw, 1969	3,185
8. Tim Gutierrez, 1993	3,033
9. Jesse Freitas, 1973	2,993
10. Adam Hall, 2002	2,980

San Diego State 14

Fresno State 16

August 29, 2002 • Bulldog Stadium • Fresno, Calif.
Attendance: 39,111 • ESPN2

FRESNO, Calif. - Tom Craft's first game as head coach at San Diego State was an eye-opener and a heartbreaker.

The Aztecs opened slowly, fell behind by nine points midway through the fourth quarter and then rallied to put themselves in position to win the game on the final play, only to have a chip-shot field goal blocked.

San Diego State fell behind the home-standing and heavily-favored Fresno State Bulldogs 10-0 at halftime and if not for heroic efforts by the Aztec defense, things could have been worse. San Diego State had just 19 yards of total offense at the half and ran just 21 plays. But San Diego State's defense kept things close and gave the "no-huddle" its chance.

The Aztecs responded as quarterback Adam Hall passed for 219 yards in the second half and J.R. Tolver stamped himself as an All-America candidate at receiver. In the end, it was just yards short.

San Diego State drove 54 yards on its first possession of the second half only to miss a field goal. But beginning with the third possession after intermission, things got interesting.

Hall found Tolver for 45 yards and James Truvillion capped off a stunning 96-yard touchdown drive for the Aztecs' first score of the year. San Diego State then turned the ball over on two straight possessions, but the defense limited Fresno State to just a field goal during that stretch. The Bulldog lead stood at 16-7 with 8:26 remaining in the game.

San Diego State then got busy again. The Aztecs drove 81 yards for their second score and again it was Adam Hall to Tolver, this time for a 31-yard scoring strike.

The Aztec defense, which came up with three quarterback sacks, eight tackles behind the line of scrimmage, five pass deflections and a turnover, gave the Aztecs another chance. Trying to protect their lead, the Bulldogs moved the ball just 16 yards before being forced to punt.

The Aztecs took over on their own 35 and moved to the Fresno State 14 before the blocked field goal ended the game.

GAME STATISTICS

SDSU	0	0	7	7	-	14
Fresno State	0	10	0	6	-	16

FSU - Asparuhov 43-yard field goal
13:25 2nd, 12 plays, 42 yards, 4:47

FSU - Gilbert 4 pass from Pinegar (Asparuhov kick)
3:12 2nd, 14 plays, 61 yards, 8:16

SDSU - Truvillion 1 run (Kirovski kick)
:11 3rd, 8 plays, 96 yards, 2:18

FSU - Asparuhov 40-yard field goal
11:26 4th, 8 plays, 31 yards, 2:47

FSU - Asparuhov 31-yard field goal
8:26 4th, 4 plays, 3 yards, 1:32

SDSU - Tolver 31 pass from Hall (Kirovski kick) 6:30 4th, 7 plays, 81 yards, 1:56

	SDSU	FSU
First Downs	19	18
Rushes-Yards	24-38	38-66
Passing Yards	240	196
Passes (C-A-I)	25-37-1	21-35-0
Total Offense	278	262
Fumbles-Lost	1-1	4-1
Penalties-Yards	5-39	7-74
TOP	25:05	34:55

Rushing (SDSU): Truvillion 15-68-1, Tolver 1-3, Simmons 2-1, Hall 5-(-14). **(FSU):** Davis 16-80, Rivera 12-21, Jennings 3-(-2), Pinegar 7-(-33)

Passing (SDSU): Hall 25-37-1, 240-0. **(FSU):** Pinegar 21-35-0, 196-1.

Receiving (SDSU): Tolver 10-158-1, Osgood 9-58, Davenport 3-12, Thompson 1-11, Penman 1-1, Truvillion 1-0. **(FSU):** Jennings 6-62, Greco 4-29, Davis 3-30, Gilbert 3-26, Rivera 3-20, Wood 1-28, Spach 1-1.

San Diego State 14

17/17 Colorado 34

September 7, 2002 • Folsom Field • Boulder, Colo.
Attendance: 44,126 • FoxSports Network

BOULDER, Colo. - The score may have followed prognostications but San Diego State more than held its own for more than three quarters against 17th-ranked Colorado. In the end, the Buffaloes made fewer mistakes and held off three Aztec scoring drives in the 34-14 win.

Colorado struck early, scoring 14 points on its first two possessions. But the youthful Aztecs recovered quickly. On its second possession, San Diego State marched 80 yards for a score, converting four third-downs into new sets. Overall the scoring march covered 80 yards and was capped by Garric Simmons' four-yard run.

After Colorado struck for a 75-yard score on its second possession, the Aztecs once again retaliated with a 45-yard march following a Colorado punt. Redshirt freshman Michael Franklin broke free on a 31-yard touchdown run to even the game at 14.

It looked like the teams would enter the locker room even, but a fumble on a punt return was picked up by the Buffaloes and toted in for the score and a 21-14 lead at the break.

Colorado scored again in the third quarter on a two-play drive that was set up by a Jeremy Bloom's 31-yard punt return.

San Diego State threatened early and often in the second half with three drives stalling inside the CU 35. The Aztecs also came up wide right on a pair of field-goal tries. Overall, five of SDSU's six second-half possessions ended inside the Colorado 40.

Colorado capped the scoring and clinched the win with a 38-yard touchdown run.

Adam Hall officially stamped himself as a threat at quarterback as he passed for 359 yards with 14 of those connections going to Kassim Osgood.

The two teams ended the game with 401 yards of total offense each.

GAME STATISTICS

SDSU	7	7	0	0	-	14
CU	14	7	7	6	-	34

CU - Williams 24 pass from Ochs (Brougham kick), 10:46-1st (9 plays, 77 yards, 2:48)

SDSU - Simmons 4 run (Kirovski kick), 3:34-1st (15 plays, 80, 7:08)

CU - McCoy 75 pass from Ochs (Brougham kick), 1:55-1st (3 plays, 80 yards, 1:33)

SDSU - Franklin 31 run (Kirovski kick), 12:47-2nd (2 plays, 45 yards, 0:20)

CU - Dawn 8 fumble return (Brougham kick), 7:43-2nd

CU - Brown 1 run (Brougham kick), 3:34-3rd (2 plays, 44 yards, 0:14)

CU - Brown 38 run (kick failed), 0:51-4th (7 plays, 60 yards, 3:58)

	SDSU	FSU
First Downs	24	20
Rushes-Yards	23-42	46-255
Passing Yards	359	136
Passes (C-A-I)	39-59-0	9-22-1
Total Offense	401	401
Fumbles-Lost	2-2	1-0
Penalties-Yards	3-15	7-59
TOP	31:20	28:40

Rushing (SDSU): Franklin 10-41-1, Simmons 4-15-1, Truvillion 5-10, Hall 4-(-24); **CU:** Brown 29-185-2, Purify 9-72, Hodge 2-14, Calhoun 2-(-3), Ochs 4-(-3).

Passing (SDSU): Hall 39-59-0, 359; **CU:** Ochs 7-15-1, 128, Hodge 2-7-0, 8

Receiving (SDSU): Osgood 14-178, Davenport 9-60, Tolver 8-79, Ortiz 3-19, Thompson 2-22, Franklin 2-(-2), Truvillion 1-3; **CU:** Purify 3-20, McCoy 2-81-1, Drumm 2-4, Williams 1-22-1, Donahoe 1-9.

Arizona State 39

San Diego State 28

Sept. 14, 2002 • Qualcomm Stadium • San Diego
Attendance: 29,041 • Arizona-TV

SAN DIEGO - In this case, the numbers lie - a lot.

San Diego State rolled up 574 yards of total offense, including 320 passing yards, by HALFTIME, but still fell to the Arizona State Sun Devils, 39-28, in the home opener at Qualcomm Stadium.

GAME STATISTICS

Arizona State	0	14	18	7	-	39
SDSU	6	16	3	3	-	28

- SDSU - Davenport 5 pass from Hall (kick failed) 6:07- 1st, 10 plays, 91 yards, 3:27
- SDSU - Osgood 6 pass from Hall (kick failed) 10:01- 2nd, 6 plays, 76 yards, 1:05
- SDSU - Tolver 17 pass from Hall (Kirovski kick) 6:28-2nd, 4 plays, 56 yards, 1:52
- SDSU - Kirovski 27 field goal 5:25-2nd, 4 plays, 2 yards, 0:43
- ASU - McDonald 72 pass from Walter (Barth kick) 5:06-2nd, 1 play, 72 yards, :19
- ASU - McDonald 33 pass from Walter (Bark kick) 4:39-2nd, 1 play, 33 yards, :09
- ASU - Barth 27 field goal 11:26 3rd, 9 plays, 71 yards, 3:34
- ASU - Miller recovered block punt in end zone (Karney 2-pt pass) 3:49-3rd
- SDSU - Kirovski 29 field goal 1:55-3rd, 9 plays, 68 yards, 1:54
- ASU - McDonald 29 pass from Walter (Barth kick) 0:32-3rd, 3 plays, 68 yards, 1:23
- SDSU - Kirovski 41 field goal 12:04-4th, 9 plays, 60 yards, 3:28
- ASU - McDonald 16 pass from Walter (Barth kick) 8:45-4th, 3 plays, 18 yards, :55

	ASU	SDSU
First Downs	13	25
Rushes-Yards	30-107	34-58
Passing Yards	258	516
Passes (C-A-I)	14-32-0	32-61-1
Total Offense	365	574
Fumbles-Lost	3-2	5-4
Penalties-Yards	9-67	5-40
TOP	26:24	33:36

Rushing (SDSU): Truvillion 24-73, Franklin 2-9, Tolver 1(-5), Hall 7(-19); **(ASU):** Canidate 15-85, Christensen 3-8, Karney 2-5, Hill 4-4, McDonald 1-4, Williams 4-3, Walter 1(-2)

Passing (SDSU): Hall 32-60-1, 516 3 TD, Tolver 0-1-0; **(ASU):** Walter 10-19-0, 241 4 TD; Christensen 3-11-0, 17; Cooper 1-1, 0; Hill 0-1-0

Receiving (SDSU): Tolver 12-296-1, Osgood 10-158-1, Truvillion 5-22, Davenport 4-18, Fletcher 1-22; **(ASU):** McDonald 8-175-4, Karney 2-21, Miller 1-44, Hagan 1-8, Hill 1-7, Fulton 1-3

The Aztecs got a game for the record books from receiver J.R. Tolver and quarterback Adam Hall. Tolver caught 12 passes for 296 yards and a touchdown in the 13th best receiving game in NCAA history. Hall passed for 516 yards and three touchdowns in the loss. It was the sixth best day in Aztec history. However, the records were not enough.

San Diego State dominated the early going and led the game 22-0 in the second quarter. The scoring came courtesy of three Adam Hall touchdown passes, one each to Tolver, Kassim Osgood and Ronnie Davenport. But Arizona State responded.

Trailing 22-0, ASU inserted Andrew Walter at quarterback. His first two passes were touchdown strikes to Shaun McDonald, covering 72 and 33 yards and the game was on.

San Diego State still led 22-14 at halftime. But in the second half, a handful of plays decided the outcome. Arizona State blocked a punt and recovered it for a touchdown and when San Diego State fumbled another punt, ASU took advantage with a brief 18-yard touchdown drive.

The Aztecs ended the game with three straight turnovers after the game had been tied at 25 on a 41-yard field goal by Tommy Kirovski.

For the game, SDSU had five turnovers to go with the blocked punt. SDSU won the total offense battle 574-365 and had a seven-minute advantage in time of possession. San Diego State ran 95 plays to Arizona State's 62.

San Diego State 38

Idaho 48

Sept. 21, 2002 • Kibbie Dome • Moscow, Idaho
Attendance: 14,887

GAME STATISTICS

SDSU	10	14	7	7	-	38
Idaho	10	7	14	17	-	48

- IU - Jelmberg 18 pass from Lindgren (Stamps kick) 9:33-1st, 6 plays, 87 yards, 2:47
- SDSU - Kirovski 23-yard FG 6:26-1st, 9 plays, 60 yards, 3:07
- SDSU - Tolver 12 pass from Hall (Kirovski kick) 3:36-1st, 6 plays, 75 yards, 1:47
- IU - Stamps 40-yard field goal :55-1st, 8 plays, 14 yards, 2:41
- SDSU - Tolver 1-yard pass from Hall (Kirovski kick) 10:34-2nd, 11 plays, 80 yards, 5:21
- SDSU - Tolver 49-yard pass from Hall (Kirovski) 4:47-2nd, 1 play, 49 yards, :09
- IU - Winston 8 pass from Lindgren (Stamps kick) :01-2nd, 8 plays, 65 yards, 1:18
- IU - Jelmberg 18 pass from Lindgren (Stamps kick) 7:15-3rd, 9 plays, 80 yards, 3:39
- IU - Gerstner 25 pass from Lindgren (Stamps kick) 4:58-3rd, 4 plays, 38 yards, 1:16
- SDSU - Osgood 70 pass from Hall (Kirovski kick) 3:07-2nd, 4 plays, 83 yards, 1:51
- IU - Lewis 12 pass from Lindgren (Stamps kick) 14:47-4th, 10 plays, 81 yards, 3:20
- SDSU - Ortiz 25 pass from Hall (Kirovski) 12:48-4th, 6 plays, 80 yards, 1:59
- IU - Stamps 35-yard field goal 8:25-4th, 12 plays, 52 yards, 4:23
- IU - Jelmberg 26 pass from Lindgren (Stamps kick) 4:48-4th, 8 plays, 66 yards, 3:05

	SDSU	IU
First Down	26	34
Rushes-Yards	22-79	44-149
Passing Yards	506	382
Passes (C-A-I)	29-49-0	29-46-0
Total Offense	585	531
Fumbles-Lost	1-1	2-1
Penalties-Yards	7-82	4-32
TOP	24:36	35:24

Rushing (SDSU): Franklin 9-57, Truvillion 10-32, Hall 3(-10); **(IU):** Shaw 16-80, Lewis 18-62, O'Connell 1-5, Thompson 3-3, Lindgren 5-0

Passing (SDSU): Hall 49-29-0, 5, 506; **(IU):** Lindgren 46-29-0, 6 382

Receiving (SDSU): Tolver 14-184-3, Osgood 6-178-1, Davenport 3-19, Ortiz 2-36-1, Truvillion 2-28, Thompson 1-50, Franklin 1-11; **(IU):** Jelmberg 5-97-3, Winston 5-78-1, Belser 4-59, O'Connell 4-34, Stowe 4-33, McCoy 2-18, Gerstner 1-15, Nead 1-12, Lewis 1-12-1, Sipola 1-10, Shaw 1-4

MOSCOW, Idaho - When you play inside a 16,000-seat facility with goal posts mounted on the wall, you might expect points. And you would be right.

For the second straight game San Diego State wasted a 500-yard passing effort by Adam Hall, a sterling receiving effort by J.R. Tolver and a multiple-touchdown lead. Idaho erased a 24-10 Aztec advantage by scoring on six straight possessions to upset San Diego State, 48-38.

Hall tossed five touchdown passes, including three to Tolver and a 70-yard strike to Kassim Osgood, but Idaho proved up to the task in the noise-laded Kibbie Dome.

When Idaho scored a touchdown with one second remaining in the second quarter, the Aztecs headed to the locker room with a 24-17 lead. The second half, however, was all Idaho. The Vandals ripped up the Aztec defense for 31 points after intermission, including 17 in the decisive fourth quarter. Although the Vandals were out-gained by the Aztecs, Idaho became the first team since Air Force in 2000 to go over 500 yards in total offense against SDSU.

San Diego State was flagged for a season-high seven penalties, but committed just one turnover. San Diego State had the ball for just 11 minutes in the second half when the game titled toward the Vandals.

Tolver ended the game with 14 catches, tying him with teammate Kassim Osgood for the second most catches in the country this season. He also caught three touchdowns after entering the game with just seven career touchdown receptions. A fourth touchdown reception was thwarted by a Vandal pass interference late in the game.

UCLA

43

San Diego State

7

September 28, 2002 • Qualcomm Stadium • San Diego
Attendance: 33,610 • ESPN2

SAN DIEGO - It may be that the UCLA Bruins are just that much better than the San Diego State Aztecs. However, SDSU made things so easy for the visitors that a true measuring stick is hard to gauge.

The Bruins took advantage of early San Diego State miscues to post the first 23 points of the football game while generating a total of 58 yards of offense. It was the deciding stretch in a game that saw UCLA remain unbeaten against the Aztecs with a sound 43-7 win.

While the Aztec defense appeared to bounce back from a bewildering performance at Idaho, San Diego State's offense found the going tough against the talented Bruins.

UCLA struck first when an Adam Hall pass ricocheted off of tight end Tyson Thompson and into the arms of UCLA's Marcus Reese, setting up a brief seven-yard touchdown drive by UCLA.

GAME STATISTICS

UCLA	7	26	3	7	-	43
SDSU	0	7	0	0	-	7

- UCLA - White 4 run (Griffith kick)
- 4:46 1st, 2 plays, 7 yards, :45
- UCLA - Jibril recovered blocked punt in end zone (Griffith kick)
- 14:55-2nd
- UCLA - Bragg 37 pass from Paus (Griffith kick)
- 10:41-2nd, 7 plays, 51 yards, 4:14
- UCLA - Safety (SDSU snap over punter's head)
- 9:41-2nd,
- SDSU - Osgood 10 pass from Hall (Kirovski kick)
- 5:31-2nd, 7 plays, 80 yards, 2:26
- UCLA - Seidman 64 pass from Paus (Griffith kick)
- 5:06-2nd, 1 play 79 yards :25 (includes pass interference)
- UCLA - Griffith 33 FG
- :48-2nd, 6 plays, 15 yards, 2:17
- UCLA - Griffith 46 FG
- 3:15-3rd, 5 plays, 21 yards, 1:40
- UCLA - Ebell 2 run (Griffith kick)
- 15 plays, 71 yards, 7:28

	UCLA	SDSU
First Downs	17	17
Rushes-Yards	51-153	30-63
Passing Yards	238	208
Passes (C-A-I)	14-24-0	18-40-2
Total Offense	391	271
Fumbles-Lost	3-0	3-3
Penalties-Yards	5-50	4-38
TOP	38:11	21:49

Rushing (SDSU): Franklin 12-69, Collins 11-47, Simmons 1-8, Sheriff 1(-7), Hall 4(-29); **(UCLA):** White 14-76-1, Ebell 9-44-1, Harrison 7-25, Mathis 8-22, Harris 5-7, Groves 1-6, Perry 1-5, Olson 1(-7), Paus 5(-25).

Passing (SDSU): Hall 16-34-2, 183-1, Sheriff 2-6-0, 25; **(UCLA):** Paus 12-21-0, 216-2, Olson 2-3-0, 22

Receiving (SDSU): Osgood 10-145-1, Tolver 3-30, Davenport 3-30, Ortiz 1-4, Franklin 1(-1); **(UCLA):** Seidman 6-134-1, Bragg 4-60-1, Berry 2-25, Taylor 1-16, Lewis 1-3

The second seven came when the Bruins blocked a Brian Simnjanovski punt and recovered it in the end zone for a score. The big plays continued for UCLA when Craig Bragg got behind the Aztec defense on a third-and-28 for a stunning 37-yard touchdown. The onslaught was complete when a snap sailed over Simnjanovski's head on a punt, resulting in two more UCLA points.

San Diego State's lone touchdown completed an 80-yard drive when Hall found Kassim Osgood 10 yards out to pull SDSU to 23-7.

Any hopes for an Aztec comeback, however, were squelched when Bruin quarterback Cory Paus found tight end Mike Seidman for a 79-yard score.

Osgood topped SDSU's offensive performance with a 10-catch, 145-yard effort. The game also featured the debut of true freshman running back Frederick Collins, who ran for 47 yards on 11 carries.

The loss to UCLA left the Aztecs 0-5 for the first time ever.

Utah

17

San Diego State

36

October 12, 2002 • Qualcomm Stadium • San Diego
Attendance: 20,410 • KJZZ/GamePlan

SAN DIEGO - A month of frustration came to an end on Saturday night as the Aztecs ran past Utah, 36-17, in the Mountain West opener for San Diego State.

Receiver J.R. Tolver continued to write chapters in his dream season with 16 catches for 185 yards and a touchdown. The total was the second best in school history, a Mountain West record and tied him with Will Blackwell for the all-time school record with 197.

Tolver ended the game with 16 catches for 185 yards and his 16-yard TD catch in the third quarter put SDSU in control, 20-10.

The Aztecs came from behind to pick up the first victory of the season. After spotting Utah a 3-0 and 10-3 lead, SDSU came to life in the second period. The Aztecs got a 36-yard touchdown pass from Adam Hall to Kassim Osgood for a score and then put together a 56-yard march that

culminated with a Tommy Kirovski field goal on the final play before intermission. SDSU led at the break, 13-10.

The second half belonged to the Aztecs. San Diego State scored 17 points on three straight possessions and the Aztec defense made its own statement. SDSU picked off four passes and forced a fumble. Ricky Sharpe had two picks in the second half and returned the last one for 29-yard touchdown.

The Utes ended the game with just 308 yards of total offense, including 156 yards after San Diego State extended its lead in the fourth quarter to 31-10.

As a team, SDSU had its best rushing day of the season 116 yards, including 67 by Michael Franklin.

Tommy Kirovski booted three field goals as SDSU won its conference opener for the third time in four years of Mountain West play. The win was the first for SDSU under Tom Craft and ended a three-game losing streak against Utah.

GAME STATISTICS

Utah	3	7	0	7	-	17
SDSU	3	10	7	16	-	36

- Utah - Borreson 33 FG 12:24-1st, 10 plays, 64 yards, 2:36
- SDSU -Kirovski 37 FG 2:06-1st, 15 plays, 66 yards, 5:39
- Utah - Jackson 7 pass from Elliott (Borreson) 9:54-2nd, 15 plays, 76 yards, 7:12
- SDSU -Osgood 36 pass from Hall (Kirovski) 5:11-2nd, 9 plays, 67 yards, 2:18
- SDSU -Kirovski 30 FG 0:00-2nd, 6 plays, 56 yards, :35
- SDSU -Tolver 16 pass from Hall (Kirovski) 10 plays, 80 yards, 4:43
- SDSU -Ordione 1 run (Kirovski) 13:15-4th, 8 plays, 69 yards, 3:41
- SDSU -Kirovski 32 FG 11:19-4th, 4 plays, -3 yards, 1:38
- SDSU -Sharpe 29 interception return (kick blocked) 4:31-4th
- Utah - Jackson 21 pass from Elliott (Borreson) 2:38-4th, 10 plays, 72 yards, 1:53

	SDSU	Utah
First Downs	23	26
Rushes-Yards	39-116	28-32
Passing Yards	294	276
Passes (C-A-I)	26-39-1	30-53-4
Total Offense	410	308
Fumbles-Lost	1-0	2-1
Penalties-Yards	10-97	2-20
TOP	30:25	29:35

Rushing (SDSU): Franklin 12-67, Truvillion 19-41, Hall 6-7, Ordione 2-1 (td); **(Utah):** Warfield 19-44, Peroulis 3-4, Elliott 4(-5), Smith 2(-11)

Passing (SDSU): Hall 26-39-1, 294-2; **(Utah):** Elliott 28-50-3, 272-2, Smith 2-3-1, 4

Receiving (SDSU): Tolver 16-185-1, Osgood 8-94-1, Penman 2-15; **(Utah):** Parison 13-110-1, Moa 3-43, Jackson 3-34-1, Lyman 2-19, McNutt 2-18, Latendresse 2-16, Miles 2-15, Walterscheid 1-15, Benton 1-7, Austin 1(-1)

San Diego State 24

Wyoming 20

Oct. 19, 2002 • War Memorial Stadium • Laramie, Wyo.
Attendance: 13,757

LARAMIE - At an elevation of over 7,000 feet a lot of things can happen. And luckily for San Diego State, a lot of things did.

San Diego State got another 300-yard passing effort Adam Hall and another 100-yard receiving effort from J.R. Tolver and another long touch-down reception by Kassim Osgood. It took all of that and more to escape with a 24-20 win over Wyoming.

The victory improved San Diego State to 2-0 in Mountain West Conference play and 2-5 on the season heading into a Homecoming battle with UNLV.

The Aztecs trailed 7-3 at halftime after a rather indifferent first half with the only SDSU points coming on Tommy Kirovski's career-best 48-yard field goal. Things got more interesting after the break. San Diego State's Freddie Keiaho and Jacob Elimimian teamed up to block a punt on Wyoming first's possession with Shane Johnson recovering for a touchdown.

The Cowboys, however, would dominate the time of possession battle in the second half. Wyoming marched down the field to take a 13-10 lead on an 11-play drive. San Diego State's Anthony Foli blocked the extra point and Aztec Jeff Shoate would block a field goal in the game to go with the blocked punt.

Trailing 13-10 after the Cowboys' 80-yard march, the Aztecs struck quickly with a four-play, 72-yard drive. The big strike came on a Hall-to-Osgood 61-yard touchdown play that began with a deflected pass.

After Wyoming regained the lead again, this time on a 20-play, 80-yard march early in the fourth quarter the Aztecs looked to be on the ropes. But linebacker Heath Farwell nailed UW quarterback Casey Bramlet as attempted a pass and another Aztec linebacker, Kirk Morrison, intercepted the pass and returned it 34 yards for the game's final points.

Wyoming would have the ball just once more and be limited to three plays and out. San Diego State then took over with 11:22 remaining in the game and holding a 24-20 lead. The Aztecs then put together drive for the ages, using all 11:22 to cover 54 yards on 20 plays. SDSU faced eight third and fourth-down situations to keep the ball away from the dangerous Cowboys.

San Diego State improved to 2-0 in league play for the first time since 1998 in winning its fourth straight over the Cowboys.

GAME STATISTICS

SDSU	3	0	14	7	-	24
Wyoming	0	7	6	7	-	20

SDSU	-	Kirovski 48 FG 6:57-1st, 6 plays, 49 yards, 3:20
WYO	-	Armah 25 pass from Bramlet (Parker) 5:24-2nd, 11 plays, 80 yards, 3:34
SDSU	-	Johnson recovered blocked punt in end zone (Kirovski) 14:03-3rd
WYO	-	Armah 16 pass from Bramlet (kick blocked) 10:34-3rd, 11 plays, 80 yards, 3:29
SDSU	-	Osgood 61 pass from Hall (Kirovski) 7:59-3rd, 4 plays, 72 yards, 2:35
WYO	-	Vines 9 pass from Bramlet (Parker) 14:42-4th, 20 plays, 80 yards, 8:17
SDSU	-	Morrison 34 interception return (Kirovski)

	SDSU	Wyo.
First Downs	21	25
Rushes-Yards	28-84	36-131
Passing Yards	335	257
Passes (C-A-I)	22-33-1	33-51-1
Total Offense	61-419	87-388
Fumbles-Lost	1-1	0-0
Penalties-Yards	9-75	3-26
TOP	27:00	33:00

Rushing (SDSU): Truvillion 12-40, Hall 8-20, Franklin 5-14, Collins 3-10; **(Wyo):** Armah 12-59, Bramlet 10-47, Bradshaw 8-17, Jones 6-8

Passing (SDSU): Hall 22-33-1, 335 yards 1 TD; **(Wyo):** Bramlet 33-51-1, 257, 3 TD

Receiving (SDSU): Franklin 8-75, Tolver 7-133, Osgood 3-73-1, Gorman 1-23, Ortiz 1-15, Truvillion 1-10, Davenport 1-6; **(Wyo):** Bouknight 9-57, Vines 4-29-1, Sorensen 4-26, McGuffey 4-25, Ralph 4-22, Armah 2-41-2, Pleasant 2-23, Floyd 2-13, Jones 1-14, Bradshaw 1-7

UNLV 21

San Diego State 31

Oct. 26, 2002 • Qualcomm Stadium • San Diego
Attendance: 21,541

SAN DIEGO - A soggy morning turned into a happy ending for Aztec fans and alumni gathered for Homecoming.

San Diego State got a 106-yard rushing effort from true-freshman running back Frederick Collins, a 319-yard passing effort from Adam Hall and a 151-yard receiving effort from J.R. Tolver on its way to a 31-21 Mountain West win over UNLV.

The victory improved the Aztecs to 3-5 overall. SDSU improved to 3-0 in the Mountain West Conference for the first time ever and to 3-0 in conference play for the first time since the 1998 WAC campaign. The win also allowed the Aztecs to erase last season's miserable 31-3 loss at UNLV.

The UNLV contest may have been the most complete performance of the Aztec season. San Diego State held the ball for more than 38 minutes and ran 89 plays. The Aztecs set a season-high in rushing yards (156), time of possession, quarterback sacks, tackles for losses and deflected passes.

The Aztecs struck first on a 56-yard pass from Hall to Tolver that culminated a stunning 98-yard drive. But after UNLV returned a fumble 81 yards for a score, the Aztecs were down 14-10 and trailing at halftime for the second straight week. And for the second straight week, SDSU responded with a strong second half.

SDSU took the opening possession of the second half 85 yards in just seven plays, keyed by Tolver's 49-yard reception and capped by the first touchdown of Collins' career. After a quick three-and-out by the Rebels, Kyle Conerly became the first Aztec to return a punt for a touchdown since 1998 with his stop-and-start 87-yarder, the fifth longest in State history.

The Aztecs completed a 21-point run with another long-distance effort, an 88-yard drive in 18 plays, capped by a Hall-to-Tolver 1-yard toss. The Rebels were limited to just 16 yards of offense in the third quarter when SDSU moved from a 14-10 deficit to a 31-14 lead.

Tolver ended the game second all-time at SDSU with 3,003 career receiving yards. Hall went over the 300-yard passing mark for the fifth time this season and tossed at least one touchdown pass in his sixth straight game.

Joe Haro of UNLV ran for 110 yards, but the Rebel offense was limited to four plays or less on seven of its 14 possessions.

GAME STATISTICS

UNLV	7	7	0	7	-	21
SDSU	7	3	14	7	-	31

SDSU	-	Tolver 56 pass from Hall (Kirovski) 7:34-1st, 10 plays, 98 yards, 3:16
UNLV	-	Dorsey 31 run (Pieffer) 6:03- 1st, 6 plays, 63 yards, 1:31
SDSU	-	Kirovski 30 FG 14:23-2nd, 15 plays, 69 yards, 6:40
UNLV	-	Wynn 81 fumble return (Pieffer) 2:12-2nd
SDSU	-	Collins 3 run (Kirovski) 12:05-3rd, 7 plays, 85 yards, 2:55
SDSU	-	Conerly 87 punt return (Kirovski) 8:39-3rd
SDSU	-	Tolver 1 pass from Hall (Kirovski) 14:17-4th, 18 plays, 88 yards, 6:42
UNLV	-	Thomas 15 run (Pieffer) 3:42-4th, 9 plays, 52 yards, 2:29

	SDSU	UNLV
First Downs	27	20
Rushes-Yards	43-156	36-178
Passing Yards	319	196
Passes (C-A-I)	46-28-1	37-13-0
Total Offense	475	374
Fumbles-Lost	2-2	0-0
Penalties-Yards	8-65	6-54
TOP	38:44	21:16

Rushing (SDSU): Collins 31-106-1, Hall 9-34, Truvillion 2-15, Simmons 1-1; **(UNLV):** Haro 14-110, Dorsey 3-44, Thomas 11-27, Costa 2-6, Croom 4-4, Nantkes 2-(-13)

Passing (SDSU): Hall 28-45-1, 319, 2; **(UNLV):** Thomas 11-31-0, 180; Nantkes 2-6-0, 16

Receiving (SDSU): Tolver 9-151-2, Davenport 9-73, Osgood 5-40, Penman 2-29, Collins 2-13, Ortiz 1-13; **(UNLV):** Mandley 4-51, Johnson 3-58, Relf 2-23, Croom 2-20, Costa 1-28, Johnson -16

San Diego State **10**

Brigham Young **34**

Nov. 2, 2002 • LaVelle Edwards Stadium • Provo, Utah
 Attendance: 59,362 • ESPN+Plus

PROVO - A short-handed San Diego State team and a Brigham Young squad looking to make a point proved fatal for the Aztecs on Saturday.

The Aztecs suffered their first Mountain West loss of the season and the Cougars won their first by a 34-10 count on a cold day on the Wasatch range.

San Diego State struggled throughout against the Cougar defensive attack. BYU sacked Adam Hall five times and limited J.R. Tolver to just four catches for 30 yards. Tolver missed most of the first half after being blasted on his second reception of the game. He returned in the second half but was not a factor in the contest.

Kassim Osgood, however, kept SDSU's streak of 100-yard receiving games alive with his 12 catches for 138 yards. The Aztecs also got the first receptions of the season from Raleigh Fletcher and Adam Gray - Hayward in an effort to compensate for Tolver's injury.

The San Diego State defense picked off three passes and recovered a fumble and Freddie Keiaho blocked a punt for the second time in 2002, but for the first time this season the Aztec offense could not take advantage.

GAME STATISTICS

SDSU	0	0	3	7	- 10
BYU	10	10	6	8	- 34

- UCLA - White 4 run (Griffith kick)
4:46 1st, 2 plays, 7 yards, :45
- BYU - Payne 47 FG 9:09-1st, 7 plays,
37 yards, 2:06
- BYU - Kukahiko 37 pass from Berry
(Payne) 7:13-1st, 3 plays, 34
yards, 1:10
- BYU - Whalen 4 run (Payne) 3:59-2nd,
7 plays, 66 yards, 2:45
- BYU - Payne 47 FG 00:03-2nd, 4 plays,
49 yards, 1:01
- BYU - Mahe 4 pass from Berry 6:51-3rd,
4 plays, 61 yards, 1:53
- SDSU - Kirovski 40 FG 4:11-3rd, 8 plays,
38 yards, 2:40
- SDSU - Tolver 8 pass from Hall (Kirovski)
14:55-4th, 9 plays, 44 yards, 2:45
- BYU - Reid 27 pass from Berry (Berry
rush) 10:52-4th, 9 plays, 80
yards, 4:03

	SDSU	BYU
First Downs	18	17
Rushes-Yards	28-18	36-114
Passing Yards	228	289
Passes (C-A-I)	26-46-1	20-33-3
Total Offense	246	403
Fumbles-Lost	2-1	3-1
Penalties-Yards	6-24	11-96
TOP	28:56	31:04

Rushing (SDSU): Collins 15-50, Simmson 2-(-1), Hall 11-(-30); **(BYU):** Whalen 13-75-1, Brown 8-24, Mahe 2-11, Deans 3-10, Harper 2-9, Mortensen 1-1, Berry 7-(-16)

Passing (SDSU): Hall 26-46-1, 228-1; **(BYU):** Berry 19-31-3, 280-3, Mortensen 1-2-0, 9

Receiving (SDSU): Osgood 12-138, Tolver 4-30-1, Davenport 4-22, Ortiz 3-19, Gray-Hayward 1-14, Fletcher 1-4, Collins 1-1; **(BYU):** Mahe 5-84-1, Christensen 5-49, Wilkerson 2-50, Whalen 2-17, Nead 2-10, Kukahiko 1-37, Reid 1-27, Aiono 1-9, Ord 1-6

The Aztecs ended the game with a season-low 246 yards of total offense and averaged just 3.3 yards per play.

Along with Tolver, SDSU also played in Provo without its top two rushers, James Truvillion and Michael Franklin. Frosh Fred Collins got his second straight start and ran for 50 yards and Garric Simmons made his first appearance in the backfield this season.

BYU got on the board early with a seven-play drive that resulted in a 37-yard field goal. After an Aztec fumble, the Cougars scored a touchdown on a third-down pass play that covered 37 yards.

The Cougars took full control of the game with 10 points in the last four minutes of the half. BYU would extend the lead to 26-0 before the Aztecs got on the board.

Adam Hall threw a touchdown pass for the seventh straight game when he hit Tolver on a 8-yard play with 14:55 left in the game.

San Diego State Depth Chart

As of October 27, 2002



Pronunciation Guide

Amon Arnold	uh-MON
Hubert Caliste	kuh-LEEEST
Jason Dion	DEE-on
Jacob Elimimian	EL-luh-MIM-ee-un
Anthony Foli	FO-lee
Akbar Gbaja-Biamila	AHK-bar BAH-juh-BEE-uh-MILL-luh
Ryan Iata	eye-AH-ta
Freddie Keiaho	kee-AH-ho
Tommy Kirovski	keer-OV-skee
Mike Kracalik	CRACK-a-lik
Blake Lobel	LOO-bell
Steve Nevarez	nuh-VAR-ez
Adam Nyssen	NY-sun
Robert Ortiz	or-TEEZ
Kassim Osgood	kah-SIM
Nicholas Penalosa	pen-ah-LO-sah
Nephi Penerosa	NEE-fy pen-uh-RO-sah
Adrian Placinta	pla-CENT-uh
Seth Santoro	san-TOR-ow
Jeff Shoate	SHOAT
Brian Simnjanovski	sim-JAH-nov-SKEE
James Truvillion	truh-VIL-yon
Sikoti Uipi	suh-KO-tee you-WEEP-ee
Marviel Underwood	mar-VEE-el

Offense

LT	79 Brendan Darby (6-7, 300, Jr.)
	74 Mike Kracalik (6-8, 330, So.)
LG	72 Jasper Harvey (6-3, 285, Fr.)
	77 Shawn Dickie (6-5, 300, Jr.)
C	60 Johnathan Ingram (6-2, 300, Sr.)
	72 Jasper Harvey (6-3, 285, Fr.)
RG	78 Gerald Sykes (6-3, 310, Jr.)
	68 Raul Gomez (6-3, 305, Sr.)
RT	73 Damien Holman (6-3, 310, Jr.)
	74 Mike Kracalik (6-8, 330, So.)
TE	81 Raleigh Fletcher (6-4, 280, Jr.)
	87 David Gorman (6-5, 250, Jr.)
FL	16 J.R. Tolver (6-2, 205, Sr.)
	85 Robert Ortiz (6-0, 180, Fr.)
SLT	2 Ronnie Davenport (6-1, 195, Sr.)
	11 Jermaine Moore (5-11, 190, Jr.)
SE	1 Kassim Osgood (6-5, 210, Sr.)
	88 Lonnel Penman (6-2, 200, So.)
RB	20 Michael Franklin (5-7, 170, Fr.) or
	4 Fred Collins (5-11, 190, Fr.)
QB	14 Adam Hall (6-3, 215, Jr.)
	13 Lon Sheriff (6-3, 215, Sr.)

Specialist

PK	17 Tommy Kirovski (5-11, 195, Sr.)
	27 Brian Simnjanovski (6-3, 220, Sr.)
H	27 Brian Simnjanovski (6-3, 220, Sr.)
	12 Adam Gray Hayward (6-2, 200, So.)
PR	6 Kyle Conerly (5-11, 190, So.)
	20 Michael Franklin (5-7, 170, Fr.)
KR	33 Freddie Keiaho (6-0, 210, Fr.)
	11 Jermaine Moore (5-11, 190, Jr.)
KO	27 Brian Simnjanovski (6-3, 220, Sr.)
	17 Tommy Kirovski (5-11, 195, Sr.)

Defense

DE	50 Amon Arnold (6-4, 265, Sr.)
	98 Brandon Rager (6-3, 250, Jr.)
DT	96 Jared Ritter (6-3, 260, Sr.)
	49 Anthony Foli (6-4, 290, Jr.)
DT	99 Brook Miller (6-4, 280, Jr.)
	46 Blake Lobel (6-3, 255, So.)
DE	94 Akbar Gbaja-Biamila (6-5, 250, Sr.)
	37 Kurt Kahui (6-1, 225, Fr.)
SLB	45 Stephen Larsen (6-1, 230, So.)
	54 Heath Farwell (6-1, 220, So.)
MLB	34 Kirk Morrison (6-2, 235, So.)
	40 Rodney Allen (6-0, 220, Sr.)
WLB	48 Matt McCoy (6-0, 215, Fr.)
	35 Beau Trickey (6-1, 230, Jr.)
CB	26 Jeff Shoate (5-10, 180, Jr.)
	10 Hubert Caliste (6-2, 190, So.) - or - 39 Jacob Elimimian (5-10, 170, Fr.)
SS	42 Josh Dean (6-0, 210, So.)
	38 Keith Ellison (6-1, 195, Fr.)
FS	5 Marviel Underwood (5-10, 190, So.)
	30 Marcus Demps (6-0, 190, Fr.)
CB	3 Ricky Sharpe (6-1, 190, Sr.)
	15 LaVance Ray (6-0, 180, Jr.)

P	27 Brian Simnjanovski (6-3, 220, Sr.)
	17 Tommy Kirovski (5-11, 195, Sr.)
LS	53 Casey Naylor (6-2, 220, So.)
	59 Robbie Ryan (6-4, 220, So.)

San Diego State Travel Roster

As of October 27, 2002

Alphabetical

No.	Name	Pos.	Ht.	Wt.	Yr.-Exp.	Hometown (Last School)
40	Rodney Allen	LB	6-0	220	Sr-3V	San Leandro (San Leandro)
50	Amon Arnold	DE	6-4	250	Sr-3V	Los Angeles (Crenshaw)
10	Hubert Caliste	DB	6-2	190	So-1V	New Orleans, La. (Carver)
4	Frederick Collins	RB	5-11	190	Fr-HS	Indio (La Quinta)
6	Kyle Conerly	WR	5-11	190	So-1V	San Diego (West Hills)
79	Brendan Darby	OT	6-7	300	Jr-2V	Tiburon (Redwood)
2	Ronnie Davenport	WR	6-1	195	Sr-TR	Woodside (California)
42	Josh Dean	DB	6-0	210	So-1V	Oakland (Bishop O'Dowd)
30	Marcus Demps	DB	6-0	195	Fr-RS	Palmdale (Highland)
77	Shawn Dickie	OL	6-5	300	Jr-1V	Irvine (Irvine)
83	Jason Dion	TE	6-3	265	Sr-JC	Bakersfield (Bakersfield)
39	Jacob Elimimian	DB	5-10	170	Fr-RS	Los Angeles (Crenshaw)
38	Keith Ellison	DB	6-1	195	Fr-HS	Redondo Beach (Union)
54	Heath Farwell	LB	6-1	220	So-TR	Corona (San Jose State)
81	Raleigh Fletcher	DT/TE	6-4	280	Jr-2V	Renton, Wash. (Renton)
49	Anthony Foli	DL	6-4	290	Jr-2V	Newbury Park (Newbury Park)
20	Michael Franklin	RB	5-7	170	Fr-RS	New Orleans, La. (St. Augustine)
94	Akbar Gbaja-Biamila	DL	6-5	250	Sr-2V	Los Angeles (Crenshaw)
68	Raul Gomez	OL	6-3	305	Sr-2V	Oceanside (Oceanside)
87	David Gorman	TE	6-5	250	Jr-SQ	San Diego (Humboldt St.)
12	Adam Gray-Hayward	WR	6-2	200	So-SQ	Ventura (St. Bonaventure HS)
14	Adam Hall	QB	6-3	215	Jr-1V	Austin, Texas (Texas)
72	Jasper Harvey	OL	6-3	285	Fr-RS	Marrero, La. (Archbishop Shaw)
73	Damien Holman	OL	6-3	310	Jr-TR	Stockton (Palomar)
60	Johnathan Ingram	OL	6-2	300	Sr-2V	Indio (La Quinta)
41	Shane Johnson	DB	6-0	190	Jr.-1L	Palmdale (Palmdale)
37	Kurt Kahui	DE	6-1	225	Fr-HS	Wailuku, HI (Baldwin)
33	Freddie Keiaho	LB	6-0	210	Fr-RS	Ventura (Buena)
17	Tommy Kirovski	PK	5-11	195	Sr-1V	Escondido (Palomar JC)
74	Mike Kracalik	OT	6-8	330	So-RS	Oceanside (El Camino)
45	Stephen Larsen	LB	6-1	230	So-1V	Chandler, Ariz. (Desert Vista)
46	Blake Lobel	DE	6-3	255	So-1V	Chino Hills (Diamond Bar)
48	Matthew McCoy	LB	6-0	215	Fr-RS	Tustin (Tustin)
93	Freddie McCutcheon	DL	6-0	290	Fr-HS	Long Beach (Cabrillo)
99	Brook Miller	DL	6-4	280	Jr-RS	Bakersfield (Bakersfield JC)
11	Jermaine Moore	WR	5-11	190	Jr-TR	Easton, Penn (Hancock JC)
34	Kirk Morrison	LB	6-2	235	So-1V	Oakland (Bishop O'Dowd)
53	Casey Naylor	LS	6-2	220	So-1V	Phoenix, Ariz. (Sunnyslope)
65	Steve Nevarez	OL	6-3	280	So-SQ	San Fernando (San Fernando)
52	Adam Nyssen	LB	6-0	220	So-TR	Huntington Beach (Long Beach CC)
85	Robert Ortiz	WR	6-0	180	Fr-RS	San Diego (Horizon)
43	Dennis Ordiorne	RB	5-11	220	Sr-SQ	Tewksbury, Mass. (Tewksbury)
1	Kassim Osgood	WR	6-5	210	Sr-TR	Salinas (North Salinas/Cal Poly)
31	Phouthai Keoreopesangsavanhkeovunxay	DB	6-0	190	Jr-TR	Stockton, Calif. (Delta CC)
88	Lonnell Penman	WR	6-2	200	So-SQ	Long Beach (Long Beach Poly)
9	Kevin Pierce	QB	6-2	195	Fr-RS	Hemet (West Valley)
98	Brandon Rager	DL	6-3	250	Jr-TR	Roswell, N.M. (Sacramento CC)
15	LaVance Ray	DB	6-0	180	Jr-TR	Clovis (Fresno CC)
96	Jared Ritter	DT	6-3	260	Sr-2V	Mission Viejo (Mission Viejo)
59	Robbie Ryan	LS	6-4	220	So-1V	Coronado (Coronado)
3	Ricky Sharpe	DB	6-1	190	Sr-3V	San Diego (Mt. Carmel)
13	Lon Sheriff	QB	6-3	210	Sr-3V	Santee (West Hills)
26	Jeff Shoate	DB	5-10	180	Jr-1V	San Diego (Serra/Montana)
44	Garric Simmons	RB	6-0	210	Sr-1V	Glendale, Ariz. (Washington)
27	Brian Simnjanovski	P/PK	6-3	220	Sr-3V	Escondido (Escondido)
78	Gerald Sykes	OL	6-1	310	Jr-TR	San Diego (Kearny/Palomar)
80	Tyson Thompson	TE	6-2	255	Sr-JC	Oceanside (Palomar JC)
16	J.R. Tolver	WR	6-2	205	Sr-3V	San Diego (Mira Mesa)
35	Beau Trickey	LB	6-1	230	Jr-1V	Houston, Texas (Kingwood)
21	James Truvillion	RB	5-10	195	Sr-3V	San Marcos (San Marcos)
5	Marviel Underwood	DB	5-10	190	So-1V	San Leandro (San Leandro)
55b	Jerald Watkins	LB	6-2	215	Sr-Sq	Upland (Upland)

San Diego State 2002 Statistics

Through Nine Games

Overall: 3-6 (Home: 2-2, Away 1-4); Mountain West Conference 3-1 (Home: 2-0, Away 1-1)

► Results/Attendance

Date	Opponent	Result	TV	Attendance
A.29	at Fresno State	L 14-16	ESPN2	39,111
S.7	at (17/17) Colorado	L 14-34	FSN	44,126
S.14	Arizona State	L 28-39	Az-TV	29,041
S.21	at Idaho	L 38-48	-	14,887
S.28	UCLA	L 7-43	ESPN2	33,610
O.12	Utah*	W 36-17	GamePlan	20,410
O.19	at Wyoming*	W 24-20	-	13,757
O.26	UNLV* (HC)	W 31-21	-	21,541
N.2	at Brigham Young*	L 10-34	ESPN+Plus	59,362
N.9	at New Mexico*		SportsWest	3:00 p.m.
N.16	Colorado State*			TBA
N.23	at Air Force*			TBA
D.7	at Hawai'i			TBA

All times Pacific. * - Mountain West Conference Game. HC - Homecoming

► Score-By-Quarters

	1	2	3	4	OT	-	Total
San Diego State	36	57	55	54	-	-	202
Opponents	51	95	54	72	-	-	272

► Team Statistics

San Diego State	Opponents	
SCORING	202	272
Points Per Game	22.4	30.2
FIRST DOWNS	200	190
Rushing	45	75
Passing	135	101
Penalty	20	14
RUSHING YARDAGE	654	1196
Yards gained rushing	968	1491
Yards lost rushing	314	295
Rushing Attempts	271	345
Average Per Rush	2.4	3.5
Average Per Game	72.7	132.9
TDs Rushing	5	7
PASSING YARDAGE	3005	2233
Att-Comp-Int	410-245-8	333-183-9
Average Per Pass	7.3	6.7
Average Per Catch	12.3	12.2
Average Per Game	333.9	248.1
TDs Passing	16	23
TOTAL OFFENSE	3659	3429
Total Plays	681	678
Average Per Play	5.4	5.1
Average Per Game	406.6	381.0
KICK RETURNS: #-YARDS	32-603	26-559
PUNT RETURNS: #-YARDS	30-340	26-266
INT RETURNS: #-YARDS	9-140	8-50
KICK RETURN AVERAGE	18.8	21.5
PUNT RETURN AVERAGE	11.3	10.2
INT RETURN AVERAGE	15.6	6.2
FUMBLES-LOST	18-15	19-6
PENALTIES-YARDS	57-476	54-478
Average Per Game	52.9	53.1
PUNTS-YARDS	42-1733	57-2385
Average Per Punt	41.3	41.8
Net punt average	34.9	35.9
TIME OF POSSESSION/GAME	29:03	30:57
3RD-DOWN CONVERSIONS	55/142	57/152
3rd-Down Pct	39%	38%
4TH-DOWN CONVERSIONS	4/17	10/12
4th-Down Pct	24%	83%
SACKS BY-YARDS	24-164	30-183
MISC YARDS	8	91
TOUCHDOWNS SCORED	25	34
FIELD GOALS-ATTEMPTS	10-19	11-17
PAT-ATTEMPTS	22-25	29-31
ATTENDANCE	104,602	171,243
Games/Avg Per Game	4/26,150	5/34,249

► Rushing

Player	G	Att	Gain	Loss	Net	Avg	TD	Game		
								Long	Avg	High
TRUVILLION, Jam	7	87	312	33	279	3.2	1	24	39.9	69 vs. UCLA
FRANKLIN, Mike	7	50	275	18	257	5.1	1	38	36.7	73 vs. ASU
COLLINS, Fred	4	60	225	13	212	3.5	1	17	53.0	106 vs. UNLV
SIMMONS, Garric	8	10	28	4	24	2.4	1	8	3.0	15 at Colorado
ORDIONE, Dennis	1	2	1	0	1	0.5	1	1	1.0	1 vs. Utah
TOLVER, J.R.	9	2	3	5	-2	-1.0	0	3	-0.2	3 at FSU
SHERIFF, Lon	2	1	0	7	-7	-7.0	0	0	-3.5	
Team	5	2	0	45	-45	-22.5	0	0	-9.0	
HALL, Adam	9	57	124	189	-65	-1.1	0	17	-7.2	34 at Wyoming
TOTAL	9	271	968	314	654	2.4	5	38	72.7	156 vs. UNLV
OPPONENTS	9	345	1491	295	1196	3.5	7	43	132.9	265 at Colo.

► Passing

Player	G	Effic	A-C-I	Pct	Yds	TD	Game		
							Long	Avg	High
HALL, Adam	9	131.87	402-243-8	60.4	2980	16	70	331.1	516 vs. ASU
SHERIFF, Lon	2	68.33	6-2-0	33.3	25	0	14	12.5	25 vs. UCLA
CALISTE, Hubert	6	0.00	1-0-0	0.0	0	0	0	0.0	
TOLVER, J.R.	9	0.00	1-0-0	0.0	0	0	0	0.0	
TOTAL	9	130.30	410-245-8	59.8	3005	16	70	333.9	516 vs. ASU
OPPONENTS	9	128.67	333-183-9	55.0	2233	23	75	248.1	382 by Idaho

► Receiving

Player	G	No	Yds	Avg	TD	Long	Game		
							Rec	Avg	High
TOLVER, J.R.	9	83	1246	15.0	9	56	9.2	138.4	296 vs. ASU
OSGOOD, Kassim	9	77	1062	13.8	5	70	8.6	118.0	178 at CU, UI
DAVENPORT, Ronn	9	37	262	7.1	1	22	4.1	29.1	73 vs. UNLV
FRANKLIN, Mike	7	12	83	6.9	0	22	1.7	11.9	75 at Wyoming
ORTIZ, Robert	8	11	106	9.6	1	25	1.4	13.2	19 at CU, BYU
TRUVILLION, Jam	7	10	63	6.3	0	20	1.4	9.0	28 at Idaho
PENMAN, Lonnel	6	5	45	9.0	0	16	0.8	7.5	29 vs. UNLV
THOMPSON, Tyson	7	4	83	20.8	0	50	0.6	11.9	50 at Idaho
COLLINS, Fred	4	3	14	4.7	0	9	0.8	3.5	13 vs. UNLV
GORMAN, David	5	1	23	23.0	0	23	0.2	4.6	23 at Wyoming
GRAY-HAYWARD, A	2	1	14	14.0	0	14	0.5	7.0	14 at BYU
FLETCHER, Ralei	5	1	4	4.0	0	4	0.2	0.8	4 at BYU
TOTAL	9	245	3005	12.3	16	70	27.2	333.9	516 vs. ASU
OPPONENTS	9	183	2233	12.2	23	75	20.3	248.1	382 vs. Idaho

► Scoring

Player	TD	FGs	PATs		Pass	DXP	Saf	Points
			Kick	Rush				
TOLVER, J.R.	9	0-0	0-0	0-0	0	0-0	0	54
KIROVSKI, Tommy	0	10-18	22-24	0-0	0	0-0	0	52
OSGOOD, Kassim	5	0-0	0-0	0-0	0	0-0	0	30
ORTIZ, Robert	1	0-0	0-0	0-0	0	0-0	0	6
FRANKLIN, Mike	1	0-0	0-0	0-0	0	0-0	0	6
ORDIONE, Dennis	1	0-0	0-0	0-0	0	0-0	0	6
TRUVILLION, Jam	1	0-0	0-0	0-0	0	0-0	0	6
SHARPE, Ricky	1	0-0	0-0	0-0	0	0-0	0	6
JOHNSON, Shane	1	0-0	0-0	0-0	0	0-0	0	6
SIMMONS, Garric	1	0-0	0-0	0-0	0	0-0	0	6
CONERLY, Kyle	1	0-0	0-0	0-0	0	0-0	0	6
DAVENPORT, Ronn	1	0-0	0-0	0-0	0	0-0	0	6
COLLINS, Fred	1	0-0	0-0	0-0	0	0-0	0	6
MORRISON, Kirk	1	0-0	0-0	0-0	0	0-0	0	6
SIMNJANOVSKI, B	0	0-1	0-1	0-0	0	0-0	0	0
TOTAL	25	10-19	22-25	0-0	0	0-0	0	202
OPPONENTS	34	11-17	29-31	1-1	1	1-2	0	1

► Field Goals

Player	FGM-FGA	Pct	01-19	20-29	30-39	40-49	50-99	Lg	Blk
	(32wr, 31bl)	(45wr)	(45wl, 27g, 29g, 41g)	(23g)	(--)	(37g, 30g, 32g)	(48g, 30wl, 36wl)		
	(30g)	(52wl, 41wl, 40g)							
SIMNJANOVSKI	0-1	0.0	0-0	0-0	0-0	0-1	0-0	0	0
	(--)	(44wr)	(--)	(--)	(--)	(--)	(--)		
TOTAL	10-19	52.6	0-0	3-3	4-8	3-7	0-1	48	1
OPPONENTS	11-17	64.7	0-0	1-2	4-7	6-7	0-1	47	1

► 2002 Game Summaries

Game	Score	Score By Quarters				First Downs				Rushing			Passing			Total Off.			Return		Punting		Fumbles		Pen.		Third		Avg.	
		1	2	3	4	Tot	Ru	Pa	Pn	Att	Yards	TD	A-C-I	Yards	TD	Att	Yards	Yards	No-Avg	No-Lost	No-Yds	Downs	F. Pos	ToP						
SDSU	14	0	0	7	7	19	4	11	4	24	38	1	37-25-1	240	1	61	278	98	6-42.2	1-1	5-39	7-15	S 24	25:05						
Fresno St.	16	0	10	0	6	18	7	10	1	38	66	0	35-21-0	196	1	73	262	60	5-43.6	4-1	7-74	6-17	F 37	34:55						
SDSU	14	7	7	0	0	24	2	19	3	23	42	2	59-39-0	359	0	82	401	34	4-45.2	2-2	3-15	7-17	S 27	31:20						
Colorado	34	14	7	7	6	20	16	4	0	46	265	2	22-9-1	136	2	68	401	46	6-48.5	1-0	7-59	6-15	C 30	28:40						
SDSU	28	6	16	3	3	25	7	17	1	34	58	0	61-32-1	516	3	95	574	102	4-29.3	5-4	5-40	6-18	S 28	33:36						
Arizona St.	38	0	14	18	7	13	4	8	1	30	107	0	32-14-0	258	4	62	365	158	10-41.7	3-2	9-67	3-15	A 34	26:24						
SDSU	38	10	14	7	7	26	5	20	1	22	79	0	49-29-0	506	5	71	585	150	5-44.6	1-1	7-82	3-12	S 29	24:36						
Idaho	48	10	7	14	17	34	10	21	3	44	149	0	46-29-0	382	6	90	531	161	5-49.4	2-1	4-32	9-19	I 28	35:24						
SDSU	7	0	7	0	0	17	6	9	2	30	63	0	40-18-2	208	1	70	271	125	7-35.6	3-3	4-38	3-15	S 19	21:49						
UCLA	43	7	26	3	7	17	8	8	1	51	153	2	24-14-0	238	2	75	391	133	7-37.7	3-0	5-50	6-17	U 42	38:11						
SDSU	36	3	10	7	16	23	7	15	1	39	116	1	39-26-1	294	2	78	410	148	4-40.0	1-0	10-97	8-17	S 33	30:25						
Utah	17	3	7	0	7	26	4	17	5	28	32	0	53-30-4	276	2	81	308	152	5-38.6	2-1	2-20	11-19	U 30	29:35						
SDSU	24	3	0	14	7	21	4	15	2	28	84	0	33-22-1	335	1	61	419	90	1-46.0	1-1	9-75	6-12	S 22	27:00						
Wyoming	20	0	7	6	7	25	11	13	1	36	131	0	51-33-1	257	3	87	388	20	4-31.5	0-0	3-26	10-21	W 22	33:00						
SDSU	31	7	3	14	7	27	8	16	3	43	156	1	46-28-1	319	2	89	475	157	6-48.0	2-2	8-65	10-20	S 22	38:44						
UNLV	21	7	7	0	7	20	9	10	1	36	178	2	37-13-0	196	0	73	374	107	10-39.7	1-0	6-54	2-15	N 30	21:16						
SDSU	10	0	0	3	7	18	2	13	3	28	18	0	46-26-1	228	1	74	246	169	5-43.2	2-1	6-24	5-16	S 36	28:56						
BYU	34	10	10	6	8	17	6	10	1	36	114	1	33-20-3	289	3	69	403	50	5-46.4	3-1	11-96	4-14	B 33	31:04						

► Defensive Statistics

Player	G	UT	AT	TT	Loss	Sacks	Int	PBU	QBH	FR	FF	BK	SA
MORRISON, Kirk	9	38	27	65	7-24	3-15	3-91	2	1	1-0	.	.	.
SHARPE, Ricky	9	34	12	46	.	.	2-37	9	.	.	1	.	.
DEAN, Josh	9	34	11	45	3-6	.	.	4	.	1-0	1	.	.
UNDERWOOD, Marv	9	23	21	44	1-1	.	2-10	4
SHOATE, Jeff	9	31	12	43	1-2	.	1-0	10	.	.	.	1	.
TRICKEY, Beau	9	26	16	42	4-18	2-13	.	2	1	.	2	.	.
FARWELL, Heath	9	22	19	41	7-27	2-15	.	.	.	1-8	4	.	.
MCCOY, Matthew	9	22	17	39	3-6	1-4	.	.	.	1-0	.	.	.
LARSEN, Stephen	9	25	10	35	4-33	3-28	.	5	.	.	1	.	.
GBAJABIAMILA, A	9	17	13	30	8-29	4-17	.	.	1
RITTER, Jared	8	13	16	29	5-22	2-10	.	.	.	1-0	.	.	.
ARNOLD, Amon	8	22	3	25	10-40	3-27	.	1	.	.	1	.	.
MILLER, Brooke	9	10	10	20	3-7	1-3	.	1	.	1-0	.	.	.
LOBEL, Blake	9	13	7	20	3-11	1-7
FOLI, Anthony	7	11	7	18
ELLISON, Keith	7	10	7	17	.	.	1-2	2
RAGER, Brandon	9	8	2	10	3-15	2-12	.	1
ALLEN, Rodney	7	5	5	10	1-1	.	.	1
KEIAHO, Freddie	7	7	2	9	2	.
RAY, LaVance	7	5	3	8	1-1	.	.	1
CONERLY, Kyle	8	4	3	7
MCCUTCHEON, Fre	6	5	1	6
CALISTE, Hubert	6	5	1	6
SIMMONS, Garric	8	2	3	5
IATA, Ryan	3	.	4	4	1-1
DEMPS, Marcus	5	4	.	4
ELIMIMIAN, Jaco	6	1	3	4
NAYLOR, Casey	6	1	2	3
SIMNJANOVSKI, B	9	2	.	2
NYSSSEN, Adam	3	1	1	2
OSGOOD, Kassim	9	1	.	1
MARTIN, Joe	1	1	.	1
TOLVER, J.R.	9	1	.	1
GORMAN, David	5	1	.	1
JOHNSON, Shane	4	.	1	1
PENMAN, Lonnel	6	1	.	1
Team	5	1	.	1	1-7	1-7
WATKINS, Jerald	3	1	.	1
TOTAL	9	408	239	647	66-251	24-164	9-140	43	3	6-8	10	3	1
OPPONENTS	9	-	-	-	30-183	8-50	34	5	15-91	9	3	1	-

► Interception Returns

Player	No	Yds	Avg	TD	Long
SHARPE, Ricky	2	37	18.5	1	29
MORRISON, Kirk	3	91	30.3	1	35
SHARPE, Ricky	2	37	18.5	1	29
UNDERWOOD, Marv	2	10	5.0	0	9
SHOATE, Jeff	1	0	0.0	0	0
ELLISON, Keith	1	2	2.0	0	2
TOTAL	9	140	15.6	2	35
OPPONENTS	8	50	6.2	0	35

► Total Offense

Player	G	Plays	Rush	Pass	Total	Avg/G
HALL, Adam	9	459	-65	2980	2915	323.9
TRUVILLION, Jam	7	87	279	0	279	39.9
FRANKLIN, Mike	7	50	257	0	257	36.7
COLLINS, Fred	4	60	212	0	212	53.0
SIMMONS, Garric	8	10	24	0	24	3.0
SHERIFF, Lon	2	7	-7	25	18	9.0
ORDIONE, Dennis	1	2	1	0	1	1.0
TOLVER, J.R.	9	3	-2	0	-2	-0.2
Team	5	2	-45	0	-45	-9.0
TOTAL	9	681	654	3005	3659	406.6
OPPONENTS	9	678	1196	2233	3429	381.0

► All-Purpose Yardage

Player	GRush	Rec	PR	KR	IR	FR	Tot	Avg
TOLVER, J.R.	9	-2	1246	5	0	0	1249	138.8
OSGOOD, Kassim	9	0	1062	0	0	0	1062	118.0
FRANKLIN, Mike	7	257	83	161	207	0	708	101.1
TRUVILLION, Jam	7	279	63	0	0	0	342	48.9
MOORE, Jermaine	7	0	0	0	314	0	314	44.9
TOTAL	9	654	3005	340	603	140	84750	527.8
OPPONENTS	9	1196	2233	266	559	50	4395	488.3

► Kickoff Returns

Player	No	Yds	Avg	TD	Long
MOORE, Jermaine	15	314	20.9	0	27
FRANKLIN, Mike	12	207	17.2	0	23
KEIAHO, Freddie	3	69	23.0	0	36
LOBEL, Blake	2	13	6.5	0	9
TOTAL	32	603	18.8	0	36
OPPONENTS	26	559	21.5	0	63

► Punt Returns

Player	No	Yds	Avg	TD	Long
FRANKLIN, Mike	20	161	8.1	0	22
CONERLY, Kyle	6	134	22.3	1	87
TOLVER, J.R.	2	5	2.5	0	3
KEIAHO, Freddie	2	40	20.0	0	0
JOHNSON, Shane	0	0	0.0	1	0
TOTAL	30	340	11.3	2	87
OPPONENTS	26	266	10.2	2	53

► Punting

Player	No.	Yds	Avg	Long	TB	FC
--------	-----	-----	-----	------	----	----

San Diego State 2002 Statistics

Through Nine Games

Overall: 3-6 (Home: 2-2, Away 1-4); Mountain West Conference 3-1 (Home: 2-0, Away 1-1)

► Scoring Drives

Opponent	Plays	Yards	Drive Time	Time of Score	Score Qtr/Time	Drive Start	Scoring Play	QB
at Fresno State	8	96	2:18	TD	0:11/3rd	SD 4	Truvillion 1-yd run	Hall
at Fresno State	7	81	1:56	TD	6:30/4th	SD 19	Tolver 31-yd pass from Hall	Hall
at Colorado	15	80	7:08	TD	3:34/1st	SD 20	Simmons 4-yd run	Hall
at Colorado	2	45	0:20	TD	12:47/2nd	CU 45	Franklin 31-yd run	Hall
Arizona State	10	91	3:27	TD	6:07/1st	SD 9	Davenport 5-yd pass from Hall	Hall
Arizona State	6	76	1:05	TD	10:01/2nd	SD 24	Osgood 6-yd pass from Hall	Hall
Arizona State	4	56	1:52	TD	6:28/2nd	SD 44	Tolver 17-yd pass from Hall	Hall
Arizona State	4	2	0:43	FG	5:25/2nd	AS 12	Kirovski 27-yd field goal	Hall
Arizona State	9	68	1:54	FG	1:55/3rd	SD 20	Kirovski 29-yd field goal	Hall
Arizona State	9	60	3:28	FG	12:04/4th	SD 16	Kirovski 41-yd field goal	Hall
at Idaho	9	60	3:07	FG	6:26/1st	SD 34	Kirovski 34-yd field goal	Hall
at Idaho	6	75	1:47	TD	3:36/1st	SD 25	Tolver 12-yd pass from Hall	Hall
at Idaho	11	80	5:21	TD	10:34/2nd	SD 20	Tolver 1-yd pass from Hall	Hall
at Idaho	1	49	0:09	TD	4:47/2nd	UI 49	Tolver 49-yd pass from Hall	Hall
at Idaho	4	83	1:51	TD	3:07/3rd	SD 17	Osgood 70-yd pass from Hall	Hall
at Idaho	6	80	1:59	TD	12:48/4th	SD 20	Ortiz 25-yd pass from Hall	Hall
UCLA	7	80	2:26	TD	5:31/2nd	SD 20	Osgood 10-yd pass from Hall	Hall
Utah	15	66	5:39	FG	2:06/1st	SD 14	Kirovski 37-yd field goal	Hall
Utah	9	67	2:18	TD	5:11/2nd	SD 33	Osgood 36-yd pass from Hall	Hall
Utah	6	56	0:35	FG	0:00/2nd	SD 31	Kirovski 30-yd field goal	Hall
Utah	10	80	4:43	TD	5:35/3rd	SD 20	Tolver 16-yd pass from Hall	Hall
Utah	8	69	3:41	TD	13:15/4th	SD 31	Ordione 1-yd run	Hall
Utah	4	-3	1:38	FG	11:19/4th	UT 12	Kirovski 32-yd field goal	Hall
Wyoming	6	49	3:20	FG	6:57/1st	SD 20	Kirovski 48-yd FG	Hall
Wyoming	4	72	2:35	TD	7:59/3rd	SD 28	Osgood 61-yd pass from Hall	Hall
UNLV	10	98	3:16	TD	7:34/1st	SD 2	Tolver 56-yd pass from Hall	Hall
UNLV	15	69	6:40	FG	14:23/2nd	SD 18	Kirovski 30-yd field goal	Hall
UNLV	7	85	2:55	TD	12:05/3rd	SD 15	Collins 3-yd run	Hall
UNLV	18	88	6:42	TD	14:17/4th	SD 12	Tolver 1-yd pass from Hall	Hall
BYU	8	38	2:40	FG	4:11/3rd	SD 41	Kirovski 40-yd field goal	Hall
BYU	9	44	2:45	TD	14:55/4th	BY 44	Tolver 8-yd pass from Hall	Hall

► Drive Superlatives

	SAN DIEGO STATE	OPPONENT
Longest Number of Plays/Result	20/End of game vs. Wyoming	20/TD by Wyoming
Most Yards Consumed/Result	98/TD vs. UNLV	87/TD by Idaho
Most Possession Time/Result	11:22/End of game at Wyoming	8:17/TD by Wyoming

► Longest Plays

SAN DIEGO STATE		
Yards	Opponent	Play (Situation)
70	Idaho	Kassim Osgood pass from Adam Hall (2nd and 13 at the SDSU 30 - Touchdown)
61	Wyoming	Kassim Osgood pass from Adam Hall (1st and 10 at SDSU 39 - Touchdown)
56	UNLV	J.R. Tolver pass from Adam Hall (2nd and 10 at SDSU 44 - Touchdown)
50	Idaho	Tyson Thompson pass from Adam Hall (3rd and 10 at the SDSU 38)
49	UNLV	J.R. Tolver pass from Adam Hall (2nd and 9 at SDSU 32)
49	Idaho	J.R. Tolver pass from Adam Hall (1st and 10 at the UI 49 - Touchdown)
48	Wyoming	J.R. Tolver pass from Adam Hall (2nd and 10 at the SDSU 20)
45	Fresno State	J.R. Tolver pass from Adam Hall (1st and 10 at the FSU 49)
44	Arizona State	Kassim Osgood pass from Adam Hall (2nd and 15 at the SDSU 39)
41	Idaho	Kassim Osgood pass from Adam Hall (1st and 10 at the SDSU 20)
41	Arizona State	J.R. Tolver pass from Adam Hall (1st and 10 at the SDSU 20)
41	Arizona State	J.R. Tolver pass from Adam Hall (2nd and 9 at the ASU 44)
38	Arizona State	J.R. Tolver pass from Adam Hall (2nd and 9 at the ASU 44)

Number of plays, from scrimmage, 20-plus yards: 38 (34 pass, 4 rush)

Number of plays, from scrimmage, 40-plus yards: 12 (12 pass)

Returns	Opponent	Player
Kickoff	Fresno State	Jermaine Moore 27-yard return
Punt	UNLV	Kyle Conerly 87-yard return (touchdown)
Interception	BYU	Kirk Morrison 35-yard return
Fumble	Arizona State	Heath Farwell 8-yard return

Number of returns 20+ yards: 15 (10 kickoff, 2 punt, 3 interception)

Number of returns 30+ yards: 3 (1 punt, 2 interception)

OPPONENTS		
Yards	Team	Play (Situation)
75	Colorado	Derek McCoy pass from Craig Ochs (3rd and 5 at the CU 25 - Touchdown)
72	Arizona State	Shaun McDonald pass from Andrew Walter (1st and 10 at the ASU 28 - Touchdown)
64	UCLA	Mike Seidmann pass from Cory Paus (1st and 10 at the UCLA 36 - Touchdown)
44	Arizona State	Matt Miller pass from Andrew Walter (1st and 15 at the ASU 25)

Number of plays, from scrimmage, 20-plus yards: 31 (23 pass, 8 rush)

Number of plays, from scrimmage, 40-plus yards: 7 (6 pass, 1 rush)

Returns	Team	Player
Kickoff	Idaho	C. Thompson 63-yard return
Punt	Colorado	Tyler Ebel 53-yard return
Interception	Fresno State	Cameron Worrell 12-yard return
Fumble	Colorado	Akarika Dawn 8-yard return - Touchdown

Number of returns 20+ yards: 9 (6 kickoff, 3 punt)

Number of returns 30+ yards: 6 (1 kickoff, 3 punt)

► Scoring Drive Analysis

Distance	SDSU		Opponent	
	TD	FG	TD	FG
No Drive	4		4	
Minus	0	1	0	0
0-9	0	1	1	1
10-19	0	0	1	1
20-29	0	0	0	0
30-39	0	1	3	2
40-49	3	1	1	2
50-59	1	1	2	1
60-69	2	5	8	1
70-79	3	0	6	1
80-89	9	0	8	0
90-99	3	0	0	0

► Game Opening Drives

Game	SDSU		Opponent	
	Pts.	FD Yds.	Pts.	FD Yds.
Fresno State	0	2 34	0	1 13
Colorado	0	0 9	7	5 77
Arizona State	0	0 3	0	0 -2
Idaho	0	0 8	0	1 19
UCLA	0	1 31	0	1 22
Utah	3	3 64	0	2 61
Wyoming	0	1 18	0	1 11
UNLV	0	1 17	0	0 6
Brigham Young	0	1 11	3	2 37
New Mexico				
Colorado State				
Air Force				
Hawai'i				

► 2nd Half Opening Drives

Game	SDSU		Opponent	
	Pts.	FD Yds.	Pts.	FD Yds.
Fresno State	0	3 54	0	1 16
Colorado	0	2 39	0	3 46
Arizona State	0	2 32	3	2 71
Idaho	0	2 41	7	4 80
UCLA	0	1 28	0	1 16
Utah	0	0 0	0	2 42
Wyoming	7	2 72	0	0 2
UNLV	7	3 85	0	1 20
Brigham Young	0	2 41	0	0 4
New Mexico				
Colorado State				
Air Force				
Hawai'i				

► Total Possessions

	No.	Avg. 3-Plays Snaps/	
		Snaps	& Out* TD
San Diego State	124	5.5	40 32.4
Opponents	125	5.4	43 22.6

* - Less if there is a turnover or clock expired, assuming no first downs or touchdown.

► First Down Rushing

Player	Att.	Yards	Avg.	TD	FD	Long
COLLINS, Fredrick	38	147	3.9	1	5	17
FRANKLIN, Michael	32	142	4.4	1	4	37
TRUVILLION, Jam	47	139	3.0	0	6	22
HALL, Adam	6	14	2.3	0	0	9
SIMMONS, Garric	3	8	2.7	1	0	8
TOLVER, J.R.	1	3	3.0	0	0	3
TOTAL	127	453	3.6	3	15	37

Does not include sacks or team rushes.

► First Down Passing

Player	G	A-C-I	Pct	Yds	FD	TD	Long	Sacks
HALL, Adam	9	160-97-4	60.6	1190	46	4	61	9/60
SHERIFF, Lon	2	3-0-0	0.0	0	0	0	0	0/0
TOTAL	9	163-97-4	59.5	1190	51	4	61	9/60

► First Down Receiving

Player	No.	Yards	Avg.	FD	TD	Long
TOLVER, J.R.	41	582	14.2	24	3	49
OSGOOD, Kassim	24	360	15.0	15	1	61
DAVENPORT, Ronnie	14	80	5.7	4	0	20
ORTIZ, Robert	5	45	9.0	2	0	13
FRANKLIN, Mike	5	41	8.4	2	0	15
TRUVILLION, Jam	4	28	7.0	1	0	18
GORMAN, David	1	23	23.0	1	0	23
PENMAN, Lonnel	1	16	16.0	1	0	16
THOMPSON, Tyson	1	11	11.0	1	0	11
COLLINS, Fredrick	1	4	4.0	0	0	4
TOTAL	97	1190	12.3	51	4	61

► Third-Fourth Down Rushing

Player	Att.	FD	Pct.	Yards	Avg.	TD	3rd/4th & 1	
							Att.	FD
TRUVILLION, James	17	7	41.2	67	3.9	1	3	3
FRANKLIN, Michael	2	2	100.0	40	20.0	0	1	1
HALL, Adam	8	2	25.0	22	2.8	0	1	1
COLLINS, Fred	5	2	40.0	12	2.4	0	0	0
ORDIONE, Dennis	2	1	50.0	1	0.5	1	1	1
SIMMONS, Garrick	1	0	0.0	1	1.0	0	0	0
TOTAL	35	14	40.0	143	4.1	2	6	6

Does not include sacks.

► Third-Fourth Down Passing

Player	G	A-C-I	Pct	Yds	FD	TD	Long	Sacks
HALL, Adam	9	100-53-4	53.0	552	33	4	50	9/69
SHERIFF, Lon	2	1-1-0	100.0	11	1	0	11	1/7
TOTAL	9	101-54-4	53.5	563	34	4	50	10/76

► Third-Fourth Down Receiving

Player	No.	Yards	Avg.	FD	TD	Long
OSGOOD, Kassim	17	156	9.2	10	1	29
TOLVER, J.R.	15	168	11.2	11	1	19
DAVENPORT, Ronnie	12	92	7.7	6	1	17
ORTIZ, Robert	4	50	12.5	2	1	25
TRUVILLION, James	2	10	5.0	1	0	10
THOMPSON, Tyson	1	50	50.0	1	0	50
FRANKLIN, Michael	1	15	15.0	1	0	15
PENMAN, Lonnel	2	22	11.0	2	0	13
TOTAL	54	563	10.4	34	4	50

► Single-Game Superlatives

Individual

Longest Scoring Run: 31, Michael Franklin at Colorado (9-7-02)
Longest Non-Scoring Run: 38, Michael Franklin vs. Utah (10-12-02)
Longest Scoring Pass: 70, Kassim Osgood from Adam Hall at Idaho (9-21-02)
Longest Non-Scoring Pass: 50, Tyson Thompson from Adam Hall at Idaho (9-21-02)
Longest Kickoff Return: 27, Jermaine Moore vs. Arizona State (9-14-02)
Longest Punt Return: 87, Kyle Conerly vs. UNLV (10-26-02)
Longest Interception Return: 35, Kirk Morrison at Brigham Young (11-2-02)
Longest Punt: 61, Brian Simjanovski at Idaho (9-21-02)
Longest Field Goal: 48, Tommy Kirovski vs. Wyoming (10-19-02)
Most Touchdowns: 3, J.R. Tolver at Idaho (9-21-02)
Most Rushing Attempts: 31, Fred Collins vs. UNLV (10-26-02)
Most Rushing Yards: 106, Fred Collins vs. UNLV (10-26-02)
Most Pass Attempts: 60, Adam Hall vs. Arizona State (9-14-02)
Most Pass Completions: 39, Adam Hall at Colorado (9-7-02)
Most Passing Yards: 516, Adam Hall vs. Arizona State (9-14-02)
Most Touchdown Passes: 5, Adam Hall at Idaho (9-21-02)
Most Receptions: 16, J.R. Tolver vs. Utah (10-12-02)
Most Receiving Yards: 296, J.R. Tolver vs. Arizona State (9-14-02)
Most Total Offensive Plays: 67, Adam Hall vs. Arizona State (9-14-02)
Most Total Offense: 497, Adam Hall vs. Arizona State (9-14-02)
Most All-Purpose Yardage: 301, J.R. Tolver vs. Arizona State (9-14-02)
Most Field Goals Attempted: 4, Tommy Kirovski vs. Arizona State (9-14-02)
Most Field Goals Made: 3, Tommy Kirovski vs. Arizona State (9-14-02) and Utah (10-12-02)
Most Pass Interceptions: 2, Ricky Sharpe vs. Utah (10-12-02)
Most Tackles: 13, Kirk Morrison at Brigham Young (11-2-02)
Most Solo Tackles: 9, Ricky Sharpe vs. Utah (10-12-02)
Most Quarterback Sacks: 1 - many times
Most Tackles for Loss: 2, Underwood, Arnold (four times), Morrison, Farwell, McCoy
Most Passes Broken Up: 3, Ricky Sharpe and Jeff Shoate vs. Utah (10-12-02)

Offensive Bests

Most First Downs: 27 vs. UNLV (10-26-02)
Most Rushing Attempts: 43 vs. UNLV (10-26-02)
Most Rushing Yards: 156 vs. UNLV (10-26-02)
Most Pass Attempts: 61 vs. Arizona State (9-14-02)
Most Completions: 39 at Colorado (9-7-02)
Most Passing Yards: 516 vs. Arizona State (9-14-02)
Most Offensive Plays: 95 vs. Arizona State (9-14-02)
Most Total Offense: 585 at Idaho (9-21-02)
Fewest Fumbles: 1 at Fresno St., at Idaho, vs. Utah
Fewest Turnovers: 1 at Idaho (9-21-02)
Most Time of Possession: 38:44 vs. UNLV (10-26-02)
Longest Touchdown Drive: 98 vs. UNLV (10-26-02)

Defensive Bests

Fewest First Downs: 13 vs. Arizona State (9-14-02)
Fewest Rushing Attempts, Allowed: 28 vs. Utah (10-12-02)
Fewest Rushing Yards, Allowed: 66 vs. Fresno State (8-29-02)
Fewest Pass Completions, Allowed: 9 vs. Colorado (9-7-02)
Fewest Passing Yards, Allowed: 136 vs. Colorado (9-7-02)
Most Interceptions: 4 vs. Utah (10-12-02)
Fewest Total Plays, Allowed: 62 vs. Arizona State (9-14-02)
Fewest Total Yards, Allowed: 262 vs. Fresno State (8-29-02)
Most Fumbles Forced: 2 at Brigham Young (11-2-02)
Most Fumbles Recovered: 2 vs. Arizona State (9-14-02)
Most Passes Broken Up: 10 vs. Utah (10-12-02)
Most Quarterback Sacks: 5 vs. UCLA (9-28-02), vs. UNLV (10-26-02)
Most Tackles for Loss: 11 vs. Utah (10-12-02)

► Rushing, Individual Game-By-Game

Opponent	COLLINS			FRANKLIN			HALL			ORDIONE			SIMMONS			TRUVILLION		
	Att	Yds	TD	Att	Yds	TD	Att	Yds	TD	Att	Yds	TD	Att	Yds	TD	Att	Yds	TD
Fresno State	0	0	0	0	0	0	5	-14	0	0	0	0	2	1	0	15	68	1
Colorado	0	0	0	10	41	1	4	-24	0	0	0	0	4	15	1	5	10	0
Arizona State	0	0	0	2	9	0	7	-19	0	0	0	0	0	0	0	24	73	0
Idaho	0	0	0	9	57	0	3	-10	0	0	0	0	0	0	0	10	32	0
UCLA	11	47	0	12	69	0	4	-29	0	0	0	0	1	8	0	0	0	0
Utah	0	0	0	12	67	0	6	7	0	2	1	1	0	0	0	19	41	0
Wyoming	3	10	0	5	14	0	8	20	0	0	0	0	0	0	0	12	40	0
UNLV	31	106	1	0	0	0	9	34	0	0	0	0	1	1	0	2	15	0
Brigham Young	15	49	0	0	0	0	11	-30	0	0	0	0	2	-1	0	0	0	0
New Mexico																		
Colorado State																		
Air Force																		
Hawai'i																		
TOTALS	60	212	1	50	275	1	57	-65	0	2	1	1	10	24	1	87	279	1

► Passing, Individual Game-By-Game

Opponent	HALL			SHERIFF			TOLVER			CALISTE		
	A-C-I	Yds	TD	A-C-I	Yds	TD	A-C-I	Yds	TD	A-C-I	Yds	TD
Fresno State	37-25-1	240	1									
Colorado	59-39-0	359	0									
Arizona State	60-32-1	516	3				1-0-0	0	0			
Idaho	49-29-0	506	5									
UCLA	34-16-2	183	1	6-2-0	25	0						
Utah	39-26-1	294	2	0-0-0	0	0						
Wyoming	33-22-1	335	1									
UNLV	45-28-1	319	2						1-0-0	0	0	
Brigham Young	46-26-1	228	1									
New Mexico												
Colorado State												
Air Force												
Hawai'i												
TOTALS	402-243-8	2980	16	6-2-0	25	0	1-0-0	0	0	1-0-0	0	0

► Receiving, Individual Game-By-Game

Opponent	DAVENPORT			FRANKLIN			ORTIZ			PENMAN			OSGOOD		
	No	Yds	TD	No	Yds	TD	No	Yds	TD	No	Yds	TD	No	Yds	TD
Fresno State	3	12	0	0	0	0		DNP		1	1	0	9	58	0
Colorado	9	60	0	2	-2	0	3	19	0		DNP		14	178	0
Arizona State	5	40	1	0	0	0	0	0	0	0	0	0	10	158	1
Idaho	3	19	0	1	11	0	2	36	1	0	0	0	6	178	1
UCLA	3	30	0	1	-1	0	1	4	0	0	0	0	10	145	1
Utah	0	0	0	0	0	0	0	0	0	2	15	0	8	94	1
Wyoming	1	6	0	8	75	0	1	15	0	0	0	0	3	73	1
UNLV	9	73	0	0	0	0	1	13	0	2	29	0	5	40	0
Brigham Young	4	22	0	0	0	0	3	19	0	0	0	0	12	138	0
New Mexico															
Colorado State															
Air Force															
Hawai'i															
TOTALS	37	262	1	12	83	0	11	106	1	5	45	0	77	1062	5

► Receiving, Individual Game-By-Game

Opponent	THOMPSON			TOLVER			TRUVILLION		
	No	Yds	TD	No	Yds	TD	No	Yds	TD
Fresno State	1	11	0	10	158	1	1	0	0
Colorado	2	22	0	8	79	0	1	3	0
Arizona State	0	0	0	12	296	1	5	22	0
Idaho	1	50	0	14	184	3	2	28	0
UCLA	0	0	0	3	30	0	0	0	0
Utah	0	0	0	16	185	1	0	0	0
Wyoming	0	0	0	7	133	0	1	10	0
UNLV	0	0	0	9	151	2	0	0	0
Brigham Young	0	0	0	4	30	1	0	0	0
New Mexico									
Colorado State									
Air Force									
Hawai'i									
TOTALS	4	83	0	83	1246	9	10	63	0

► Defensive, Individual Game-By-Game

Opponent	ALLEN				ARNOLD			CALISTE			CONERLY			DEAN			ELIMIMIAN							
	U	A	TT	Other	U	A	TT	Other	U	A	TT	Other	U	A	TT	Other	U	A	TT	Other				
Fresno State	1	0	1	-	DNP				1	0	1	-	1	0	1	-	2	3	5	TFL: 1-3	0	1	1	-
Colorado	DNP				8	0	8	TFL: 2-4	0	1	1	-	1	0	1	-	4	0	4	-	0	0	0	-
Arizona State	0	1	1	-	1	1	2	TFL: 1-1	2	0	2	-	0	0	0	-	1	0	1	FR	0	0	0	-
Idaho	0	0	0	-	2	0	2	TFL: 2-9	2	0	2	-	1	1	2	-	4	3	7	TFL: 1-1	0	1	1	-
UCLA	1	1	2	-	2	0	2	TFL: 1-12	0	0	0	-	0	0	0	-	3	1	4	-	0	0	0	-
Utah	2	0	2	TFL: 1-1	1	0	1	-	0	0	0	-	0	0	0	-	3	1	4	TFL: 1-2	1	1	2	-
Wyoming	0	3	3	-	1	1	2	-	0	0	0	-	0	0	0	-	5	1	6	PD: 2	0	0	0	-
UNLV	0	0	0	PBU	5	0	5	TFL: 2-13	0	0	0	-	0	1	1	-	5	1	6	-	0	0	0	-
Brigham Young	1	0	1	-	2	1	3	TFL: 2-1	0	0	0	-	1	0	1	-	7	1	8	FF	0	0	0	-
New Mexico																								
Colorado State																								
Air Force																								
Hawai'i																								

Opponent	FARWELL				FOLI			GBAJA-BIAMILA			IATA			LARSEN			LOBEL							
	U	A	TT	Other	U	A	TT	Other	U	A	TT	Other	U	A	TT	Other	U	A	TT	Other				
Fresno State	2	0	2	FF	DNP				4	1	5	TFL: 1-2	0	1	1	-	4	0	4	PBU	3	1	4	SK: 1-7
Colorado	3	3	6	-	2	4	6	-	1	1	2	SK: 1-5	0	2	2	-	5	1	6	SK: 1-12	1	1	2	-
Arizona State	3	3	6	FR	3	0	3	-	0	2	2	-	0	1	1	TFL: 1-1	4	0	4	-	1	0	1	-
Idaho	2	3	5	TFL: 1-4	2	1	3	-	1	3	4	TFL: 1-3	0	0	0	-	2	1	3	PBU: 2	0	1	1	-
UCLA	4	4	8	TFL: 2-7	0	0	0	-	2	3	5	SK: 1-3	0	0	0	-	3	4	7	TFL: 1-7	3	2	5	-
Utah	2	0	2	TFL: 1-7	0	0	0	-	1	0	1	TFL: 1-4	0	0	0	-	2	1	3	TFL: 1-5	1	0	1	TFL: 1-3
Wyoming	2	4	6	TFL: 1-1	2	0	2	-	3	2	5	-	0	0	0	-	1	1	2	-	3	1	4	-
UNLV	3	0	3	FF	2	0	2	-	2	0	2	SK: 1-5	0	0	0	-	3	1	4	TFL: 1-5	1	0	1	-
Brigham Young	2	2	4	FF	0	1	1	-	3	1	4	TFL: 1-1	0	0	0	-	1	1	2	PBU	0	1	1	TFL: 1-1
New Mexico																								
Colorado State																								
Air Force																								
Hawai'i																								

Opponent	MCCOY				MCCUTCHEON			MILLER			MORRISON			RAGER			RITTER							
	U	A	TT	Other	U	A	TT	Other	U	A	TT	Other	U	A	TT	Other	U	A	TT	Other				
Fresno State	2	2	4	-	DNP				4	0	4	SK: 1-3	4	2	6	TFL: 2-6	1	0	1	-	2	1	3	SK: 1-8
Colorado	5	4	9	-	0	0	0	-	0	2	2	-	5	2	7	QBH	1	1	2	-	DNP			
Arizona State	0	0	0	-	0	1	1	-	1	2	3	TFL: 1-1	5	1	6	TFL: 2-5	0	0	0	-	0	2	2	-
Idaho	1	3	4	FR	1	0	1	-	1	1	2	-	3	6	9	-	1	0	1	TFL: 1-3	0	2	2	-
UCLA	4	2	6	-	1	0	1	-	1	1	2	-	6	2	8	-	1	0	1	-	3	4	7	SK: 1-2
Utah	3	1	4	TFL: 2-2	0	0	0	-	0	0	0	-	3	2	5	INT: 1-22	1	0	1	-	1	1	2	-
Wyoming	5	3	8	TFL: 1-4	0	0	0	-	1	1	2	TFL: 1-0	3	3	6	INT: 1-34td	1	0	1	-	3	4	7	TFL: 1-1
UNLV	0	0	0	-	2	0	2	-	1	1	2	TFL: 1-3	1	1	2	-	1	0	1	SK: 1-5	3	1	4	TFL: 1-5
Brigham Young	1	2	3	-	0	0	0	-	1	2	3	FR	8	5	13	INT, SAK	1	1	2	TFL: 1-7	1	1	2	-
New Mexico																								
Colorado State																								
Air Force																								
Hawai'i																								

Opponent	SHARPE				SHOATE			SIMMONS			TRICKEY			TOLVER			UNDERWOOD							
	U	A	TT	Other	U	A	TT	Other	U	A	TT	Other	U	A	TT	Other	U	A	TT	Other				
Fresno State	5	2	7	PBU	2	2	4	-	1	0	1	-	3	2	5	-	1	0	1	-	2	4	6	TFL: 1-1
Colorado	3	1	4	PBU	4	5	9	-	0	0	0	-	3	6	9	TFL: 1-2	0	0	0	-	2	5	7	INT: 1-1
Arizona State	5	0	5	FF, 2 PBU	3	0	3	PBU	1	2	3	-	3	0	3	TFL: 1-3	0	0	0	-	2	1	3	-
Idaho	2	0	2	-	4	0	4	-	0	1	1	-	5	4	9	FF, SK	0	0	0	-	1	2	3	-
UCLA	0	2	2	-	3	1	4	PBU	0	0	0	-	2	1	3	SAK: 1-7	0	0	0	-	4	0	4	-
Utah	9	1	10	INT: 2-37	5	1	6	INT, 3 PBU	0	0	0	-	3	0	3	PBU	0	0	0	-	5	2	7	-
Wyoming	5	4	9	PBU	5	2	7	PBU, BFG	0	0	0	-	2	2	4	-	0	0	0	-	1	3	4	PBU
UNLV	5	1	6	2 PBU	2	0	2	4 PBU	0	0	0	-	3	0	3	-	0	0	0	-	3	0	3	PBU
Brigham Young	0	1	1	-	3	1	4	PBU	0	0	0	-	2	1	3	-	0	0	0	-	3	4	7	INT; PBU
New Mexico																								
Colorado State																								
Air Force																								
Hawai'i																								

