



# SAN DIEGO STATE WOMEN'S BASKETBALL

## 2017-18 GAME NOTES

Jim Solien, Assistant Media Relations Director (Interim Contact) • E-Mail: jsolien@mail.sdsu.edu • Office: 619-594-5547

### 2017-18 SCHEDULE

Date	Opponent	Time
Nov. 3	Cal State LA (exh.)	W, 71-50
Nov. 10	Presbyterian	W, 77-50
Nov. 14	CSUN	W, 58-55
Nov. 18	Cal State Fullerton	W, 59-58

#### Junkanoo Jam (Bimini, Bahamas)

Nov. 24	vs. Central Michigan	L-ot, 76-85
Nov. 25	vs. Tulane	L, 46-80

Nov. 29	San Diego	W, 77-76
Dec. 3	at Arizona	W, 78-67
Dec. 8	UC Irvine	L, 65-67
Dec. 10	Hope International	W, 92-68
Dec. 14	Santa Clara	6:30 p.m.
Dec. 22	at UC Santa Barbara	7 p.m.
Dec. 28	Wyoming*	6:30 p.m.
Dec. 30	at Utah State*	2 p.m.
Jan. 3	Colorado State*	6:30 p.m.
Jan. 10	at San José State*	7 p.m.
Jan. 13	Boise State*	1 p.m.
Jan. 17	at Fresno State*	7 p.m.
Jan. 20	New Mexico*	1 p.m.
Jan. 24	at Colorado State*	7 p.m.
Jan. 27	UNLV*	1 p.m.
Feb. 3	at Air Force*	1 p.m.
Feb. 7	Fresno State*	Noon
Feb. 10	Nevada*	1 p.m.
Feb. 14	at Wyoming*	6:30 p.m.
Feb. 17	at UNLV*	3 p.m.
Feb. 21	Air Force*	6:30 p.m.
Feb. 24	San José State*	1 p.m.
Feb. 27	at Boise State*	7 p.m.
March 2	at Nevada*	2 p.m.

#### Mountain West Championship (Las Vegas, Nev.)

March 5-9	MW Championship	TBA
-----------	-----------------	-----

All times local to site | Home games in **Bold** at Viejas Arena  
\* = Mountain West game

### GAME 10 | VS. SANTA CLARA (THURSDAY, DEC. 14) | STEVE FISHER COURT | SAN DIEGO, CALIF.

LIVE MEDIA: Streaming video via the Mountain West Network/Stadium on GoAztecs.com



**SAN DIEGO STATE**  
2017-18 Record: 6-3 (0-0 MW)  
Head Coach: Stacie Terry  
Fifth Year at SDSU/Fifth overall



**SANTA CLARA**  
2017-18 Record: 3-5 (0-0 WCC)  
Head Coach: Bill Carr  
Second Year at Santa Clara

#### TOP PERFORMERS

Scoring	McKynzie Fort - 17.3
Rebounding	McKynzie Fort/Khalia Lark - 5.1
Assists	Geena Gomez - 5.0

#### TOP PERFORMERS

Scoring	Ashlyn Herlihy - 11.5
Rebounding	Morgan McGwire - 7.6
Assists	Kyla Martin - 5.3

- San Diego State puts the finishing touches on its three-game homestand this week when it battles Santa Clara on Thursday, Dec. 14, at Steve Fisher Court. Opening tip is slated for 6:30 p.m. PT.
- In addition to live stats, the Aztecs-Broncos clash will feature streaming video via the Mountain West Network/Stadium on GoAztecs.com, with SDSU alumnus Chris Ello calling the action courtside.
- The Aztecs split two games on The Mesa last week, falling to UC Irvine in a 67-65 heartbreaker before rebounding with a big 92-68 triumph over Hope International.
- Against the Anteaters on Friday, SDSU held a 58-49 lead with 7:12 remaining, but UCI closed with an 18-7 run, hitting two of four free throws in the final 2.6 seconds to eke out the victory.
- In Sunday's conquest of the Royals, the Aztecs received a superlative performance from freshman Te'a Adams, who posted career highs of 20 points, eight rebounds, seven assists and four steals to lead all players. In addition, fellow classmate Najé Murray (16 pts.) and senior Khalia Lark (14 pts.) produced season-best scoring totals, while seniors Geena Gomez (10 pts.) and Cheyenne Greenhouse (10 pts.) reached double figures as well.
- As a team, SDSU recorded its best field-goal percentage of the season thus far (.535) after connecting on 38 of 71 attempts from the floor, including a brisk 11-for-16 pace (.688) in the fourth quarter to put the game out of reach.
- As of Dec. 12, senior McKynzie Fort occupies the third spot in the MW with an average of 17.3 points per game and finds herself among the MW leaders field-goal percentage (7th, .490) and assists (T-10th, 3.5/gm). In addition, Lexy Thorderson ranks second and fourth in the conference, respectively in three-pointers made (3.1/gm) and three-point field-goal percentage (.459), while Geena Gomez landed in the third slot this week with 5.0 assists per game.
- The Aztecs have faced the Broncos on just two previous occasions, both in San Diego, posting a 65-48 victory in 1981, before dropping a narrow 70-68 decision in 2004.
- Thursday's clash marks the Scarlet and Black's second encounter with a West Coast Conference opponent this season after knocking off San Diego 77-76 at Steve Fisher Court on Nov. 29. The Aztecs are 77-67 all-time against WCC foes.

### SAN DIEGO STATE AZTECS (6-3, 0-0 MW)

No.	Name	Pos.	Ht.	Yr.	Exp.	PPG	RPG	APG	Individual Player Notes
0	Kennedi Villa	G	6-0	Fr.	HS	0.3	1.0	0.3	Has logged 13 minutes in three appearances this year vs. Presbyterian, Tulane and Hope Int'l.
1	Khalia Lark	G/F	6-0	Jr.	1L	5.7	5.1	0.9	Came up with game-clinching steal vs. USD ... Posted a season-high 14 points vs. Hope Int'l.
3	Jenay Bojorquez	G	5-6	Fr.	HS	2.6	1.4	0.6	Saw action in the first five games ... Notched a season-high six points vs. Tulane.
5	Te'a Adams	G	5-9	Fr.	HS	3.0	1.7	1.3	Career-high 20 pts vs. Hope Int'l ... Most points by SDSU freshman since Paris Johnson in 2008 (23).
10	Najé Murray	G	5-6	Fr.	HS	10.1	1.4	0.8	Has hit 11 of 18 treys over last four games (.611) ... Ranks 44th nationally with .457 clip on 3FGs.
11	Arantxa Gómez Ferrer	F	6-0	Jr.	2L	2.0	2.9	0.0	Chipped in a career-high eight points vs. USD ... Averaging 12.6 minutes in seven appearances.
13	Allison Brown	G	5-7	Sr.	SQ	0.0	1.0	0.0	Played a career-high 16 minutes in first appearance of the season vs. Hope Int'l, grabbing one rebound.
15	McKynzie Fort	G	5-9	Sr.	3L	17.3	5.1	3.5	MW Player of the Week on Dec. 4 ... Averaged 25.0 pts, 6.0 rebs, 5.0 assists vs. USD and Arizona.
20	Geena Gomez	G	5-8	Sr.	2L	8.6	3.0	5.0	Ranks 72nd nationally with 5.0 assists per game ... Dished out career-high 10 helpers vs. CSUN.
21	Abby Lowe	G	5-11	So.	1L	2.5	3.0	0.0	Has played a combined 20 minutes in two games ... Scored five points off the bench vs. Tulane.
22	Lexy Thorderson	G	6-0	Sr.	3L	10.6	3.1	0.4	Ranks 36th nationally with 28 triples overall, 37th in treys per game (3.11), 43rd in 3FG pct (.459).
23	Loli Gomez	G	5-10	Jr.	TR	0.0	0.0	0.3	Made SDSU debut vs. Central Michigan ... Dished out first assist as an Aztec vs. Hope Int'l.
24	Kiara Edwards	F	6-1	Fr.	HS	2.7	3.3	0.0	Tallied first collegiate field goal and grabbed season-high three rebounds vs. Tulane.
30	Cheyenne Greenhouse	G	5-11	Sr.	3L	3.6	2.8	1.3	Recorded season highs of 10 pts, 6 rebounds, 4 assists, 2 steals in just 16 minutes vs. Hope Int'l.
34	Baylee Vanderdoes	F	6-1	So.	1L	3.3	4.4	0.1	Came up huge with a career-high 3 blocks vs. USD ... Also logged a personal-best 13 rebounds vs. CMU.
40	Monique Terry	F	6-2	So.	1L	1.1	1.2	0.0	Has appeared in all nine games this season ... Logged a season-high 3 rebs off the bench vs. Arizona.
45	Naomi Ekwedike	F	6-6	So.	SQ	2.9	3.3	0.6	Averaging 8.9 minutes in seven games ... Tallied a season-high six points vs. UCI and Hope Int'l.

Head Coach: Stacie Terry (UT Arlington, 1998) | 54-77 (Fifth Season at SDSU/Fifth Overall)

Assistant Coaches: Jesse Clark (Pacific Union, 2003); Ciara Carl (Point Loma Nazarene, 2005); Nick Grant (Baylor, 2010)

Director of Basketball Operations: Jon Silver (UCLA, 2009) | Director of Player Personnel: Paris Johnson (San Diego State, 2011)

## SAN DIEGO STATE QUICK FACTS

### GENERAL INFORMATION

Location: San Diego, Calif., 92182  
 Founded: 1897  
 Enrollment: 33,726  
 Nickname: Aztecs  
 School Colors: Scarlet and Black  
 Affiliation: NCAA Division I  
 Conference: Mountain West  
 Home Arena (Capacity):  
 Steve Fisher Court at Viejas Arena (12,414)  
 President: Sally Roush  
 Director of Athletics: John David Wicker  
 Faculty Athletic Representative: Patrick Papin  
 Athletics Dept. Phone: 619-594-3019

### AZTEC BASKETBALL FACTS

First Year of Basketball: 1976-77  
 All-Time Record: 646-576 (.529) / 41 seasons  
 Postseason Appearances/NCAA Appearances: 12/9  
 Last Postseason Appearance: 2013--  
 Lost to BYU (69-58) in WNIT Second Round

### SDSU TEAM INFORMATION

2016-17 Record: 11-19 (.367)  
 2016-17 MW Record/Finish: 6-12/9th  
 2017 MW Tournament Record: 0-1  
 2017 Final NCAA RPI: 270  
 Letterwinners Returning/Lost: 9/2  
 Starters Returning/Lost: 4/2  
 Newcomers: 6

### AZTEC BASKETBALL STAFF

Head Coach: Stacie Terry  
 Alma Mater: UT Arlington, 1998  
 Career Record/Years: 53-76/Fifth Year  
 Record at SDSU: Same  
 Best Time to Call: Contact SID  
 Basketball Office Phone: 619-594-4095  
 Basketball Office Fax: 619-594-8057  
**Assistant Coaches:**  
 Jesse Clark, Fifth season at SDSU  
 Alma Mater: Pacific Union, 2003  
 Ciara Carl, Fifth season at SDSU  
 Alma Mater: Point Loma Nazarene, 2005  
 Nick Grant, Fourth season at SDSU  
 Alma Mater: Baylor, 2010  
 Director of Basketball Operations: Jon Silver  
 Second season at SDSU  
 Alma Mater: UCLA, 2009  
 Director of Player Personnel: Paris Johnson  
 Second season at SDSU  
 Alma Mater: San Diego State, 2009  
 Athletic Trainer: Queenie Soriano  
 Academic Advisor: Dr. Bre White  
 Strength and Conditioning: Eddie Padilla

### SDSU MEDIA RELATIONS

Interim Women's Basketball SID: Jim Solien  
 E-mail: jsolien@mail.sdsu.edu  
 Office Phone: 619-594-5547  
 Cell Phone: 619-341-9082

## Scouting the Broncos

- Santa Clara (3-5) snapped a two-game losing streak with a big 104-61 victory over Menlo College in its last outing on Dec. 10.
- The Broncos and Aztecs have faced one common opponent during their respective non-conference schedules thus far. SCU was dealt a 73-69 defeat at home by Cal State Fullerton in its season opener on Nov. 11, while SDSU used some late heroics to upend the Titans 59-58 at Steve Fisher Court the following week on Nov. 18.
- Conversely, the Broncos emerged triumphant at home over the Aztecs' next opponent UC Santa Barbara by a 68-63 count on Nov. 14. In addition, SCU has already locked horns with another Mountain West school this season, falling to Silicon Valley neighbor San José State in overtime 71-66 at home on Nov. 28.
- Individually, the Broncos boast three players with double-digit scoring averages, including freshman Ashlyn Herlihy (11.5 ppg), who has connected on a team-high 42.9 percent of her three-point field-goal attempts (12-28) off the bench, joining senior starters Kyla Martin (10.1 ppg) and Morgan McGwire (10.0 ppg).
  - McGwire also leads SCU in rebounds (7.6/gm), blocks (1.1/gm) and steals (2.5/gm), while Martin, a prep teammate of SDSU guard McKynzie Fort at Etiwanda High School, tops the squad in assists (5.3/gm).
- As a team, the Broncos rank third in the West Coast Conference on defense, allowing 63.0 points per game. However, SCU is last in the league on the other side of the ball, scoring just 60.4 points per contest while posting a .392 field-goal percentage. In addition, the Broncos are ninth in the WCC with a .273 clip from beyond the arc.
- Conversely, Santa Clara opponents are shooting .399 from the floor and .342 from three-point range, which rank fifth and ninth in the conference, respectively.
- Head coach Bill Carr is in his second season with the Bronco women's program after serving a five-year stint as the head coach of the men's basketball team at Point Loma Nazarene, where he guided the Sea Lions to 20 victories or more in three of those seasons. Prior to Point Loma, Carr spent four years as associate head coach with the men's program at the University of San Diego (2007-11) following a stretch as the men's head coach at UC San Diego (2004-07).

### Notes with a 'W'

An Aztec victory over Santa Clara on Thursday will mean:

- SDSU wins its second straight and improves to 7-3, matching the program's best 10-game stretch to start a season since the 2012-13 campaign.
- The Aztecs raise their home record to 6-1 on the year.
- SDSU moves to 44-22 in December games played since 2006.
- The Aztecs win their second straight against a WCC opponent, improving to 78-67 all-time against current members of that league.

### Rewind: Aztecs Defeat Hope International, 92-68

San Diego State returned to the win column on Dec. 10, after pulling away for a 92-68 victory over visiting Hope International at Steve Fisher Court.

With reigning Mountain West Player of the Week McKynzie Fort out resting an injury, freshman Te'a Adams picked up the scoring slack for the Aztecs (6-3), who had 10 players record at least one field goal on the afternoon.

## SANTA CLARA SERIES NOTES

### SANTA CLARA at SAN DIEGO STATE

Series tied 1-1

### • 2017-18 Comparative Stats

SCU		SDSU
3-5	Overall Record	6-3
0-0	League Record	0-0
.392	Field Goal Pct.	.404
.273	3-PT FG Pct.	.387
.692	Free Throw Pct.	.694
.399	Opp. FG Pct.	.405
.342	Opp. FT Pct.	.312
.688	Rebound Pct.	.685
33.6	Rebound Avg.	39.8
-0.2	Rebound Margin	+2.4
60.4	Points/Game	69.8
63.0	Pts. Allowed/Game	67.3

### • Series Numbers

Record at SDSU	1-1
Record at SCU	0-0
Record at Neutral	0-0
Most Points SDSU	68, 2004
Most Points SCU	70, 2004
Largest Margin SDSU	17, 1981
Largest Margin SCU	2, 2004
Longest SDSU Win Streak	1
Longest SCU Win Streak	1
Current Streak	SCU won 1

### • Series History

Date	Site	Result/Score
12-14-81	San Diego	W 65-48
1-6-04	San Diego	L 68-70

## AZTECS VS. WCC

Brigham Young	14	29
Gonzaga	3	0
Loyola Marymount	6	4
Pacific	6	5
Pepperdine	13	7
Portland	0	2
Saint Mary's	2	3
San Diego	29	12
San Francisco	3	4
Santa Clara	1	1
<b>Total</b>	<b>77</b>	<b>67</b>

## LAST GAME VS. HOPE INTERNATIONAL

### Hope Int'l at San Diego State Box Score (12-10-17)

HIU	FG	3FG	FT	REB	F	TP	A	T	B	S	MP
Nunes	0-4	0-1	2-2	2	0	2	2	1	0	2	21
Forel	5-12	0-2	3-5	5	3	13	1	2	0	1	31
Pihl	5-12	5-12	0-0	5	0	15	3	3	0	0	31
Pendergrass	3-7	2-4	2-2	4	2	10	5	4	0	3	27
Andaya	4-12	2-8	0-0	2	1	10	4	0	0	1	30
Obong	1-2	1-2	0-0	3	0	3	1	3	0	0	17
DeSimone	2-2	2-2	0-0	3	0	6	1	2	0	1	13
Dougan	1-3	0-1	0-0	1	1	2	1	2	0	1	13
Davis	3-8	0-0	1-2	3	1	7	0	0	0	1	17
TEAM				1							
<b>Totals</b>	<b>24-62</b>	<b>12-32</b>	<b>8-11</b>	<b>29</b>	<b>8</b>	<b>68</b>	<b>18</b>	<b>17</b>	<b>0</b>	<b>10</b>	<b>200</b>
Pct.	38.7	37.5	72.7								

SDSU	FG	3FG	FT	REB	F	TP	A	T	B	S	MP
Thorderson	2-7	2-6	0-0	4	0	6	1	0	1	1	20
Vanderdoes	1-3	0-0	0-0	2	0	2	0	0	0	2	7
Lark	5-9	4-7	0-0	4	0	14	1	0	0	0	18
Murray	6-11	4-7	0-0	2	2	16	4	4	0	1	26
Gomez, G.	3-7	1-3	3-3	1	1	10	4	0	0	0	19
Villa	0-0	0-0	0-0	1	0	0	0	0	0	0	6
Adams	9-13	2-4	0-0	8	0	20	7	1	0	4	22
Brown	0-2	0-2	0-0	1	1	0	0	3	1	0	16
Lowe	0-1	0-1	0-0	1	1	0	1	0	0	0	8
Gomez, L.	0-0	0-0	0-0	0	0	0	1	1	0	0	2
Edwards	3-5	0-1	0-0	5	0	6	0	3	0	0	15
Greenhouse	5-8	0-0	0-0	6	1	10	4	2	0	2	16
Terry	1-1	0-0	0-0	2	2	2	0	1	2	1	13
Ekwedike	3-4	0-0	0-0	3	2	6	2	1	0	0	12
TEAM				2							
<b>Totals</b>	<b>38-71</b>	<b>11-31</b>	<b>3-3</b>	<b>41</b>	<b>10</b>	<b>92</b>	<b>25</b>	<b>16</b>	<b>4</b>	<b>11</b>	<b>200</b>
Pct.	53.5	41.9	100.0								

Officials: Laura Rahe, Gabe Beechum, Kristyne Esparza

Technical fouls: None

Attendance: 588

Score by Periods	1st	2nd	3rd	4th	Total
Hope International	13	14	22	19	68
San Diego State	20	21	25	26	92

Adams logged a career-best 20 points on 9-for-13 shooting to go along with game highs of eight rebounds and seven assists, while fellow classmate Najé Murray chipped in a personal-best 16 points of her own, highlighted by a 4-for-7 effort from beyond the three-point arc.

Senior Khalia Lark matched Murray with a 4-7 clip on triples as well, finishing with a season-high 14 points, while fellow classmates Geena Gomez and Cheyenne Greenhouse also notched double figures with 10 points apiece as the Scarlet and Black reached the 90-point barrier for the first time since scoring 90 in a wild home loss to San José State last February.

As a team, SDSU recorded its best field-goal percentage of the season thus far (.535) after connecting on 38 of 71 attempts from the floor, including a brisk 11-for-16 pace (.688) in the fourth quarter to put the game out of reach.

The two sides combined for 25 three-pointers on the day, including a 13-for-31 (.419) performance by the Aztecs, while the Royals (10-1) finished with a 12-for-32 clip (.375) from long range. The Scarlet and Black's 13 treys marked a season high and its most since drilling 14 in an 87-68 home victory over UNLV last January.

SDSU found itself trailing 11-10 following a pair of free throws by Chyann Pendergrass at the 3:49 mark of the first quarter before fashioning an 18-2 blitz over the next seven minutes to vault in front for good.

Adams scored five points during the run, while Greenhouse added four to put the host school up 28-13 with 7:15 remaining in the second period. HIU twice cut the

deficit to single digits, including a 34-27 spread following a triple by Julia Pihl with 1:25 remaining in the quarter.

However, the Aztecs closed the half with a triple by Lark and consecutive layups by Adams, including one at the buzzer, to take a 41-27 lead into the locker room.

The Royals narrowed the gap to 49-41 after two foul shots by Emma Forel with 4:43 left in the third period, but could draw no closer. SDSU responded with a 17-8 run over the remainder of the quarter to seize the momentum. Adams and Gomez combined for 15 of those points during that stretch, as each player knocked down a triple.

With a 66-49 advantage firmly established at the outset of the fourth period, the Aztecs gave themselves some additional breathing room, increasing their lead to 25 points at 78-53 following a Greenhouse layup with 7:44 left in the game.

HIU had four players record double-digit scoring totals, including Pihl (15 pts.), who nailed five three-pointers, followed by Forel (13 pts.), Pendergrass (10 pts) and Nikki Andaya (10 pts.).

### Noting the Aztecs-Royals Game

- San Diego State's 92 points marked the team's highest scoring output since the 2014-15 season opener when it registered a wild 99-91 victory over Sacramento State at home.
- The Aztecs posted season highs of 38 field goals and a .535 shooting percentage.
- In addition, SDSU connected on a season-best 13 triples, marking its highest total since draining 14 treys in an 87-68 home victory over UNLV last season on Jan. 18, 2017.
- With their success from the floor, the Aztecs went to the free-throw line for a season-low three attempts (3-3).
- SDSU moved to 5-1 on the year when outscoring the opposition's bench (44-18).
- For the first time this season, the Aztecs had five players record double-digit scoring totals. The Scarlet and Black has had at least three players finish in double figures in four consecutive games.
- Te'a Adams' career-best 20 points marked the highest scoring total by an SDSU freshman since current Aztec director of player personnel Paris Johnson tallied 23 vs. Air Force on March 8, 2008.
- Najé Murray's career-high 16 points also marked the fourth game in a row and seventh time this season she has surpassed the double-digit scoring plateau.

## MOUNTAIN WEST STANDINGS

As of Dec. 13

	MW	Overall
New Mexico	0-0	11-0
Wyoming	0-0	7-3
San Diego State	0-0	6-3
Colorado State	0-0	6-3
Boise State	0-0	5-3
UNLV	0-0	5-3
Nevada	0-0	6-4
Fresno State	0-0	4-5
San José State	0-0	2-7
Utah State	0-0	2-7
Air Force	0-0	0-9

### UPCOMING MW SCHEDULE

Thursday, December 14

Santa Clara at SAN DIEGO STATE, 6:30 p.m. PT

Friday, December 15

Colorado at AIR FORCE, 7 p.m. MT

Saturday, December 16

NEW MEXICO at Oklahoma, 2 p.m. CT

Denver at UTAH STATE, 2 p.m. MT

UNLV at Stanford, 2 p.m. PT

Santa Clara at NEVADA, 2 p.m. PT

Sunday, December 17

Nebraska at SAN JOSÉ STATE, Noon PT

FRESNO STATE at San Francisco, 2 p.m. PT

Monday, December 18

Washington State at BOISE STATE, 7 p.m. MT

Utah at UTAH STATE, 7 p.m. MT

Prairie View A&M at COLORADO STATE, 7 p.m. MT

Wednesday, December 20

Weber State at FRESNO STATE, Noon PT

Louisville at AIR FORCE, 1 p.m. MT

Mississippi State at UNLV, 2:30 p.m. PT

CSU Bakersfield at BOISE STATE, 7 p.m. MT

Lamar at NEW MEXICO, 7 p.m. MT

Southern Oregon at SAN JOSÉ STATE, 7 p.m. PT

Thursday, December 21

Morgan State at COLORADO STATE, Noon MT

WYOMING at Duke, 7 p.m. ET

Saint Francis (Pa.) at BOISE STATE, 5:30 p.m. MT

Friday, December 22

SAN DIEGO STATE at UC Santa Barbara, 7 p.m. PT

Syracuse at UNLV, 2 p.m. PT

## SAN DIEGO STATE STREAKS

### Most Consecutive Starts

	Consecutive	Total
Lexy Thorderson	12	29
Geena Gomez*	9	30
Khalia Lark	9	19
Baylee Vanderdoes	3	12
Najé Murray	1	1
McKynzie Fort	0	93
Cheyenne Greenhouse	0	37
Arantxa Gómez Ferrer	0	13
Monique Terry	0	10

### Most Consecutive Games

	Consecutive	Total
Geena Gomez*	68	68
Cheyenne Greenhouse	37	101
Lexy Thorderson	37	98
Khalia Lark*	30	59
Baylee Vanderdoes	20	31
Monique Terry	13	37
Te'a Adams	9	9
Najé Murray	9	9
Naomi Ekwedike	2	16
Abby Lowe	1	17
Allison Brown	1	26
Loli Gomez	1	3
Kiara Edwards	1	3
Kennedi Villa	1	3
McKynzie Fort	0	100
Arantxa Gómez Ferrer -	0	53
Jenay Bojorquez	0	5

### Most Consecutive Games With A Point^

	Consecutive	Total
McKynzie Fort	100	100
Lexy Thorderson	33	74
Geena Gomez	16	53
Cheyenne Greenhouse	13	83
Najé Murray	4	7
Khalia Lark*	3	26
Naomi Ekwedike	2	8
Te'a Adams	2	7
Baylee Vanderdoes	1	27
Monique Terry	1	24
Arantxa Gómez Ferrer	0	27
Abby Lowe	0	7
Allison Brown	0	6
Kennedi Villa	0	1
Loli Gomez	0	0

\*SDSU totals only; ^must have played in the game

## @AZTECWBB TOP 75 IN THE NATION

Category	Team Value	Rank
3-Point Field Goals Per Game	9.3	18
3-Point Field Goals Made	84	23
3-Point Field Goal Percentage	38.7	28

Category	Lexy Thorderson Value	Rank
3-Point Field Goals Made	28	36
3-Point Field Goals Per Game	3.11	37
3-Point Field Goals Percentage	45.9	43

Category	Najé Murray Value	Rank
3-Point Field Goals Percentage	45.7	44

Category	Geena Gomez Value	Rank
Assists Per Game	5.0	72

- With her 4-for-7 performance from beyond the arc, Murray has also converted 11 of her last 18 three-point field-goal attempts (.611) over the last four games.
- Not to be outdone, Khalia Lark established a personal best with four treys en route to a season-high 14 points.
- Lexy Thorderson (2-6) extended her streak of making at least one three-pointer to 10 straight games. Since the beginning of the 2016-17 campaign, she has recorded at least one triple in 34 of her last 38 appearances.
- McKynzie Fort had her streak of consecutive starts snapped at 93 games, as well as her string of 100 straight appearances.

### Good Omen?

- For the first time since the 2011-12 campaign and the 10th time in program history, SDSU won its first three games to open a season.
- After starting the year 3-0, San Diego State has advanced to a postseason tournament or the MW Championship game all but one season (1981-82).
- In seven of the nine seasons in which the Aztecs won their first three games of the year, San Diego State won 20-or-more games.
- After defeating Hope International last Sunday, the Aztecs improved to 6-3 on the year.
- Since the 1983-84 campaign, SDSU has won at least six of its first nine games 13 times, earning a berth in the NCAA Tournament on six occasions while twice landing a spot in the WNIT.
- In each of those seasons, the Aztecs averaged 21.5 victories and captured a regular-season conference title four times.

### It's Raining Threes

- A year removed from a historic season of shooting beyond the arc, San Diego State has kept up the trend, ranking second in the Mountain West and 18th nationally in 3-point field goals made per game (9.3).
- In addition, the Scarlet and Black is 23rd in the country entering the week with 84 triples made overall and ranks 28th with a 38.7 percent clip from beyond the arc.
- As of Dec. 12, Lexy Thorderson occupies the second spot in the conference in three-pointers made (28) and triples per game (3.11), which rank 36th and 37th in the country, respectively. She also landed in the fourth position this week in the MW with a 45.9 three-point field-goal percentage, good for 43rd in the nation.
- Buoyed by her 6-for-10 effort from three-point range over the last two games, Najé Murray moved up to fifth in the league with a 45.7 percent clip for the season, which ranks 44th in the country right behind her teammate Thorderson.

### Fort Named Mountain West Player of the Week

- For the third time in her career McKynzie Fort was tabbed MW Player of the Week on Dec. 4, after leading SDSU to victories over the University of San Diego and Arizona.
- In those two triumphs, Fort averaged 25.0 points, 6.0 rebounds and 5.0 assists while shooting a combined 60.7 percent from the field (17-28) and 78.9 percent from the free-throw line (15-19).
- Against USD at home on Nov. 29, Fort led all players with 24 points on 10-for-16 shooting (62.5 percent), including the game-winning layup with eight seconds remaining to help the Aztecs snap a four-game losing streak against the Toreros in a dramatic 77-76 triumph. She also dished out a career-high eight assists in that contest and grabbed a team-best six rebounds.

- Fort continued her stellar play at Arizona on Dec. 3, pouring in a game-high 26 points to go with six rebounds and two assists. The SDSU guard shot 58.3 percent from the floor (7-12) and tied her personal-best with an 11 free throws in 13 attempts.

- With the Aztecs nursing a slim 69-67 lead late in the fourth quarter, Fort came up huge down the stretch, sinking seven of eight free throws to help seal the win while contributing to a defense that held the Wildcats scoreless over the final 3:05 of the game.

### What a Debut!

- San Diego State's 2017-18 season opener against Presbyterian was one of the ages, as the Aztecs toppled the Blue Hose, 77-50.
- The 27-point win was SDSU's largest margin of victory since a 60-25 home win against San Diego Christian on Dec. 21, 2015.
- The 27-point win was the greatest season-opening win since the 2011-12 Aztecs opened their campaign at home with an 86-43 victory over Arkansas-

## SDSU CAREER SCORING LIST

1.	Judy Porter	(1980-83)	2,318
2.	Falisha Wright	(1992-95)	1,733
3.	Paris Johnson	(2008-11)	1,598
4.	Jené Morris	(2008-10)	1,499
5.	Courtney Clements	(2011-13)	1,495
6.	Chana Perry	(1988-89)	1,445
7.	Jessica Haynes	(1986-88)	1,395
8.	<b>McKynzie Fort</b>	<b>(2015-)</b>	<b>1,371</b>
9.	Quenese Davis	(2007-10)	1,370
10.	Michelle Suman	(1992-95)	1,341
11.	Brooke Meadows	(1986-89)	1,310
12.	Jamey Cox	(2000-03)	1,275
13.	Marsha Overton	(1980-83)	1,273
14.	Tina Hutchinson	(1984-85)	1,256
15.	Christina Murguia	(1992-95)	1,237

Pine Bluff.

- The 50 points scored against the Aztecs was the fewest allowed in a season opener since that win.
- SDSU's 12 long balls were the most in a campaign opener since at least the 1998-99 season.
- SDSU's 77 points in a first game was the most since the team scored 99 against Sacramento State to open the 2014-15 season.

### Making an Entrance

- Freshman Najé Murray made quite the impression in her first collegiate game, scoring 14 points in 13 minutes on the floor against Presbyterian.
- Murray was 4-for-7 from beyond the 3-point arc, drilling all four long balls in the fourth quarter and knocking down two in consecutive possessions.
- Murray's 14 points in her collegiate debut was the most by an Aztec since Aztec senior Cheyenne Greenhouse notched 19 points and 11 rebounds in a 99-91 win over Sacramento State to kick off the 2014-15 campaign.
- Two other freshmen, Jenay Bojorquez and Te'a Adams, also contributed in their first collegiate appearances, logging 19 and 17 minutes, respectively.
- Bojorquez, a point guard, grabbed three rebounds and served up a pair of assists with a steal while Adams also had a pair of assists and a steal to go alongside four points.

### Going Deep

- A hallmark of the 2017-18 Aztecs will be their depth. Against Presbyterian, SDSU's bench outscored the Blue Hose's bench, 39-5.
- Five Aztecs came off the bench to log 13 or more minutes: Najé Murray (13), Baylee Vanderdoes (16), Cheyenne Greenhouse (17), Te'a Adams (17) and Jenay Bojorquez (19).
- SDSU's reserves have outscored their opponents' six times this year, recording a 5-1 mark in those games.

### Fort-ifying the Aztecs' Offense

- Preseason all-MW honoree McKynzie Fort is making waves in her senior season, looking to climb her way to the top five in the Aztecs' all-time scoring list.
- With an average of 17.3 points through SDSU's first eight games, she currently boasts 1,371 career points, which ranks eighth on the school's all-time charts. She needs just 25 points to surpass Jessica Haynes for seventh place in program history.
- During the 2016-17 season, Fort became just the fourth Aztec to land a spot on an all-Mountain West team each of her first three seasons at San Diego State after collecting an all-Mountain West first-team nod last year.
- The only Aztec to start all 30 games, Fort finished the year in the league rankings: second in points per game (15.9), ninth in free throw percentage (.784), 11th in field goal percentage (.436), 12th in minutes played per game (31.9) and 13th in assists per game (2.5).
- The Fontana, Calif., native was 116-for-148 from the free-throw line, tied for the eighth-most made in SDSU single-season history.
- Fort reached the career 1,000-point mark at San José State (1-11-17), the 21st Aztec and eighth SDSU third-year to accomplish the feat, after notching season highs in points (29) and rebounds (11) for her second-career double-double.

### Captain, Captain, Captain

- The Aztecs' captains for the 2017-18 season are seniors McKynzie Fort, Geena Gomez and Lexy Thorderson.
- Fort, a three-year starter for the Aztecs, is a three-time all-MW selection and was named to the preseason all-MW team this season after spending much of the 2016-17 campaign atop most offensive categories.
- Gomez, a two-year letterwinner, is one of four returning starters for San Diego State. The catalyst behind the Aztecs' offense on the court, she shot at a .360 clip (36-for-100) from 3-point range last season, the league's sixth-best percentage.
- Three-time MW All-Academic Team honoree and three-year letterwinner Thorderson helped SDSU engineer the program's best 3-point shooting season last year and will be relied upon heavily from beyond the arc for her final campaign.

### Welcome Back!

- In addition to having six newcomers, including the nation's 23rd-ranked and the Mountain West's best incoming class, the 2017-18 Aztecs welcome back an impressive amount of offensive output from a year prior.
- Four starters from last year's team will once again don the Scarlet and Black: seniors McKynzie Fort, Geena Gomez, Lexy Thorderson and Khalia Lark.
- Five letterwinners from the 2016-17 squad are also expected to contribute this season: Arantxa Gómez Ferrer, Cheyenne Greenhouse, Abby Lowe, Monique Terry and Baylee Vanderdoes.

### MW PRESEASON POLL

Rk.	Team	Pts.
1.	Boise State (7)	221
2.	Wyoming (6)	216
3.	Colorado State (6)	211
4.	New Mexico (4)	186
5.	UNLV (2)	185
6.	Utah State	136
7.	Fresno State	117
8.	San Diego State	102
9.	San José State	61
10.	Nevada	60
11.	Air Force	29

*First-place votes in parentheses*

### MW PRESEASON HONORS

#### Preseason All-Mountain West Team

Shalen Shaw, Boise State  
 Candice White, Fresno State  
 Cherise Beynon, New Mexico  
 McKynzie Fort, San Diego State  
 Liv Roberts, Wyoming

#### Preseason Player of the Year

Cherise Beynon, New Mexico

#### Preseason Newcomers of the Year:

N'Dea Flye, New Mexico

#### Preseason Freshman of the Year

Tesha Buck, New Mexico

### SDSU IN THE MW POLL

Year	Pre.	Final
1999-2000	6th	6th
2000-01	7th	6th
2001-02	7th	7th
2002-03	7th	7th
2003-04	6th	7th
2004-05	7th	t-7th
2005-06	8th	9th
2006-07	7th	7th
2007-08	7th	t-5th
2008-09	2nd	2nd
2009-10	1st	t-3rd
2010-11	2nd	6th
2011-12	2nd	1st
2012-13	1st	1st
2013-14	3rd	t-6th
2014-15	7th	7th
2015-16	6th	t-8th
2016-17	7th	8th
2017-18	8th	--



## SDSU RECORD WHEN...

Playing at home .....	5-1
Playing on the road .....	1-0
Playing at a neutral site .....	0-2
Playing a night game (5 p.m. or later) .....	2-1
Playing a day game .....	4-2
Leading at halftime .....	6-2
Trailing at halftime .....	0-1
Tied at halftime .....	0-0
Leading with 5:00 left in regulation .....	5-2
Trailing with 5:00 left in regulation .....	1-1
Tied with 5:00 left .....	0-0
In overtime .....	0-1
Scoring less than 60 points .....	2-1
Scoring between 60-69 points .....	0-1
Scoring between 70-79 points .....	3-1
Scoring between 80-89 points .....	0-0
Scoring 90 or more points .....	1-0
Opponent scores less than 60 points .....	3-0
Opponent scores 60-69 points .....	2-1
Opponent scores 70-79 points .....	1-0
Opponent scores 80-89 points .....	0-2
Opponent scores 90 or more points .....	0-0
FG% .500 or better .....	2-0
FG% under .500 .....	4-3
FG% .400-.499 .....	2-1
FG% under .400 .....	2-2
Opponent FG% .500 or better .....	0-1
Opponent FG% under .500 .....	6-2
Opponent FG% .400-.499 .....	1-1
Opponent FG% under .400 .....	5-1
Better shooting % .....	4-1
Worse shooting % .....	2-2
More FG attempts .....	4-1
Fewer FG attempts .....	2-2
Same FG attempts .....	0-0
More FGs made .....	4-0
Fewer FGs made .....	2-3
Same FGs made .....	0-0
More FT attempts .....	2-2
Fewer FT attempts .....	4-1
Same FT attempts .....	0-0
More FTs made .....	3-2
Fewer FTs made .....	3-1
Same FTs made .....	0-0
More rebounds .....	4-1
Fewer rebounds .....	2-2
Same rebounds .....	0-0
More turnovers .....	2-2
Fewer turnovers .....	2-1
Same turnovers .....	2-0
More assists .....	3-1
Fewer assists .....	3-2
Same assists .....	0-0
More steals .....	3-2
Fewer steals .....	3-1
Same steals .....	0-0

## SDSU STREAKS

Last 5 games .....	3-2
Last 10 games .....	6-3
Longest winning streak .....	3
Longest losing streak .....	2
Current streak .....	Won 1

- Nearly 79 percent (78.9) of the team's scoring from last year returns, led by all-MW first-team pick McKynzie Fort, who single-handedly recorded almost one-fourth (24.9 percent) of SDSU's total points in 2016-17.

### Moral Support

- Stacie Terry's fourth season saw an increase in excitement surrounding the team, evidenced in home attendance. For the 2016-17 season, the Aztecs averaged 855 in attendance at the team's 14 home games, up from an average of 487 during the 2015-16 campaign (the previous high during the Terry era was for the 2014-15 season when SDSU averaged 604 fans per game). Against Michigan on Dec. 11, 2,632 fans were in attendance for the greatest showing since Jan. 24, 2009, when 2,792 were in Viejas Arena to see San Diego State play then-conference foe Brigham Young.

### History Made from Beyond the Arc

- With their 200 made long balls on a program-high 620 attempts, the 2016-17 Aztecs were the program's best 3-point shooting team.
- Since the statistic started being recorded in the program's record book during the 1987-88 campaign, SDSU's most made threes came in the 2012-13 season with 164 3-pointers.
- The 2016-17 Aztecs also sported the best 3-point percentage at .319 (204-639) in seven years. The single-season record is .404 (65-for-161) set during the 1991-92 season.
- Lexy Thorderson's 66 made 3-point field goals on 192 attempts were each fourth in SDSU history. She finished the year with the Mountain West's second-most made long balls, averaging 2.4 per game, and ranking 80th in the nation. In a single-game high, she drilled seven treys in a win against UNLV (1-18-17), tied for the third-most in SDSU history.
- Thorderson had five games last season with five-or-more treys: a career-high seven against UNLV, six versus Boise State and five against Nevada, San José State and at UNLV.
- San Diego State had its most success beyond the arc last season against San José State. In their road game against the Spartans, SDSU knocked down 12 3-pointers, its third straight game with 10-or-more threes, and, when hosting SJSU, drilled 13 long balls.
- In the Scarlet and Black's home game against San José State, the teams combined for 25 threes, the most in a MW game last season. It was just the third time the feat was accomplished during the 2016-17 campaign.
- Versus UNLV, the Scarlet and Black knocked down 14 3-pointers for a season high and its most since Feb. 10, 2005 in a 91-45 win over Utah Valley. In the game, Thorderson drilled a career-best seven treys.
- Against Boise State, SDSU knocked down 11 3-pointers, five of which came in the fourth quarter (its second-straight game with five-or-more treys in a quarter after getting six in the first quarter vs. Nevada) following its 10 treys made against the Wolf Pack.
- SDSU was the first team in the conference to score double-digit threes in three straight Mountain West games, the first time since at least the 1999-2000 season that the Aztecs had consecutive games with 10-or-more 3-pointers.

### The New Aztecs on the Block

- For the second consecutive year, San Diego State women's basketball head coach Stacie Terry has announced the signing of a nationally-ranked incoming class. Mallory Adams, Jayden Perez and Sophia Ramos comprise the nation's 57th-ranked class (according to Prospects Nation) and will join the Aztecs for the 2018-19 campaign.
- Adams, a 6-foot guard, is in her second season at Lone Star High School in Frisco, Texas. She is the 14th-ranked wing in the 2018 class, earning a 90 scouts grade and three stars from ESPN. She had a breakout season as a junior, her first at Lone Star High School. She garnered Texas Association of Basketball Coaches (TABC) and Texas Girls Coaches Association (TGCA) all-state, TABC all-region and District 13-5A Offensive MVP accolades after averaging 18.9 points and 9.0 rebounds en route to Lone Star's district championship. The District 9-5A MVP, TGCA all-state and TABC all-region honoree as a sophomore at Centennial (Frisco, Texas) High School, she was the 2015 District 9-5A Newcomer of the Year, recording 18 points and 10 boards per game as a freshman. Adams' older sister, McKenzie, is a junior guard on SMU's women's basketball team. Their father, Gary, played four years of football at Arkansas and their mother, Michelle, played volleyball at Missouri Southern State. Adams plays AAU for Cy-Fair EYBL. She piqued interest from a number of schools, including SMU, Kansas, Alabama, Tulsa, Houston, Michigan, Penn, Rice, New Mexico and Rutgers.
- Perez is a 5-8 guard competing for Onate High School in Las Cruces, N.M. She has an 89 scouts grade and three stars from ESPN as the 73rd-ranked point guard in her class. Perez enters her senior year with 1,586 career points. As a junior last season, she averaged nearly 20 points, 5.8 rebounds, 2.7 assists and 1.7 steals. Selected to the 2017 All-U.S.A. New Mexico Girls Basketball Team, she led Onate to the Class 6A state tournament, earning Class 6A all-state second-team honors along the way. Perez played her freshman and sophomore seasons at Las Cruces High, capturing District 3-6A Player of the Year and Class 6A all-state second-team honors each year. Perez plays AAU for Team Fusion in El Paso, Texas, under head coach Lee Williams. A

4.0 student, she is ranked seventh in her class while also competing for Onate's volleyball team last season. She also had offers from New Mexico and Abilene Christian.

• Ramos, a 5-9 guard, is playing in her fourth season at Incarnate Word High School in San Antonio, Texas. She has four stars from Prospects Nation and is No. 87 at the guard position with three stars and an 88 scouts grade from ESPN. A three-time Texas Association of Private and Parochial Schools (TAPPS) All-State and All-District first-team pick, she was also a TAPPS Academic All-State honoree as a junior. Last season, Ramos averaged 16.6 points, 8.2 rebounds, 4.2 assists and 2.9 steals per game, leading Incarnate Word to a 27-6 record. Reaching the 1,500-career point mark as a junior, she is a two-time Express News MVP for private schools. Ramos plays AAU for SA Finest and coach Ray Caldwell. The team won the Super 64 National Championship with a buzzer-beater in 2017.

### 2017-18 Media Information

All media requests for interviews with the coaching staff or student-athletes should be directed to Jim Solien at jsolien@mail.sdsu.edu. Please submit your requests with a minimum of 24 hours notice. During the season, head coach Stacie Terry and the players are generally available to meet with the media following each workout, as requested.

There will be no interviews on game days until postgame. The Aztec basketball team officially began practice in early October. All workouts will take place at the Jeff Jacobs JAM Center with a few exceptions. Media wishing to attend practice should contact the Aztec media relations department at least one day in advance. Media desiring to cover Aztec practices on campus can park in Parking Structure 7 and obtain a special parking permit from the SDSU athletic media relations office. Media parking via permit only will be provided for all home games in PS12, adjacent to Viejas Arena.

## ASSOCIATED PRESS POLL

(Week Six - Dec. 11)

Rk		Record	Pts
1	Connecticut (32)	8-0	800
2	Notre Dame	9-1	749
3	Louisville	11-0	736
4	South Carolina	9-1	685
5	Mississippi State	9-0	664
6	Baylor	8-1	625
7	Tennessee	10-0	620
8	Texas	7-1	593
9	Oregon	8-1	519
10	West Virginia	9-0	504
11	UCLA	7-2	459
12	Florida State	10-0	443
13	Ohio State	9-2	439
14	Duke	8-2	390
15	Maryland	9-2	354
16	Missouri	9-1	293
17	Oregon State	6-2	226
18	Stanford	5-4	221
19	Texas A&M	8-2	180
20	Villanova	9-0	177
21	Green Bay	8-1	147
22	South Florida	7-2	141
23	Michigan	8-2	116
24	California	7-2	98
25	Iowa	10-1	55

First-place votes in parentheses

**Others receiving votes:** Oklahoma State 54, New Mexico 39, Syracuse 22, Oklahoma 12, Arizona State 10, USC 8, Marquette 8, Kentucky 7, South Dakota State 3, Rutgers 1, Florida Gulf Coast 1, Ball State 1

## USA TODAY COACHES POLL

(Week Six - Dec. 11)

Rk		Record	Pts
1	Connecticut (32)	8-0	800
2	Notre Dame	9-1	745
3	Mississippi State	9-0	720
4	Louisville	11-0	719
5	South Carolina	9-1	681
6	Baylor	8-1	611
7	Tennessee	10-0	564
8	Texas	7-1	562
9	Oregon	8-1	544
10	Florida State	10-0	515
11	West Virginia	9-0	481
12	UCLA	7-2	445
13	Ohio State	9-2	442
14	Duke	8-2	372
15	Maryland	10-2	359
16	Missouri	9-1	279
17	Stanford	5-4	236
18	Oregon State	6-2	232
19	Villanova	9-0	202
20	South Florida	7-2	166
21	Michigan	8-2	155
22	Texas A&M	8-2	142
23	Syracuse	10-0	124
24	Green Bay	8-1	96
25	Iowa	10-1	55

First-place votes in parentheses

**Others receiving votes:** New Mexico 38, DePaul 21, California 19, Oklahoma State 18, Georgia Tech 14, Miami 9, Ole Miss 8, USC 6, Virginia Tech 5, Kentucky 4, Rice 4, South Dakota State 3, Florida Gulf Coast 2, Troy 1, Oklahoma 1

## PERSONNEL SUMMARY

## Returning Starters (3):

McKynzie Fort, Sr., G (14.3 ppg, 4.1 rpg, 31.9 mpg)  
 Geena Gomez, Sr., G (6.8 ppg, 3.2 rpg, 36 3FGs, 24.8 mpg)  
 Lexy Thorderson, Sr., G (9.5 ppg, 66 3FGs, 25.7 mpg)  
 Khalia Lark, Sr., G/F (25.9 mpg, 8.4 ppg, 6.1 rpg)

## Starters Lost (2):

Ariell Bostick, G (23.2 mpg, 4.2 rpg, 3.5 apg)  
 Kimberly Ellison, G (25.3 mpg, 9.2 ppg, 61 3FGs)

## Other Players Lost (1):

Aleiah Brandon, F

## Other Letterwinners Returning (5):

Arantxa Gómez Ferrer, Jr., F (0.6 ppg, 0.9 rpg)  
 Cheyenne Greenhouse, Sr., G (15.4 mpg, 4.2 ppg, 2.0 rpg)  
 Abby Lowe, So., G (15 gms, 1.2 ppg)  
 Monique Terry, So., F (12.3 mpg, 2.7 ppg, 2.0 rpg)  
 Baylee Vanderdoes, So., F (13.6 mpg, 3.9 ppg, 2.7 rpg)

## Other Players Returning (2):

Allison Brown, Sr., G (9 gms)  
 Naomi Ekwedike, So., C (9 gms)

## Newcomers (6):

Te'a Adams, Fr., G., 5-9, Kirkland, Wash.  
 Jenay Bojorquez, Fr., G, 5-6, Phoenix, Ariz.  
 Kiara Edwards, Fr., F, 6-1, Surprise, Ariz.  
 Loli Gomez, Jr., G., 5-8, Huntington Beach, Calif.  
 Najé Murray, Fr., G, 5-6, Stockton, Calif.  
 Kennedy Villa, Fr., G., 6-0, Oakland, Calif.

## ROSTER BREAKDOWN

## By Class

**Seniors (6):** Brown, Fort, G. Gomez, Greenhouse, Lark, Thorderson; **Juniors (2):** : A. Gómez Ferrer, L. Gomez;  
**Sophomore (4):** Ekwedike, Lowe, Terry, Vanderdoes;  
**Freshmen (5):** Adams, Bojorquez, Edwards, Murray, Villa

## By State/Country

**Arizona (2):** Bojorquez, Edwards; **California (9):** Brown, Fort, G. Gomez, L. Gomez, Greenhouse, Lark, Murray, Vanderdoes, Villa; **Colorado (1):** Thorderson; **Texas (1):** Terry; **Washington (1):** Adams; **Spain (1):** A. Gómez Ferrer; **England (1):** Lowe; **Nigeria (1):** Ekwedike

## By Position

**Centers (1):** Ekwedike; **Forwards (5):** A. Gómez Ferrer, Edwards, Lark, Terry, Vanderdoes; **Guards (12):** Adams, Bojorquez, Brown, Fort, G. Gomez, L. Gomez, Greenhouse, Lark, Lowe, Murray, Thorderson, Villa

## By Height

**6-6 (1):** Ekwedike; **6-2 (1):** Terry; **6-1 (2):** Edwards, Vanderdoes; **6-0 (4):** A. Gómez Ferrer, Lark, Thorderson, Villa; **5-11 (2):** Greenhouse, Lowe; **5-10 (1):** L. Gomez; **5-9 (2):** Adams, Fort; **5-8 (2):** G. Gomez; **5-7 (1):** Brown; **5-6 (2):** Bojorquez, Murray

## 2017-18 NUMERICAL ROSTER

No.	Name	Pos.	Ht.	Yr.	Exp.	Hometown (Previous School/High School)
0	Kennedi Villa	G	6-0	Fr.	HS	Oakland, Calif. (St. Mary's HS)
1	Khalia Lark	G/F	6-0	Sr.	1L	Irvine, Calif. (Washington/Mater Dei HS)
3	Jenay Bojorquez	G	5-6	Fr.	HS	Phoenix, Ariz. (Sierra Linda HS)
5	Te'a Adams	G	5-9	Fr.	HS	Kirkland, Wash. (Juanita HS)
10	Najé Murray	G	5-6	Fr.	HS	Stockton, Calif. (St. Mary's HS)
11	Arantxa Gómez Ferrer	F	6-0	Jr.	2L	Valencia, Spain (Parque Colegio Santa Ana HS)
13	Allison Brown	G	5-7	Sr.	SQ	Anaheim Hills, Calif. (Mater Dei HS)
15	McKynzie Fort	G	5-9	Sr.	3L	Fontana, Calif. (Etiwanda HS)
20	Geena Gomez	G	5-8	Sr.	2L	Huntington Beach, Calif. (Edison HS/St. Joseph's (Pa.))
21	Abby Lowe	G	5-11	So.	1L	Stockport, England (Barking Abbey Academy)
22	Lexy Thorderson	G	6-0	Sr.	3L	Castle Rock, Colo. (Rock Canyon HS)
23	Loli Gomez	G	5-8	Jr.	TR	Huntington Beach, Calif. (Edison HS/CSU San Bernardino)
24	Kiara Edwards	F	6-1	Fr.	HS	Surprise, Ariz. (Valley Vista HS)
30	Cheyenne Greenhouse	G	5-11	Sr.	3L	Riverside, Calif. (Canyon Springs HS)
34	Baylee Vanderdoes	F	6-1	So.	1L	Auburn, Calif. (Placer HS)
40	Monique Terry	F	6-2	So.	1L	San Antonio, Texas (Brennan HS)
45	Naomi Ekwedike	C	6-6	So.	SQ	Lagos, Nigeria (Potter's House Christian Academy (Fla.))

## 2017-18 ALPHABETICAL ROSTER

No.	Name	Pos.	Ht.	Yr.	Exp.	Hometown (Previous School/High School)
5	Te'a Adams	G	5-9	Fr.	HS	Kirkland, Wash. (Juanita HS)
3	Jenay Bojorquez	G	5-6	Fr.	HS	Phoenix, Ariz. (Sierra Linda HS)
13	Allison Brown	G	5-7	Sr.	SQ	Anaheim Hills, Calif. (Mater Dei HS)
24	Kiara Edwards	F	6-1	Fr.	HS	Surprise, Ariz. (Valley Vista HS)
45	Naomi Ekwedike	C	6-6	So.	SQ	Lagos, Nigeria (Potter's House Christian Academy (Fla.))
15	McKynzie Fort	G	5-9	Sr.	3L	Fontana, Calif. (Etiwanda HS)
20	Geena Gomez	G	5-8	Sr.	2L	Huntington Beach, Calif. (Edison HS/St. Joseph's (Pa.))
23	Loli Gomez	G	5-8	Jr.	TR	Huntington Beach, Calif. (Edison HS/CSU San Bernardino)
11	Arantxa Gómez Ferrer	F	6-0	Jr.	2L	Valencia, Spain (Parque Colegio Santa Ana HS)
30	Cheyenne Greenhouse	G	5-11	Sr.	3L	Riverside, Calif. (Canyon Springs HS)
1	Khalia Lark	G/F	6-0	Sr.	1L	Irvine, Calif. (Washington/Mater Dei HS)
21	Abby Lowe	G	5-11	So.	1L	Stockport, England (Barking Abbey Academy)
10	Najé Murray	G	5-6	Fr.	HS	Stockton, Calif. (St. Mary's HS)
40	Monique Terry	F	6-2	So.	1L	San Antonio, Texas (Brennan HS)
22	Lexy Thorderson	G	6-0	Sr.	3L	Castle Rock, Colo. (Rock Canyon HS)
34	Baylee Vanderdoes	F	6-1	So.	1L	Auburn, Calif. (Placer HS)
0	Kennedi Villa	G	6-0	Fr.	HS	Oakland, Calif. (St. Mary's HS)

**Head Coach:** Stacie Terry (UT Arlington, 1998), Fifth season at SDSU/Fifth overall

**Assistant Coach:** Jesse Clark (Pacific Union, 2003), Fifth season at SDSU

**Assistant Coach:** Ciara Carl (Point Loma Nazarene, 2005), Fifth season at SDSU

**Assistant Coach:** Nick Grant (Baylor, 2010), Fourth season at SDSU

**Director of Operations:** Jon Silver (UCLA, 2009), Second season at SDSU

**Director of Player Personnel:** Paris Johnson (San Diego State, 2011), Second season at SDSU

## 2017-18 PRONUNCIATION GUIDE

Jenay Bojorquez	Jen-AY bo-HOR-keh-z
Te'a Adams	TAY-uh
Naomi Ekwedike	nay-O-mee ECK-weh-DEE-kay
Arantxa Gómez Ferrer	uh-RON-cha fur-AIR
McKynzie Fort	ma-KEN-zee
Loli Gomez	LOW-lee
Najé Murray	Nah-ZHAY
Baylee Vanderdoes	VAN-der-doze
Kennedi Villa	VILL-uh
Ciara Carl	see-ARR-uh



CAREER HIGHS

Points  
1, vs. Presbyterian (11-10-17)

Rebounds  
2, vs. Tulane (11-25-17)

Assists  
1, vs. Presbyterian (11-10-17)

Steals  
N/A

Blocks  
N/A

Field Goals  
N/A

Field Goal Attempts  
N/A

3-Point Field Goals  
N/A

3-Point Field Goal Attempts  
N/A

Free Throws  
1, vs. Presbyterian (11-10-17)

Free Throw Attempts  
2, vs. Presbyterian (11-10-17)

MISC. CAREER STATS

Double-figure  
scoring games: 0

Double-figure  
rebounding games: 0



# #0 KENNEDI VILLA

Freshman • HS

6-0

Guard

Oakland, Calif.

St. Mary's HS

Opponent	Date	gs	min	Total		3-Pointers		Free throws		Rebounds				pf	a	t/o	blk	stl	pts	avg
				fg-fga	pct	3fg-fga	pct	ft-fta	pct	off	def	tot	avg							
PRESBYTERIAN	11-10-17	4	0-0	.000	0-0	.000	1-2	.500	0	0	0	0.0	0	1	0	0	0	1	1.0	
CSUN	11-14-17	dnp	-	-	-	-	-	-	-	-	-	-	-	-	-	-	-	-	-	
CAL STATE FULLERTON	11-18-17	dnp	-	-	-	-	-	-	-	-	-	-	-	-	-	-	-	-	-	
vs Central Michigan	11-24-17	dnp	-	-	-	-	-	-	-	-	-	-	-	-	-	-	-	-	-	
vs Tulane	11-25-17	3	0-0	.000	0-0	.000	0-0	.000	0	2	2	1.0	1	0	0	0	0	0	0.5	
SAN DIEGO	11-29-17	dnp	-	-	-	-	-	-	-	-	-	-	-	-	-	-	-	-	-	
at Arizona	12-03-17	dnp	-	-	-	-	-	-	-	-	-	-	-	-	-	-	-	-	-	
UC IRVINE	12-08-17	dnp	-	-	-	-	-	-	-	-	-	-	-	-	-	-	-	-	-	
HOPE INTERNATIONAL	12-10-17	6	0-0	.000	0-0	.000	0-0	.000	0	1	1	1.0	0	0	0	0	0	0	0.3	
Totals		0	13	0-0	.000	0-0	.000	1-2	.500	0	3	3	1.0	1	1	0	0	1	0.3	

Games played: 3  
Minutes/game: 4.3  
Points/game: 0.3  
FT Pct: 50.0

Rebounds/game: 1.0  
Assists/game: 0.3  
Assist/turnover ratio: 99.9

CAREER STATISTICS

Season	gp-gs	min/avg	Total		3-Point		F-Throws		Rebounds				Scoring							
			fg-fga	pct	fg-fga	pct	ft-fta	pct	off	def	tot	avg	pf	fo	ast	to	blk	stl	pts	avg
2017-18	3-0	13/4.3	0-0	.000	0-0	.000	1-2	.500	0	3	3	1.0	1	0	1	0	0	0	1	0.3
TOTAL	3-0	13/4.3	0-0	.000	0-0	.000	1-2	.500	0	3	3	1.0	1	0	1	0	0	0	1	0.3

CAREER HIGHS

**Points**  
22, vs. Nevada (1-4-17)

**Rebounds**  
12, Twice  
Last: at Colorado State (1-28-17)

**Assists**  
2, Eight times  
Last: at Arizona (12-3-17)

**Steals**  
4, vs. Air Force (1-25-17)

**Blocks**  
1, Twice  
Last: vs. CSUN (11-14-17)

**Field Goals**  
8, Twice,  
Last: vs. Air Force (1-25-17)

**Field Goal Attempts**  
19, vs. Air Force (1-25-17)

**3-Point Field Goals**  
4, vs. Hope International (12-10-17)

**3-Point Field Goal Attempts**  
8, vs. Fresno State (2-4-17)

**Free Throws**  
4, Twice, Last: vs. Seattle (12-4-14)\*

**Free Throw Attempts**  
6, Twice, Last: vs. Nevada (1-4-17)

MISC. CAREER STATS

Double-figure scoring games: 11

Double-figure rebounding games: 4

\* at Washington



# #1 KHALIA LARK

Senior • 1L

6-0

Guard/Forward

Irvine, Calif.

Univ. of Washington / Mater Dei High School

Opponent	Date	gs	min	Total		3-Pointers		Free throws			Rebounds				pf	a	t/o	blk	stl	pts	avg
				fg-fga	pct	3fg-fga	pct	ft-fa	pct	off	def	tot	avg								
PRESBYTERIAN	11-10-17	*	16	0-2	.000	0-1	.000	0-0	.000	1	3	4	4.0	1	1	3	1	1	0	0.0	
CSUN	11-14-17	*	31	4-10	.400	3-6	.500	2-2	1.000	1	8	9	6.5	1	1	4	1	3	13	6.5	
CAL STATE FULLERTON	11-18-17	*	30	1-10	.100	1-4	.250	0-0	.000	4	6	10	7.7	4	1	3	0	0	3	5.3	
vs Central Michigan	11-24-17	*	25	0-5	.000	0-3	.000	2-2	1.000	2	2	4	6.8	4	0	0	0	1	2	4.5	
vs Tulane	11-25-17	*	11	1-3	.333	0-1	.000	0-0	.000	0	1	1	5.6	0	1	3	0	1	2	4.0	
SAN DIEGO	11-29-17	*	23	0-4	.000	0-1	.000	0-2	.000	2	2	4	5.3	0	1	1	0	1	0	3.3	
at Arizona	12-03-17	*	29	2-6	.333	2-3	.667	1-2	.500	1	4	5	5.3	3	2	1	0	0	7	3.9	
UC IRVINE	12-08-17	*	29	4-7	.571	2-4	.500	0-0	.000	2	3	5	5.3	1	0	2	0	0	10	4.6	
HOPE INTERNATIONAL	12-10-17	*	18	5-9	.556	4-7	.571	0-0	.000	0	4	4	5.1	0	1	0	0	0	14	5.7	
Totals			9	212	17-56	.304	12-30	.400	5-8	.625	13	33	46	5.1	14	8	17	2	7	51	5.7

Games played: 9  
Minutes/game: 23.6  
Points/game: 5.7  
FG Pct: 30.4  
3FG Pct: 40.0  
FT Pct: 62.5

Rebounds/game: 5.1  
Assists/game: 0.9  
Turnovers/game: 1.9  
Assist/turnover ratio: 0.5  
Steals/game: 0.8  
Blocks/game: 0.2

CAREER STATISTICS

Season	gp-gs	min/avg	Total		3-Point		F-Throws		Rebounds				Scoring							
			fg-fga	pct	fg-fga	pct	ft-fa	pct	off	def	tot	avg	pf	fo	ast	to	blk	stl	pts	avg
2014-15*	23-0	198/8.6	17-39	.436	11-27	.407	11-14	.786	10	21	31	1.3	12	0	5	13	0	3	56	2.4
2015-16*	6-0	83/13.8	5-15	.333	2-7	.286	5-11	.455	2	11	13	2.2	3	0	2	7	0	1	17	2.8
2016-17	21-10	544/25.9	72-202	.356	20-81	.247	12-28	.429	39	90	129	6.1	46	0	23	44	1	12	176	8.4
2017-18	9-9	212/23.6	17-56	.304	12-30	.400	5-8	.625	13	33	46	5.1	14	0	8	17	2	7	51	5.7
TOTAL	30-19	756/25.2	89-258	.345	32-111	.288	17-36	.472	52	123	175	5.8	60	0	31	61	3	19	227	7.6
All*	59-19	1037/17.6	111-312	.356	45-145	.310	33-61	.541	64	155	219	3.7	75	0	38	81	3	23	300	5.1

CAREER HIGHS

Points  
6, vs. Tulane (11-25-17)

Rebounds  
3, vs. Presbyterian (11-10-17)

Assists  
2, vs. Presbyterian (11-10-17)

Steals  
1, Twice  
Last: vs. Tulane (11-25-17)

Blocks  
N/A

Field Goals  
2, vs. Tulane (11-25-17)

Field Goal Attempts  
5, vs. Tulane (11-25-17)

3-Point Field Goals  
1, vs. CSUN (11-14-17)

3-Point Field Goal Attempts  
1, vs. CSUN (11-14-17)

Free Throws  
2, vs. Tulane (11-25-17)

Free Throw Attempts  
3, vs. Tulane (11-25-17)

MISC. CAREER STATS

Double-figure  
scoring games: 0

Double-figure  
rebounding games: 0



# #3 JENAY BOJORQUEZ

Freshman • HS

5-6

Guard

Phoenix, Ariz.

Sierra Linda HS

Opponent	Date	gs	min	Total		3-Pointers		Free throws		Rebounds				pf	a	t/o	blk	stl	pts	avg
				fg-fga	pct	3fg-fga	pct	ft-fa	pct	off	def	tot	avg							
PRESBYTERIAN	11-10-17	19		0-2	.000	0-0	.000	0-0	.000	0	3	3	3.0	2	2	1	0	1	0	0.0
CSUN	11-14-17	7		1-3	.333	1-1	1.000	0-0	.000	0	1	1	2.0	3	0	0	0	0	3	1.5
CAL STATE FULLERTON	11-18-17	12		1-3	.333	0-0	.000	0-0	.000	0	1	1	1.7	1	0	2	0	0	2	1.7
vs Central Michigan	11-24-17	5		1-4	.250	0-0	.000	0-0	.000	0	0	0	1.3	0	0	0	0	0	2	1.8
vs Tulane	11-25-17	14		2-5	.400	0-0	.000	2-3	.667	1	1	2	1.4	1	1	3	0	1	6	2.6
SAN DIEGO	11-29-17	dnp		-	-	-	-	-	-	-	-	-	-	-	-	-	-	-	-	-
Totals		0	57	5-17	.294	1-1	1.000	2-3	.667	1	6	7	1.4	7	3	6	0	2	13	2.6

Games played: 5  
Minutes/game: 11.4  
Points/game: 2.6  
FG Pct: 29.4  
3FG Pct: 100.0  
FT Pct: 66.7

Rebounds/game: 1.4  
Assists/game: 0.6  
Turnovers/game: 1.2  
Assist/turnover ratio: 0.5  
Steals/game: 0.4

CAREER STATISTICS

Season	gp-gs	min/avg	Total		3-Point		F-Throws		Rebounds				Scoring							
			fg-fga	pct	fg-fga	pct	ft-fa	pct	off	def	tot	avg	pf	fo	ast	to	blk	stl	pts	avg
2017-18	5-0	57/11.4	5-17	.294	1-1	1.000	2-3	.667	1	6	7	1.4	7	0	3	6	0	2	13	2.6
TOTAL	5-0	57/11.4	5-17	.294	1-1	1.000	2-3	.667	1	6	7	1.4	7	0	3	6	0	2	13	2.6

CAREER HIGHS

Points  
20, vs. Hope International (12-10-17)

Rebounds  
8, vs. Hope International (12-10-17)

Assists  
7, vs. Hope International (12-10-17)

Steals  
4, vs. Hope International (12-10-17)

Blocks  
1, vs. CSUN (11-14-17)

Field Goals  
9, vs. Hope International (12-10-17)

Field Goal Attempts  
13, vs. Hope International (12-10-17)

3-Point Field Goals  
2, vs. Hope International (12-10-17)

3-Point Field Goal Attempts  
4, Twice,  
Last: vs. Hope Int'l (12-10-17)

Free Throws  
3, vs. San Diego (11-29-17)

Free Throw Attempts  
5, vs. San Diego (11-29-17)

MISC. CAREER STATS

Double-figure  
scoring games: 1

Double-figure  
rebounding games: 0



# #5 TE'A ADAMS

Freshman • HS

5-9

Guard

Kirkland, Wash.

Juanita HS

Opponent	Date	gs	min	Total		3-Pointers		Free throws		Rebounds				pf	a	t/o	blk	stl	pts	avg	
				fg-fga	pct	3fg-fga	pct	ft-fa	pct	off	def	tot	avg								
PRESBYTERIAN	11-10-17		17	2-7	.286	0-4	.000	0-0	.000	0	0	0	0.0	3	2	1	0	1	4	4.0	
CSUN	11-14-17		4	0-3	.000	0-2	.000	0-0	.000	0	0	0	0.0	0	0	1	1	0	0	2.0	
CAL STATE FULLERTON	11-18-17		8	1-5	.200	0-1	.000	0-0	.000	0	1	1	0.3	1	3	1	0	2	2	2.0	
vs Central Michigan	11-24-17		13	2-8	.250	0-3	.000	1-1	1.000	1	0	1	0.5	1	1	0	0	1	5	2.8	
vs Tulane	11-25-17		5	1-3	.333	1-1	1.000	2-4	.500	1	1	2	0.8	0	0	1	0	2	5	3.2	
SAN DIEGO	11-29-17		15	1-7	.143	0-1	.000	3-5	.600	0	4	4	1.3	1	2	2	0	1	5	3.5	
at Arizona	12-03-17		14	0-5	.000	0-3	.000	0-0	.000	2	2	4	1.7	1	1	2	0	0	0	3.0	
UC IRVINE	12-08-17		15	1-7	.143	0-2	.000	0-0	.000	1	2	3	1.9	1	2	1	0	1	2	2.9	
HOPE INTERNATIONAL	12-10-17		22	9-13	.692	2-4	.500	0-0	.000	0	8	8	2.6	0	7	1	0	4	20	4.8	
Totals			0	113	17-58	.293	3-21	.143	6-10	.600	5	18	23	2.6	8	18	10	1	12	43	4.8

Games played: 9  
Minutes/game: 12.6  
Points/game: 4.8  
FG Pct: 29.3  
3FG Pct: 14.3  
FT Pct: 60.0

Rebounds/game: 2.6  
Assists/game: 2.0  
Turnovers/game: 1.1  
Assist/turnover ratio: 1.8  
Steals/game: 1.3  
Blocks/game: 0.1

CAREER STATISTICS

Season	gp-gs	min/avg	Total		3-Point		F-Throws		Rebounds				Scoring							
			fg-fga	pct	fg-fga	pct	ft-fa	pct	off	def	tot	avg	pf	fo	ast	to	blk	stl	pts	avg
2017-18	9-0	113/12.6	17-58	.293	3-21	.143	6-10	.600	5	18	23	2.6	8	0	18	10	1	12	43	4.8
TOTAL	9-0	113/12.6	17-58	.293	3-21	.143	6-10	.600	5	18	23	2.6	8	0	18	10	1	12	43	4.8

CAREER HIGHS

Points  
16, vs. Hope International (12-10-17)

Rebounds  
4, vs. San Diego (11-29-17)

Assists  
4, vs. Hope International (12-10-17)

Steals  
1, Four times  
Last: vs. Hope Int'l (12-10-17)

Blocks  
N/A

Field Goals  
6, vs. Hope International (12-10-17)

Field Goal Attempts  
11, vs. Hope International (12-10-17)

3-Point Field Goals  
4, Twice,  
Last: vs. Hope Int'l (12-10-17)

3-Point Field Goal Attempts  
7, Three times,  
Last: vs. vs. Hope Int'l (12-10-17)

Free Throws  
6, vs. Central Michigan (11-24-17)

Free Throw Attempts  
6, vs. Central Michigan (11-24-17)

MISC. CAREER STATS

Double-figure  
scoring games: 7

Double-figure  
rebounding games: 0



# #10 NAJÉ MURRAY

Freshman • HS

5-6

Guard

Stockton, Calif.

St. Mary's High School

Opponent	Date	gs	min	Total		3-Pointers		Free throws		Rebounds				pf	a	t/o	blk	stl	pts	avg	
				fg-fga	pct	3fg-fga	pct	ft-fa	pct	off	def	tot	avg								
PRESBYTERIAN	11-10-17		13	5-9	.556	4-7	.571	0-0	.000	0	3	3	3.0	2	1	1	0	1	14	14.0	
CSUN	11-14-17		13	2-7	.286	1-5	.200	0-0	.000	0	0	0	1.5	0	0	1	0	0	5	9.5	
CAL STATE FULLERTON	11-18-17		16	4-6	.667	3-5	.600	0-0	.000	0	0	0	1.0	3	0	3	0	0	11	10.0	
vs Central Michigan	11-24-17		16	2-9	.222	2-7	.286	6-6	1.000	0	0	0	0.8	0	0	0	0	0	12	10.5	
vs Tulane	11-25-17		24	0-6	.000	0-4	.000	0-0	.000	0	2	2	1.0	3	0	1	0	0	0	8.4	
SAN DIEGO	11-29-17		13	3-8	.375	2-4	.500	2-2	1.000	1	3	4	1.5	2	1	1	0	1	10	8.7	
at Arizona	12-03-17		17	4-9	.444	3-4	.750	2-2	1.000	0	2	2	1.6	0	0	1	0	1	13	9.3	
UC IRVINE	12-08-17		13	4-6	.667	2-3	.667	0-0	.000	0	1	1	1.5	2	1	2	0	0	10	9.4	
HOPE INTERNATIONAL	12-10-17	*	26	6-11	.545	4-7	.571	0-0	.000	0	1	1	1.4	2	4	4	0	1	16	10.1	
Totals			1	151	30-71	.423	21-46	.457	10-10	1.000	1	12	13	1.4	14	7	14	0	4	91	10.1

Games played: 9  
Minutes/game: 16.8  
Points/game: 10.1  
FG Pct: 42.3  
3FG Pct: 45.7  
FT Pct: 100.0

Rebounds/game: 1.4  
Assists/game: 0.8  
Turnovers/game: 1.6  
Assist/turnover ratio: 0.5  
Steals/game: 0.4

CAREER STATISTICS

Season	gp-gs	min/avg	Total		3-Point		F-Throws		Rebounds				Scoring							
			fg-fga	pct	fg-fga	pct	ft-fa	pct	off	def	tot	avg	pf	fo	ast	to	blk	stl	pts	avg
2017-18	9-1	151/16.8	30-71	.423	21-46	.457	10-10	1.000	1	12	13	1.4	14	0	7	14	0	4	91	10.1
TOTAL	9-1	151/16.8	30-71	.423	21-46	.457	10-10	1.000	1	12	13	1.4	14	0	7	14	0	4	91	10.1

CAREER HIGHS

Points  
8, vs. San Diego (11-29-17)

Rebounds  
5, Four times  
Last: vs. CSUN (11-14-17)

Assists  
2, vs. Boise State (1-7-17)

Steals  
1, Eight times  
Last: vs. Colorado State (2-25-17)

Blocks  
2, Six times  
Last: vs. UC Irvine (12-8-17)

Field Goals  
4, vs. San Diego (11-29-17)

Field Goal Attempts  
6, vs. San Diego (11-29-17)

3-Point Field Goals  
N/A

3-Point Field Goal Attempts  
N/A

Free Throws  
2, Four times  
Last: vs. Utah State (2-15-17)

Free Throw Attempts  
4, Three times  
Last: at San Diego (11-17-16)

MISC. CAREER STATS

Double-figure  
scoring games: 0

Double-figure  
rebounding games: 0



# #11 ARANTXA GÓMEZ FERRER

Junior • 2L

6-0

Forward

Valencia, Spain

Parque Colegio Santa Ana High School / Ros Casares Valencia Club

Opponent	Date	gs	min	Total		3-Pointers		Free throws		Rebounds				pf	a	t/o	blk	stl	pts	avg	
				fg-fga	pct	3fg-fga	pct	ft-fa	pct	off	def	tot	avg								
PRESBYTERIAN	11-10-17	*	14	2-3	.667	0-0	.000	0-0	.000	0	3	3	3.0	0	0	0	0	0	4	4.0	
CSUN	11-14-17	*	24	1-3	.333	0-0	.000	0-0	.000	2	3	5	4.0	2	0	1	2	0	2	3.0	
CAL STATE FULLERTON	11-18-17	*	11	0-0	.000	0-0	.000	0-0	.000	1	1	2	3.3	2	0	1	2	0	0	2.0	
vs Central Michigan	11-24-17	*	5	0-1	.000	0-0	.000	0-0	.000	1	0	1	2.8	1	0	0	0	0	0	1.5	
vs Tulane	11-25-17	*	9	0-0	.000	0-0	.000	0-0	.000	1	2	3	2.8	1	0	1	0	0	0	1.2	
SAN DIEGO	11-29-17	*	16	4-6	.667	0-0	.000	0-0	.000	3	0	3	2.8	3	0	0	0	0	8	2.3	
at Arizona	12-03-17	dnp	-	-	-	-	-	-	-	-	-	-	-	-	-	-	-	-	-	-	
UC IRVINE	12-08-17	9	0-0	.000	0-0	.000	0-0	.000	0	3	3	2.9	1	0	1	2	0	0	2.0		
HOPE INTERNATIONAL	12-10-17	dnp	-	-	-	-	-	-	-	-	-	-	-	-	-	-	-	-	-	-	
<b>Totals</b>			6	88	7-13	.538	0-0	.000	0-0	.000	8	12	20	2.9	10	0	4	6	0	14	2.0

Games played: 7  
Minutes/game: 12.6  
Points/game: 2.0  
FG Pct: 53.8

Rebounds/game: 2.9  
Turnovers/game: 0.6  
Blocks/game: 0.9

CAREER STATISTICS

Season	gp-gs	min/avg	Total		3-Point		F-Throws		Rebounds				Scoring							
			fg-fga	pct	fg-fga	pct	ft-fa	pct	off	def	tot	avg	pf	fo	ast	to	blk	stl	pts	avg
2015-16	18-0	118/6.6	5-12	.417	0-0	.000	0-12	.000	10	6	16	0.9	18	0	2	5	1	4	10	0.6
2016-17	28-7	322/11.5	18-34	.529	0-0	.000	13-27	.481	32	29	61	2.2	34	0	6	17	9	4	49	1.8
2017-18	7-6	88/12.6	7-13	.538	0-0	.000	0-0	.000	8	12	20	2.9	10	0	0	4	6	0	14	2.0
<b>TOTAL</b>	<b>53-13</b>	<b>528/10.0</b>	<b>30-59</b>	<b>.508</b>	<b>0-0</b>	<b>.000</b>	<b>13-39</b>	<b>.333</b>	<b>50</b>	<b>47</b>	<b>97</b>	<b>1.8</b>	<b>62</b>	<b>0</b>	<b>8</b>	<b>26</b>	<b>16</b>	<b>8</b>	<b>73</b>	<b>1.4</b>

CAREER HIGHS

**Points**  
5, at Air Force (2-28-17)

**Rebounds**  
4, at Air Force (2-28-17)

**Assists**  
2, Twice, Last: at Air Force (2-28-17)

**Steals**  
1, at Loyola Marymount (12-10-15)

**Blocks**  
1, vs. Hope International (12-10-17)

**Field Goals**  
2, at Air Force (2-28-17)

**Field Goal Attempts**  
3, Twice  
Last: vs. Air Force (1-21-15)

**3-Point Field Goals**  
1, Twice  
Last: vs. San Diego Christian (12-21-15)

**3-Point Field Goal Attempts**  
4, Twice  
Last: vs. Air Force (1-21-15)

**Free Throws**  
2, vs. Michigan (12-9-16)

**Free Throw Attempts**  
2, Three times  
Last: at UNLV (2-18-17)

MISC. CAREER STATS

Double-figure scoring games: 0

Double-figure rebounding games: 0



# #13 ALLISON BROWN

Senior • SQ

5-7

Guard

Anaheim Hills, Calif.

Mater Dei High School

Opponent	Date	gs	min	Total		3-Pointers		Free throws		Rebounds				pf	a	t/o	blk	stl	pts	avg
				fg-fga	pct	3fg-fga	pct	ft-fa	pct	off	def	tot	avg							
PRESBYTERIAN	11-10-17		dnp	-	-	-	-	-	-	-	-	-	-	-	-	-	-	-	-	-
CSUN	11-14-17		dnp	-	-	-	-	-	-	-	-	-	-	-	-	-	-	-	-	-
CAL STATE FULLERTON	11-18-17		dnp	-	-	-	-	-	-	-	-	-	-	-	-	-	-	-	-	-
vs Central Michigan	11-24-17		dnp	-	-	-	-	-	-	-	-	-	-	-	-	-	-	-	-	-
vs Tulane	11-25-17		dnp	-	-	-	-	-	-	-	-	-	-	-	-	-	-	-	-	-
SAN DIEGO	11-29-17		dnp	-	-	-	-	-	-	-	-	-	-	-	-	-	-	-	-	-
at Arizona	12-03-17		dnp	-	-	-	-	-	-	-	-	-	-	-	-	-	-	-	-	-
UC IRVINE	12-08-17		dnp	-	-	-	-	-	-	-	-	-	-	-	-	-	-	-	-	-
HOPE INTERNATIONAL	12-10-17	16		0-2	.000	0-2	.000	0-0	.000	0	1	1	1.0	1	0	3	1	0	0	0.0
Totals		0	16	0-2	.000	0-2	.000	0-0	.000	0	1	1	1.0	1	0	3	1	0	0	0.0

Games played: 1  
Minutes/game: 16.0  
FG Pct: 0.0  
3FG Pct: 0.0

Rebounds/game: 1.0  
Turnovers/game: 3.0  
Blocks/game: 1.0

CAREER STATISTICS

Season	gp-gs	min/avg	fg-fga	pct	fg-fga	pct	ft-fa	pct	off	def	tot	avg	pf	fo	ast	to	blk	stl	pts	avg
2014-15	7-0	26/3.7	1-9	.111	1-9	.111	0-2	.000	1	1	2	0.3	3	0	2	3	0	0	3	0.4
2015-16	9-0	19/2.1	1-4	.250	1-3	.333	0-0	.000	1	3	4	0.4	0	0	2	3	0	1	3	0.3
2016-17	9-0	39/4.3	4-5	.800	0-0	.000	4-5	.800	1	7	8	0.9	5	0	5	2	0	0	12	1.3
2017-18	1-0	16/16.0	0-2	.000	0-2	.000	0-0	.000	0	1	1	1.0	1	0	0	3	1	0	0	0.0
TOTAL	26-0	100/3.8	6-20	.300	2-14	.143	4-7	.571	3	12	15	0.6	9	0	9	11	1	1	18	0.7

CAREER HIGHS

Points  
**29, Twice**  
 Last: at San José State (1-11-17)

Rebounds  
**11, Twice**  
 Last: at San José State (1-11-17)

Assists  
**8, vs. San Diego (11-29-17)**

Steals  
**5, Four times**  
 Last: at New Mexico (2-6-16)

Blocks  
**2, Four times**  
 Last: vs. Air Force (1-25-17)

Field Goals  
**12, at San José State (1-11-17)**

Field Goal Attempts  
**29, at San José State (1-11-17)**

3-Point Field Goals  
**2, Four times**  
 Last: vs. Presbyterian (11-10-17)

3-Point Field Goal Attempts  
**7, at Colorado State (1-28-17)**

Free Throws  
**11, Twice**  
 Last: at Arizona (12-3-17)

Free Throw Attempts  
**13, at Arizona (12-3-17)**

MISC. CAREER STATS

Double-figure  
 scoring games: **75**

Double-figure  
 rebounding games: **2**

Double-Doubles: **2**



# #15 McKYNZIE FORT

Senior • 3L

5-9

Guard

Fontana, Calif.

Etiwanda High School

Opponent	Date	gs	min	Total		3-Pointers		Free throws		Rebounds				pf	a	t/o	blk	stl	pts	avg	
				fg-fga	pct	3fg-fga	pct	ft-fta	pct	off	def	tot	avg								
PRESBYTERIAN	11-10-17	*	25	5-9	.556	2-3	.667	4-4	1.000	2	5	7	7.0	0	2	3	0	1	16	16.0	
CSUN	11-14-17	*	34	6-17	.353	1-2	.500	3-5	.600	5	1	6	6.5	1	3	2	0	3	16	16.0	
CAL STATE FULLERTON	11-18-17	*	34	7-15	.467	1-2	.500	2-3	.667	1	5	6	6.3	1	4	1	0	2	17	16.3	
vs Central Michigan	11-24-17	*	37	9-19	.474	0-1	.000	3-4	.750	0	3	3	5.5	3	3	2	0	2	21	17.5	
vs Tulane	11-25-17	*	22	1-5	.200	0-0	.000	0-0	.000	1	2	3	5.0	1	3	2	0	0	2	14.4	
SAN DIEGO	11-29-17	*	34	10-16	.625	0-0	.000	4-6	.667	1	5	6	5.2	1	8	3	1	0	24	16.0	
at Arizona	12-03-17	*	32	7-12	.583	1-3	.333	11-13	.846	1	5	6	5.3	2	2	2	0	2	26	17.4	
UC IRVINE	12-08-17	*	32	5-9	.556	0-2	.000	6-7	.857	2	2	4	5.1	1	3	6	0	0	16	17.3	
HOPE INTERNATIONAL	12-10-17	dnp	-	-	-	-	-	-	-	-	-	-	-	-	-	-	-	-	-	-	
<b>Totals</b>			<b>8</b>	<b>250</b>	<b>50-102</b>	<b>.490</b>	<b>5-13</b>	<b>.385</b>	<b>33-42</b>	<b>.786</b>	<b>13</b>	<b>28</b>	<b>41</b>	<b>5.1</b>	<b>10</b>	<b>28</b>	<b>21</b>	<b>1</b>	<b>10</b>	<b>138</b>	<b>17.3</b>

Games played: 8  
 Minutes/game: 31.3  
 Points/game: 17.3  
 FG Pct: 49.0  
 3FG Pct: 38.5  
 FT Pct: 78.6

Rebounds/game: 5.1  
 Assists/game: 3.5  
 Turnovers/game: 2.6  
 Assist/turnover ratio: 1.3  
 Steals/game: 1.3  
 Blocks/game: 0.1

CAREER STATISTICS

Season	gp-gs	min/avg	Total		3-Point		F-Throws		Rebounds				Scoring							
			fg-fga	pct	fg-fga	pct	ft-fta	pct	off	def	tot	avg	pf	fo	ast	to	blk	stl	pts	avg
2014-15	31-24	839/27.1	125-278	.450	2-13	.154	60-96	.625	35	64	99	3.2	55	0	59	94	5	30	312	10.1
2015-16	31-31	971/31.3	169-366	.462	3-12	.250	104-150	.693	44	83	127	4.1	71	0	73	93	8	62	445	14.4
2016-17	30-30	956/31.9	176-404	.436	8-41	.195	116-148	.784	41	80	121	4.0	65	2	75	74	6	29	476	15.9
2017-18	8-8	250/31.3	50-102	.490	5-13	.385	33-42	.786	13	28	41	5.1	10	0	28	21	1	10	138	17.3
<b>TOTAL</b>	<b>100-93</b>	<b>3016/30.2</b>	<b>520-1150</b>	<b>.452</b>	<b>18-79</b>	<b>.228</b>	<b>313-436</b>	<b>.718</b>	<b>133</b>	<b>255</b>	<b>388</b>	<b>3.9</b>	<b>201</b>	<b>2</b>	<b>235</b>	<b>282</b>	<b>20</b>	<b>131</b>	<b>1371</b>	<b>13.7</b>



CAREER HIGHS

Points  
20, at San José State (1-11-17)

Rebounds  
8, vs. Utah State (2-15-17)

Assists  
10, vs. CSUN (11-14-17)

Steals  
3, vs. UC Irvine (12-8-17)

Blocks  
1, Four times  
Last: vs. CSUN (11-14-17)

Field Goals  
6, Twice  
Last: at San José State (1-11-17)

Field Goal Attempts  
14, vs. UC Irvine (12-8-17)

3-Point Field Goals  
4, Three times  
Last: at Arizona (12-3-17)

3-Point Field Goal Attempts  
9, at San José State (1-6-16)

Free Throws  
6, vs. Central Connecticut (11-27-16)

Free Throw Attempts  
6, Twice  
Last: vs. Central Connecticut (11-27-16)

MISC. CAREER STATS

Double-figure scoring games: 16

Double-figure rebounding games: 0



# #20 GEENA GOMEZ

Senior • 2L

5-8

Guard

Huntington Beach, Calif.

St. Joseph's (Pa.) / Edison High School

Opponent	Date	gs	min	Total		3-Pointers		Free throws		Rebounds				pf	a	t/o	blk	stl	pts	avg	
				fg-fga	pct	3fg-fga	pct	ft-fa	pct	off	def	tot	avg								
PRESBYTERIAN	11-10-17	*	21	2-5	.400	2-4	.500	0-0	.000	1	1	2	2.0	1	6	5	0	0	6	6.0	
CSUN	11-14-17	*	32	1-6	.167	0-3	.000	0-0	.000	0	2	2	2.0	4	10	6	1	2	2	4.0	
CAL STATE FULLERTON	11-18-17	*	25	3-5	.600	1-3	.333	0-0	.000	1	5	6	3.3	1	1	1	0	0	7	5.0	
vs Central Michigan	11-24-17	*	34	5-11	.455	3-6	.500	2-5	.400	1	5	6	4.0	2	7	0	0	0	15	7.5	
vs Tulane	11-25-17	*	20	2-9	.222	0-2	.000	2-2	1.000	0	0	0	3.2	2	0	2	0	0	6	7.2	
SAN DIEGO	11-29-17	*	33	3-9	.333	0-4	.000	1-2	.500	1	4	5	3.5	3	3	1	0	1	7	7.2	
at Arizona	12-03-17	*	32	4-9	.444	4-7	.571	0-0	.000	0	3	3	3.4	0	7	3	0	0	12	7.9	
UC IRVINE	12-08-17	*	36	5-14	.357	2-5	.400	0-0	.000	1	1	2	3.3	2	7	5	0	3	12	8.4	
HOPE INTERNATIONAL	12-10-17	*	19	3-7	.429	1-3	.333	3-3	1.000	0	1	1	3.0	1	4	0	0	0	10	8.6	
Totals			9	252	28-75	.373	13-37	.351	8-12	.667	5	22	27	3.0	16	45	23	1	6	77	8.6

Games played: 9  
Minutes/game: 28.0  
Points/game: 8.6  
FG Pct: 37.3  
3FG Pct: 35.1  
FT Pct: 66.7

Rebounds/game: 3.0  
Assists/game: 5.0  
Turnovers/game: 2.6  
Assist/turnover ratio: 2.0  
Steals/game: 0.7  
Blocks/game: 0.1

CAREER STATISTICS

Season	gp-gs	min/avg	Total		3-Point		F-Throws		Rebounds				Scoring							
			fg-fga	pct	fg-fga	pct	ft-fa	pct	off	def	tot	avg	pf	fo	ast	to	blk	stl	pts	avg
2013-14*	24-1	114/4.8	10-34	.294	3-14	.214	5-7	.714	1	10	11	0.5	17	0	13	6	1	2	28	1.2
2015-16	29-0	426/14.7	30-107	.280	23-71	.324	15-22	.682	13	42	55	1.9	23	0	37	26	2	11	98	3.4
2016-17	30-21	743/24.8	68-203	.335	36-100	.360	32-45	.711	22	75	97	3.2	44	0	72	58	1	13	204	6.8
2017-18	9-9	252/28.0	28-75	.373	13-37	.351	8-12	.667	5	22	27	3.0	16	0	45	23	1	6	77	8.6
TOTAL	68-30	1421/20.9	126-385	.327	72-208	.346	55-79	.696	40	139	179	2.6	83	0	154	107	4	30	379	5.6
All*	92-31	1535/16.7	136-419	.325	75-222	.338	60-86	.698	41	149	190	2.1	100	0	167	113	5	32	407	4.4

CAREER HIGHS

Points  
7, at UC Davis (12-2-16)

Rebounds  
3, Three times,  
Last: vs. Tulane (11-25-17)

Assists  
1, Three times,  
Last: vs. Hope Int'l (12-10-17)

Steals  
1, vs. Tulane (11-25-17)

Blocks  
1, vs. Loyola Marymount (11-20-16)

Field Goals  
2, Twice,  
Last: vs. Tulane (11-25-17)

Field Goal Attempts  
4, vs. San Diego Christian (11-14-16)

3-Point Field Goals  
1, Twice,  
Last: vs. Tulane (11-25-17)

3-Point Field Goal Attempts  
2, Twice,  
Last: vs. Tulane (11-25-17)

Free Throws  
2, Twice,  
Last: at UC Davis (12-2-16)

Free Throw Attempts  
2, Four times  
Last: vs. Tulane (11-25-17)

MISC. CAREER STATS

Double-figure  
scoring games: 0

Double-figure  
rebounding games: 0



# #21 ABBY LOWE

Sophomore • 1L

5-11

Guard

Stockport, England

Barking Abbey Academy

Opponent	Date	gs	min	Total		3-Pointers		Free throws		Rebounds				pf	a	t/o	blk	stl	pts	avg
				fg-fga	pct	3fg-fga	pct	ft-fa	pct	off	def	tot	avg							
PRESBYTERIAN	11-10-17		dnp	-	-	-	-	-	-	-	-	-	-	-	-	-	-	-	-	-
CSUN	11-14-17		dnp	-	-	-	-	-	-	-	-	-	-	-	-	-	-	-	-	-
CAL STATE FULLERTON	11-18-17		dnp	-	-	-	-	-	-	-	-	-	-	-	-	-	-	-	-	-
vs Central Michigan	11-24-17		dnp	-	-	-	-	-	-	-	-	-	-	-	-	-	-	-	-	-
vs Tulane	11-25-17	12	23	2-3	.667	1-2	.500	0-2	.000	1	2	3	3.0	1	0	1	0	1	5	5.0
SAN DIEGO	11-29-17		dnp	-	-	-	-	-	-	-	-	-	-	-	-	-	-	-	-	-
at Arizona	12-03-17		dnp	-	-	-	-	-	-	-	-	-	-	-	-	-	-	-	-	-
UC IRVINE	12-08-17		dnp	-	-	-	-	-	-	-	-	-	-	-	-	-	-	-	-	-
HOPE INTERNATIONAL	12-10-17	8		0-1	.000	0-1	.000	0-0	.000	0	1	1	2.0	1	1	0	0	0	0	2.5
Totals		0	20	2-4	.500	1-3	.333	0-2	.000	1	3	4	2.0	2	1	1	0	1	5	2.5

Games played: 2  
Minutes/game: 10.0  
Points/game: 2.5  
FG Pct: 50.0  
3FG Pct: 33.3  
FT Pct: 0.0

Rebounds/game: 2.0  
Assists/game: 0.5  
Turnovers/game: 0.5  
Assist/turnover ratio: 1.0  
Steals/game: 0.5

CAREER STATISTICS

Season	gp-gs	min/avg	Total		3-Point		F-Throws		Rebounds				Scoring							
			fg-fga	pct	fg-fga	pct	ft-fa	pct	off	def	tot	avg	pf	fo	ast	to	blk	stl	pts	avg
2016-17	15-0	79/5.3	6-19	.316	1-6	.167	5-7	.714	5	5	10	0.7	12	0	2	8	1	0	18	1.2
2017-18	2-0	20/10.0	2-4	.500	1-3	.333	0-2	.000	1	3	4	2.0	2	0	1	1	0	1	5	2.5
TOTAL	17-0	99/5.8	8-23	.348	2-9	.222	5-9	.556	6	8	14	0.8	14	0	3	9	1	1	23	1.4

CAREER HIGHS

Points  
21, vs. UNLV (1-18-17)

Rebounds  
9, vs. New Mexico (3-3-17)

Assists  
3, vs. UT Arlington (11-26-16)

Steals  
4, vs. San José State (2-8-17)

Blocks  
1, 21 times  
Last: vs. Hope Int'l (12-10-17)

Field Goals  
7, UNLV (1-18-17)

Field Goal Attempts  
15, vs. New Mexico (3-3-17)

3-Point Field Goals  
7, vs. UNLV (1-18-17)

3-Point Field Goal Attempts  
13, vs. UNLV (1-18-17)

Free Throws  
5, vs. UC Santa Barbara (12-11-16)

Free Throw Attempts  
5, Twice,  
Last: vs. UC Irvine (12-8-17)

MISC. CAREER STATS

Double-figure  
scoring games: 27

Double-figure  
rebounding games: 0



# #22 LEXY THORDERSON

Senior • 3L

6-0

Guard

Castle Rock, Colo.

Rock Canyon High School

Opponent	Date	gs	min	Total		3-Pointers		Free throws		Rebounds				pf	a	t/o	blk	stl	pts	avg	
				fg-fga	pct	3fg-fga	pct	ft-fa	pct	off	def	tot	avg								
PRESBYTERIAN	11-10-17	*	20	4-7	.571	4-7	.571	0-0	.000	0	6	6	6.0	2	2	1	0	1	12	12.0	
CSUN	11-14-17	*	29	6-11	.545	5-10	.500	0-0	.000	0	6	6	6.0	1	1	0	0	2	17	14.5	
CAL STATE FULLERTON	11-18-17	*	24	2-8	.250	2-6	.333	0-0	.000	0	2	2	4.7	0	0	1	1	2	6	11.7	
vs Central Michigan	11-24-17	*	30	4-11	.364	4-10	.400	0-0	.000	1	2	3	4.3	2	0	1	0	0	12	11.8	
vs Tulane	11-25-17	*	15	3-6	.500	3-5	.600	0-0	.000	0	0	0	3.4	2	0	1	1	0	9	11.2	
SAN DIEGO	11-29-17	*	25	5-9	.556	5-8	.625	1-2	.500	1	0	1	3.0	4	0	1	0	1	16	12.0	
at Arizona	12-03-17	*	23	2-2	1.000	1-1	1.000	3-4	.750	0	1	1	2.7	1	0	0	0	0	8	11.4	
UC IRVINE	12-08-17	*	25	2-9	.222	2-8	.250	3-5	.600	2	3	5	3.0	1	0	2	0	1	9	11.1	
HOPE INTERNATIONAL	12-10-17	*	20	2-7	.286	2-6	.333	0-0	.000	1	3	4	3.1	0	1	0	1	1	6	10.6	
Totals			9	211	30-70	.429	28-61	.459	7-11	.636	5	23	28	3.1	13	4	7	3	8	95	10.6

Games played: 9  
Minutes/game: 23.4  
Points/game: 10.6  
FG Pct: 42.9  
3FG Pct: 45.9  
FT Pct: 63.6

Rebounds/game: 3.1  
Assists/game: 0.4  
Turnovers/game: 0.8  
Assist/turnover ratio: 0.6  
Steals/game: 0.9  
Blocks/game: 0.3

CAREER STATISTICS

Season	gp-gs	min/avg	Total		3-Point		F-Throws		Rebounds				Scoring							
			fg-fga	pct	fg-fga	pct	ft-fa	pct	off	def	tot	avg	pf	fo	ast	to	blk	stl	pts	avg
2014-15	30-0	226/7.5	20-70	.286	13-58	.224	4-4	1.000	7	12	19	0.6	15	0	8	18	1	3	57	1.9
2015-16	31-2	524/16.9	58-172	.337	40-124	.323	5-8	.625	16	51	67	2.2	33	0	4	9	8	10	161	5.2
2016-17	28-18	720/25.7	91-244	.373	66-192	.344	17-27	.630	21	56	77	2.8	51	2	22	16	9	24	265	9.5
2017-18	9-9	211/23.4	30-70	.429	28-61	.459	7-11	.636	5	23	28	3.1	13	0	4	7	3	8	95	10.6
TOTAL	98-29	1681/17.2	199-556	.358	147-435	.338	33-50	.660	49	142	191	1.9	112	2	38	50	21	45	578	5.9

CAREER HIGHS\*

Points  
6, vs. San Francisco State (1-29-15)\*

Rebounds  
5, vs. San Francisco State (1-29-15)\*

Assists  
1, Twice,  
Last: vs. Hope Int'l (12-10-17)

Steals  
N/A

Blocks  
N/A

Field Goals  
2, vs. San Francisco State (1-29-15)\*

Field Goal Attempts  
3, vs. San Francisco State (1-29-15)\*

3-Point Field Goals  
N/A

3-Point Field Goal Attempts  
2, vs. San Francisco State (11-14-14)\*

Free Throws  
2, vs. San Francisco State (1-29-15)\*


Free Throw Attempts  
5, vs. San Francisco State (1-29-15)\*

MISC. CAREER STATS

Double-figure  
scoring games: 0

Double-figure  
rebounding games: 0

\* at CSU San Bernardino



# #23 LOLI GOMEZ

Junior • TR

5-8

Guard

Huntington Beach, Calif.

Edison High School

Opponent	Date	gs	min	Total		3-Pointers		Free throws		Rebounds				pf	a	t/o	blk	stl	pts	avg
				fg-fga	pct	3fg-fga	pct	ft-fa	pct	off	def	tot	avg							
PRESBYTERIAN	11-10-17		dnp	-	-	-	-	-	-	-	-	-	-	-	-	-	-	-	-	-
CSUN	11-14-17		dnp	-	-	-	-	-	-	-	-	-	-	-	-	-	-	-	-	-
CAL STATE FULLERTON	11-18-17		dnp	-	-	-	-	-	-	-	-	-	-	-	-	-	-	-	-	-
vs Central Michigan	11-24-17	0	0-0	.000	0-0	.000	0-0	.000	0-0	.000	0	0	0	0.0	0	0	0	0	0	0.0
vs Tulane	11-25-17	3	0-1	.000	0-0	.000	0-0	.000	0-0	.000	0	0	0	0.0	0	0	1	0	0	0.0
SAN DIEGO	11-29-17		dnp	-	-	-	-	-	-	-	-	-	-	-	-	-	-	-	-	-
at Arizona	12-03-17		dnp	-	-	-	-	-	-	-	-	-	-	-	-	-	-	-	-	-
UC IRVINE	12-08-17		dnp	-	-	-	-	-	-	-	-	-	-	-	-	-	-	-	-	-
HOPE INTERNATIONAL	12-10-17	2	0-0	.000	0-0	.000	0-0	.000	0-0	.000	0	0	0	0.0	0	1	1	0	0	0.0
Totals		0	5	0-1	.000	0-0	.000	0-0	.000	0	0	0	0.0	0	1	2	0	0	0	0.0

Games played: 3  
Minutes/game: 1.7  
FG Pct: 0.0

Assists/game: 0.3  
Turnovers/game: 0.7  
Assist/turnover ratio: 0.5

CAREER STATISTICS

Season	gp-gs	min/avg	Total		3-Point		F-Throws		Rebounds				Scoring							
			fg-fga	pct	fg-fga	pct	ft-fa	pct	off	def	tot	avg	pf	fo	ast	to	blk	stl	pts	avg
2014-15*	8-0	30/3.8	3-10	.300	0-5	.000	2-5	.400	3	5	8	1.0	4	0	2	1	0	0	8	1.0
2017-18	3-0	5/1.7	0-1	.000	0-0	.000	0-0	.000	0	0	0	0.0	0	0	1	2	0	0	0	0.0
TOTAL	3-0	5/1.7	0-1	.000	0-0	.000	0-0	.000	0	0	0	0.0	0	0	1	2	0	0	0	0.0
All*	11-0	35/3.2	3-11	.273	0-5	.000	2-5	.400	3	5	8	0.7	4	0	3	3	0	0	8	0.7

CAREER HIGHS

Points  
6, vs. Hope International (12-10-17)

Rebounds  
5, vs. Hope International (12-10-17)

Assists  
N/A, vs. Presbyterian (11-10-17)

Steals  
N/A

Blocks  
N/A

Field Goals  
3, vs. Hope International (12-10-17)

Field Goal Attempts  
5, Twice,  
Last: vs. Hope Int'l (12-10-17)

3-Point Field Goals  
N/A

3-Point Field Goal Attempts  
1, vs. Tulane (11-25-17)

Free Throws  
N/A

Free Throw Attempts  
N/A

MISC. CAREER STATS

Double-figure  
scoring games: 0

Double-figure  
rebounding games: 0



# #24 KIARA EDWARDS

Freshman • HS

6-1

Forward

Surprise, Ariz.

Valley Vista High School

Opponent	Date	gs	min	Total		3-Pointers		Free throws		Rebounds				pf	a	t/o	blk	stl	pts	avg
				fg-fga	pct	3fg-fga	pct	ft-fta	pct	off	def	tot	avg							
PRESBYTERIAN	11-10-17	4		0-1	.000	0-0	.000	0-0	.000	0	2	2	2.0	0	0	0	0	0	0	0.0
CSUN	11-14-17	dnp		-	-	-	-	-	-	-	-	-	-	-	-	-	-	-	-	-
CAL STATE FULLERTON	11-18-17	dnp		-	-	-	-	-	-	-	-	-	-	-	-	-	-	-	-	-
vs Central Michigan	11-24-17	dnp		-	-	-	-	-	-	-	-	-	-	-	-	-	-	-	-	-
vs Tulane	11-25-17	8		1-5	.200	0-1	.000	0-0	.000	1	2	3	2.5	0	0	0	0	0	2	1.0
SAN DIEGO	11-29-17	dnp		-	-	-	-	-	-	-	-	-	-	-	-	-	-	-	-	-
at Arizona	12-03-17	dnp		-	-	-	-	-	-	-	-	-	-	-	-	-	-	-	-	-
UC IRVINE	12-08-17	dnp		-	-	-	-	-	-	-	-	-	-	-	-	-	-	-	-	-
HOPE INTERNATIONAL	12-10-17	15		3-5	.600	0-0	.000	0-0	.000	1	4	5	3.3	0	0	3	0	0	6	2.7
Totals		0	27	4-11	.364	0-1	.000	0-0	.000	2	8	10	3.3	0	0	3	0	0	8	2.7

Games played: 3  
Minutes/game: 9.0  
Points/game: 2.7  
FG Pct: 36.4  
3FG Pct: 0.0

Rebounds/game: 3.3  
Turnovers/game: 1.0

CAREER STATISTICS

Season	gp-gs	min/avg	Total		3-Point		F-Throws		Rebounds				Scoring							
			fg-fga	pct	fg-fga	pct	ft-fta	pct	off	def	tot	avg	pf	fo	ast	to	blk	stl	pts	avg
2017-18	3-0	27/9.0	4-11	.364	0-1	.000	0-0	.000	2	8	10	3.3	0	0	0	3	0	0	8	2.7
TOTAL	3-0	27/9.0	4-11	.364	0-1	.000	0-0	.000	2	8	10	3.3	0	0	0	3	0	0	8	2.7

CAREER HIGHS

Points  
19, vs. Sacramento State  
(11-14-14)

Rebounds  
11, vs. Sacramento State  
(11-14-14)

Assists  
5, vs. Sacramento State  
(11-14-14)

Steals  
2, Four times  
Last: vs. Hope Int'l (12-10-17)

Blocks  
2, at Air Force (2-13-16)

Field Goals  
6, Three times,  
Last at Wyoming (12-30-15)

Field Goal Attempts  
12, vs. Sacramento State  
(11-14-14)

3-Point Field Goals  
2, vs. UC Santa Barbara (12-11-16)

3-Point Field Goal Attempts  
3, Twice,  
Last: vs. UC Santa Barbara (12-11-16)

Free Throws  
7, vs. Sacramento State (1-14-14)

Free Throw Attempts  
10, vs. Sacramento State  
(11-14-14)

MISC. CAREER STATS

Double-figure  
scoring games: 10

Double-figure  
rebounding games: 1

Double-doubles: 1



# #30 CHEYENNE GREENHOUSE

Senior • 3L

5-11

Guard

Riverside, Calif.

Canyon Springs High School

Opponent	Date	gs	min	Total		3-Pointers		Free throws		Rebounds				pf	a	t/o	blk	stl	pts	avg
				fg-fga	pct	3fg-fga	pct	ft-fga	pct	off	def	tot	avg							
PRESBYTERIAN	11-10-17		17	3-5	.600	0-0	.000	0-0	.000	1	3	4	4.0	0	4	0	0	1	6	6.0
CSUN	11-14-17		10	0-3	.000	0-0	.000	0-0	.000	0	1	1	2.5	0	0	1	0	0	0	3.0
CAL STATE FULLERTON	11-18-17		12	1-3	.333	0-1	.000	1-2	.500	2	1	3	2.7	0	0	0	0	1	3	3.0
vs Central Michigan	11-24-17		20	2-5	.400	0-0	.000	0-0	.000	2	1	3	2.8	2	2	0	0	1	4	3.3
vs Tulane	11-25-17		20	1-3	.333	0-0	.000	1-2	.500	2	3	5	3.2	0	1	2	0	0	3	3.2
SAN DIEGO	11-29-17		16	1-2	.500	0-0	.000	0-0	.000	0	0	0	2.7	1	0	0	0	0	2	3.0
at Arizona	12-03-17		17	1-2	.500	0-0	.000	2-2	1.000	0	2	2	2.6	2	0	0	0	0	4	3.1
UC IRVINE	12-08-17		8	0-1	.000	0-0	.000	0-0	.000	0	1	1	2.4	0	1	0	0	0	0	2.8
HOPE INTERNATIONAL	12-10-17		16	5-8	.625	0-1	.000	0-0	.000	4	2	6	2.8	1	4	2	0	2	10	3.6
Totals		0	136	14-32	.438	0-2	.000	4-6	.667	11	14	25	2.8	6	12	5	0	5	32	3.6

Games played: 9  
Minutes/game: 15.1  
Points/game: 3.6  
FG Pct: 43.8  
3FG Pct: 0.0  
FT Pct: 66.7

Rebounds/game: 2.8  
Assists/game: 1.3  
Turnovers/game: 0.6  
Assist/turnover ratio: 2.4  
Steals/game: 0.6

CAREER STATISTICS

Season	gp-gs	min/avg	Total		3-Point		F-Throws		Rebounds				pf	fo	ast	to	blk	stl	Scoring	
			fg-fga	pct	fg-fga	pct	ft-fga	pct	off	def	tot	avg							pts	avg
2014-15	31-8	441/14.2	43-118	.364	1-4	.250	32-48	.667	40	47	87	2.8	23	0	21	35	1	8	119	3.8
2015-16	31-22	647/20.9	59-161	.366	2-9	.222	33-49	.673	53	47	100	3.2	35	0	17	30	6	9	153	4.9
2016-17	29-7	447/15.4	41-109	.376	3-17	.176	36-47	.766	29	28	57	2.0	26	1	9	22	0	6	121	4.2
2017-18	9-0	136/15.1	14-32	.438	0-2	.000	4-6	.667	11	14	25	2.8	6	0	12	5	0	5	32	3.6
TOTAL	100-37	1671/16.7	157-420	.374	6-32	.188	105-150	.700	133	136	269	2.7	90	1	59	92	7	28	425	4.3

CAREER HIGHS

**Points**  
12, vs. San José State (3-6-17)

**Rebounds**  
13, vs. Central Michigan (11-24-17)

**Assists**  
2, vs. Central Connecticut (11-27-16)

**Steals**  
2, Twice,  
Last: vs. Hope Int'l (12-10-17)

**Blocks**  
3, vs. San Diego (11-29-17)

**Field Goals**  
5, Twice,  
Last: vs. San José State (3-6-17)

**Field Goal Attempts**  
9, vs. Central Michigan (11-24-17)

**3-Point Field Goals**  
N/A

**3-Point Field Goal Attempts**  
N/A

**Free Throws**  
4, at San Diego (11-17-16)


**Free Throw Attempts**  
5, vs. San Diego (11-29-17)

MISC. CAREER STATS

Double-figure  
scoring games: 2

Double-figure  
rebounding games: 2

Double-Doubles: 1



# #34 BAYLEE VANDERDOES

Sophomore • 1L

6-1

Forward

Auburn, Calif.

Placer High School

Opponent	Date	gs	min	Total		3-Pointers		Free throws		Rebounds				pf	a	t/o	blk	stl	pts	avg	
				fg-fga	pct	3fg-fga	pct	ft-fa	pct	off	def	tot	avg								
PRESBYTERIAN	11-10-17		16	4-7	.571	0-0	.000	0-1	.000	2	3	5	5.0	0	1	0	1	0	8	8.0	
CSUN	11-14-17		7	0-1	.000	0-0	.000	0-0	.000	1	0	1	3.0	4	0	0	0	0	0	4.0	
CAL STATE FULLERTON	11-18-17		18	3-5	.600	0-0	.000	2-4	.500	3	0	3	3.0	3	0	0	1	0	8	5.3	
vs Central Michigan	11-24-17		29	1-9	.111	0-0	.000	1-3	.333	11	2	13	5.5	3	0	1	0	1	3	4.8	
vs Tulane	11-25-17		15	0-1	.000	0-0	.000	0-0	.000	1	1	2	4.8	1	0	0	0	2	0	3.8	
SAN DIEGO	11-29-17		15	1-6	.167	0-0	.000	3-5	.600	2	1	3	4.5	0	0	1	3	0	5	4.0	
at Arizona	12-03-17	*	24	2-3	.667	0-0	.000	0-0	.000	1	5	6	4.7	2	0	1	1	0	4	4.0	
UC IRVINE	12-08-17	*	20	0-1	.000	0-0	.000	0-0	.000	4	1	5	4.8	0	0	1	2	0	0	3.5	
HOPE INTERNATIONAL	12-10-17	*	7	1-3	.333	0-0	.000	0-0	.000	2	0	2	4.4	0	0	0	0	2	2	3.3	
Totals			3	151	12-36	.333	0-0	.000	6-13	.462	27	13	40	4.4	13	1	4	8	5	30	3.3

Games played: 9  
Minutes/game: 16.8  
Points/game: 3.3  
FG Pct: 33.3  
FT Pct: 46.2

Rebounds/game: 4.4  
Assists/game: 0.1  
Turnovers/game: 0.4  
Assist/turnover ratio: 0.3  
Steals/game: 0.6  
Blocks/game: 0.9

CAREER STATISTICS

Season	gp-gs	min/avg	Total		3-Point		F-Throws		Rebounds				Scoring							
			fg-fga	pct	fg-fga	pct	ft-fa	pct	off	def	tot	avg	pf	fo	ast	to	blk	stl	pts	avg
2016-17	23-9	312/13.6	33-67	.493	0-0	.000	23-37	.622	17	44	61	2.7	43	1	8	20	3	6	89	3.9
2017-18	9-3	151/16.8	12-36	.333	0-0	.000	6-13	.462	27	13	40	4.4	13	0	1	4	8	5	30	3.3
TOTAL	32-12	463/14.5	45-103	.437	0-0	.000	29-50	.580	44	57	101	3.2	56	1	9	24	11	11	119	3.7

CAREER HIGHS

**Points**  
8, vs. Biola (12-28-16)

**Rebounds**  
5, at Cal State Fullerton (12-22-16)

**Assists**  
2, vs. Central Connecticut (11-27-16)

**Steals**  
2, vs. Biola (12-28-16)

**Blocks**  
2, vs. Hope Int'l (12-10-17)

**Field Goals**  
4, vs. Biola (12-28-16)

**Field Goal Attempts**  
10, at New Mexico (12-31-16)

**3-Point Field Goals**  
N/A

**3-Point Field Goal Attempts**  
1, Three times  
Last: vs. UT Arlington (11-26-16)

**Free Throws**  
2, Three times,  
Last: at Arizona (12-3-17)

**Free Throw Attempts**  
3, at Nevada (2-11-17)

MISC. CAREER STATS

Double-figure  
scoring games: 0

Double-figure  
rebounding games: 0



# #40 MONIQUE TERRY

Sophomore • 1L

6-2

Forward

San Antonio, Texas

Brennan HS

Opponent	Date	gs	min	Total		3-Pointers		Free throws		Rebounds				pf	a	t/o	blk	stl	pts	avg
				fg-fga	pct	3fg-fga	pct	ft-fa	pct	off	def	tot	avg							
PRESBYTERIAN	11-10-17	7	1-1	1.000	0-0	.000	0-0	.000	1	1	2	2.0	1	0	0	0	0	2	2.0	
CSUN	11-14-17	1	0-0	.000	0-0	.000	0-0	.000	0	0	0	1.0	0	0	0	0	0	0	1.0	
CAL STATE FULLERTON	11-18-17	2	0-0	.000	0-0	.000	0-0	.000	0	0	0	0.7	0	0	0	0	0	0	0.7	
vs Central Michigan	11-24-17	11	0-0	.000	0-0	.000	0-0	.000	1	0	1	0.8	2	0	0	0	0	0	0.5	
vs Tulane	11-25-17	8	1-1	1.000	0-0	.000	0-0	.000	0	1	1	0.8	2	0	0	0	0	2	0.8	
SAN DIEGO	11-29-17	3	0-0	.000	0-0	.000	0-0	.000	1	1	2	1.0	1	0	1	0	0	0	0.7	
at Arizona	12-03-17	12	1-2	.500	0-0	.000	2-2	1.000	1	2	3	1.3	1	0	0	0	0	4	1.1	
UC IRVINE	12-08-17	2	0-0	.000	0-0	.000	0-0	.000	0	0	0	1.1	0	0	0	0	0	0	1.0	
HOPE INTERNATIONAL	12-10-17	13	1-1	1.000	0-0	.000	0-0	.000	1	1	2	1.2	2	0	1	2	1	2	1.1	
Totals		0	59	4-5	.800	0-0	.000	2-2	1.000	5	6	11	1.2	9	0	2	2	1	10	1.1

Games played: 9  
Minutes/game: 6.6  
Points/game: 1.1  
FG Pct: 80.0  
FT Pct: 100.0

Rebounds/game: 1.2  
Turnovers/game: 0.2  
Steals/game: 0.1  
Blocks/game: 0.2

CAREER STATISTICS

Season	gp-gs	min/avg	Total		3-Point		F-Throws		Rebounds				Scoring							
			fg-fga	pct	fg-fga	pct	ft-fa	pct	off	def	tot	avg	pf	fo	ast	to	blk	stl	pts	avg
2016-17	28-10	344/12.3	33-62	.532	0-3	.000	10-19	.526	19	38	57	2.0	38	0	3	16	3	7	76	2.7
2017-18	9-0	59/6.6	4-5	.800	0-0	.000	2-2	1.000	5	6	11	1.2	9	0	0	2	2	1	10	1.1
TOTAL	37-10	403/10.9	37-67	.552	0-3	.000	12-21	.571	24	44	68	1.8	47	0	3	18	5	8	86	2.3



CAREER HIGHS

**Points**  
6, Twice,  
Last: vs. Hope Int'l (12-10-17)

**Rebounds**  
5, Three times  
Last: vs. UC Irvine (12-8-17)

**Assists**  
2, vs. Hope International (12-10-17)

**Steals**  
2, vs. UC Irvine (12-8-17)

**Blocks**  
2, vs. UC Irvine (12-8-17)

**Field Goals**  
3, Twice,  
Last: Hope Int'l (12-10-17)

**Field Goal Attempts**  
5, Twice,  
Last: vs. UC Irvine (12-8-17)

**3-Point Field Goals**  
N/A

**3-Point Field Goal Attempts**  
N/A

**Free Throws**  
1, vs. San Diego Christian (11-14-16)

**Free Throw Attempts**  
2, vs. San Diego Christian (11-14-16)

MISC. CAREER STATS

Double-figure  
scoring games: 0

Double-figure  
rebounding games: 0



# #45 NAOMI EKWEDIKE

Sophomore • SQ

6-6

Center

Lagos, Nigeria

Potter's House Christian Academy

Opponent	Date	gs	min	Total		3-Pointers		Free throws		Rebounds				pf	a	t/o	blk	stl	pts	avg
				fg-fga	pct	3fg-fga	pct	ft-fa	pct	off	def	tot	avg							
PRESBYTERIAN	11-10-17	7	2-2	1.000	0-0	.000	0-0	.000	0	1	1	1.0	1	0	2	0	0	4	4.0	
CSUN	11-14-17	8	0-0	.000	0-0	.000	0-0	.000	1	4	5	3.0	1	0	0	0	0	0	2.0	
CAL STATE FULLERTON	11-18-17	8	0-1	.000	0-0	.000	0-0	.000	2	3	5	3.7	2	0	1	0	0	0	1.3	
vs Central Michigan	11-24-17	dnp	-	-	-	-	-	-	-	-	-	-	-	-	-	-	-	-	-	
vs Tulane	11-25-17	9	2-5	.400	0-0	.000	0-0	.000	2	1	3	3.5	0	1	1	0	0	4	2.0	
SAN DIEGO	11-29-17	7	0-0	.000	0-0	.000	0-0	.000	0	1	1	3.0	1	1	0	0	0	0	1.6	
at Arizona	12-03-17	dnp	-	-	-	-	-	-	-	-	-	-	-	-	-	-	-	-	-	
UC IRVINE	12-08-17	11	3-5	.600	0-0	.000	0-0	.000	0	5	5	3.3	2	0	0	2	2	6	2.3	
HOPE INTERNATIONAL	12-10-17	12	3-4	.750	0-0	.000	0-0	.000	1	2	3	3.3	2	2	1	0	0	6	2.9	
<b>Totals</b>		<b>0</b>	<b>62</b>	<b>10-17</b>	<b>.588</b>	<b>0-0</b>	<b>.000</b>	<b>0-0</b>	<b>.000</b>	<b>6</b>	<b>17</b>	<b>23</b>	<b>3.3</b>	<b>9</b>	<b>4</b>	<b>5</b>	<b>2</b>	<b>2</b>	<b>20</b>	<b>2.9</b>

Games played: 7  
Minutes/game: 8.9  
Points/game: 2.9  
FG Pct: 58.8

Rebounds/game: 3.3  
Assists/game: 0.6  
Turnovers/game: 0.7  
Assist/turnover ratio: 0.8  
Steals/game: 0.3  
Blocks/game: 0.3

CAREER STATISTICS

Season	gp-gs	min/avg	Total		3-Point		F-Throws		Rebounds				Scoring							
			fg-fga	pct	fg-fga	pct	ft-fa	pct	off	def	tot	avg	pf	fo	ast	to	blk	stl	pts	avg
2016-17	9-0	63/7.0	8-19	.421	0-0	.000	1-3	.333	5	6	11	1.2	10	0	0	13	0	0	17	1.9
2017-18	7-0	62/8.9	10-17	.588	0-0	.000	0-0	.000	6	17	23	3.3	9	0	4	5	2	2	20	2.9
<b>TOTAL</b>	<b>16-0</b>	<b>125/7.8</b>	<b>18-36</b>	<b>.500</b>	<b>0-0</b>	<b>.000</b>	<b>1-3</b>	<b>.333</b>	<b>11</b>	<b>23</b>	<b>34</b>	<b>2.1</b>	<b>19</b>	<b>0</b>	<b>4</b>	<b>18</b>	<b>2</b>	<b>2</b>	<b>37</b>	<b>2.3</b>

**2017 STATISTICS - OVERALL SEASON STATS**

Overall record: 6-3 Conf: 0-0 Home: 5-1 Away: 1-0 Neutral: 0-2

#	Player	gp-gs	min	avg	Total		3-Point		F-Throw		Rebounds					pts	avg					
					fg-fga	fg%	3fg-fga	3fg%	ft-fa	ft%	off	def	tot	avg	pf			dq	a	to	blk	stl
15	FORT, McKynzie	8-8	250	31.3	50-102	.490	5-13	.385	33-42	.786	13	28	41	5.1	10	0	28	21	1	10	138	17.3
22	THORDERSON, Lexy	9-9	211	23.4	30-70	.429	28-61	.459	7-11	.636	5	23	28	3.1	13	0	4	7	3	8	95	10.6
10	MURRAY, Naje	9-1	151	16.8	30-71	.423	21-46	.457	10-10	1.000	1	12	13	1.4	14	0	7	14	0	4	91	10.1
20	GOMEZ, Geena	9-9	252	28.0	28-75	.373	13-37	.351	8-12	.667	5	22	27	3.0	16	0	45	23	1	6	77	8.6
01	LARK, Khalia	9-9	212	23.6	17-56	.304	12-30	.400	5-8	.625	13	33	46	5.1	14	0	8	17	2	7	51	5.7
05	ADAMS, Te'a	9-0	113	12.6	17-58	.293	3-21	.143	6-10	.600	5	18	23	2.6	8	0	18	10	1	12	43	4.8
30	GREENHOUSE, Chey	9-0	136	15.1	14-32	.438	0-2	.000	4-6	.667	11	14	25	2.8	6	0	12	5	0	5	32	3.6
34	VANDERDOES, Bayle	9-3	151	16.8	12-36	.333	0-0	.000	6-13	.462	27	13	40	4.4	13	0	1	4	8	5	30	3.3
45	EKWEDIKE, Naomi	7-0	62	8.9	10-17	.588	0-0	.000	0-0	.000	6	17	23	3.3	9	0	4	5	2	2	20	2.9
11	GOMEZ, Arantxa	7-6	88	12.6	7-13	.538	0-0	.000	0-0	.000	8	12	20	2.9	10	0	0	4	6	0	14	2.0
03	BOJORQUEZ, Jenay	5-0	57	11.4	5-17	.294	1-1	1.000	2-3	.667	1	6	7	1.4	7	0	3	6	0	2	13	2.6
40	TERRY, Monique	9-0	59	6.6	4-5	.800	0-0	.000	2-2	1.000	5	6	11	1.2	9	0	0	2	2	1	10	1.1
24	EDWARDS, Kiara	3-0	27	9.0	4-11	.364	0-1	.000	0-0	.000	2	8	10	3.3	0	0	0	3	0	0	8	2.7
21	LOWE, Abby	2-0	20	10.0	2-4	.500	1-3	.333	0-2	.000	1	3	4	2.0	2	0	1	1	0	1	5	2.5
00	VILLA, Kennedi	3-0	13	4.3	0-0	.000	0-0	.000	1-2	.500	0	3	3	1.0	1	0	1	0	0	0	1	0.3
13	BROWN, Allison	1-0	16	16.0	0-2	.000	0-2	.000	0-0	.000	0	1	1	1.0	1	0	0	3	1	0	0	0.0
23	GOMEZ, Loli	3-0	5	1.7	0-1	.000	0-0	.000	0-0	.000	0	0	0	0.0	0	0	1	2	0	0	0	0.0
Team											15	21	36				4					
Total.....		9	1823		230-570	.404	84-217	.387	84-121	.694	118	240	358	39.8	133	0	133	131	27	63	628	69.8
Opponents.....		9	1825		230-568	.405	72-231	.312	74-108	.685	104	232	336	37.3	125	-	149	125	28	63	606	67.3

TEAM STATISTICS	SDSU	OPP	Date	Opponent	Score	Att.
SCORING	628	606	11-10-17	PRESBYTERIAN	W 77-50	464
Points per game	69.8	67.3	11-14-17	CSUN	W 58-55	366
Scoring margin	+2.4	-	11-18-17	CAL STATE FULLERTON	W 59-58	1108
FIELD GOALS-ATT	230-570	230-568	^ 11-24-17	vs Central Michigan	Lot 76-85	0
Field goal pct	.404	.405	^ 11-25-17	vs Tulane	L 46-80	0
3 POINT FG-ATT	84-217	72-231	11-29-17	SAN DIEGO	W 77-76	790
3-point FG pct	.387	.312	12-03-17	at Arizona	W 78-67	1555
3-pt FG made per game	9.3	8.0	12-08-17	UC IRVINE	L 65-67	4148
FREE THROWS-ATT	84-121	74-108	12-10-17	HOPE INTERNATIONAL	W 92-68	588
Free throw pct	.694	.685				
F-Throws made per game	9.3	8.2				
REBOUNDS	358	336				
Rebounds per game	39.8	37.3				
Rebounding margin	+2.4	-				
ASSISTS	133	149				
Assists per game	14.8	16.6				
TURNOVERS	131	125				
Turnovers per game	14.6	13.9				
Turnover margin	-0.7	-				
Assist/turnover ratio	1.0	1.2				
STEALS	63	63				
Steals per game	7.0	7.0				
BLOCKS	27	28				
Blocks per game	3.0	3.1				
ATTENDANCE	7464	1555				
Home games-Avg/Game	6-1244	1-1555				
Neutral site-Avg/Game	-	2-0				

^ = Junkanoo Jam - Bimini, Bahamas  
\* = Mountain West game

Score by Periods	1st	2nd	3rd	4th	OT	Totals
San Diego State	144	174	148	159	3	628
Opponents	151	124	162	157	12	606

Home games

RECORD:	OVERALL	HOME	AWAY	NEUTRAL
ALL GAMES	5-1	5-1	0-0	0-0
CONFERENCE	0-0	0-0	0-0	0-0
NON-CONFERENCE	5-1	5-1	0-0	0-0

#	Player	gp-gs	min	avg	Total			3-Point		F-Throw		Rebounds				a	to	blk	stl	pts	avg	
					fg-fga	fg%	3fg-fga	3fg%	ft-fa	ft%	off	def	tot	avg	pf							dq
15	FORT, McKynzie	5-5	159	31.8	33-66	.500	4-9	.444	19-25	.760	11	18	29	5.8	4	0	20	15	1	6	89	17.8
22	THORDERSON, Lexy	6-6	143	23.8	21-51	.412	20-45	.444	4-7	.571	4	20	24	4.0	8	0	4	5	2	8	66	11.0
10	MURRAY, Naje	6-1	94	15.7	24-47	.511	16-31	.516	2-2	1.000	1	8	9	1.5	11	0	7	12	0	3	66	11.0
20	GOMEZ, Geena	6-6	166	27.7	17-46	.370	6-22	.273	4-5	.800	4	14	18	3.0	12	0	31	18	1	6	44	7.3
01	LARK, Khalia	6-6	147	24.5	14-42	.333	10-23	.435	2-4	.500	10	26	36	6.0	7	0	5	13	2	5	40	6.7
05	ADAMS, Te'a	6-0	81	13.5	14-42	.333	2-14	.143	3-5	.600	1	15	16	2.7	6	0	16	7	1	9	33	5.5
34	VANDERDOES, Bayle	6-2	83	13.8	9-23	.391	0-0	.000	5-10	.500	14	5	19	3.2	7	0	1	2	7	2	23	3.8
30	GREENHOUSE, Chey	6-0	79	13.2	10-22	.455	0-2	.000	1-2	.500	7	8	15	2.5	2	0	9	3	0	4	21	3.5
45	EKWEDIKE, Naomi	6-0	53	8.8	8-12	.667	0-0	.000	0-0	.000	4	16	20	3.3	9	0	3	4	2	2	16	2.7
11	GOMEZ, Arantxa	5-4	74	14.8	7-12	.583	0-0	.000	0-0	.000	6	10	16	3.2	8	0	0	3	6	0	14	2.8
24	EDWARDS, Kiara	2-0	19	9.5	3-6	.500	0-0	.000	0-0	.000	1	6	7	3.5	0	0	0	3	0	0	6	3.0
03	BOJORQUEZ, Jenay	3-0	38	12.7	2-8	.250	1-1	1.000	0-0	.000	0	5	5	1.7	6	0	2	3	0	1	5	1.7
40	TERRY, Monique	6-0	28	4.7	2-2	1.000	0-0	.000	0-0	.000	3	3	6	1.0	4	0	0	2	2	1	4	0.7
00	VILLA, Kennedy	2-0	10	5.0	0-0	.000	0-0	.000	1-2	.500	0	1	1	0.5	0	0	1	0	0	0	1	0.5
13	BROWN, Allison	1-0	16	16.0	0-2	.000	0-2	.000	0-0	.000	0	1	1	1.0	1	0	0	3	1	0	0	0.0
21	LOWE, Abby	1-0	8	8.0	0-1	.000	0-1	.000	0-0	.000	0	1	1	1.0	1	0	1	0	0	0	0	0.0
23	GOMEZ, Loli	1-0	2	2.0	0-0	.000	0-0	.000	0-0	.000	0	0	0	0.0	0	0	1	1	0	0	0	0.0
Team											11	12	23				4					
Total.....		6	1200		164-382	.429	59-150	.393	41-62	.661	77	169	246	41.0	86	0	101	98	25	47	428	71.3
Opponents.....		6	1200		141-367	.384	40-149	.268	52-76	.684	62	145	207	34.5	75	-	98	89	20	53	374	62.3

Score by Periods	1st	2nd	3rd	4th	Totals
San Diego State	102	110	110	106	428
Opponents	79	82	106	107	374

Away/Neutral Games

RECORD:	OVERALL	HOME	AWAY	NEUTRAL
ALL GAMES	1-2	0-0	1-0	0-2
CONFERENCE	0-0	0-0	0-0	0-0
NON-CONFERENCE	1-2	0-0	1-0	0-2

#	Player	gp-gs	min	avg	Total			3-Point		F-Throw		Rebounds				a	to	blk	stl	pts	avg	
					fg-fga	fg%	3fg-fga	3fg%	ft-fa	ft%	off	def	tot	avg	pf							dq
15	FORT, McKynzie	3-3	91	30.3	17-36	.472	1-4	.250	14-17	.824	2	10	12	4.0	6	0	8	6	0	4	49	16.3
20	GOMEZ, Geena	3-3	86	28.7	11-29	.379	7-15	.467	4-7	.571	1	8	9	3.0	4	0	14	5	0	0	33	11.0
22	THORDERSON, Lexy	3-3	68	22.7	9-19	.474	8-16	.500	3-4	.750	1	3	4	1.3	5	0	0	2	1	0	29	9.7
10	MURRAY, Naje	3-0	57	19.0	6-24	.250	5-15	.333	8-8	1.000	0	4	4	1.3	3	0	0	2	0	1	25	8.3
21	LOWE, Abby	1-0	12	12.0	2-3	.667	1-2	.500	0-2	.000	1	2	3	3.0	1	0	1	0	1	0	5	5.0
03	BOJORQUEZ, Jenay	2-0	19	9.5	3-9	.333	0-0	.000	2-3	.667	1	1	2	1.0	1	0	1	3	0	1	8	4.0
45	EKWEDIKE, Naomi	1-0	9	9.0	2-5	.400	0-0	.000	0-0	.000	2	1	3	3.0	0	0	1	1	0	0	4	4.0
30	GREENHOUSE, Chey	3-0	57	19.0	4-10	.400	0-0	.000	3-4	.750	4	6	10	3.3	4	0	3	2	0	1	11	3.7
01	LARK, Khalia	3-3	65	21.7	3-14	.214	2-7	.286	3-4	.750	3	7	10	3.3	7	0	3	4	0	2	11	3.7
05	ADAMS, Te'a	3-0	32	10.7	3-16	.188	1-7	.143	3-5	.600	4	3	7	2.3	2	0	2	3	0	3	10	3.3
34	VANDERDOES, Bayle	3-1	68	22.7	3-13	.231	0-0	.000	1-3	.333	13	8	21	7.0	6	0	0	2	1	3	7	2.3
40	TERRY, Monique	3-0	31	10.3	2-3	.667	0-0	.000	2-2	1.000	2	3	5	1.7	5	0	0	0	0	0	6	2.0
24	EDWARDS, Kiara	1-0	8	8.0	1-5	.200	0-1	.000	0-0	.000	1	2	3	3.0	0	0	0	0	0	0	2	2.0
00	VILLA, Kennedy	1-0	3	3.0	0-0	.000	0-0	.000	0-0	.000	0	2	2	2.0	1	0	0	0	0	0	0	0.0
23	GOMEZ, Loli	2-0	3	1.5	0-1	.000	0-0	.000	0-0	.000	0	0	0	0.0	0	0	0	1	0	0	0	0.0
11	GOMEZ, Arantxa	2-2	14	7.0	0-1	.000	0-0	.000	0-0	.000	2	2	4	2.0	2	0	0	1	0	0	0	0.0
Team											4	9	13									
Total.....		3	623		66-188	.351	25-67	.373	43-59	.729	41	71	112	37.3	47	0	32	33	2	16	200	66.7
Opponents.....		3	625		89-201	.443	32-82	.390	22-32	.688	42	87	129	43.0	50	-	51	36	8	10	232	77.3

Score by Periods	1st	2nd	3rd	4th	OT	Totals
San Diego State	42	64	38	53	3	200
Opponents	72	42	56	50	12	232



TEAM STATISTICS

Opponent	Date	Score		Total		3-Pointers		Free throws		Rebounds				pf	a	t/o	blk	stl	pts	avg
				fg-fga	pct	3fg-fga	pct	ft-fta	pct	off	def	tot	avg							
PRESBYTERIAN	11-10-17	77-50	W	30-60	.500	12-26	.462	5-7	.714	9	36	45	45.0	13	22	18	2	7	77	77.0
CSUN	11-14-17	58-55	W	21-64	.328	11-29	.379	5-7	.714	11	28	39	42.0	17	15	17	5	10	58	67.5
CAL STATE FULLERTON	11-18-17	59-58	W	23-61	.377	8-22	.364	5-9	.556	15	27	42	42.0	18	9	14	4	7	59	64.7
vs Central Michigan	11-24-17	76-85	Lot	26-82	.317	9-30	.300	15-21	.714	21	19	40	41.5	20	13	4	0	6	76	67.5
vs Tulane	11-25-17	46-80	L	17-56	.304	5-16	.313	7-13	.538	13	23	36	40.4	15	7	19	1	7	46	63.2
SAN DIEGO	11-29-17	77-76	W	28-67	.418	7-18	.389	14-24	.583	16	22	38	40.0	17	16	12	4	5	77	65.5
at Arizona	12-03-17	78-67	W	23-50	.460	11-21	.524	21-25	.840	7	29	36	39.4	12	12	10	1	3	78	67.3
UC IRVINE	12-08-17	65-67	L	24-59	.407	8-24	.333	9-12	.750	16	25	41	39.6	11	14	21	6	7	65	67.0
HOPE INTERNATIONAL	12-10-17	92-68	W	38-71	.535	13-31	.419	3-3	1.000	10	31	41	39.8	10	25	16	4	11	92	69.8
San Diego State		628		230-570	.404	84-217	.387	84-121	.694	118	240	358	39.8	133	133	131	27	63	628	69.8
Opponents		606		230-568	.405	72-231	.312	74-108	.685	104	232	336	37.3	125	149	125	28	63	606	67.3

Games played: 9  
 Points/game: 69.8  
 FG Pct: 40.4  
 3FG Pct: 38.7  
 FT Pct: 69.4

Rebounds/game: 39.8  
 Assists/game: 14.8  
 Turnovers/game: 14.6  
 Assist/turnover ratio: 1.0  
 Steals/game: 7.0  
 Blocks/game: 3.0

► 2017-18 AZTEC GAME-BY-GAME POINTS-REBOUNDS-ASSISTS

Opponent	0 Kennedi Villa	1 Khalia Lark	3 Jenay Bojorquez	5 Te'a Adams	10 Najé Murray	11 Arantxa Gómez	15 McKynzie Fort	20 Geena Gomez	21 Abby Lowe	22 Lexy Thorderson	23 Loli Gomez	24 Kiara Edwards	30 Cheyenne Greenhouse	34 Baylee Vanderdoes	40 Monique Terry	45 Naomi Ekwedike
Presbyterian	1-0-1	0-4-1	0-3-2	4-0-2	14-3-1	4-3-0	16-7-2	6-2-6	DNP	12-6-2	DNP	0-2-0	6-4-4	8-5-1	2-2-0	4-1-0
CSUN	DNP	13-9-1	3-1-0	0-0-0	5-0-0	2-5-0	16-6-3	2-2-10	DNP	17-6-1	DNP	DNP	0-1-0	0-1-0	0-0-0	0-5-0
Cal State Fullerton	DNP	3-10-1	2-1-0	2-1-3	11-0-0	0-2-0	17-6-4	7-6-1	DNP	6-2-0	DNP	DNP	3-3-0	8-3-0	0-0-0	0-5-0
Central Michigan	DNP	2-4-0	2-0-0	5-1-1	12-0-0	0-1-0	21-3-3	15-6-7	DNP	12-3-0	0-0-0	DNP	4-3-2	3-13-0	0-1-0	DNP
Tulane	0-2-0	2-1-1	6-2-1	5-2-0	0-2-0	0-3-0	2-3-3	6-0-0	5-3-0	9-0-0	0-0-0	2-3-0	3-5-1	0-2-0	2-1-0	4-3-1
San Diego	DNP	0-4-1	DNP	5-4-2	10-4-1	8-3-0	24-6-8	7-5-3	DNP	16-1-0	DNP	DNP	2-0-0	5-3-0	0-2-0	0-1-1
Arizona	DNP	7-5-2	DNP	0-4-1	13-2-0	DNP	26-6-2	12-3-7	DNP	8-1-0	DNP	DNP	4-2-0	4-6-0	4-3-2	DNP
UC Irvine	DNP	10-5-0	DNP	2-3-2	10-1-1	0-3-0	16-4-3	12-2-7	DNP	9-5-0	DNP	DNP	0-1-1	0-5-0	0-0-0	6-5-0
Hope Int'l	0-1-0	14-4-1	DNP	20-8-7	16-1-4	DNP	DNP	10-1-4	0-1-1	6-4-1	0-0-1	6-5-0	10-6-4	2-2-0	2-2-0	6-3-2

DNP - Did Not Play

2017-18 AZTEC GAME-BY-GAME STARTERS

Game	Forward	Forward/Guard	Guard	Guard	Guard
vs. Presbyterian (W)	Gómez Ferrer	Lark	Fort	G. Gomez	Thorderson
vs. CSUN (W)	Gómez Ferrer	Lark	Fort	G. Gomez	Thorderson
vs. Cal State Fullerton (W)	Gómez Ferrer	Lark	Fort	G. Gomez	Thorderson
vs. Central Michigan (L)	Gómez Ferrer	Lark	Fort	G. Gomez	Thorderson
vs. Tulane (L)	Gómez Ferrer	Lark	Fort	G. Gomez	Thorderson
vs. San Diego (W)	Gómez Ferrer	Lark	Fort	G. Gomez	Thorderson
at Arizona (W)	Vanderdoes	Lark	Fort	G. Gomez	Thorderson
vs. UC Irvine (L)	Vanderdoes	Lark	Fort	G. Gomez	Thorderson
vs. Hope Int'l (L)	Vanderdoes	Lark	Murray	G. Gomez	Thorderson

Lineup Records

Gómez Ferrer-Lark-Fort-G. Gomez-Thorderson	4-2
Vanderdoes-Lark-Fort-G. Gomez-Thorderson	1-1
Vanderdoes-Lark-Murray-G. Gomez-Thorderson	1-0

# TEAM SUPERLATIVES

## Aztec Team Highs

Points	92	vs. Hope International (12-10-17)
Field Goals Made	38	vs. Hope International (12-10-17)
Field Goal Attempts	82	vs. Central Michigan (11-24-17)
Field Goal Percentage	.500 (30-60)	vs. Presbyterian (11-10-17)
3-pt Field Goals Made	13	vs. Hope International (12-10-17)
3-pt Field Goals Attempted	31	vs. Hope International (12-10-17)
3-pt Field Goal Percentage	.524 (11-21)	at Arizona (12-3-17)
Free Throws Made	21	at Arizona (12-3-17)
Free Throw Attempts	25	at Arizona (12-3-17)
Free Throw Percentage	.840 (21-25)	at Arizona (12-3-17)
Rebounds	45	vs. Presbyterian (11-10-17)
Assists	25	vs. Hope International (12-10-17)
Steals	11	vs. Hope International (12-10-17)
Blocked Shots	5	vs. CSUN (11-14-17)
Turnovers	21	vs. UC Irvine (12-8-17)
Fouls	20	vs. Central Michigan (11-24-17)

## Aztec Team Lows

Points	46	vs. Tulane (11-25-17)
Field Goals Made	17	vs. Tulane (11-25-17)
Field Goal Attempts	50	at Arizona (12-3-17)
Field Goal Percentage	.304 (17-56)	vs. Tulane (11-25-17)
3-pt Field Goals Made	5	vs. Tulane (11-25-17)
3-pt Field Goals Attempted	16	vs. Tulane (11-25-17)
3-pt Field Goal Percentage	.300 (9-30)	vs. Central Michigan (11-24-17)
Free Throws Made	3	vs. Hope International (12-10-17)
Free Throws Attempted	3	vs. Hope International (12-10-17)
Free Throw Percentage	.538 (7-13)	vs. Tulane (11-25-17)
Rebounds	36	at Arizona (12-31-17) vs. Tulane (11-25-17)
Assists	7	vs. Tulane (11-25-17)
Steals	3	at Arizona (12-3-17)
Blocked Shots	0	vs. Central Michigan (11-24-17)
Turnovers	4	vs. Central Michigan (11-24-17)
Fouls	12	at Arizona (12-3-17)

## Aztec Scoring

First Half High	42	vs. Presbyterian (11-10-17)
First Quarter High	21	at Arizona (12-3-17)
Second Quarter High	27	vs. Central Michigan (11-24-17)
Second Half High	42	vs. San Diego (11-29-17)
Third Quarter High	23	vs. CSUN (11-14-17)
Fourth Quarter High	25	vs. San Diego (11-29-17)
First Half Low	27	vs. Tulane (11-25-17)
First Quarter Low	10	vs. Tulane (11-25-17)
Second Quarter Low	9	vs. Cal State Fullerton (11-18-17)
Second Half Low	19	vs. Tulane (11-25-17)
Third Quarter Low	5	vs. Tulane (11-25-17)
Fourth Quarter Low	4	vs. CSUN (11-14-17)
Largest Halftime Lead	15 (42-27)	vs. Presbyterian (11-10-17)
Largest Halftime Deficit	16 (27-43)	vs. Tulane (11-25-17)
Largest Lead	31 (71-40)	vs. Presbyterian (11-10-17)
Largest Deficit	36 (27-63)	vs. Tulane (11-25-17)
Largest Deficit in a Win	7 (40-47)	vs. Cal State Fullerton (11-18-17)
Largest Lead in a Loss	10 (35-25)	vs. UC Irvine (12-10-17)

## Opponent Team Highs

Points	85	vs. Central Michigan (11-24-17)
Field Goals Made	31	vs. Tulane (11-25-17) vs. Central Michigan (11-24-17)
Field Goal Attempts	72	at Arizona (12-3-17)
Field Goal Percentage	.500 (31-62)	vs. Tulane (11-25-17)
3-pt Field Goals Made	15	vs. Tulane (11-25-17)
3-pt Field Goals Attempted	32	vs. Hope International (12-10-17)
3-pt Field Goal Percentage	.556 (15-27)	vs. Tulane (11-25-17)
Free Throws Made	13	vs. San Diego (11-29-17) vs. Central Michigan (11-24-17)
Free Throws Attempted	18	vs. UC Irvine (12-10-17) vs. Central Michigan (11-24-17)
Free Throw Percentage	.800 (8-10)	vs. CSUN (11-14-17)
Rebounds	54	vs. Central Michigan (11-24-17)
Assists	22	vs. San Diego (11-29-17)
Steals	14	vs. UC Irvine (12-8-17)
Blocked Shots	5	vs. CSUN (11-14-17)
Turnovers	17	vs. Hope International (12-10-17) vs. CSUN (11-14-17)
Fouls	23	vs. San Diego (11-29-17)

## Opponent Team Lows

Points	50	vs. Presbyterian (11-10-17)
Field Goals Made	20	vs. CSUN (11-14-17)
Field Goal Attempts	57	vs. Cal State Fullerton (11-18-17)
Field Goal Percentage	.328 (20-61)	vs. CSUN (11-14-17)
3-pt Field Goals Made	4	vs. Presbyterian (11-10-17)
3-pt Field Goal Attempts	12	vs. San Diego (11-29-17)
3-pt Field Goal Percentage	.129 (4-31)	vs. Presbyterian (11-10-17)
Free Throws Made	4	vs. Presbyterian (11-10-17)
Free Throw Attempts	8	vs. Presbyterian (11-10-17)
Free Throw Percentage	.500 (4-8)	vs. Presbyterian (11-10-17)
Rebounds	26	vs. Presbyterian (11-10-17)
Assists	10	at Arizona (12-3-17)
Steals	4	vs. CSUN (11-14-17)
Blocked Shots	0	vs. Hope International (12-10-17)
Turnovers	8	at Arizona (12-3-17)
Fouls	7	vs. Cal State Fullerton (11-18-17)

## Opponent Scoring

First Half High	43	vs. Tulane (11-25-17)
First Quarter High	32	vs. Tulane (11-25-17)
Second Quarter High	17	vs. San Diego (11-29-17)
	17	vs. Central Michigan (11-24-17)
	17	vs. Presbyterian (11-10-17)
Second Half High	42	vs. San Diego (11-29-17)
Third Quarter High	20	vs. Tulane (11-25-17)
Fourth Quarter High	25	vs. San Diego (11-29-17)
First Half Low	22	vs. CSUN (11-14-17)
First Quarter Low	10	vs. Presbyterian (11-10-17)
Second Quarter Low	9	vs. CSUN (11-14-17)
Second Half Low	23	vs. Presbyterian (11-10-17)
Third Quarter Low	12	vs. Presbyterian (11-10-17)
Fourth Quarter Low	11	vs. Presbyterian (11-10-17)
Largest Halftime Lead	16 (43-27)	vs. Tulane (11-25-17)
Largest Halftime Deficit	15 (27-42)	vs. Presbyterian (11-10-17)
Largest Lead	36 (63-27)	vs. Tulane (11-25-17)
Largest Deficit	31 (40-71)	vs. Presbyterian (11-10-17)
Largest Deficit in a Win	10 (25-35)	vs. UC Irvine (12-8-17)
Largest Lead in a Loss	7 (40-47)	vs. Cal State Fullerton (11-18-17)

**Aztec Individual Highs**

**Points**

26, McKynzie Fort at Arizona (12-3-17)

**Field Goals Made**

10, McKynzie Fort vs. San Diego (11-29-17)

**Field Goals Attempted**

19, McKynzie Fort vs. Central Michigan (11-24-17)

**Field Goal Percentage (min. 5 made)**

.692 (9-13), Te'a Adams vs. Hope International (12-10-17)

**3-Point Field Goals Made**

5, Lexy Thorderson vs. San Diego (11-29-17)

5, Lexy Thorderson vs. CSUN (11-14-17)

**3-Point Field Goals Attempted**

10, Lexy Thorderson vs. Central Michigan (11-24-17)

10, Lexy Thorderson vs. CSUN (11-14-17)

**3-Pt Field Goal Percentage (min. 2 made)**

.750 (3-4), Najé Murray at Arizona (12-3-17)

**Free Throws Made**

11, McKynzie Fort at Arizona (12-3-17)

**Free Throw Attempted**

13, McKynzie Fort at Arizona (12-3-17)

**Free Throw Percentage (min 4 made)**

1.000 (6-6), Najé Murray vs. Central Michigan (11-24-17)

1.000 (4-4), McKynzie Fort vs. Presbyterian (11-10-17)

**Rebounds**

13, Baylee Vanderdoes vs. Central Michigan (11-24-17)

**Assists**

10, Geena Gomez vs. CSUN (11-14-17)

**Steals**

4, Te'a Adams vs. Hope International (12-10-17)

**Blocked Shots**

3, Baylee Vanderdoes vs. San Diego (11-29-17)

**Turnovers**

6, McKynzie Fort vs. UC Irvine (12-8-17)

6, Geena Gomez vs. CSUN (11-14-17)

**Fouls**

4, Lexy Thorderson vs. San Diego (11-29-17)

4, Khalia Lark vs. Central Michigan (11-24-17)

4, Khalia Lark vs. Cal State Fullerton (11-18-17)

4, Geena Gomez vs. CSUN (11-14-17)

4, Baylee Vanderdoes vs. CSUN (11-14-17)

**Opponent Individual Highs**

**Points**

27, Kolby Morgan vs. Tulane (11-25-17)

27, Tinara Moore vs. Central Michigan (11-24-17)

**Field Goals Made**

11, Tinara Moore vs. Central Michigan (11-24-17)

**Field Goals Attempted**

21, JaLea Bennett at Arizona (12-3-17)

**Field Goal Percentage (min 5 made)**

.750 (6-8), Kayla Manuirangi vs. Tulane (11-25-17)

**3-Point Field Goals Made**

7, Kolby Morgan vs. Tulane (11-25-17)

**3-Point Field Goals Attempted**

12, Julia Pihl vs. Hope International (12-10-17)

**3-Pt Field Goal Percentage (min 2 made)**

1.000 (2-2), Vanessa DeSimone vs. Hope International (12-10-17)

1.000 (2-2), Sydney Williams vs. San Diego (11-29-17)

**Free Throws Made**

5, Tinara Moore vs. Central Michigan (11-24-17)

**Free Throws Attempted**

8, Tinara Moore vs. Central Michigan (11-24-17)

**Free Throw Percentage (min 4 made)**

1.000 (4-4), Brooke Bayman vs. UC Irvine (12-8-17)

1.000 (4-4), Sabrina Engelstad vs. UC Irvine (12-8-17)

1.000 (4-4), Sam Thomas at Arizona (12-3-17)

1.000 (4-4), Aubrey Ward-El vs. San Diego (11-29-17)

1.000 (4-4), Presley Hudson vs. Central Michigan (11-24-17)

1.000 (4-4), Channon Fluker vs. CSUN (11-14-17)

**Rebounds**

19, Tinara Moore vs. Central Michigan (11-24-17)

**Assists**

7, Lucia Alonso at Arizona (12-3-17)

7, Myah Pace vs. San Diego (11-29-17)

**Steals**

4, Kacie Hall vs. Presbyterian (11-10-17)

**Blocked Shots**

4, Channon Fluker vs. CSUN (11-14-17)

**Turnovers**

6, Presley Hudson vs. Central Michigan (11-24-17)

**Fouls**

5, Destiny Graham at Arizona (12-3-17)

5, Aubrey Ward-El vs. San Diego (11-29-17)

5, Presley Hudson vs. Central Michigan (11-24-17)



► **THE LAST TIME AN AZTEC...**

**Scored 20-24 points**

20, Te'a Adams, 12-10-17 vs. Hope International

**Scored 25-29 points**

26, McKynzie Fort, 12-3-17 at Arizona

**Scored 30-39 points**

31, Cierra Warren, 1-22-14 vs. San José State

**Scored 40+ points**

41, Chana Perry, 1-2-88 vs. Northern Illinois

**Had 20+ rebounds**

27, Chana Perry, 11-25-88 vs. Alabama State

**Had 15-19 rebounds**

17, Kristina Hunter, 1-11-14 vs. Air Force

**Had 10-14 rebounds**

10, Khalia Lark, 11-18-17 vs. Cal State Fullerton

**Had 10+ assists**

10, Geena Gomez, 11-14-17 vs. CSUN

**Had A Double-Double**

McKynzie Fort, 29 points, 11 rebounds, 1-11-17 at San José State

**Had A Triple-Double**

Chelsea Hopkins, 13 points, 11 rebounds, 12 assists, 3-9-13 vs. Boise State

**The Last Time San Diego State ...**

**Had two players score 20 points in the same game**

Kymerly Ellison (21) and Lexy Thorderson (21), 1-18-17 vs. UNLV

**Had two players with a double-double in the same game**

Erimma Amarikwa (19 points, 13 rebounds) and Cheyenne Greenhouse (19 points, 11 rebounds), 11-14-14 vs. Sacramento State

**Scored 100+ points**

101, vs. Colorado State (101-62), 1-25-92

**Allowed 100+ points**

104, vs. UCLA (56-104), 12-11-98

**Won by 20+ points**

24, vs. Hope International (92-68), 12-10-17

**Won by 30+ points**

35, vs. San Diego Christian (60-25), 12-21-15

**Won by 40+ points**

41, vs. Boise State (86-45), 3-9-13

**Won by 50+ points**

51, vs. Air Force (79-28), 1-7-09

**Won in Overtime**

vs. Fresno State (65-54), 2-10-16

**Lost in Overtime**

vs. Central Michigan (76-85), 11-24-17

► **2017-18 AZTEC LEADERS**

**Double-Figure Scoring Games**

McKynzie Fort (7), Najé Murray (7), Geena Gomez (4), Lexy Thorderson (4), Khalia Lark (3), Te'a Adams (1), Cheyenne Greenhouse (1)

**SDSU High Scorer**

McKynzie Fort (6), Lexy Thorderson (2), Te'a Adams (1)

**Double-Figure Rebounding Games**

Khalia Lark (1), Baylee Vanderdoes (1)

**Games Led SDSU In Rebounds**

McKynzie Fort (3), Khalia Lark (3), Baylee Vanderdoes (3), Te'a Adams (1), Naomi Ekwedike (1), Cheyenne Greenhouse (1), Lexy Thorderson (1)

**Games Led SDSU In Assists**

Geena Gomez (5), McKynzie Fort (3), Te'a Adams (1)

**Games Led SDSU In Steals**

McKynzie Fort (5), Te'a Adams (5), Khalia Lark (3), Lexy Thorderson (3), Geena Gomez (2), Najé Murray (2), Jenay Bojorquez (1), Cheyenne Greenhouse (1), Baylee Vanderdoes (1)

**Games Led SDSU In Blocks**

Baylee Vanderdoes (3), Arantxa Gómez Ferrer (2), Cheyenne Greenhouse (1), Khalia Lark (1), Monique Terry (1), Lexy Thorderson (1)

► **2017-18 SPECIALTY STATS**

San Diego State/Opponent

	Points in Paint	Points off TOs	2nd Chance Points	Fast Break Points	Bench Points
vs. Presbyterian (W)	34/28	11/14	12/5	13/12	39/5
vs. CSUN (W)	10/18	9/7	5/6	4/5	8/7
vs. Cal State Fullerton (W)	26/26	11/7	11/9	9/2	26/27
vs. Central Michigan (L)	26/42	17/4	10/13	2/4	26/8
vs. Tulane (L)	18/22	6/28	9/9	2/0	27/23
vs. San Diego (W)	40/42	4/8	17/13	4/4	22/21
at Arizona (W)	18/30	5/6	6/11	5/10	21/15
vs. UC Irvine (L)	20/36	16/29	9/16	2/9	18/37
vs. Hope Int'l (W)	44/22	26/17	8/4	12/7	44/18



**KENNEDI VILLA**  
Fr. | 6-0 | G  
Oakland, Calif.  
St. Mary's HS

0




**KHALIA LARK**  
Sr. | 6-0 | G/F  
Irvine, Calif.  
Mater Dei HS/Washington

1



**JENAY BOJORQUEZ**  
Fr. | 5-6 | G  
Phoenix, Ariz.  
Sierra Linda HS

3



**TE'A ADAMS**  
Fr. | 5-9 | G  
Kirkland, Wash.  
Juanita HS

5



**NAJÉ MURRAY**  
Fr. | 5-6 | G  
Stockton, Calif.  
St. Mary's HS

10



**ARANTXA GÓMEZ FERRER**  
Jr. | 6-0 | F  
Valencia, Spain  
Parque Colegio Santa Ana HS

11



**ALLISON BROWN**  
Sr. | 5-7 | G  
Anaheim Hills, Calif.  
Mater Dei HS

13




**MCKYNZIE FORT**  
Jr. | 5-9 | G  
Fontana, Calif.  
Etiwanda HS

15



**GEENA GOMEZ**  
Sr. | 5-8 | G  
Huntington Beach, Calif.  
Edison HS/St. Joseph's (Pa.)

20




**ABBY LOWE**  
So. | 5-11 | G  
Stockport, England  
Barking Abbey Academy

21



**LEXY THORDERSON**  
Sr. | 6-0 | G  
Castle Rock, Colo.  
Rock Canyon HS

22



**LOLI GOMEZ**  
Jr. | 5-10 | G  
Huntington Beach, Calif.  
Edison HS/CSU San Bernardino

23



**KIARA EDWARDS**  
Fr. | 6-1 | F  
Surprise, Ariz.  
Valley Vista HS

24



**CHEYENNE GREENHOUSE**  
Sr. | 5-11 | G  
Riverside, Calif.  
Canyon Springs HS

30



**BAYLEE VANDERDOES**  
So. | 6-1 | F  
Auburn, Calif.  
Placer HS

34



**MONIQUE TERRY**  
So. | 6-2 | F  
San Antonio, Texas  
Brennan HS

40



**NAOMI EKWEDIKE**  
So. | 6-6 | C  
Lagos, Nigeria  
Potters House Christian Academy (Fla.)

45



**STACIE TERRY**  
Head Coach  
Fifth Season  
UT Arlington (1998)

HC

**JESSE CLARK**  
Assistant Coach  
Fifth Season  
Pacific Union (2003)

AC

**CIARA CARL**  
Assistant Coach  
Fifth Season  
Point Loma Nazarene (2005)

AC

**NICK GRANT**  
Assistant Coach  
Fourth Season  
Baylor (2010)

AC