

Game No. 15



San Diego St. (7-7/1-0)

at UNLV (7-6/0-1)

Saturday, Jan. 15, 2005

7:30 p.m. PST

Thomas & Mack Center
(18,500)

Las Vegas, Nev.

► TELEVISION

SportsWest. Dave McCann (play-by-play), Blaine Fowler (analysis) and Russ Merrill (producer). The game will be shown in the San Diego market on Channel 4 San Diego and is available nationally through ESPN Full Court.

► RADIO

XPRS-1090 AM, San Diego (The Mighty 1090). Ted Leitner (play-by-play) and Dave Marcus (producer).

► SERIES

This will be the 35th meeting between the teams with UNLV owning a 27-7 series advantage. The teams split last season's series, with the Aztecs winning 83-78 in San Diego and the Rebels claiming a 68-65 decision in Las Vegas. SDSU is 2-16 lifetime against the Rebels in Las Vegas, with SDSU wins coming on Feb. 17, 1979 and March 9, 2002 in the MWC Championship game.

► More series information on page three.

► Complete series information on page 40.

► UP NEXT

San Diego State returns home for a pair of Mountain West Conference games. The Aztecs play host to Wyoming (Ch. 4 San Diego) on Saturday at 7:05 p.m. PST and Colorado State on Monday at 9:00 p.m. PST (ESPN Big Monday).

Aztec Basketball

SAN DIEGO STATE GAME NOTES ♦ at UNLV ♦ SAT., JAN. 15 ♦ THOMAS & MACK CENTER

Owners of the Lone Conference Road Win in the Opening Week of Play; San Diego State Travels to Las Vegas to Battle Pre-Season Conference Favorite UNLV on Saturday Night

San Diego State (7-7; 1-0 Mountain West Conference), the only team to win a conference road game in the opening week of the season, looks to extend its modest two-game winning streak when it travels to Las Vegas to face UNLV, the preseason favorite to win the Mountain West Conference championship on Saturday night.

The 35th meeting between the Aztecs and Rebels, scheduled to begin at 7:30 p.m. PST, is being broadcast by SportsWest and is available in San Diego on Channel 4 San Diego and nationally through ESPN's Full Court package. The contest can be heard on XPRS (The Mighty 1090).

San Diego State is coming off a dramatic 59-57 victory at Brigham Young last Saturday. The Aztecs trailed by 13 points in the first half, 11 points in the second half and by four points with 48 seconds left before rallying for the victory. Sophomore guard Brandon Heath made four consecutive driving layups in the final 2:39 and with the game tied at 57, senior forward Chris Walton rebounded Heath's miss and in one motion hit a fadeaway seven-footer at the buzzer to give the Aztecs their third win in 26 visits to the Marriott Center.

Sophomore forward Marcus Slaughter scored a game-high 17 points and added six rebounds. Heath, who was 0-for-8 with no points in the first half, connected on four straight field goals down the stretch and ended the game with 11 points. Walton, who was questionable for the game due to a hip flexor/groin strain, played 30 minutes and had 12 points and six rebounds.

UNLV, which through Monday has played the fourth most difficult schedule (according to the RPI), dropped its conference opener at Utah on Monday, 70-52. The Rebels are 5-2 at home this season (losses to Saint Mary's and sixth-ranked Oklahoma State), and are 27-8 in regular-season MWC home games since the formation of the conference prior to the 1999-00 season.

The Aztecs are looking for their third consecutive 2-0 start to league play but to accomplish that San Diego State will have to win their first two league road games of a conference season for just the second time in the school's 35 seasons at the Division I level (the 1984-85 NCAA squad opened Western Athletic Conference play with victories at Wyoming and Air Force).

UNLV leads the all-time series 27-7, including a 16-2 edge in games played in Las Vegas and 10-1 advantage at the Thomas & Mack Center. The Aztecs two wins over UNLV in Sin City, both by three-point margins, occurred on Feb. 17, 1979 (94-91) and in the 2002 Mountain West Conference championship game (78-75) on March 9, 2002. The two games last season were decided by a total of eight points.

MWC Standings

Pl.	Team	MWC		Overall	
		W	L	W	L
1.	► SDSU	1	0	7	7
	Air Force	1	0	10	6
	New Mexico	1	0	14	2
	Utah	1	0	13	3
5.	Brigham Young	0	1	6	10
	Colorado State	0	1	8	6
	UNLV	0	1	7	6
	Wyoming	0	1	7	6

records through Tuesday's games

Saturday, January 15

Brigham Young at Colorado State, noon PT

New Mexico at Air Force, 3 p.m. PT

Utah at Wyoming, 3 p.m. PT

San Diego State at UNLV, 7:30 PT

INSIDE...

Radio/TV Flip Card	pg. 13
Individual Bio Updates	15
Recaps	42
Statistics	48

■ The team with more assists in the Aztec-Rebel game has won the last five games and 12 of the 13 meetings during the Mountain West Conference era.

► San Diego State-UNLV: The Series, Page 3

■ The two current Mountain West Conference coaches with Final Four experience meet for the third time on Saturday.

► Steve Fisher-Lon Kruger Breakdown, Page 4

■ San Diego State's 2005 recruiting class is currently ranked 19th nationally.

► Like us Now? You'll Love Us in 2005-06, Page 5

■ San Diego State's buzzer-beating victory over Brigham Young last Saturday snapped a five-game conference losing streak in games decided by three points or less or in overtime. It also marked SDSU's third victory ever in Provo and marked the first time the Aztecs have won the road opener of league play against a team other than Air Force since the 1977-78 season.

► Noting the Brigham Young Victory, Page 9

AZTECS AT-A-GLANCE (7-7 OVERALL/1-0 MWC)

No.	Name (Career G/GS)	Pos.	Ht.	Wt.	Cl.	PPG	RPG	Misc.	Note	* - Indicates walk-on; ► - Probable Starters
0	Tommy Johnson (90/20)	G	6-3	186	Sr.	1.2	1.0	0.6 apg	Scored in last 3 of last 4 gms. he has played in; Made 5 of last 8 FGAs	
1	► Brandon Heath (44/39)	G	6-3	183	So.	16.9	3.8	3.9 apg	10+ pts. in 14-straight vs. DI opponents; 47-55 FTs; 14 career 20+ scoring gms.	
3	Chris Walton (96/35)	F	6-8	234	Sr.	4.4	3.4	1.4 apg	Season-high 12 pts. and GW shot at BYU; Missed 9 gms. due to injury	
5	Travis Hanour (41/8)	G	6-6	202	Sr.	1.0	1.0	0.7 apg	Last played Dec. 14 vs. SMC; Scored 3 pts. vs. SMC, 1st pts. since 2/24/03	
11	► Tyler Smith * (13/5)	G	6-2	208	Fr.	2.0	1.9	1.8 apg	Started 5 straight gms.; 23 assists; Second on team in hockey +/- at +40	
15	John Sharper (71/14)	G	6-0	195	Jr.	6.6	1.3	40.7 3FGs	41.0 career 3FG pct; 2 or more 3's in 6 gms. this season; 3 TO in last 107 mins.	
20	► Trimaime Davis (55/4)	F	6-8	233	Jr.	3.9	1.8	53.5 FGs	Career 54.3 FG pct; Scored in 7 of last 8 gms.; hockey +/- rating: +15	
21	Matt Thomas (14/3)	G	6-3	191	Fr.	5.1	2.5	1.5 apg	Started 3 of last 7 gms.; Career-high 14 pts. at Wash.; Made 23 of last 29 FTA	
24	Tim McGrath (0/0)	F	6-5	182	Fr.	---	---	---	REDSHIRT CANDIDATE. High jumped 6-10 in high school.	
30	Chris Lamb (0/0)	F	6-9	205	Fr.	---	---	---	REDSHIRT CANDIDATE. Grew nine inches during his prep career	
31	Jared Ines * (5/0)	F	6-7	234	Sr.	1.6	0.0	5 GP	Hard working senior with great strength for his size; 6 pts. vs. UCSD	
33	Chris Manker (89/11)	C	7-0	225	Sr.	9.0	3.5	1.5 apg	55 career treys; Aztecs are 10-3 when he blocks a shot; Made 14 of last 15 FTA	
42	► Marcus Slaughter (44/32)	F	6-8	223	So.	18.4	8.6	1.3 bpg	10+ pts in 14 straight; 15+ pts. 10 straight; 4 double-doubles this yr., 6 in career	
50	► Mohamed Camara (14/11)	C	6-10	265	Jr.	2.9	4.8	12 blks.	Speaks 6 languages; Avg 9.3 rebs. per 40 min.; 20 rebs. in last 65 mins.	

Head Coach: Steve Fisher (Illinois State, 1967) • 261-168 (14th full season overall) • 77-86 (sixth season at SDSU)

Assistant Head Coach: Brian Dutcher (Minnesota, 1982) **Assistant Coaches:** Gregg Gottlieb (UCLA, 1995), Mark Hughes (Michigan, 1989)

Director of Operations: Mark Fisher (Michigan, 2001) **Athletic Trainer:** Mark Haines (Metropolitan State College, 1987)

SDSU SCHEDULE/RESULTS - 7-7/1-0 MWC

Date	Opponent (Television)	Time/Result	Note	Record	RPI	Sagarin
N.19	UC Santa Barbara (Ch. 4 San Diego)	ot-L, 72-80	► Aztecs overcome 10-point deficit to force OT but can't overcome 38.8 FG pct.	4-8	227	185
N.22	Monmouth (Ch. 4 San Diego)	W, 69-65	► SDSU rallies from 18 points to win; Aztecs enjoy 41-20 rebound advantage	4-8	284	241
N.27	UC San Diego	W, 86-51	► Manker and Slaughter combine for 43 points; Aztecs force 27 TOs and shoot 60.4 pct.	5-5	---	---
D.1	San Diego (Ch. 4 San Diego)	W, 83-63	► SDSU shoots 53.6 percent has 38-24 rebound margin; Heath (26 pts.), Manker (22 pts.)	9-6	157	123
D.4	at UC Santa Barbara	W, 73-55	► Aztecs connect on 12-of-20 3FGs and have 60.0 FG pct.; SDSU led by 36 in 2nd half	4-8	227	185
D.7	at No. 16/21 Washington	L, 69-98	► Washington scores first eight points and leads wire-to-wire; Thomas career-high 14 pts.	13-2	9	8
San Diego SLAM Presented By PerfectWave Technologies (Cox Arena; San Diego, Calif.)						
D.11	Southern California vs. San Diego	USC, 87-75				
D.11	California (Ch. 4 San Diego)	L, 57-60	► SDSU shoots 35.0 percent and is outrebounded 37-30; Slaughter: 18 pts., 9 rebs.	8-6	76	98
D.14	SAINT MARY'S	L, 64-73	► Aztecs rally from 11-point second half deficit to take lead; SDSU: 36.0 FG%, 21.4 3FG%	14-4	59	55
D.18	at Loyola Marymount (Ch. 4 San Diego)	L, 68-72	► SDSU shoots 35.2 percent; 2nd half rebounds: LMU 24, SDSU 12; Slaughter 21 pts.	9-6	144	131
D.21	CAL ST. FULLERTON (Ch. 4 San Diego)	W, 63-60	► Slaughter collects 3rd double-double of the season; Smith CHs - 8 pts., 8 rebs; CSUF 29.0%	7-4	188	156
D.28	at Iowa State (ESPN Regional)	L, 59-69	► Aztecs led by 3 with 9:30 to play; SDSU shoots 38.3 pct. and attempts 7 free throws	8-4	73	88
D.31	PROVIDENCE (Ch. 4 San Diego)	L, 67-76	► Aztecs lead for 21:50 and by as many as 7; FG Shooting: PC 50.9, SD 34.9	9-5	37	67
J.3	SOUTH DAKOTA ST. (Ch. 4 San Diego)	W, 64-49	► SDSU forces 23 TOs and holds Jackrabbits to 30.8 pct. FG shooting	3-11	---	245
J.8	*at Brigham Young (SportsWest)	W, 59-57	► Aztecs rally from 13 down get 7-foot put-back from Walton to claim 3rd ever win in Provo	5-10	173	219
J.15	*at UNLV (SportsWest)	7:30 p.m. PST	► The two meetings last season were decided by a total of eight points	7-6	55	59
J.22	*WYOMING (Ch. 4 San Diego)	7:05 p.m. PST	► Aztecs have won five of the last six meetings between the teams	8-6	90	122
J.24	*COLORADO STATE (ESPN)	9:00 p.m. PST	► SDSU is 4-3 in its last seven games versus Colorado State	8-6	181	128
J.29	*at Air Force (Ch. 4 San Diego)	4:05 p.m. MST	► Aztecs have left Clune with victories in two of their last four visits	10-5	128	77
J.31	*at New Mexico (SportsWest)	7:00 p.m. MST	► Last six meetings have resulted in four Aztec victories	14-2	84	45
F.5	*UTAH (Ch. 4 San Diego)	7:05 p.m. PST	► First meeting in 2005 for teams that met three times in the 03-04 season	13-3	56	50
F.7	*BRIGHAM YOUNG (SportsWest)	7:05 p.m. PST	► SDSU has defeated Brigham Young twice in the last three meetings at Cox Arena	5-10	173	219
F.12	*UNLV (ESPN+Plus)	Noon PST	► Game vs. UNLV in San Diego is broadcast by ESPN+Plus for second straight year	7-6	55	59
F.19	*at Colorado State (Ch. 4 San Diego)	7:00 p.m. MST	► Aztecs last won in Fort Collins on Feb. 16, 2002; 2004 game at CSU went 2OTs	8-6	181	128
F.21	*at Wyoming (ESPN)	10:00 p.m. MST	► SDSU has won two of its last three games in Laramie	8-6	90	122
F.26	*NEW MEXICO (SportsWest)	7:05 p.m. PST	► Aztecs have defeated New Mexico three straight times at Cox Arena	14-2	84	45
F.28	*AIR FORCE (Ch. 4 San Diego)	7:05 p.m. PST	► San Diego State is 3-1 in last four "Senior Day" games	10-5	128	77
M.5	*at Utah (ESPN+Plus)	1:00 p.m. MST	► Four-point loss at Utah last season was closest for the Aztecs since 1986	13-3	56	50

Mountain West Conference Basketball Tournament (Pepsi Center, Denver, Colo.)

M.10 Quarterfinal Round ► San Diego State tries to repeat 2002 MWC championship run

M.11 Semifinal Round

M.12 Championship Game

* - Indicates Mountain West Conference game. RPI, Sagarin and records are current as of Jan. 11, 2004.

Contact Information

► SDSU

Mike May,

Associate MRD/MBB Contact

Office (619) 594-5547

Cell (619) 957-8372

Home (619) 644-1767

Fax (619) 582-6541

E-Mail mmay@mail.sdsu.edu

Web goaztecs.com

► UNLV

Andy Grossman,

Sports Information Director

Office (702) 895-3207

Fax (702) 895-0989

E-Mail agrossman@ccmail.nevada.edu

Web unlvrebels.com

Chris Walton's Shot at Buzzer Gives San Diego State Third Straight Mountain West Conference Victory and Third Ever Win in Provo, 59-57

PROVO, Utah -- He missed four straight practices prior to the game and after the game he took a flight to Philadelphia to see a specialist for his ongoing injury to his hip flexor/groin, but on Saturday night Chris Walton put in a performance that will be recounted by Aztec fans for years to come.

The fifth-year senior scored a season-high 12 points (two more than he had scored the rest of the season combined) and added six rebounds including a put-back seven-foot jumper as time expired to give San Diego State a 59-57 victory over Brigham Young in the conference opener for both teams.

The Aztecs won for just the third time in 26 lifetime appearances at the Marriott Center despite trailing by 13 points in the first half, 11 points in the second half and by four points with 48 seconds remaining.

San Diego State limited the Cougars to 35.1 percent shooting from the field and forced 17 turnovers, including 10 after intermission.

The Aztecs trailed by 11 early in the second half, but used a 25-8 run to take a six-point lead with 9:25 to play. The Cougars responded with a 9-0 run and led 51-48 with 4:18 remaining.

Brigham Young led by four points with 48 seconds to play, but Heath connected on a driving layup off the glass to cut the Aztecs deficit to two. Following a Cougar turnover, Heath converted another driving layup to tie the game at 57. After a BYU missed free throw, the Aztecs melted the clock setting the stage for Walton's follow off a Heath miss.

San Diego State 59, Brigham Young 57

Jan. 8, 2005 | Marriott Center | Provo, Utah

SDSU	MP	FG	3FG	FT	R	F	A	TO	B	S	TP
Davis	12	2-6	0-0	0-0	3	3	0	1	0	0	4
Slaughter	34	6-17	1-5	4-6	6	3	2	2	0	1	17
Camara	15	0-1	0-0	0-0	2	2	0	1	1	1	0
Heath	32	5-16	0-3	1-3	2	0	2	5	0	2	11
Smith	20	0-0	0-0	0-0	2	1	6	0	0	1	0
Johnson	10	0-1	0-0	0-0	1	1	1	0	0	0	0
Walton	30	6-8	0-2	0-0	6	1	1	1	1	0	12
Sharper	18	2-4	1-2	0-0	0	0	1	1	0	1	5
Thomas	8	0-3	0-0	1-2	0	1	1	0	0	1	1
Manker	21	4-6	0-2	1-1	6	4	3	1	0	1	9
Team								5			
Totals	200	25-62	2-14	7-12	33	16	17	12	2	8	59

BYU	MP	FG	3FG	FT	R	F	A	TO	B	S	TP
Hall	36	3-12	2-7	8-8	6	1	1	4	0	0	16
Jensen	31	3-4	0-0	4-4	7	1	0	1	0	1	10
Miles	25	4-12	0-0	0-0	5	2	0	1	1	0	8
Rose	36	3-10	1-7	0-0	6	3	2	1	0	0	7
Ainge	38	4-11	0-3	1-3	6	1	5	5	0	4	9
Young	4	0-0	0-0	0-0	1	0	0	0	0	0	0
Nashif	2	0-0	0-0	0-0	0	0	0	0	0	0	0
Burgess	2	0-1	0-1	0-0	1	1	0	1	0	0	0
Balderson	6	1-2	0-1	0-0	1	0	0	2	0	0	2
Meads	12	2-3	0-0	1-2	6	2	0	2	0	0	5
Dawes	8	0-2	0-0	0-0	3	2	0	0	0	0	0
Team								5			
Totals	200	20-57	3-19	14-17	47	13	8	17	1	5	57

Halftime: BYU 28, San Diego State 19. FG %: San Diego State 40.3, BYU 35.1. 3FG%: BYU 15.8, San Diego State 14.3. FT%: BYU 82.4, San Diego State 58.3. Officials: Scott Thornley, Bill Gracey, Mike Reed. Technicals: none. Attendance: 12,633.

Series Breakdown

THE SERIES

Overall	UNLV, 27-7
Overall Streak	UNLV, 1
Div. I Era	UNLV, 25-5
MWC Era	UNLV, 10-3
at UNLV	UNLV, 16-2
at T&M	UNLV, 10-1
at UNLV Streak	UNLV, 3
at SDSU	UNLV, 9-5
at Cox Arena	UNLV, 3-2
at SDSU Streak	SDSU, 1
Neutral	0-2
Neutal Streak	UNLV, 2
Fisher vs. UNLV	3-11
Fisher vs. Kruger	1-1

STATISTICAL COMPARISON

	SDSU	UNLV
Record	7-7	7-6
Conference Record	1-0	0-1
Scoring Offense	68.1	76.2
Scoring Defense	66.3	73.6
Scoring Margin	+1.8	+2.5
Rebound Margin	-2.2	+0.8
FG Percentage	42.5	44.4
FG Percentage Def.	42.2	43.5
3FG Percentage	32.3	34.1
3FG Percentage Def.	33.7	34.8
FT Percentage	67.1	68.6
Assists Per Game	12.8	15.0
Turnovers Per Game	15.6	14.8
Turnover Margin	+0.6	+0.6
A/TO Margin	0.8	1.0
Blocks Per Game	3.5	4.2
Steals Per Game	8.7	6.5

COMMON NON-CONFERENCE OPPONENTS

	SDSU	UNLV
California	L, 57-60	W, 73-72
Saint Mary's	L, 64-73	L, 54-64

SDSU vs. MWC IN 2005

	W	L
Air Force	0	0
BYU	1	0
Colorado State	0	0
New Mexico	0	0
UNLV	0	0
Utah	0	0
Wyoming	0	0
TOTAL	1	0

UNLV (7-6; 0-1 MOUNTAIN WEST)

No.	Name	Pos.	Ht.	Wt.	Cl.	PPG	RPG	Hometown
0	Odartey Blankson	F	6-7	220	Sr.	16.5	8.7	Chicago, Ill. (Marquette)
1	Romel Beck	G/F	6-7	185	Sr.	16.4	2.0	Rancho Cucamonga, Calif. (L.A. City College)
3	Michael Umeh	G	6-2	185	So.	6.9	1.3	Houton, Texas (Hightower HS)
5	Curtis Terry	G/F	6-5	200	Fr.	2.8	0.8	University Place, Wash. (Curtis HS)
10	Jerel Blassingame	G	5-10	170	Sr.	11.1	2.2	Brooklyn, N.Y. (L.A. City College)
11	Ricky Morgan	G	6-0	190	Jr.	1.8	0.6	Pontiac, Mich. (Schoolcraft College)
12	Andy Hannan	G/F	6-6	210	Sr.	4.7	2.7	Minneapolis, Minn. (MCTC)
22	Louis Amundson	F	6-9	230	Jr.	9.2	8.7	Boulder, Colo. (Monarch HS)
24	René Rougeau	G	6-5	180	Fr.	0.0	0.0	Rancho Cucamonga, Calif. (Etiwanda HS)
30	Joel Anthony	C	6-9	240	Jr.	1.5	2.3	Montreal, Canada (Pensacola JC)
31	Colin Darfour	G	6-0	180	Sr.	0.0	0.3	Las Vegas, Nev. (Antelope Valley College)
41	Dustin Villepigue	F	6-9	235	Jr.	5.0	3.7	Simi Valley, Calif. (Dixie State College)
42	Robert Berkey	G	6-4	190	Jr.	0.0	0.5	Las Vegas, Nev. (Barstow JC)

Head Coach: Lon Kruger (Kansas State '75) - 7-6 in first season at UNLV; 325-239 in 19th season overall
Assistant Coaches: Steve Hensen, Lew Hill, Marvin Menzies

San Diego State-UNLV: The Series

- ▶ This is the 35th meeting between UNLV and San Diego State, with the Rebels owning a 27-7 advantage in the series.
- ▶ The 35 series meetings are the fewest for the Aztecs against any Mountain West Conference opponent. The seven wins are also an Aztec low against any MWC foe.
- ▶ The teams have met in three of the five Mountain West Conference tournaments that UNLV has participated in. In 2000, the top-seeded Rebels, en route to the MWC postseason title and NCAA berth, claimed a narrow 77-72 victory over an 8th-seeded Aztec team that had gone winless in conference play. In 2002, No. 5 seed SDSU defeated No. 3 UNLV in the final, 78-75, to claim its first NCAA bid since 1985. In 2003, UNLV, seeded fourth, defeated fifth-seeded San Diego State in the quarterfinal round 83-67.
- ▶ The MWC Championship is just a part of the Aztecs-Rebels postseason history. SDSU has faced UNLV three times in NCAA tournaments, more than any other opponent. The Aztecs are 1-2 in those games, earning a victory in the 1967 NCAA Div. II Tournament regionals but dropping first-round decisions to ranked Rebel teams in the 1975 and '85 NCAA Division I Tournaments.
- ▶ Three of the last 10 games (and three of the last eight regular-season meetings) between the teams have gone into overtime, including both regular season meetings in 2001-02. Of the team's last 11 meetings, three have gone into overtime and there has been a one-point, two three-point, two five-point and two seven-point games.
- ▶ **Series Tidbits:** In three of the last four games, the winning team has scored exactly 83 points... In six of the 13 games during the Mountain West Conference era, the winning team has had exactly 83 points... Four times in the last eight games the losing team has shot better than 50 percent from the field... San Diego State has had five different leading scorers in the last six meetings between the teams (Randy Holcomb, Mike Mackell, Evan Burns, Tony Bland and Aerick Sanders (twice))... In the last three games between the teams there have been 26 lead changes and the game has been tied eight times... The team with more assists has won five straight games in the series and 12 of the 13 games in the Mountain West Conference era.
- ▶ Current San Diego State player career stats against UNLV can be found on page four.

LAST MEETING AND LAST TIME IN LAS VEGAS

UNLV 68, San Diego State 65 | Feb. 17, 2004 | Thomas & Mack Center
 LAS VEGAS - San Diego State built a 10-point second half lead but UNLV rallied for a 68-65 victory at the Thomas & Mack Center on Feb. 17, 2004.

UNLV jumped out early, 17-7, but the Aztecs went on a 14-3 run to take the lead with 7:57 left in the first half. The Rebels regained control and took a 32-28 lead into halftime. The Aztecs recaptured the lead with 13:07 remaining at 42-39, and increased the lead to 10 with 9:37 to play behind a pair of Chris Manker three-point field goals. The Rebels chipped away at the lead for the rest of the game, until the final three minutes when several Aztec miscues helped UNLV claim the victory.

Marcus Slaughter recorded his first career double-double with 13 points and a then career-high 15 rebounds. Aerick Sanders led San Diego State with 16 points on 6-of-11 shooting. Brandon Heath, who missed a potential game-tying three-pointer with seven seconds remaining, finished with 13 points. Wesley Stokes added seven assists and three steals for the Aztecs.

UNLV was playing its first game without head coach Charlie Spoonhour, who resigned earlier in the week due to health concerns. His son, assistant coach Jay Spoonhour, coached the Rebels.

Romel Beck scored a game-high 25 points on 9-of-12 shooting (4-for-5 3FG). Jerel Blassingame added 10 points and 10

▶ THE SERIES

Series: UNLV leads, 27-7
H: 5-9, **A:** 2-16, **N:** 0-2

Date	Location	Score
J.8.66	San Diego (PG)	W 91-62
F.3.67	Las Vegas	L 64-68
M.11.67	San Diego (PG) (RC)	W 88-71
D.27.68	Las Vegas (NV)	L 74-101
M.15.75	+N-Tempe, Ariz. (17)	L 80-90
D.11.76	San Diego (SA) (5)	L 113-118
D.10.77	Las Vegas (10)	L 95-101
J.4.79	San Diego (SA)	L 80-85
F.17.79	Las Vegas	W 94-91
J.11.80	Las Vegas	L 86-88
E.5.80	San Diego (SA)	L 86-98
J.17.81	San Diego (SA)	L 77-78
F.20.81	Las Vegas	L 67-68
J.2.82	Las Vegas	L 71-77
F.6.82	San Diego (SA)	W 81-68
M.14.85	+N-Salt Lake City (9)	L 80-85
D.20.85	Las Vegas (LV) (12)	L 85-105
D.30.91	Las Vegas	L 72-88
D.12.92	San Diego (PG) (22)	L 77-89
J.9.97	*Las Vegas	L 59-79
F.8.97	*San Diego (SA)	L 71-78
J.22.00	*Las Vegas	L 55-83
M.2.00	*San Diego (CA)	L 64-85
M.9.00	*Las Vegas (QF)	L 72-77
J.27.01	*Las Vegas	ot-L 72-82
F.24.01	*San Diego (CA)	W 83-66
J.26.02	*San Diego (CA) (124)	ot-L 79-80
F.23.02	*Las Vegas	ot-L 76-83
M.9.02	*Las Vegas (CH)	W 78-75
F.11.03	*San Diego (CA)	L 64-79
M.8.03	*Las Vegas (d)	L 67-83
M.13.03	*Las Vegas (QF)	L 67-83
J.17.04	*San Diego (CA) (d)	W 83-78
F.17.04	*Las Vegas	L 65-68

*AG - Aztec Gym. PG - Peterson Gym. CA - Cox Arena. Number after location is BYU AP rank at game time. * - conference game. ^ - MWC championship.*

SDSU PLAYERS VS. UNLV

PLAYER	GP-GS	Min-Avg	FG-FGA	Pct	3FG-FGA	Pct	FT-FTA	Pct	Rebs	Avg	PF	FO	A	TO	Blk	Stl	Pts	Avg	Hi
Brandon Heath	2-2	57-28.5	13-33	.394	5-17	.294	3-3	1.000	4	2.0	6	0	7	7	0	3	34	17.0	21
Chris Walton	7-2	119-17.0	10-26	.385	3-6	.500	9-13	.692	24	3.4	13	0	13	10	1	4	29	4.1	9
Marcus Slaughter	2-2	65-32.5	9-21	.429	0-2	.000	6-8	.750	22	11.0	4	0	2	3	0	1	24	12.0	13
Tommy Johnson	6-0	64-10.7	8-17	.471	5-10	.500	0-1	.000	5	0.8	9	0	7	2	1	1	21	3.5	13
John Sharper	5-0	60-12.0	5-14	.357	5-11	.455	2-2	1.000	3	0.6	8	1	4	3	0	3	17	3.4	6
Chris Manker	5-0	22-4.4	3-9	.333	2-7	.286	0-0	.000	1	0.2	2	0	0	1	0	1	8	1.6	6
Travis Hanour	1-0	13-13.0	1-3	.333	1-2	.500	0-0	.000	3	3.0	1	0	0	1	1	0	3	3.0	3
Trimaine Davis	4-0	17-4.3	0-0	.000	0-0	.000	0-0	.000	2	0.7	3	0	1	0	0	0	0	0.0	0

MWC Individual Rankings

Mohamed Camara

Off. Rebounding	9th (2.3)
Blocked Shots	13th (0.86)
Rebounding	14th (4.8)

Brandon Heath

Steals	2nd (2.14)
Assists	3rd (3.86)
Free Throw Pct.	4th (83.9)
Assist-TO Ratio	5th (1.06)
Scoring	5th (16.9)
3FG Made	8th (1.71)

Chris Manker

Off. Rebounding	15th (1.57)
-----------------	-------------

John Sharper

Steals	8th (1.36)
3FG Percentage	9th (40.7)
3FG Made	11th (1.57)

Marcus Slaughter

Off. Rebounding	2nd (3.54)
Scoring	3rd (18.4)
Steals	4th (1.50)
Rebounding	6th (8.6)
Def. Rebounding	6th (5.29)
Blocked Shots	7th (1.29)

MWC Team Rankings

Category	Rank
Scoring Offense	6th
Scoring Defense	4th
Scoring Margin	6th
Free Throw Percentage	7th
FG Percentage	8th
FG Percentage Defense	3rd
3FG Percentage	8th
3FG Percentage Defense	4th
Rebounding Offense	7th
Rebounding Defense	7th
Rebounding Margin	7th
Blocked Shots	5th
Assists	6th
Steals	1st
Turnover Margin	3rd
Assist-TO Ratio	6th
Offensive Rebounds	1st
Defensive Rebounds	7th
3FG Made	5th

assists, including 4-of-4 free throw shooting in the final 28 seconds of the game. Odartey Blankson added 12 points and seven rebounds.

LAST MEETING IN SAN DIEGO

San Diego State 83, UNLV 78 | Jan. 17, 2004 | Cox Arena at Aztec Bowl

SAN DIEGO - Aerick Sanders scored 23 points and Brandon Heath added 21 points, leading San Diego State to an 83-78 win over UNLV at Cox Arena on Jan. 17, 2004.

The win allowed San Diego State (11-6, 2-0 Mountain West) to open conference play with two victories in consecutive years for the first time since the 1985 and 1986 seasons.

Heath and Sanders each hit key shots in the final 10 minutes to cut UNLV's (9-5, 0-2) lead to four late in the game. Odartey Blankson had 18 points and 10 rebounds for the Rebels, who hit 51.9 percent of their shots but committed 22 turnovers.

The Aztecs led, 63-59, when Heath scored on a fast-break layup. Sanders later turned a rebound into a basket and Heath hit a 15-foot jumper to give the Aztecs a 69-59 lead.

Sanders then converted two straight 3-point plays to give San Diego State its biggest lead, 75-63, at the 4:37 mark.

The Runnin' Rebels went on an 11-3 run to pull within four, 78-74, on James Peters' basket. But Wesley Stokes came right back and went the length of the floor for a layup.

On the Aztecs' next possession, Stokes fed Chris Walton for a fastbreak basket to give SDSU an 82-74 lead with 1:46 remaining.

Stokes finished with 10 points and seven assists and Marcus Slaughter added 11 points and seven rebounds.

LAST SAN DIEGO STATE VICTORY IN LAS VEGAS

San Diego State 78, UNLV 75 | March 9, 2002 | Thomas & Mack Center

LAS VEGAS -- Deandre Moore hit two free throws with 3.3 seconds remaining as fifth-seeded San Diego State beat third-seeded UNLV, 78-75, to win the Mountain West Conference tournament and advance to the NCAA tournament for the first time since 1985.

The Aztecs led by as many as 16 points in the second half, but UNLV got within one point on two free throws by Marcus Banks with 4.8 seconds remaining. Moore was fouled with 3.3 seconds left, and went on to convert both free throws to clinch the win for the Aztecs. Tournament MVP Randy Holcomb led San Diego State with 20 points and 11 rebounds. Al Faux added 16 points and Mike Mackell had 15.

Lou Kelly paced the Rebels with 24 points. Dalron Johnson had 23 and Marcus Banks scored 18.

The Aztecs led 68-53 with five minutes left to play, but turned the ball over five straight times as the Rebels rallied to cut the lead to 68-62 with 3:55 left.

Banks and Johnson scored all nine points for the Rebels in that run. Mackell ended the streak with a layup to put the Aztecs ahead 70-62.

The Aztecs extended their lead to 74-68 on two free throws by Moore, but Banks made a three-point play to bring the Rebels to within 74-71 with 1:06 remaining. With 30 seconds left, Kelly connected on an inside jumper to pull the Rebels within two, 75-73.

Banks converted two free throws with 4.8 seconds left to bring the Rebels within one point of catching the Aztecs, but Moore's two free throws in the final seconds thwarted the Rebels' chances of a come-from-behind win.

Mountain West's Two Current Coaches With Final Four Experience Meet for Third Time

The only two current Mountain West Conference head coaches with Final Four experience will face each other for just the third time. Steve Fisher and Lon Kruger crossed paths for one season in the Big Ten, with the home team winning by a wide margin. On Jan. 9, 1997, Fisher's Michigan squad defeated Kruger's Illinois team, 88-74 in Ann Arbor. The Illini earned a season split with a 70-51 win in Champaign on March 2, 1997.

Both coaches have enjoyed national success. Fisher is one of just 10 active coaches to win a national championship and has the fourth highest active NCAA Tournament winning percentage and sixth most Final Four appearances among active coaches. Kruger has guided three different programs to the NCAA Tournament (Kansas State, Florida and Illinois) and led the Gators to the 1994 Final Four.

To the right, is a quick look at the impressive numbers of the two coaches.

	THE COACHES	
	Fisher	Kruger
Seasons	14th-full	19th
NCAA Titles	1	0
Final Four	3	1
NCAA Tourneys	8	9
NCAA Tour. Rec.	20-7	11-9
NIT Titles	1	0
Postseason NIT	3	2
Victories	261	325
20-Win Seasons	7	7

Aztecs off the Court

► Mohamed Camara

Speaks six languages... Moved to the United States on Sept. 29, 2001... Started playing basketball in 1999.

► Trimaïne Davis

Hit by a car at age 16 that initiated his switch from football to basketball... Wears jersey No. 20 in memory of high school friend Greg Ashford who died in a drowning accident.

► Travis Hanour

Grew eight inches between his freshman and junior years of high school... Has four tattoos, all Christian related.

► Brandon Heath

Through his first full year (Fall, spring and summer semesters), he has completed 41 college units... On schedule to be classified as a junior academically following the Fall, 2004 semester.

► Tommy Johnson

Enjoys traveling and visited St. Thomas on a seven-day cruise in summer of 2003... Has a basketball card collection.

► Chris Manker

Attended and worked the 1999 U.S. Senior Open at the Des Moines Golf and Country Club... Wants to open a sports restaurant chain called Super Manker's.

► John Sharper

His mother is working on her Ph.D. in education psychology at the University of Missouri... Played the saxophone for three years in high school.

► Marcus Slaughter

Heavily involved in community activities and initiates many of the community projects the team is involved in... Teamed with Brandon Heath to win the 2004 Pro City championship in Los Angeles (formerly known as the Say No Classic).

► Chris Walton

Organized food drives in conjunction with Aztec basketball home games each of the past three seasons.. Went to his first Grateful Dead concert when he was two months old... Youngest son of Bill Walton.

► Steve Fisher

Won a charity free-throw shooting contest featuring the eight head coaches at the 2003 EA Sports Maui Invitational.

Lobbying for More Gun Control

Current UNLV assistant coach Marvin Menzies served in a similar position at San Diego State for four seasons (1999-00 through the 2000-03 seasons). Menzies, affectionally nicknamed the gun for his habit of using his index finger and thumb to shape a gun, was an assistant coach at Southern California last season and is in his first season as an assistant coach at UNLV.

The other members of Steve Fisher's original staff are still on the Mesa. Along with Fisher, assistant head coach Brian Dutcher is in his sixth season in his current position and assistant coach Gregg Gottlieb is in his sixth season on the staff and his third as an assistant coach. The other original member of the coaching staff, Jim Tomey, is in his third season as head coach of the Aztec women's team.

Rounding out the staff are first-year assistant coach Mark Hughes, who was a senior co-captain on Fisher's 1989 national championship team, third-year director of basketball operations Mark Fisher and fifth-year director of player development Matt Soria.

Aztec Cliff Notes

San Diego State (7-7) has flirted with a .500 mark while facing one of the most challenging schedules in school history all while having the senior class miss 27 games due to injury and suspension.

What looked like one of the most experience teams in school history has had to rely heavily upon underclassmen due to the dismissal of Wesley Stokes (who started 28 of 30 games a year ago) and injuries to Chris Walton (groin pull/hip flexor) and Travis Hanour (tendonitis).

The result has been an exciting, and somewhat inconsistent, season with a number of first and second year players making an immediate impact.

San Diego State has played with a predominately 10-man rotation since the return of Walton. The Aztecs have started eight different lineups, and have played seven different starting groups in the last eight games.

The one player to start every game is 6-8 sophomore forward Marcus Slaughter. The team leader in scoring (18.4) and rebounding (8.6), Slaughter has been a consistent threat for the Aztecs having scored in double figures every game this season and leading the team in scoring eight times and rebounding 10 times.

Joining Slaughter in the frontcourt are Mohamed Camara, Trimaïne Davis, Chris Manker and Chris Walton. Typically the Aztecs have started three guards leaving one of the aforementioned players to join Slaughter on the front line.

Junior Mohamed Camara (2.9 ppg, 4.8 rpg, 12 blks.) is the Aztecs biggest post presence at 6-10, 265. He has only been playing basketball since 1999 and so he is continuing to develop his offensive skills. Had his best game of the season against Providence on Dec. 31 when he matched his career best with seven points and added a career-high 13 rebounds. He has 20 rebounds in his last three games.

Junior Trimaïne Davis (3.9 ppg, 1.8 rpg, 3 blks.) is playing the best basketball of his career. An athletic 6-8 forward, Davis feels more comfortable as he gains more playing time. He has 17 points in his last 40 minutes on the court and is connecting on 53.5 percent of his field goals on the season. As has always been the case, Davis in an enthusiastic player who took over the duties of team captain in Walton's absence.

Senior Chris Manker (9.0 ppg, 3.5 rpg, 1.5 apg) exploded out of the gate and is putting together the best season of his career. Always a threat from behind the arc, the 7-0 center has emerged as a post option. This season he has 35 two-point field goals, 18 more than he had all of last season. He also has 55 career three-point goals.

Senior Chris Walton (4.4 ppg, 3.4 rpg) plays both the three and four positions for the Aztecs. He played the opener and then missed a month (nine games) due to a hip flexor/groin strain injury. He is still bothered by the injury, but has returned to play 23 or more minutes in each of the last four games and is coming off his best performance, with 12 points, six rebounds and a game-winning shot at Brigham Young last Saturday.

Turning to the backcourt, the other staple in the Aztec lineup is sophomore guard Brandon Heath (16.9 ppg, team-high 3.9 apg, 3.8 rpg). Heath has started 13-of-14 games this season, has 13 double-digit scoring games this season and has connected on a three-point field goal in 14 of his last 15 games. A graduate of Westchester High, Heath scored nine of San Diego State's last 11 points against the Cougars last Saturday.

The rest of the backcourt consists of Tommy Johnson, John Sharper, Tyler Smith and Matt Thomas.

Senior Tommy Johnson (1.2 ppg, 1.0 rpg) has played in 13 of the 14 games for SDSU so far. Typically a reserve, he has played as many as 24 minutes this season and has posted outings of seven points and six rebounds this season.

Junior John Sharper (6.6 ppg, 1.3 rpg) is once again above 40 percent from three-point range. Third on the school's career three-point field percentage charts, he has started nine games this season and played at least 13 minutes in all 14 games. He has just two turnovers in his last 94 minutes of action.

Walk-on true freshman Tyler Smith (2.0 ppg, 1.9 rpg, 1.8 apg) has been the surprise of the year for San Diego State. Smith has started five straight games and is second on the Aztec team in hockey +/- . This season, when he is on the court the Aztecs have outscored their opposition by 40 points. When he is off the court, SDSU has been outscored by 15 points. He has made five of his last 10 three-point field goal attempts and had a career-best six assists at Brigham Young on Saturday.

True freshman Matt Thomas (5.1 ppg, 2.5 rpg, 1.5 apg) plays the point position for the Aztecs when he is on the floor. He has made three starts this season in and has seen action in all 14 games. An explosive player, Thomas has the ability to get around defenders.

Like Us Now? You'll Love Us in 2005-06

One thing Aztec fans know is that of the top eight players based on minutes played this season, seven are slated to return next season. Included in that group of eight are one senior (Chris Manker), three juniors (Mohamed Camara, Trimaïne Davis, John Sharper), two sophomores (Brandon Heath, Marcus Slaughter) and two true freshmen (Tyler Smith and Matt Thomas).

Mountain West

STANDINGS

School	MWC		Overall	
	W	L	W	L
SDSU ◀	1	0	7	7
New Mexico	1	0	14	2
Utah	1	0	13	3
Air Force	1	0	10	6
CSU	0	1	8	6
Wyoming	0	1	7	6
UNLV	0	1	7	6
BYU	0	1	6	10

SCHEDULE AND RESULTS

January 8 (Saturday)
 Colorado St. 53, at Air Force 58
 SDSU 59, at BYU 57
 Wyoming 75, at New Mexico 89

January 10 (Monday)
 at Utah 70, UNLV 52
 at Wyoming 100, IPFW 59

January 11 (Tuesday)
 at Saint Mary's 59, Air Force 58
 at BYU 110, Montana St.-Billings 70

January 15 (Saturday)
 New Mexico at Air Force
 BYU at Colorado St.
 SDSU at UNLV
 Utah at Wyoming

January 17 (Monday)
 BYU at Wyoming
 Utah at Colorado St.

January 22 (Saturday)
 Air Force at BYU
 Colorado St. at UNLV
 New Mexico at Utah
 Wyoming at SDSU

Preseason MWC Poll

Pl.	School (1st Place Votes)	Pts.
1.	UNLV (14)	182
2.	Utah (7)	169
3.	Air Force (4)	142
4.	New Mexico	122
5.	Brigham Young	92
6.	Colorado State	87
7.	San Diego State	71
8.	Wyoming	35

Joining that group is a recruiting class quickly earning accolades as one of the best nationally.

The Aztecs' early signees included Brett Hoerner, Kyle Spain, Kashif Watson and Jabbar Young. All four players, three from the high school ranks, and one from junior college, have been ranked among the top 125 players nationally in their respective classes.

With the addition of Florida transfer Mohamed Abukar who started practicing with the Aztecs on Thursday and will be eligible mid-December next season, HoopScoop Online has the Aztec 2005 class ranked 19th nationally.

Below is a look at the 2005 Aztec class.

Hoerner, a 6-11, 200-pound forward, is a senior at Fullerton High in Fullerton, Calif. He averaged 16.0 points, 9.8 rebounds and recorded 112 block shots for a team that went 20-7 last season. Hoerner is ranked among the top 100 recruits in his class by six different scouting services, including Hoop Alliance, which ranks him 51st. He is ranked as the 20th best power forward in the country by ScoutHoops.com and is a member of *Street & Smith's* High Honorable Mention All-America team.

Spain, a 6-6, 205-pound forward, is a senior at Newark Memorial High in Newark, Calif. He averaged 16.5 points, 8.0 rebounds and shot 70.4 percent from the free throw line as a junior. His team went 29-5 and played for the CIF Division I championship in 2003-04. Spain recorded three 30-point scoring games and posted eight double-doubles as a junior. He is one of just five players named to the *Street & Smith's* San Francisco-Oakland all-Metro team. He was rated as the 42nd best player nationally by Hoop Scoop's Clark Francis and was selected as the fourth best prospect in the state by the same service.

Watson, a 6-3, 180-pound guard, is a senior at Bishop Gorman High in Las Vegas. He averaged 17 points, six rebounds, four assists and three steals for a playoff team that went 21-7 last season. This season, his prep team is ranked among the top 25 nationally by two publications. He is ranked as the second best shooting guard on the west coast and among the top 35 players at the two-guard position nationally by Rivals.com. He was named to *Street & Smith's* High Honorable Mention All-America team. His brother, C.J., is a starting guard at Tennessee.

Young, a 6-11, 285-pound center, is in his second season at San Bernardino College. He will have two seasons remaining when he joins the Aztecs in 2005-06. Young was listed as the 20th-best center in the class of 2002 by ESPN.com. He was also listed as one of 20 players to watch in the state of Maryland by *USA Today* while he was at National Christian Academy (Md.). Young attended classes at San Diego State in the Spring of 2003.

Abukar, a 6-10, 210-pound forward, will be a junior when he begins playing for the Aztecs next December. He played in 30 games as a freshman and saw action in seven games this season for Florida. Earlier this season, he scored a career-high 22 points in just 12 minutes of action against Florida A&M.

Winning vs. Losing

If you look at San Diego State statistics in victories and losses, it is hard to believe the same team that has won seven games, four by 15 or more points, is the same team that has lost seven games, four of which were a one possession game with less than three minutes remaining.

▶ The most glaring statistic is field goal percentage, where the Aztecs have shot 48.2 percent in seven victories and 37.3 percent in seven losses, a difference of 10.9 percent. In every game this season, and in the last 16 San Diego State games dating back to last season, the team with the better field goal percentage has won. The Aztecs have lost 10 consecutive games when an opponent has a higher field goal percentage.

▶ To the surprise of no one, Aztec opponents are shooting better, 12.4 percent to be precise, in Aztec losses vs. Aztec wins. Holding opponents below 40.0 percent from the field has been a good omen, not only this season but during the Fisher era. The Aztecs are 36-6 when their opponent shoots 40 percent or less from the field.

▶ Another trend to look for is the rebound war. The Aztecs own a +1.6 rebound margin in victories and a -6.0 rebound margin in losses, a swing of 7.6 rebounds per game. San Diego State is 4-1 this season and 52-32 in the Fisher era when owning a rebound advantage. Meanwhile, San Diego State is just 25-52 during Fisher's six seasons when facing a disadvantage on the glass.

Can We Catch A Break?

Last season San Diego State finished 14-16 but were just a couple of key possessions away from not only posting a fourth consecutive .500 or better record, but also making an appearance in a third straight postseason.

In 2003-04, San Diego State lost three games they led with 59 seconds to go in regulation, lost six games that were a one possession contest with 25 seconds or less remaining and lost seven games that SDSU led with 13:48 to go in regulation.

Splitting the six games that were a one possession contest with 25 seconds or less remaining that SDSU lost, would have given the Aztecs a 17-13 record.

Unfortunately, that trend has continued into the beginning portion of the 2004-05 season. Of the Aztecs seven losses this season, four were a one possession game with under three minutes to play.

▶ vs. UCSB, ot-L, 72-80. Aztecs shoot just 38.8 percent from the field but succeed from rallying from 10 points down to

▶ HOOPSCOOP'S TOP RECRUITING CLASSES OF 2005

1.	Louisville
2.	Duke
3.	Washington
4.	Mississippi
5.	Memphis
6.	North Carolina
7.	Mississippi State
8.	Oklahoma State
	Louisiana State
10.	Alabama
11.	Baylor
	UNLV
13.	Kansas
14.	Arizona
15.	Marquette
16.	Georgia
17.	Pittsburgh
18.	UCLA
19.	▶ San Diego State
20.	Connecticut
21.	Auburn
	Southern California
23.	Nebraska
24.	Notre Dame
25.	Syracuse

two publications. He is ranked as the second best shooting guard on the west coast and among the top 35 players at the two-guard position nationally by Rivals.com. He was named to *Street & Smith's* High Honorable Mention All-America team. His brother, C.J., is a starting guard at Tennessee.

▶ WINS VS. LOSSES

	W	L
Record	7-0	0-7
Scoring Margin	+13.9	-10.3
FG Percentage	48.2	37.3
Opp. FG Pct.	35.9	48.3
3FG Percentage	38.2	26.6
Opp FTA/Gm	12.9	19.6
Reb. Margin	+1.6	-6.0
TO Game	14.9	16.4

SDSU Mountain West Conference Player of the Week

Date	Nominee
Nov. 23	Marcus Slaughter
Nov. 30	Marcus Slaughter
Dec. 6	Brandon Heath
Dec. 13	Marcus Slaughter
Dec. 20	Marcus Slaughter
Dec. 27	Tyler Smith
Jan. 3	Marcus Slaughter
Jan. 10	Chris Walton

Bold indicates player won the award

Weekly RPI and Sagarin Ratings

Date	RPI	Sagarin
Dec. 13	262	249
Dec. 20	213	226
Dec. 27	182	204
Jan. 3	153	197
Jan. 10	153	179

force overtime before suffering season-opening loss.

► vs. California, L, 57-60. Once again, San Diego State rallies from a double-digit deficit, trail by one point with 5:55 to play and have the ball down three when a three-point field goal attempt bounces off the rim as the clock expires.

► vs. Saint Mary's, L, 64-73. Stop us if you have heard this before. San Diego State, which trailed by 11 points at one time, rallies to take a one-point lead with 3:04 to play, but can't hold on to the lead.

► at Loyola Marymount, L, 68-72. Aztecs lead for 23:44 of the game and enjoyed a seven-point lead in the first half and a six-point lead in the second half. SDSU led with seven minutes remaining and trailed by two points with the ball with just over two minutes to play.

► vs. Providence, L, 67-76. San Diego State leads for more than 21 minutes of the game, leads by as many as seven points and a five-point second-half lead. SDSU has more rebounds, more free throw attempts and fewer turnovers but can not overcome 34.9 percent shooting.

In San Diego State's seven losses this season:

- The Aztecs have led in the final 10 minutes of the game: 4 times
- San Diego State led for more than 20 minutes of the game: 2 times

Relying on the Underclassmen

Most people expected big things from San Diego State's senior class in 2004-05. With six players entering their final season on the Mesa, SDSU looked to be loaded with experience.

But due to injuries and other circumstances, the six seniors on the Aztec squad - Travis Hanour, Jared Ines, Tommy Johnson, Chris Manker, Wesley Stokes and Chris Walton - have played a total of 40 games, made 11 starts, scored 174 points, pulled down 82 rebounds and have 38 assists through 14 games.

Right now, the Aztec senior class is accounting for 20.8 percent of the minutes played, 18.3 percent of the scoring, 19.2 percent of the rebounding and 21.2 percent of the assists. That means the Aztecs are on pace to return players responsible for about 80 percent of those major statistical categories next season.


Despite having six members in its class, the senior trail both the junior class (with three members) and sophomore class (with two members) in starts, minutes played, points and rebounds per game.

There may be hope on the horizon for the class, with Travis Hanour and Chris Walton returning from injuries to play recently.

Below is a statistical breakdown by class.

	Players	GP	GS	Min.	PPG	RPG	APG
Senior	6	40	11	42.1	12.4	5.9	2.7
Junior	3	42	24	58.9	13.4	7.9	1.9
Sophomore	2	28	27	67.6	35.3	12.4	5.0
Freshmen	3	29	8	33.1	7.0	4.3	3.1

Slaughter House Rules




Sophomore forward Marcus Slaughter has gotten off to an explosive start this season. An honorable mention all-conference selection as a freshman, Slaughter is averaging team-highs in scoring (18.4 ppg) and rebounding (8.6). As of Tuesday, he ranked among the league leaders in scoring (3rd), rebounding (6th), and blocked shots (7th).

Other notes on Slaughter's great jump out of the gate.

- He has produced double-digit scoring games in all 14 games this season marking the first time in his career the sophomore has scored 10 or more points in as many as three consecutive games. He had eight double-figure scoring games all of last season.
- He is en route to post one of the best individual single-season scoring average in school history. The last time an Aztec player averaged more than 18.3 points per game was in in 1985-86 season Michael Watson led the Western Athletic Conference with a 22.5 scoring average. That was also the last time an Aztec player led the league in scoring, something Slaughter has a chance to do this season. His current scoring average of 18.4 would place him 10th all-time and fifth in the Division I era.
- With 257 total points this season, he has surpassed his freshman point total of 237 points.
- He led the Aztecs in scoring just once last season but has already led SDSU in scoring in eight of the first 14 games this season.
- He also has already connected on nine three-point field goals after making just eight last season.
- He has attempted 116 free throws through 14 games and is on pace to attempt 232 attempts in a 28-game season. That would be just short of the school record currently held by Michael Cage, who attempted 251 during his senior campaign in 1983-84.

Heath Among League Leaders... In Everything



Already with a Mountain West Conference Player of the Week honor to his credit, Brandon Heath continues to progress into one of the top guards in the Mountain West Conference.

A native of Los Angeles, Heath is averaging 16.9 points this season. He led the Aztecs in scoring during the month of December.

Other notes on Heath's sophomore campaign

- Scored in double figures in 11 consecutive games and 14 straight against Division I teams.
- Made a three-point field goal in 14 of his last 15 games dating back to last season (longest streak of his career).

- ▶ Made 47-of-56 free throws this season, including 32 of his last 39 attempts.
He has 650 career points in just 44 collegiate games for a 14.9 scoring average.

Four-Game Win Streak Most Impressive Since 1984

Although the Aztecs four-game win streak was snapped at Washington, the dominance SDSU displayed during the streak is worth reflecting on.

Although the Aztecs have had longer win streaks, you have to go back 20 years to find a more dominating four-game win streak than what SDSU has put together during the last four games.

San Diego State posted four victories by a combined score of 311-234, or by 77 total points. That makes an average victory total of 19.3 points during the four-game streak.

The last time the Aztecs put together a more dominating four game run was when the 1984-85 NCAA Tournament team outscored its opponents by 81 points in four consecutive games during December, 1984. The four-game streak was part of an 8-0 record that squad posted to begin the 1984-85 season and marks the last time San Diego State got off to a better start than this season's 4-1 record.

Below is a look at the most dominating four-game winning streaks based on point differential since the beginning of the 1984-85 season.

Rk.	Season	Pts.	Opponents	Final Record
1.	1984-85	+88	at UC Irvine, Morgan State, San Diego, UC Santa Barbara	23-8
	1984-85	+81	Morgan State, San Diego, UC Santa Barbara, at Long Beach State	23-8
3.	2004-05	+77	Monmouth, UC San Diego, San Diego, at UC Santa Barbara	
4.	2000-01	+59	Morgan State, Norfolk State, Oklahoma State, Texas A&M-CC	14-14
	1990-91	+59	Midwestern State, Cal Poly Pomona, UC Irvine, Arkansas State	13-16
6.	1984-85	+58	Wyoming, Long Beach, Texas-El Paso, New Mexico	23-8
	1984-85	+58	at US International, at Hawai'i, Air Force, at Brigham Young	23-8
8.	2002-03	+53	Hawai'i, at Houston, Florida Atlantic, IPFW	16-14
9.	2002-03	+52	at Houston, Florida Atlantic, IPFW, Loyola Marymount	16-14
10.	2000-01	+48	Norfolk State, Oklahoma State, Texas A&M-CC, at Loyola Marymount	14-14
11.	2000-01	+47	Arizona State, Morgan State, Norfolk State, Oklahoma State	14-14
12.	2002-03	+46	at Long Beach State, Hawai'i, at Houston, Florida Atlantic	16-14
13.	1984-85	+46	at Wyoming, at Air Force, Utah, Brigham Young	23-8
14.	1984-85	+42	Colorado State, Wyoming, Long Beach, Texas-El Paso	23-8

During the four-game winning streak, San Diego State put together some impressive numbers:

- ▶ San Diego State has shot 54.2 percent from the field during the four-game stretch, shooting above 50.0 percent from the floor in each of the last three games. That is the longest stretch since posting a 50 percent or better field goal percentage in five straight games from Feb. 22-Mar. 8, 2003. Since that time, SDSU shot 50 percent or better from the floor just twice in the 37 games prior to the beginning of the current three-game streak.
- ▶ The Aztecs have held their opponent to 40.1 percent field goal shooting. Since Steve Fisher's arrival at San Diego State, the Aztecs are 33-6 when their opponent shoots 40 percent or less from the field.
- ▶ A staple of the Aztec program has been strong rebounding. San Diego State has outrebounded four of five opponents this season and has a +8.2 rebound margin during the four-game winning streak.

As you might expect, four-game winning streak typically means good things for the rest of the season. The last two times SDSU has had at least a four-game winning streak in a season they have advanced to postseason play (2001-02 NCAA Tournament, 2002-03 NIT) and every season under Steve Fisher's direction that the Aztecs have a had four-game winning streak, SDSU has gone to finish .500 or better.

Postseason Play, Guaranteed

Given Steve Fisher's track record, San Diego State's prospects of returning to the postseason for a third time in four seasons appears to be good. In his 12 full seasons, Steve Fisher has returned at least three starters off a squad he coached the previous season eight times. He has guided all eight of those teams to postseason play, including six of those squads to the NCAA Tournament. Those eight teams have combined to post a 20-5 record in postseason play, including two appearances in the NCAA Tournament championship game (1991 and 1992) and a championship in the NIT (1996).

Some additional notes on Steve Fisher's success when returning at least three starters off a team he has coached.

- ▶ Is 8-for-8 in leading his team to the postseason. Six times he has guided a team to the NCAA Tournament.
- ▶ Has won at least one postseason game in six of those eight seasons and at least two games in five of those eight seasons.
- ▶ Averaged 22.6 wins in those eight seasons. In six of the eight years his teams have won at least 21 games.

Below is a look at Fisher's magic when returning at least three starters from his previous squad.

Previous Season	Record	Season	Returning Starters	Returning Letterwinners	Record	Postseason
1988-89	30-7	1989-90	4	8	23-8	NCAA Tournament, 2nd Round
1990-91	14-15	1991-92	4	11	25-9	NCAA Tournament, Runner-Up
1991-92	25-9	1992-93	5	11	31-5	NCAA Tournament, Runner-Up
1992-93	31-5	1993-94	5	11	24-8	NCAA Tournament, Elite Eight
1993-94	24-8	1994-95	3	6	17-14	NCAA Tournament, 1st Round
1995-96	20-12	1996-97	4	7	24-11	NIT Champions
2000-01	14-14	2001-02	4	8	21-12	NCAA Tournament, 1st Round

2001-02	21-12	2002-03	3	5	16-14	NIT, 2nd Round
2003-04	14-16	2004-04	4	9		
Averages			4.0	8.4	22.6-10.1	8 Postseason Appearances; 20-5 record in Postseason Play

Preseason Magazines Gives Aztecs Little Love

Most of the preseason magazines have picked the Aztecs to finish in the lower half of the Mountain West Conference standings and the MWC poll was no exception, picking the Aztecs to finish seventh; however, a pretty strong case can be made that San Diego State will have a successful 2004-05 season.

- ▶ San Diego State returns three starters and eight letterwinners (includes Travis Hanour who sat out last season due to injuries) from the 2003-04 season. The Aztecs return seven of their top nine scorers from last season.
- ▶ Steve Fisher is 8-for-8 in his career in taking teams to the postseason when returning at least three starters off a team he coached the previous season. Included in those eight postseason trips are six NCAA Tournament berths and an average total of 22.6 wins. The last time a Steve Fisher-coached team returned four starters was 2001-02, when Fisher guided the Aztecs to their first NCAA Tournament appearance since 1985. Twice in his career, Fisher has returned at least three starters and at least nine letterwinners off a team he coached, both seasons he has led his team to the NCAA Tournament, posting a collective 56-14 record.
- ▶ San Diego State returns 77.0 percent of points, 74.2 percent of field goals, 99.4 percent of three-point field goals, 78.0 percent of free throws, 68.6 percent of rebounds, 91.3 percent of assists, 54.9 percent of blocked shots, 85.8 percent of steals and 81.9 percent of minutes from the 2003-04 season.
- ▶ The 2004-05 SDSU roster has played 538 games and made 161 starts. Nine players on the Aztec roster have played in at least 30 college games and five players have made at least 18 college starts. Last season, the Aztec roster (not counting Travis Hanour's total because he missed the season due to injury) entered the campaign with a total of 407 games and 72 starts. In 2002-03 when San Diego State advanced to the second round of the postseason NIT, the Aztecs entered the campaign with 413 games and 152 starts of experience. In 2001-02 when the Aztecs claimed the Mountain West Conference championship and advanced to the NCAA Tournament, San Diego State entered the season with 370 games and 194 starts.
- ▶ San Diego State was not that far away last season from making their third consecutive postseason appearance. Although the Aztecs finished 14-16 overall, they lost three games when they led with 59 seconds left, lost six games that were a one possession game with 25 seconds or less remaining and lost seven games when they led with 13:48 or less remaining in regulation. Part of that can be explained by the fact that SDSU had just one scholarship senior (Aeric Sanders).
- ▶ San Diego State returns two players that earned all-Mountain West Conference recognition last season. Sophomore guard Brandon Heath and sophomore forward Marcus Slaughter are back for SDSU this season. This marks the first time in school history that two all-league performers return from an Aztec team. In fact, in the Mountain West Conference era, San Diego State has never returned two all-MWC performers the following season (2000-01 (0); 2001-02 (0); 2002-03 (1) Tony Bland; 2003-04 (0); 2004-05 (2) Brandon Heath, Marcus Slaughter).
- ▶ San Diego State has two of the best underclassmen not only in the league, but also in the country in Brandon Heath and Marcus Slaughter. The duo was two of only four freshmen to earn all-league recognition last season. Heath and Slaughter combined to score 650 points and pull down 284 rebounds in their inaugural season.
- ▶ Another example of the stability of the Aztec program can be found by the number of players that have signed with San Diego State out of the prep ranks. Of San Diego State's 15-player roster, two are Division I transfers (Travis Hanour, and Chris Manker), two junior college players (Mohamed Camara and walk-on Jared Ines) and 11 players who signed with SDSU directly out of high school. Of the five newcomers, four signed with the Aztecs out of high school.

Noting the Brigham Young Game

- ▶ San Diego State claims its third ever victory over Brigham Young in Provo. Aztec wins at the Marriott Center have come on Jan. 31, 1985, Dec. 31, 1996 and Jan. 8, 2005. The win snaps a six-game losing streak to the Cougars in Provo and a 17-game conference losing streak to BYU in Provo.
- ▶ The Aztecs have won three consecutive league openers for just the second time in the Division I era (beginning with the 1970-71 season). San Diego State won openers in the 1974-75, 1975-76 and 1976-77 seasons.
- ▶ San Diego State improves to 4-24 in the first road game of the conference season since the 1977-78 season, with the three previous victories all coming at Air Force. San Diego State has won the first road game of the conference campaign in 1981 at Air Force, in 1991 at Air Force, in 2003 at Air Force and 2005 at Brigham Young.
- ▶ This is the first time the Aztecs have won the first road game of the conference season against a team other than Air Force since 1976-77 squad opened PCAA play with a 73-70 victory at Cal State Fullerton on Jan. 15, 1977.
- ▶ Overcoming a 13-point deficit, SDSU gave Steve Fisher the biggest come-from-behind victory in a Mountain West Conference game for the sixth-year coach. Earlier in the season, the Aztecs rallied from 18 down to defeat Monmouth, which is the largest comeback win during the Steve Fisher era.
- ▶ This snaps a five-game conference losing streak in contests that were decided by three points or less or in overtime dating back to a 58-56 victory over Utah on Jan. 18, 2003. The last time SDSU won a road league games decided by three points or less or in overtime was at Rice on Jan. 24, 1998 while a member of the Western Athletic Conference. The Aztecs had dropped seven straight road league games that were decided by three points or less or in overtime.
- ▶ This marks the 16th straight San Diego State game in which the team with a higher field goal percentage has won the contest.
- ▶ San Diego State is 4-0 this season and 28-4 in the Fisher era when holding opponents below 60 points.
- ▶ San Diego State is 4-0 this season and 36-6 in the Fisher era when holding opponents to less than 40 percent field goal

shooting.

- ▶ San Diego State's win snaps Brigham Young's 12-game homecourt win streak against Mountain West Conference teams. The Cougars last loss to a league opponent came on Jan. 25, 2003, when eventual MWC co-champion Utah defeated BYU.
- ▶ This marked Brigham Young's second home loss in its last 32 Mountain West Conference home games. BYU is now 30-2 in the last 32 MWC home contests.
- ▶ San Diego State wins consecutive games for the first time since winning four straight from Nov. 22-Dec. 4.
- ▶ The Aztecs win their second road game of the season. SDSU is 2-3 on the road this season and match its win total from all of last season when the Aztecs were 2-10 in road games.
- ▶ Senior forward Chris Walton posted season highs with 12 points, six rebounds and 30 minutes played. His 12 points were two more than he had all season entering the game (10).
- ▶ After opening the game 0-for-8 from the field, sophomore guard Brandon Heath connected on five of eight shots after intermission and scored 11 second-half points. His streak of consecutive games with a three-point field goal was snapped at 14 games but extended his double-digit scoring streak to 11 and has 10 or more points in 14 straight contests against Division I teams. Heath made four straight attempts in a 2:12 spurt that resulted in the Aztecs tying the game at 57. Heath scored nine consecutive points for SDSU as the score went from a 48-51 deficit to a 57-57 tie.
- ▶ Sophomore forward Marcus Slaughter had a game-high 17 points and six rebounds. He reached double figures for the 14th consecutive game.
- ▶ Freshman guard Tyler Smith had a career-high six assists and no turnovers in 20 minutes of action.

Streak Buster

With the victory over Brigham Young, San Diego State snaps a...

- ▶ 9-game conference road losing streak (last win: 3/1/03 at Wyoming)
- ▶ 3-game road losing streak overall (last win: 12/4/04 at UC Santa Barbara)
- ▶ 6-game losing streak at Brigham Young (last win: 12/31/96)
- ▶ 17-game losing streak at Brigham Young in conference games (last win: 1/31/85)
- ▶ 12-game homecourt conference win streak for Brigham Young (last loss: 1/25/03 vs. Utah (Utah went on to share the MWC title))

0	Tommy Johnson <i>Guard, 6-3, 186, Sr.-3L</i> <i>Los Angeles, Calif. (Crenshaw High)</i>	PPG 04-05 1.2 RPG 1.0 APG 0.6 FG 50.0 3FG 0.0 FT 25.0 MWC Career Highs: <u>Points:</u> 18 vs. Troy State (11-30-03) <u>Rebounds:</u> 7 vs. IPFW (12-30-02) <u>Assists:</u> 5 at Cal Poly (11-30-02)	Played in 90 career games and has made 20 starts... Played in 45 games in which the Aztecs have won, second most among active players... Ranks 26th on the school's career three-point field goals list... Never fouled out of a game... Seven career 10+ scoring games... One of only two players to wear the number zero jersey in Aztec history (Jim Roban).
1	Brandon Heath <i>Guard, 6-3, 183, So.-1L</i> <i>Los Angeles, Calif. (Westchester High)</i>	PPG 04-05 16.9 RPG 3.8 APG 3.9 FG 40.7 3FG 32.9 FT 83.9 MWC Career Highs: <u>Points:</u> 30 vs. Texas Tech (12-13-03) <u>Rebounds:</u> 9 vs. Monmouth (11-22-04) <u>Assists:</u> 9 vs. UCSD (11-27-04)	Earned MWC Player of the Week on Dec. 6... Already set career highs with nine rebounds and nine assists this season... 14 career 20+ scoring games... Has 650 career points in just 44 games... 9th on the SDSU career three-point field goal chart with 72... Scored in double figures in 14 straight vs. D-I Opponents... Made 32 of last 39 FTA.
3	Chris Walton <i>Forward, 6-8, 234, Sr.-3L</i> <i>San Diego, Calif. (Univ. of San Diego High)</i>	PPG 04-05 4.4 RPG 3.4 APG 1.4 FG 40.9 3FG 25.0 FT 50.0 MWC Career Highs: <u>Points:</u> 17 at BYU (2-9-04) <u>Rebounds:</u> 10 - two times <u>Assists:</u> 6 vs. Portland (12-31-03)	Scored season-high 12 points, had six rebounds and hit GW shot at BYU last Sat... Missed nine straight games due to hip flexor and groin strain... Returned to action at Iowa State (Dec. 28) and responded with 6 pts. and 4 rebs... Had streak of 31 consecutive games played broken against Monmouth (Nov. 22)... Did not practiced between Nov. 20-Dec. 19 due to groin strain... Played in last four games.
5	Travis Hanour <i>Guard, 6-6, 202, Sr.-1L</i> <i>Laguna Beach, Calif. (Laguna Beach/Univ. of Ariz.)</i>	PPG 04-05 1.0 RPG 1.0 APG 0.7 FG 25.0 3FG 33.3 FT 0.0 MWC Career Highs: <u>Points:</u> 11 - two times <u>Rebounds:</u> 7 vs. Utah (1-18-03) <u>Assists:</u> 3 vs. Wash. St. (2-10-01)	Played in three games this season... Prior to the UCSB game (Dec. 4), his last regular-season game was March 1, 2003... Had surgeries to alleviate chronic tendinitis in both knees since 2002-03... Most recent surgery was on his right knee on April 7, 2004, exactly 51 weeks after having similar surgery on his left knee.
11	Tyler Smith <i>Guard, 6-2, 208, Fr.-HS</i> <i>San Clemente, Calif. (Santa Margarita High)</i>	PPG 04-05 2.0 RPG 1.9 APG 1.8 FG 32.0 3FG 41.2 FT 37.5 MWC Career Highs: <u>Points:</u> 8 vs. CSUF (12-21-04) <u>Rebounds:</u> 8 vs. CSUF (12-21-04) <u>Assists:</u> 6 at BYU (1-8-05)	One of two true freshmen to play this season... His 200 minutes played are the seventh-highest total on the team... Played in 13-of-14 games this season and started the last five games... Career highs with eight points, eight rebounds and 38 minutes against CSUF (Dec. 21)... Second on team in hockey +/- (SDSU is +40 when he is on court; -15 when he is not on court)... Made 5 of last 10 3FGs.
15	John Sharper <i>Guard, 6-0, 195, Jr.-2L</i> <i>Oakland, Calif. (St. Mary's High)</i>	PPG 04-05 6.6 RPG 1.3 APG 1.3 FG 41.6 3FG 40.7 FT 1.000 MWC Career Highs: <u>Points:</u> 15 at UCSB (12-4-04) <u>Rebounds:</u> 5 vs. UCSD (12-2-02) <u>Assists:</u> 4 at Arizona (12-22-03)	Once a walk-on, Sharper has progressed into a regular in the rotation... A career 41.0 percent three-point field goal shooter (3rd highest in school history)... Made multiple treys in first five games this season... Aztecs are 12-6 when he makes two or more 3s in a game... Two turnovers in last four games (94 minutes)... Current streak of 12 straight FTM... Has a trey in personal-best eight straight gms.
20	Trimaine Davis <i>Forward, 6-8, 233, Jr.-2L</i> <i>West Pittsburg, Calif. (Pittsburg High)</i>	PPG 04-05 3.9 RPG 1.8 APG 0.1 FG 53.5 3FG 0.0 FT 44.4 MWC Career Highs: <u>Points:</u> 10 at LMU (12-18-04) <u>Rebounds:</u> 4 - three times <u>Assists:</u> 1 - five times	Connected on 23-of-43 shots from the floor this season... Has a career 54.3 field goal percentage... Averaging 11.8 minutes per game this season... Played in 55 career games... Started his first career game on Dec. 18 at LMU and responded with a career high 10 points... Has 17 points and seven rebounds in last three games (40 mins)... Avg. 13.1 points and 6.1 rebounds per 40 minutes.
21	Matt Thomas <i>Guard, 6-3, 191, Fr.-HS</i> <i>Riverside, Calif. (Martin Luther King High)</i>	PPG 04-05 5.1 RPG 2.5 APG 1.5 FG 31.4 3FG 16.7 FT 68.4 MWC Career Highs: <u>Points:</u> 14 at Washington (12-7-04) <u>Rebounds:</u> 7 vs. SMC (12-14-04) <u>Assists:</u> 6 vs. Monmouth (11-22-04)	Started three games and played in all 14 games this season... Has two double-digit scoring games... Made 23 of last 29 FTA... 10 steals in last nine games... Averages 18.6 minutes per game... Scored in every game this season... One of four Aztec players to score in every game this season (Heath, Sharper and Slaughter are the others).
31	Jared Ines <i>Forward, 6-7, 234, Sr.-SQ</i> <i>Modesto, Calif. (Ceres High/Ohlone College)</i>	PPG 04-05 1.6 RPG 0.0 APG 0.0 FG 100.0 3FG 0.0 FT 33.3 MWC Career Highs: <u>Points:</u> 6 vs. San Diego (11-27-04) <u>Rebounds:</u> <u>Assists:</u>	Played in five career games - all this season... Last action came on Dec. 7 at Washington... Of the six seniors on the opening day roster, he is fourth in scoring with eight points and Chris Walton (22) and Tommy Johnson (15) are within reach... Scored six points in four minutes vs. UC San Diego (12-1-04)... Nickname is "Mysterious".
33	Chris Manker <i>Center, 7-0, 225, Sr.-2L</i> <i>W. Des Moines, Iowa. (Laguna Beach High/Oregon State Univ.)</i>	PPG 04-05 9.0 RPG 3.5 APG 1.5 FG 45.3 3FG 28.9 FT 77.3 MWC Career Highs: <u>Points:</u> 23 vs. UCSD (11-27-04) <u>Rebounds:</u> 9 vs. UCSD (12-6-03) <u>Assists:</u> 3 - three times	Aztecs' tallest player at 7-0 and can shoot the three... Made 17 two-point field goals all of last season, and already has 35 two-point field goals this year... Shooting 57.4 percent inside the arc... SDSU has outscored opponents by 55 points when he is on the floor and has been outscored by 30 points when he is not in the game... Has 55 career treys... 16 pts. and 13 rebs. in last two games.
42	Marcus Slaughter <i>Forward, 6-9, 208, So.-1L</i> <i>Riverside, Calif. (J.W. North High)</i>	PPG 04-05 18.4 RPG 8.6 APG 1.1 FG 46.4 3FG 29.0 FT 67.2 MWC Career Highs: <u>Points:</u> 28 vs. UCSB (11-19-04) <u>Rebounds:</u> 15 vs. UNLV (2-17-04) <u>Assists:</u> 4 at St. Mary's (1-7-04)	Started 31 consecutive games, the longest active streak on the team... 50th in the nation in rebounding... 3rd leading scorer in the MWC and 6th in league in rebounding... Scored in double figures in 14 straight games for the first time in his career after failing to score 10+ points in three straight prior to this streak... Has four double-doubles this season and six in his career.
50	Mohamed Camara <i>Center, 6-10, 265, Jr.-TR</i> <i>Conakry, Guinea (Moore (Ky.) High/Riverside College)</i>	PPG 04-05 2.9 RPG 4.8 APG 0.5 FG 38.6 3FG 0.0 FT 43.8 MWC Career Highs: <u>Points:</u> 7 vs. UCSD (11-27-04) <u>Rebounds:</u> 13 vs. Providence (12-31-04) <u>Assists:</u> 2 - two times	Continues to get more comfortable with the offense... A wide body center with good strength... Has 41 points and 67 rebounds this season... Averages 9.3 rebounds per 40 minutes of action... Speaks six languages and grew up playing soccer in Guinea... Played 20 or more minutes eight times including six of the last nine games.

Coach Steve Fisher

Assistant Head Coach: Brian Dutcher

Assistant Coaches: Gregg Gottlieb, Mark Hughes

- 14th full season overall: 261-168
- 6th season at SDSU: 77-86
- 1989 NCAA Championship
- Appeared in national championship game three times ('89, '92, '93)
- 8 NCAA Tournament Appearances

- 4th in Active NCAA Tournament winning percentage (behind only Krzyzewski, Pittino and Izzo)
- One of 10 active coaches to win a NCAA national championship (Boheim, Calhoun, Fisher, Izzo, Knight, Krzyzewski, Olson, Pitino, T. Smith, G. Williams)

SDSU Broadcast Roster



0
TOMMY JOHNSON
Guard
6-3, 186, Senior-3L
Los Angeles, Calif.
Crenshaw High
PPG: 1.2 RPG: 1.0 APG: 0.6
FG%: 50.0 3FG: 00.0 FT%: 25.0



1
BRANDON HEATH
Guard
6-3, 183, Sophomore-1L
Los Angeles, Calif.
Westchester High
PPG: 16.9 RPG: 3.8 APG: 3.9
FG%: 40.7 3FG: 32.9 FT%: 83.9




3
CHRIS WALTON
Forward
6-10, 230, Junior-2L
San Diego, Calif.
Univ. of San Diego High
PPG: 4.4 RPG: 3.4 APG: 1.4
FG%: 40.9 3FG: 25.0 FT%: 50.0



5
TRAVIS HANOUR
Guard
6-8, 216, Senior-1L
Laguna Beach, Calif.
Laguna Beach High/
Univ. of Arizona
PPG: 1.0 RPG: 1.0 APG: 0.7
FG%: 25.0 3FG: 33.3 FT%: 0.0



11
TYLER SMITH
Guard
6-2, 208, Freshman-HS
San Clemente, Calif.
Santa Margarita Catholic
High
PPG: 2.0 RPG: 1.9 APG: 1.8
FG%: 32.0 3FG: 41.2 FT%: 37.5



15
JOHN SHARPER
Guard
6-0, 195, Junior-2L
Oakland, Calif.
St. Mary's High
PPG: 6.6 RPG: 1.3 APG: 1.3
FG%: 41.6 3FG: 40.7 FT%: 100.0



20
TRIMAINE DAVIS
Forward
6-8, 233, Junior-2L
West Pittsburg, Calif.
Pittsburg High
PPG: 3.9 RPG: 1.8 APG: 0.1
FG%: 53.5 3FG: 0.0 FT%: 44.4



21
MATT THOMAS
Guard
6-3, 191, Freshman-HS
Riverside, Calif.
Martin Luther King High
PPG: 5.1 RPG: 2.5 APG: 1.5
FG%: 31.4 3FG: 16.7 FT%: 68.4



31
JARED INES
Forward
6-7, 234, Senior-Squad
Modesto, Calif.
Ceres High/
Ohlone College
PPG: 1.6 RPG: 0.0 APG: 0.0
FG%: 100.0 3FG: 0.0 FT%: 33.3



33
CHRIS MANKER
Center
7-0, 225, Junior-1L
West Des Moines, Iowa
Laguna Beach (Calif.) High/
Oregon State Univ.
PPG: 9.0 RPG: 3.5 APG: 1.5
FG%: 45.3 3FG: 28.9 FT%: 77.3



42
MARCUS SLAUGHTER
Forward
6-8, 223, Sophomore-1L
Riverside, Calif.
J.W. North High
PPG: 18.4 RPG: 8.6 APG: 1.1
FG%: 46.4 3FG: 29.0 FT%: 67.2



50
MOHAMED CAMARA
Center
6-10, 265, Junior-TR
Conakry, Guinea
Moore (Ky.) High/
Riverside College
PPG: 2.9 RPG: 4.8 APG: 0.5
FG%: 38.6 3FG: 0.0 FT%: 43.8



Head Coach
STEVE FISHER

- 14th full season as head coach • 261-168
- 6th year at San Diego State • 77-86
- 1989 NCAA champion
- 3 NCAA Championship game appearances
- 8 NCAA Tournament appearances
- Among active coaches he ranks: 4th in NCAA Tournament winning percentage (20-7, 71.4 percent), 5th in NBA Draft Picks (14) and 6th in NCAA Final Four Appearances (3)

San Diego State Coaches and Staff

Brian Dutcher, assistant head coach
Gregg Gottlieb, assistant coach
Mark Hughes, assistant coach
Mark Fisher, director of basketball operations
Matt Soria, director of player development
Mark Haines, athletic trainer

SAN DIEGO STATE ROSTER

2004-05 Alphabetical Roster

No.	Name	Pos.	Ht.	Wt.	Yr.	Exp.	Most Recent Div. I Season			Hometown (High School/Previous School)
							PPG	RPG	APG	
50	Mohamed Camara	C	6-10	265	Jr.	JC	---	---	---	Conakry, Guinea (Moore (Ky.) High/Riverside (Calif.) College)
20	Trimaine Davis	F	6-8	233	Jr.	2L	1.5	1.0	0.1	West Pittsburg, Calif. (Pittsburg High)
5	Travis Hanour	G	6-6	202	Sr.	1L	3.1	3.1	1.0	Laguna Beach, Calif. (Laguna Beach High/Univ. of Arizona)
1	Brandon Heath	G	6-3	183	So.	1L	13.8	2.7	1.8	Los Angeles, Calif. (Westchester High)
31	Jared Ines *	F	6-7	234	Sr.	SQ	0.0	0.0	0.0	Modesto, Calif. (Ceres High/Ohlone College)
0	Tommy Johnson	G	6-3	186	Sr.	3L	4.0	1.9	1.0	Los Angeles, Calif. (Crenshaw High)
30	Chris Lamb	F	6-9	205	Fr.	HS	---	---	---	Louisville, Colo. (Monarch High)
33	Chris Manker	C	7-0	225	Sr.	2L	3.4	2.3	0.3	West Des Moines, Iowa (Laguna Beach (Calif.) High/Oregon State Univ.)
24	Tim McGrath	F	6-5	182	Fr.	HS	---	---	---	Santa Monica, Calif. (Santa Monica High)
15	John Sharper	G	6-0	195	Jr.	2L	4.1	0.9	0.9	Oakland, Calif. (St. Mary's High)
42	Marcus Slaughter	F	6-8	223	So.	1L	7.9	6.8	0.7	Riverside, Calif. (J.W. North High)
11	Tyler Smith *	G	6-2	208	Fr.	HS	---	---	---	San Clemente, Calif. (Santa Margarita Catholic High)
21	Matt Thomas	G	6-3	191	Fr.	HS	---	---	---	Riverside, Calif. (Martin Luther King High)
3	Chris Walton	F	6-8	234	Sr.	3L	8.7	4.9	2.3	San Diego, Calif. (Univ. of San Diego High)

2004-05 Numerical Roster

No.	Name	Pos.	Ht.	Wt.	Yr.	Exp.	Most Recent Div. I Season			Hometown (High School/Previous School)
							PPG	RPG	APG	
0	Tommy Johnson	G	6-3	186	Sr.	3L	4.0	1.9	1.0	Los Angeles, Calif. (Crenshaw High)
1	Brandon Heath	G	6-3	183	So.	1L	13.8	2.7	1.8	Los Angeles, Calif. (Westchester High)
3	Chris Walton	F	6-8	234	Sr.	3L	8.7	4.9	2.3	San Diego, Calif. (Univ. of San Diego High)
5	Travis Hanour	G	6-6	202	Sr.	1L	3.1	3.1	1.0	Laguna Beach, Calif. (Laguna Beach High/Univ. of Arizona)
11	Tyler Smith *	G	6-2	208	Fr.	HS	---	---	---	San Clemente, Calif. (Santa Margarita Catholic High)
15	John Sharper	G	6-0	195	Jr.	2L	4.1	0.9	0.9	Oakland, Calif. (St. Mary's High)
20	Trimaine Davis	F	6-8	233	Jr.	2L	1.5	1.0	0.1	West Pittsburg, Calif. (Pittsburg High)
21	Matt Thomas	G	6-3	191	Fr.	HS	---	---	---	Riverside, Calif. (Martin Luther King High)
24	Tim McGrath	F	6-5	182	Fr.	HS	---	---	---	Santa Monica, Calif. (Santa Monica High)
30	Chris Lamb	F	6-9	205	Fr.	HS	---	---	---	Louisville, Colo. (Monarch High)
31	Jared Ines *	F	6-7	234	Sr.	SQ	0.0	0.0	0.0	Modesto, Calif. (Ceres High/Ohlone College)
33	Chris Manker	C	7-0	225	Sr.	2L	3.4	2.3	0.3	West Des Moines, Iowa (Laguna Beach (Calif.) High/Oregon State Univ.)
42	Marcus Slaughter	F	6-8	223	So.	1L	7.9	6.8	0.7	Riverside, Calif. (J.W. North High)
50	Mohamed Camara	C	6-10	265	Jr.	JC	---	---	---	Conakry, Guinea (Moore (Ky.) High/Riverside (Calif.) College)

Head Coach:	Steve Fisher (Illinois State, 1967)
Assistant Head Coach:	Brian Dutcher (Minnesota, 1982)
Assistant Coaches:	Gregg Gottlieb (UCLA, 1995), Mark Hughes (Michigan, 1989)
Director of Operations:	Mark Fisher (Michigan, 2001)
Dir. of Player Development:	Matt Soria (San Diego State, 2001)
Athletic Trainer:	Mark Haines (Metropolitan State College, 1987)

Year refers to basketball eligibility for the 2004-05 season. * - Indicates walk-on.



Steve Fisher

14th-Full Season • 6th Season at SDSU • Illinois State, 1967

One of the nation's most distinguished coaches, Steve Fisher has guided San Diego State's transformation from a college basketball afterthought to one of the most visible programs in the country.

In five short seasons, Steve Fisher has changed the outlook, fortunes and expectations of San Diego State basketball. The Aztecs have been transformed from the ugly duckling that muddled through the first-ever Mountain West Conference campaign with an 0-14 record into a program that has produced three .500 or better campaigns in the last four seasons, advanced to postseason play twice in the last three years, claimed a conference championship and the first Division I postseason victory in school history.

It is a school that now regularly goes toe-to-toe with the west's best basketball programs on the court and in the recruiting wars. It may be the new program on the block but seniority rarely matters in the changing world of college athletics.

When Fisher arrived on the scene, he found a basketball program that wasn't good enough to be called average. The Aztecs had suffered through 13 losing seasons in 14 years. Members of the school's last NCAA team were in the early stages of middle age. The expectations were in place all right. The Aztecs were expected and expecting to lose. The year before his arrival San Diego State won just four games.

The hiring only dates back to March of 1999, so referring to the "Steve Fisher Era" at San Diego State might be considered a bit premature. But with the Aztec banner now flying over the Mountain West Conference, there is little doubt that San Diego State basketball has reached a new level.

On March 26, 1999, San Diego State announced its arrival on the basketball scene in the form of a news conference to introduce its new coach, Steve Fisher. Fresh from a stint with the Sacramento Kings and with three appearances in the Final Four and a national championship in his pocket, he rolled up his sleeves and went to work. And work was needed. It looked to be a daunting challenge and yet the man with one of the highest winning percentages in NCAA Tournament history had no reservations.

No head-coaching career, at any level, started quicker than that of Steve Fisher. Six games into his head-coaching career he was undefeated and sporting a national championship ring. And the success

didn't stop with the national title.

Fisher's eight-plus seasons at the University of Michigan produced a 184-82 (.692) record, nine postseason tournament berths and three trips to the NCAA championship game, including the magical run to the 1989 national title.

Under Fisher, the Wolverines also claimed an NIT championship, won at least 20 games four times and finished among the top three in the powerful Big Ten Conference five times. In 1995, Michigan set a league record by holding opponents to just 39.4 percent shooting from the floor.

Fisher and Company raised the bar even higher in the postseason. His seven NCAA Tournament teams at Michigan combined for a 20-6 record, ranking him fourth among active coaches and ninth in NCAA history with a winning percentage of .769 in the national bracket. Only 13 coaches have taken more teams to the Final Four, including just five that are still active. He is one of three coaches to take three squads to the Final Four in the first five years of a head-coaching career, and one of just six coaches to lead a team to the championship of the NIT as well as the NCAA.

His accomplishments may be even greater at San Diego State. In 2001-02 he led the Aztecs to the postseason for the first time since 1985 and for just the fourth time ever. The 21 wins were second most for the school as a Division I program and the most since 1985. The fact that those numbers came after just three seasons signifies what is one of the great recent turnarounds in college basketball.

He followed that up with a third consecutive season with a .500 or better record in 2002-03 and led San Diego State back to the postseason for the second consecutive season for only the second time in the school's Division I history. In addition, SDSU claimed its first Division I postseason victory with a win in the NIT.

The Aztecs survived the loss of four starters and arguably the most difficult schedule in school history to post a 14-16 record in 2003-04. Highlights during the campaign included a third-place finish at the EA Sports Maui Invitational and home victories over Brigham Young and Utah.

The future looks even brighter. The Aztecs return three starters to go along with another nationally-ranked recruiting class have SDSU fans looking forward to the 2004-05 campaign.

Record Breakdown

	Career
Home	149-53
Away	63-95
Neutral	49-20

By Month	
November	26-14
December	80-32
January	57-48
February	49-43
March	45-29
April	4-2

Games Decided By/In	
1-Point Games	13-7
2 Points	15-10
3 Points or Less	69-47
Overtime	19-14

► Steve Fisher Year-By-Year

Year	School	W	L	Pct.	Conference			Postseason/Honors
					W	L	Pct.	
1989	Michigan	6	0	1.000	-	-	-	NCAA Champions
1989-90	Michigan	23	8	.742	12	6	.667	NCAA Second Round
1990-91	Michigan	14	15	.483	7	11	.389	NIT First Round
1991-92	Michigan	25	9	.735	11	7	.611	NCAA Runner-Up, <i>Basketball Times</i> Coach of the Year
1992-93	Michigan	31	5	.861	15	3	.833	NCAA Runner-Up
1993-94	Michigan	24	8	.750	13	5	.722	NCAA Regional Finalist
1994-95	Michigan	17	14	.548	11	7	.611	NCAA First Round
1995-96	Michigan	20	12	.625	10	8	.556	NCAA First Round
1996-97	Michigan	24	11	.686	9	9	.500	NIT Champions
Eight Full Seasons at UM		184	82	.692	88	56	.611	7 NCAA Tournaments, 9 Postseason Appearances
Year	School	W	L	Pct.	W	L	Pct.	Postseason/Honors
1999-00	San Diego State	5	23	.179	0	14	.000	
2000-01	San Diego State	14	14	.500	4	10	.286	8th-most improved team in the country (Sagarin Ratings)
2001-02	San Diego State	21	12	.636	7	7	.500	NCAA First Round; Aztecs' first NCAA trip since 1985
2002-03	San Diego State	16	14	.552	6	8	.429	NIT Second Round; Aztecs reach postseason in consecutive yrs
2003-04	San Diego State	14	16	.483	5	9	.357	Two players that earned all-league honors return in 04-05
2004-05	San Diego State	7	7	.500				
Six Seasons at SDSU		77	86	.472	22	48	.314	Consecutive Postseason Appearances
14th-Full Season Career		261	168	.608	110	104	.514	8 NCAA Tournaments, 11 Postseason Appearances

Season/Career Highs

Points
 Season 7 vs. CSUF, 12-21-04
 Career 18 vs. Troy State, 11-30-03

Rebounds
 Season 6 vs. CSUF, 12-21-04
 Career 7 vs. IPFW, 12-30-02

Assists
 Season 3 vs. CSUF, 12-21-04
 Career 5 at Cal Poly, 11-30-02

Field Goals
 Season 3 vs. CSUF, 12-21-04
 Career 7 vs. Troy State, 11-30-03

Field Goals Attempted
 Season 4 vs. CSUF, 12-21-04
 Career 12 vs. Dayton, 11-25-03

Three-Point Field Goals
 Season
 Career 3 at UNLV, 3-13-03

Three-Point FG Attempted
 Season 1 - Three times
 Career 6 vs. Dayton, 11-25-03
 6 vs. UCSD, 12-2-02
 6 at Portland, 11-27-02

Free Throws
 Season 1 vs. CSUF, 12-21-04
 Career 3 - seven times

Free Throws Attempted
 Season 2 vs. CSUF, 12-21-04
 2 vs. Saint Mary's, 12-14-04
 Career 5 vs. Dayton, 11-25-03


Steals
 Season 2 at Washington, 12-7-04
 Career 4 vs. Troy State, 11-30-03

Blocked Shots
 Season 1 at Washington, 12-7-04
 1 vs. Monmouth, 11-22-04
 Career 2 vs. UCSB, 3-19-03
 2 at Texas Tech, 12-13-03

Minutes Played
 Season 24 vs. CSUF, 12-21-04
 Career 33 vs. Troy State, 11-30-03

0 • Tommy Johnson

Guard • 6-3 • 186 • Senior • Los Angeles, Calif. (Crenshaw High)



Played in 13 of 14 games this season... Played in the first 12 games of the season and had a string of 35 consecutive games played broken when he did not see action against South Dakota State (1-5-05)... Previous did not play came against UC San Diego on Dec. 6, 2003... Started two games this season (vs. Cal State Fullerton (12-21-04) and at Iowa State (12-28-04)) and has 20 career starts... Scored in three of the last four games in which he has played... In those four games, covering 43 minutes, he has 11 points on 5-of-8 shots from the field, with eight rebounds and four assists... Earned his first start of this season against Cal State Fullerton (12-21-04) and responded with a season-high in points (seven), rebounds (six) and assists (three) in 24 minutes of action... Against 16th-ranked Washington (12-7-04), he recorded two steals, a block and an assist, marking the first time he has posted a number in all three categories since Dec. 20, 2003, against Eastern Washington (three points, one rebound, two assists, two steals and one blocked shot)... Played 10 or more minutes in a game six times this season... 90 career games are the second most among active players, trailing only Chris Walton (95)... Has seven career double-figure scoring games... Never fouled out in 90 career games.

2004-05 Game-By-Game Statistics

Date	Opponent	S	MP	FG-FGA	3FG-FGA	FT-FTA	REB	PF	A	TO	BK	S	TP
N.19	UC Santa Barbara		15	0-2	0-1	0-0	1	1	2	1	0	0	0
N.22	Monmouth		12	1-1	0-0	0-0	1	0	0	1	1	0	2
N.27	UC San Diego		7	0-0	0-0	0-0	0	1	0	1	0	1	0
D.1	San Diego		4	0-0	0-0	0-0	1	0	0	0	0	0	0
D.4	at UC Santa Barbara		7	0-0	0-0	0-0	0	0	0	0	0	0	0
D.7	at Washington		12	1-3	0-1	0-0	1	1	1	3	1	2	2
D.11	California		1	0-0	0-0	0-0	0	0	0	0	0	0	0
D.14	Saint Mary's		9	0-0	0-0	0-2	0	2	1	1	0	0	0
D.18	at Loyola Marymount		10	0-0	0-0	0-0	1	2	0	2	0	0	0
D.21	Cal State Fullerton	S	24	3-4	0-1	1-2	6	0	3	1	0	0	7
D.28	at Iowa State	S	6	1-2	0-0	0-0	1	1	0	0	0	0	2
D.31	Providence		3	1-1	0-0	0-0	0	1	0	0	0	0	2
J.3	South Dakota State			DNP - Coach's Decision									
J.8	at Brigham Young*		10	0-1	0-0	0-0	1	1	1	0	0	0	0
J.15	at UNLV*												
J.22	Wyoming*												
J.24	Colorado State*												
J.29	at Air Force*												
J.31	at New Mexico*												
F.5	Utah*												
F.7	Brigham Young*												
F.12	UNLV*												
F.19	at Colorado State*												
F.21	at Wyoming*												
F.26	New Mexico*												
F.28	Air Force*												
M.5	at Utah*												
M.10-12	at Mountain West Conference Championships												

► Johnson Career Statistics

Year	G-GS	Min.-Avg.	FG-FGA	Pct.	3P-3PA	Pct.	FT-FTA	Pct.	OR	DR	Reb	Avg.	PF-D	AT	TO	BS	ST	Pts.	Avg.
01-02	20-0	120-6.0	12-33	.364	6-18	.333	1-4	.250	5	13	18	0.9	21-0	7	4	4	4	31	1.5
02-03	28-7	474-16.9	56-141	.397	23-66	.348	21-29	.724	19	53	72	2.6	52-0	49	45	3	20	156	5.6
03-04	29-11	510-17.6	41-113	.363	10-38	.263	23-33	.697	14	41	55	1.9	57-0	29	26	6	22	115	4.0
04-05	13-2	120-9.2	7-14	.500	0-3	.000	1-4	.250	4	9	13	1.0	9-0	8	10	2	3	15	1.2
Totals	90-20	1,224-13.6	116-301	.385	39-125	.312	46-70	.657	42	116	158	1.8	139-0	93	85	15	49	317	3.5

Season/Career Highs

Points
 Season 26 vs. San Diego, 12-1-04
 Career 30 at Texas Tech, 12-13-03

Rebounds
 Season 9 vs. Monmouth, 11-22-04
 Career 9 vs. Monmouth, 11-22-04

Assists
 Season 9 vs. UCSD, 11-27-04
 Career 9 vs. UCSD, 11-27-04

Field Goals
 Season 9 vs. Providence, 12-31-04
 9 at Iowa State, 12-28-04
 Career 10 at CSU, 1-24-04

Field Goals Attempted
 Season 22 vs UCSB, 11-19-04
 Career 22 vs UCSB, 11-19-04

Three-Point Field Goals
 Season 4 at UCSB, 12-4-04
 Career 5 vs. Ohio State, 11-24-03

Three-Point Field Goals Attempted
 Season 10 vs. UCSB, 11-19-04
 Career 10 - four Times

Free Throws
 Season 9 vs. Saint Mary's, 12-14-04
 Career 10 at Texas Tech, 12-13-03

Free Throws Attempted
 Season 10 vs. Saint Mary's, 12-14-04
 Career 12 vs. Ohio St., 11-24-03


Steals
 Season 5 vs. UCSD, 11-27-04
 Career 5 vs. UCSD, 11-27-04

Blocked Shots
 Season 1 vs. UCSB, 11-19-04
 Career 1 vs. UCSB, 11-19-04

Minutes Played
 Season 41 vs. UCSB, 11-19-04
 Career 43 at CSU, 1-24-04

1 • Brandon Heath

Guard • 6-3 • 183 • Sophomore • Los Angeles, Calif. (Westchester High)



MWC Rankings (as of 1/12): 2nd in steals, 3rd in assists, 4th in free throw percentage, 5th in scoring, 8th in three-point field goals made



Enjoying a tremendous sophomore campaign... Ranks among the Mountain West Conference leaders in five categories and is ranked among the top eight in scoring, assists, steals, free throw percentage and three-point field goals made... Earned MWC Player of the Week honors for the week of Nov. 29-Dec. 5... Scored in double figures in 11 consecutive games and 13 times in 14 games this season... Had a career-high string of 14 straight games with a three-point field goal broken at Brigham Young (1-8-05)... Has two or more treys in seven of 14 games this season... Had a string of 10 consecutive games with a steal dating back to last season broken at Loyola Marymount (12-18-04)

(one game short of his career best of 11 set last season)... Has 10 steals in the last five games... Already beginning to show up on the SDSU career charts: 9th in three-point field goals, 10th in three-point field goals attempted... Already has 650 career points and a scoring average of 14.8 which ranks 15th all-time in school history... Already posted career highs this season in rebounds (nine), assists (nine), field goals attempted (22), steals (five) and blocked shots (one)... Made 47-of-56 free throws this season, has had streaks of 11 and 10 consecutive makes this season... Scored in double figures in 14 straight games against Division I opponents... Led the team in assists eight times this season (10 in his career), six times in scoring (15 times in his career) and once in rebounding (once in his career)... Has 14 career 20+ scoring games, including five this season... Overcame an 0-for-8, zero-point first half performance to score nine of SDSU's last 11 points and ended the game with 11 points in the Aztec win at Brigham Young (1-8-05).

Trends: San Diego State is 2-0 this season and 7-1 in his career when Heath shoots 50 percent or better from the field... The Aztecs are 3-1 this season and 9-3 in his career when he posts an efficiency rating of +16 or better... SDSU is 5-2 this season when he has more assists than turnovers

2004-05 Game-By-Game Statistics

Date	Opponent	S	MP	FG-FGA	3FG-FGA	FT-FTA	REB	PF	A	TO	BK	S	TP
N.19	UC Santa Barbara	S	41	7-22	3-10	0-0	4	2	3	4	1	2	17
N.22	Monmouth	S	32	3-13	2-5	8-8	9	2	2	6	0	3	16
N.27	UC San Diego	S	26	2-6	1-5	0-0	1	1	9	3	0	5	5
D.1	San Diego	S	34	8-15	3-5	7-8	3	2	5	4	0	1	26
D.4	at UC Santa Barbara	S	28	8-10	4-6	0-0	2	1	7	2	0	2	20
D.7	at Washington	S	27	7-16	1-2	3-4	4	4	1	5	0	1	18
D.11	California	S	32	4-9	2-5	4-4	3	0	2	5	0	2	14
D.14	Saint Mary's	S	38	5-13	1-3	9-10	1	5	1	3	0	4	20
D.18	at Loyola Marymount	S	29	3-14	1-6	5-7	6	4	4	2	0	0	12
D.21	Cal State Fullerton	S	32	6-15	1-5	4-6	4	2	6	4	0	2	17
D.28	at Iowa State	S	39	9-19	2-8	0-0	3	1	2	3	1	1	20
D.31	Providence	S	38	9-20	2-4	6-6	7	0	3	2	0	1	26
J.3	South Dakota State	S	31	7-16	1-6	0-0	4	1	7	3	0	4	15
J.8	at Brigham Young*	S	32	5-16	0-3	1-3	2	0	2	5	0	2	11
J.15	at UNLV*												
J.22	Wyoming*												
J.24	Colorado State*												
J.29	at Air Force*												
J.31	at New Mexico*												
F.5	Utah*												
F.7	Brigham Young*												
F.12	UNLV*												
F.19	at Colorado State*												
F.21	at Wyoming*												
F.26	New Mexico*												
F.28	Air Force*												
M.5	at Utah*												
M.10-12	at Mountain West Conference Championships												

► Heath Career Statistics

Year	G-GS	Min.-Avg.	FG-FGA	Pct.	3P-3PA	Pct.	FT-FTA	Pct.	OR	DR	Reb	Avg.	PF-D	AT	TO	BS	ST	Pts	Avg.
03-04	30-26	897-29.9	144-368	.391	48-160	.300	77-110	.700	23	57	80	2.7	58-0	53	66	0	41	413	13.8
04-05	14-13	459-32.8	83-204	.407	24-73	.329	47-56	.839	12	41	53	3.8	25-1	54	51	2	30	237	16.9
Totals	44-39	1,356-30.8	227-572	.397	72-233	.309	124-166	.747	35	98	133	3.0	83-1	107	117	2	71	650	14.8

Season/Career Highs

Points	Season 12 at BYU, 1-8-05 Career 17 at BYU, 2-9-04
Rebounds	Season 6 at BYU, 1-8-05 Career 10 vs. UCSD, 12-6-03 10 vs. IPFW, 1-2-02
Assists	Season 3 vs. Providence, 12-31-04 Career 6 vs. Portland, 12-31-03
Field Goals	Season 6 at BYU, 1-8-05 Career 6 at BYU, 1-8-05 6 at BYU, 2-9-04 6 at Utah, 2-7-04 6 vs. IPFW, 1-2-02
Field Goals Attempted	Season 8 at BYU, 1-8-05 Career 13 vs. BYU, 1-12-04 13 vs. Dayton, 11-25-03
Three-Point Field Goals	Season 2 at Iowa State, 12-28-04 Career 3 at Utah, 2-7-04
Three-Point Field Goals Attempted	Season 6 at Iowa State, 12-28-04 Career 6 at Iowa State, 12-28-04
Free Throws	Season 1 vs. Providence, 12-31-04 Career 4 - four times
Free Throws Attempted	Season 2 vs. Providence, 12-31-04 Career 8 vs. UCSD, 12-6-03
Steals	Season 1 vs. Providence, 12-31-04 1 at Iowa State, 12-28-04 Career 3 - six times
Blocked Shots	Season 1 at BYU, 1-8-05 1 vs. South Dakota St., 1-3-05 1 vs. Providence, 12-31-04 Career 4 vs. New Mexico, 2-28-02
Minutes Played	Season 33 vs. Providence, 12-31-04 Career 40 at CSU, 1-24-04

3 • Chris Walton

Forward • 6-8 • 234 • Senior • San Diego, Calif. (Univ. of San Diego High)



Played in four consecutive games after missing nine straight games with a hip flexor and groin strain... Was questionable for the game at Brigham Young (1-8-05) having missed the four previous practices due to his injury, but ended up playing his best game to date... Had 12 points on 6-of-8 shooting, added six rebounds and won the game as he hit a fadeaway seven-footer at the buzzer to defeat the Cougars... In his first game back he played 23 minutes, scored six points and added four rebounds at Iowa State (12-28-04)... Practiced for the first time since Nov. 20th on Monday, Dec. 20th, and practiced the final three times before breaking for the holidays... When he missed the Nov. 22 game against Monmouth, it snapped Walton's streak of 31 consecutive games played and his team-high 18 consecutive games started... The UC Santa Barbara game (11-19-04) marked just the second time in his last 31 games that he was held scoreless... Ranks among the school's career leaders in games played (15th), minutes played (18th), blocked shots (19th) and assists (26th)... Walton has played in 51 Aztec victories, that is the highest total among active players and the 11th highest all-time since the statistic has been kept beginning with the 1975-76 season... Organized his third annual drive to benefit AIDS patients in the San Diego area in conjunction with the San Diego SLAM (12-11-04).

Trends: San Diego State has won eight straight games and was 5-0 last season when Walton attempted at least four free throws.

2004-05 Game-By-Game Statistics

Date	Opponent	S	MP	FG-FGA	3FG-FGA	FT-FTA	REB	PF	A	TO	BK	S	TP
N.19	UC Santa Barbara	S	29	0-4	0-1	0-0	1	4	1	4	0	0	0
N.22	Monmouth			DNP - Injured									
N.27	UC San Diego			DNP - Injured									
D.1	San Diego			DNP - Injured									
D.4	at UC Santa Barbara			DNP - Injured									
D.7	at Washington			DNP - Injured									
D.11	California			DNP - Injured									
D.14	Saint Mary's			DNP - Injured									
D.18	at Loyola Marymount			DNP - Injured									
D.21	Cal State Fullerton			DNP - Injured									
D.28	at Iowa State		23	2-6	0-0	0-0	4	3	0	2	0	1	6
D.31	Providence	S	33	0-2	0-2	1-2	2	4	3	4	1	1	1
J.3	South Dakota State	S	25	1-1	1-1	0-0	4	4	2	3	1	0	3
J.8	at Brigham Young*		30	6-8	0-2	0-0	6	1	1	1	1	0	12
J.15	at UNLV*												
J.22	Wyoming*												
J.24	Colorado State*												
J.29	at Air Force*												
J.31	at New Mexico*												
F.5	Utah*												
F.7	Brigham Young*												
F.12	UNLV*												
F.19	at Colorado State*												
F.21	at Wyoming*												
F.26	New Mexico*												
F.28	Air Force*												
M.5	at Utah*												
M.10-12	at Mountain West Conference Championships												

Walton Career Statistics

Year	G-GS	Min.-Avg.	FG-FGA	Pct.	3P-3PA	Pct.	FT-FTA	Pct.	OR	DR	Reb	Avg.	PF-D	AT	TO	BS	ST	Pts. Avg.	
00-01	28-0	443-15.8	34-72	.472	1-9	.111	23-33	.697	20	51	71	2.5	54-0	35	47	4	8	92	3.3
01-02	33-3	456-13.8	38-91	.418	0-6	.000	16-27	.593	33	69	102	3.1	69-2	31	22	13	17	92	2.8
03-04	30-29	895-29.8	101-245	.412	23-66	.348	37-58	.638	39	109	148	4.9	91-3	69	66	13	33	262	8.7
04-05	5-3	140-28.0	9-22	.409	3-12	.250	1-2	.500	9	8	17	3.4	16-0	7	14	3	2	22	4.4
Totals	96-35	1,928-20.1	182-430	.423	27-93	.290	77-120	.642	101	237	338	3.5	230-5	142	149	33	60	468	4.9

Season/Career Highs

Points
 Season 3 vs. Saint Mary's, 12-14-04
 Career 11 vs. FAU, 12-28-02
 11 at Oregon State, 2-2-01

Rebounds
 Season 3 vs. California, 12-11-04
 Career 7 vs. Utah, 1-18-03

Assists
 Season 1 vs. California, 12-11-04
 1 at UCSB, 12-4-04
 Career 3 vs. Wash. State, 2-10-01

Field Goals
 Season 1 vs. Saint Mary's, 12-14-04
 Career 4 vs. FAU, 12-28-02
 4 at Oregon State, 2-2-01

Field Goals Attempted
 Season 3 vs. California, 12-11-04
 Career 11 vs. Colorado St., 2-1-03

Three-Point Field Goals
 Season 1 vs. Saint Mary's, 12-14-04
 Career 3 at Oregon State, 2-2-01

Three-Point Field Goals Attempted
 Season 2 vs. California, 12-11-04
 Career 7 vs. Colorado St., 2-1-03

Free Throws
 Season
 Career 4 vs. Saint Mary's, 12-2-00

Free Throws Attempted
 Season
 Career 4 vs. Hawai'i, 12-14-02
 4 vs. Saint Mary's, 12-2-00

Steals
 Season 2 vs. California, 12-11-04
 Career 2 vs. California, 12-11-04
 2 vs. Texas Tech, 1-6-03

Blocked Shots
 Season 1 vs. California, 12-11-04
 Career 2 vs. Chaminade, 11-20-00

Minutes Played
 Season 15 vs. California, 12-11-04
 Career 35 vs. Utah, 1-18-03

5 • Travis Hanour

Guard • 6-6 • 202 • Senior • Laguna Beach, Calif.

(Laguna Beach High/Univ. of Arizona)



Has overcome chronic tendinitis and endured two knee surgeries to come back and contribute this season... Seen action in three games and played in consecutive games (vs. California on 12-11-04 and vs. Saint Mary's on 12-14-04)... Played three minutes in the Dec. 4th game at UC Santa Barbara to mark his first regular-season action since March 1, 2003... Missed 39 straight SDSU games due to injury... Played 15 minutes against California (12-11-04) to mark his most minutes since playing 26 vs. Colorado State on Feb. 1, 1003... The Aztecs played 43 games since he last scored (two points vs. New Mexico, Feb. 24, 2003) prior to hitting a three-point field goal against Saint Mary's (12-14-04)... Has contributed with three points, two assists, two steals and a blocked shot in 22 minutes of action this season... Current practice plan has him on the court every other day in an attempt to help his knees.

2004-05 Game-By-Game Statistics

Date	Opponent	S	MP	FG-FGA	3FG-FGA	FT-FTA	REB	PF	A	TO	BK	S	TP
N.19	UC Santa Barbara			DNP - Injured									
N.22	Monmouth			DNP - Injured									
N.27	UC San Diego			DNP - Injured									
D.1	San Diego			DNP - Injured									
D.4	at UC Santa Barbara	3		0-0	0-0	0-0	0	1	1	0	0	0	0
D.7	at Washington			DNP - Injured									
D.11	California		15	0-3	0-2	0-0	3	2	1	1	1	2	0
D.14	Saint Mary's		4	1-1	1-1	0-0	0	0	0	2	0	0	3
D.18	at Loyola Marymount			DNP - Coach's Decision									
D.21	Cal State Fullerton			DNP - Coach's Decision									
D.28	at Iowa State			DNP - Coach's Decision									
D.31	Providence			DNP - Coach's Decision									
J.3	South Dakota State			DNP - Coach's Decision									
J.8	at Brigham Young*			DNP - Coach's Decision									
J.15	at UNLV*												
J.22	Wyoming*												
J.24	Colorado State*												
J.29	at Air Force*												
J.31	at New Mexico*												
F.5	Utah*												
F.7	Brigham Young*												
F.12	UNLV*												
F.19	at Colorado State*												
F.21	at Wyoming*												
F.26	New Mexico*												
F.28	Air Force*												
M.5	at Utah*												
M.10-12	at Mountain West Conference Championships												

Hanour Career Statistics

* - At Arizona

Year	G-GS	Min.-Avg.	FG-FGA	Pct.	3P-3PA	Pct.	FT-FTA	Pct.	OR	DR	Reb	Avg.	PF-D	AT	TO	BS	ST	Pts.	Avg.
00-01*	20-0	175-8.8	19-56	.339	5-27	.185	18-20	.900	5	23	28	1.4	9-0	12	17	3	5	61	3.1
02-03	18-8	278-15.4	18-62	.290	11-38	.289	9-14	.643	14	41	55	3.1	27-0	18	17	6	4	56	3.1
03-04	Did Not Play - Injured																		
04-05	3-0	22-7.3	1-4	.250	1-3	.333	0-0	.000	0	3	3	1.0	3-0	2	3	1	2	3	1.0
Totals	41-8	475-11.6	38-122	.311	17-68	.250	27-34	.794	19	67	86	2.1	39-0	32	37	10	11	120	2.9

Season/Career Highs**Points**

Career 8 vs. CSUF, 12-21-04

Rebounds

Career 8 vs. CSUF, 12-21-04

Assists

Career 6 at BYU, 1-8-05

Field Goals

Career 3 vs. CSUF, 12-21-04

Field Goals Attempted

Career 5 vs. CSUF, 12-21-04

Three-Point Field GoalsCareer 2 vs. South Dakota State, 1-3-05
2 vs. CSUF, 12-21-04**Three-Point Field Goals Attempted**

Career 4 vs. CSUF, 12-21-04

Free ThrowsCareer 1 vs. South Dakota State, 1-3-05
1 at LMU, 12-18-04
1 vs. Monmouth, 11-22-04**Free Throws Attempted**

Career 4 vs. South Dakota State, 1-3-05

Steals

Career 2 vs. South Dakota State, 1-3-05

Blocked Shots

Career

Minutes Played

Career 38 vs. CSUF, 12-21-04

11 • Tyler Smith

Guard • 6-2 • 208 • Freshman • San Clemente, Calif. (Santa Margarita Catholic High)



Walk-on true freshman guard has become an important fixture for the Aztecs... Played in 13 of the 14 games this season and his 200 minutes played are the seventh highest total on the team... Started the last five games and has the second highest hockey +/- rating on the team... In the 200 minutes he has been on the court, San Diego State has outscored its opponents by 40 points... In the 365 minutes he has not been on the court, the Aztecs have been outscored by 15 points... Second on the team in assists with 23... Made five of his last 10 attempts from three-point range... With 23 assists and 14 turnovers, he joins Brandon Heath, Chris Manker and Matt Thomas as the only San Diego State players with more assists than turnovers... Had a team-high six assists and no turnovers in the road win at Brigham Young (1-8-05)... Has logged double-digit minutes 10 times this season, including six straight games... Collected career highs in points (eight), rebounds (eight), field-goals made (three), three-pointers made (two) and minutes (38) in SDSU's Dec. 21st win over Cal State Fullerton... Handed out four assists, picked up two rebounds and hit his first career three-pointer in just 18 minutes of action against UC San Diego (11-27-04)... Scored his first points as an Aztec in the win over Monmouth (11-22-04)... Has at least one assist in nine of the 13 games he has played in.

Trends: San Diego State is 5-1 when he scores a point... The Aztecs are 4-0 when he has three or more assists... SDSU is 5-1 when he has more assists than turnovers.

2004-05 Game-By-Game Statistics

Date	Opponent	S	MP	FG-FGA	3FG-FGA	FT-FTA	REB	PF	A	TO	BK	S	TP
N.19	UC Santa Barbara		1	0-0	0-0	0-0	0	0	0	0	0	0	0
N.22	Monmouth		17	0-1	0-1	1-2	2	2	1	0	0	0	1
N.27	UC San Diego		18	1-2	1-1	0-0	2	3	4	0	0	0	3
D.1	San Diego		6	0-1	0-1	0-0	2	0	2	2	0	1	0
D.4	at UC Santa Barbara		11	1-2	1-2	0-0	0	2	0	3	0	0	3
D.7	at Washington		20	0-2	0-1	0-0	1	2	1	2	0	1	0
D.11	California			DNP - Coach's Decision									
D.14	Saint Mary's		4	0-1	0-1	0-0	0	1	1	0	0	0	0
D.18	at Loyola Marymount		18	1-2	1-1	1-2	3	1	0	0	0	1	4
D.21	Cal State Fullerton	S	38	3-5	2-4	0-0	8	2	4	3	0	0	8
D.28	at Iowa State	S	13	0-4	0-3	0-0	1	1	1	1	0	0	0
D.31	Providence	S	10	0-0	0-0	0-0	0	0	0	2	0	0	0
J.3	South Dakota State	S	24	2-5	2-2	1-4	4	1	3	1	0	2	7
J.8	at Brigham Young*	S	20	0-0	0-0	0-0	2	1	6	0	0	1	0
J.15	at UNLV*												
J.22	Wyoming*												
J.24	Colorado State*												
J.29	at Air Force*												
J.31	at New Mexico*												
F.5	Utah*												
F.7	Brigham Young*												
F.12	UNLV*												
F.19	at Colorado State*												
F.21	at Wyoming*												
F.26	New Mexico*												
F.28	Air Force*												
M.5	at Utah*												
M.10-12	at Mountain West Conference Championships												

► Smith Career Statistics

Year	G-GS	Min.-Avg.	FG-FGA	Pct.	3P-3PA	Pct.	FT-FTA	Pct.	OR	DR	Reb	Avg.	PF-D	AT	TO	BS	ST	Pts. Avg.	
04-05	13-5	200-15.4	8-25	.320	7-17	.412	3-8	.375	7	18	25	1.9	16-0	23	14	0	6	26	2.0

Season/Career Highs

Points
 Season 15 at UCSB, 12-4-04
 Career 15 at UCSB, 12-4-04

Rebounds
 Season 3 at Iowa State, 12-28-04
 3 at LMU, 12-18-04
 3 vs. California, 12-11-04
 3 vs. UCSB, 11-19-04
 Career 5 vs. UCSD, 12-2-02

Assists
 Season 3 at Iowa State, 12-28-04
 Career 4 at Arizona, 12-22-03

Field Goals
 Season 6 at UCSB, 12-4-04
 Career 6 at UCSB, 12-4-04

Field Goals Attempted
 Season 9 at Iowa State, 12-28-04
 Career 9 at Iowa State, 12-28-04

Three-Point Field Goals
 Season 3 at UCSB, 12-4-04
 3 vs. San Diego, 12-1-04
 3 vs. UCSD, 11-27-04
 Career 3 at UCSB, 12-4-04
 3 vs. San Diego, 12-1-04
 3 vs. UCSD, 11-27-04
 3 vs. Cal Poly, 12-18-03

Three-Point Field Goals Attempted
 Season 7 at Iowa State, 12-28-04
 7 vs. San Diego, 12-1-04
 Career 7 at Iowa State, 12-28-04
 7 vs. San Diego, 12-1-04

Free Throws
 Season 2 - three times
 Career 3 vs. EWU, 12-20-03

Free Throws Attempted
 Season 2 - three times
 Career 4 vs. EWU, 12-20-03


Steals
 Season 3 at Iowa State, 12-28-04
 3 vs. CSUF, 12-21-04
 3 vs. UCSD, 11-27-04
 Career 3 - Four times

Blocked Shots
 Career none

Minutes Played
 Season 40 vs. UCSB, 11-19-04
 Career 40 vs. UCSB, 11-19-04

15 • John Sharper

Guard • 6-0 • 195 • Junior • Oakland, Calif. (St. Mary's High)



MWC Rankings (as of 1/12): 8th in steals, 9th in three-point field goals made, 11th in three-point field goal percentage

Originally a walk-on, he has developed into a staple in the Aztec rotation and one of the top three-point shooters in school history... Started the first nine games of the season and has 14 starts in his career... Played in all 14 games this season and 37 straight games dating back to last season... For his career, has connected on 66-of-161 attempts from behind the arc, for a 41.0 percent success rate... That is third all-time trailing Tony Ross (45.8 percent) and Al Faux (41.1 percent)... Ranks 10th in school history with 66 career treys despite ranking 16th in school history in attempts (161)... Has 18 career multiple trey games, including six this season... Made at least two three-point field goals in a personal best five straight games to open the season (broken at Washington (12-7-04))... Has a three-point field goal in eight consecutive games (longest streak of his career)... Connected on 22-of-54 attempts from three-point range this season (40.7 percent)... Made 11-of-19 (57.9 percent) from bonus distance during a four-game stretch earlier this season (Monmouth, UCSD, San Diego and at UCSB)... The two highest scoring games of his career came in consecutive outings against San Diego (13 points) and at UC Santa Barbara (15 points)... Scored in 15 consecutive games dating back to last season, longest scoring streak of his career (had an 11-game scoring streak during his freshman campaign)... Joins Brandon Heath, Marcus Slaughter and Matt Thomas as the only players to score in every game this season... Has 54 turnovers in 1,129 career minutes for an average of one miscue every 20.9 minutes... Has 23 turnovers this season, although nine have come in two games - UC Santa Barbara (11-19-04) and at Washington (12-7-04)... Just two turnovers in his last four games, covering 94 minutes... Is 6-for-6 from the free-throw line this season and has made 12 straight dating back to a miss vs. New Mexico (2-2-04).

Trends: San Diego State is 4-2 this season and 11-6 since the beginning of the 2003-04 season when Sharper connects on multiple three-point field goals... Aztecs are 7-4 this season when he has two turnovers or less in a game.

2004-05 Game-By-Game Statistics

Date	Opponent	S	MP	FG-FGA	3FG-FGA	FT-FTA	REB	PF	A	TO	BK	S	TP
N.19	UC Santa Barbara	S	40	3-8	2-6	0-0	3	0	2	4	0	0	8
N.22	Monmouth	S	17	2-3	2-3	0-0	0	2	1	0	0	1	6
N.27	UC San Diego	S	27	3-6	3-4	0-0	1	0	2	2	0	3	9
D.1	San Diego	S	33	4-8	3-7	2-2	1	0	1	1	0	2	13
D.4	at UC Santa Barbara	S	33	6-8	3-5	0-0	1	1	1	2	0	1	15
D.7	at Washington	S	17	0-3	0-1	2-2	0	1	2	5	0	0	2
D.11	California	S	33	2-6	1-3	2-2	3	3	1	1	0	1	7
D.14	Saint Mary's	S	35	1-6	1-4	0-0	2	3	2	2	0	1	3
D.18	at Loyola Marymount	S	31	1-4	1-3	0-0	3	0	1	3	0	1	3
D.21	Cal State Fullerton		13	2-5	1-4	0-0	0	2	1	1	0	3	5
D.28	at Iowa State		36	3-9	2-7	0-0	3	2	3	1	0	3	8
D.31	Providence		19	1-2	1-1	0-0	0	2	0	0	0	2	3
J.3	South Dakota State		21	2-5	1-4	0-0	1	2	0	0	0	0	5
J.8	at Brigham Young*		18	2-4	1-2	0-0	0	0	1	1	0	1	5
J.15	at UNLV*												
J.22	Wyoming*												
J.24	Colorado State*												
J.29	at Air Force*												
J.31	at New Mexico*												
F.5	Utah*												
F.7	Brigham Young*												
F.12	UNLV*												
F.19	at Colorado State*												
F.21	at Wyoming*												
F.26	New Mexico*												
F.28	Air Force*												
M.5	at Utah*												
M.10-12	at Mountain West Conference Championships												

► Sharper Career Statistics

Year	G-GS	Min.-Avg.	FG-FGA	Pct.	3P-3PA	Pct.	FT-FTA	Pct.	OR	DR	Reb	Avg.	PF-D	AT	TO	BS	ST	Pts. Avg.	
02-03	28-0	236-8.4	16-38	.421	14-32	.438	6-10	.600	5	18	23	0.8	21-0	16	12	0	8	52	1.9
03-04	29-5	520-17.9	38-97	.392	30-75	.400	14-18	.778	5	22	27	0.9	46-2	26	19	0	26	120	4.1
04-05	14-9	373-26.6	32-77	.416	22-54	.407	6-6	1.000	3	15	18	1.3	18-0	18	23	0	19	92	6.6
Totals	71-14	1,129-15.9	86-212	.406	66-161	.410	26-34	.765	13	55	68	1.0	85-2	60	54	0	53	264	3.7

Season/Career Highs

Points
 Season 10 at LMU, 12-18-04
 Career 10 at LMU, 12-18-04

Rebounds
 Season 3 at BYU, 1-8-05
 3 vs. Saint Mary's, 12-14-04
 3 at UCSB, 12-4-04
 3 vs. Monmouth, 11-22-04
 Career 4 at UNM, 2-28-04
 4 at Saint Mary's, 1-7-04
 4 vs. Cal Poly, 12-18-03

Assists
 Season 1 vs. Providence, 12-31-04
 1 at UCSB, 12-4-04
 Career 1 - five times

Field Goals
 Season 4 vs. UCSD, 11-27-04
 Career 4 vs. UCSD, 11-27-04
 4 at UNM, 2-28-04

Field Goals Attempted
 Season 6 at BYU, 1-8-05
 6 vs. South Dakota State, 1-3-05
 Career 6 at BYU, 1-8-05
 6 vs. South Dakota State, 1-3-05
 6 at UNM, 2-28-04

Three-Point Field Goals
 Season
 Career

Three-Point Field Goals Attempted
 Season
 Career

Free Throws
 Season 4 at LMU, 12-18-04
 Career 4 at LMU, 12-18-04

Free Throws Attempted
 Season 5 at LMU, 12-18-04
 Career 5 at LMU, 12-18-04


Steals
 Season 2 vs. South Dakota State, 1-3-05
 Career 2 vs. South Dakota State, 1-3-05

Blocked Shots
 Season 2 vs. South Dakota State, 1-3-05
 Career 2 vs. South Dakota State, 1-3-05
 2 at Colorado St., 3-3-03

Minutes Played
 Season 19 at UCSB, 12-4-04
 Career 19 at UCSB, 12-4-04
 19 vs. UCSD, 12-2-02

20 • Trimaine Davis

Forward • 6-8 • 233 • Junior • West Pittsburg, Calif. (West Pittsburg High)



Getting more playing time as the season progresses... One of seven players to see action in all 14 games... Started four games this season, including San Diego State's upset victory at Brigham Young (1-8-05)... In his last three games (40 minutes on the court), he has 17 points, seven rebounds, two blocked shots and two steals... Made his first career start in his 50th career game on Dec. 18th at Loyola Marymount... Scored a career high 10 points and added two rebounds in 13 minutes of action against LMU... Brings incredibly high energy on the court for San Diego State... Has played 10 or more minutes 10 times this season after doing so just twice in the Aztecs' previous 42 games prior to this season... Played 10 or more minutes in seven of the last eight games... Connected on 23-of-43 attempts (53.5 percent) from the field this season and 50-of-92 (54.3 percent) in his career... Scored in four consecutive games earlier this season for the first time in his career and currently has a three-game scoring streak...

Season averages prorated over 40 minutes are rather impressive: 13.1 points and 6.1 rebounds.

Trends: San Diego State is 6-4 this season when he scores.

2004-05 Game-By-Game Statistics

Date	Opponent	S	MP	FG-FGA	3FG-FGA	FT-FTA	REB	PF	A	TO	BK	S	TP
N.19	UC Santa Barbara		2	0-0	0-0	0-0	1	0	0	0	0	0	0
N.22	Monmouth		16	1-3	0-0	0-0	3	3	0	0	0	1	2
N.27	UC San Diego		14	4-5	0-0	0-0	2	4	0	1	0	0	8
D.1	San Diego		6	1-1	0-0	0-0	2	0	0	0	0	0	2
D.4	at UC Santa Barbara		19	2-3	0-0	0-2	3	0	1	0	1	0	4
D.7	at Washington		9	0-1	0-0	0-0	1	0	0	0	0	0	0
D.11	California		15	2-2	0-0	0-1	1	2	0	0	0	1	4
D.14	Saint Mary's		10	2-5	0-0	1-2	3	3	0	0	0	0	5
D.18	at Loyola Marymount	S	13	3-4	0-0	4-5	2	1	0	0	0	0	10
D.21	Cal State Fullerton	S	12	1-1	0-0	0-2	0	2	0	0	0	0	2
D.28	at Iowa State	S	9	0-0	0-0	0-0	0	2	0	2	0	0	0
D.31	Providence		11	3-6	0-0	1-2	2	2	1	0	0	0	7
J.3	South Dakota State		17	2-6	0-0	2-4	2	2	0	2	2	2	6
J.8	at Brigham Young*	S	12	2-6	0-0	0-0	3	3	0	1	0	0	4
J.15	at UNLV*												
J.22	Wyoming*												
J.24	Colorado State*												
J.29	at Air Force*												
J.31	at New Mexico*												
F.5	Utah*												
F.7	Brigham Young*												
F.12	UNLV*												
F.19	at Colorado State*												
F.21	at Wyoming*												
F.26	New Mexico*												
F.28	Air Force*												
M.5	at Utah*												
M.10-12	at Mountain West Conference Championships												

Davis Career Statistics

Year	G-GS	Min.-Avg.	FG-FGA	Pct.	3P-3PA	Pct.	FT-FTA	Pct.	OR	DR	Reb	Avg.	PF-D	AT	TO	BS	ST	Pts.	Avg.
02-03	24-0	166-6.9	16-26	.615	0-0	.000	3-7	.429	4	22	26	1.1	36-2	1	6	2	5	35	1.5
03-04	17-0	89-5.2	11-23	.478	0-0	.000	4-6	.667	9	8	17	1.0	15-0	2	3	4	1	26	1.5
04-05	14-4	165-11.8	23-43	.535	0-0	.000	8-18	.444	14	11	25	1.8	24-0	2	6	3	4	54	3.9
Totals	55-4	420-7.6	50-92	.543	0-0	.000	15-31	.484	27	41	68	1.2	75-2	5	15	9	10	115	2.1

Season/Career Highs**Points**

Career 14 at Washington, 12-7-04

Rebounds

Career 7 vs. Saint Mary's, 12-14-04

Assists

Career 6 vs. Monmouth, 11-22-04

Field Goals

Career 5 at Washington, 12-7-04

Field Goals Attempted

Career 11 at Washington, 12-7-04

Three-Point Field GoalsCareer 1 vs. UCSD, 11-22-04
1 vs. Monmouth, 11-22-04**Three-Point Field Goals Attempted**

Career 3 vs. Monmouth, 11-22-04

Free ThrowsCareer 4 vs. Saint Mary's, 12-14-04
4 at Washington, 12-7-04**Free Throws Attempted**Career 5 vs. Saint Mary's, 12-14-04
5 vs. Monmouth, 11-22-04**Steals**Career 3 at Washington, 12-7-04
3 vs. UCSD, 11-27-04**Blocked Shots**

Career

Minutes Played

Career 32 vs. Saint Mary's, 12-14-04

21 • Matt Thomas

Guard • 6-3 • 191 • Freshman • Riverside, Calif. (Martin Luther King High)



One of seven players to play in all 14 games, he has started three games this season... Only Aztec freshman to play in every game... Made his first career start and played a career-high 32 minutes against Saint Mary's (12-14-04)... Had a string of 10 consecutive free throws made broken against Saint Mary's (12-14-04) but has made 23-of-29 (79.3 percent) after making just 3-of-9 to open the season... His 21 assists this season are third on the team, despite averaging 18.6 minutes per game, the seventh highest total on the squad... 13 steals ranks fourth on the team... With 21 assists and 19 turnovers he joins Chris Manker, Brandon Heath and Tyler Smith as the only Aztec players with more assists than turnovers... Posted a career-best 14 points at Washington (12-7-04)... Had a string of at least one assist in seven games broken against Saint Mary's (12-14-04)... Has recorded a rebound in 11-of-14 games this season including a career-high seven boards against Saint Mary's (12-14-04).

Trends: The Aztecs are 5-2 when he has more assists than turnovers.

2004-05 Game-By-Game Statistics

Date	Opponent	S	MP	FG-FGA	3FG-FGA	FT-FTA	REB	PF	A	TO	BK	S	TP
N.19	UC Santa Barbara		6	1-2	0-0	0-0	1	1	1	0	0	0	2
N.22	Monmouth		27	3-8	1-3	1-5	5	0	6	3	0	0	8
N.27	UC San Diego		24	2-3	1-1	2-2	4	1	2	1	0	3	7
D.1	San Diego		17	2-7	0-1	0-2	5	1	1	3	0	0	4
D.4	at UC Santa Barbara		16	0-3	0-0	2-4	2	0	3	2	0	0	2
D.7	at Washington		27	5-11	0-1	4-4	3	2	3	4	0	3	14
D.11	California		16	2-5	0-1	2-2	2	3	1	2	0	2	6
D.14	Saint Mary's	S	32	3-10	0-2	4-5	7	2	0	1	0	1	10
D.18	at Loyola Marymount	S	31	2-5	0-0	3-4	4	2	2	1	0	2	7
D.21	Cal State Fullerton	S	11	1-5	0-1	2-2	0	2	0	1	0	0	4
D.28	at Iowa State		8	0-0	0-0	2-2	0	0	0	0	0	0	2
D.31	Providence		21	0-5	0-1	3-4	1	2	0	1	0	1	3
J.3	South Dakota State		16	1-3	0-1	0-0	1	0	1	0	0	0	2
J.8	at Brigham Young*		8	0-3	0-0	1-2	0	1	1	0	0	1	1
J.15	at UNLV*												
J.22	Wyoming*												
J.24	Colorado State*												
J.29	at Air Force*												
J.31	at New Mexico*												
F.5	Utah*												
F.7	Brigham Young*												
F.12	UNLV*												
F.19	at Colorado State*												
F.21	at Wyoming*												
F.26	New Mexico*												
F.28	Air Force*												
M.5	at Utah*												
M.10-12	at Mountain West Conference Championships												

► Thomas Career Statistics

Year	G-GS	Min.-Avg.	FG-FGA	Pct.	3P-3PA	Pct.	FT-FTA	Pct.	OR	DR	Reb	Avg.	PF-D	AT	TO	BS	ST	Pts.	Avg.
04-05	14-3	260-18.6	22-70	.314	2-12	.167	26-38	.684	15	20	35	2.5	17-0	21	19	0	13	72	5.1

Season/Career Highs

Points
Career 6 vs. UCSD, 11-27-04
Rebounds
Career
Assists
Career
Field Goals
Career 2 vs. UCSD, 11-27-04
Field Goals Attempted
Career 2 vs. UCSD, 11-27-04
Three-Point Field Goals
Career
Three-Point Field Goals Attempted
Career
Free Throws
Career 2 vs. UCSD, 11-27-04
Free Throws Attempted
Career 4 vs. UCSD, 11-27-04
Steals
Career
Blocked Shots
Career
Minutes Played
Career 4 vs. UCSD, 11-27-04

31 • Jared Ines

Forward • 6-7 • 234 • Senior • Modesto, Calif. (Ceres High/Ohlone College)



Senior walk-on player entering his second season with the program... Played in five games and has made the most of his opportunities... In just nine minutes, he has scored eight points... Had career-best six points in four minutes against UC San Diego (11-27-04)... Also had two points at Washington (12-7-04).

2004-05 Game-By-Game Statistics

Date	Opponent	S	MP	FG-FGA	3FG-FGA	FT-FTA	REB	PF	A	TO	BK	S	TP
N.19	UC Santa Barbara			DNP - Coach's Decision									
N.22	Monmouth			DNP - Coach's Decision									
N.27	UC San Diego		4	2-2	0-0	2-4	0	0	0	0	0	0	6
D.1	San Diego		1	0-0	0-0	0-0	0	0	0	0	0	0	0
D.4	at UC Santa Barbara		2	0-0	0-0	0-2	0	0	0	0	0	0	0
D.7	at Washington		1	1-1	0-0	0-0	0	0	0	0	0	0	2
D.11	California			DNP - Coach's Decision									
D.14	Saint Mary's			DNP - Coach's Decision									
D.18	at Loyola Marymount			DNP - Coach's Decision									
D.21	Cal State Fullerton			DNP - Coach's Decision									
D.28	at Iowa State			DNP - Coach's Decision									
D.31	Providence			DNP - Coach's Decision									
J.3	South Dakota State			DNP - Coach's Decision									
J.8	at Brigham Young*			DNP - Coach's Decision									
J.15	at UNLV*												
J.22	Wyoming*												
J.24	Colorado State*												
J.29	at Air Force*												
J.31	at New Mexico*												
F.5	Utah*												
F.7	Brigham Young*												
F.12	UNLV*												
F.19	at Colorado State*												
F.21	at Wyoming*												
F.26	New Mexico*												
F.28	Air Force*												
M.5	at Utah*												
M.10-12	at Mountain West Conference Championships												

► Ines Career Statistics

Year	G-GS	Min.-Avg.	FG-FGA	Pct.	3P-3PA	Pct.	FT-FTA	Pct.	OR	DR	Reb	Avg.	PF-D	AT	TO	BS	ST	Pts. Avg.
04-05	4-0	8-2.0	3-3	1.000	0-0	.000	2-6	.333	0	0	0	0.0	0-0	0	0	0	0	8 2.0

Season/Career Highs

Points
 Season 23 vs. UCSD, 11-27-04
 Career 23 vs. UCSD, 11-27-04

Rebounds
 Season 8 vs. UCSB, 11-19-04
 Career 9 vs. UCSD, 12-6-03

Assists
 Season 3 at BYU, 1-8-05
 3 vs. California, 12-11-04
 3 vs. UCSD, 11-27-04
 Career 3 at BYU, 1-8-05
 3 vs. California, 12-11-04
 3 vs. UCSD, 11-27-04

Field Goals
 Season 9 vs. San Diego, 12-1-04
 9 vs. UCSD, 11-27-04
 Career 9 vs. San Diego, 12-1-04
 9 vs. UCSD, 11-27-04

Field Goals Attempted
 Season 13 vs. San Diego, 12-1-04
 13 vs. UCSD, 11-27-04
 13 vs. UCSB, 11-19-04
 Career 13 vs. San Diego, 12-1-04
 13 vs. UCSD, 11-27-04
 13 vs. UCSB, 11-19-04

Three-Point Field Goals
 Season 3 vs. San Diego, 12-1-04
 Career 4 at Wyoming, 1-26-04

Three-Point Field Goals Attempted
 Season 7 vs. San Diego, 12-1-04
 Career 8 vs. UCSD, 12-6-03
 8 vs. Wyoming, 12-16-00

Free Throws
 Season 5 vs. UCSD, 11-27-04
 Career 5 vs. UCSD, 11-27-04

Free Throws Attempted
 Season 5 vs. UCSD, 11-27-04
 Career 6 vs. IPFW, 12-30-02

Steals
 Season 3 vs. UCSB, 11-19-04
 Career 3 vs. UCSB, 11-19-04

Blocked Shots
 Season 3 vs. San Diego, 12-1-04
 Career 3 vs. San Diego, 12-1-04

Minutes Played
 Season 35 vs. UCSB, 11-19-04
 Career 35 vs. UCSB, 11-19-04

33 • Chris Manker

Center • 7-0 • 225 • Senior • West Des Moines, Iowa
 (Laguna Beach (Calif.) High/Oregon State University)



MWC Rankings (as of 1/12): 15th in offensive rebounding

Rebounded from his first scoreless game of the season by scoring seven points and adding seven rebounds against South Dakota State (1-5-04) and posting nine points and six rebounds at Brigham Young (1-8-05)... Always a threat from outside, Manker has become more comfortable playing in the paint... 55 career three-point field goals... Has 35 two-point field goals this season after connecting on just 17 twos last season and 52 in his first three seasons combined... Played in all 14 games this season and has six starts... Has four double-figure scoring games this season after posting three in his first three seasons combined... Made 14 of his last 15 free throws attempts... Had a string of 10 consecutive free throws made broken at Loyola Marymount (12-18-04)... Current FTM streak is four... One of two players to record a point, rebound and an assist in each of the first seven games this season (Brandon Heath)... Set a then-career high with 17 points, and added eight rebounds and a career-high three steals against UC Santa Barbara (11-19-04)... Against UC San Diego (11-27-04), scored his current career-high of 23 points on 8-for-13 shooting, all from inside the arc, and added a career-best 5-for-5 performance from the charity stripe... Also set a new career-mark against UC San Diego (11-27-04) with three assists, which he matched against California (12-11-04).

Trends: San Diego State is 3-2 this season and 10-3 in Manker's career when he blocks a shot... Dating back to his days at Oregon State, Manker's teams are 13-4 when he blocks a shot... SDSU is 4-2 this season and 13-7 in his career when Manker shoots 50 percent or better from the field.

2004-05 Game-By-Game Statistics

Date	Opponent	S	MP	FG-FGA	3FG-FGA	FT-FTA	REB	PF	A	TO	BK	S	TP
N.19	UC Santa Barbara		35	7-13	2-6	1-4	8	2	2	1	0	3	17
N.22	Monmouth	S	21	3-6	1-3	2-3	2	1	1	2	0	0	9
N.27	UC San Diego	S	28	9-13	0-2	5-5	5	0	3	0	1	1	23
D.1	San Diego	S	32	9-13	3-7	1-1	6	1	2	2	3	1	22
D.4	at UC Santa Barbara	S	29	2-6	1-3	0-0	3	4	1	1	0	0	5
D.7	at Washington	S	20	3-9	2-5	0-0	1	4	1	3	1	0	8
D.11	California	S	23	0-6	0-4	2-2	1	1	3	1	0	1	2
D.14	Saint Mary's		12	2-4	0-2	2-2	2	0	1	1	0	1	6
D.18	at Loyola Marymount		25	3-9	1-3	3-4	3	0	0	0	1	1	10
D.21	Cal State Fullerton		11	1-5	0-0	0-0	4	2	1	1	0	0	2
D.28	at Iowa State		19	2-6	2-5	0-0	0	3	2	2	0	1	6
D.31	Providence		6	0-2	0-1	0-0	1	1	1	0	0	0	0
J.3	South Dakota State		16	3-8	1-2	0-0	7	1	0	1	2	1	7
J.8	at Brigham Young*		21	4-6	0-2	1-1	6	4	3	1	0	1	9
J.15	at UNLV*												
J.22	Wyoming*												
J.24	Colorado State*												
J.29	at Air Force*												
J.31	at New Mexico*												
F.5	Utah*												
F.7	Brigham Young*												
F.12	UNLV*												
F.19	at Colorado State*												
F.21	at Wyoming*												
F.26	New Mexico*												
F.28	Air Force*												
M.5	at Utah*												
M.10-12	at Mountain West Conference Championships												

► Manker Career Statistics

* - At Oregon St.


Year	G-GS	Min.-Avg.	FG-FGA	Pct.	3P-3PA	Pct.	FT-FTA	Pct.	OR	DR	Reb	Avg.	PF-D	AT	TO	BS	ST	Pts.	Avg.
00-01*	21-3	252-12.0	12-42	.286	6-30	.200	3-5	.600	13	28	41	2.0	29-1	10	15	5	4	33	1.6
02-03	25-1	199-8.0	27-68	.397	16-45	.356	3-9	.333	11	19	30	1.2	24-0	4	16	5	3	73	3.0
03-04	29-1	293-10.1	37-98	.378	20-56	.357	6-14	.429	24	44	68	2.3	26-0	10	16	4	5	100	3.4
04-05	14-6	298-21.3	48-106	.453	13-45	.289	17-22	.773	22	27	49	3.5	24-0	21	16	8	11	126	9.0
Totals	89-11	1,042-11.7	124-314	.395	55-176	.313	29-50	.580	70	118	188	2.1	103-1	45	63	22	23	332	3.7

Season/Career Highs

Points	
Season	28 vs. UCSB, 11-19-04
Career	28 vs. UCSB, 11-19-04
Rebounds	
Season	13 vs. CSUF, 12-21-04
	13 vs. UCSB, 11-19-04
Career	15 vs. CSU, 2-23-04
Assists	
Season	3 vs. San Diego, 12-1-04
	3 vs. UCSD, 11-27-04
Career	4 at Saint Mary's, 1-7-04
Field Goals	
Season	8 - four times
Career	8 - five times
Field Goals Attempted	
Season	20 vs. California, 12-11-04
Career	20 vs. California, 12-11-04
Three-Point Field Goals	
Season	3 at UCSB, 12-4-04
Career	3 at UCSB, 12-4-04
	3 vs. LBSU, 11-21-03
Three-Point Field Goals Attempted	
Season	4 vs. California, 12-11-04
	4 at UCSB, 12-4-04
Career	4 vs. California, 12-11-04
	4 at UCSB, 12-4-04
Free Throws	
Season	12 vs. UCSB, 11-19-04
Career	12 vs. UCSB, 11-19-04
Free Throws Attempted	
Season	14 at LMU, 12-18-04
	14 vs. Saint Mary's, 12-14-04
	14 vs. Monmouth, 11-22-04
	14 vs. UCSB, 11-19-04
Career	14 at LMU, 12-18-04
	14 vs. Saint Mary's, 12-14-04
	14 vs. Monmouth, 11-22-04
	14 vs. UCSB, 11-19-04
Steals	
Season	4 vs. UCSB, 11-19-04
Career	5 at UNM, 2-28-04
Blocked Shots	
Season	3 vs. UCSD, 11-27-04
Career	3 vs. UCSD, 11-27-04
Minutes Played	
Season	41 vs. UCSB, 11-19-04
Career	41 vs. UCSB, 11-19-04

42 • Marcus Slaughter

Forward • 6-8 • 223 • Sophomore • Riverside, Calif. (J.W. North High)



National Rankings (as of 1/11): 50th in rebounding

MWC Rankings (as of 1/12): 2nd in offensive rebounding, 3rd in scoring, 4th in steals, 6th in rebounding, 6th in defensive rebounding, 7th in blocked shots.

Not only one of the top players in the Mountain West Conference, but the entire West Coast... Third in the MWC in scoring and ranked among the league's top seven in six different categories... Ranks 50th nationally in rebounding... Only Aztec player to start every game this season... Has scored in double figures in 14 straight games (had not scored in double figures in three consecutive games prior to this streak) after scoring 10+ points in eight games all of last season... Has 10 consecutive games with 15 or more points... Had a streak of at least one three-point field goal in five straight games (broken against Saint Mary's (12-14-04))... Had seven or more rebounds in nine straight games (averaging 9.6 rpg during that stretch) broken against South Dakota State (1-3-05)... Has four double-doubles this season and six in his career... Led the team in scoring eight times this season and nine times in his career... Led team in rebounding 10 times this season and 20 times in his career... Has 14 double-figure scoring games this season and 23 in his career... Has four double-figure rebound games this season and eight in his career... Started 31 consecutive games (last non-start was Dec. 31, 2003)... Has shot 14 free throws in a game four times this season... Attempting 8.3 free throws per game, which averaged out over a 28-game season would be 232 attempts... Already surpassed last season's free throw attempt total of 76... Needs six points to reach 500 career points.

Trends: San Diego State is 3-1 this season when Slaughter shoots better than 50 percent from the field.

2004-05 Game-By-Game Statistics

Date	Opponent	S	MP	FG-FGA	3FG-FGA	FT-FTA	REB	PF	A	TO	BK	S	TP
N.19	UC Santa Barbara	S	41	8-16	0-2	12-14	13	5	1	5	0	4	28
N.22	Monmouth	S	35	4-6	0-0	10-14	7	2	0	4	2	2	18
N.27	UC San Diego	S	30	7-11	1-3	5-7	4	0	3	0	3	2	20
D.1	San Diego	S	35	4-9	1-3	3-5	12	4	3	4	2	0	12
D.4	at UC Santa Barbara	S	33	8-13	3-4	5-5	7	4	1	3	0	0	24
D.7	at Washington	S	36	8-13	1-2	4-9	7	3	1	4	2	2	21
D.11	California	S	39	8-20	1-4	1-2	9	3	1	2	1	2	18
D.14	Saint Mary's	S	35	3-6	0-1	9-14	8	3	0	3	0	3	15
D.18	at Loyola Marymount	S	40	6-16	0-1	9-14	9	4	2	4	2	1	21
D.21	Cal State Fullerton	S	39	6-15	0-2	3-9	13	4	0	7	2	0	15
D.28	at Iowa State	S	32	6-12	1-2	2-5	12	3	1	4	2	2	15
D.31	Providence	S	31	6-19	0-2	6-6	9	5	0	1	1	1	18
J.3	South Dakota State	S	28	5-10	0-0	5-6	5	3	1	6	1	1	15
J.8	at Brigham Young*	S	34	6-17	1-5	4-6	6	3	2	2	0	1	17
J.15	at UNLV*												
J.22	Wyoming*												
J.24	Colorado State*												
J.29	at Air Force*												
J.31	at New Mexico*												
F.5	Utah*												
F.7	Brigham Young*												
F.12	UNLV*												
F.19	at Colorado State*												
F.21	at Wyoming*												
F.26	New Mexico*												
F.28	Air Force*												
M.5	at Utah*												
M.10-12	at Mountain West Conference Championships												

► Slaughter Career Statistics

Year	G-GS	Min.-Avg.	FG-FGA	Pct.	3P-3PA	Pct.	FT-FTA	Pct.	OR	DR	Reb	Avg.	PF-D	AT	TO	BS	ST	Pts.	Avg.
03-04	30-18	755-25.2	87-184	.473	8-24	.333	55-76	.724	84	120	204	6.8	67-2	22	36	17	34	237	7.9
04-05	14-14	488-34.9	85-183	.464	9-31	.290	78-116	.672	47	74	121	8.6	46-2	16	49	18	21	257	18.4
Totals	44-32	1,243-28.3	172-367	.469	17-55	.309	133-192	.693	131	194	325	7.4	113-4	38	85	35	55	494	11.2

Season/Career Highs

Points
 Career 7 vs. Providence, 12-31-04
 7 vs. Monmouth, 11-22-04

Rebounds
 Career 13 vs. South Dakota State, 1-3-05

Assists
 Career 2 vs. Providence, 12-31-04
 2 at Iowa State, 12-28-04

Field Goals
 Career 3 vs. Monmouth, 11-22-04

Field Goals Attempted
 Career 6 vs. Monmouth, 11-22-04

Three-Point Field Goals
 Career

Three-Point Field Goals Attempted
 Career

Free Throws
 Career 3 vs. South Dakota State, 1-3-05

Free Throws Attempted
 Career 7 vs. South Dakota State, 1-3-05

Steals
 Career 3 at Washington, 12-7-04

Blocked Shots
 Career 3 vs. South Dakota State, 1-3-05

Minutes Played
 Career 31 at Washington, 12-7-04

50 • Mohamed Camara

Center • 6-10 • 265 • Junior • Conakry, Guinea

(Moore (Ky.) High/Riverside (Calif.) College)



MWC Rankings (as of 1/12): 9th in offensive rebounding, 14th in rebounding

Played in all 14 games this season and has 11 starts to his credit... Has 20 rebounds, 11 points and five blocked shots in his last three games (65 minutes of playing time)... Had a career-high 13 rebounds in 28 minutes of action against Providence (12-31-04)... Also tied a career-high with seven points against the Friars... One of seven players to see action in all 14 games this season... Averages 9.3 rebounds per 40 minutes.

Trends: San Diego State is 3-0 this season when he shoots 50 percent or better from the floor... SDSU is 3-2 this season when he hits at least one free-throw

2004-05 Game-By-Game Statistics

Date	Opponent	S	MP	FG-FGA	3FG-FGA	FT-FTA	REB	PF	A	TO	BK	S	TP
N.19	UC Santa Barbara	S	14	0-0	0-0	0-0	5	2	0	0	1	0	0
N.22	Monmouth	S	23	3-6	0-0	1-1	8	2	0	1	0	0	7
N.27	UC San Diego	S	19	2-4	0-0	1-2	4	1	0	0	1	0	5
D.1	San Diego	S	31	2-2	0-0	0-0	5	3	1	1	1	2	4
D.4	at UC Santa Barbara	S	19	0-0	0-0	0-0	3	3	1	1	0	0	0
D.7	at Washington	S	31	1-3	0-0	0-0	7	1	0	0	2	3	2
D.11	California	S	26	3-9	0-0	0-0	7	1	0	2	0	1	6
D.14	Saint Mary's	S	21	1-4	0-0	0-2	1	5	1	2	0	2	2
D.18	at Loyola Marymount		3	0-0	0-0	1-2	1	0	0	0	0	0	1
D.21	Cal State Fullerton		20	1-3	0-0	1-2	5	2	0	1	2	1	3
D.28	at Iowa State		15	0-1	0-0	0-0	1	3	2	1	0	0	0
D.31	Providence	S	28	2-6	0-0	3-7	13	0	2	2	1	1	7
J.3	South Dakota State	S	22	2-5	0-0	0-0	5	2	0	0	3	0	4
J.8	at Brigham Young*	S	15	0-1	0-0	0-0	2	2	0	1	1	1	0
J.15	at UNLV*												
J.22	Wyoming*												
J.24	Colorado State*												
J.29	at Air Force*												
J.31	at New Mexico*												
F.5	Utah*												
F.7	Brigham Young*												
F.12	UNLV*												
F.19	at Colorado State*												
F.21	at Wyoming*												
F.26	New Mexico*												
F.28	Air Force*												
M.5	at Utah*												
M.10-12	at Mountain West Conference Championships												

► Camara Career Statistics

Year	G-GS	Min.-Avg.	FG-FGA	Pct.	3P-3PA	Pct.	FT-FTA	Pct.	OR	DR	Reb	Avg.	PF-D	AT	TO	BS	ST	Pts.	Avg.
04-05	14-11	287-20.5	17-44	.386	0-0	.000	7-16	.438	32	35	67	4.8	27-1	7	12	12	11	41	2.9

Last Time It Happened

TEAM MISCELANEOUS

San Diego State played an overtime gameNov. 19, 2004, vs. UC Santa Barbara - ot-L, 72-80
 San Diego State won an overtime gameMar. 19, 2003, vs. UC Santa Barbara - ot-W, 67-62
 San Diego State played a double overtime gameJan. 24, 2004, at Colorado State - 2ot - L, 82-92
 San Diego State played a triple overtime gameJan. 2, 2000, vs. Air Force - 3ot - L, 77-81
 San Diego State played consecutive overtime gamesJan. 22 and 26, 2002, vs. Wyoming - ot-L, 85-88 and vs. UNLV - ot-L, 79-80
 San Diego State won a game in the final secondsJan. 8, 2005, at Brigham Young, Chris Walton fadeaway 7-footer (:00.0) - W, 59-57
 San Diego State lost a game in the final secondsJan. 26, 2002, vs. UNLV, Louis Amundson made front end of two-shot foul (:02.4) - ot-L, 79-80

TEAM SCORING

San Diego State scored 100 or more pointsDec. 2, 1998, vs. Southern Cal College - W, 103-49
 San Diego State scored 90 or more pointsDec. 18, 2003, vs. Cal Poly - W, 90-71
 San Diego State scored 80 or more pointsDec. 1, 2004, vs. San Diego - W, 83-63
 San Diego State scored less than 50 pointsMar. 1, 2004, at Air Force - L, 49-61
 An opponent scored 100 or more pointsMar. 3, 2003, at Colorado State - L, 89-102
 An opponent scored less than 50 pointsNov. 21, 2003, vs. Long Beach State - W, 74-44
 San Diego State scored 50 or more points in a halfNov. 27, 2004, vs. UC San Diego (51 in 2nd half) - W, 86-51
 San Diego State scored 40 or more points in a halfJan. 8, 2005, at Brigham Young (40 in 2nd half) - W, 59-57
 San Diego State won by 40 or more pointsNov. 27, 2000, vs. UC San Diego - W, 98-53
 San Diego State won by 30 or more pointsNov. 27, 2004, vs. UC San Diego - W, 86-51
 San Diego State won by 20 or more pointsDec. 1, 2004, vs. San Diego - W, 83-63

INDIVIDUAL SCORING

SDSU player had 50 or more pointsFeb. 20, 1986, Anthony Watson (54) vs. U.S. International - W, 138-93
 SDSU player had 40 or more pointsFeb. 20, 1986, Anthony Watson (54) vs. U.S. International - W, 138-93
 SDSU player had 35 or more pointsFeb. 10, 1990, Shawn Jamison (37) vs. U.S. International - W, 138-93
 SDSU player had 30 or more pointsDec. 31, 2003, Aerick Sanders (34) vs. Portland - W, 67-61
 SDSU player made 10 or more field goals in a gameMar. 6, 2004, Aerick Sanders (10-19) vs. Utah - L, 53-66
 SDSU player scored 20 or more points in a halfNov. 19, 2004, Marcus Slaughter (20 in 2nd half) vs. UC Santa Barbara - ot-L, 72-80

MULTIPLE INDIVIDUAL SCORING

Three SDSU players had 20 points in same gameDec. 1, 2001, Tony Bland (22), Al Faux (21), Randy Holcomb (20) vs. CSU Northridge - W, 80-70
 Two SDSU players had 20 points in same gameDec. 4, 2004, Marcus Slaughter (24), Brandon Heath (20) at UC Santa Barbara - W, 73-55
 Five SDSU players scored in double figures in same game
Dec. 6, 2003, Wesley Stokes (18), Brandon Heath (12), Chris Manker (12), Aerick Sanders (12), Chris Walton (12) vs. UC San Diego - W, 76-51
 Four SDSU players scored in double figures in same game
Dec. 18, 2004, Marcus SLaughter (21), Brandon Heath (12), Trimaime Davis (10), Chris Manker (10) at Loyola Marymount - L, 68-72

CONSECUTIVE INDIVIDUAL SCORING

SDSU player had consecutive 30-point gamesJan. 27 and 30, 1986, Anthony Watson vs. Wyoming (30) and vs. Colorado State (31)
 SDSU player had consecutive 20-point gamesDec. 28 and Dec. 31, 2004, Brandon Heath at Iowa State (20) and vs. Providence (26)
 SDSU player had consecutive 10-plus made free-throw gamesNov. 19 and Nov. 22, 2004, Marcus Slaughter vs. UCSB (12) and vs. Monmouth (10)

TEAM REBOUNDING

San Diego State had 45 or more reboundsDec. 21, 2004, vs. Cal State Fullerton (45) - W, 63-60
 San Diego State had 40 or more reboundsDec. 21, 2004, vs. Cal State Fullerton (45) - W, 63-60
 +20-Rebound MarginNov. 22, 2004, vs. Monmouth (+21) - W 69-65
 +15-Rebound MarginNov. 22, 2004, vs. Monmouth (+21) - W 69-65
 +10-Rebound MarginDec. 1, 2004, vs. San Diego (+14) - W, 83-63

INDIVIDUAL REBOUNDING

SDSU player had 20 or more reboundsFeb. 6, 1984, Michael Cage (21) vs. Wyoming - ot-L, 73-83
 SDSU player had 15 or more reboundsFeb. 21, 2004, Aerick Sanders (16) vs. Wyoming - W, 74-66
 SDSU player had 10 or more reboundsDec. 31, 2004, Mohamed Camara (13) vs. Providence - L, 67-76

DOUBLE-DOUBLES

SDSU player had a triple-doublenever
 SDSU player had a double-doubleDec. 28, 2004, Marcus Slaughter (15 points, 12 rebounds) at Iowa State - L, 59-69
 SDSU player had a point-assist double-doubleJan. 2, 2000, Bradley Jackson (17 points, 11 assists) vs. High Point - W, 74-63
 Two SDSU players had double-double in same game
Jan. 2, 2002, Randy Holcomb (22 points, 13 rebounds), Chris Walton (12 points, 10 rebounds) vs. IPFW - W, 90-72

Last Time It Happened (cont.)

Three SDSU players had double-double in same game

.....Dec. 7, 1982, Eddy Gordon (15 points, 11 rebounds), Keith Smith (14 points, 14 rebounds), Michael Cage (12 points, 11 rebounds) vs. Doane College - W, 100-88
 SDSU player had three consecutive double-doubles
Jan. 17, 24 and 26, 2004, Aerick Sandes (23 points, 10 rebs.) vs. UNLV, (15 points, 16 rebs.) at Colorado State, (12 points, 11 rebs.) at Wyoming

TEAM ASSISTS

San Diego State had 25 or more assistsDec. 1, 2001, vs. Cal State Northridge (26) - W, 80-70
 San Diego State had 20 or more assistsNov. 27, 2004, vs. UC San Diego (23) - W, 86-51
 San Diego State had 15 or more assistsJan. 8, 2005, at Brigham Young (17) - W, 59-57

INDIVIDUAL ASSISTS

SDSU player had 15 or more assistsMar. 7, 1981, Tony Gwynn (16) vs. New Mexico - W, 92-84
 SDSU player had 10 or more assistsMar. 1, 2001, Deandre Moore (11) vs. Wyoming - L, 62-69

TEAM STEALS

San Diego State had 15 or more stealsNov. 27, 2004, vs. UC San Diego (15) - W, 86-51
 San Diego State had 10 or more stealsJan. 3, 2005, vs. South Dakota State (10) - W, 64-49

INDIVIDUAL STEALS

SDSU player had 9 or more stealsFeb. 20, 1986, Tracy Dildy (9) vs. USIU - W, 138-93
 SDSU player had 5 or more stealsFeb. 28, 2004, Marcus Slaughter (5) vs. New Mexico - L, 60-72

TEAM BLOCKS

San Diego State had 10 or more blocksJan. 21, 2002, vs. Wyoming (11) - ot-L, 85-88
 San Diego State had 5 or more blocksJan. 3, 2005, vs. South Dakota State (9) - W, 64-49

INDIVIDUAL BLOCKS

SDSU player had 5 or more blocksJan. 6, 2004, Aerick Sanders (5) vs. Saint Mary's - L, 66-80
 SDSU player had 3 or more blocksJan. 3, 2005, Mohamed Camara (3) vs. South Dakota State - W, 64-49

TEAM TURNOVERS

San Diego State had 10 or fewer turnoversNov. 27, 2004, vs. UC San Diego (9) - W, 86-51
 San Diego State forced 25 or more turnoversNov. 27, 2004, vs. UC San Diego (27) - W, 86-51
 San Diego State forced 20 or more turnoversJan. 3, 2005, vs. South Dakota State (23) - W, 64-49

INDIVIDUAL MINUTES

SDSU player played 50 or more minutesJan. 20, 2000, Myron Epps (50) vs. Air Force - 3ot-L, 77-81
 SDSU player played 45 or more minutesFeb. 9, 2004, Aerick Sanders (45) at Brigham Young - ot-L, 69-83
 SDSU player played 40 or more minutesDec. 18, 2004, Marcus Slaughter (40) at Loyola Marymount - L, 68-72

TEAM THREE-POINTERS

San Diego State made 15 or more three-point shotsDec. 2, 2002, vs. UC San Diego (16) - W, 87-57
 San Diego State made 10 or more three-point shotsDec. 4, 2004, vs. UC Santa Barbara (12) - W, 73-55

INDIVIDUAL THREE-POINTERS

SDSU player made 9 or more three-point shotsDec. 27, 1986, Tony Ross (9) vs. Manhattan - W, 77-69
 SDSU player made 5 or more three-point shotsNov. 24, 2004, Brandon Heath (5) vs. Ohio State - W, 83-61

TEAM FREE THROWS

San Diego State had a 85 percent or higher free-throw percentage (min. 15 att.)Dec. 3, 2003, vs. San Diego (87.5 percent - 14-16) - W, 66-63
 San Diego State had a 80 percent or higher free-throw percentage (min. 15 att.)Feb. 17, 2004, at UNLV (80.0 percent 12-15) - L, 65-68
 San Diego State attempted 40 or more free-throwsMar. 1, 2003, vs. Wyoming (42) - W, 86-73
 San Diego State attempted 30 or more free-throwsDec. 18, 2004, at Loyola Marymount (38) - L, 68-72

INDIVIDUAL FREE THROWS

SDSU player made 10 or more free-throws in a gameNov. 22, 2004, Marcus Slaughter (10-14) vs. Monmouth - W, 69-65
 SDSU player made 100 percent free-throw percentage (min. 10 att.)Dec. 13, 2003, Brandon Heath (10-10) at Texas Tech, L, 68-78

TEAM SHOOTING PERCENTAGE

SDSU made 60 percent or better from the fieldDec. 4, 2004, at UC Santa Barbara (60.0 percent - 27-45) - W, 73-55
 SDSU made 55 percent or better from the fieldDec. 4, 2004, at UC Santa Barbara (60.0 percent - 27-45) - W, 73-55
 SDSU had consecutive 50% or better games ...Dec.1 and Dec. 4, 2004, vs. San Diego (53.6 percent - 30-56) and at UC Santa Barbara (60 percent - 27-45)

Cox Arena Records (cont.)

Stanford, Mar. 17, 2001

Field Goals Attempted

- 24, Randy Holcomb vs. Fla. Atlantic, Nov. 30, 2000
22, Brandon Heath vs. UCSB, Nov. 19, 2004
 22, Randy Holcomb vs. ASU, Dec. 16, 2000
 22, Matt Watts vs. USC, Nov. 29, 1997
 21, Tony Bland vs. Arizona, Dec. 7, 2002
 20, Aerick Sanders vs. Wyoming, Feb. 21, 2004
 20, Aerick Sanders vs. Portland, Dec. 31, 2003
 20, Al Faux vs. Wyoming, Jan. 21, 2002
 20, Matt Watts vs. USD, Dec. 19, 1998
 ▶ Opp.: 26, Ruben Douglas, New Mexico, Feb. 24, 2003
NCAA: 21, Kirk Haston, Indiana vs. Kent State, Mar. 15, 2001

Field Goal Percentage (Min 6 FGM)

- ▶ 100.0 (11-11), Aerick Sanders vs. EWU, Dec. 20, 2003
 100.0 (6-6), Mike Mackell vs. CSU, Jan. 19, 2002
 90.9 (10-11), Aerick Sanders vs. UNLV, Jan. 17, 2004
 90.0 (9-10), Aerick Sanders vs. Cal Poly, Dec. 18, 2003
 90.0 (9-10), Al Faux vs. Oklahoma St., Dec. 30, 2000
 85.7 (6-7), Mike Mackell vs. Arizona, Dec. 7, 2002
 85.7 (6-7), Al Faux vs. CSU, Mar. 3, 2001
 85.7 (6-7), Al Faux vs. Sacramento St, Dec. 2, 2000
Opp.: 100.0 (8-8), Nate Althoff, Utah, Jan. 10, 2000
NCAA: 88.9 (8-9), Jamaal Davis, Cincinnati vs. Kent State, Mar. 17, 2001

Free Throws Made

- 12, Marcus Slaughter vs. UCSB, Nov. 19, 2004
 10, Marcus Slaughter vs. Monmouth, Nov. 22, 2004
 10, Kevin Betts vs. San Jose State, Jan. 29, 1998
 9, Brandon Heath vs. Saint Mary's, Dec. 14, 2004
 9, Marcus Slaughter vs. Saint Mary's, Dec. 14, 2004
 9, Wesley Stokes vs. Wyoming, Feb. 21, 2004
 9, Al Faux vs. CS Northridge, Dec. 1, 2001
 9, Myron Epps vs. New Mexico, Feb. 5, 2000
 ▶ Opp.: 15, Ruben Douglas, New Mexico, Feb. 24, 2003
NCAA: 9, Jarron Collins, Stanford vs. St. Joseph's, Mar. 17, 2001

Free Throws Attempted

- 14, Marcus Slaughter vs. Saint Mary's, Dec. 14, 2004
 14, Marcus Slaughter vs. Monmouth, Nov. 22, 2004
 14, Marcus Slaughter vs. UCSB, Nov. 19, 2004
 14, Tony Bland vs. San Diego, Jan. 8, 2003
 14, Vincent Okotie vs. Long Beach St., Nov. 28, 1998
 12, Wesley Stokes vs. Wyoming, Feb. 21, 2004
 12, Myron Epps vs. Wyoming, Feb. 19, 2000
 ▶ Opp.: 16, Ruben Douglas, New Mexico, Feb. 24, 2003
NCAA: 10 - three times

Free Throw Percentage (Min 6 FTM)

- ▶ 1.000 (8-8), B. Heath vs. Monmouth, Nov. 22, 2004
 ▶ 100.0 (8-8), D. Abramowitz vs. CSU, Mar. 3, 2001
 ▶ 100.0 (8-8), Marcelo Correa vs. BYU, Feb. 12, 2001
 ▶ 100.0 (8-8), Josko Visnjic vs. USC, Nov. 29, 1997
 1.000 (6-6), Brandon Heath vs. Prov., Dec. 31, 2004
 1.000 (6-6), Marcus Sluaghter vs. Prov., Dec. 31, 2004
 100.0 (6-6), Aerick Sanders vs. LMU, Jan. 3, 2003
 100.0 (6-6), Tony Bland vs. Houston, Jan. 29, 2002
 100.0 (6-6), Tony Bland vs. UCSD, Nov. 27, 2001
 100.0 (6-6), Michael Marion vs. AFA, Jan. 20, 2000
 100.0 (6-6), Marcelo Correa vs. Florida Atlantic, Nov. 30, 2000
 ▶ Opp.: 100.0 (8-8), Nick Valdez, Texas Tech, Jan.

6, 2003

NCAA: 100.0 (7-7), Tony Akins, Georgia Tech vs. St. Joseph's, March 15, 2001

Three-Point Field Goals Made

- ▶ 7, Al Faux vs. Oklahoma State, Dec. 30, 2000
 6, Steve Sir vs. UC San Diego, Dec. 2, 2002
 6, Jason Richey vs. SMU, Jan. 15, 1998
 6, Josko Visnjic vs. Southwest Texas, Nov. 26, 1997
 ▶ Opp.: 7, Bobby Brown, Cal State Fullerton, Dec. 21, 2004; Jermaine Lewis, UNLV, Feb. 11, 2003 and Adam Spanich, USC, Nov. 29, 1997
NCAA: 5, Marvin O'Connor, St. Joseph's vs. Stanford, March 17, 2001

Three-Point Field Goals Attempted

- 14, Jason Richey vs. BYU, Nov. 14, 1997
 13, Josko Visnjic vs. Fresno State, Jan. 31, 1998
 11, Al Faux vs. New Mexico, Feb. 28, 2002
 11, Jason Richey vs. SMU, Jan. 15, 1998
 ▶ Opp.: 16, Damon Jackson, Fresno State, Dec. 8, 2001
NCAA: 10, Marvin O'Connor, St. Joseph's vs. Stanford, March 17, 2001

Three-Point Field Goal Percentage

(Min 4 3FGA)

- ▶ 100.0 (4-4), Deandre Moore vs. BYU, Feb. 11, 2002
 87.5 (7-8), Al Faux vs. Oklahoma St, Dec. 30, 2000
 83.3 (5-6), David Abramowitz vs. SCC, Dec. 2, 1998
 75.0 (3-4), John Sharper vs. UCSD, Nov. 27, 2004
 75.0 (3-4), John Sharper vs. Cal Poly, Dec. 18, 2003
 75.0 (3-4), Jim Roban vs. UNLV, Feb. 24, 2001
 75.0 (3-4), Karlo Kovacic vs. UNLV, Feb. 24, 2001
 75.0 (3-4), Deandre Moore vs. UNLV, Feb. 24, 2001
 75.0 (3-4), David Abramowitz vs. UNM, Feb. 5, 2000
Opp.: 80.0 (4-5), Josh Davis, UCSB, Nov. 19, 2004
NCAA: 80.0 (4-5), Jay Joseph, UNCG vs. Stanford, Mar. 15, 2001

Rebounds

- 16, Aerick Sanders vs. Wyoming, Feb. 21, 2004
 15, Aerick Sanders vs. Troy State, Nov. 30, 2003
 15, Roy Kruiswyk vs. Hawaii, Jan. 10, 1997
 14, Aerick Sanders vs. Portland, Dec. 31, 2003
 14, Aerick Sanders vs. Wyoming, Feb. 3, 2003
 ▶ Opp.: 17, Uche Nsonwu-Amadi, Wyoming, Jan. 21, 2002
NCAA: 12, Alvin Jones, Georgia Tech vs. St. Joseph's, Mar. 15, 2001

Assists

- 11, Deandre Moore vs. Wyoming, Mar. 1, 2001
 11, Deandre Moore vs. Sacramento St, Dec. 2, 2000
 11, Bradley Jackson vs. High Point, Jan. 2, 2000
 9, Brandon Heath vs. UCSD, Nov. 27, 2004
 9, Wesley Stokes vs. Washington, Dec. 27, 2003
 9, Tony Bland vs. Norfolk State, Nov. 21, 2001
 9, Deandre Moore vs. New Mexico State, Nov. 21, 2000
 ▶ Opp.: 12, Greg Davis, Troy State, Nov. 30, 2003
NCAA: 9, Jameer Nelson, St. Joseph's vs. Stanford, Mar. 17, 2001

Steals

- ▶ 7, Deandre Moore vs. Colorado State, Feb. 1, 2003
 6, Matt Watts vs. Southern Cal Col, Dec. 19, 1997
 5, Brandon Heath, vs. UCSD, Nov. 27, 2004

5, Donte Wilson vs. Loyola Marymount, Dec. 30, 1999

5, Matt Watts vs. San Jose State, Feb. 27, 1999
 5, Matt Watts vs. Long Beach State, Nov. 28, 1998
 5, Matt Watts vs. Oregon, Dec. 2, 1997
 5, Matt Watts vs. USC, Nov. 29, 1997
Opp.: 6, Bobby Brown, Cal State Fullerton, Dec. 21, 2004

NCAA: 5, Demetric Shaw, Kent State vs. Cincinnati, March 17, 2001

Blocked Shots

- ▶ 5, Marcelo Correa vs. Sacramento St, Dec. 2, 2000
 4, Aerick Sanders vs. UC San Diego, Dec. 2, 2002
 4, Chris Walton vs. New Mexico, Feb. 28, 2002
 4, Aerick Sanders vs. UNLV, Jan. 26, 2002
 4, Randy Holcomb vs. Wyoming, Jan. 21, 2001
 ▶ Opp.: 5 - four times, most recent: Dalron Johnson, UNLV, Jan. 26, 2002
NCAA: 3 - two times

▶ - Indicates Cox Arena record. Underline - Indicates this season.

NCAA refers to the 2001 NCAA First and Second Rounds which were hosted by SDSU and played in Cox Arena

Inside the Series

All-Time Series History

Overall	UNLV, 27-7
At San Diego, Calif.	UNLV, 9-5
At Cox Arena	UNLV, 3-2
At Las Vegas, Nev.	UNLV, 16-2
At Thomas & Mack Center	UNLV, 10-1
At Neutral Sites	UNLV, 2-0
Division I Era	UNLV, 25-5
MWC Era	UNLV, 10-3

Streaks

Current	UNLV, 1
Longest SDSU Streak	1
Longest UNLV Streak	9
Current Streak At SDSU	SDSU, 1
Current Streak At UNLV	UNLV, 3
Current MWC Tourney	UNLV, 1

Coaching Records

► Steve Fisher vs. UNLV

Overall	3-11
At San Diego State	3-10
At Michigan	0-1
In Las Vegas	1-7

► Lon Kruger vs. SDSU

Overall	0-0
In Las Vegas	0-0

San Diego State

Most Points	113 (113-118), Dec. 11, 1976
Most Points At SDSU	113 (113-118), Dec. 11, 1976
Most Points At UNLV	95 (95-101), Dec. 9, 1977
Most Points in MWC Tourney	78 (78-75), March 9, 2002
Largest Margin of Victory	29 - (91-62), Jan. 8, 1966
Largest Margin At SDSU	29 - (91-62), Jan. 8, 1966
Largest Margin At UNLV	3 twice - (94-91), Feb. 17, 1979 and (78-75), March 9, 2002
Largest Margin in MWC Tourney	3 - (78-75), March 9, 2002

UNLV

Most Points	118 (118-113), Dec. 11, 1976
Most Points At SDSU	118 (118-113), Dec. 11, 1976
Most Points At UNLV	105 (105-85), Dec. 20, 1985
Most Points in MWC Tourney	77 (77-72), March 9, 2000
Largest Margin of Victory	28 (83-55), Jan. 22, 2000
Largest Margin At SDSU	21 (85-64), March 2, 2000
Largest Margin At UNLV	28 (83-55), Jan. 22, 2000
Largest Margin in MWC Tourney	16 (67-83), March 13, 2003

SDSU vs. UNLV

All-Time Series History and Results

UNLV leads 27-7

Date	Winner	Site	SD	LV
1.8.66	SDSU	H	91	62
2.3.67	UNLV	A	64	68
3.11.67	SDSU	NCAA-N	88	71
12.27.68	UNLV	A	74	101
3.15.75	17-UNLV	NCAA-N	80	90
12.11.76	5-UNLV	SA-H	113	118
12.9.77	10-UNLV	A	95	101
1.4.79	UNLV	SA-H	80	85
2.17.79	SDSU	A	94	91
1.11.80	UNLV	A	86	88
2.5.80	UNLV	SA-H	86	98
1.17.81	UNLV	SA-H	77	78
2.20.81	UNLV	A	67	68
1.2.82	UNLV	A	71	77
2.6.82	SDSU	SA-H	81	68
3.14.85	9-UNLV	NCAA-N	80	85
12.20.85	12-UNLV	A	85	105
12.30.91	UNLV	A	72	88
12.12.92	22-UNLV	PG-H	77	89
1.9.97	UNLV	A	59	79
2.8.97	UNLV	SA-H	71	78
1.22.00	UNLV	A	55	83
3.2.00	UNLV	Cox-H	64	85
3.9.00	UNLV	MWC-A	72	77
1.27.01	UNLV (ot)	A	72	82
2.24.01	SDSU	Cox-H	83	66
1.26.02	UNLV (ot)	Cox-H	79	80
2.23.02	UNLV (ot)	A	76	83
3.9.02	SDSU	MWC-A	78	75
2.11.03	UNLV	Cox-H	64	79

3.8.03	UNLV	A	72	83
3.13.03	UNLV	MWC-A	67	83
1.17.04	SDSU	Cox-H	83	78
2.17.04	UNLV	A	65	68



San Diego State vs. UNLV Career Statistics

SDSU	G-GS	FG-A	3FG-A	FT-A	REB	AVG.	A	TO	BS	ST	PTS	AVG	HI
Trimaime Davis	3-0	0-0	0-0	0-0	2	0.7	1	0	0	0	0	0.0	0
Travis Hanour	1-0	1-3	1-2	0-0	3	3.0	0	1	1	0	3	3.0	3
Brandon Heath	2-2	13-33	5-17	3-3	4	2.0	7	7	0	3	34	17.0	21
Tommy Johnson	6-0	8-17	5-10	0-1	5	0.8	7	2	1	1	21	3.5	13
Chris Manker	5-0	3-9	2-7	0-0	1	0.2	0	1	0	1	8	1.6	6
John Sharper	5-0	5-14	5-11	2-2	3	0.6	4	3	0	3	17	3.4	6
Marcus Slaughter	2-2	9-21	0-2	6-8	22	11.0	2	3	0	1	24	12.0	13
Chris Walton	7-2	10-26	3-6	9-13	24	3.4	13	10	1	4	29	4.1	9

UNLV	G-GS	FG-A	3FG-A	FT-A	REB	AVG.	A	TO	BS	ST	PTS	AVG	HI
Louis Amundson	5-0	4-7	0-0	4-8	7	1.4	1	6	2	6	12	2.4	4
Romel Beck	2-2	13-21	6-10	5-7	4	2.0	1	3	2	3	37	18.5	25
Odartey Blankson	2-2	9-24	2-7	10-11	17	8.5	2	7	1	2	30	15.0	18
Jerel Blassingame	2-1	4-11	1-4	10-12	3	1.5	14	6	0	0	19	9.5	10
J.K. Edwards	5-5	20-27	0-0	2-6	30	6.0	6	9	7	3	42	8.4	10
Andy Hannan	1-0	1-2	0-0	0-0	2	2.0	0	1	0	0	2	2.0	2
Demetrius Hunter	4-2	5-17	1-10	7-8	7	1.8	4	2	1	2	18	4.5	11
James Peters	5-3	25-42	1-1	10-20	20	4.0	6	9	1	3	61	12.2	19
Michael Umeh	2-0	0-0	0-0	0-0	0	0.0	0	1	0	0	0	0.0	0
John Winston	2-1	0-2	0-1	2-3	0	0.0	6	4	1	1	2	1.0	2

2004-05 San Diego State

Record: 7-7 (Home: 5-4, Away: 2-3, Neutral: 0-0)
 Mountain West Conference: 1-0 (Home: 1-0, Away: 0-0)

Date	NR	Opponent	SDSU Result				San Diego State High				
			W-L	Record	MWC	Scorer	Rebounder	Assists	Attendance		
Nov. 19		UC SANTA BARBARA	L-ot	72-80	L1	0-1	Slaughter-28	Slaughter-13	Heath-3	6,191	
Nov. 22		MONMOUTH	W	69-65	W1	1-1	Slaughter-18	Heath-9	Thomas-6	4,097	
Nov. 27		UC SAN DIEGO	W	86-51	W2	2-1	Manker-23	Manker-5	Heath-9	4,102	
Dec. 1		SAN DIEGO	W	83-63	W3	3-1	Heath-26	Slaughter-12	Heath-5	6,132	
Dec. 4		at UC Santa Barbara (D)	W	73-55	W4	4-1	Slaughter-24	Slaughter-7	Heath-7	1,518	
Dec. 7	16/21	at Washington	L	69-98	L1	4-2	Slaughter-21	Camara/Slaughter-7	Thomas-3	9,694	
Dec. 11		CALIFORNIA~	L	57-60	L2	4-3	Slaughter-18	Slaughter-9	Manker-3	8,978	
Dec. 14		SAINT MARY'S	L	64-73	L3	4-4	Heath-20	Slaughter-8	Sharper-2	4,056	
Dec. 18		at Loyola Marymount	L	68-72	L4	4-5	Slaughter-21	Slaughter-9	Heath-4	1,650	
Dec. 21		CAL STATE FULLERTON	W	63-60	W1	5-5	Heath-17	Slaughter-13	Heath-6	4,550	
Dec. 28	--/rv	at Iowa State	L	59-69	L1	5-6	Heath-20	Slaughter-12	Sharper-3	8,091	
Dec. 31		PROVIDENCE (D)	L	67-76	L2	5-7	Heath-26	Camara-13	Heath/Walton-3	5,132	
Jan. 3		SOUTH DAKOTA STATE	W	64-49	W1	6-7	Heath/Slaughter-15	Manker-7	Heath-7	3,398	
Jan. 8		at Brigham Young* (:00)	W	59-57	W2	7-7	1-0 Slaughter-17	three with-6	Smith-6	12,633	
Jan. 15		at UNLV*									
Jan. 22		WYOMING*									
Jan. 24		COLORADO STATE*									
Jan. 29		at Air Force* (D)									
Jan. 31		at New Mexico*									
Feb. 5		UTAH*									
Feb. 7		BRIGHAM YOUNG*									
Feb. 12		UNLV* (D)									
Feb. 19		at Colorado State*									
Feb. 21		at Wyoming*									
Feb. 26		NEW MEXICO*									
Feb. 28		AIR FORCE*									
Mar. 5		at Utah* (D)									
Mar. 10-12		at Mountain West Conference Championships (Pepsi Center; Denver, Colo.)									

Caps denote home game. * - Indicates Mountain West Conference Game. ^ - Mountain West Conference Championships at the Pepsi Center in Denver, Colo. ~ - San Diego SLAM Presented by PerfectWave Technologies (Cox Arena; San Diego, Calif.). Two-letter abbreviation indicates round, number to left of team indicates seed. Opp. NR - Indicates San Diego State's opponent national rankings in the Associated Press and ESPN/USA Today coaches polls at gametime. :00 - Time remaining in the final ten seconds when winning team scored final points to break a tie or win the game. D - Indicates day game. c - Indicates capacity.

Record/Attendance Summary

	G	W-L	Total	Average	High
Home	9	5-4	46,636	5,182	8,978 vs. California (Dec. 11)
Mountain West					
Away	5	2-3	33,586	6,717	12,633 at Brigham Young (Jan. 8)
Mountain West	1	1-0	12,633	12,633	12,633 at Brigham Young (Jan. 8)
Neutral					
Total	14	7-7	80,222	5,730	12,633 at Brigham Young (Jan. 8)
Mountain West	1	1-0	12,633	12,633	12,633 at Brigham Young (Jan. 8)

Win/Loss Margin

	1	2	3	4	5	6	7	8	9	10	11	12	13	14	15	16	17	18	19	20	21	22	23	24	25	29	35
Win		1	1	1											1			1		1							1
Loss			1	1				1	2	1																	1

2004-05 San Diego State Statistics

Record: 7-7 (Home: 5-4, Away: 2-3, Neutral: 0-0)

No.	Player	GP	GS	Min	Avg	TOTAL		3-PTS		FT-FTA		REBOUNDS				PF	FO	A	TO	Blk	Stl	Pts	Avg	
						FG-FGA	Pct	3FG-FGA	Pct	Pct	Pct	Off	Def	Tot	Avg									
42	SLAUGHTER, Marcus	14	14	488	34.9	85-183	.464	9-31	.290	78-116	.672	47	74	121	8.6	46	2	16	49	18	21	257	18.4	
01	HEATH, Brandon	14	13	459	32.8	83-204	.407	24-73	.329	47-56	.839	12	41	53	3.8	25	1	54	51	2	30	237	16.9	
33	MANKER, Chris	14	6	298	21.3	48-106	.453	13-45	.289	17-22	.773	22	27	49	3.5	24	0	21	16	8	11	126	9.0	
15	SHARPER, John	14	9	373	26.6	32-77	.416	22-54	.407	6-6	1.000	3	15	18	1.3	18	0	18	23	0	19	92	6.6	
21	THOMAS, Matt	14	3	260	18.6	22-70	.314	2-12	.167	26-38	.684	15	20	35	2.5	17	0	21	19	0	13	72	5.1	
20	DAVIS, Trimaine	14	4	165	11.8	23-43	.535	0-0	.000	8-18	.444	14	11	25	1.8	24	0	2	6	3	4	54	3.9	
50	CAMARA, Mohamed	14	11	287	20.5	17-44	.386	0-0	.000	7-16	.438	32	35	67	4.8	27	1	7	12	12	11	41	2.9	
11	SMITH, Tyler	13	5	200	15.4	8-25	.320	7-17	.412	3-8	.375	7	18	25	1.9	16	0	23	14	0	6	26	2.0	
03	WALTON, Chris	5	3	140	28.0	9-22	.409	3-12	.250	1-2	.500	9	8	17	3.4	16	0	7	14	3	2	22	4.4	
00	JOHNSON, Tommy	13	2	120	9.2	7-14	.500	0-3	.000	1-4	.250	4	9	13	1.0	9	0	8	10	2	3	15	1.2	
31	INES, Jared	5	0	9	1.8	3-3	1.000	0-0	.000	2-6	.333	0	0	0	0.0	0	0	0	0	0	0	8	1.6	
05	HANOUR, Travis	3	0	22	7.3	1-4	.250	1-3	.333	0-0	.000	0	3	3	1.0	3	0	2	3	1	2	3	1.0	
10	WEINSTEIN, Shawn	2	0	4	2.0	0-1	.000	0-1	.000	0-0	.000	0	0	0	0.0	0	0	0	1	0	0	0	0.0	
TEAM												20	26	46	3.3	0	1							
SDSU TOTALS		14					338-796	.425	81-251	.323	196-292	.671	185	287	472	33.7	225	4	179	219	49	122	953	68.1
OPPONENTS		14					338-801	.422	89-264	.337	163-227	.718	196	307	503	35.9	251	5	211	228	39	105	928	66.3

SCORE BY PERIODS:	1st	2nd	OT	2OT	Total
SAN DIEGO STATE	424	520	9		953
OPPONENTS	428	483	17		928

Mountain West Record: 1-0 (Home: 0-0, Away: 1-0)

No.	Player	GP	GS	Min	Avg	TOTAL		3-PTS		FT-FTA		REBOUNDS				PF	FO	A	TO	Blk	Stl	Pts	Avg	
						FG-FGA	Pct	3FG-FGA	Pct	Pct	Pct	Off	Def	Tot	Avg									
42	SLAUGHTER, Marcus	1	1	34	34.0	6-17	.353	1-5	.200	4-6	.667	1	5	6	6.0	3	0	2	2	0	1	17	17.0	
03	WALTON, Chris	1	0	30	30.0	6-8	.750	0-2	.000	0-0	.000	3	3	6	6.0	1	0	1	1	1	0	12	12.0	
01	HEATH, Brandon	1	1	32	32.0	5-16	.313	0-3	.000	1-3	.333	0	2	2	2.0	0	0	2	5	0	2	11	11.0	
33	MANKER, Chris	1	0	21	21.0	4-6	.667	0-2	.000	1-1	1.000	1	5	6	6.0	4	0	3	1	0	1	9	9.0	
15	SHARPER, John	1	0	18	18.0	2-4	.500	1-2	.500	0-0	.000	0	0	0	0.0	0	0	1	1	0	1	5	5.0	
20	DAVIS, Trimaine	1	1	12	12.0	2-6	.333	0-0	.000	0-0	.000	3	0	3	3.0	3	0	0	1	0	0	4	4.0	
21	THOMAS, Matt	1	0	8	8.0	0-3	.000	0-0	.000	1-2	.500	0	0	0	0.0	1	0	1	0	0	1	1	1.0	
11	SMITH, Tyler	1	1	20	20.0	0-0	.000	0-0	.000	0-0	.000	0	2	2	2.0	1	0	6	0	0	1	0	0.0	
50	CAMARA, Mohamed	1	1	15	15.0	0-1	.000	0-0	.000	0-0	.000	1	1	2	2.0	2	0	0	1	1	1	0	0.0	
00	JOHNSON, Tommy	1	0	10	10.0	0-1	.000	0-0	.000	0-0	.000	0	1	1	1.0	1	0	1	0	0	0	0	0.0	
TEAM												2	3	5	5.0	0	0							
SDSU TOTALS		1					25-62	.403	2-14	.143	7-12	.583	11	22	33	33.0	16	0	17	12	2	8	59	59.0
OPPONENTS		1					20-57	.351	3-19	.158	14-17	.824	18	29	47	47.0	13	0	8	17	1	5	57	57.0

SCORE BY PERIODS:	1st	2nd	OT	2OT	Total
SAN DIEGO STATE	19	40			59
OPPONENTS	28	29			57

2004-05 Team Game-By-Game

Opponent	Site/Date	FG-FGA	Pct	3P-3PA	Pct	FT-FTA	Pct	Off-Def	Tot	PF	AT	TO	BS	ST	1st-2nd	Pts
at SDSU	H	26-67	.388	7-26	.269	13-18	.722	18-21	39	17	12	19	2	9	26-37-9	72
UC Santa Barbara	11/19	30-60	.500	8-23	.348	12-17	.706	11-25	36	18	15	17	3	13	31-32-17	80
at SDSU	H	20-47	.426	6-15	.400	23-33	.697	15-26	41	14	11	17	3	7	28-41	69
Monmouth	11/22	21-51	.412	10-23	.435	13-16	.813	4-16	20	21	18	10	3	10	31-34	65
at SDSU	H	32-53	.604	7-17	.412	15-20	.750	11-13	24	11	23	9	5	15	35-51	86
UC San Diego	11/27	16-37	.432	9-17	.529	10-12	.833	9-12	21	16	14	27	1	6	29-22	51
at SDSU	H	30-56	.536	10-24	.417	13-18	.722	13-25	38	11	15	17	6	7	38-45	83
San Diego	12/1	26-62	.419	8-21	.381	3-5	.600	9-15	24	16	15	15	1	7	27-36	63
SDSU	A	27-45	.600	12-20	.600	7-13	.538	4-21	25	16	16	14	1	3	38-35	73
at UC Santa Barbara	12/4	18-52	.346	8-22	.364	11-15	.733	14-16	30	14	13	13	3	3	24-31	55
SDSU	A	26-62	.419	4-13	.308	13-19	.684	15-16	31	18	10	26	6	12	34-35	69
at No. 16/21 Wash.	12/7	38-75	.507	9-22	.409	13-17	.765	24-21	45	19	23	20	6	9	56-42	98
at SDSU	H	21-60	.350	4-19	.211	11-13	.846	11-19	30	15	9	14	2	12	29-28	57
California	12/11	25-54	.463	2-13	.154	8-14	.571	13-24	37	16	15	15	3	3	37-23	60
at SDSU	H	18-50	.360	3-14	.214	25-37	.676	15-12	27	24	7	15	0	12	29-35	64
Saint Mary's	12/14	22-45	.489	8-23	.348	21-26	.808	12-24	36	23	14	20	5	10	33-40	73
SDSU	A	19-54	.352	4-14	.286	26-38	.684	15-19	34	14	9	12	3	6	26-42	68
at Loyola M'mount	12/18	28-66	.424	4-13	.308	12-14	.857	19-26	45	24	18	12	2	6	24-48	72
at SDSU	H	24-58	.414	4-17	.235	11-23	.478	15-30	45	18	15	19	4	6	32-31	63
Cal State Fullerton	12/21	20-69	.290	10-29	.345	10-11	.909	19-22	41	24	10	12	1	9	26-34	60
SDSU	A	23-60	.383	9-31	.290	4-7	.571	12-19	31	19	11	17	3	8	29-30	59
at Iowa State	12/28	26-53	.491	2-7	.286	15-28	.536	11-26	37	9	16	12	4	8	32-37	69
at SDSU	H	22-63	.349	3-11	.273	20-27	.741	18-20	38	17	10	12	3	7	31-36	67
Providence	12/31	28-55	.509	5-18	.278	15-21	.714	10-26	36	19	16	15	5	9	29-47	76
at SDSU	H	25-59	.424	6-16	.375	8-14	.571	12-24	36	16	14	16	9	10	30-34	64
South Dakota State	1/3	20-65	.308	3-14	.214	6-14	.429	23-25	48	19	16	23	1	7	21-28	49
SDSU	A	25-62	.403	2-14	.143	7-12	.583	11-22	33	16	17	12	2	8	19-40	59
at Brigham Young	1/8	20-57	.351	3-19	.158	14-17	.824	18-29	47	13	8	17	1	5	28-29	57
SDSU	A															
at UNLV	1/15															

2004-05 Game-By-Game Leaders Misc. Stats

Below is a look at the efficiency leader (the formula is efficiency = (PTS + REB + AST + STL + BLK) - ((FGA - FGM) + (FTA - FTM) + TO)), the hockey +/- leader (differential in score while player is on the court) (minimum 10 minutes played), the PRA leader (points+rebounds+assists) and playing time leader for individual games.

Date	Opponent	SDSU Result	Efficiency	Hockey +/-	PRA	Playing Time
Nov. 19	UC SANTA BARBARA	L-ot 72-80	Slaughter+31	Manker+10	Slaughter42	Slaughter41:44
Nov. 22	MONMOUTH	W 69-65	Slaughter+19	Thomas+17	Heath27	Slaughter35:23
Nov. 27	UC SAN DIEGO	W 86-51	Manker+29	Heath/Slaughter .+24	Manker31	Slaughter30:14
Dec. 1	SAN DIEGO	W 83-63	Manker+28	Manker+22	Heath34	Slaughter34:46
Dec. 4	at UC Santa Barbara	W 73-55	Heath+27	Sharper+33	Slaughter32	Sharper31:03
Dec. 7	at No. 16/21 Washington	L 69-98	Slaughter+19	Johnson-5	Slaughter29	Slaughter35:36
Dec. 11	CALIFORNIA	L 57-60	Slaughter+16	Davis+3	Slaughter28	Slaughter38:41
Dec. 14	SAINT MARY'S	L 64-73	Slaughter+15	Davis+1	Slaughter23	Heath37:24
Dec. 18	at Loyola Marymount	L 68-72	Slaughter+16	Slaughter+3	Slaughter32	Slaughter37:47
Dec. 21	CAL STATE FULLERTON	W 63-60	Smith+15	Johnson+9	Slaughter28	Slaughter38:32
Dec. 28	at Iowa State	L 59-69	Slaughter+19	Smith+10	Slaughter28	Heath39:22
Dec. 31	PROVIDENCE	L 67-76	Heath+24	Slaughter+4	Heath36	Heath38:22
Jan. 3	SOUTH DAKOTA STATE	W 64-49	Heath+18	Smith+21	Heath26	Heath32:18
Jan. 8	at Brigham Young*	W 59-57	Walton+17	Manker+17	Slaughter25	Slaughter33:53

Individual Game Win Share Champion: UC Santa Barbara - Chris Manker .2743; Monmouth - Matt Thomas .4729; UC San Diego - Marcus Slaughter .1797; San Diego - Chris Manker .2500; at UC Santa Barbara - Marcus Slaughter .2912; at Washington - Matt Thomas .0790; California - Trimaime Davis .1463; Saint Mary's - Brandon Heath .1014; at Loyola Marymount - Marcus Slaughter .2106; Cal State Fullerton - Tommy Johnson .4032; at Iowa State - Chris Walton and Tyler Smith .0700. Providence - Marcus Slaughter .1654; South Dakota State - Tyler Smith .2008; at Brigham Young - Chris Manker .9833.

2004-05 Game-By-Game Biggest Leads/Time in Lead

Below is a look at the efficiency leader (the formula is efficiency = (PTS + REB + AST + STL + BLK) - ((FGA - FGM) + (FTA - FTM) + TO)), the hockey +/- leader (differential in score while player is on the court) (minimum 10 minutes played), the PRA leader (points+rebounds+assists) and playing time leader for individual games.

Date	Opponent	SDSU Result	SDSU Big Opp Big			Ties	LC	SDSU in Opp in			Tied	Paint		Off TOs		2nd Ch.		Bench	
			Lead	Lead	Lead			Lead	Lead	SD		Opp	SD	Opp	SD	Opp	SD	Opp	
Nov. 19	UC SANTA BARBARA	L-ot 72-80	3	10	6	5	3:55	36:16	4:45	28	24	20	20	16	8	19	11		
Nov. 22	MONMOUTH	W 69-65	4	18	2	3	1:02	37:07	1:51	22	16	14	15	12	4	13	26		
Nov. 27	UC SAN DIEGO	W 86-51	35	2	5	11	33:53	1:33	4:34	50	14	30	4	16	0	24	20		
Dec. 1	SAN DIEGO	W 83-63	20	6	1	5	31:12	5:59	2:49	30	24	24	18	21	12	6	14		
Dec. 4	at UC Santa Barbara	W 73-55	36	1	2	0	37:12	1:47	1:01	24	14	21	10	2	9	9	24		
Dec. 7	at No. 16/21 Washington	L 69-98	none	33	0	0	0:00	39:37	0:23	38	42	23	38	12	20	18	33		
Dec. 11	CALIFORNIA	L 57-60	3	10	3	2	3:10	34:21	2:29	22	32	9	14	11	14	10	16		
Dec. 14	SAINT MARY'S	L 64-73	2	11	7	1	2:02	34:32	3:26	24	22	21	19	16	15	14	22		
Dec. 18	at Loyola Marymount	L 68-72	7	7	7	8	23:44	11:38	4:38	26	34	16	18	11	19	15	16		
Dec. 21	CAL STATE FULLERTON	W 63-60	15	2	1	1	39:24	0:19	0:17	32	14	11	16	8	7	27	2		
Dec. 28	at Iowa State	L 59-69	3	13	2	2	0:58	35:57	3:05	24	38	16	22	9	13	22	13		
Dec. 31	PROVIDENCE	L 67-76	7	10	3	5	21:50	16:01	2:04	34	34	18	17	19	15	15	23		
Jan. 3	SOUTH DAKOTA STATE	W 64-49	17	1	0	4	37:02	2:17	0:41	36	30	22	17	13	8	20	13		
Jan. 8	at Brigham Young*	W 59-57	6	13	5	3	5:05	33:09	1:46	30	24	18	11	13	13	27	7		

2004-05 Efficiency Ratings

The National Basketball Association uses a formula to rank the most efficient players in the league. The formula is efficiency = (PTS + REB + AST + STL + BLK) - ((FGA - FGM) + (FTA - FTM) + TO). Below are San Diego State's efficiency Ratings for the 2003-04 season.

SEASON EFFICIENCY POINTS

Marcus Slaughter	.248
Brandon Heath	.195
Chris Manker	.136
Mohamed Camara	.090
John Sharper	.079
Matt Thomas	.062
Trimaïne Davis	.052
Tyler Smith	.044
Chris Walton	.023
Tommy Johnson	.021
Travis Hanour	.005
Jared Ines	.004
Shawn Weinstein	-.002

SEASON EFFICIENCY POINTS PER GAME

Marcus Slaughter	.1771
Brandon Heath	.1393
Chris Manker	.0971
Mohamed Camara	.0643
John Sharper	.0564
Chris Walton	.0460
Matt Thomas	.0443
Tyler Smith	.0383
Trimaïne Davis	.0371
Travis Hanour	.0167
Tommy Johnson	.0162
Jared Ines	.0080
Shawn Weinstein	-.0100

SEASON EFFICIENCY POINTS PER MINUTE

Marcus Slaughter	.0508
Chris Manker	.0456
Jared Ines	.0444
Brandon Heath	.0425
Trimaïne Davis	.0315
Mohamed Camara	.0314
Matt Thomas	.0238
Travis Hanour	.0227
Tyler Smith	.0220
John Sharper	.0212
Tommy Johnson	.0175
Chris Walton	.0164
Shawn Weinstein	-.0667

2004-05 Hockey +/- Ratings

Hockey +/- tracks the team score while the player is on the court (total point team scored while on the court-total points team allowed while on the court).

HOCKEY +/- POINTS

Chris Manker	+55
Tyler Smith	+40
Marcus Slaughter	+20
John Sharper	+16
Trimaïne Davis	+15
Shawn Weinstein	+10
Brandon Heath	+4
Travis Hanour	+3
Jared Ines	+2
Chris Walton	-10
Matt Thomas	-11
Mohamed Camara	-19
Tommy Johnson	-20

HOCKEY +/- POINTS PER GAME

Shawn Weinstein	+5.00
Chris Manker	+3.93
Tyler Smith	+3.08
Marcus Slaughter	+1.43
John Sharper	+1.14
Trimaïne Davis	+1.07
Travis Hanour	+1.00
Jared Ines	+0.50
Brandon Heath	+0.29
Mohamed Camara	-1.36
Matt Thomas	-0.79
Tommy Johnson	-1.54
Chris Walton	-2.00

HOCKEY +/- POINTS PER MINUTE

Shawn Weinstein	+2.500
Jared Ines	+0.222
Tyler Smith	+0.200
Chris Manker	+0.185
Travis Hanour	+0.136
Trimaïne Davis	+0.091
John Sharper	+0.043
Marcus Slaughter	+0.041
Brandon Heath	+0.009
Matt Thomas	-0.042
Mohamed Camara	-0.067
Chris Walton	-0.071
Tommy Johnson	-0.167

2004-05 Win Share Ratings

Combines efficiency rating and hockey plus/minus rating into one value. Total number for all individual players added together equals the total number of team victories.

WIN SHARES

Marcus Slaughter	+1.8660
Chris Manker	+1.5612
Brandon Heath	+0.9926
Tyler Smith	+0.9850
John Sharper	+0.7069
Matt Thomas	+0.4384
Chris Walton	+0.3848
Trimaïne Davis	+0.2424
Tommy Johnson	+0.0925
Travis Hanour	+0.0281
Shawn Weinstein	+0.0222
Jared Ines	+0.0066
Mohamed Camara	-0.3266

2004-05 Points/Rebounds/Assists

Opponent	0	1	3	5	10	11	15	20	21	31	33	42	50
	Tommy Johnson	Brandon Heath	Chris Walton	Travis Hanour	Shawn Weinstein	Tyler Smith	John Sharper	Trimaine Davis	Matt Thomas	Jared Ines	Chris Manker	Marcus Slaughter	Mohamed Camara
UC SANTA BARBARA	0/1/2	17/4/3*	0/1/1*	INJ	CD	0/0/0	8/3/2*	0/1/0	2/1/1	0/0/0	17/8/2	28/13/1*	0/5/0*
MONMOUTH	2/1/0	16/9/2*	INJ	INJ	CD	1/2/1	6/0/1*	2/3/0	8/5/6	CD	9/2/1*	18/7/0*	7/8/0*
UC SAN DIEGO	0/0/0	5/1/9*	INJ	INJ	0/0/0	3/2/4	9/1/2*	8/2/0	7/4/2	6/0/0	23/5/3*	20/4/3*	5/4/0*
SAN DIEGO	0/1/0	26/3/5*	INJ	INJ	0/0/0	0/2/2	13/1/1*	2/2/0	4/5/1	0/0/0	22/6/2*	12/12/3*	4/5/1*
at UC Santa Barbara	0/0/0	20/2/7*	INJ	0/0/1	DNT	3/0/0	15/1/1*	4/3/1	2/2/3	0/0/0	5/3/1*	24/7/1*	0/3/1*
at No. 16/21 Washington	2/1/1	18/4/1*	INJ	INJ	DNT	0/1/1	2/0/2*	0/1/0	14/3/3	2/0/0	8/1/1*	21/7/1*	2/7/0*
CALIFORNIA	0/0/0	14/3/2*	INJ	0/3/1	CD	CD	7/3/1*	4/1/0	6/2/1	CD	2/1/3*	18/9/1*	6/7/0*
SAINT MARY'S	0/0/1	20/1/1*	INJ	3/0/0	CD	0/0/1	3/2/2*	5/3/0	10/7/0*	CD	6/2/1	15/8/0*	2/1/1*
at Loyola Marymount	0/1/0	12/6/4*	INJ	CD	DNT	4/3/0	3/3/1*	10/2/0*	7/4/2*	CD	10/3/0	21/9/2*	1/1/0
CAL STATE FULLERTON	7/6/3*	17/4/6	INJ	CD	CD	8/8/4*	5/0/1	2/0/0*	4/0/0*	CD	2/4/1	15/13/0*	3/5/0
at Iowa State	2/1/0*	20/3/2*	6/4/0	CD		0/1/1*	8/3/3	0/0/0*	2/0/0	CD	6/0/2	15/12/1*	0/1/2
PROVIDENCE	2/0/0	26/7/3*	1/2/3*	CD		0/0/0*	3/0/0	7/2/1	3/1/0	CD	0/1/1	18/9/0*	7/13/2*
SOUTH DAKOTA ST.	CD	15/4/7*	3/4/2*	CD		7/4/3*	5/1/0	6/2/0	2/1/1	CD	7/7/0	15/5/1*	4/5/0*
at Brigham Young	0/1/1	11/2/2	12/6/1	CD		0/2/6*	5/0/1	4/3/0*	1/0/1	CD	9/6/3	17/6/2*	0/2/0*

*at UNLV

*WYOMING

*COLORADO ST.

*at Air Force

*at New Mexico

*UTAH

*BRIGHAM YOUNG

*UNLV

*at Colorado St.

*at Wyoming

*NEW MEXICO

*AIR FORCE

*at Utah

* – Indicates starter. CD – Did Not Play-Coach's Decision. DNT - Did Not Travel. INJ – Did Not Play-Injured. * – Indicates Mountain West Conference Game. ` - 2005 Mountain West Conference Basketball Championship.

2004-05 Superlatives

Individual

Category	San Diego State	Opponent
Points Scored	28 by Marcus Slaughter vs. UCSB (11-19-04)	30 by Matthew Knight at Loyola Marymount (12-18-04)
Field Goals	9 by Brandon Heath vs. Providence (12-31-04) 9 by Brandon Heath at Iowa State (12-28-04) 9 by Chris Manker vs. UCSD (11-27-04)	13 by Matthew Knight at Loyola Marymount (12-18-04)
Field Goals Attempted	22 by Brandon Heath vs. UCSB (11-19-04)	21 by Matthew Knight at Loyola Marymount (12-18-04)
Highest FG Percentage (min. 5 made)	80.0 (8-10) by Brandon Heath at UCSB (12-4-04)	85.7 (6-7) by DeSean White 13 vs. Providence (12-31-04)
Highest FG Percentage (min. 10 made)	NA	61.9 (13-21) by Matthew Knight at LMU (12-18-04)
3-Point Field Goals Made	4 by Brandon Heath at UCSB (12-4-04)	7 by Bobby Brown vs. Cal State Fullerton (12-21-04)
3-Point Field Goals Attempted	10 by Brandon Heath vs. UCSB (11-19-04)	11 by Bobby Brown vs. Cal State Fullerton (12-21-04)
3-Point Field Goal Percentage (min. 4 made)	66.7 (4-6) by Brandon Heath at UCSB (12-4-04)	80.0 (4-5) by Josh Davis vs. UC Santa Barbara (11-19-04)
3-Point Field Goal Percentage (min. 7 made)	NA	63.6 (7-11) by Bobby Brown vs. Cal State Fullerton (12-21-04)
Free Throws	12 by Marcus Slaughter vs. UCSB (11-19-04)	9 by Frederic Adjiwanou vs. Saint Mary's (12-14-04)
Free Throws Attempted	14 by Marcus Slaughter at Loyola Marymount (12-18-04) 14 by Marcus Slaughter vs. Saint Mary's (12-14-04) 14 by Marcus Slaughter vs. Monmouth (11-22-04) 14 by Marcus Slaughter vs. UCSB (11-19-04)	10 by Curtis Stinson at Iowa State (12-28-04) 10 by Frederic Adjiwanou vs. Saint Mary's (12-14-04)
Free Throw Percentage (min. 5 made)	1.000 (8-8) by Brandon Heath vs. Monmouth (11-22-04) 1.000 (6-6) by Brandon Heath vs. Providence (12-31-04) 1.000 (6-6) by Marcus Slaughter vs. Providence (12-31-04) 1.000 (5-5) by Marcus Slaughter at UCSB (12-4-04) 1.000 (5-5) by Chris Manker vs. UCSD (11-27-04)	100.0 (8-8) by Mike Hall at Brigham Young (1-8-05)
Free Throw Percentage (min. 10 made)	85.7 (12-14) by Marcus Slaughter vs. UCSB (11-19-04)	NA
Offensive Rebounds	8 by Marcus Slaughter vs. UCSB (11-19-04)	6 by Matthew Knight at Loyola Marymount (12-18-04) 6 by Bobby Jones at Washington (12-7-04)
Defensive Rebounds	10 by Marcus Slaughter vs. Cal State Fullerton (12-21-04)	9 by Jonatahan Sanders vs. Saint Mary's (12-14-04)
Total Rebounds	13 by Mohamed Camara vs. Providence (12-31-04) 13 by Marcus Slaughter vs. Cal State Fullerton (12-21-04) 13 by Marcus Slaughter vs. UCSB (11-19-04)	10 by Yaphett King vs. Cal State Fullerton (12-21-04) 10 by Jonatahan Sanders vs. Saint Mary's (12-14-04)
Assists	9 by Brandon Heath vs. UCSD (11-27-04)	8 by Will Conroy at Washington (12-7-04)
Blocked Shots	3 by Marcus Slaughter vs. SDSU (1-3-05) 3 by Chris Manker vs. San Diego (12-1-04) 3 by Marcus Slaughter vs. UCSD (11-27-04)	3 by Jared Homan at Iowa State (12-28-04)
Steals	5 by Brandon Heath vs. UCSD (11-27-04)	6 by Bobby Brown vs. Cal State Fullerton (12-21-04)
Minutes Played	42 by Marcus Slaughter vs. UCSB (11-19-04)	41 by Chrismen Oliver vs. UC Santa Barbara (11-19-04)
Minutes Played (Regulation)	40 by Marcus Slaughter at Loyola Marymount (12-18-04)	39 by Jared Homan at Iowa State (12-28-04)

Team

SDSU High	SDSU Low	Category	Opponent High	Opponent Low
86 vs. UCSD (11-27-04)	57 vs. California (12-11-04)	Points Scored	98 at Washington (12-7-04)	49 vs. SDSU (1-3-05)
32 vs. UCSD (11-27-04)	18 vs. Saint Mary's (12-14-04)	Field Goals	38 at Washington (12-7-04)	16 vs. UCSD (11-27-04)
67 vs. UCSB (11-19-04)	45 at UCSB (12-4-04)	Field Goals Attempted	75 at Washington (12-7-04)	37 vs. UCSD (11-27-04)
60.4 vs. UCSD (11-27-04)	34.9 vs. Providence (12-31-04)	FG Percentage	50.9 vs. Providence (12-31-04)	29.0 vs. CSUF (12-21-04)
12 at UCSB (12-4-04)	2 at Brigham Young (1-8-05)	3-Point Field Goals Made	10 vs. Monmouth/vs. CSUF	2 vs. California/at Iowa State
31 at Iowa State (12-28-04)	11 vs. Providence (12-31-04)	3-Point Field Goals Attempted	29 vs. CSUF (12-21-04)	7 at Iowa State (12-28-04)
60.0 at UCSB (12-4-04)	14.3 at Brigham Young (1-8-05)	3-Point Field Goal Percentage	52.9 vs. UCSD (11-27-04)	15.4 vs. California (12-11-04)
26 at Loyola marymount (12-18-04)	4 at Iowa State (12-28-04)	Free Throws Made	21 vs. Saint Mary's (12-14-04)	3 vs. San Diego (12-1-04)
38 at Loyola marymount (12-18-04)	7 at Iowa State (12-28-04)	Free Throws Attempted	28 at Iowa State (12-28-04)	5 vs. San Diego (12-1-04)
84.6 vs. California (12-11-04)	47.8 vs. CSUF (12-21-04)	Free Throw Percentage	90.9 vs. CSUF (12-21-04)	42.9 vs. SDSU (1-3-05)
18 vs. UCSB/vs. Providence	4 at UCSB (12-4-04)	Offensive Rebounds	24 at Washington (12-7-04)	4 vs. Monmouth (11-22-04)
30 vs. CSUF (12-21-04)	12 vs. Saint Mary's (12-14-04)	Defensive Rebounds	29 at Brigham Young (1-8-05)	12 vs. UCSD (11-27-04)
45 vs. CSUF (12-21-04)	24 vs. UCSD (11-27-04)	Total Rebounds	48 vs. SDSU (1-3-05)	20 vs. Monmouth (11-22-04)
24 vs. Saint Mary's (12-14-04)	11 vs. UCSD/San Diego	Fouls	24 at LMU/vs. CSUF	9 at Iowa State (12-28-04)
2 vs. Saint Mary's (12-14-04)	0 - several times	Fouled Out	1 - several times	0 - several times
23 vs. UCSD (11-27-04)	7 vs. Saint Mary's (12-14-04)	Assists	23 at Washington (12-7-04)	8 at Brigham Young (1-8-05)
26 at Washington (12-7-04)	9 vs. UCSD (11-27-04)	Turnovers	27 vs. UCSD (11-27-04)	10 vs. Monmouth (11-22-04)
9 vs. SDSU (1-3-05)	0 vs. Saint Mary's (12-14-04)	Blocked Shots	6 at Washington (12-7-04)	1 - five times
15 vs. UCSD (11-27-04)	6 at Loyola marymount/vs. CSUF	Steals	13 vs. UCSB (11-19-04)	3 at UCSB/vs. California
51 vs. UCSD, 2nd (11-27-04)	19 at Brigham Young, 1st (1-8-05)	Points/Half	56 at Washington (12-7-04)	21 vs. SDSU, 1st (1-3-05)
65.4 vs. UCSD, 2nd (11-27-04)	22.6 at Brigham Young, 1st (1-8-05)	FG Percentage/Half	70.8 vs. Providence (12-31-04)	27.3 at BYU, 1st (1-8-05)
4 vs. USD (12-1-04)/at LMU (12-18-04)	2 - seven times	Double-Figure Scorers	4 vs. UCSB/at Washington	1 at UCSB (12-4-04)

Season and Career Highs

► 0 • TOMMY JOHNSON

	Season	Career
Points	7 vs. CSUF, 12-21-04	18 vs. Troy St., 11-30-03
Rebounds	6 vs. CSUF, 12-21-04	7 vs. IPFW, 12-30-02
Assists	3 vs. CSUF, 12-21-04	5 at Cal Poly, 11-30-02
Steals	2 at Washington, 12-7-04	4 vs. Troy St., 11-30-03
Blocked Shots	1 - two times	2 - two times
Minutes	24 vs. CSUF, 12-21-04	33 vs. Troy St., 11-30-03

► 1 • BRANDON HEATH

	Season	Career
Points	26 - two times	30 at Texas Tech, 12-13-03
Rebounds	9 vs. Monmouth, 11-22-04	9 vs. Monmouth, 11-22-04
Assists	9 vs. UCSD, 11-27-04	9 vs. UCSD, 11-27-04
Steals	5 vs. UCSD, 11-27-04	5 vs. UCSD, 11-27-04
Blocked Shots	1 - two times	1 - two times
Minutes	41 vs. UCSB, 11-19-04	43 at Colorado St., 1-24-04

► 3 • CHRIS WALTON

	Season	Career
Points	12 at BYU, 1-8-05	17 at BYU, 2-9-04
Rebounds	6 at BYU, 1-8-05	10 - two times
Assists	3 vs. Providence, 12-31-04	6 vs. Portland, 12-31-03
Steals	1 at Iowa State, 12-28-04	3 - six times
Blocked Shots	1 - two times	4 vs. UNM, 2-28-02
Minutes	30 at BYU, 1-8-05	40 at CSU, 1-24-04

► 5 • TRAVIS HANOUR

	Season	Career
Points	3 vs. Saint Mary's, 12-14-04	11 - two times
Rebounds	3 vs. California, 12-11-04	7 vs. Utah, 1-18-03
Assists	1 - two times	3 vs. Wash. St., 2-10-01
Steals	2 vs. California, 12-11-04	2 - two times
Blocked Shots	1 vs. California, 12-11-04	2 vs. Chaminade, 11-20-00
Minutes	15 vs. California, 12-11-04	35 vs. Utah, 1-18-03

► 10 • SHAWN WEINSTEIN

	Season
Points	0
Rebounds	0
Assists	0
Steals	0
Blocked Shots	0
Minutes	3 vs. UCSD, 11-27-04

► 11 • TYLER SMITH

	Season
Points	8 vs. CSUF, 12-21-04
Rebounds	8 vs. CSUF, 12-21-04
Assists	6 at BYU, 1-8-05
Steals	2 vs. SDSU, 1-3-05
Blocked Shots	0
Minutes	38 vs. CSUF, 12-21-04

► 15 • JOHN SHARPER

	Season	Career
Points	15 at UCSB, 12-4-04	15 at UCSB, 12-4-04
Rebounds	3 - four times	5 vs. UCSD, 12-2-02
Assists	3 at Iowa State, 12-28-04	4 at Arizona, 12-22-03
Steals	3 - three times	3 - four times
Blocked Shots	0	none
Minutes	40 vs. UCSB, 11-19-04	40 vs. UCSB, 11-19-04

► 20 • TRIMAINE DAVIS

	Season	Career
Points	10 at LMU, 12-18-04	10 at LMU, 12-18-04
Rebounds	3 - four times	4 - three times
Assists	1 - two times	1 - five times
Steals	2 vs. SDSU, 1-3-05	2 vs. SDSU, 1-3-05
Blocked Shots	2 vs. SDSU, 1-3-05	2 - two times
Minutes	19 at UCSB, 12-4-04	19 - two times

► 21 • MATT THOMAS

	Season
Points	14 at Washington, 12-7-04
Rebounds	7 vs. Saint Mary's, 12-14-04
Assists	6 vs. Monmouth, 11-22-04
Steals	3 - two times
Blocked Shots	0
Minutes	32 vs. Saint Mary's, 12-14-04

► 33 • CHRIS MANKER

	Season	Career
Points	23 vs. UCSD, 11-27-04	23 vs. UCSD, 11-27-04
Rebounds	8 vs. UCSB, 11-19-04	9 vs. UCSD, 12-6-03
Assists	3 - three times	3 - three times
Steals	3 vs. UCSB, 11-19-04	3 vs. UCSB, 11-19-04
Blocked Shots	3 vs. San Diego, 12-1-04	3 vs. San Diego, 12-1-04
Minutes	35 vs. UCSB, 11-19-04	35 vs. UCSB, 11-19-04

► 42 • MARCUS SLAUGHTER

	Season	Career
Points	28 vs. UCSB, 11-19-04	28 vs. UCSB, 11-19-04
Rebounds	13 - two times	15 at UNLV, 2-17-04
Assists	3 - two times	4 at Saint Mary's, 1-6-04
Steals	4 vs. UCSB, 11-19-04	5 at UNM, 2-28-04
Blocked Shots	3 vs. UCSD, 11-27-04	3 vs. UCSD, 11-27-04
Minutes	41 vs. UCSB, 11-19-04	41 vs. UCSB, 11-19-04

► 50 • MOHAMED CAMARA

	Season
Points	7 - two times
Rebounds	13 vs. Providence, 12-31-04
Assists	2 - two times
Steals	3 at Washington, 12-7-04
Blocked Shots	3 vs. SDSU, 1-3-05
Minutes	31 - two times

2004-05 Miscellaneous Statistics

San Diego State's Record When...

Category	This Season	Fisher Era	SDSU Streak
Home	5-4	56-32	Won 1
Away	2-3	17-50	Won 1
Neutral	0-0	4-4	Lost 2
Scoring First	1-4		Won 1
Opponent Scores First	6-3		Won 1
Leading at Half	5-2	56-15	Won 1
Trailing at Half	2-5	18-71	Won 1
Tied at Half	0-0	3-0	
Leading with 5:00 Left	5-0		Won 5
Trailing with 5:00 Left	2-7		Won 1
Tied with 5:00 Left	0-0		Won 1
In Overtime	0-1	1-9	Lost 3
SDSU Outrebounds Opp.	4-2	52-32	Lost 1
SDSU is Outrebounded	3-5	25-52	Won 2
Opp. Commits More TOs	3-3	48-22	Won 2
SDSU Commits More TOs	4-3	25-57	Lost 1
SDSU More FT Attempts	4-5	50-28	Lost 1
Opp. More FT Attempts	2-2	24-58	Won 1
SDSU Shoots Better than Opp.	7-0	61-19	Won 7
Opp. Shoots Better than SDSU	0-7	14-66	Lost 10
SDSU Shoots 50% or Better	3-0	28-10	Won 5
SDSU Shoots 40-50%	4-1	40-36	Won 3
SDSU Shoots 40% or Less	0-6	9-40	Lost 7
Opp. Shoots 50% or Better	0-3	8-24	Lost 5
Opp. Shoots 40-50%	3-4	34-55	Lost 4
Opp. Shoots 40% or Less	4-0	36-6	Won 5
SDSU Bench Outscores Opp.	4-2	42-31	Won 2
Opp. Bench Outscores SDSU	3-5	33-51	Lost 5
SDSU Scores Less Than 60	1-2	3-26	Won 1
SDSU Scores Between 60-69	3-4	20-35	Won 1
SDSU Scores Between 70-79	1-1	29-16	Won 1
SDSU Scores Between 80-89	2-0	18-9	Won 2
SDSU Scores Between 90-99	0-0	7-0	Won 7
SDSU Scores 100+	0-0	0-0	Won 23
Opp. Scores Less Than 60	4-0	28-4	Won 4
Opp. Scores Between 60-69	3-2	31-14	Lost 1
Opp. Scores Between 70-79	0-3	18-35	Lost 6
Opp. Scores Between 80-89	0-1	0-20	Lost 29
Opp. Scores Between 90-99	0-1	0-11	Lost 21
Opp. Scores 100+	0-0	0-2	Lost 8
Wearing Black	2-2		Won 1
Wearing Red	3-1		Won 1
Wearing White	2-4		Won 1
On Monday	2-0		Won 2
On Tuesday	1-3		Lost 1
On Wednesday	1-0		Won 4
On Thursday	0-0		Lost 1
On Friday	0-2		Lost 2
On Saturday	3-2		Won 1
On Sunday	0-0		Lost 1
In November	2-1		Won 2
In December	3-6		Lost 2
In January	2-0		Won 2
In February	0-0		Lost 1
In March	0-0		Lost 3

STARTING LINEUPS

SF	PF	C	SG	PG	W-L
Slaughter	Walton	Camara	Sharper	Heath	0-1
Slaughter	Manker	Camara	Sharper	Heath	4-2
Sharper	Slaughter	Camara	Heath	Thomas	0-1
Sharper	Slaughter	Davis	Heath	Thomas	0-1
Smith	Slaughter	Davis	Johnson	Thomas	1-0
Smith	Slaughter	Davis	Johnson	Heath	0-1
Walton	Slaughter	Camara	Smith	Heath	1-1
Slaughter	Davis	Camara	Smith	Heath	1-0

LEADS AND DEFICITS

SDSU Biggest Halftime Lead	14 at UC Santa Barbara (12-4-04)
SDSU Biggest Halftime Lead Lost	2 at Loyola Marymount/Providence
SDSU Biggest Halftime Lead Lost in a Loss	2 at Loyola Marymount/Providence
SDSU Biggest Halftime Deficit	22 at Washington (12-7-04)
SDSU Biggest Halftime Deficit Overcome	9 at Brigham Young (1-8-05)
SDSU Biggest Halftime Deficit Overcome for Victory	9 at Brigham Young (1-8-05)
SDSU Biggest Lead	36 at UC Santa Barbara (12-4-04)
SDSU Biggest Lead Lost	7 at Loyola Marymount/Providence
SDSU Biggest Lead Lost in a Loss	7 at Loyola Marymount/Providence
SDSU Biggest Deficit	33 at Washington (12-7-04)
SDSU Biggest Deficit Overcome	18 vs. Monmouth (11-22-04)
SDSU Biggest Deficit Overcome for Victory	18 vs. Monmouth (11-22-04)

TEAM LEADER IN SCORING

	SEASON	CAREER
Marcus Slaughter	8	9
Brandon Heath	6	15
Chris Manker	1	1

MISSED GAMES DUE TO INJURY

	SEASON
Chris Walton	9
Travis Hanour	5
TOTAL	14

TEAM LEADER IN REBOUNDING

	SEASON	CAREER
Marcus Slaughter	10	20
Chris Manker	3	3
Mohamed Camara	2	2
Brandon Heath	1	1
Chris Walton	1	4

TOP SCORING PERFORMANCES

28, Marcus Slaughter vs. UCSB (11-19-04)
26, Brandon Heath vs. Providence (12-31-04)
26, Brandon Heath vs. San Diego (12-1-04)
24, Marcus Slaughter at UCSB (12-4-04)
23, Chris Manker vs. UC San Diego (11-27-04)
22, Chris Manker vs. San Diego (12-1-04)
21, Marcus Slaughter at LMU (12-18-04)
21, Marcus Slaughter at Washington (12-7-04)

TEAM LEADER IN ASSISTS

	SEASON	CAREER
Brandon Heath	8	10
John Sharper	2	2
Matt Thomas	2	2
Chris Manker	1	1
Tyler Smith	1	1
Chris Walton	1	9

TOP REBOUNDING PERFORMANCES

13, Mohamed Camara vs. Providence (12-31-04)
13, Marcus Slaughter vs. CSUF (12-21-04)
13, Marcus Slaughter vs. UCSB (11-19-04)
12, Marcus Slaughter at Iowa State (12-28-04)
12, Marcus Slaughter vs. San Diego (12-1-04)
9, Marcus Slaughter vs. Providence (12-31-04)
9, Marcus Slaughter at LMU (12-18-04)
9, Marcus Slaughter vs. California (12-11-04)
9, Brandon Heath vs. Monmouth (11-22-04)

TOP ASSISTS PERFORMANCES

9, Brandon Heath vs. UC San Diego (11-29-04)
7, Brandon Heath vs. South Dakota State (1-3-05)
7, Brandon Heath at UCSB (12-4-04)
6, Tyler Smith at Brigham Young (1-8-05)
6, Brandon Heath vs. CSUF (12-21-04)
6, Matt Thomas vs. Monmouth (11-22-04)

DOUBLE FIGURE SCORING GAMES

	SEASON	CAREER
Marcus Slaughter	14	23
Brandon Heath	13	34
Chris Manker	4	6
John Sharper	2	2
Matt Thomas	2	2
Trimaine Davis	1	1
Chris Walton	1	14

TOP 3-POINT FG PERFORMANCES

4, Brandon Heath at UCSB (12-4-04)
3, John Sharper at UCSB (12-4-04)
3, Marcus Slaughter at UCSB (12-4-04)
3, Brandon Heath vs. San Diego (12-1-04)
3, Chris Manker vs. San Diego (12-1-04)
3, John Sharper vs. San Diego (12-1-04)
3, John Sharper vs. UC San Diego (11-27-04)
3, Brandon Heath vs. UCSB (11-19-04)

20-PLUS SCORING GAMES

	SEASON	CAREER
Brandon Heath	5	14
Marcus Slaughter	5	5
Chris Manker	2	2

DOUBLE FIGURE REBOUNDING GAMES

	SEASON	CAREER
Marcus Slaughter	4	8
Mohamed Camara	1	1

DOUBLE FIGURE ASSIST GAMES

	SEASON	CAREER
none		

TOP EFFICIENCY POINT PERFORMANCES

31, Marcus Slaughter vs. UCSB (11-19-04)
29, Chris Manker vs. UC San Diego (11-27-04)
28, Chris Manker vs. San Diego (12-1-04)
27, Brandon Heath at UCSB (12-4-04)
26, Marcus Slaughter vs. UC San Diego (11-27-04)
24, Brandon Heath vs. Providence (12-31-04)

DOUBLE-DOUBLES

	SEASON	CAREER
Marcus Slaughter	4	6