


RECORDS



Todd Santos' 11,425 career passing yards ranks first all-time in San Diego State history.

'06 SEASON

COACHES

PLAYERS

REVIEW

OPPONENTS

RECORDS

HISTORY

UNIVERSITY

INSIDE

| | |
|-----------------|-----|
| Rushing | 120 |
| Passing | 125 |
| Receiving | 129 |
| Total Offense | 135 |
| All-Purpose | 137 |
| Scoring | 138 |
| Defense | 141 |
| Punt Returns | 147 |
| Kickoff Returns | 148 |
| Punting | 149 |
| Miscellaneous | 150 |
| Longest Plays | 151 |
| Attendance | 152 |

RUSHING

TEAM RECORDS

*Bold indicates career record or record set in 2005 by current Aztec. * - Indicates conference game.*

Most Attempts

Game: 71, vs. Texas-El Paso, 11/17/79
Season: 559, in 1976 (10-1)

Fewest Attempts

Game: 13, at Air Force*, 9/1/84
Season: 340, in 1957 (2-7)

Most Yards

Game: 454, vs. Mexico Poly, 9/17/66
Season: 2,476, in 1991 (8-4-1)

Fewest Yards

Game: -49, at San Jose State*, 11/6/71
Season: 637, in 1958 (3-5)

Most Touchdowns

Game: 10, New Mexico State, 11/15/69
Season: 32, in 1964 (8-2)

Fewest Touchdowns

Season: 4, in 1960 (1-6-1) and 1959 (1-6-1)

Most Yards Per Carry

Season: 5.7, in 1952 (4-5)

Most Yards Per Game

Season: 269.4, in 1952 (4-5)

Fewest Yards Per Game

Season: 72.9, in 2002 (4-9)

Team Single-Season Highs

| Attempts | Yards Per Game |
|-------------------------|----------------------------|
| 1. 559, in 1976 (10-1) | 1. 269.4, in 1952 (4-5) |
| 2. 521, in 1991 (8-4-1) | 2. 231.7, in 1962 (8-2) |
| 3. 512, in 1979 (8-3) | 3. 219.7, in 1963 (7-2) |
| 4. 504, in 1980 (4-8) | 4. 217.7, in 1953 (5-3-1) |
| 5. 503, in 1978 (4-7) | 5. 215.0, in 1964 (8-2) |
| 6. 502, in 1989 (6-5-1) | 6. 214.0, in 1961 (7-2-1) |
| 502, in 1972 (10-1) | 7. 208.3, in 1951 (10-0-1) |
| 8. 490, in 1962 (8-2) | 8. 206.3, in 1991 (8-4-1) |
| 9. 489, in 1974 (8-2-1) | 9. 202.8, in 1995 (8-4) |
| 489, in 1968 (9-0-1) | 10. 202.2, in 1965 (8-2) |

| Yards | Touchdowns |
|----------------------------|-------------------------|
| 1. 2,476, in 1991 (8-4-1) | 1. 32, in 1964 (8-2) |
| 2. 2,433, in 1995 (8-4) | 2. 31, in 1962 (8-2) |
| 3. 2,425, in 1952 (4-5) | 3. 30, in 1991 (8-4-1) |
| 4. 2,317, in 1962 (8-2) | 30, in 1989 (6-5-1) |
| 5. 2,150, in 1964 (8-2) | 30, in 1963 (7-2) |
| 6. 2,140, in 1961 (7-2-1) | 30, in 1951 (10-0-1) |
| 7. 2,083, in 1951 (10-0-1) | 7. 28, in 1990 (6-5) |
| 8. 2,060, in 1976 (10-1) | 28, in 1953 (5-3-1) |
| 9. 2,052, in 1998 (7-5) | 9. 27, in 1995 (8-4) |
| 10. 2,025, in 1974 (8-2-1) | 10. 25, in 1968 (9-0-1) |

Single-Game Highs

| Rk. | Opponent, Date (Result) | Yards |
|-----|---|-------|
| 1. | Mexico Poly, 9/17/66 (W, 45-0) | .454 |
| 2. | at UC Santa Barbara*, 10/19/62 (W, 46-8) | .453 |
| 3. | Pacific, Sept. 14, 1991 (W, 55-34) | .430 |
| 4. | San Francisco St., 9/26/64 (W, 54-0) | .423 |
| 5. | Redlands, 10/18/52 (W, 27-12) | .413 |
| 6. | at UC Santa Barbara*, 10/19/62 (W, 46-8) | .411 |
| 7. | Pepperdine*, 10/11/52 (W, 33-13) | .393 |
| 8. | Cal St. Los Angeles*, 10/27/51 (W, 64-0) | .390 |
| 9. | Pomona, 9/27/40 (W, 33-3) | .386 |
| 10. | Cal St. Los Angeles*, 10/25/52 (W, 41-26) | .375 |

INDIVIDUAL RECORDS

Most Attempts

Game: 47, Larry Ned vs. Wyoming*, 11/17/01
Season: 311, Larry Ned, 2001
Career: 766, Marshall Faulk, 1991-92-93

Most Yards

Game: 386, Marshall Faulk vs. Pacific, 9/14/91
Season: 1,842, George Jones, 1995
Career: 4,589, Marshall Faulk, 1991-92-93

Most Touchdowns

Game: 7, Marshall Faulk vs. Pacific, 9/14/91
Season: 21, Marshall Faulk, 1993 and Marshall Faulk, 1991
Career: 4,589, Marshall Faulk, 1991-92-93

Most Yards By A Quarterback

Game: 116, Joe Turpin vs. Cal Poly, 9/30/67
Season: 402, Kevin O'Connell, 2005
Career: 749, Kevin O'Connell, 2004-05

Most Yards By A Senior

Game: 285, Larry Ned vs. Eastern Illinois, 10/6/01
Season: 1,549, Larry Ned, 2001

Most Yards By A Junior

Game: 270, George Jones at Fresno St., 10/14/95
Season: 1,842, George Jones, 1995

Most Yards By A Sophomore

Game: 300, Marshall Faulk vs. (23) Hawai'i, 11/14/92
Season: 1,630, Marshall Faulk, 1992

Most Yards By A Freshman

Game: 386, Marshall Faulk vs. Pacific, 9-14-91
Season: 1,429, Marshall Faulk, 1991

Highest Average Yards Per Carry

Game: 18.6, Phil Prokop vs. Redlands, 10/18/52 (min. 10 atts.)
Season: 8.0, Nate Johns, 1965 (min. 100 atts.)
Career: 6.4, Norm Nygaard, 1952-53-54 (min. 200 atts.)

Highest Average Per Game

Season: 163.0, Marshall Faulk, 1992 (min. 8 gms.)
Career: 148.0, Marshall Faulk, 1991-92-93 (min. 15 gms.)

Most 100-Yard Games

Season: 9, George Jones, 1995
Career: 23, Marshall Faulk, 1991-92-93

Most Consecutive 100-Yard Games

Season: 8, George Jones, 1995
Career: 10, Marshall Faulk, 1991-92

Most 200-Yard Games

Season: 4, Marshall Faulk, 1992
Career: 7, Marshall Faulk, 1991-92-93

Season 100-Yd. Rushing Games

| Rk. | Player, Season | Games |
|-----|----------------------|-------|
| 1. | George Jones, 1995 | .9 |
| 2. | Marshall Faulk, 1992 | .8 |
| | Marshall Faulk, 1991 | .8 |
| 4. | Marshall Faulk, 1993 | .7 |
| | David Turner, 1977 | .7 |
| | Jim Allison, 1964 | .7 |
| 7. | Larry Ned, 2001 | .6 |
| | Tony Allen, 1979 | .6 |
| 9. | Jonas Lewis, 1997 | .5 |
| | George Jones, 1996 | .5 |
| | Wayne Pittman, 1994 | .5 |
| | Paul Hewitt, 1988 | .5 |
| | Chris Hardy, 1986 | .5 |
| | Norm Nygaard, 1952 | .5 |

Career 100-Yd. Rushing Games

| Rk. | Player, Seasons | Games |
|-----|------------------------------|-------|
| 1. | Marshall Faulk, 1991-92-93 | .23 |
| 2. | George Jones, 1995-96 | .14 |
| 3. | Larry Ned, 1998-99-00-01 | .13 |
| 4. | Jonas Lewis, 1996-97-98-99 | .12 |
| 5. | Norm Nygaard, 1952-53-54 | .11 |
| | David Turner, 1976-77 | .11 |
| 7. | Chris Hardy, 1983-84-85-86 | .9 |
| 8. | Lynell Hamilton, 2003-05 | .8 |
| | Paul Hewitt, 1987-88 | .8 |
| | Wayne Pittman, 1991-92-93-94 | .8 |
| | --- | --- |
| | Brandon Bornes, 2004-05 | .1 |
| | Kevin O'Connell, 2004-05 | .1 |

ATTEMPTS

Game

| Pl. | Player (Rk.) | Opponent, Date, (Yards) | Attempts |
|-----|----------------------------------|-------------------------|----------|
| 1. | Larry Ned vs. Wyoming* | Nov. 17, 2001 (209) | .47 |
| 2. | Paul Hewitt vs. Air Force* | Sept. 11, 1988 (259) | .45 |
| 3. | Marshall Faulk vs. (23) Hawai'i* | Nov. 14, 1992 (300) | .43 |
| 4. | Lynell Hamilton vs. Wyoming* | Oct. 25, 2003 (218) | .40 |
| | Larry Ned at Colorado St.* | Sept. 22, 2001 (177) | .40 |
| | Jonas Lewis at Fresno St.* | Nov. 15, 1997 (253) | .40 |
| | George Jones at New Mexico* | Oct. 19, 1996 (187) | .40 |
| | Derrick Harvey at Wyoming | Oct. 9, 1982 (134) | .40 |

'06 SEASON

COACHES

PLAYERS

REVIEW

OPPONENTS

RECORDS

HISTORY

UNIVERSITY

RUSHING

- 9. David Turner vs. New Mexico, Nov. 27, 1976 (146)38
- 10. Jonas Lewis vs. Fresno St.*, Nov. 7, 1998 (142)37
- Marshall Faulk vs. Pacific, Sept. 14, 1991 (386)37
- Paul Hewitt vs. (20) Brigham Young*, Nov. 5, 1988 (152)37

Season

| Pl. | Player, Season (Yards) | Attempts |
|-----|---|----------|
| 1. | Larry Ned, 2001 (1,549) | 311 |
| 2. | George Jones, 1995 (1,842) | 305 |
| 3. | Marshall Faulk, 1993 (1,530) | 300 |
| 4. | Wayne Pittman, 1994 (1,136) | 274 |
| 5. | Marshall Faulk, 1992 (1,630) | 265 |
| 6. | Paul Hewitt, 1988 (1,104) | 240 |
| | David Turner, 1977 (1,252) | 240 |
| 8. | Chris Hardy, 1986 (947) | 237 |
| 9. | Lynell Hamilton, 2003 (1,087) | 234 |
| 10. | Paul Hewitt, 1987 (1,001) | 233 |

Career

| Pl. | Player, Seasons (Yards) | Attempts |
|-----|--|----------|
| 1. | Marshall Faulk, 1991-92-93 (4,589) | 766 |
| 2. | Larry Ned, 1998-99-00-01 (3,562) | 765 |
| 3. | Jonas Lewis, 1996-97-98-99 (2,031) | 589 |
| 4. | Wayne Pittman, 1991-92-93-94 (2,389) | 551 |
| 5. | George Jones, 1995-96 (2,810) | 486 |
| 6. | Paul Hewitt, 1987-88 (2,056) | 473 |
| 7. | Chris Hardy, 1983-84-85-86 (2,341) | 447 |
| 8. | David Turner, 1976-77 (2,234) | 433 |
| 9. | Lynell Hamilton, 2003-05 (1,906) | 424 |
| 10. | Norm Nygaard, 1952-53-54 (2,619) | 407 |

YARDAGE

Game

| Pl. | Player (Rk.) Opponent, Date, (Atts.) | Yards |
|-----|--|-------|
| 1. | Marshall Faulk vs. Pacific, Sept. 14, 1991 (37) | 386 |
| 2. | Marshall Faulk vs. (23) Hawai'i*, Nov. 14, 1992 (43) | 300 |



Three-time All-America selection Marshall Faulk owns the top three single-game rushing performances in San Diego State history.

ANNUAL LEADERS

| Year | Player | Cl. | NR | CR | Att. | Yds. | Avg. | TDs |
|------|------------------|------|----|----|------|-------|------|-----|
| 1947 | Joe Riccobono | So. | | | 101 | 405 | 4.0 | 3 |
| 1948 | Murry Callan | So. | | | 95 | 528 | 5.6 | 3 |
| 1949 | Jim Simmons | Jr. | | | 87 | 523 | 6.0 | 9 |
| 1950 | Art Preston | Jr. | | | 114 | 78 | 5.4 | 11 |
| 1951 | Art Preston | Sr. | | | 118 | 588 | 4.9 | 7 |
| 1952 | Norm Nygaard | So. | | | 153 | 1,016 | 6.6 | 9 |
| 1953 | Norm Nygaard | Jr. | | | 126 | 889 | 7.1 | 12 |
| 1954 | Norm Nygaard | Sr. | | | 128 | 714 | 5.6 | 4 |
| 1955 | Jim Pyles | So. | | | 54 | 326 | 6.0 | 2 |
| 1956 | Claude Lewis | Sr. | | | 87 | 470 | 5.4 | 4 |
| 1957 | Cecil McGehee | Jr. | | | 75 | 218 | 2.9 | 1 |
| 1958 | Bob Ball | So. | | | 77 | 344 | 4.7 | 0 |
| 1959 | Dick Morris | Jr. | | | 68 | 313 | 4.6 | 1 |
| 1960 | Dick Morris | Sr. | | | 83 | 306 | 3.7 | 3 |
| 1961 | Kern Carson | So. | | | 87 | 560 | 6.0 | 5 |
| 1962 | Kern Carson | Jr. | 1 | | 114 | 796 | 6.7 | 10 |
| 1963 | Kern Carson | Sr. | | 3 | 115 | 555 | 4.8 | 11 |
| 1964 | Jim Allison | Sr. | | 1 | 174 | 1,186 | 6.8 | 16 |
| 1965 | Nate Johns | Jr. | | | 115 | 921 | 8.0 | 9 |
| 1966 | Ted Washington | So. | 2 | | 97 | 591 | 6.1 | 6 |
| 1967 | Ted Washington | Jr. | | | 147 | 608 | 3.8 | 7 |
| 1968 | Lloyd Edwards | Sr. | | | 178 | 809 | 4.5 | 7 |
| 1969 | George Brown | Jr. | | 3 | 134 | 558 | 4.2 | 5 |
| 1970 | Eddie Steward | Jr. | | 4 | 84 | 580 | 6.9 | 3 |
| 1971 | Adam Victoria | Sr. | | 6 | 147 | 483 | 3.2 | 9 |
| 1972 | Dennis Haughn | Jr. | | | 90 | 301 | 3.3 | 2 |
| 1973 | Frank Geary | Jr. | | 5 | 106 | 479 | 4.5 | 4 |
| 1974 | Bill Kramer | Sr. | | 3 | 148 | 905 | 6.1 | 2 |
| 1975 | Monty Reedy | Sr. | | 6 | 144 | 617 | 4.3 | 9 |
| 1976 | David Turner | Jr. | | | 193 | 982 | 5.1 | 7 |
| 1977 | David Turner | Sr. | | | 240 | 1,252 | 5.2 | 13 |
| 1978 | Phil DuBois | Sr. | | | 153 | 705 | 4.6 | 3 |
| 1979 | Tony Allen | Sr. | 19 | 1 | 226 | 1,094 | 4.8 | 10 |
| 1980 | Derrick Harvey | Fr. | | | 71 | 338 | 4.8 | 2 |
| 1981 | Bull Williams | So. | | | 65 | 256 | 3.9 | 2 |
| 1982 | Derrick Harvey | Sr. | | | 155 | 558 | 3.6 | 6 |
| 1983 | Mike Waters | Jr. | | | 132 | 562 | 4.3 | 0 |
| 1984 | Mike Waters | Sr. | | | 180 | 704 | 3.9 | 5 |
| 1985 | Chris Hardy | Jr. | | | 158 | 1,150 | 7.3 | 7 |
| 1986 | Chris Hardy | Sr. | | 3 | 237 | 947 | 4.0 | 12 |
| 1987 | Paul Hewitt | Jr. | | 4 | 233 | 1,001 | 4.3 | 18 |
| 1988 | Paul Hewitt | Sr. | 21 | 1 | 240 | 1,055 | 4.4 | 10 |
| 1989 | Ron Slack | Sr. | | | 220 | 914 | 4.2 | 13 |
| 1990 | T.C. Wright | Jr. | | 2 | 116 | 730 | 6.3 | 6 |
| 1991 | Marshall Faulk | Fr. | 1 | 1 | 201 | 1,429 | 7.1 | 21 |
| 1992 | Marshall Faulk | So. | 1 | 1 | 265 | 1,630 | 6.2 | 15 |
| 1993 | Marshall Faulk | Jr. | 5 | 2 | 300 | 1,530 | 5.1 | 21 |
| 1994 | Wayne Pittman | Sr. | 27 | 3 | 274 | 1,136 | 4.1 | 12 |
| 1995 | George Jones | Jr. | 3 | 1 | 305 | 1,842 | 6.0 | 23 |
| 1996 | George Jones | Sr. | | | 181 | 968 | 5.3 | 11 |
| 1997 | Jonas Lewis | So. | | 10 | 227 | 1,021 | 4.5 | 6 |
| 1998 | Jonas Lewis | Jr. | 30 | 6 | 181 | 897 | 5.0 | 7 |
| 1999 | Larry Ned | Jr. | 44 | 4 | 162 | 894 | 5.5 | 11 |
| 2000 | Larry Ned | Sr. | | | 139 | 357 | 2.6 | 6 |
| 2001 | Larry Ned | *Sr. | 4 | 2 | 311 | 1,549 | 5.0 | 15 |
| 2002 | James Truvillion | Sr. | | 14 | 120 | 392 | 3.3 | 3 |
| 2003 | Lynell Hamilton | Fr. | 18 | 2 | 234 | 1,087 | 4.6 | 4 |
| 2004 | Brandon Bornes | Fr. | | 9 | 133 | 578 | 4.3 | 6 |
| 2005 | Lynell Hamilton | So. | | 7 | 190 | 819 | 4.3 | 9 |

NR - national ranking in yards per game. CR - conference ranking in yards per game.
* - regained second senior year after fulfilling academic requirements.

06 SEASON

COACHES

PLAYERS

REVIEW

OPPONENTS

RECORDS

HISTORY

UNIVERSITY

RUSHING

'06 SEASON

COACHES

PLAYERS

REVIEW

OPPONENTS

RECORDS

HISTORY

UNIVERSITY

| | |
|---|-----|
| 3. Marshall Faulk at Brigham Young*, Sept. 10, 1992 (35) . . . | 299 |
| 4. Larry Ned vs. Eastern Illinois, Oct. 6, 2001 (30) . . . | 285 |
| 5. George Jones at UNLV*, Nov. 16, 1996 (32) . . . | 275 |
| 6. Jim Allison vs. San Francisco St., Sept. 26, 1964 (20) . . . | 271 |
| 7. George Jones vs. Fresno St.*, Oct. 14, 1995 (28) . . . | 270 |
| 8. Paul Hewitt vs. Air Force*, Sept. 11, 1988 (45) . . . | 259 |
| 9. George Jones vs. San Jose St., Oct. 21, 1995 (19) . . . | 253 |
| Jonas Lewis at Fresno St.*, Nov. 15, 1997 (40) . . . | 253 |

Game By Quarterback

| Pl. Player (Rk.) Opponent, Date, (Atts.) | Yards |
|---|-------|
| 1. Joe Turpin vs. Cal Poly SLO, Sept. 30, 1967 (11) . . . | 116 |
| 2. Matt Kofler vs. New Mexico*, Nov. 22, 1980 (21) . . . | 102 |
| 3. Kevin O'Connell at Brigham Young*, Nov. 6, 2004 (15) 101 | |

Season

| Pl. Player, Season | Yards |
|-------------------------------|-------|
| 1. George Jones, 1995 . . . | 1,842 |
| 2. Marshall Faulk, 1992 . . . | 1,630 |
| 3. Larry Ned, 2001 . . . | 1,549 |
| 4. Marshall Faulk, 1993 . . . | 1,530 |
| 5. Marshall Faulk, 1991 . . . | 1,429 |
| 6. David Turner, 1977 . . . | 1,252 |
| 7. Jim Allison, 1964 . . . | 1,186 |
| 8. Chris Hardy, 1985 . . . | 1,150 |
| 9. Wayne Pittman, 1994 . . . | 1,136 |
| 10. Tony Allen, 1979 . . . | 1,094 |

Season By Senior

| Pl. Player, Season | Yards |
|------------------------------|-------|
| 1. Larry Ned, 2001 . . . | 1,549 |
| 2. David Turner, 1977 . . . | 1,252 |
| 3. Jim Allison, 1964 . . . | 1,186 |
| 4. Wayne Pittman, 1994 . . . | 1,136 |
| 5. Tony Allen, 1979 . . . | 1,094 |

Season By Junior

| Pl. Player, Season | Yards |
|-------------------------------|-------|
| 1. George Jones, 1995 . . . | 1,842 |
| 2. Marshall Faulk, 1993 . . . | 1,530 |
| 3. Chris Hardy, 1985 . . . | 1,150 |
| 4. Paul Hewitt, 1987 . . . | 1,001 |
| 5. David Turner, 1976 . . . | .982 |

Season By Sophomore

| Pl. Player, Season | Yards |
|--------------------------------|-------|
| 1. Marshall Faulk, 1992 . . . | 1,630 |
| 3. Jonas Lewis, 1997 . . . | 1,021 |
| 2. Norm Nygaard, 1952 . . . | 1,016 |
| 4. Lynell Hamilton, 2005 . . . | 819 |
| 5. Larry Ned, 1998 . . . | 762 |

Season By Freshman

| Pl. Player, Season | Yards |
|--------------------------------|-------|
| 1. Marshall Faulk, 1991 . . . | 1,429 |
| 2. Lynell Hamilton, 2004 . . . | 1,087 |
| 3. Darrin Wagner, 1989 . . . | 787 |
| 4. Wayne Pittman, 1991 . . . | 606 |
| 5. Brandon Bornes, 2004 . . . | 578 |

Season By Quarterback

| Pl. Player, Season | Yards |
|--------------------------------|-------|
| 1. Kevin O'Connell, 2005 . . . | 402 |

| | |
|--------------------------------|-----|
| 2. Kevin O'Connell, 2004 . . . | 347 |
| 3. Bill Donckers, 1972 . . . | 233 |

Career

| Rk. Player, Seasons | Yards |
|---------------------------------------|-------|
| 1. Marshall Faulk, 1991-92-93 . . . | 4,589 |
| 2. Larry Ned, 1998-99-00-01 . . . | 3,562 |
| 3. Jonas Lewis, 1996-97-98-99 . . . | 2,843 |
| 4. George Jones, 1995-96 . . . | 2,810 |
| 5. Norm Nygaard, 1952-53-54 . . . | 2,619 |
| 6. Wayne Pittman, 1991-92-93-94 . . . | 2,389 |
| 7. Chris Hardy, 1983-84-85-86 . . . | 2,341 |
| 8. David Turner, 1976-77 . . . | 2,234 |
| 9. Paul Hewitt, 1987-88 . . . | 2,056 |
| 10. Kern Carson, 1961-62-63 . . . | 1,911 |
| --- | --- |
| Lynell Hamilton, 2003-05 . . . | 1,906 |

Career By Quarterback

| Rk. Player, Seasons | Yards |
|------------------------------------|-------|
| 1. Kevin O'Connell, 2004-05 . . . | 749 |
| 2. Brian Russell, 1998-99-00 . . . | 221 |
| 3. Matt Kofler, 1980-81 . . . | 215 |

TOUCHDOWNS

Game

| Pl. Player (Rk.) Opponent, Date | TDs |
|---|-----|
| 1. Marshall Faulk vs. Pacific, Sept. 14, 1991 . . . | 7 |
| 2. George Jones at New Mexico*, Oct. 19, 1996 . . . | 5 |
| George Jones at Fresno State*, Oct. 14, 1995 . . . | 5 |
| Marshall Faulk at Hawai'i*, Oct. 5, 1991 . . . | 5 |
| 5. Larry Ned vs. Wyoming*, Oct. 17, 2001 . . . | 4 |
| Marshall Faulk at Hawai'i*, Oct. 9, 1993 . . . | 4 |
| Marshall Faulk vs. Hawai'i*, Nov. 14, 1992 . . . | 4 |
| Paul Hewitt vs. Air Force*, Sept. 11, 1988 . . . | 4 |
| Jim Allison vs. San Francisco State, Sept. 26, 1964 . . . | 4 |
| Mario Mendez vs. San Diego, Nov. 18, 1961 . . . | 4 |
| Norm Nygaard vs. Hawai'i*, Sept. 26, 1953 . . . | 4 |
| Art Preston at Fresno State, Nov. 3, 1951 . . . | 4 |

Season

| Pl. Player, Season | TDs |
|-------------------------------|-----|
| 1. George Jones, 1995 . . . | 23 |
| 2. Marshall Faulk, 1993 . . . | 21 |
| Marshall Faulk, 1991 . . . | 21 |
| 4. Paul Hewitt, 1987 . . . | 18 |
| 5. Jim Allison, 1964 . . . | 16 |
| 6. Larry Ned, 2001 . . . | 15 |
| Marshall Faulk, 1992 . . . | 15 |
| 8. Ron Slack, 1989 . . . | 13 |
| David Turner, 1977 . . . | 13 |
| 10. Wayne Pittman, 1994 . . . | 12 |
| Chris Hardy, 1986 . . . | 12 |
| Norm Nygaard, 1953 . . . | 12 |

Season By Quarterback

| Pl. Player, Season | TDs |
|----------------------------|-----|
| 1. Matt Kofler, 1981 . . . | 7 |
| Matt Kofler, 1980 . . . | 7 |
| 3. Dennis Shaw, 1969 . . . | 6 |

Career

| Pl. Player, Seasons | TDs |
|---------------------------------------|-----|
| 1. Marshall Faulk, 1991-92-93 . . . | 57 |
| 2. George Jones, 1995-96 . . . | 34 |
| 3. Paul Hewitt, 1987-88 . . . | 28 |
| 4. Chris Hardy, 1983-84-85-86 . . . | 22 |
| 5. Larry Ned, 1998-99-00-01 . . . | 21 |
| Casey Brown, 1982-83-84-85 . . . | 21 |
| 7. David Turner, 1976-77 . . . | 19 |
| 8. Monty Reedy, 1974-75 . . . | 18 |
| 9. Wayne Pittman, 1991-92-93-94 . . . | 17 |
| Curtis Butts, 1989-90-91 . . . | 17 |

Career By Quarterback

| Pl. Player, Season | TDs |
|-----------------------------------|-----|
| 1. Matt Kofler, 1980-81 . . . | 14 |
| 2. Kevin O'Connell, 2004-05 . . . | 6 |
| Dennis Shaw, 1969 . . . | 6 |

SINGLE-GAME RUSHING

300-Yard Performances By Player (2 Total; 1 Player) -
Marshall Faulk 2.

200-Yard Performances By Player (32 Total; 16 Players) - Marshall Faulk 7, George Jones 4, Larry Ned 4, Lynell Hamilton 2, Chris Hardy 2, Paul Hewitt 2, David Turner 2, Tony Allen 1, Jim Allison 1, Ollie Brown 1, Ken Carson 1, Jonas Lewis 1, Norm Nygaard 1, Phil Prokop 1, Eddie Stewart 1, Gary Wilson 1.

Most 200-Yard Performances in a Season - 4 by
Marshall Faulk in 1992; 3 by Larry Ned in 2001; 3 by George Jones in 1995

100-Yard Performances By Player (235 Total; 67 Players) - Marshall Faulk 23, George Jones 14, Larry Ned 13, Jonas Lewis 12, Norm Nygaard 11, David Turner 11, Chris Hardy 9, Lynell Hamilton 8, Paul Hewitt 8, Wayne Pittman 8, Jim Allison 7, Tony Allen 6, Art Preston 6, Kern Carson 5, Don Shy 5, T.C. Wright 5, Lloyd Edwards 4, Michael Franklin 4, Nate Johns 4, Bill Kramer 4, Ted Washington 4, George Brown 3, Phil Prokop 3, Darrin Wagner 3, Ollie Brown 2, Phil DuBois 2, Frank Geary 2, Max Glass 2, Claude Lewis 2, Larry Maxey 2, Mario Mendez 2, Jim Pyles 2, Monty Reed 2, Ron Slack 2, Eddie Stewart 2, Glenn Zinser 2, Binky Benton 1, Don Bonatus 1, Tommy Booker 1, Brandon Bornes 1, Curtis Butts 1, Murry Callan 1, Fred Collins 1, Bob Cozens 1, Mac Dillingham 1, Craig Ellis 1, George Gilliland 1, Cory Gilmore 1, Marty Graham 1, David Hardy 1, Derrick Harvey 1, Mike Hill 1, Marcus Jennings 1, Matt Klofer 1, Marshall Malcolm 1, Kevin O'Connell 1, Del Pifer 1, Volney Quinlan 1, Joe Riccobono 1, Walt Sefton 1, Ron Smith 1, Bob Tomlinson 1, Joe Turpin 1, Adam Victoria 1, Pete Walker 1, Justin Watson 1, Gary Wilson 1.

100-Yard Performances By Quarterback (3 Total; 3 Players) - Matt Kofler 1, Kevin O'Connell 1, Joe Turpin 1.

RUSHING

100-Yard Rushing Games

| Rk. | Player | Yards | Opponent | Date |
|-----|------------------------|-------|----------------------|----------|
| 1. | Marshall Faulk | 386 | Pacific | 9-14-91 |
| 2. | Marshall Faulk | 300 | (23) Hawai'i* | 11-14-92 |
| 3. | Marshall Faulk | 299 | at Brigham Young* | 9-10-92 |
| 4. | Larry Ned | 285 | Eastern Illinois | 10-6-01 |
| 5. | George Jones | 275 | at UNLV* | 11-16-96 |
| 6. | Jim Allison | 271 | San Francisco St. | 9-26-64 |
| 7. | George Jones | 270 | at Fresno St.* | 10-14-95 |
| 8. | Paul Hewitt | 259 | Air Force* | 9-11-88 |
| 9. | Jonas Lewis | 253 | at Fresno St.* | 11-15-97 |
| | George Jones | 253 | San Jose St. | 10-21-95 |
| 11. | Marshall Faulk | 252 | Brigham Young* | 11-11-93 |
| 12. | Larry Ned | 239 | (16) Brigham Young* | 10-25-01 |
| | David Turner | 239 | Arkansas St. | 9-12-76 |
| 14. | Kern Carson | 236 | Fresno St.* | 10-27-62 |
| 15. | Chris Hardy | 235 | Colorado St.* | 9-28-85 |
| 16. | Chris Hardy | 223 | Texas-El Paso* | 11-16-85 |
| 17. | Lynell Hamilton | 220 | Samford | 9-20-03 |
| | Marshall Faulk | 220 | Southern California | 9-5-92 |
| 19. | Lynell Hamilton | 218 | Wyoming* | 10-25-03 |
| 20. | Norm Nygaard | 215 | Santa Barbara* | 11-21-53 |
| 21. | Marshall Faulk | 212 | at Hawai'i* | 10-5-91 |
| 22. | Larry Ned | 209 | Wyoming* | 11-17-01 |
| | David Turner | 209 | at Bowling Green | 9-25-76 |
| | Gary Wilson | 209 | Mexico Polytechnic | 9-17-66 |
| 25. | George Jones | 208 | New Mexico* | 11-4-95 |
| 26. | Ollie Brown | 207 | Pacific | 10-16-76 |
| 27. | Phil Prokop | 204 | Redlands | 10-18-52 |
| 28. | Larry Ned | 203 | at Utah* | 10-23-99 |
| | Paul Hewitt | 203 | Long Beach St. | 10-24-87 |
| 30. | Tony Allen | 202 | at Fresno St.* | 9-22-79 |
| 31. | Marshall Faulk | 200 | at New Mexico* | 10-3-92 |
| | Eddie Stewart | 200 | UC Santa Barbara* | 11-14-70 |
| 33. | Ron Slack | 197 | Long Beach St. | 10-14-89 |
| 34. | Darrin Wagner | 193 | at Texas-El Paso* | 10-28-89 |
| 35. | David Turner | 189 | (13) Florida St. | 11-19-77 |
| 36. | Norm Nygaard | 188 | Cal St. Los Angeles* | 10-25-52 |
| 37. | George Jones | 187 | at New Mexico* | 10-19-96 |
| 38. | Marshall Faulk | 186 | New Mexico* | 10-23-93 |
| 39. | Jim Allison | 185 | at Cal Poly SLO* | 10-3-64 |
| 40. | Wayne Pittman | 183 | Hawai'i* | 10-29-94 |
| 41. | Larry Ned | 178 | Air Force* | 9-29-01 |
| | Marcus Jennings | 178 | Colorado St. | 11-4-78 |
| 43. | Larry Ned | 177 | at Colorado St.* | 9-22-01 |
| 44. | Norm Nygaard | 176 | at Cal Poly SLO* | 10-4-52 |
| 45. | Marshall Faulk | 175 | at Hawai'i* | 10-9-93 |
| 46. | Marshall Faulk | 174 | Colorado St.* | 11-9-91 |
| 47. | George Jones | 173 | at Texas-El Paso* | 10-28-95 |
| 48. | Marshall Faulk | 170 | Cal St. Northridge | 9-4-93 |
| 49. | Bob Tomlinson | 168 | Whittier | 11-15-47 |
| 50. | Larry Ned | 167 | at Tulsa* | 10-2-98 |
| | Jonas Lewis | 167 | (25) Colorado St. | 11-22-97 |
| 52. | Jonas Lewis | 166 | at New Mexico* | 10-17-98 |
| 53. | David Turner | 165 | Utah St. | 10-1-77 |
| 54. | George Jones | 164 | at Hawai'i* | 11-18-95 |
| 55. | Lynell Hamilton | 161 | Brigham Young* | 10-1-05 |
| | Darrin Wagner | 160 | Cal St. Fullerton | 9-23-89 |
| 57. | George Jones | 160 | at Utah* | 10-7-95 |
| 58. | Phil Prokop | 158 | Pepperdine* | 10-11-52 |
| 59. | Marshall Faulk | 157 | vs. Tulsa (FB) | 12-30-91 |
| 60. | Marshall Faulk | 156 | Texas-El Paso* | 10-17-92 |
| | Curtis Butts | 156 | New Mexico* | 11-4-89 |
| | Don Shy | 156 | at Northern Arizona | 11-20-65 |
| | Jim Allison | 156 | Cal Western | 11-21-64 |

| | | | | |
|------|------------------------|-----|-------------------------|----------|
| 64. | Don Shy | 155 | Mexico Polytechnic | 9-17-66 |
| | Kern Carson | 155 | Pacific | 11-10-62 |
| 66. | Lynell Hamilton | 154 | Wyoming* | 11-19-05 |
| | Marshall Faulk | 154 | at (1) Miami (Fla.) | 11-30-91 |
| | Kern Carson | 154 | at Pepperdine | 11-4-61 |
| 69. | Wayne Pittman | 153 | at Utah* | 10-26-91 |
| | Marshall Faulk | 153 | New Mexico* | 10-12-91 |
| 71. | Paul Hewitt | 152 | (20) Brigham Young* | 11-5-88 |
| | Binky Benton | 152 | San Jose St. | 11-6-76 |
| | Mario Mendez | 152 | San Diego | 11-18-61 |
| | Norm Nygaard | 152 | Pepperdine* | 10-11-52 |
| 75. | Tony Allen | 151 | Arizona | 11-10-79 |
| | Tony Allen | 151 | at Utah | 10-27-79 |
| | Norm Nygaard | 151 | San Diego Marines | 10-16-54 |
| | Norm Nygaard | 151 | Fresno St. | 11-1-52 |
| 79. | Marshall Faulk | 150 | Wyoming* | 11-27-93 |
| 80. | George Jones | 149 | Air Force* | 11-23-96 |
| | Wayne Pittman | 149 | at Texas-El Paso* | 10-19-91 |
| | Paul Hewitt | 149 | Texas-El Paso* | 10-10-87 |
| 83. | George Jones | 147 | California | 9-2-95 |
| | Wayne Pittman | 147 | Wyoming* | 11-2-91 |
| | Ollie Brown | 147 | at Fresno St.* | 10-11-75 |
| | Don Shy | 147 | Cal Poly Pomona | 10-23-65 |
| | Norm Nygaard | 147 | Whittier | 11-27-54 |
| | Pete Walker | 147 | Occidental* | 10-9-31 |
| 89. | Larry Ned | 146 | at New Mexico* | 10-17-98 |
| | Larry Ned | 146 | (16) Arizona | 9-24-98 |
| | David Turner | 146 | New Mexico | 11-27-76 |
| 92. | Jonas Lewis | 145 | at UNLV* | 11-20-99 |
| | Larry Ned | 145 | South Florida | 9-4-99 |
| | Marty Graham | 145 | Oklahoma | 9-21-96 |
| | Chris Hardy | 145 | at UTEP* | 10-18-86 |
| | David Turner | 145 | at Fresno St. | 10-8-77 |
| | Murry Callan | 145 | New Mexico St. | 10-15-49 |
| 98. | George Brown | 144 | Fresno St. | 11-2-68 |
| | Ted Washington | 144 | Montana St. | 11-18-67 |
| | Jim Allison | 144 | San Fernando V. St.* | 11-14-64 |
| 101. | Lloyd Edwards | 143 | Long Beach St.* | 10-7-67 |
| 102. | Jonas Lewis | 142 | Fresno St.* | 11-7-98 |
| 103. | Marshall Faulk | 141 | at Utah* | 10-30-93 |
| 104. | Paul Hewitt | 140 | at New Mexico* | 11-19-88 |
| | Ted Washington | 140 | North Dakota St. | 11-5-66 |
| | Kern Carson | 140 | Cal Poly Pomona | 9-28-63 |
| 107. | Tony Allen | 138 | Texas-El Paso* | 11-17-79 |
| | Ted Washington | 138 | Fresno St.* | 10-29-66 |
| | Don Bonatus | 138 | Cal St. Los Angeles* | 10-25-52 |
| 110. | T.C. Wright | 137 | Texas-El Paso* | 11-24-90 |
| | Don Shy | 137 | Northern Arizona | 11-19-66 |
| 112. | Don Shy | 136 | Cal Poly SLO* | 10-2-65 |
| 113. | Wayne Pittman | 135 | Fresno St.* | 11-26-94 |
| | Ron Slack | 135 | at Air Force* | 9-2-89 |
| | Mike Hill | 135 | Fresno St.* | 10-7-78 |
| | Nate Johns | 135 | at San Fernando V. St.* | 11-13-65 |
| 117. | Derrick Harvey | 134 | at Wyoming* | 10-9-82 |
| 118. | George Jones | 133 | Wyoming* | 11-11-95 |
| 119. | Norm Nygaard | 132 | at Cal St. Los Angeles* | 10-23-53 |
| | Joe Riccobono | 132 | Loyola Marymount | 11-8-47 |
| 121. | Jonas Lewis | 131 | Wyoming* | 11-27-99 |
| | T.C. Wright | 131 | Long Beach St. | 9-15-90 |
| | Chris Hardy | 131 | at Utah* | 9-13-86 |
| | Bill Kramer | 131 | Tampa | 9-21-74 |
| | George Gilliland | 131 | Cal Poly Pomona | 9-27-40 |
| 126. | Chris Hardy | 130 | Texas-El Paso* | 9-15-84 |
| | David Hardy | 130 | at Long Beach St. | 11-20-76 |
| 128. | Jonas Lewis | 129 | at Hawai'i* | 10-25-97 |
| | Wayne Pittman | 129 | at New Mexico* | 10-15-94 |

| | | | | |
|------|------------------------|-----|-------------------------|----------|
| | Wayne Pittman | 129 | at Colorado St.* | 9-24-94 |
| | Marshall Faulk | 129 | Air Force* | 10-24-92 |
| | David Turner | 129 | Texas-El Paso | 10-15-77 |
| | Monty Reed | 129 | at Fresno St.* | 10-12-74 |
| | Glenn Zinser | 129 | at Redlands* | 10-22-38 |
| 135. | Jonas Lewis | 127 | UNLV* | 10-18-97 |
| | Marshall Faulk | 127 | at Wyoming* | 11-7-92 |
| | Nate Johns | 127 | at Fresno St.* | 10-30-65 |
| | Max Glass | 127 | Redlands* | 11-6-37 |
| 139. | George Jones | 126 | at Colorado St.* | 10-26-96 |
| | Bill Kramer | 126 | at Texas-El Paso | 9-28-74 |
| 141. | Volney Quinlan | 125 | San Diego Marines | 10-13-51 |
| 142. | Ron Smith | 124 | San Jose St. | 11-6-76 |
| | Del Pifer | 124 | North Texas | 11-22-69 |
| 144. | Monty Reed | 123 | Pacific* | 11-9-74 |
| | Eddie Stewart | 123 | at Northern Illinois | 9-12-70 |
| | Norm Nygaard | 123 | Hawai'i* | 9-26-53 |
| | Art Preston | 123 | at Fresno St. | 11-3-51 |
| 148. | Michael Franklin | 122 | Air Force* | 11-22-03 |
| | Bill Kramer | 122 | Iowa St. | 12-1-73 |
| 150. | Larry Ned | 121 | New Mexico* | 10-9-99 |
| | Phil DuBois | 121 | Colorado St.* | 11-4-78 |
| | Nate Johns | 121 | Cal Poly SLO* | 10-2-65 |
| 153. | Jim Allison | 120 | at Cal Poly Pomona | 9-19-64 |
| 154. | Jonas Lewis | 119 | New Mexico* | 10-11-97 |
| | Chris Hardy | 119 | Hawai'i* | 11-22-86 |
| 156. | Jonas Lewis | 118 | Hawai'i* | 10-9-98 |
| | Marshall Faulk | 118 | at (11) UCLA | 9-26-92 |
| | Marshall Faulk | 118 | Brigham Young* | 11-16-91 |
| | T.C. Wright | 118 | (2) Miami (Fla.) | 12-1-90 |
| | David Turner | 118 | Long Beach St. | 11-12-77 |
| | Marshall Malcolm | 118 | at Cal St. Los Angeles* | 10-23-53 |
| 162. | Chris Hardy | 116 | Wyoming* | 11-15-86 |
| | Joe Turpin (QB) | 116 | Cal Poly SLO* | 9-30-67 |
| | Claude Lewis | 116 | at Santa Barbara* | 11-10-56 |
| 165. | George Jones | 114 | (16) Wyoming* | 11-7-96 |
| | Marshall Faulk | 114 | at Air Force* | 9-21-91 |
| | David Turner | 114 | at Pacific | 11-5-77 |
| | Bob Cozens | 114 | Redlands | 10-19-40 |
| | Glenn Zinser | 114 | New Mexico St. | 10-23-37 |
| 170. | Lynell Hamilton | 113 | Eastern Washington | 8-30-03 |
| | Justin Watson | 113 | Idaho | 9-7-96 |
| | T.C. Wright | 113 | Long Beach St. | 9-8-91 |
| | Paul Hewitt | 113 | Utah* | 9-12-87 |
| | Frank Geary | 113 | Florida St. | 10-27-73 |
| | Jim Allison | 113 | at San Jose St. | 11-28-64 |
| 176. | Larry Ned | 112 | at Ohio St. | 10-20-01 |
| | Jonas Lewis | 112 | Texas-El Paso* | 11-21-98 |
| | Mac Dillingham | 112 | Northern Illinois | 9-20-68 |
| | Norm Nygaard | 112 | at Pepperdine* | 10-10-53 |
| 180. | Larry Ned | 111 | Hawai'i* | 10-9-98 |
| | Phil DuBois | 111 | Utah* | 12-2-78 |
| | David Turner | 111 | at San Jose St. | 11-26-77 |
| | Art Preston | 111 | Pepperdine* | 10-14-50 |
| 184. | Lynell Hamilton | 110 | at Hawai'i | 12-3-05 |
| | Art Preston | 110 | at Arizona St. | 11-4-50 |
| 186. | Larry Maxey | 109 | at Wyoming* | 10-6-90 |
| | Paul Hewitt | 109 | at Utah* | 10-29-88 |
| | Chris Hardy | 109 | at New Mexico* | 9-27-86 |
| | Jim Pyles | 109 | at Whittier | 11-26-55 |
| 190. | Lynell Hamilton | 108 | at Colorado State* | 11-12-05 |
| | David Turner | 108 | Brigham Young | 10-2-76 |
| 192. | Lynell Hamilton | 107 | at Texas-El Paso | 9-13-03 |
| | Adam Victoria | 107 | Long Beach St.* | 11-13-71 |
| | Lloyd Edwards | 107 | Fresno St. | 11-2-68 |
| | Nate Johns | 107 | at Cal St. Los Angeles | 10-16-65 |

'06 SEASON

COACHES

PLAYERS

REVIEW

OPPONENTS

RECORDS

HISTORY

UNIVERSITY

RUSHING

'06 SEASON

COACHES

PLAYERS

REVIEW

OPPONENTS

RECORDS

HISTORY

UNIVERSITY

| | | | | |
|------|----------------------|-----|----------------------|----------|
| 196. | Fred Collins | 106 | UNLV* | 10-26-02 |
| | Marshall Faulk | 106 | at Air Force* | 9-18-93 |
| | Tony Allen | 106 | at Colorado St.* | 10-20-79 |
| | Bill Kramer | 106 | New Mexico St. | 11-16-74 |
| | Art Preston | 106 | at Cal Poly SLO* | 11-18-50 |
| 201. | Michael Franklin | 105 | at Colorado St.* | 11-15-03 |
| | George Jones | 105 | Nevada | 9-28-95 |
| | Wayne Pittman | 105 | at Wyoming* | 10-22-94 |
| | Paul Hewitt | 105 | Hawai'i* | 10-15-88 |
| | Ted Washington | 105 | at Northern Illinois | 10-21-67 |
| | Lloyd Edwards | 105 | at Northern Illinois | 10-21-67 |
| | Jim Allison | 105 | at Long Beach St.* | 10-10-64 |
| | Jim Pyles | 105 | at New Mexico | 11-24-56 |
| | Max Glass | 105 | New Mexico St. | 10-23-37 |
| 210. | Darrin Wagner | 104 | Pacific | 10-21-89 |
| | Chris Hardy | 104 | Utah* | 10-19-85 |
| | Mario Mendez | 104 | San Diego Marines | 11-30-63 |
| | Claude Lewis | 104 | San Jose St.* | 10-20-56 |
| 214. | Brandon Bornes | 103 | at Air Force* | 11-13-04 |
| | Jonas Lewis | 103 | at Kansas | 9-25-99 |
| | Larry Maxey | 103 | at UCLA | 10-13-90 |
| | Tommy Booker | 103 | at Oregon | 9-8-90 |
| | Norm Nygaard | 103 | San Francisco St. | 11-8-52 |
| | Art Preston | 103 | at Redlands | 11-10-51 |
| 220. | T.C. Wright | 102 | New Mexico* | 10-12-91 |
| | Cory Gilmore | 102 | Utah* | 10-19-85 |
| | Matt Kofler (QB) | 102 | New Mexico* | 11-22-80 |
| | Craig Ellis | 102 | at Air Force* | 9-20-80 |
| | Lloyd Edwards | 102 | Texas Southern | 10-12-68 |
| 225. | Kevin O'Connell (QB) | 101 | at Brigham Young* | 11-6-04 |
| | Michael Franklin | 101 | Idaho State | 9-4-04 |
| | Tony Allen | 101 | Miami (Fla.) | 10-13-79 |
| | George Brown | 101 | Southern Mississippi | 10-10-70 |
| | George Brown | 101 | at UT-Arlington | 10-18-69 |
| | Kern Carson | 101 | at Pacific | 11-9-63 |
| | Art Preston | 101 | Fresno St.* | 10-21-50 |
| | Walt Sefton | 101 | San Diego Marines | 11-11-37 |
| 233. | Michael Franklin | 100 | Nevada | 9-25-04 |
| | Frank Geary | 100 | at Arizona | 9-14-74 |
| | Phil Prokop | 100 | San Jose St. | 9-27-52 |

FB - 1991 Freedom Bowl

Multiple 100-Yard Rushing Games

14 times, SDSU is 13-1 when multiple players rush for 100 yards or more


| Date | Opponent | Yds. | No. | TDs |
|----------|------------------------------------|------|-----|-----|
| 10-23-37 | New Mexico St. (W, 20-0) | | | |
| | Glenn Zinser | 114 | 22 | 1 |
| | Max Glass | 105 | 24 | 0 |
| 10-11-52 | Pepperdine* (W, 33-13) | | | |
| | Phil Prokop | 158 | 7 | 1 |
| | Norm Nygaard | 152 | 13 | 2 |
| 10-25-52 | Cal St. Los Angeles* (W, 41-26) | | | |
| | Norm Nygaard | 188 | 20 | 1 |
| | Don Bonatus | 138 | 14 | 1 |
| 10-23-53 | at Cal St. Los Angeles* (W, 40-13) | | | |
| | Norm Nygaard | 132 | 15 | 2 |
| | Marshall Malcolm | 118 | 9 | 2 |
| 10-2-65 | Cal Poly SLO* (W, 41-0) | | | |
| | Don Shy | 136 | 19 | 1 |
| | Nate Johns | 121 | 12 | 2 |
| 9-17-66 | Mexico Polytechnic (W, 45-0) | | | |
| | Gary Wilson | 209 | 16 | 2 |
| | Don Shy | 155 | 8 | 1 |
| 10-21-67 | at Northern Illinois (W, 47-6) | | | |

| | | | | |
|----------|------------------------------|-----|----|---|
| | Lloyd Edwards | 105 | 14 | 0 |
| | Ted Washington | 105 | 21 | 0 |
| 11-2-68 | Fresno St. (W, 42-12) | | | |
| | George Brown | 144 | 14 | 1 |
| | Lloyd Edwards | 107 | 22 | 0 |
| 11-6-76 | San Jose St. (W, 30-17) | | | |
| | Binky Benton | 152 | 29 | 2 |
| | Ron Smith | 124 | 6 | 0 |
| 11-4-78 | Colorado St.* (W, 34-31) | | | |
| | Marcus Jennings | 178 | 27 | 1 |
| | Phil DuBois | 121 | 14 | 0 |
| 10-19-85 | Utah* (L, 37-39) | | | |
| | Chris Hardy | 104 | 17 | 1 |
| | Cory Gilmore | 102 | 16 | 2 |
| 10-12-91 | New Mexico* (W, 38-24) | | | |
| | Marshall Faulk | 153 | 14 | 2 |
| | T.C. Wright | 102 | 18 | 1 |
| 10-9-98 | Hawai'i* (W, 35-13) | | | |
| | Jonas Lewis | 118 | 16 | 1 |
| | Larry Ned | 111 | 11 | 2 |
| 10-17-98 | at New Mexico* (W-ot, 36-33) | | | |
| | Jonas Lewis | 166 | 23 | 3 |
| | Larry Ned | 146 | 23 | 1 |

Consecutive 100-Yd. Rushing Games

| Date | Opponent | Yds. | No. | TDs |
|----------------------------|------------------------|------|-----|-----|
| Marshall Faulk - 10 | | | | |
| 11-9-91 | Colorado State* | 30 | 174 | 1 |
| 11-16-91 | Brigham Young* | 20 | 118 | 2 |
| 11-30-91 | at (1) Miami (Fla.) | 27 | 154 | 0 |
| 12-30-91 | vs. Tulsa (FB) | 30 | 157 | 1 |
| 9-5-92 | at Southern California | 27 | 220 | 3 |
| 9-10-92 | at Brigham Young* | 35 | 299 | 3 |
| 9-26-92 | at (21) UCLA | 23 | 118 | 1 |
| 10-3-92 | at New Mexico* | 25 | 200 | 2 |
| 10-17-92 | Texas-El Paso* | 30 | 156 | 1 |
| 10-24-92 | Air Force* | 29 | 129 | 0 |
| George Jones - 8 | | | | |
| 9-28-95 | Nevada | 25 | 105 | 1 |
| 10-7-95 | at Utah* | 39 | 160 | 1 |
| 10-14-95 | Fresno State* | 28 | 270 | 5 |
| 10-21-95 | San Jose State | 19 | 253 | 2 |
| 10-28-95 | at Texas-El Paso* | 21 | 173 | 2 |
| 11-4-95 | New Mexico* | 35 | 208 | 3 |
| 11-11-95 | Wyoming* | 27 | 133 | 1 |
| 11-18-95 | at Hawai'i* | 21 | 164 | 3 |
| Larry Ned - 4 | | | | |
| 9-24-98 | (16) Arizona | 33 | 146 | 1 |
| 10-3-98 | at Tulsa* | 32 | 167 | 0 |
| 10-9-98 | Hawai'i* | 11 | 111 | 2 |
| 10-17-98 | at New Mexico* | 23 | 146 | 1 |
| David Turner - 4 | | | | |
| 11-5-77 | at Pacific | 35 | 114 | 1 |
| 11-12-77 | Long Beach State | 26 | 118 | 3 |
| 11-19-77 | (13) Florida State | 25 | 189 | 2 |
| 11-26-77 | at (16) San Jose State | 27 | 111 | 0 |
| Jim Allison - 4 | | | | |
| 9-19-64 | at Cal Poly (Pomona) | 20 | 120 | 2 |
| 9-26-64 | San Francisco State | 20 | 271 | 4 |
| 10-3-64 | at Cal Poly (SLO)* | 22 | 185 | 3 |
| 10-10-64 | at Long Beach State* | 18 | 105 | 1 |
| Lynell Hamilton - 3 | | | | |
| 11-12-05 | at Colorado State* | 21 | 108 | 1 |
| 11-19-05 | Wyoming* | 27 | 154 | 1 |
| 12-3-05 | at Hawai'i | 26 | 110 | 1 |

| | | | | |
|-----------------------------|--------------------------|----|-----|---|
| Michael Franklin - 3 | | | | |
| 11-15-03 | at Colorado State* | 18 | 105 | 0 |
| 11-22-03 | Air Force* | 29 | 122 | 1 |
| 9-4-04 | Idaho State | 12 | 101 | 1 |
| Larry Ned - 3 | | | | |
| 9-22-01 | at Colorado State* | 40 | 177 | 2 |
| 9-29-01 | Air Force* | 24 | 178 | 2 |
| 10-6-01 | Eastern Illinois | 30 | 285 | 3 |
| Jonas Lewis - 3 | | | | |
| 10-11-97 | New Mexico* | 26 | 119 | 0 |
| 10-18-97 | UNLV* | 36 | 127 | 1 |
| 10-25-97 | at Hawai'i* | 30 | 129 | 0 |
| Wayne Pittman - 3 | | | | |
| 10-15-94 | at New Mexico* | 27 | 129 | 1 |
| 10-22-94 | at Wyoming* | 22 | 105 | 1 |
| 10-29-94 | Hawai'i* | 33 | 183 | 2 |
| Marshall Faulk - 3 | | | | |
| 10-23-93 | New Mexico* | 36 | 186 | 1 |
| 10-30-93 | at Utah* | 22 | 141 | 1 |
| 11-11-93 | Brigham Young* | 32 | 252 | 2 |
| Wayne Pittman - 3 | | | | |
| 10-19-91 | at Texas-El Paso* | 28 | 149 | 2 |
| 10-26-91 | at Utah* | 36 | 153 | 0 |
| 11-2-91 | Wyoming* | 26 | 147 | 0 |
| T.C. Wright - 3 | | | | |
| 11-24-90 | Texas-El Paso* | 14 | 137 | 2 |
| 12-1-90 | (2) Miami | 22 | 118 | 1 |
| 9-8-91 | Long Beach State | 18 | 113 | 1 |
| Tony Allen - 3 | | | | |
| 10-13-79 | Miami | 28 | 101 | 1 |
| 10-20-79 | at Colorado State* | 16 | 106 | 0 |
| 10-27-79 | at Utah* | 28 | 151 | 1 |
| David Turner - 3 | | | | |
| 10-1-77 | Utah State | 22 | 165 | 1 |
| 10-8-77 | at Fresno State | 28 | 145 | 1 |
| 10-15-77 | Texas-El Paso | 19 | 129 | 3 |
| Jim Allison - 3 | | | | |
| 11-14-64 | San Fernando Valley St.* | 22 | 144 | 2 |
| 11-21-64 | Cal Western | 24 | 156 | 3 |
| 11-28-64 | at San Jose State | 23 | 113 | 1 |
| Norm Nygaard - 3 | | | | |
| 10-25-52 | Cal State Los Angeles* | 20 | 188 | 1 |
| 11-1-52 | Fresno State | 19 | 151 | 2 |
| 11-8-52 | San Francisco State | 18 | 103 | 2 |



Lynell Hamilton enters the 2006 season having rushed for more than 100 yards in each of his last three games.

PASSING

TEAM RECORDS

*Bold indicates career record or record set in 2005 by current Aztec. * - Indicates conference game.*

Most Attempts

Game: 63, vs. North Texas State, 12/4/71
Season: 584, in 2002 (4-9)

Fewest Attempts

Game: 8, at Texas-El Paso*, 11/15/80
Season: 117, in 1972 (10-1)

Most Completions

Game: 40, vs. Stanford, 10/17/87
Season: 352, in 2002 (4-9)

Fewest Completions

Game: 3, at Pacific, 11/9/63
Season: 62, in 1961 (7-2-1)

Most Interceptions

Game: 7, at Missouri, 9/8/79
Season: 28, in 1969 (11-0)

Fewest Interceptions

Game: 0, many times; most recently: at Colorado State*, 11/12/05
Season: 3, in 1961 (7-2-1)

Most Yards

Game: 568, vs. Brigham Young*, 11/16/91
Season: 4,302, in 2002 (4-9)

Fewest Yards

Game: 42, at Brigham Young*, 10/29/98
Season: 1,017, in 1962 (8-2)

Most Touchdowns

Game: 10, vs. New Mexico State, 11/15/69
Season: 43, in 1969 (11-0)

Fewest Touchdowns

Season: 5, in 2001 (3-8) and 1976 (10-1)

Most Yards Per Completion

Season: 18.9, in 1963 (7-2)

Most Yards Per Game

Season: 374.2, in 1969 (11-0)

Fewest Yards Per Game

Season: 59.4, in 1960 (1-6-1)

Highest Completion Percentage

Game: 84.0, (21-25), vs. Pacific*, 11/11/72 (min. 25 att.)
Season: 64.2, in 1973 (9-1-1)

Highest Passing Efficiency Rating

Game: 291.82, vs. Navy, 9/5/97 (min. 25 att.)
Season: 166.9, in 1996 (8-3)

Single-Game Highs

| Rk. | Opponent, Date (Result) | Yards |
|-----|---|-------|
| 1. | Brigham Young*, 11/16/91 (T, 52-52) | 568 |
| 2. | New Mexico State, 11/15/69 (W, 70-21) | 549 |
| 3. | Stanford, 10/17/87 (L, 40-44) | 536 |
| 4. | at New Mexico*, 11/17/90 (W, 40-34) | 530 |
| 5. | Southern Mississippi, 11/9/68 (W, 68-7) | 524 |
| 6. | Arizona State, 9/14/02 (L, 28-39) | 516 |
| 7. | at Hawai'i*, 11/6/82 (W, 31-28) | 513 |
| 8. | at Utah*, 9/30/89 (W, 38-27) | 507 |
| 9. | at Hawai'i*, 12/7/02 (L, 40-41) | 507 |
| | Pacific*, 11/8/69 (W, 58-32) | 507 |

Team Single-Season Highs

| Attempts | Yards Per Game |
|--------------------------|---------------------------|
| 1. 584, in 2002 (4-9) | 1. 374.2, in 1969 (11-0) |
| 2. 509, in 1987 (4-4) | 2. 371.5, in 1990 (6-5) |
| 3. 485, in 1990 (6-5) | 3. 332.5, in 1987 (4-4) |
| 4. 465, in 1993 (6-6) | 4. 330.9, in 2002 (4-9) |
| 5. 455, in 1982 (7-5) | 5. 319.7, in 1993 (6-6) |
| 6. 449, in 1989 (6-5-1) | 6. 308.1, in 1989 (6-5-1) |
| 7. 447, in 1981 (6-5) | 7. 306.0, in 1981 (6-5) |
| 8. 444, in 2004 (4-7) | 8. 305.0, in 1973 (9-1-1) |
| 9. 442, in 2003 (6-6) | 9. 303.3, in 1996 (8-3) |
| 10. 437, in 1985 (5-6-1) | 10. 294.9, in 1994 (4-7) |

| Yards | Touchdowns |
|---------------------------|-----------------------|
| 1. 4,302, in 2002 (6-9) | 1. 43, in 1969 (11-0) |
| 2. 4,086, in 1990 (6-5) | 2. 29, in 1996 (8-3) |
| 3. 3,990, in 1987 (4-4) | 29, in 1990 (6-5) |
| 4. 3,742, in 1969 (11-0) | 4. 28, in 1993 (6-6) |
| 5. 3,836, in 1993 (6-6) | 28, in 1970 (9-2) |
| 6. 3,697, in 1989 (6-5-1) | 6. 27, in 1994 (4-7) |
| 7. 3,447, in 1985 (5-6-1) | 27, in 1964 (8-2) |
| 8. 3,366, in 1981 (6-5) | 8. 26, in 1987 (5-7) |
| 9. 3,355, in 1973 (9-1-1) | 26, in 1977 (10-1) |
| 10. 3,352, in 1995 (8-4) | 10. 25, in 1965 (8-2) |

INDIVIDUAL RECORDS

Most Attempts

Game: 60, Adam Hall vs. Arizona State, 9/14/02 and Todd Santos vs. Stanford, 10/17/87
Season: 492, Todd Santos, 1987
Career: 1,484, Todd Santos, 1984-85-86-87

Most Completions

Game: 40, Todd Santos vs. Stanford, 10/17/87
Season: 306, Todd Santos, 1987
Career: 910, Todd Santos, 1984-85-86-87

Most Yards

Game: 568, David Lowery vs. BYU*, 11/16/91
Season: 3,932, Todd Santos, 1987
Career: 11,425, Todd Santos, 1984-85-86-87

Most Yards By Senior

Game: 536, Todd Santos vs. Stanford, 10/17/87
Season: 3,932, Todd Santos, 1987

Most Yards By Junior

Game: 524, Dennis Shaw vs. So. Miss., 11/9/68
Season: 3,651, Dan McGwire, 1989

Most Yards By Sophomore

Game: 568, David Lowery vs. BYU*, 11/16/91
Season: 2,877, Todd Santos, 1985

Most Yards By Freshman

Game: 418, Todd Santos vs. Colo. St.*, 10/20/84
Season: 2,063, Todd Santos, 1984

Most Touchdowns

Game: 9, Dennis Shaw vs. New Mex. St., 11/15/69
Season: 39, Dennis Shaw, 1969
Career: 70, Todd Santos, 1984-85-86-87

Most Yards Per Attempt

Game: 18.6, Kevin McKechnie vs. Navy, 9/5/87 (min. 25 atts.)
Season: 9.4, Billy Blanton, 1996 (min. 250 atts.)
Career: 9.3, Dennis Shaw, #1968-69 (min. 400 atts.)
#Shaw's 1968 Division II season stats are included

Most Yards Per Completion

Game: 27.6, David Lowery vs. Fres. St.*, 11/21/92 (min. 25 atts.)
Season: 16.7, Don Horn, 1966 (min. 250 atts.)
Career: 16.0, Dennis Shaw, #1968-69 (min. 400 atts.)
#Shaw's 1968 Division II season stats are included

Highest Completion Percentage

Game: 84.0, Tim Guitierrez (21-25), vs. Navy, 9/3/94 (min. 25 atts.)
Season: 66.0, Billy Blanton, 1996 (min. 250 atts.)
Career: 63.9, Billy Blanton, 1993-94-95-96 (min. 400 atts.)

Highest Pass Efficiency Rating

Game: 291.8, Kevin McKechnie vs. Navy, 9/5/87 (min. 25 atts.)
Season: 169.6, Billy Blanton, 1996 (min. 250 atts.)
Career: 157.1, Billy Blanton, 1993-94-95-96 (min. 400 atts.)

Lowest Interception Percentage

Season: 68.8 att./int., Billy Blanton, 1996 (min. 250 atts.)
Career: 36.8 att./int., Billy Blanton, 1993-94-95-96 (min. 400 atts.)

Consecutive Passes without an INT

Season: 178, Dan McGwire, 9/15/90-10/13/90
Career: 178, Dan McGwire, 9/15/90-10/13/90

06 SEASON

COACHES

PLAYERS

REVIEW

OPPONENTS

RECORDS

HISTORY

UNIVERSITY

PASSING

'06 SEASON

COACHES

PLAYERS

REVIEW

OPPONENTS

RECORDS

HISTORY

UNIVERSITY

ANNUAL LEADERS

| Year | Player | Cl. | NR | CR | A | C | I | Yds. | TDs | Pct. | Eff. |
|------|--------------------|-----|----|----|-----|-----|----|-------|-----|------|--------|
| 1947 | Art Filson | So. | | | 49 | 19 | 0 | 363 | 1 | 38.8 | 107.7 |
| 1948 | John Simcox | Sr. | | | 103 | 49 | 7 | 665 | 9 | 47.6 | 117.1 |
| 1949 | Leon Parma | Jr. | | | 87 | 40 | 11 | 603 | 9 | 46.0 | 113.1 |
| 1950 | Leon Parma | Sr. | | | 103 | 49 | 11 | 732 | 7 | 47.6 | 108.3 |
| 1951 | Jesse Thompson | Sr. | | | 155 | 86 | 5 | 1,304 | 13 | 55.5 | 147.4 |
| 1952 | Paul Held | Jr. | | | 194 | 82 | 14 | 1,062 | 12 | 42.3 | 94.2 |
| 1953 | Paul Held | Sr. | | | 98 | 39 | 11 | 603 | 4 | 39.8 | 82.5 |
| 1954 | Bill Richardson | So. | | | 60 | 27 | 4 | 251 | 3 | 45.0 | 83.3 |
| 1955 | Don Magee | So. | | | 123 | 66 | 12 | 792 | 4 | 53.7 | 99.0 |
| 1956 | Robert Money-maker | Jr. | | | 65 | 25 | 6 | 433 | 3 | 38.5 | 91.2 |
| 1957 | Joe Duke | So. | | | 121 | 49 | 8 | 719 | 4 | 40.5 | 88.1 |
| 1958 | Joe Duke | Jr. | | | 150 | 62 | 12 | 787 | 7 | 41.3 | 84.8 |
| 1959 | Joe Duke | Sr. | | | 132 | 63 | 14 | 698 | 6 | 47.7 | 85.9 |
| 1960 | Russ Boehmke | So. | | | 74 | 37 | 8 | 293 | 2 | 50.0 | 70.6 |
| 1961 | Harry Korsmeier | Jr. | | | 72 | 35 | 3 | 547 | 4 | 48.6 | 122.4 |
| 1962 | Wayne Sevier | Sr. | | | 62 | 40 | 4 | 578 | 5 | 66.7 | 156.5 |
| 1963 | Rod Dowhower | Jr. | | | 120 | 58 | 6 | 1,136 | 11 | 48.3 | 148.1 |
| 1964 | Rod Dowhower | Sr. | | | 193 | 101 | 9 | 1,728 | 22 | 52.3 | 155.8 |
| 1965 | Don Horn | Jr. | | | 206 | 123 | 11 | 1,688 | 21 | 59.7 | 151.5 |
| 1966 | Don Horn | Sr. | | | 253 | 134 | 14 | 2,234 | 18 | 53.0 | 139.6 |
| 1967 | Thom Williams | Jr. | | | 103 | 59 | 3 | 945 | 7 | 57.3 | 151.0 |
| 1968 | Dennis Shaw | Jr. | | | 240 | 134 | 15 | 2,139 | 19 | 55.8 | 144.3 |
| 1969 | Dennis Shaw | Sr. | 1 | 1 | 335 | 199 | 26 | 3,185 | 39 | 59.4 | 162.2 |
| 1970 | Brian Sipe | Jr. | | | 337 | 195 | 20 | 2,618 | 23 | 57.9 | 133.8 |
| 1971 | Brian Sipe* | Sr. | | | 369 | 196 | 21 | 2,532 | 17 | 53.1 | 114.6 |
| 1972 | Jesse Freitas | Jr. | | | 171 | 97 | 14 | 1,200 | 7 | 56.6 | 12.8 |
| 1973 | Jesse Freitas* | Sr. | 1 | 1 | 347 | 227 | 17 | 2,993 | 21 | 65.4 | 148.0 |
| 1974 | Craig Penrose | Jr. | | | 235 | 132 | 9 | 1,683 | 10 | 56.3 | 122.7 |
| 1975 | Craig Penrose* | Sr. | | | 349 | 198 | 24 | 2,660 | 15 | 56.7 | 121.2 |
| 1976 | Tom Craft | Jr. | | | 109 | 75 | 1 | 809 | 2 | 68.8 | 135.4 |
| 1977 | Joe Davis | Sr. | | | 290 | 174 | 12 | 2,360 | 24 | 60.0 | 147.4 |
| 1978 | Mark Halda | So. | | | 358 | 205 | 14 | 2,262 | 14 | 57.3 | 115.4 |
| 1979 | Mark Halda | Jr. | | | 234 | 123 | 17 | 1,684 | 10 | 52.6 | 112.6 |
| 1980 | Matt Kofler | Jr. | | | 179 | 99 | 9 | 1,139 | 3 | 55.3 | 104.2 |
| 1981 | Matt Kofler | Sr. | | | 436 | 262 | 15 | 3,337 | 21 | 60.1 | 133.4 |
| 1982 | Mark McKay | Jr. | | | 250 | 142 | 9 | 1,985 | 11 | 56.8 | 130.8 |
| 1983 | Mark McKay | Sr. | | | 337 | 187 | 20 | 2,490 | 13 | 55.5 | 118.4 |
| 1984 | Todd Santos | Fr. | | 6 | 285 | 160 | 14 | 2,063 | 9 | 56.1 | 117.5 |
| 1985 | Todd Santos | So. | | 3 | 357 | 226 | 17 | 2,877 | 21 | 63.3 | 140.9 |
| 1986 | Todd Santos | Jr. | | 4 | 350 | 218 | 11 | 2,553 | 14 | 62.3 | 130.5 |
| 1987 | Todd Santos | Sr. | 7 | 1 | 492 | 306 | 15 | 3,932 | 26 | 62.2 | 140.7 |
| 1988 | Brad Platt | Sr. | | | 226 | 130 | 10 | 1,466 | 3 | 57.5 | 107.5 |
| 1989 | Dan McGwire | Jr. | | 4 | 440 | 258 | 19 | 3,651 | 16 | 58.6 | 131.7 |
| 1990 | Dan McGwire | Sr. | | 2 | 449 | 270 | 7 | 3,833 | 27 | 60.1 | 148.6 |
| 1991 | David Lowery | So. | | 3 | 311 | 176 | 12 | 2,575 | 19 | 56.6 | 138.6 |
| 1992 | David Lowery | Jr. | | 5 | 366 | 191 | 11 | 2,632 | 21 | 52.2 | 125.5 |
| 1993 | Tim Gutierrez | Jr. | 11 | 3 | 341 | 208 | 10 | 3,033 | 24 | 61.0 | 153.1 |
| 1994 | Billy Blanton | So. | | | 178 | 112 | 6 | 1,586 | 15 | 62.9 | 158.8 |
| 1995 | Billy Blanton | Jr. | 12 | 5 | 389 | 243 | 14 | 3,300 | 23 | 62.5 | 146.0 |
| 1996 | Billy Blanton | Sr. | 3 | 2 | 344 | 227 | 5 | 3,221 | 29 | 66.0 | 169.6 |
| 1997 | Kevin McKechnie | Sr. | | | 179 | 107 | 6 | 1,449 | 10 | 59.8 | 139.5 |
| 1998 | Brian Russell | So. | | 9 | 230 | 123 | 7 | 1,438 | 8 | 53.5 | 111.39 |
| 1999 | Jack Hawley | Jr. | 48 | 7 | 266 | 145 | 10 | 1,942 | 15 | 54.5 | 126.93 |
| 2000 | Lon Sheriff | Jr. | 68 | 6 | 290 | 155 | 11 | 2,163 | 6 | 53.4 | 115.34 |
| 2001 | Lon Sheriff | Sr. | | 6 | 236 | 111 | 12 | 1,295 | 3 | 47.0 | 87.15 |
| 2002 | Adam Hall | Jr. | 37 | 1 | 452 | 272 | 9 | 3,253 | 17 | 60.2 | 129.06 |
| 2003 | Adam Hall | Sr. | 91 | 8 | 206 | 105 | 9 | 1,320 | 5 | 51.0 | 103.08 |
| 2004 | Matt Dlugolecki | Jr. | 94 | 5 | 203 | 123 | 8 | 1,349 | 6 | 60.6 | 118.28 |
| 2005 | Kevin O'Connell | So. | 34 | 4 | 375 | 233 | 12 | 2,663 | 19 | 62.1 | 132.10 |

* - Player led the country in per game completions, the stat used by the NCAA to rank quarterbacks that season. NR - national ranking in passing efficiency. CR - conference ranking in passing efficiency.

Most 300-Yard Games

Season: 8, Dan McGwire, 1990
 Career: 23, Marshall Faulk, 1991-92-93

Most Consecutive 300-Yard Games

Season: 4, 4 times, last Billy Blanton, 11/2/96-11/23/96
 Career: 4, 4 times, last Billy Blanton, 11/2/96-11/23/96

ATTEMPTS

Game

| Pl. Player (Rk.) Opponent, Date | Attempts |
|---|----------|
| 1. Adam Hall vs. Arizona St., Sept. 14, 2002 | .60 |
| Todd Santos vs. Stanford, Oct. 17, 1987 | .60 |
| 3. Adam Hall at (17) Colorado, Sept. 7, 2002 | .59 |
| Tim Gutierrez vs. Air Force*, Oct. 1, 1994 | .59 |
| Dan McGwire at (4) Brigham Young*, Sept. 22, 1990 | .59 |
| 7. Jack Hawley vs. Arizona St., Aug. 31, 2000 | .57 |
| Matt Kofler vs. Air Force*, Nov. 29, 1981 | .57 |
| 9. David Lowery at (1) Miami, Nov. 30, 1991 | .53 |
| Dan McGwire vs. (2) Miami, Dec. 1, 1990 | .53 |
| Brian Sipe vs. North Texas State, Dec. 4, 1971 | .53 |

Season

| Pl. Player, Season | Attempts |
|------------------------|----------|
| 1. Todd Santos, 1987 | .492 |
| 2. Adam Hall, 2002 | .452 |
| 3. Dan McGwire, 1990 | .449 |
| 4. Dan McGwire, 1989 | .440 |
| 5. Matt Kofler, 1981 | .436 |
| 6. Billy Blanton, 1995 | .389 |
| 7. Brian Sipe, 1971 | .369 |
| 8. David Lowery, 1992 | .366 |
| 9. Mark Halda, 1978 | .358 |
| 10. Todd Santos, 1985 | .357 |

Career

| Pl. Player, Seasons | Attempts |
|---------------------------------|----------|
| 1. Todd Santos, 1984-85-86-87 | 1,484 |
| 2. Billy Blanton, 1993-94-95-96 | 920 |
| 3. Dan McGwire, 1989-90 | 889 |
| 4. David Lowery, 1989-91-92-93 | 860 |
| 5. Brian Sipe, 1969-70-71 | 788 |
| 6. Mark Halda, 1977-78-79-80 | 757 |
| 7. Adam Hall, 2001-02-03 | 752 |
| 8. Lon Sheriff, 1999-00-01-02 | 653 |
| 9. Matt Kofler, 1980-81 | 615 |
| 10. Kevin O'Connell, 2004-05 | 611 |

COMPLETIONS

Game

| Pl. Player (Rk.) Opponent, Date | Completions |
|---|-------------|
| 1. Todd Santos vs. Stanford, Oct. 17, 1987 | .40 |
| 2. Adam Hall at (17) Colorado, Sept. 7, 2002 | .39 |
| 3. Tim Gutierrez vs. Air Force*, Oct. 1, 1994 | .35 |
| Todd Santos vs. Utah*, Sept. 12, 1987 | .35 |
| Matt Kofler vs. Air Force*, Nov. 29, 1981 | .35 |
| 6. Todd Santos vs. New Mexico*, Nov. 23, 1985 | .34 |

PASSING

| | |
|---|----|
| 7. Kevin O'Connell at Hawai'i, Dec. 3, 2005 | 33 |
| Billy Blanton vs. (16) Wyoming*, Nov. 7, 1996 | 33 |
| Dan McGwire at New Mexico*, Nov. 17, 1990 | 33 |
| Matt Kofler vs. Air Force*, Nov. 29, 1981 | 33 |
| Jesse Freitas at Fresno St.*, Nov. 17, 1973 | 33 |

Season

| Pl. Player, Season | Completions |
|--------------------------|-------------|
| 1. Todd Santos, 1987 | 306 |
| 2. Adam Hall, 2002 | 272 |
| 3. Dan McGwire, 1990 | 270 |
| 4. Matt Kofler, 1981 | 262 |
| 5. Dan McGwire, 1989 | 258 |
| 6. Billy Blanton, 1995 | 243 |
| 7. Kevin O'Connell, 2005 | 233 |
| 8. Billy Blanton, 1996 | 227 |
| Jesse Freitas, 1973 | 227 |
| 10. Todd Santos, 1985 | 226 |

Career

| Pl. Player, Seasons | Attempts |
|---------------------------------|----------|
| 1. Todd Santos, 1984-85-86-87 | 910 |
| 2. Billy Blanton, 1993-94-95-96 | 588 |
| 3. Dan McGwire, 1989-90 | 528 |
| 4. Brian Sipe, 1969-70-71 | 436 |
| 5. David Lowery, 1989-91-92-93 | 426 |
| 6. Adam Hall, 2001-02-03 | 423 |
| 7. Mark Halda, 1977-78-79-80 | 406 |
| 8. Matt Kofler, 1980-81 | 361 |
| 9. Tim Gutierrez, 1992-93-94 | 357 |
| 10. Lon Sheriff, 1999-00-01-02 | 356 |

PASSING EFFICIENCY

Game

(min. 15 att.)

| Pl. Player (Rk.) Opponent, Date | Rating |
|---|--------|
| 1. Kevin McKechnie vs. Navy, Sept. 5, 1997 | 291.8 |
| 2. Craig Penrose vs. Cal State Fullerton*, Oct. 4, 1975 | 263.3 |
| 3. Jack Hawley at Kansas, Sept. 25, 1999 | 240.1 |
| 4. Joe Davis vs. Texas-El Paso, Oct. 15, 1977 | 229.0 |
| 5. Billy Blanton vs. New Mexico*, Nov. 4, 1995 | 226.9 |
| 6. David Lowery vs. Brigham Young*, Nov. 16, 1991 | 226.2 |
| 7. Brian Sipe vs. UC Santa Barbara*, Nov. 14, 1970 | 221.17 |
| 8. Dennis Shaw vs. UC Santa Barbara*, Oct. 25, 1969 | 221.16 |
| 9. Tim Gutierrez vs. Navy, Sept. 3, 1994 | 220.1 |
| 10. Dennis Shaw vs. Pacific*, Nov. 8, 1969 | 218.4 |

Season

| Pl. Player, Season | Rating |
|------------------------|--------|
| 1. Billy Blanton, 1996 | 169.6 |
| 2. Dennis Shaw, 1969 | 162.2 |
| 3. Billy Blanton, 1994 | 158.8 |
| 4. Rod Dowhower, 1964 | 155.8 |
| 5. Tim Gutierrez, 1993 | 153.1 |
| 6. Don Horn, 1965 | 151.5 |
| 7. Dan McGwire, 1990 | 148.6 |
| 8. Rod Dowhower, 1963 | 148.1 |
| 9. Jesse Freitas, 1973 | 148.0 |
| 10. Joe Davis, 1977 | 147.4 |
| Jesse Thompson, 1951 | 147.4 |

Career

| Pl. Player, Seasons | Rating |
|---------------------------------|--------|
| 1. Billy Blanton, 1993-94-95-96 | 157.1 |
| 2. Dennis Shaw, 1968-69 | 154.7 |
| 3. Rod Dowhower, 1963-64 | 152.9 |
| 4. Don Horn, 1965-66 | 144.9 |
| 5. Tim Gutierrez, 1992-93-94 | 144.1 |
| 6. Dan McGwire, 1989-90 | 140.2 |
| 7. Joe Davis, 1976-77 | 139.9 |
| 8. Jesse Freitas, 1972-73 | 136.4 |
| 9. Todd Santos, 1984-85-86-87 | 133.9 |
| 10. David Lowery, 1989-91-92-93 | 127.4 |

YARDAGE

Game

| Pl. Player (Rk.) Opponent, Date | Yards |
|--|-------|
| 1. David Lowery vs. Brigham Young*, Nov. 16, 1991 | 568 |
| 2. Todd Santos vs. Stanford, Oct. 17, 1987 (40-60) | 536 |
| 3. Dan McGwire at New Mexico*, Nov. 17, 1990 | 530 |
| 4. Dennis Shaw vs. So. Mississippi, Nov. 9, 1968 | 524 |
| 5. Adam Hall vs. Arizona St., Sept. 14, 2002 | 516 |
| 6. Mark McKay at Hawai'i*, Nov. 6, 1982 | 513 |
| 7. Dan McGwire at Utah*, Sept. 30, 1989 | 510 |
| 8. Adam Hall at Idaho, Sept. 21, 2002 | 506 |
| 9. Dennis Shaw vs. Pacific*, Nov. 8, 1969 | 463 |
| 10. Todd Santos vs. Utah*, Sept. 12, 1987 | 462 |

Season

| Pl. Player, Season | Yards |
|-------------------------|-------|
| 1. Todd Santos, 1987 | 3,932 |
| 2. Dan McGwire, 1990 | 3,883 |
| 3. Dan McGwire, 1989 | 3,651 |
| 4. Matt Kofler, 1981 | 3,337 |
| 5. Billy Blanton, 1995 | 3,300 |
| 6. Adam Hall, 2002 | 3,253 |
| 7. Billy Blanton, 1996 | 3,221 |
| 8. Dennis Shaw, 1969 | 3,185 |
| 9. Tim Gutierrez, 1993 | 3,033 |
| 10. Jesse Freitas, 1973 | 2,993 |

Career

| Pl. Player, Seasons | Yards |
|---------------------------------|--------|
| 1. Todd Santos, 1984-85-86-87 | 11,425 |
| 2. Billy Blanton, 1993-94-95-96 | 8,165 |
| 3. Dan McGwire, 1989-90 | 7,484 |
| 4. David Lowery, 1989-91-92-93 | 5,998 |
| 5. Brian Sipe, 1969-70-71 | 5,707 |
| 6. Dennis Shaw, 1968-69 | 5,324 |
| 7. Adam Hall, 2001-02-03 | 5,173 |
| 8. Mark Halda, 1977-78-79-80 | 4,812 |
| 9. Tim Gutierrez, 1992-93-94 | 4,740 |
| 10. Lon Sheriff, 1999-00-01-02 | 4,533 |

TOUCHDOWNS

Game

| Pl. Player (Rk.) Opponent, Date | TDs |
|--|-----|
| 1. Dennis Shaw vs. New Mexico State, Nov. 15, 1969 | 9 |
| 2. Dennis Shaw vs. Pacific, Nov. 8, 1969 | 7 |
| Dennis Shaw vs. Southern Mississippi, Nov. 9, 1968 | 7 |
| 4. Rod Dowhower vs. Fresno State, Oct. 31, 1964 | 6 |

| | |
|---|---|
| 5. Adam Hall at Idaho, Nov. 21, 2002 | 5 |
| David Lowery vs. Brigham Young, Nov. 16, 1991 | 5 |
| Dan McGwire at Wyoming, Oct. 6, 1990 | 5 |
| Todd Santos vs. Stanford, Oct. 17, 1987 | 5 |
| Todd Santos vs. Stanford, Oct. 5, 1985 | 5 |
| Matt Kofler vs. Texas-El Paso, Nov. 21, 1981 | 5 |
| Don Horn at Weber State, Sept. 24, 1966 | 5 |

Season

| Pl. Player, Season | TDs |
|---------------------------|-----|
| 1. Dennis Shaw, 1969 | 39 |
| 2. Billy Blanton, 1996 | 29 |
| 3. Dan McGwire, 1990 | 27 |
| 4. Todd Santos, 1987 | 26 |
| 5. Tim Gutierrez, 1993 | 24 |
| Joe Davis, 1977 | 24 |
| 7. Billy Blanton, 1995 | 23 |
| Brian Sipe, 1970 | 23 |
| 9. Rod Dowhower, 1964 | 22 |
| 10. Five others tied with | 21 |

Career

| Pl. Player, Season | TDs |
|---------------------------------|-----|
| 1. Todd Santos, 1984-85-86-87 | 70 |
| 2. Billy Blanton, 1993-94-95-96 | 67 |
| 3. Dennis Shaw, 1968-69 | 58 |
| 4. David Lowery, 1991-92-93 | 44 |
| Brian Sipe, 1969-70-71 | 44 |
| 6. Dan McGwire, 1989-90 | 43 |
| 7. Don Horn, 1965-66 | 39 |
| 8. Tim Gutierrez, 1992-93-94 | 36 |
| Mark Halda, 1977-78-79-80 | 36 |
| 10. Rod Dowhower, 1963-64 | 33 |

STARTS & WINNING PCT.

Career Starts By QB

| Pl. Player | Games |
|---------------------------------|-------|
| 1. Todd Santos, 1984-85-86-87 | 45 |
| 2. Billy Blanton, 1993-94-95-96 | 28 |
| 3. David Lowery, 1991-92-93 | 24 |
| 4. Dan McGwire, 1989-90 | 23 |
| 5. Brian Sipe, 1969-70-71 | 22 |
| 6. Lon Sheriff, 1999-00-01-02 | 21 |
| Dennis Shaw, #1968-69 | 21 |
| 8. Matt Kofler, 1980-81 | 20 |
| Mark Halda, 1977-78-79-80 | 20 |
| Craig Penrose, 1974-75 | 20 |

Kevin O'Connell, 2004-05 18
 #Shaw's 1968 Division II season stats are included

Career Victories By QB

| Pl. Player, Seasons | Wins |
|---------------------------------|------|
| 1. Todd Santos, 1984-85-86-87 | 22 |
| 2. Dennis Shaw, #1968-69 | 20 |
| 3. Billy Blanton, 1993-94-95-96 | 18 |
| 4. Brian Sipe, 1969-70-71 | 15 |
| 5. Craig Penrose, 1974-75 | 14 |
| 6. David Lowery, 1991-92-93 | 13 |
| Joe Davis, 1976-77 | 13 |
| 8. Dan McGwire, 1989-90 | 12 |
| 9. Matt Kofler, 1980-81 | 11 |

06 SEASON

COACHES

PLAYERS

REVIEW

OPPONENTS

RECORDS

HISTORY

UNIVERSITY

PASSING

UNIVERSITY HISTORY RECORDS OPPONENTS REVIEW PLAYERS COACHES '06 SEASON

Jesse Freitas, 1972-73 11

Kevin O'Connell, 2004-05 7
 #Shaw's 1968 Division II season stats are included

Career Winning Percentage By QB

(min. 15 career starts)

| Pl. Player, Seasons | W-L-T | Pct. |
|---------------------------------|--------|------|
| 1. Dennis Shaw, *1968-69 | 20-0-1 | .976 |
| 2. Craig Penrose, 1974-75 | 14-5-1 | .725 |
| 3. Brian Sipe, 1969-70-71 | 15-7 | .682 |
| 4. Billy Blanton, 1993-94-95-96 | 18-10 | .643 |
| 5. David Lowery, 1991-92-93 | 13-9-2 | .583 |

SINGLE-GAME PASSING

500-Yard Performances By Player (8 Total; 6 Players)
 - Adam Hall 2, Dan McGwire 2, David Lowery 1, Mark McKay 1, Todd Santos 1, Dennis Shaw 1.

400-Yard Performances By Player (29 Total; 13 Players) - Dan McGwire 5, Todd Santos 5, Tim Gutierrez 3, Dennis Shaw 3, Billy Blanton 2, Jesse Freitas 2, Adam Hall 2, Matt Kofler 2, David Lowery 1, Mark McKay 1, Kevin O'Connell 1, Lon Sheriff 1, Brian Sipe 1.

Most 400-Yard Performances in a Season - 3 by Dan McGwire in 1990.

300-Yard Performances By Player (103 Total; 21 Players) - Todd Santos 17, Dan McGwire 13, Billy Blanton 12, Tim Gutierrez 7, Brian Sipe 7, Adam Hall 6, David Lowery 6, Jesse Freitas 5, Matt Kofler 5, Mark McKay 5, Dennis Shaw 5, Lon Sheriff 4, Joe Davis 2, Don Horn 2, Red Dowhower 1, Mark Halda 1, Jack Hawley 1, Rick Hansen 1, Kevin McKechnie 1, Kevin O'Connell 1, Craig Penrose 1.

300-Yard Passing Games

| Rk. Player | Yards | Opponent | Date |
|-------------------|-------|------------------|----------|
| 1. David Lowery | 568 | Brigham Young* | 11-16-91 |
| 2. Todd Santos | 536 | Stanford | 10-17-87 |
| 3. Dan McGwire | 530 | at New Mexico* | 11-17-90 |
| 4. Dennis Shaw | 524 | So. Mississippi | 11-9-68 |
| 5. Adam Hall | 516 | Arizona St. | 9-14-02 |
| 6. Mark McKay | 513 | at Hawai'i* | 11-6-82 |
| 7. Dan McGwire | 510 | at Utah* | 9-30-89 |
| 8. Adam Hall | 506 | at Idaho | 9-21-02 |
| 9. Dennis Shaw | 463 | Pacific* | 11-8-69 |
| 10. Todd Santos | 462 | Utah* | 9-12-87 |
| 11. Matt Kofler | 460 | Texas-El Paso* | 11-21-81 |
| 12. Jesse Freitas | 450 | at Fresno St.* | 11-17-73 |
| 13. Tim Gutierrez | 449 | at Fresno St.* | 11-20-93 |
| 14. Billy Blanton | 447 | Fresno St.* | 11-26-94 |
| 15. Matt Kofler | 444 | (12) Iowa St. | 10-10-81 |
| 16. Dennis Shaw | 441 | New Mexico St. | 11-15-69 |
| 17. Brian Sipe | 439 | Utah St. | 10-22-71 |
| 18. Billy Blanton | 438 | at California | 9-14-96 |
| 19. Todd Santos | 434 | Long Beach St. | 10-24-87 |
| 20. Dan McGwire | 429 | Hawai'i* | 11-10-90 |
| 21. Jesse Freitas | 427 | at San Jose St.* | 11-3-73 |
| 22. Dan McGwire | 426 | New Mexico* | 11-4-89 |
| 23. Todd Santos | 423 | New Mexico* | 11-23-85 |

| | | | |
|---------------------|-----|----------------------|----------|
| 24. Kevin O'Connell | 421 | at Hawai'i | 12-3-05 |
| Tim Gutierrez | 421 | Air Force* | 10-1-94 |
| 26. Lon Sheriff | 420 | at Hawai'i | 12-7-02 |
| 27. Tim Gutierrez | 419 | at Utah* | 10-30-93 |
| 28. Todd Santos | 418 | Colorado St.* | 10-20-84 |
| 29. Dan McGwire | 415 | at Wyoming* | 10-6-90 |
| 30. Todd Santos | 398 | Oregon | 10-26-85 |
| 31. Billy Blanton | 395 | Fresno St.* | 11-23-96 |
| Billy Blanton | 395 | at UNLV* | 11-16-96 |
| 33. Lon Sheriff | 393 | (24) Colorado St.* | 10-28-00 |
| 34. Todd Santos | 391 | Colorado St.* | 11-14-87 |
| 35. David Lowery | 387 | Fresno St.* | 11-21-92 |
| Dennis Shaw | 387 | North Texas St. | 11-22-69 |
| Don Horn | 387 | Cal St. Los Angeles* | 11-26-66 |
| 38. Matt Kofler | 386 | vs. Air Force* | 11-29-81 |
| 39. Rick Hansen | 382 | Oklahoma St. | 11-27-82 |
| 40. Billy Blanton | 376 | at BYU* | 9-16-95 |
| 41. Tim Gutierrez | 375 | Minnesota | 9-25-93 |
| 42. Rod Dowhower | 374 | Fresno St. | 10-31-64 |
| 43. Todd Santos | 373 | New Mexico* | 11-21-87 |
| Todd Santos | 373 | at Hawai'i* | 10-31-87 |
| Craig Penrose | 373 | New Mexico St. | 10-18-75 |
| 46. David Lowery | 372 | Texas-El Paso* | 10-17-92 |
| 47. Kevin McKechnie | 371 | Navy | 9-5-97 |
| 48. Brian Sipe | 370 | Iowa St. | 11-28-70 |
| 49. Billy Blanton | 366 | (16) Wyoming* | 11-7-96 |
| 50. Brian Sipe | 363 | Arizona | 11-20-71 |
| 51. Dan McGwire | 362 | at (4) BYU* | 9-22-90 |
| 52. Dan McGwire | 361 | at Air Force* | 9-2-89 |
| 53. Adam Hall | 359 | at (17) Colorado | 9-7-02 |
| Matt Kofler | 359 | at Colorado St.* | 9-12-81 |
| 55. Todd Santos | 358 | at New Mexico* | 9-27-86 |
| 56. Todd Santos | 356 | at Colorado St.* | 11-1-86 |
| 57. Billy Blanton | 355 | Fresno St.* | 10-14-95 |
| 58. Adam Hall | 352 | Brigham Young* | 10-4-03 |
| 59. Todd Santos | 351 | at Wyoming* | 11-9-85 |
| 60. Tim Gutierrez | 350 | (25) UCLA | 9-30-93 |
| Dennis Shaw | 350 | at West Texas St. | 10-11-69 |
| 62. Don Horn | 346 | at Weber State | 9-24-66 |
| 63. David Lowery | 345 | (23) Hawai'i* | 11-14-92 |
| Matt Kofler | 345 | at UNLV | 11-14-81 |
| 65. Dan McGwire | 344 | UTEP* | 11-24-90 |
| 66. Jack Hawley | 343 | at Kansas | 9-25-99 |
| Billy Blanton | 343 | at San Jose St.* | 11-2-96 |
| Dan McGwire | 343 | at UCLA | 10-13-90 |
| Dan McGwire | 343 | Air Force* | 9-29-90 |
| 70. Brian Sipe | 337 | North Texas St. | 12-4-71 |
| 71. Adam Hall | 335 | at Wyoming* | 10-19-02 |
| 72. Mark McKay | 331 | at UTEP* | 9-24-83 |
| 73. Todd Santos | 330 | Long Beach St. | 9-6-86 |
| 74. Todd Santos | 329 | at Oregon | 9-26-87 |
| 75. Lon Sheriff | 328 | UNLV* | 11-25-00 |
| Billy Blanton | 328 | New Mexico* | 11-4-95 |
| Mark Halda | 328 | at Long Beach St.* | 10-28-78 |
| 78. Joe Davis | 325 | at San Jose St. | 11-26-77 |
| 79. David Lowery | 323 | at (21) California | 9-11-93 |
| Dan McGwire | 323 | (2) Miami (Fla.) | 12-1-90 |
| 81. Billy Blanton | 321 | at Hawai'i* | 11-18-95 |
| Jesse Freitas | 321 | North Texas St. | 11-24-73 |
| 83. Todd Santos | 320 | Stanford | 10-5-85 |
| 84. Adam Hall | 319 | UNLV* | 10-26-02 |
| Dan McGwire | 319 | at (20) Hawai'i* | 10-7-89 |
| 86. Brian Sipe | 318 | So. Mississippi | 10-10-70 |
| 87. Lon Sheriff | 317 | at Wyoming* | 10-7-00 |
| Mark McKay | 317 | at Colorado St.* | 10-15-83 |
| 89. Tim Gutierrez | 314 | California | 9-10-94 |

| | | | |
|--------------------|-----|-------------------|----------|
| Mark McKay | 314 | New Mexico* | 10-16-82 |
| Joe Davis | 314 | at Pacific | 11-5-77 |
| 92. Mark McKay | 312 | Wyoming* | 11-12-83 |
| 93. Billy Blanton | 311 | Colorado St.* | 11-25-95 |
| Todd Santos | 311 | at Hawai'i* | 10-27-84 |
| 95. Brian Sipe | 310 | Brigham Young | 10-3-70 |
| 96. David Lowery | 308 | at Utah* | 10-21-91 |
| Jesse Freitas | 308 | Florida St. | 10-27-73 |
| 98. Dan McGwire | 307 | Cal St. Fullerton | 9-23-89 |
| 99. Billy Blanton | 306 | Idaho | 9-7-96 |
| Todd Santos | 306 | at Utah* | 9-13-86 |
| 101. Tim Gutierrez | 304 | Colorado St.* | 10-16-93 |
| Brian Sipe | 304 | Iowa St. | 11-27-71 |
| 103. Jesse Freitas | 303 | Iowa St. | 12-1-73 |

Consecutive 300-Yd. Passing Games

| Date | Opponent | A-C-I | TDs | Yards |
|--------------------------|---------------------|---------|-----|-------|
| Billy Blanton - 4 | | | | |
| 11-2-96 | at San Jose State* | 32-22-0 | 4 | 343 |
| 11-7-96 | Wyoming* | 44-33-2 | 2 | 366 |
| 11-16-96 | at UNLV* | 32-21-0 | 3 | 395 |
| 11-23-96 | Fresno State* | 34-25-1 | 2 | 395 |
| Billy Blanton - 4 | | | | |
| 11-18-95 | at Hawai'i* | 26-16-0 | 2 | 321 |
| 11-25-95 | Colorado State* | 48-33-2 | 1 | 311 |
| 9-7-96 | Idaho | 30-19-0 | 2 | 306 |
| 9-14-96 | at California | 40-22-1 | 4 | 438 |
| Dan McGwire - 4 | | | | |
| 11-10-90 | Hawai'i* | 36-23-1 | 2 | 429 |
| 11-17-90 | at New Mexico* | 49-33-2 | 2 | 530 |
| 11-24-90 | Texas-El Paso* | 38-26-0 | 0 | 344 |
| 12-1-90 | (2) Miami | 53-32-1 | 2 | 323 |
| Dan McGwire - 4 | | | | |
| 9-22-90 | at Brigham Young* | 59-32-0 | 3 | 362 |
| 9-29-90 | Air Force* | 29-19-0 | 3 | 343 |
| 10-6-90 | at Wyoming* | 42-27-0 | 5 | 415 |
| 10-13-90 | at UCLA | 46-23-1 | 3 | 343 |
| Adam Hall - 3 | | | | |
| 9-7-02 | at Colorado | 59-39-0 | 0 | 359 |
| 9-14-02 | Arizona State | 60-32-1 | 3 | 516 |
| 9-21-02 | at Idaho | 49-29-0 | 5 | 506 |
| Dan McGwire - 3 | | | | |
| 9-23-89 | Cal State Fullerton | 26-17-2 | 2 | 307 |
| 9-30-89 | at Utah* | 37-24-1 | 2 | 510 |
| 10-7-89 | at (20) Hawai'i | 41-23-1 | 1 | 319 |
| Todd Santos - 3 | | | | |
| 10-17-87 | Stanford | 60-40-1 | 5 | 536 |
| 10-24-87 | Long Beach State | 40-26-1 | 3 | 434 |
| 10-31-87 | at Hawai'i* | 40-29-2 | 1 | 373 |
| Matt Kofler - 3 | | | | |
| 11-14-81 | at UNLV* | 34-20-0 | 2 | 345 |
| 11-21-81 | at Texas-El Paso* | 43-31-2 | 5 | 460 |
| 11-29-81 | vs. Air Force* | 57-33-0 | 2 | 386 |
| Jesse Freitas - 3 | | | | |
| 11-17-73 | at Fresno State* | 42-33-0 | 4 | 450 |
| 11-24-73 | North Texas State | 32-23-2 | 4 | 321 |
| 12-1-73 | Iowa State | 28-19-1 | 3 | 303 |
| Dennis Shaw - 3 | | | | |
| 11-8-69 | Pacific* | 38-25-0 | 7 | 463 |
| 11-15-69 | New Mexico State | 42-26-3 | 9 | 441 |
| 11-22-69 | North Texas State | 46-28-5 | 3 | 387 |

RECEIVING

INDIVIDUAL RECORDS

*Bold indicates career record or record set in 2005 by current Aztec. * - Indicates conference game.*

Most Receptions

Game: 18, J.R. Tolver at Hawai'i, 12/7/02
Season: 128, J.R. Tolver, 2002
Career: 262, J.R. Tolver, 1999-00-01-02

Most Receptions Per Game

Season: 9.8, J.R. Tolver, 2002
Career: 6.4, Will Blackwell, 1994-95-96
 (min. 15 gms.)

Most Receptions By Senior

Game: 18, J.R. Tolver at Hawai'i, 12/7/02
Season: 128, J.R. Tolver, 2002

Most Receptions By Junior

Game: 16, Tim Delaney vs. N.M. State, 11/15/69
Season: 85, Tim Delaney, 1969

Most Receptions By Sophomore

Game: 15, Will Blackwell at BYU*, 9/16/95
Season: 86, Will Blackwell, 1995

Most Receptions By Freshman

Game: 10, Will Blackwell vs. Fres. St.*, 11/26/94
Season: 51, Will Blackwell, 1994

Most Yards

Game: 363, Tom Nettles vs. So. Miss., 11/9/68
Season: 1,785, J.R. Tolver, 2002
Career: 3,572, J.R. Tolver, 1999-00-01-02

Most Yards Per Game

Season: 137.3, J.R. Tolver, 2002
Career: 93.4, Will Blackwell, 1994-95-96
 (min. 15 gms.)

Most Yards By Senior

Game: 363, Tom Nettles vs. So. Miss., 11/9/68
Season: 1,785, J.R. Tolver, 2002

Most Yards By Junior

Game: 289, Gary Garrison vs. Fres. St.*, 10/31/64
Season: 1,392, Patrick Rowe, 1990

Most Yards By Sophomore

Game: 274, Darnay Scott vs. UTEP*, 10/17/92
Season: 1,207, Will Blackwell, 1995

Most Yards By Freshman

Game: 243, Darnay Scott vs. BYU*, 11/16/91
Season: 727, Darnay Scott, 1991

Most Touchdowns

Game: 6, Tim Delaney vs. New Mexico St., 11/15/69
Season: 18, Tom Reynolds, 1969
Career: 26, Gary Garrison, 1964-65

Most Yards Per Reception

Game: 35.0 (5), Vince Warren at UTEP*, 9/24/83
 (min. 5 rec.)
Season: 25.2 (31), Derrick Lewis, 2000
 (min. 30 rec.)
Career: 20.4 (85), Derrick Lewis, 1999-00-01
 (min. 50 rec.)

Season 100-Yd. Receiving Games

| Rk. | Player, Season | Games |
|-----|-------------------------|-------|
| 1. | Patrick Rowe, 1990 | 9 |
| 2. | Kassim Osgood, 2002 | 8 |
| | J.R. Tolver, 2002 | 8 |
| | Dennis Arey, 1990 | 8 |
| 5. | Webster Slaughter, 1985 | 7 |
| | Gary Garrison, 1964 | 7 |
| 7. | Jeff Webb, 2005 | 6 |
| | Will Blackwell, 1995 | 6 |
| | Darnay Scott, 1993 | 6 |
| | Jim Sandusky, 1983 | 6 |
| | Dwight McDonald, 1974 | 6 |
| | Tom Nettles, 1968 | 6 |

Career 100-Yd. Receiving Games

| Rk. | Player, Seasons | Games |
|-----|-----------------------------|-------|
| 1. | J.R. Tolver, 1999-00-01-02 | 13 |
| 2. | Jeff Webb, 2001-03-04-05 | 12 |
| | Will Blackwell, 1994-95-96 | 12 |
| | Darnay Scott, 1991-92-93 | 12 |
| | Patrick Rowe, 1987-88-90-91 | 12 |
| | Gary Garrison, 1964-65 | 12 |
| 7. | Az Hakim, 1994-95-96-97 | 11 |
| 8. | Haven Moses, 1966-67 | 10 |
| 9. | Tim Delaney, 1968-69-70 | 9 |
| 10. | Kassim Osgood, 2002 | 8 |
| | Dennis Arey, 1988-89-90 | 8 |
| | Webster Slaughter, 1984-85 | 8 |

RECEPTIONS

Game

| Pl. | Player (Rk.) | Opponent, Date (Yards) | Rec. |
|-----|-------------------|---|------|
| 1. | J.R. Tolver | at Hawai'i, Dec. 7, 2002 (283) | 18 |
| 2. | Curtis Shearer | vs. Air Force*, Oct. 1, 1994 (195) | 17 |
| | Don Roberts | at California, Sept. 18, 1982 (150) | 17 |
| | Tom Reynolds | vs. Utah St., Oct. 22, 1971 (290) | 17 |
| 5. | J.R. Tolver | vs. Utah*, Oct. 12, 2002 (185) | 16 |
| | Tim Delaney | vs. New Mexico St., Nov. 22, 1969 (275) | 16 |
| 7. | Will Blackwell | at Brigham Young*, Sept. 16, 1995 (197) | 15 |
| | Webster Slaughter | vs. Oregon, Oct. 26, 1985 (168) | 15 |
| | Craig Scoggins | vs. Cal St. Los Angeles*, Nov. 26, 1966 (239) | 15 |
| 10. | Many tied with | | 14 |

Season

| Pl. | Player, Season | Rec. |
|-----|-------------------------|------|
| 1. | J.R. Tolver, 2002 | 128 |
| 2. | Kassim Osgood, 2002 | 108 |
| 3. | Jeff Webb, 2005 | 92 |
| 4. | Will Blackwell, 1995 | 86 |
| | Dwight McDonald, 1974 | 86 |
| 6. | Tim Delaney, 1969 | 85 |
| 7. | Webster Slaughter, 1985 | 82 |
| 8. | Craig Scoggins, 1966 | 81 |



J.R. Tolver, one of the most prolific wide receivers in San Diego State history, owns the Aztec record for most receptions in a game, season and career.

| | | |
|-----|-----------------------|----|
| 9. | Monty Gilbreath, 1989 | 80 |
| 10. | Gary Garrison, 1964 | 78 |

Season By Senior

| Pl. | Player, Season | Rec. |
|-----|-------------------------|------|
| 1. | J.R. Tolver, 2002 | 128 |
| 2. | Kassim Osgood, 2002 | 108 |
| 3. | Jeff Webb, 2005 | 92 |
| 4. | Dwight McDonald, 1974 | 86 |
| 5. | Webster Slaughter, 1985 | 82 |

Season By Junior

| Pl. | Player, Season | Rec. |
|-----|---------------------|------|
| 1. | Tim Delaney, 1969 | 85 |
| 2. | Gary Garrison, 1964 | 78 |
| 3. | Darnay Scott, 1993 | 75 |
| 4. | Jeff Webb, 2004 | 71 |
| | Patrick Rowe, 1990 | 71 |

Season By Sophomore

| Pl. | Player, Season | Rec. |
|-----|----------------------|------|
| 1. | Will Blackwell, 1995 | 86 |
| 2. | Darnay Scott, 1992 | 68 |
| 3. | J.R. Tolver, 2000 | 62 |
| 4. | Az Hakim, 1995 | 57 |
| 5. | Jeff Webb, 2003 | 55 |

Season By Freshman

| Pl. | Player, Season | Rec. |
|-----|----------------------|------|
| 1. | Will Blackwell, 1995 | 51 |
| 2. | Darnay Scott, 1991 | 35 |
| 3. | Az Hakim, 1994 | 17 |
| | Mashall Faulk, 1991 | 17 |
| | Jake Nyberg, 1990 | 17 |

Season By Tight End

| Pl. | Player, Season | Rec. |
|-----|-------------------------|------|
| 1. | Tim Delaney, 1970 | 62 |
| 2. | Kerry Reed-Martin, 1987 | 49 |
| 3. | Robert Awalt, 1986 | 45 |

'06 SEASON

COACHES

PLAYERS

REVIEW

OPPONENTS

RECORDS

HISTORY

UNIVERSITY

RECEIVING

'06 SEASON

COACHES

PLAYERS

REVIEW

OPPONENTS

RECORDS

HISTORY

UNIVERSITY

ANNUAL LEADERS, BY YARDS

| Year | Player | Cl. | NR | CR | No. | Yds. | Avg. | TDs |
|------|-------------------|-----|----|----|-----|-------|------|-----|
| 1947 | Jack Kaiser | So. | | | 12 | 216 | 18.0 | 5 |
| 1948 | Leo Heaton | Jr. | | | 17 | 229 | 13.5 | 1 |
| 1949 | Bud Milke | Jr. | | | 16 | 192 | 12.0 | 1 |
| 1950 | Bud Milke | Sr. | | | 25 | 315 | 12.6 | 3 |
| 1951 | Chet Nicholson | Sr. | | | 30 | 510 | 17.0 | 6 |
| 1952 | Don Jurk | Sr. | | | 21 | 383 | 18.2 | 6 |
| 1953 | Bob Lyon | Sr. | | | 19 | 312 | 16.4 | 0 |
| 1954 | Claude Lewis | So. | | | 11 | 120 | 10.9 | 3 |
| 1955 | Braxton Pinkins | So. | | | 13 | 214 | 16.5 | 2 |
| 1956 | Braxton Pinkins | Jr. | | | 14 | 294 | 21.0 | 3 |
| 1957 | Braxton Pinkins | Sr. | | | 15 | 288 | 19.2 | 1 |
| 1958 | Bob Ball | So. | | | 20 | 264 | 13.2 | 3 |
| 1959 | Dick Morris | Jr. | | | 28 | 283 | 10.1 | 3 |
| 1960 | Dick Morris | Sr. | | | 13 | 118 | 9.1 | 2 |
| 1961 | Neal Petties | So. | | | 19 | 428 | 22.5 | 4 |
| 1962 | Neal Petties | Jr. | | | 22 | 384 | 17.5 | 4 |
| 1963 | Neal Petties | Sr. | | 7 | 22 | 465 | 21.1 | 5 |
| 1964 | Gary Garrison | Jr. | | 1 | 78 | 1,272 | 16.3 | 15 |
| 1965 | Gary Garrison | Sr. | | | 70 | 916 | 13.1 | 11 |
| 1966 | Craig Scoggins | Sr. | | 1 | 81 | 1,212 | 15.0 | 8 |
| 1967 | Haven Moses | Sr. | | | 54 | 958 | 17.7 | 7 |
| 1968 | Tom Nettles | Sr. | | | 62 | 1,227 | 19.8 | 14 |
| 1969 | Tim Delaney | Jr. | 3 | 1 | 85 | 1,259 | 14.8 | 14 |
| 1970 | Tim Delaney | Sr. | | 1 | 62 | 794 | 12.8 | 6 |
| 1971 | Tom Reynolds | Sr. | | 1 | 67 | 1,070 | 16.0 | 18 |
| 1972 | Isaac Curtis | Sr. | | 3 | 44 | 832 | 18.9 | 7 |
| 1973 | Darold Nogle | Sr. | | 1 | 59 | 945 | 16.0 | 6 |
| 1974 | Dwight McDonald | Sr. | 1 | 1 | 86 | 1,157 | 13.5 | 7 |
| 1975 | Duke Fergerson | Sr. | 6 | 1 | 57 | 886 | 15.5 | 4 |
| 1976 | Ronnie Smith | Jr. | | | 27 | 416 | 15.4 | 3 |
| 1977 | Dennis Pearson | Sr. | | | 49 | 864 | 17.6 | 5 |
| 1978 | Don Warren | Sr. | | | 39 | 483 | 12.4 | 4 |
| 1979 | Steve Stapler | Sr. | | | 37 | 794 | 21.5 | 5 |
| 1980 | Bobby Taylor | Sr. | | | 40 | 656 | 16.5 | 4 |
| 1981 | Darius Durham | Jr. | 3 | 1 | 65 | 988 | 15.2 | 7 |
| 1982 | Don Roberts | Sr. | | | 53 | 380 | 7.2 | 0 |
| 1983 | Jim Sandusky | Sr. | 12 | 1 | 69 | 1,171 | 17.0 | 6 |
| 1984 | Webster Slaughter | Jr. | | | 40 | 576 | 14.4 | 3 |
| 1985 | Webster Slaughter | Sr. | 4 | 1 | 82 | 1,071 | 13.1 | 10 |
| 1986 | Corey Gilmore | Sr. | | 5 | 48 | 325 | 6.8 | 1 |
| 1987 | Kerry Reed-Martin | Jr. | | | 49 | 719 | 14.7 | 4 |
| 1988 | Monty Gilbreath | Jr. | | 2 | 60 | 799 | 13.3 | 2 |
| 1989 | Monty Gilbreath | Sr. | | 2 | 80 | 903 | 11.3 | 4 |
| 1990 | Patrick Rowe | Jr. | | 3 | 71 | 1,392 | 19.6 | 8 |
| 1991 | Patrick Rowe | Sr. | | 4 | 57 | 822 | 14.4 | 4 |
| 1992 | Darnay Scott | So. | | 2 | 68 | 1,150 | 16.9 | 9 |
| 1993 | Darnay Scott | Jr. | 5 | 1 | 75 | 1,262 | 16.8 | 10 |
| 1994 | Curtis Shearer | Sr. | 22 | 4 | 55 | 737 | 13.4 | 6 |
| 1995 | Will Blackwell | So. | 5 | 1 | 86 | 1,207 | 14.0 | 8 |
| 1996 | Will Blackwell | Jr. | 8 | 3 | 60 | 1,000 | 16.7 | 11 |
| 1997 | Taj Johnson | Jr. | | 11 | 44 | 802 | 18.2 | 2 |
| 1998 | Damon Gourdine | Jr. | | | 55 | 649 | 11.8 | 4 |
| 1999 | Damon Gourdine | Sr. | | 3 | 38 | 439 | 11.6 | 4 |
| 2000 | J.R. Tolver | So. | 32 | 2 | 62 | 808 | 13.0 | 1 |
| 2001 | J.R. Tolver | Jr. | 35 | 3 | 63 | 878 | 13.9 | 2 |
| 2002 | J.R. Tolver | Sr. | 2 | 1 | 128 | 1,785 | 13.9 | 13 |
| 2003 | Jeff Webb | So. | 41 | 4 | 55 | 706 | 12.8 | 4 |
| 2004 | Jeff Webb | Jr. | 18 | 2 | 71 | 863 | 12.2 | 6 |
| 2005 | Jeff Webb | Sr. | 21 | 4 | 92 | 1,109 | 12.1 | 10 |

NR - national ranking in receiving yards per game. CR - conference ranking in receiving yards per game. -- - indicates player not ranked in that category.

ANNUAL LEADERS, BY RECEPTIONS

| Year | Player | Cl. | NR | CR | No. | Yds. | Avg. | TDs |
|------|-------------------|-----|----|----|-----|-------|------|-----|
| 1965 | Gary Garrison | Sr. | | | 70 | 916 | 13.1 | 11 |
| 1966 | Craig Scoggins | Sr. | | | 81 | 1,212 | 15.0 | 8 |
| 1967 | Haven Moses | Sr. | | | 54 | 958 | 17.7 | 7 |
| 1968 | Tom Nettles | Sr. | | | 62 | 1,227 | 19.8 | 14 |
| 1969 | Tim Delaney | Jr. | | | 85 | 1,259 | 14.8 | 14 |
| 1970 | Ken Burrow | Sr. | | | 54 | 904 | 16.6 | 12 |
| 1971 | Tom Reynolds | Sr. | | | 67 | 1,070 | 16.0 | 7 |
| 1972 | Isaac Curtis | Sr. | | | 44 | 832 | 18.9 | 7 |
| 1973 | Darold Nogle | Sr. | | | 59 | 945 | 15.9 | 6 |
| 1974 | Dwight McDonald | Sr. | | | 86 | 1,157 | 13.5 | 7 |
| 1975 | Duke Fergerson | Sr. | | | 57 | 886 | 15.5 | 4 |
| 1976 | Ronnie Smith | Jr. | | | 29 | 416 | 14.3 | 3 |
| 1977 | Dennis Pearson | Sr. | | | 49 | 864 | 17.6 | 5 |
| 1978 | Rick Garretson | Sr. | | | 36 | 509 | 14.1 | 2 |
| 1979 | Steve Stapler | Sr. | | | 37 | 794 | 21.5 | 5 |
| 1980 | Bobby Taylor | Sr. | | | 40 | 656 | 16.4 | 4 |
| 1981 | Darius Durham | Jr. | | | 65 | 988 | 15.2 | 7 |
| 1982 | Darius Durham | Sr. | | | 45 | 781 | 17.4 | 4 |
| 1983 | Jim Sandusky | Sr. | | | 69 | 1,171 | 17.0 | 6 |
| 1984 | Vince Warren | Sr. | | | 29 | 616 | 21.2 | 3 |
| 1985 | Webster Slaughter | Sr. | | | 82 | 1,071 | 13.1 | 10 |
| 1986 | Robert Awalt | Sr. | | | 45 | 541 | 12.0 | 2 |
| 1987 | Kerry Reed-Martin | Jr. | | | 49 | 719 | 14.7 | 4 |
| 1988 | Monty Gilbreath | Jr. | | | 60 | 799 | 13.3 | 2 |
| 1989 | Robert Claiborne | Sr. | | | 55 | 938 | 17.1 | 4 |
| 1990 | Patrick Rowe | Jr. | | | 71 | 1,392 | 19.6 | 8 |
| 1991 | Patrick Rowe | Sr. | | | 57 | 822 | 14.4 | 4 |
| 1992 | Darnay Scott | So. | | | 68 | 1,150 | 16.9 | 9 |
| 1993 | Darnay Scott | Jr. | | | 75 | 1,262 | 16.8 | 10 |
| 1994 | Curtis Shearer | Sr. | | | 55 | 737 | 13.4 | 6 |
| 1995 | Will Blackwell | So. | | | 86 | 1,207 | 14.0 | 8 |
| 1996 | Will Blackwell | Jr. | | | 60 | 1,000 | 16.7 | 11 |
| 1997 | Taj Johnson | Sr. | | | 44 | 802 | 18.2 | 2 |
| 1998 | Damon Gourdine | Jr. | | 7 | 55 | 649 | 11.8 | 4 |
| 1999 | Derrick Lewis | Jr. | | 11 | 26 | 551 | 21.2 | 4 |
| 2000 | J.R. Tolver | So. | 46 | 5 | 62 | 808 | 13.0 | 1 |
| 2001 | J.R. Tolver | Jr. | 39 | 3 | 63 | 878 | 13.9 | 2 |
| 2002 | J.R. Tolver | Sr. | 1 | 1 | 128 | 1,785 | 13.9 | 13 |
| 2003 | Jeff Webb | So. | 63 | 4 | 55 | 706 | 12.8 | 4 |
| 2004 | Jeff Webb | Jr. | 33 | 6 | 71 | 863 | 12.2 | 6 |
| 2005 | Jeff Webb | Sr. | 3 | 1 | 92 | 1,109 | 12.1 | 10 |

NR - national ranking in receptions per game. CR - conference ranking in receptions per game.

RECEIVING

Season By Running Back

| Pl. Player, Season | Rec. |
|-------------------------|------|
| 1. Don Roberts, 1982 | .53 |
| 2. Corey Gilmore, 1986 | .48 |
| 3. Marshall Faulk, 1993 | .47 |

Career

| Pl. Player, Season | Rec. |
|-----------------------------------|------|
| 1. J.R. Tolver, 1999-00-01-02 | .262 |
| 2. Jeff Webb, 2001-03-04-05 | .234 |
| 3. Will Blackwell, 1994-95-96 | .197 |
| 4. Monty Gilbreath, 1986-87-88-89 | .187 |
| 5. Tim Delaney, 1968-69-70 | .180 |
| 6. Darnay Scott, 1991-92-93 | .178 |
| 7. Patrick Rowe, 1987-88-90-91 | .155 |
| 8. Gary Garrison, 1964-65 | .148 |
| 9. Az Hakim, 1994-95-96-97 | .147 |
| 10. Robert Ortiz, 2002-03-04-05 | .137 |

YARDAGE

Game

| Pl. Player (Rk.) Opponent, Date (Rec.) | Yards |
|--|-------|
| 1. Tom Nettles vs. So. Mississippi, Nov. 9, 1968 (11) | .363 |
| 2. J.R. Tolver vs. Arizona St., Sept. 14, 2002 (12) | .296 |
| 3. Tom Reynolds vs. Utah St., Oct. 22, 1971 (17) | .290 |
| 4. Gary Garrison vs. Fresno St.*, Oct. 31, 1964 (11) | .289 |
| 5. J.R. Tolver at Hawai'i, Dec. 7, 2002 (18) | .283 |
| 6. Will Blackwell at California, Sept. 14, 1996 (11) | .280 |
| 7. Tim Delaney vs. New Mexico St., Nov. 22, 1969 (16) | .275 |
| 8. Darnay Scott vs. Texas-El Paso*, Oct. 17, 1992 (12) | .274 |
| 9. Jeff Webb vs. Brigham Young*, Oct. 4, 2003 (10) | .253 |
| 10. Darnay Scott vs. Brigham Young*, Nov. 16, 1991 (8) | .243 |

Season

| Pl. Player, Season | Yards |
|------------------------|--------|
| 1. J.R. Tolver, 2002 | .1,785 |
| 2. Kassim Osgood, 2002 | .1,552 |
| 3. Patrick Rowe, 1990 | .1,392 |



In 2005, Jeff Webb recorded a team-high 92 receptions giving him 234 for his career, which ranks second all-time at San Diego State.

| | |
|-------------------------|--------|
| 4. Gary Garrison, 1964 | .1,272 |
| 5. Darnay Scott, 1993 | .1,262 |
| 6. Tim Delaney, 1969 | .1,259 |
| 7. Tom Nettles, 1968 | .1,227 |
| 8. Craig Scoggins, 1966 | .1,212 |
| 9. Will Blackwell, 1995 | .1,207 |
| 10. Jim Sandusky, 1983 | .1,171 |

Season By Senior

| Pl. Player, Season | Yards |
|-------------------------|--------|
| 1. J.R. Tolver, 2002 | .1,785 |
| 2. Kassim Osgood, 2002 | .1,552 |
| 3. Tom Nettles, 1968 | .1,227 |
| 4. Craig Scoggins, 1966 | .1,212 |
| 5. Jim Sandusky, 1983 | .1,171 |

Season By Junior

| Pl. Player, Season | Yards |
|-------------------------|--------|
| 1. Patrick Rowe, 1990 | .1,392 |
| 2. Gary Garrison, 1964 | .1,272 |
| 3. Darnay Scott, 1993 | .1,262 |
| 4. Tim Delaney, 1969 | .1,259 |
| 5. Will Blackwell, 1996 | .1,000 |

Season By Sophomore

| Pl. Player, Season | Yards |
|-------------------------|--------|
| 1. Will Blackwell, 1995 | .1,207 |
| 2. Darnay Scott, 1992 | .1,150 |
| 3. Az Hakim, 1995 | .1,022 |
| 4. J.R. Tolver, 2000 | .808 |
| 5. Jeff Webb, 2003 | .706 |

Season By Freshman

| Pl. Player, Season | Yards |
|--------------------------|-------|
| 1. Darnay Scott, 1991 | .727 |
| 2. Will Blackwell, 1994 | .689 |
| 3. Az Hakim, 1994 | .370 |
| 4. DeAndre Maxwell, 1992 | .226 |
| 5. Marshall Faulk, 1991 | .201 |

Season By Tight End

| Pl. Player, Season | Yards |
|----------------------------|-------|
| 1. Tim Delaney, 1970 | .794 |
| 2. Kerry Reed-Martin, 1987 | .719 |
| 3. Robert Awalt, 1986 | .541 |

Season By Running Back

| Pl. Player, Season | Yards |
|-------------------------|-------|
| 1. Marshall Faulk, 1993 | .644 |
| 2. David Turner, 1977 | .417 |
| 3. Don Roberts, 1982 | .380 |

Career

| Pl. Player, Seasons | Yards |
|-----------------------------------|--------|
| 1. J.R. Tolver, 1999-00-01-02 | .3,572 |
| 2. Darnay Scott, 1991-92-93 | .3,139 |
| 3. Will Blackwell, 1994-95-96 | .2,896 |
| 4. Jeff Webb, 2001-03-04-05 | .2,890 |
| 5. Patrick Rowe, 1987-88-90-91 | .2,678 |
| 6. Az Hakim, 1994-95-96-97 | .2,622 |
| 7. Tim Delaney, 1968-69-70 | .2,535 |
| 8. Monty Gilbreath, 1986-87-88-89 | .2,241 |
| 9. Gary Garrison, 1964-65 | .2,188 |
| 10. Vince Warren, 1982-83-84-85 | .2,134 |

TOUCHDOWNS

Game

| Pl. Player (Rk.) Opponent, Date | TDs |
|--|-----|
| 1. Tim Delaney vs. New Mexico St., Nov. 15, 1969 | .6 |
| 2. Will Blackwell at California, Sept. 14, 1996 | .4 |
| Tom Nettles vs. So. Mississippi, Nov. 9, 1968 | .4 |
| Gary Garrison vs. Fresno State*, Oct. 31, 1964 | .4 |
| 5. Jeff Webb vs. Brigham Young*, Oct. 4, 2003 | .3 |
| J.R. Tolver at Idaho, Sept. 21, 2002 | .3 |
| Az Hakim vs. Oklahoma, Sept. 21, 1996 | .3 |
| Darnay Scott vs. Texas-El Paso*, Oct. 17, 1992 | .3 |
| Dennis Arey at Wyoming*, Oct. 6, 1990 | .3 |
| 11 others tied with | .3 |

Season

| Pl. Player, Season | TDs |
|-------------------------|-----|
| 1. Tom Reynolds, 1969 | .18 |
| 2. Tim Delaney, 1970 | .14 |
| 3. J.R. Tolver, 2002 | .13 |
| 4. Ronnie Smith, 1977 | .12 |
| Ken Burrow, 1970 | .12 |
| 6. Will Blackwell, 1996 | .11 |
| 7. Jeff Webb, 2005 | .10 |
| Darnay Scott, 1993 | .10 |
| Dennis Arey, 1990 | .10 |
| Webster Slaughter, 1985 | .10 |

Career

| Pl. Player, Season | TDs |
|-------------------------------|-----|
| 1. Tom Reynolds, 1969-70-71 | .31 |
| 2. Gary Garrison, 1964-65 | .26 |
| 3. Will Blackwell, 1994-95-96 | .25 |
| Darnay Scott, 1991-92-93 | .25 |
| 5. Az Hakim, 1994-95-96-97 | .21 |
| 6. Jeff Webb, 2001-03-05-05 | .20 |
| Tim Delaney, 1968-69-70 | .20 |
| 8. J.R. Tolver, 1999-00-01-02 | .18 |
| 9. Jimmy Raye, 1988-89-90 | .17 |
| 10. Ronnie Smith, 1976-77 | .14 |
| Vince Warren, 1982-83-84-85 | .14 |

2006 SEASON

COACHES

PLAYERS

REVIEW

OPPONENTS

RECORDS

HISTORY

UNIVERSITY

RECEIVING



Darnay Scott is the all-time Aztec leader in 200-yard receiving performances with four. Two of those games occurred during the 1992 season.

SINGLE-GAME RECEIVING

300-Yard Performances By Player (1 Total; 1 Player) - Tom Nettles 1.

200-Yard Performances By Player (19 Total; 12 Players) - Darnay Scott 4, Will Blackwell 2, Tim Delaney 2, Tom Reynolds 2, J.R. Tolver 2, Marshall Faulk 1, Gary Garrison 1, Tom Nettles 1, Jimmy Raye 1, Patrick Rowe 1, Craig Scoggins 1, Jeff Webb 1.

Most 200-Yard Performances in a Season (4 Total; 3 Players) - 2 by J.R. Tolver in 2002; Darnay Scott in 1992 and Tim Delaney in 1969.

100-Yard Performances By Player (275 Total; 71 Players) - J.R. Tolver 13, Will Blackwell 12, Gary Garrison 12, Patrick Rowe 12, Darnay Scott 12, Jeff Webb 12, Az Hakim 11, Haven Moses 10, Tim Delaney 9, Dennis Arey 8, Kassim Osgood 8, Webster Slaughter 8, Ken Burrow 7, Tom Nettles 7, Tom Reynolds 7, Craig Scoggins 7, Vince Warren 7, Darius Durham 6, Dwight McDonald 6, Jim Sandusky 6, Monty Gilbreath 5, Derrick Lewis 5, Robert Claiborne 4, Darold Nogle 4, Dennis Pearson 4, Jimmy Raye 4, Isaac Curtis 3, Keith Denson 3, Byron Olander 3, Kerry Reed-Martin 3, Steve Stapler 3, Bobby Taylor 3, Jeff Baker 2, Jim Beatrow 2, Leandrew Childs 2, Vollon Dixon 2, Marshall Faulk 2, Nate Ferguson 2, DeAndre Maxwell 2, Kenny Moore 2, Marv Owens 2, Don Roberts 2, Curtis Shearer 2, Ron Smith 2, Tim Boyer 1, Roger Clark 1, Anthony Conyers 1, Duke Ferguson 1, Damon Gouridine 1, Chris Hardy 1, Merton Harris 1, Nathaniel Jacquet 1, Taj Johnson 1, Mario Mendez 1, DeAngelo Mitchell 1, Lonnie Mitchell 1, Lonnie Moore 1, Greg Moses 1, Robert Ortiz 1, Neal Petties 1, Braxton Pinkins 1, Volney Quinlan 1, Michael Reed 1,

Jesus Reyes 1, Clinton Sampson 1, Chazeray Schilens 1, Phil Smith 1, Tim Thorn 1, David Turner 1, Don Warren 1, Bull Williams 1.

100-Yard Receiving Games

| Rk. | Player | Yards | Opponent | Date |
|------|-------------------|-------|-----------------------|----------|
| 1. | Tom Nettles | 363 | Southern Mississippi | 11-9-68 |
| 2. | J.R. Tolver | 296 | Arizona St. | 9-14-02 |
| 3. | Tom Reynolds | 290 | Utah St. | 10-22-71 |
| 4. | Gary Garrison | 289 | Fresno St.* | 10-31-64 |
| 5. | J.R. Tolver | 283 | at Hawai'i | 12-7-02 |
| 6. | Will Blackwell | 280 | at California | 9-14-96 |
| 7. | Tim Delaney | 275 | New Mexico St. | 11-15-69 |
| 8. | Darnay Scott | 274 | Texas-El Paso* | 10-17-92 |
| 9. | Jeff Webb | 253 | Brigham Young* | 10-4-03 |
| 10. | Darnay Scott | 243 | Brigham Young* | 11-16-91 |
| 11. | Craig Scoggins | 239 | Cal St. Los Angeles* | 11-26-66 |
| 12. | Patrick Rowe | 224 | at UCLA | 10-13-90 |
| 13. | Darnay Scott | 217 | at Air Force* | 9-18-93 |
| 14. | Tom Reynolds | 211 | at West Texas St. | 10-11-69 |
| 15. | Will Blackwell | 210 | New Mexico* | 11-4-95 |
| 16. | Jimmy Raye | 209 | Hawai'i* | 11-10-90 |
| 17. | Marshall Faulk | 205 | at Fresno St.* | 11-20-93 |
| 18. | Darnay Scott | 204 | Fresno St.* | 11-21-92 |
| 19. | Tim Delaney | 203 | Long Beach St.* | 11-29-69 |
| 20. | Will Blackwell | 197 | at Brigham Young* | 9-15-95 |
| 21. | Darius Durham | 197 | Texas-El Paso* | 11-21-81 |
| 22. | Will Blackwell | 196 | at UNLV* | 11-16-96 |
| 23. | Dwight McDonald | 196 | at North Texas St. | 11-2-74 |
| 24. | Curtis Shearer | 195 | Air Force* | 10-1-94 |
| 25. | Haven Moses | 193 | Cal St. Los Angeles* | 11-26-66 |
| 26. | Craig Scoggins | 192 | Northern Arizona | 11-19-66 |
| 27. | Keith Denson | 188 | at Fresno St.* | 11-17-73 |
| 28. | Will Blackwell | 187 | Fresno St.* | 11-26-94 |
| 29. | J.R. Tolver | 185 | Utah* | 10-12-02 |
| 30. | J.R. Tolver | 184 | at Idaho | 9-21-02 |
| 31. | Haven Moses | 184 | Mexico Polytechnic | 9-17-66 |
| 32. | Webster Slaughter | 183 | New Mexico* | 11-23-85 |
| 33. | Tim Delaney | 183 | North Texas St. | 11-22-69 |
| 34. | Kassim Osgood | 178 | at Idaho | 9-21-02 |
| 35. | Kassim Osgood | 178 | (17) Colorado | 9-7-02 |
| 36. | Tom Reynolds | 178 | Pacific* | 11-8-69 |
| 37. | Vince Warren | 175 | at Texas-El Paso* | 9-24-83 |
| 38. | Tom Nettles | 175 | Fresno St. | 11-2-68 |
| 39. | Az Hakim | 174 | Idaho | 9-7-96 |
| 40. | Patrick Rowe | 174 | Wyoming* | 10-6-90 |
| 41. | Dwight McDonald | 173 | Bowling Green | 11-23-74 |
| 42. | Az Hakim | 172 | Navy | 9-5-97 |
| 43. | Will Blackwell | 172 | Fresno St.* | 10-14-95 |
| 44. | Tom Reynolds | 172 | North Texas St. | 12-4-71 |
| 45. | Gary Garrison | 172 | Cal Western | 11-27-65 |
| 46. | Dennis Arey | 171 | at Wyoming* | 10-6-90 |
| 47. | Kassim Osgood | 170 | (17) Colorado St.* | 11-15-02 |
| 48. | Haven Moses | 170 | Weber St. | 9-23-67 |
| 49. | Gary Garrison | 169 | at Cal Poly SLO* | 10-3-64 |
| 50. | Webster Slaughter | 168 | Oregon | 10-26-85 |
| 51. | Darold Nogle | 166 | North Texas St. | 11-24-73 |
| 52. | Isaac Curtis | 166 | at Long Beach St.* | 11-25-72 |
| 53. | Keith Denson | 164 | at San Jose St.* | 11-3-73 |
| 54. | Taj Johnson | 163 | Navy | 9-5-97 |
| 55. | Jim Sandusky | 162 | at Hawai'i* | 10-1-83 |
| 56. | Isaac Curtis | 162 | Bowling Green | 10-21-72 |
| 57. | Tim Delaney | 162 | at Fresno St.* | 11-1-69 |
| 58. | Haven Moses | 162 | at Long Beach St.* | 10-8-66 |
| 59. | Patrick Rowe | 161 | Texas-El Paso* | 11-24-90 |
| 60. | Craig Scoggins | 161 | North Dakota St. | 11-5-66 |
| 61. | Darnay Scott | 160 | at (21) California | 9-11-93 |
| 62. | Darold Nogle | 160 | at San Jose St.* | 11-3-73 |
| 63. | Kassim Osgood | 158 | Arizona St. | 9-14-02 |
| 64. | J.R. Tolver | 158 | at Fresno St. | 8-29-02 |
| 65. | Robert Claiborne | 157 | New Mexico* | 11-4-89 |
| 66. | Darius Durham | 156 | New Mexico* | 10-16-82 |
| 67. | Patrick Rowe | 155 | Hawai'i* | 11-10-90 |
| 68. | Gary Garrison | 155 | Cal Poly Pomona | 10-23-65 |
| 69. | Derrick Lewis | 153 | UNLV* | 11-25-00 |
| 70. | Anthony Conyers | 153 | at Colorado St.* | 11-1-86 |
| 71. | Isaac Curtis | 153 | Oregon St. | 9-8-72 |
| 72. | Leandrew Childs | 152 | (16) Wyoming* | 11-7-96 |
| 73. | Dennis Pearson | 152 | Texas-El Paso | 10-15-77 |
| 74. | Gary Garrison | 152 | Akron | 9-25-65 |
| 75. | J.R. Tolver | 151 | UNLV* | 10-26-02 |
| 76. | Nate Ferguson | 151 | Tampa | 9-21-74 |
| 77. | Tom Reynolds | 151 | Iowa St. | 11-27-71 |
| 78. | Dennis Arey | 150 | at New Mexico* | 11-17-90 |
| 79. | Don Roberts | 150 | at California | 9-18-82 |
| 80. | Dwight McDonald | 150 | Utah St. | 11-30-74 |
| 81. | Gary Garrison | 149 | at UC Santa Barbara | 10-24-64 |
| 82. | Darnay Scott | 148 | (25) UCLA | 9-30-93 |
| 83. | Michael Reed | 148 | UC Santa Barbara* | 11-14-70 |
| 84. | Keith Denson | 147 | Iowa St. | 12-1-73 |
| 85. | J.R. Tolver | 146 | (24) Colorado St.* | 10-28-00 |
| 86. | Gary Garrison | 146 | San Fernando V. St.* | 11-14-64 |
| 87. | Kassim Osgood | 145 | UCLA | 9-28-02 |
| 88. | Will Blackwell | 145 | Fresno St.* | 11-23-96 |
| 89. | Robert Claiborne | 144 | at (20) Hawai'i* | 10-7-89 |
| 90. | Az Hakim | 143 | at Wyoming* | 10-22-94 |
| 91. | Vince Warren | 143 | Colorado St.* | 10-20-84 |
| 92. | Jeff Webb | 142 | at Hawai'i | 12-3-05 |
| 93. | Jeff Webb | 142 | at Utah* | 10-15-05 |
| 94. | Jimmy Raye | 142 | New Mexico* | 11-4-89 |
| 95. | Monty Gilbreath | 142 | at Utah* | 9-30-89 |
| 96. | Monty Gilbreath | 141 | Long Beach St. | 10-14-89 |
| 97. | Clinton Sampson | 141 | Oklahoma St. | 11-27-82 |
| 98. | Darius Durham | 141 | at Hawai'i* | 11-6-82 |
| 99. | Braxton Pinkins | 141 | Arizona St. | 10-26-57 |
| 100. | J.R. Tolver | 140 | at Utah* | 11-10-01 |
| 101. | Az Hakim | 140 | at California | 9-14-96 |
| 102. | Tom Reynolds | 140 | Arizona | 11-20-71 |
| 103. | Craig Scoggins | 140 | at Weber St. | 9-24-66 |
| 104. | Jeff Webb | 139 | Wyoming* | 10-25-03 |
| 105. | Darnay Scott | 139 | Minnesota | 9-25-93 |
| 106. | Ken Burrow | 139 | UC Santa Barbara* | 10-25-69 |
| 107. | Jeff Webb | 138 | (9) Utah* | 10-30-04 |
| 108. | Kassim Osgood | 138 | Brigham Young* | 11-2-02 |
| 109. | Derrick Lewis | 138 | Air Force* | 11-18-00 |
| 110. | Haven Moses | 138 | Cal St. Los Angeles* | 10-14-67 |
| 111. | J.R. Tolver | 137 | Eastern Illinois | 10-6-01 |
| 112. | Robert Claiborne | 137 | Cal St. Fullerton | 9-23-89 |
| 113. | Vince Warren | 137 | Wyoming* | 11-12-83 |
| 114. | Will Blackwell | 136 | Hawai'i* | 11-18-95 |
| 115. | Tom Nettles | 136 | Montana St. | 9-28-68 |
| 116. | DeAngelo Mitchell | 135 | Long Beach St. | 10-24-87 |
| 117. | Marv Owens | 135 | Southern Mississippi | 10-10-70 |
| 118. | Darius Durham | 134 | Wyoming* | 11-7-81 |
| 119. | Dennis Pearson | 134 | at Pacific | 11-5-77 |
| 120. | Jeff Baker | 134 | Brigham Young | 10-3-70 |
| 121. | Jeff Webb | 133 | San Jose State | 9-24-05 |
| 122. | J.R. Tolver | 133 | at Wyoming* | 10-19-02 |
| 123. | Dennis Arey | 133 | at (4) Brigham Young* | 11-22-90 |
| 124. | Vollon Dixon | 133 | Arizona | 11-8-75 |

RECEIVING

| | | | |
|----------------------|-----|------------------------|----------|
| Tim Delaney | 133 | Pacific* | 11-8-69 |
| 126. Jeff Webb | 132 | New Mexico* | 10-22-05 |
| Darnay Scott | 132 | (23) Hawai'i* | 11-14-92 |
| Vince Warren | 132 | at Hawai'i* | 10-27-84 |
| Tim Boyer | 132 | Bowling Green | 10-21-72 |
| Tim Delaney | 132 | at Pacific* | 11-7-70 |
| Tom Nettles | 132 | Utah St. | 11-30-68 |
| 132. DeAndre Maxwell | 131 | San Jose St. | 10-21-95 |
| Patrick Rowe | 131 | at New Mexico* | 11-17-90 |
| Jim Sandusky | 131 | at Colorado St.* | 10-15-83 |
| 135. Ken Burrow | 130 | Iowa St. | 11-28-70 |
| Haven Moses | 130 | North Dakota St. | 11-5-66 |
| Mario Mendez | 130 | at Cal St. Los Angeles | 10-19-63 |
| 138. Jeff Webb | 129 | Brigham Young* | 10-1-05 |
| Jeff Webb | 129 | Colorado St.* | 10-16-04 |
| Derrick Lewis | 129 | at Brigham Young* | 10-21-00 |
| J.R. Tolver | 129 | at Wyoming* | 10-7-00 |
| Vince Warren | 129 | New Mexico* | 11-25-85 |
| Haven Moses | 129 | Fresno St.* | 10-29-66 |
| 144. Will Blackwell | 128 | Hawai'i* | 10-29-94 |
| Darold Nogle | 128 | (13) Houston | 10-6-73 |
| Tom Reynolds | 128 | UC Santa Barbara* | 10-25-69 |
| 147. J.R. Tolver | 127 | Air Force* | 9-29-01 |
| Ken Burrow | 127 | at Northern Illinois | 9-12-70 |
| 149. Kassim Osgood | 126 | at Hawai'i | 12-7-02 |
| J.R. Tolver | 126 | at Air Force* | 11-23-02 |
| Vince Warren | 126 | UCLA | 9-9-84 |
| Jim Beatrow | 126 | Colorado St.* | 11-10-82 |
| Gary Garrison | 126 | Pacific | 9-18-65 |
| 154. Robert Ortiz | 125 | at (17) Michigan | 9-18-04 |
| Neal Petties | 125 | UC Santa Barbara | 10-26-63 |
| 156. Tom Nettles | 124 | Cal St. Los Angeles | 10-19-68 |
| Haven Moses | 124 | Montana St. | 11-18-67 |
| 158. Kassim Osgood | 123 | at Air Force* | 11-23-02 |
| Leandrew Childs | 123 | at San Jose St.* | 11-2-96 |
| Az Hakim | 123 | at Hawai'i* | 11-18-95 |
| Kenny Moore | 123 | Oregon | 10-26-85 |
| Tim Thorn | 123 | San Jose St.* | 10-19-74 |
| Byron Olander | 123 | North Texas | 11-22-69 |
| 164. Darnay Scott | 122 | New Mexico* | 10-23-93 |
| Webster Slaughter | 122 | New Mexico* | 11-17-84 |
| Darius Durham | 122 | vs. Air Force* | 11-29-81 |
| Dwight McDonald | 122 | at Arizona | 11-14-74 |
| 168. Derrick Lewis | 121 | at Kansas | 9-25-99 |
| Webster Slaughter | 121 | Stanford | 10-5-85 |
| Ron Smith | 121 | (13) Florida St. | 11-19-77 |
| 171. Az Hakim | 120 | Oklahoma | 9-21-96 |
| Az Hakim | 120 | at Texas-El Paso* | 10-28-95 |
| Patrick Rowe | 120 | Utah* | 11-3-90 |
| Darius Durham | 120 | (12) Iowa St. | 10-10-81 |
| Don Warren | 120 | at Long Beach St.* | 10-28-78 |
| Ken Burrow | 120 | Fresno St.* | 10-31-70 |
| Gary Garrison | 120 | at Cal Poly Pomona | 9-19-64 |
| 178. Chaz Schilens | 119 | at Hawai'i | 12-3-05 |
| Will Blackwell | 119 | Nevada | 9-28-95 |
| Chris Hardy | 119 | Air Force* | 10-25-86 |
| Marv Owens | 119 | at San Jose St.* | 11-6-71 |
| Tim Delaney | 119 | Texas Southern | 10-12-68 |
| 183. Dennis Arey | 117 | Long Beach St. | 9-15-90 |
| Jimmy Raye | 117 | Pacific | 10-21-89 |
| Robert Claiborne | 117 | at Utah* | 9-30-89 |
| Bobby Taylor | 117 | at Wyoming* | 10-25-80 |
| Ken Burrow | 117 | Long Beach St.* | 10-20-70 |
| 188. Marshall Faulk | 116 | Brigham Young* | 11-16-91 |
| Patrick Rowe | 116 | at (4) Brigham Young* | 9-22-90 |
| Webster Slaughter | 116 | at (12) UCLA | 9-21-85 |

| | | | |
|------------------------|-----|------------------------|----------|
| Gary Garrison | 116 | at San Jose St. | 11-18-64 |
| 192. Jeff Webb | 115 | Wyoming* | 11-19-05 |
| Jim Sandusky | 115 | Long Beach St. | 8-10-83 |
| Tim Delaney | 115 | Long Beach St.* | 11-20-70 |
| Ken Burrow | 115 | at UT-Arlington | 10-18-69 |
| 196. Webster Slaughter | 114 | Long Beach St. | 9-14-85 |
| Nate Ferguson | 114 | Long Beach St.* | 10-26-74 |
| Haven Moses | 114 | Utah St. | 11-25-67 |
| 199. Darnay Scott | 113 | at Utah* | 10-30-93 |
| Patrick Rowe | 113 | Colorado St.* | 9-11-91 |
| Webster Slaughter | 113 | at Wyoming* | 11-9-85 |
| Steve Sapler | 113 | at Missouri | 9-8-79 |
| Byron Olander | 113 | UC Santa Barbara* | 10-25-69 |
| Gary Garrison | 113 | at Northern Arizona | 11-20-65 |
| 205. Merton Harris | 112 | Wyoming* | 11-2-91 |
| Patrick Rowe | 112 | Air Force* | 9-29-90 |
| Kerry Reed-Martin | 112 | Colorado St.* | 11-14-87 |
| Craig Scoggins | 112 | at Cal St. Los Angeles | 10-16-65 |
| David Turner | 112 | Long Beach St. | 11-12-77 |
| Ken Burrow | 112 | Brigham Young | 10-3-70 |
| 211. Jeff Baker | 111 | Iowa St. | 11-28-70 |
| 212. Nathaniel Jacquet | 110 | Fresno St.* | 11-23-96 |
| Will Blackwell | 110 | Colorado St.* | 11-25-95 |
| Jimmy Raye | 110 | at New Mexico* | 11-17-90 |
| Webster Slaughter | 110 | Utah* | 10-19-85 |
| 216. Damon Gourdine | 109 | Texas-El Paso* | 11-21-98 |
| Jim Sandusky | 109 | Wyoming* | 11-12-83 |
| Jim Beatrow | 109 | at Colorado St.* | 11-12-81 |
| Bull Williams | 109 | (12) Iowa St. | 10-10-81 |
| Bobby Taylor | 109 | Miami (Fla.) | 10-13-79 |
| Darold Nogle | 109 | New Mexico St. | 10-13-73 |
| 222. Az Hakim | 108 | at (3) Washington | 9-13-97 |
| Kenny Moore | 108 | at New Mexico* | 9-27-86 |
| 224. Jeff Webb | 107 | at (17) Michigan | 9-18-04 |
| Az Hakim | 107 | at Wisconsin | 9-10-97 |
| DeAndre Maxwell | 107 | at Minnesota | 9-17-94 |
| Lonnie Moore | 107 | UNLV | 11-10-80 |
| Bobby Taylor | 107 | (12) Missouri | 9-27-80 |
| Duke Ferguson | 107 | New Mexico St. | 10-18-75 |
| 230. Jesus Reyes | 106 | San Jose St.* | 11-8-97 |
| Greg Moses | 106 | Iowa St. | 12-1-73 |
| Az Hakim | 106 | Nevada | 9-28-95 |
| Monty Gilbreath | 106 | Wyoming* | 10-8-88 |
| Ron Smith | 106 | at San Jose St. | 11-26-77 |
| 235. Derrick Lewis | 105 | Wyoming* | 11-27-99 |
| Darnay Scott | 105 | at Brigham Young* | 9-10-92 |
| Dennis Arey | 105 | Texas-El Paso* | 11-24-90 |
| Kerry Reed-Martin | 105 | Stanford | 10-17-87 |
| Dennis Pearson | 105 | at Fresno St. | 10-8-77 |
| Dwight McDonald | 105 | Tampa | 9-21-74 |
| Tom Nettles | 105 | Texas Southern | 10-12-68 |
| Haven Moses | 105 | Cal Poly SLO* | 9-30-67 |
| 243. Dennis Arey | 104 | Air Force* | 9-29-90 |
| Dwight McDonald | 104 | New Mexico St. | 11-16-74 |
| Volney Quinlan | 104 | Arizona St. | 10-20-51 |
| 246. Az Hakim | 103 | San Jose St. | 10-21-95 |
| Monty Gilbreath | 103 | Cal St. Fullerton | 9-23-89 |
| Steve Stapler | 103 | Utah* | 12-2-78 |
| Gary Garrison | 103 | Cal Western | 11-21-64 |
| 250. Patrick Rowe | 102 | at Texas-El Paso* | 10-19-91 |
| Patrick Rowe | 102 | (2) Miami (Fla.) | 12-1-90 |
| Dennis Arey | 102 | Utah* | 11-3-90 |
| Monty Gilbreath | 102 | New Mexico* | 11-21-87 |
| Vince Warren | 102 | Texas-El Paso* | 11-16-85 |
| Jim Sandusky | 102 | California | 9-10-83 |
| Phil Smith | 102 | Oklahoma St. | 11-27-82 |

| | | | |
|-------------------|-----|------------------------|----------|
| Steve Stapler | 102 | at Colorado St.* | 10-20-79 |
| Roger Clark | 102 | UC Santa Barbara | 10-26-63 |
| 259. Jeff Webb | 101 | Nevada | 9-25-04 |
| Lonnie Mitchell | 101 | at Utah* | 10-23-99 |
| Will Blackwell | 101 | (16) Wyoming* | 11-7-96 |
| Curtis Shearer | 101 | at Colorado St.* | 10-31-92 |
| Patrick Rowe | 101 | at Utah* | 10-26-91 |
| Dennis Arey | 101 | (2) Miami (Fla.) | 12-1-90 |
| Kerry Reed-Martin | 101 | at Brigham Young* | 11-7-87 |
| Jim Sandusky | 101 | at New Mexico* | 11-19-83 |
| Dennis Pearson | 101 | Cal St. Fullerton | 9-10-77 |
| Tim Delaney | 101 | Cal St. Los Angeles* | 9-26-70 |
| Craig Scoggins | 101 | at Cal St. Northridge* | 11-13-65 |
| Craig Scoggins | 101 | Cal Poly SLO* | 10-2-65 |
| 271. Darnay Scott | 100 | at New Mexico* | 10-3-92 |
| Don Roberts | 100 | vs. Air Force* | 11-29-81 |
| Vollon Dixon | 100 | at San Jose St.* | 11-15-75 |
| Byron Olander | 100 | Pacific* | 11-8-69 |

Multiple 100-Yard Receiving Games

42 times, SDSU is 27-12-3 when multiple players have 100 yards or more receiving

| Date | Opponent | Yds. | No. | TDs |
|----------|---------------------------------|------|-----|-----|
| 10-26-63 | UC Santa Barbara (W, 42-14) | | | |
| | Neal Petties | 125 | 6 | 1 |
| | Roger Clark | 102 | 5 | 2 |
| 11-5-66 | North Dakota St. (W, 36-0) | | | |
| | Craig Scoggins | 161 | 9 | 0 |
| | Haven Moses | 130 | 6 | 1 |
| 11-26-66 | Cal St. Los Angeles* (W, 39-12) | | | |
| | Craig Scoggins | 239 | 15 | 2 |
| | Haven Moses | 193 | 9 | 0 |
| 10.12.68 | Texas Southern (W, 42-23) | | | |
| | Tim Delaney | 119 | 9 | 0 |
| | Tom Nettles | 105 | 4 | 0 |
| 10-25-69 | UC Santa Barbara* (W, 55-13) | | | |
| | Ken Burrow | 139 | 7 | 2 |
| | Tom Reynolds | 128 | 6 | 3 |
| | Byron Olander | 113 | 7 | 1 |
| 11-8-69 | Pacific* (W, 58-32) | | | |
| | Tom Reynolds | 178 | 11 | 3 |
| | Tim Delaney | 133 | 8 | 3 |
| | Byron Olander | 100 | 7 | 0 |
| 11-22-69 | North Texas St. (W, 42-24) | | | |
| | Tim Delaney | 183 | 12 | 1 |
| | Byron Olander | 123 | 7 | 1 |
| 10-3-70 | Brigham Young (W, 31-11) | | | |
| | Jeff Baker | 134 | 4 | 1 |
| | Ken Burrow | 112 | 5 | 1 |
| 11-28-70 | Iowa St. (L, 22-28) | | | |
| | Ken Burrow | 130 | 6 | 2 |
| | Jeff Baker | 111 | 4 | 0 |
| 10-21-72 | Bowling Green (W, 35-19) | | | |
| | Isaac Curtis | 162 | 5 | 2 |
| | Tim Boyer | 132 | 7 | 1 |
| 11-3-73 | at San Jose St.* (T, 27-27) | | | |
| | Keith Denson | 164 | 8 | 2 |
| | Darold Nogle | 160 | 8 | 1 |
| 12-1-73 | Iowa St. (W, 41-28) | | | |
| | Keith Denson | 147 | 6 | 2 |
| | Greg Moses | 106 | 5 | 2 |
| 9-21-74 | Tampa (W, 28-25) | | | |
| | Nate Ferguson | 151 | 4 | 1 |
| | Dwight McDonald | 105 | 5 | 1 |
| 10-10-81 | (12) Iowa State (W, 52-31) | | | |

06 SEASON

COACHES

PLAYERS

REVIEW

OPPONENTS

RECORDS

HISTORY

UNIVERSITY

RECEIVING

'06 SEASON

COACHES

PLAYERS


REVIEW

OPPONENTS

RECORDS

HISTORY

| | | | | |
|----------|------------------------------|-----|----|---|
| | Darius Durham | 120 | 6 | 2 |
| | Bull Williams | 109 | 8 | 0 |
| 11-29-81 | vs. Air Force* (L, 16-21) | | | |
| | Darius Durham | 122 | 6 | 0 |
| | Don Roberts | 100 | 11 | 1 |
| 11-27-82 | Oklahoma St. (W, 35-6) | | | |
| | Phil Smith | 102 | 5 | 1 |
| | Clinton Sampson | 141 | 4 | 2 |
| 11-12-83 | Wyoming* (L, 21-33) | | | |
| | Vince Warren | 137 | 7 | 1 |
| | Jim Sandusky | 109 | 4 | 1 |
| 10-26-85 | Oregon (L, 37-49) | | | |
| | Webster Slaughter | 168 | 15 | 2 |
| | Kenny Moore | 123 | 6 | 0 |
| 9-23-89 | Cal St. Fullerton (T, 41-41) | | | |
| | Robert Claiborne | 137 | 6 | 0 |
| | Monty Gilbreath | 103 | 7 | 1 |
| 9-30-89 | at Utah* (W, 38-27) | | | |
| | Monty Gilbreath | 142 | 7 | 0 |
| | Robert Claiborne | 117 | 9 | 1 |
| 11-4-89 | New Mexico* (W, 45-28) | | | |
| | Robert Claiborne | 157 | 7 | 1 |
| | Jimmy Raye | 142 | 8 | 1 |
| 9-29-90 | Air Force* (W, 48-18) | | | |
| | Patrick Rowe | 112 | 5 | 1 |
| | Dennis Arey | 104 | 4 | 2 |
| 10-6-90 | at Wyoming* (L, 51-52) | | | |
| | Patrick Rowe | 174 | 10 | 1 |
| | Dennis Arey | 171 | 8 | 3 |
| 11-3-90 | Utah* (W, 66-14) | | | |
| | Patrick Rowe | 120 | 7 | 2 |
| | Dennis Arey | 102 | 7 | 2 |
| 11-10-90 | Hawai'i* (W, 44-38) | | | |
| | Jimmy Raye | 209 | 10 | 1 |
| | Patrick Rowe | 155 | 6 | 0 |
| 11-17-90 | at New Mexico* (W, 40-34) | | | |
| | Dennis Arey | 150 | 8 | 0 |
| | Patrick Rowe | 131 | 6 | 0 |
| | Jimmy Raye | 110 | 8 | 2 |



Patrick Rowe owns the school record for most consecutive 100-yard receiving games when he went over the century mark in nine straight outings in 1990.

| | | | | |
|----------|-----------------------------|-----|----|---|
| 11-24-90 | Texas-El Paso* (W, 53-31) | | | |
| | Patrick Rowe | 161 | 7 | 1 |
| | Dennis Arey | 105 | 8 | 0 |
| 12-1-90 | (2) Miami (L, 28-30) | | | |
| | Patrick Rowe | 102 | 9 | 0 |
| | Dennis Arey | 101 | 7 | 1 |
| 11-16-91 | Brigham Young* (T, 52-52) | | | |
| | Darnay Scott | 243 | 8 | 2 |
| | Marshall Faulk | 116 | 6 | 2 |
| 9-28-95 | Nevada (W, 30-27) | | | |
| | Will Blackwell | 119 | 8 | 1 |
| | Az Hakim | 106 | 5 | 1 |
| 10-21-95 | San Jose St. (W, 49-20) | | | |
| | DeAndre Maxwell | 131 | 5 | 2 |
| | Az Hakim | 103 | 3 | 2 |
| 11-18-95 | at Hawai'i* (W, 49-10) | | | |
| | Will Blackwell | 136 | 7 | 1 |
| | Az Hakim | 123 | 4 | 1 |
| 9-14-96 | at California (L, 37-42) | | | |
| | Will Blackwell | 280 | 11 | 4 |
| | Az Hakim | 140 | 6 | 0 |
| 11-7-96 | (16) Wyoming* (W, 28-24) | | | |
| | Leandrew Childs | 152 | 11 | 1 |
| | Will Blackwell | 101 | 8 | 0 |
| 11-23-96 | Fresno St.* (W, 31-21) | | | |
| | Will Blackwell | 145 | 8 | 1 |
| | Nathaniel Jacquet | 110 | 5 | 0 |
| 9-5-97 | Navy (W, 45-31) | | | |
| | Az Hakim | 172 | 6 | 2 |
| | Taj Johnson | 163 | 6 | 1 |
| 9-14-02 | Arizona St. (L, 28-39) | | | |
| | J.R. Tolver | 296 | 12 | 1 |
| | Kassim Osgood | 158 | 10 | 1 |
| 9-21-02 | at Idaho (L, 38-48) | | | |
| | J.R. Tolver | 184 | 14 | 3 |
| | Kassim Osgood | 178 | 6 | 1 |
| 11-23-02 | at Air Force* (W, 38-34) | | | |
| | J.R. Tolver | 126 | 13 | 0 |
| | Kassim Osgood | 123 | 12 | 1 |
| 12-7-02 | at Hawai'i (L, 40-41) | | | |
| | J.R. Tolver | 283 | 18 | 2 |
| | Kassim Osgood | 126 | 5 | 1 |
| 9-18-04 | at (17) Michigan (L, 21-24) | | | |
| | Robert Ortiz | 125 | 7 | 1 |
| | Jeff Webb | 107 | 11 | 1 |
| 12-3-05 | at Hawai'i (L, 38-49) | | | |
| | Jeff Webb | 142 | 13 | 2 |
| | Chaz Schilens | 119 | 8 | 1 |

Consecutive 100-Yd. Receiving Gms.

| Date | Opponent | Yds. | No. | TDs |
|--------------------------|--------------------------|------|-----|-----|
| Patrick Rowe - 9 | | | | |
| 9-22-90 | at (4) Brigham Young* | 116 | 6 | 1 |
| 9-29-90 | Air Force* | 112 | 5 | 1 |
| 10-6-90 | at Wyoming* | 174 | 10 | 1 |
| 10-13-90 | at UCLA | 224 | 11 | 1 |
| 11-3-90 | Utah* | 120 | 7 | 2 |
| 11-10-90 | Hawai'i* | 155 | 6 | 0 |
| 11-17-90 | at New Mexico* | 131 | 6 | 0 |
| 11-24-90 | Texas-El Paso* | 161 | 7 | 1 |
| 12-1-90 | (2) Miami | 102 | 9 | 0 |
| Gary Garrison - 7 | | | | |
| 10-24-64 | at UC Santa Barbara | 149 | 9 | 1 |
| 10-31-64 | Fresno State* | 289 | 11 | 4 |
| 11-14-64 | San Fernando Valley St.* | 146 | 7 | 2 |
| 11-21-64 | Cal Western | 103 | 14 | 1 |

| | | | | |
|-----------------------------|-----------------------|-----|----|---|
| 11-28-64 | at San Jose State | 116 | 6 | 1 |
| 9-18-65 | Pacific | 126 | 10 | 2 |
| 9-25-65 | Akron | 152 | 10 | 1 |
| Tim Delaney - 5 | | | | |
| 11-1-69 | at Fresno State* | 162 | 10 | 1 |
| 11-8-69 | Pacific* | 133 | 8 | 3 |
| 11-15-69 | New Mexico State | 275 | 16 | 6 |
| 11-22-69 | North Texas State | 183 | 12 | 1 |
| 11-29-69 | Long Beach State* | 203 | 13 | 2 |
| Kassim Osgood - 4 | | | | |
| 9-7-02 | at (17) Colorado | 178 | 14 | 0 |
| 9-14-02 | Arizona State | 158 | 10 | 1 |
| 9-21-02 | at Idaho | 178 | 6 | 1 |
| 9-28-02 | UCLA | 145 | 10 | 1 |
| Darnay Scott - 4 | | | | |
| 9-11-93 | at California | 160 | 7 | 2 |
| 9-18-93 | at Air Force* | 217 | 11 | 2 |
| 9-25-93 | Minnesota | 139 | 9 | 2 |
| 9-30-93 | UCLA | 148 | 8 | 1 |
| Dennis Arey - 4 | | | | |
| 9-15-90 | Long Beach State | 117 | 4 | 1 |
| 9-22-90 | at (4) Brigham Young* | 133 | 11 | 0 |
| 9-29-90 | Air Force* | 104 | 4 | 2 |
| 10-6-90 | at Wyoming* | 171 | 8 | 3 |
| Kassim Osgood - 3 | | | | |
| 11-15-02 | Colorado State* | 170 | 10 | 1 |
| 11-23-02 | at Air Force* | 123 | 12 | 1 |
| 12-7-02 | at Hawai'i | 126 | 5 | 1 |
| Az Hakim - 3 | | | | |
| 9-5-97 | Navy | 172 | 6 | 2 |
| 9-13-97 | at Washington | 108 | 7 | 0 |
| 9-20-97 | at Wisconsin | 107 | 10 | 1 |
| Will Blackwell - 3 | | | | |
| 11-7-96 | Wyoming* | 101 | 8 | 0 |
| 11-16-96 | at UNLV* | 196 | 12 | 1 |
| 11-23-96 | Fresno State* | 145 | 8 | 1 |
| Az Hakim - 3 | | | | |
| 9-7-96 | Idaho | 174 | 6 | 1 |
| 9-14-96 | at California | 140 | 6 | 0 |
| 9-21-96 | Oklahoma | 120 | 6 | 3 |
| Dennis Arey - 3 | | | | |
| 11-17-90 | at New Mexico* | 150 | 8 | 0 |
| 11-24-90 | Texas-El Paso* | 105 | 8 | 0 |
| 12-1-90 | (2) Miami | 101 | 7 | 1 |
| Robert Claiborne - 3 | | | | |
| 9-23-89 | Cal State Fullerton | 137 | 6 | 0 |
| 9-30-89 | at Utah* | 117 | 9 | 1 |
| 10-7-89 | at (20) Hawai'i* | 144 | 7 | 1 |
| Jim Sandusky - 3 | | | | |
| 10-1-83 | at Hawai'i* | 162 | 8 | 2 |
| 10-8-83 | Long Beach State | 115 | 11 | 0 |
| 10-15-83 | at Colorado State* | 131 | 5 | 1 |
| Dwight McDonald - 3 | | | | |
| 11-16-74 | New Mexico State | 104 | 7 | 1 |
| 11-23-74 | Bowling Green | 173 | 11 | 1 |
| 11-30-74 | Utah State | 150 | 11 | 2 |
| Tom Reynolds - 3 | | | | |
| 11-20-71 | Arizona | 140 | 9 | 0 |
| 11-27-71 | Iowa State | 151 | 10 | 3 |
| 12-4-71 | North Texas State | 172 | 9 | 1 |
| Tom Nettles - 3 | | | | |
| 9-28-68 | at Montana State | 136 | 6 | 1 |
| 10-12-68 | Texas Southern | 105 | 4 | 0 |
| 10-19-68 | Cal State Los Angeles | 124 | 5 | 1 |

TOTAL OFFENSE

TEAM RECORDS

*Bold indicates career record or record set in 2005 by current Aztec. * - Indicates conference game.*

Most Plays

Game: 110, vs. North Texas State, 11/22/69
Season: 955, in 1991 (8-4-1)

Fewest Plays

Game: 41, at (9) Ohio State, 9/17/05
Season: 418, in 1959 (1-6-1); record since 1963

Most Yards

Game: 769, vs. New Mexico State, 11/15/69
Season: 5,798, in 1990 (6-5)

Fewest Yards

Game: 122, at Brigham Young*, 10/29/98
Season: 1,397, in 1960 (1-6-1)

Most Yards Per Game

Season: 527.9, in 1990 (6-5)

Fewest Yards Per Game

Season: 139.7, in 1960 (6-5)

Most Yards Per Play

Season: 6.55, in 1995 (8-4)

Team Single-Season Highs

| Attempts | Yards Per Game |
|-------------------------|----------------------------|
| 1. 955, in 1991 (8-4-1) | 1. 532.2, in 1969 (11-0) |
| 2. 954, in 2002 (4-9) | 2. 527.9, in 1990 (6-5) |
| 3. 951, in 1989 (6-5-1) | 3. 482.1, in 1995 (8-4) |
| 4. 927, in 1990 (6-5) | 4. 478.3, in 1991 (8-4-1) |
| 5. 924, in 1987 (5-7) | 5. 476.5, in 1996 (8-3) |
| 6. 914, in 1993 (8-4) | 6. 467.5, in 1989 (6-5-1) |
| 7. 883, in 1995 (8-4) | 7. 465.5, in 1993 (6-6) |
| 8. 881, in 1970 (9-2) | 8. 438.6, in 1987 (5-7) |
| 9. 870, in 1980 (4-8) | 9. 436.8, in 1985 (5-6-1) |
| 10. 866, in 1982 (7-5) | 10. 434.3, in 1973 (9-1-1) |

| Yards | Touchdowns |
|---------------------------|------------------------|
| 1. 5,798, in 1990 (6-5) | 1. 61, in 1969 (11-0) |
| 2. 5,785, in 1995 (8-4) | 2. 57, in 1990 (6-5) |
| 3. 5,739, in 1991 (8-4-1) | 3. 51, in 1996 (8-3) |
| 4. 5,610, in 1989 (6-5-1) | 51, in 1995 (8-4) |
| 5. 5,586, in 1993 (6-6) | 51, in 1993 (8-4) |
| 6. 5,322, in 1969 (11-0) | 6. 47, in 1965 (8-2) |
| 7. 5,263, in 1987 (5-7) | 47, in 1951 (10-0-1) |
| 8. 5,250, in 2002 (4-9) | 8. 46, in 1987 (5-7) |
| 9. 5,242, in 1985 (5-6-1) | 46, in 1968 (9-0-1) |
| 10. 5,241, in 1996 (8-3) | 10. 45, in 1977 (10-1) |

Single-Game Most Yardage

| Rk. | Opponent (Plays) Date | Yards |
|-----|---|-------|
| 1. | New Mexico St. (81), Nov. 15, 1969 | .769 |
| 2. | Mexico Polytechnic (56), Sept. 17, 1966 | .730 |
| 3. | Pacific (99), Sept. 14, 1991 | .699 |
| 4. | Brigham Young* (79), Nov. 16, 1991 | .695 |
| 5. | Texas-El Paso* (95), Nov. 24, 1990 | .688 |
| | at New Mexico* (95), Nov. 17, 1990 | .688 |
| 7. | Long Beach St. (84), Oct. 24, 1987 | .676 |
| 8. | (23) Hawai'i* (83), Nov. 14, 1992 | .675 |
| 9. | at UNLV* (76), Nov. 16, 1996 | .670 |
| 10. | at Utah* (86), Sept. 30, 1989 | .659 |

Single-Game Most Offensive Plays

| Rk. | Opponent (Yards) Date | Plays |
|-----|---|-------|
| 1. | North Texas St. (634), Nov. 22, 1969 | .110 |
| 2. | Texas-El Paso* (492), Nov. 17, 1979 | .102 |
| 3. | at (4) Brigham Young* (496), Sept. 22, 1990 | .101 |
| 4. | Pacific (699), Sept. 14, 1991 | .99 |
| | North Texas St. (417), Dec. 4, 1971 | .99 |
| 6. | at (1) Miami (427), Nov. 30, 1991 | .97 |
| | at Long Beach St. (524), Oct. 28, 1978 | .97 |
| 8. | (25) UCLA (380), Sept. 30, 1993 | .96 |
| | at Wyoming* (530), Nov. 9, 1985 | .96 |
| | (19) at Iowa St. (496), Sept. 16, 1978 | .96 |

INDIVIDUAL RECORDS

Most Plays

Game: 70, Todd Santos vs. Stanford, 10/17/87
Season: 584, Matt Kofler, 1981
Career: 1,722, Todd Santos, 1984-85-86-87

Most Yards

Game: 528, David Lowery vs. BYU*, 11/16/91
 and
 Dan McGwire at New Mexico*, 10/17/87
Season: 3,688, Todd Santos, 1987
Career: 10,513, Todd Santos, 1984-85-86-87

Touchdowns Responsible For

Game: 9, Dennis Shaw vs. N.M. State, 11/15/69
Season: 45, Dennis Shaw, 1969
Career: 71, Todd Santos, 1984-85-86-87


Games with 100 Yards Passing and 100 Yards Rushing

Career: 1, Kevin O'Connell at BYU*, 11/6/04
 (229 passing, 101 rushing)
 1, Joe Turpin vs. Cal Poly SLO, 9/30/67
 (102 passing, 116 rushing)

YARDAGE

Game

| Pl. Player (Rk.) Opponent, Date | Yards | |
|---|---|------|
| 1. David Lowery vs. Brigham Young*, Nov. 16, 1991 | .528 | |
| | Dan McGwire at New Mexico*, Nov. 17, 1990 | .528 |
| 3. Dennis Shaw vs. So. Mississippi, Nov. 9, 1968 | .526 | |
| 4. Matt Kofler vs. (12) Iowa St., Oct. 10, 1981 | .517 | |
| 5. Mark McKay at Hawai'i*, Nov. 6, 1982 | .510 | |



In 2004 at Brigham Young, Kevin O'Connell became the second player in Aztec history to pass and rush for 100 yards in the same game.

| | | |
|---|---|------|
| 6. Todd Santos vs. Stanford, Oct. 17, 1987 | .504 | |
| 7. Dan McGwire vs. Utah*, Sept. 30, 1989 | .498 | |
| 8. Adam Hall vs. Arizona St., Sept. 14, 2002 | .497 | |
| 9. Adam Hall at Idaho, Sept. 21, 2002 | .496 | |
| 10. Matt Kofler vs. Texas-El Paso*, Nov. 21, 1981 | .452 | |
| | Jesse Freitas at Fresno St.*, Nov. 17, 1973 | .452 |

Season

| Pl. Player, Season | Yards |
|--------------------------|--------|
| 1. Todd Santos, 1987 | .3,688 |
| 2. Dan McGwire, 1990 | .3,664 |
| 3. Matt Kofler, 1981 | .3,528 |
| 4. Dan McGwire, 1989 | .3,423 |
| 5. Billy Blanton, 1995 | .3,324 |
| 6. Dennis Shaw, 1969 | .3,197 |
| 7. Billy Blanton, 1996 | .3,161 |
| 8. Adam Hall, 2002 | .3,143 |
| 9. Kevin O'Connell, 2005 | .3,065 |
| 10. Jesse Freitas, 1973 | .2,901 |

Season Per Game

| Pl. Player, Season | YPG |
|------------------------|--------|
| 1. Dan McGwire, 1990 | .333.1 |
| 2. Matt Kofler, 1981 | .320.7 |
| 3. Todd Santos, 1987 | .307.3 |
| 4. Dennis Shaw, 1969 | .290.6 |
| 5. Billy Blanton, 1986 | .287.4 |

Career

| Pl. Player, Seasons | Yards |
|---------------------------------|---------|
| 1. Todd Santos, 1984-85-86-87 | .10,513 |
| 2. Billy Blanton, 1993-94-95-96 | .8,014 |
| 3. Dan McGwire, 1989-90 | .7,087 |
| 4. David Lowery, 1989-91-92-93 | .5,991 |
| 5. Brian Sipe, 1969-70-71 | .5,374 |
| 6. Dennis Shaw, 1968-69 | .5,371 |
| 7. Adam Hall, 2001-02-03 | .5,007 |


TOTAL OFFENSE

UNIVERSITY HISTORY RECORDS OPPONENTS REVIEW PLAYERS COACHES '06 SEASON

ANNUAL LEADERS

| Year | Player | Cl. | NR | CR | Att. | Yds. | Avg. | TDs |
|------|-----------------|-----|----|----|-------|-------|-------|-----|
| 1947 | John Simcox | Jr. | | | 317 | 295 | 612 | 8 |
| 1948 | John Simcox | Sr. | | | 665 | 88 | 753 | 6 |
| 1949 | Leon Parma | Jr. | | | 603 | -30 | 573 | 9 |
| 1950 | Art Preston | Jr. | | | 0 | 780 | 780 | 7 |
| 1951 | Jesse Thompson | Sr. | | | 1,304 | -113 | 1,191 | 13 |
| 1952 | Norm Nygaard | So. | | | 0 | 1,016 | 1,016 | 9 |
| 1953 | Norm Nygaard | Jr. | | | 0 | 889 | 889 | 12 |
| 1954 | Norm Nygaard | Sr. | | | 0 | 714 | 714 | 4 |
| 1955 | Don Magee | So. | | | 792 | -155 | 637 | 4 |
| 1956 | Claude Lewis | Sr. | | | 0 | 470 | 470 | 4 |
| 1957 | Joe Duke | So. | | | 719 | -3 | 716 | 5 |
| 1958 | Joe Duke | Jr. | | | 787 | -122 | 665 | 7 |
| 1959 | Joe Duke | Sr. | | | 696 | 47 | 745 | 8 |
| 1960 | Russ Boehmke | So. | | | 293 | 111 | 404 | 2 |
| 1961 | Wayne Sevier | Jr. | | | 463 | 319 | 782 | 13 |
| 1962 | Wayne Sevier | Sr. | | 3 | 578 | 289 | 867 | 9 |
| 1963 | Rod Dowhower | Jr. | | 3 | 1,136 | 98 | 1,234 | 16 |
| 1964 | Rod Dowhower | Sr. | | 1 | 1,728 | 6 | 1,734 | 27 |
| 1965 | Don Horn | Jr. | | | 1,688 | -66 | 1,622 | 23 |
| 1966 | Don Horn | Sr. | | 2 | 2,234 | -38 | 2,196 | 21 |
| 1967 | Joe Turpen | Jr. | | | 495 | 284 | 779 | 11 |
| 1968 | Dennis Shaw | Jr. | | | 2,139 | 35 | 2,174 | 27 |
| 1969 | Dennis Shaw | Sr. | | 1 | 3,185 | 12 | 3,197 | 45 |
| 1970 | Brian Sipe | Jr. | 7 | 1 | 2,618 | -196 | 2,422 | 23 |
| 1971 | Brian Sipe | Sr. | | 1 | 2,532 | -204 | 2,328 | 17 |
| 1972 | Bill Donckers | Sr. | | 5 | 1,325 | 223 | 1,558 | 14 |
| 1973 | Jesse Freitas | Sr. | 1 | 1 | 2,993 | -92 | 2,901 | 23 |
| 1974 | Craig Penrose | Jr. | 20 | 4 | 1,683 | -78 | 1,605 | 12 |
| 1975 | Craig Penrose | Sr. | 2 | 1 | 2,660 | -191 | 2,469 | 15 |
| 1976 | David Turner | Jr. | | | 16 | 982 | 998 | 7 |
| 1977 | Joe Davis | Sr. | | | 2,260 | -152 | 2,208 | 25 |
| 1978 | Mark Halda | So. | | | 2,262 | -99 | 2,163 | 14 |
| 1979 | Mark Halda | Jr. | | | 1,684 | -132 | 1,552 | 11 |
| 1980 | Matt Kofler | Jr. | | | 1,139 | 24 | 1,163 | 10 |
| 1981 | Matt Kofler | Sr. | | | 3,337 | 191 | 3,528 | 28 |
| 1982 | Mark McKay | Jr. | | | 1,985 | 4 | 1,989 | 12 |
| 1983 | Mark McKay | Sr. | | | 2,490 | -185 | 2,305 | 15 |
| 1984 | Todd Santos | Fr. | | | 2,063 | -233 | 1,830 | 9 |
| 1985 | Todd Santos | So. | | | 2,877 | -111 | 2,766 | 21 |
| 1986 | Todd Santos | Jr. | | | 2,553 | -324 | 2,229 | 15 |
| 1987 | Todd Santos | Sr. | 1 | 1 | 3,932 | -244 | 3,688 | 26 |
| 1988 | Brad Platt | Sr. | | | 1,466 | -190 | 1,276 | 6 |
| 1989 | Dan McGwire | Jr. | | | 3,651 | -228 | 3,423 | 18 |
| 1990 | Dan McGwire | Sr. | | | 3,833 | -169 | 3,664 | 28 |
| 1991 | David Lowery | So. | | | 2,575 | 15 | 2,590 | 22 |
| 1992 | David Lowery | Jr. | | | 2,632 | -71 | 2,561 | 21 |
| 1993 | Tim Gutierrez | Jr. | | | 3,033 | -209 | 2,824 | 24 |
| 1994 | Tim Gutierrez | Sr. | | | 1,575 | -76 | 1,499 | 11 |
| 1995 | Billy Blanton | Jr. | | | 3,300 | 24 | 3,324 | 23 |
| 1996 | Billy Blanton | Sr. | | | 3,221 | -60 | 3,161 | 30 |
| 1997 | Kevin McKechnie | Sr. | | | 1,449 | -23 | 1,426 | 11 |
| 1998 | Brian Russell | So. | | 11 | 1,438 | 176 | 1,614 | 13 |
| 1999 | Jack Hawley | Jr. | | 3 | 1,942 | 90 | 2,032 | 16 |
| 2000 | Lon Sheriff | So. | 50 | 4 | 2,163 | -162 | 2,001 | 7 |
| 2001 | Larry Ned | Sr. | | 9 | 0 | 1,549 | 1,549 | 15 |
| 2002 | Adam Hall | Jr. | 10 | 1 | 3,253 | -110 | 3,143 | 17 |
| 2003 | Adam Hall | Sr. | | 5 | 1,320 | -56 | 1,264 | 6 |
| 2004 | Kevin O'Connell | Fr. | 69 | 5 | 1,328 | 347 | 1,675 | 10 |
| 2005 | Kevin O'Connell | So. | 29 | 3 | 2,663 | 402 | 3,065 | 24 |

NR - national ranking in total yards per game. CR - conference ranking in total yards per game. TDR - touchdowns responsible for (passing TDs + rushing TDs).



Dan McGwire averaged 308.1 yards in total offense per game from 1989-90, ranking first in SDSU history.

- 8. Kevin O'Connell, 2004-054,740
- 9. Matt Kofler, 1980-814,691
- 10. Marshall Faulk, 1991-92-934,589

Career Per Game

(15 att.)

- | | |
|---------------------------------|-------|
| Pl. Player, Seasons | YPG |
| 1. Dan McGwire, 1989-90 | 308.1 |
| 2. Dennis Shaw, #1968-69 | 268.6 |
| 3. Billy Blanton, 1993-94-95-96 | 258.5 |
| 4. Tim Gutierrez, 1992-93-94 | 234.2 |
| 5. Kevin O'Connell, 2004-05 | 225.7 |

#Shaw's 1968 Division II season stats are included

ALL-PURPOSE YARDAGE

INDIVIDUAL RECORDS

*Bold indicates career record or record set in 2005 by current Aztec. * - Indicates conference game.*

Most Plays

- Game:** 70, Todd Santos vs. Stanford, 10/17/87
Season: 584, Matt Kofler, 1981
Career: 1,722, Todd Santos, 1984-85-86-87

Most Yards

- Season:** 2,174, Marshall Faulk, 1993
Career: 5,562, Marshall Faulk, 1991-92-93

Most Yards Per Play

- Season:** 21.8, Derrick Lewis, 2000
Career: 19.6, Patrick Rowe, 1987-88-90-91

YARDAGE

Game

| Pl. Player (Rk.) Opponent, Date | Yards |
|--|-------|
| 1. Marshall Faulk vs. Pacific, Sept. 14, 1991 | 422 |
| 2. Darnay Scott vs. Brigham Young*, Nov. 16, 1991 | 347 |
| 3. Darnay Scott vs. Texas-El Paso*, Oct. 17, 1992 | 345 |
| 4. Patrick Rowe at UCLA, Oct. 13, 1990 | 330 |
| 5. Ron Slack vs. Long Beach St., Oct. 14, 1989 | 322 |
| 6. Larry Ned vs. Eastern Illinois, Oct. 6, 2001 | 319 |
| 7. Darnay Scott vs. Fresno St.*, Nov. 21, 1992 | 317 |
| 8. George Jones vs. Fresno St.*, Oct. 14, 1995 | 306 |
| 9. Marshall Faulk vs. (23) Hawai'i*, Nov. 14, 1992 | 303 |
| 10. Marshall Faulk at Brigham Young*, Sept. 10, 1992 | 302 |

Season

| Pl. Player, Season (Plays) | Yards |
|-------------------------------|-------|
| 1. Marshall Faulk, 1993 (347) | 2,174 |



Running back Larry Ned led the Aztecs in all-purpose yards twice with 1,055 in 1999 and 1,687 in 2001.

| | |
|----------------------------------|-------|
| 2. George Jones, 1995 (317) | 1,961 |
| 3. Jim Sandusky, 1983 (103) | 1,877 |
| 4. J.R. Tolver, 2002 (136) | 1,830 |
| 5. Webster Slaughter, 1985 (134) | 1,812 |
| 6. Marshall Faulk, 1992 (283) | 1,758 |
| 7. Patrick Rowe, 1990 (87) | 1,716 |
| 8. Larry Ned, 2001 (327) | 1,687 |
| 9. Darnay Scott, 1992 (93) | 1,669 |
| David Turner, 1977 (273) | 1,669 |

Season Per Game

| Pl. Player, Season | YPG |
|-------------------------|-------|
| 1. Marshall Faulk, 1993 | 181.2 |
| 2. George Jones, 1995 | 163.4 |
| 3. Marshall Faulk, 1992 | 159.8 |
| 4. Jim Sandusky, 1983 | 156.4 |
| 5. Patrick Rowe, 1990 | 156.0 |

Career

| Pl. Player, Seasons (Plays) | Yards |
|-------------------------------------|-------|
| 1. Marshall Faulk, 1991-92-93 (848) | 5,562 |

| | |
|---|-------|
| 2. Darnay Scott, 1991-92-93 (248) | 4,658 |
| 3. Monty Gilbreath, 1986-87-88-89 (354) | 4,409 |
| 4. Patrick Rowe, 1987-88-90-91 (200) | 3,926 |
| 5. Larry Ned, 1998-99-00-01 (804) | 3,905 |
| 6. Az Hakim, 1994-95-96-97 (201) | 3,704 |
| 7. J.R. Tolver, 1999-00-01-02 (275) | 3,677 |
| 8. Chris Hardy, 1983-84-85-86 (560) | 3,591 |
| 9. Art Preston, 1949-50-51 (420) | 3,463 |
| 10. Norm Nygaard, 1952-53-54 (446) | 3,243 |

Career Per Game

(min. 15 gms.)

| Pl. Player, Seasons | YPG |
|-------------------------------|-------|
| 1. Marshall Faulk, 1991-92-93 | 179.4 |
| 2. George Jones, 1995-96 | 156.1 |
| 3. David Turner, 1976-77 | 151.3 |
| 4. Darnay Scott, 1991-92-93 | 141.2 |
| 5. Paul Hewitt, 1987-88 | 111.9 |

ANNUAL LEADERS

| Year | Player | Cl. | NR | CR | Rush | Rec. | PR | KR | IR | FR | Yards |
|------|-------------------|-----|----|----|------|-------|-----|-----|----|----|-------|
| 1970 | Tim Delaney | Sr. | | | | 794 | | | | | 794 |
| 1971 | Tom Reynolds | Sr. | | | | 1,070 | | | | | 1,070 |
| 1972 | Tim Boyer | Jr. | | | | 464 | 91 | 324 | | | 879 |
| 1973 | Keith Denson | Sr. | | | -21 | 922 | | 339 | | | 1,240 |
| 1974 | Dwight McDonald | Sr. | | | | 1,157 | | | | | 1,157 |
| 1975 | Duke Ferguson | Sr. | | | -1 | 886 | | 127 | | | 1,012 |
| 1976 | David Turner | Jr. | | | 982 | 72 | | | | | 1,054 |
| 1977 | David Turner | Sr. | | | 1252 | 417 | | | | | 1,669 |
| 1978 | Steve Stapler | Jr. | | | -1 | 490 | 13 | 552 | | | 1,054 |
| 1979 | Tony Allen | Sr. | | | 1094 | 170 | | | | | 1,264 |
| 1980 | Bobby Taylor | Sr. | | | -23 | 656 | | | | | 633 |
| 1981 | Phil Smith | Jr. | | | -2 | 476 | | 553 | | | 1,027 |
| 1982 | Phil Smith | Sr. | | | 68 | 355 | | 450 | | | 873 |
| 1983 | Jim Sandusky | Sr. | 5 | 1 | -15 | 1,171 | 381 | 340 | | | 1,877 |
| 1984 | Mike Waters | Sr. | | | 704 | 234 | | 399 | | | 1,337 |
| 1985 | Webster Slaughter | Sr. | 10 | 1 | 58 | 1,071 | 270 | 413 | | | 1,812 |
| 1986 | Chris Hardy | Sr. | | | 947 | 287 | | | | | 1,234 |
| 1987 | Paul Hewitt | Jr. | | | 1001 | 378 | | | | | 1,379 |
| 1988 | Paul Hewitt | Sr. | | | 1055 | 140 | | | | | 1,195 |
| 1989 | Monty Gilbreath | Sr. | | | 29 | 903 | 173 | 206 | | | 1,311 |
| 1990 | Patrick Rowe | Jr. | | | -4 | 1,392 | | 324 | | | 1,712 |
| 1991 | Marshall Faulk | Fr. | 3 | 1 | 1429 | 201 | | 33 | | | 1,663 |
| 1992 | Marshall Faulk | So. | 3 | 1 | 1630 | 18 | | | | | 1,758 |
| 1993 | Marshall Faulk | Jr. | | | 1530 | 644 | | | | | 2,174 |
| 1994 | Curtis Shearer | Sr. | | | 9 | 737 | | 630 | | | 1,376 |
| 1995 | George Jones | Jr. | | | 1842 | 119 | | | | | 1,961 |
| 1996 | George Jones | Sr. | | | 968 | 119 | | | | | 1,087 |
| 1997 | Jonas Lewis | So. | | 17 | 1021 | 36 | | 42 | | | 1,099 |
| 1998 | Damon Gourdine | Jr. | 26 | 4 | 26 | 649 | 294 | 539 | | | 1,508 |
| 1999 | Larry Ned | Jr. | | 9 | 894 | 161 | | | | | 1,055 |
| 2000 | Derrick Lewis | Jr. | 75 | 4 | 20 | 782 | 56 | 296 | | | 1,154 |
| 2001 | Larry Ned | Sr. | 13 | 2 | 1549 | 138 | | | | | 1,687 |
| 2002 | J.R. Tolver | Sr. | 24 | 1 | 40 | 1,785 | 5 | | | | 1,830 |
| 2003 | Lynell Hamilton | Fr. | 47 | 3 | 1087 | 100 | | | | | 1,187 |
| 2004 | Brandon Bornes | Fr. | | 9 | 578 | 27 | | 294 | | | 899 |
| 2005 | Jeff Webb | Sr. | | | 12 | 1,109 | | | | | 1,121 |

NR - national ranking in yards per game. CR - conference ranking in yards per game. In some cases, SDSU had a player with a higher YPG average but the player listed as the annual leader is the individual with the most yards in the season.

06 SEASON

COACHES

PLAYERS

REVIEW

OPPONENTS

RECORDS

HISTORY

UNIVERSITY

SCORING

TEAM RECORDS

*Bold indicates career record or record set in 2005 by current Aztec. * - Indicates conference game.*

Most Points

Quarter: 31, Cal St. Fullerton*, 10/4/75
Half: 49, vs. New Mexico State, 11/15/69
Game: 72, vs. UC Santa Barbara*, 11/21/53
Season: 464 in 1969 (11-0)

Fewest Points

Game: 0, many times;
 last time: at BYU*, 10/29/98
Season: 50, in 1942 (0-6-1) and 1921 (4-6)

Most Points Per Game

Season: 42.2, in 1969 (11-0)

Fewest Points Per Game

Season: 6.5, in 1955 (2-8)

Points in Quarter

| Pl. (Rk.) Opponent (Quarter) Date | Points |
|---|--------|
| 1. Cal State Fullerton* (1st), Oct. 4, 1975 | 31 |
| 2. Long Beach St. (3rd), Sept. 8, 1991 | 30 |
| Northern Illinois (3rd), Oct. 21, 1967 | 30 |
| 4. Fresno St.* (4th), Nov. 26, 1994 | 28 |
| Navy (2nd), Sept. 3, 1994 | 28 |
| at New Mexico* (2nd), Nov. 17, 1990 | 28 |
| Utah* (2nd), Nov. 3, 1990 | 28 |
| Utah* (1st), Sept. 12, 1987 | 28 |
| Hawai'i* (1st), Nov. 22, 1986 | 28 |
| (12) Iowa St. (3rd), Oct. 10, 1981 | 28 |
| New Mexico St (2nd), Nov. 16, 1974 | 28 |
| New Mexico St. (2nd), Nov. 15, 1969 | 28 |
| Southern Mississippi (4th), Nov. 9, 1968 | 28 |

Points in Game

| Pl. (Rk.) Opponent, Date | Points |
|--|--------|
| 1. Santa Barbara College*, Nov. 21, 1953 | 72 |
| 2. California Christian, Oct. 1, 1927 | 71 |
| 3. New Mexico St., Nov. 15, 1969 | 70 |
| 4. Cal Poly SLO*, Oct. 5, 1963 | 69 |
| 5. Southern Mississippi, Nov. 9, 1968 | 68 |
| 6. Utah*, Nov. 3, 1990 | 66 |
| 7. UC Santa Barbara*, Nov. 14, 1970 | 64 |
| Cal St. Los Angeles*, Oct. 27, 1951 | 64 |
| 9. Cal St. Fullerton*, Oct. 4, 1975 | 59 |
| Cal Poly SLO*, Oct. 3, 1964 | 59 |

Points in Season

| Pl. Season (Record) | Points |
|---------------------|--------|
| 1. 1969 (11-0) | 464 |
| 2. 1990 (6-5) | 459 |
| 3. 1996 (8-3) | 428 |
| 4. 1964 (8-2) | 423 |
| 5. 1993 (6-6) | 413 |
| 6. 1991 (8-4-1) | 403 |
| 7. 1995 (8-4) | 401 |
| 8. 1968 (9-0-1) | 377 |
| 9. 1989 (6-5-1) | 368 |

10. 1970 (9-2)364

Most Touchdowns

Quarter: 4, 10 times, most recent vs. Navy, 9-3-94
Half: 7 vs. New Mexico State, 11-15-69
Game: 10 vs. New Mexico State, 11-15-69
Season: 66 in 1969 (11-0)

Most Field Goals

Game: 4, 7 times, most recent vs. Wyo.*, 10-25-03
Season: 18, 2003 and 1990

INDIVIDUAL RECORDS

Most Points

Game: 44, Marshall Faulk vs. Pacific, 9/14/91
Season: 144, Marshall Faulk, 1993 and Paul Hewitt, 1987
Career: 376, Marshall Faulk, 1991-92-93

Most Touchdowns

Game: 7, Marshall Faulk vs. Pacific, 9/14/91
Season: 24, Marshall Faulk, 1993 and Paul Hewitt, 1987
Career: 62, Marshall Faulk, 1991-92-93

Most Extra Points

Game: 10, Al Limahelu vs. N.M. State, 11/22/69
Season: 59, Al Limahelu, 1969
Career: 170, Andy Trakas, 1989-90-91-92

Best Extra-Point Percentage

Season: 100.0%, 12 times, most recent Nate Tandberg (18-18), 2000
Career: 100.0%, Marco Morales (50-50), 1982-83 and Steve Duncan (40-40), 1977-78

Most Two-Point Conversions

Season: 3, Mario Mendez, 1963
Career: 5, Mario Mendez, 1961-62-63

Most Field Goals

Game: 4, 7 times, most recent J.C. Mejia vs. Wyoming*, 10/25/03
Season: 18, J.C. Mejia, 2003 and Andy Trakas, 1990
Career: 56, Andy Trakas, 1989-90-91-92

Most Field Goals Attempted

Game: 5, 4 times, most recent J.C. Mejia vs. Wyoming*, 10/25/03
Season: 29, J.C. Mejia, 2003
Career: 82, Andy Trakas, 1989-90-91-92

Highest Field Goal Percentage

Season: .895 (17-19), Chris O'Brien, 1985 (min. 10 att.)
Career: .875 (28-32), Chris O'Brien, 1984-85 (min. 25 att.)

Most Consecutive Field Goals Made

Career: 18, Chris O'Brien, 1984-85

Most Kick Scoring

Game: 16, 4 times, most recent Tommy Kirovski at Hawai'i, 12-7-02
Season: 107, Andy Trakas, 1990
Career: 338, Andy Trakas, 1989-90-91-92

POINTS

Game

| Pl. Player (Rk.) Opponent, Date (How Scored) | Points |
|--|--------|
| 1. Marshall Faulk vs. Pacific, 9-14-91 (7 TD, 1 2XP) | 44 |
| 2. Tim Delaney vs. New Mexico St., 11-15-69 (6 TD) | 36 |
| 3. George Jones at New Mexico*, 10-19-96 (5 TD, 1 2XP) | 32 |
| 4. George Jones vs. Fresno State*, 10-14-95 (5 TD) | 30 |
| Marshall Faulk at Hawai'i*, 10-5-91 (5 TD) | 30 |
| 6. Larry Ned vs. Wyoming*, 10-17-01 (4 TD) | 24 |
| Will Blackwell at California, 9-14-96 (4 TD) | 24 |
| Marshall Faulk at Hawai'i*, 10-9-93 (4 TD) | 24 |
| Marshall Faulk vs. Hawai'i*, 11-14-92 (4 TD) | 24 |
| Paul Hewitt vs. Air Force*, 9-11-88 (4 TD) | 24 |
| Marv Owens vs. So. Mississippi, 10-10-70 (4 TD) | 24 |

Season

| Pl. Player (Rk.), Season (How Scored) | Points |
|--|--------|
| 1. Marshall Faulk, 1993 (24 TD) | 144 |
| Paul Hewitt, 1987 (24 TD) | 144 |
| 3. Marshall Faulk, 1991 (23 TD, 1 2XP) | 140 |
| 4. George Jones, 1995 (23 TD) | 138 |
| 5. Tom Reynolds, 1969 (18 TD) | 108 |
| 6. Andy Trakas, 1990 (53 XP, 18 FG) | 107 |
| 7. Jim Allison, 1964 (16 TD) | 98 |
| 8. Marshall Faulk, 1992 (15 TD, 1 2XP) | 92 |
| 9. Larry Ned, 2001 (15 TD) | 90 |
| Chris O'Brien, 1985 (39 XP, 17 FG) | 90 |

Career

| Pl. Player (Rk.), Seasons | Points |
|---------------------------------|--------|
| 1. Marshall Faulk, 1991-92-93 | 376 |
| 2. Andy Trakas, 1989-90-91-92 | 338 |
| 3. Peter Holt, 1993-94-95-96 | 302 |
| 4. Nate Tandberg, 1997-98-99-00 | 239 |
| 5. Larry Ned, 1998-99-00-01 | 216 |
| 6. George Jones, 1995-96 | 206 |
| 7. Paul Hewitt, 1987-88 | 204 |
| 8. Art Preston, 1949-50-51 | 192 |
| 9. Gary Garrison, 1964-65 | 174 |
| Kern Carson, 1961-62-63 | 174 |

TOUCHDOWNS

Game

| Pl. Player (Rk.) Opponent, Date | TDs |
|--|-----|
| 1. Marshall Faulk vs. Pacific, Sept. 14, 1991 | 7 |
| 2. Tim Delaney vs. New Mexico St., Nov. 15, 1969 | 6 |
| 3. George Jones at New Mexico*, Oct. 19, 1996 | 5 |
| 4. George Jones vs. Fresno State*, Oct. 14, 1995 | 5 |
| Marshall Faulk at Hawai'i*, Oct. 5, 1991 | 5 |
| 6. Larry Ned vs. Wyoming*, Oct. 17, 2001 | 4 |

SCORING

Will Blackwell at California, Sept. 14, 1996 4
 Marshall Faulk at Hawai'i*, Oct. 9, 1993 4
 Marshall Faulk vs. Hawai'i*, Nov. 14, 1992 4
 Paul Hewitt vs. Air Force*, Sept. 11, 1988 4
 Marv Owens vs. So. Mississippi, Oct. 10, 1970 4

Season

| Pl. Player, Season | TDs |
|-------------------------|-----|
| 1. Marshall Faulk, 1993 | 24 |
| Paul Hewitt, 1987 | 24 |
| 3. George Jones, 1995 | 23 |
| Marshall Faulk, 1991 | 23 |
| 5. Tom Reynolds, 1969 | 18 |
| 6. Jim Allison, 1964 | 16 |
| 7. Larry Ned, 2001 | 15 |
| Marshall Faulk, 1992 | 15 |
| 9. J.R. Tolver, 2002 | 14 |
| Ron Smith, 1977 | 14 |
| Tom Nettles, 1968 | 14 |
| Gary Garrison, 1965 | 14 |
| Art Preston, 1951 | 14 |

Career

Since 1969

| Pl. Player, Seasons | TDs |
|-------------------------------|-----|
| 1. Marshall Faulk, 1991-92-93 | 62 |
| 2. George Jones, 1995-96 | 34 |
| Paul Hewitt, 1987-88 | 34 |
| 4. Will Blackwell, 1994-95-96 | 25 |
| Darnay Scott, 1991-92-93 | 25 |
| Casey Brown, 1982-83-84-85 | 25 |
| Tom Reynolds, 1969-70-71 | 25 |
| 8. Chris Hardy, 1983-84-85-86 | 23 |
| 9. Az Hakim, 1994-95-96-97 | 22 |
| 10. Larry Ned, 1998-99-00-01 | 21 |



Garrett Palmer has led the Aztecs in scoring two consecutive seasons becoming the first player since Nate Tandberg in 1999-00 to accomplish the feat.

ANNUAL LEADERS

| Year | Player | Cl. | NR | CR | TDs | 1XP | 2XP | FGs | Pts. |
|------|-----------------|-----|----|----|-----|-----|-----|-----|------|
| 1947 | John Simcox | Jr. | | | 7 | 0 | 0 | 0 | 42 |
| 1948 | Dick Simmons | Jr. | | | 5 | 0 | 0 | 0 | 30 |
| 1949 | Jim Simmons | Jr. | | | 9 | 0 | 0 | 0 | 54 |
| 1950 | Art Preston | Jr. | | | 11 | 0 | 0 | 0 | 66 |
| 1951 | Art Preston | Sr. | | | 14 | 0 | 0 | 0 | 84 |
| 1952 | Norm Nygaard | So. | | | 9 | 0 | 0 | 0 | 54 |
| 1953 | Norm Nygaard | Jr. | | | 12 | 0 | 0 | 0 | 72 |
| 1954 | Verne Dodds | Sr. | | | 5 | 8 | 0 | 0 | 38 |
| 1955 | Braxton Pinkins | So. | | | 2 | 0 | 0 | 0 | 12 |
| | Jim Pyles | So. | | | 2 | 0 | 0 | 0 | 12 |
| | Hugh Simpson | Sr. | | | 2 | 0 | 0 | 0 | 12 |
| | Al Canizales | Jr. | | | 2 | 0 | 0 | 0 | 12 |
| 1956 | Harold Jackson | Jr. | | | 7 | 0 | 0 | 0 | 42 |
| 1957 | Cecil McGehee | Jr. | | | 3 | 0 | 0 | 0 | 18 |
| | Al Silva | So. | | | 3 | 0 | 0 | 0 | 18 |
| 1958 | Bob Ball | So. | | | 6 | 0 | 0 | 0 | 36 |
| 1959 | Dick Morris | Jr. | | | 4 | 5 | 0 | 1 | 32 |
| 1960 | Dick Morris | Sr. | | | 5 | 3 | 0 | 0 | 33 |
| 1961 | Wayne Sevier | Jr. | | | 8 | 7 | 2 | 0 | 59 |
| 1962 | Kern Carson | Jr. | | 1 | 12 | 0 | 0 | 0 | 72 |
| 1963 | Kern Carson | Sr. | | 2 | 12 | 0 | 0 | 0 | 72 |
| 1964 | Jim Allison | Sr. | | 2 | 16 | 0 | 0 | 0 | 96 |
| 1965 | Gary Garrison | Sr. | | | 14 | 0 | 0 | 0 | 84 |
| 1966 | Craig Scoggins | Sr. | | 1 | 8 | 19 | 0 | 2 | 73 |
| 1967 | Dick Wood | Jr. | | | 0 | 32 | 0 | 4 | 44 |
| 1968 | Tom Nettles | Sr. | | | 14 | 0 | 0 | 0 | 84 |
| 1969 | Tom Reynolds | | | 2 | 18 | 0 | 0 | 0 | 108 |
| 1970 | Ken Burrow | Sr. | | 2 | 12 | 0 | 1 | 0 | 74 |
| 1971 | Adam Victoria | Jr. | | 3 | 9 | 0 | 0 | 0 | 54 |
| 1972 | Dennis Haughan | Jr. | | 8 | 2 | 16 | 0 | 6 | 46 |
| 1973 | Keith Denson | Sr. | | 2 | 11 | 0 | 0 | 0 | 66 |
| 1974 | Benny Ricardo | Sr. | | 3 | 0 | 32 | 0 | 10 | 62 |
| 1975 | Steve LaPlant | Jr. | 25 | 3 | 0 | 35 | 0 | 13 | 74 |
| 1976 | Steve LaPlant | Sr. | | | 0 | 21 | 0 | 12 | 57 |
| 1977 | Ron Smith | Sr. | | | 14 | 0 | 0 | 0 | 84 |
| 1978 | Steven Duncan | Sr. | | | 0 | 23 | 0 | 15 | 68 |
| 1979 | Tony Allen | Sr. | | | 10 | 0 | 0 | 0 | 60 |
| 1980 | Matt Kofler | Jr. | | | 7 | 0 | 0 | 0 | 42 |
| 1981 | Dave Meyer | Jr. | | | 0 | 31 | 0 | 7 | 52 |
| 1982 | Marco Morales | Jr. | | | 0 | 34 | 0 | 14 | 76 |
| 1983 | Jim Sandusky | Sr. | | | 8 | 0 | 0 | 0 | 48 |
| 1984 | Casey Brown | Jr. | | | 10 | 0 | 0 | 0 | 60 |
| 1985 | Chris O'Brien | Sr. | | | 0 | 39 | 0 | 17 | 90 |
| 1986 | Chris Hardy | Sr. | | | 12 | 0 | 0 | 0 | 72 |
| 1987 | Paul Hewitt | Jr. | | | 24 | 0 | 0 | 0 | 144 |
| 1988 | Tyler Ackerson | Sr. | | | 0 | 20 | 0 | 14 | 62 |
| 1989 | Andy Trakas | Fr. | | | 0 | 38 | 0 | 16 | 86 |
| 1990 | Andy Trakas | So. | 5 | 1 | 0 | 53 | 0 | 18 | 107 |
| 1991 | Marshall Faulk | Fr. | 1 | 1 | 23 | 0 | 1 | 0 | 140 |
| 1992 | Marshall Faulk | So. | 3 | 1 | 15 | 0 | 1 | 0 | 92 |
| 1993 | Marshall Faulk | Jr. | 2 | 1 | 24 | 0 | 0 | 0 | 144 |
| 1994 | Wayne Pittman | Sr. | | | 13 | 0 | 0 | 0 | 78 |
| 1995 | George Jones | Jr. | 2 | 1 | 23 | 0 | 0 | 0 | 138 |
| 1996 | Peter Holt | Sr. | | | 0 | 41 | 0 | 15 | 86 |
| 1997 | Nate Tandberg | Fr. | | | 0 | 28 | 0 | 13 | 67 |
| 1998 | Nate Tandberg | So. | | | 0 | 24 | 0 | 8 | 48 |
| 1999 | Nate Tandberg | Jr. | | 4 | 0 | 31 | 0 | 13 | 70 |
| 2000 | Nate Tandberg | Sr. | | 9 | 0 | 18 | 0 | 12 | 54 |
| 2001 | Larry Ned | Sr. | 26 | 4 | 15 | 0 | 0 | 0 | 90 |
| 2002 | J.R. Tolver | Sr. | 78 | 6 | 14 | 0 | 2 | 0 | 86 |
| 2003 | J.C. Mejia | Sr. | 87 | 7 | 0 | 20 | 0 | 18 | 74 |
| 2004 | Garrett Palmer | Fr. | | 7 | 0 | 26 | 0 | 12 | 62 |
| 2005 | Garrett Palmer | So. | | 6 | 0 | 36 | 0 | 15 | 81 |

NR - national ranking in points per game. CR - conference ranking in points per game.

2006 SEASON

COACHES

PLAYERS

REVIEW

OPPONENTS

RECORDS

HISTORY

UNIVERSITY

SCORING

EXTRA POINTS

Game

| Pl. Player (Rk.) Opponent, Date (How Scored) | PAT |
|--|-----|
| 1. Al Limahelu vs. New Mexico St., Nov. 15, 1969 | .10 |
| 2. Andy Trakas vs. Utah*, Nov. 3, 1990 | .9 |
| 3. Peter Holt vs. Hawai'i*, Oct. 11, 1996 | .8 |
| Steve LaPlant vs. CS Fullerton*, Oct. 4, 1975 | .8 |
| Dave Meyer vs. Texas-El Paso*, Nov. 21, 1981 | .8 |
| 6. Peter Holt at Hawai'i*, Nov. 18, 1995 | .7 |
| Peter Holt vs. Navy, Sept. 3, 1994 | .7 |
| Andy Trakas vs. Texas-El Paso*, Nov. 24, 1990 | .7 |
| Andy Trakas at New Mexico*, Oct. 3, 1992 | .7 |
| 10 others tied with | .7 |

Season

| Pl. Player, Season | PAT |
|----------------------|-----|
| 1. Al Limahelu, 1969 | .59 |
| 2. Andy Trakas, 1990 | .53 |
| 3. Peter Holt, 1993 | .45 |
| 4. Al Limahelu, 1970 | .44 |
| 5. Peter Holt, 1996 | .41 |
| 6. Peter Holt, 1995 | .40 |
| Andy Trakas, 1991 | .40 |
| 8. Andy Trakas, 1992 | .39 |
| Chris O'Brien, 1985 | .39 |
| Benny Ricardo, 1973 | .39 |

Career

| Pl. Player, Seasons | PAT |
|---------------------------------|------|
| 1. Andy Trakas, 1989-90-91-92 | .170 |
| 2. Peter Holt, 1993-94-95-96 | .158 |
| 3. Al Limahelu, 1969-70 | .103 |
| 4. Nate Tandberg, 1997-98-99-00 | .101 |
| 5. Benny Ricardo, 1973-74 | .71 |
| 6. Garrett Palmer, 2004-05 | .62 |



Andy Trakas is SDSU's leader for extra points with 170. He also tops the school's list in extra point percentage after connecting on all 53 attempts in 1990.

| | |
|-----------------------------|-----|
| Chris O'Brien, 1984-85 | .62 |
| 8. Tyler Ackerson, 1987-88 | .58 |
| 9. Steve LaPlant, 1975-76 | .56 |
| 10. Tommy Kirovski, 2001-02 | .52 |

EXTRA POINT PERCENTAGE

Season

| Pl. Player, Season | Pct. |
|----------------------|---------------|
| 1. Andy Trakas, 1990 | 1.000 (53-53) |
| Andy Trakas, 1992 | 1.000 (39-39) |
| Tyler Ackerson, 1989 | 1.000 (38-38) |
| Marco Morales, 1982 | 1.000 (34-34) |
| Peter Holt, 1994 | 1.000 (32-32) |
| Ed Corral, 1980 | 1.000 (31-31) |
| Nate Tandberg, 1997 | 1.000 (28-28) |
| Steve Duncan, 1978 | 1.000 (23-23) |
| Steve LaPlant, 1976 | 1.000 (21-21) |
| Nate Tandberg, 2000 | 1.000 (18-18) |
| Steve Duncan, 1977 | 1.000 (17-17) |
| Marco Morales, 1983 | 1.000 (16-16) |

Career

| Pl. Player, Seasons | Pct. |
|---------------------------------|----------------|
| 1. Marco Morales, 1982-83 | 1.000 (50-50) |
| Steve Duncan, 1977-78 | 1.000 (40-40) |
| 3. Tyler Ackerson, 1987-88 | .983 (58-59) |
| 4. Nate Tandberg, 1997-98-99-00 | .971 (101-104) |
| 5. Andy Trakas, 1989-90-91-92 | .955 (170-178) |
| 6. Garrett Palmer, 2004-05 | .954 (62-65) |
| Al Limahelu, 1969-70 | .954 (103-108) |
| 8. Ed Corral, 1979-80 | .950 (38-40) |
| 9. Chris O'Brien, 1984-85 | .939 (62-66) |
| 10. Peter Holt, 1993-94-95-96 | .935 (158-169) |

FIELD GOALS

Game

| Pl. Opponent, Date | FGs |
|--|-----|
| 1. J.C. Mejia vs. Wyoming*, 10/25/03 | .4 |
| Tommy Kirovski at Hawai'i, 12/7/02 | .4 |
| Peter Holt vs. Idaho, 9/7/96 | .4 |
| Peter Holt vs. Minnesota, 9/25/93 | .4 |
| Marco Morales vs. UNLV*, 9/25/82 | .4 |
| Steve LaPlant at Oregon State, 9/13/75 | .4 |
| Benny Ricardo at Texas-El Paso*, 9/28/74 | .4 |

Season

| Pl. Player, Season | FGs |
|--------------------------|-----|
| 1. J.C. Mejia, 2003 | .18 |
| Andy Trakas, 1990 | .18 |
| 3. Tommy Kirovski, 2002 | .17 |
| Chris O'Brien, 1985 | .17 |
| 5. Peter Holt, 1993 | .16 |
| Andy Trakas, 1989 | .16 |
| 7. Garrett Palmer, 2005 | .15 |
| Peter Holt, 1996 | .15 |
| Steve Duncan, 1978 | .15 |
| 10. Tyler Ackerson, 1988 | .14 |
| Marco Morales, 1982 | .14 |

Career

| Pl. Player, Seasons | FGs |
|---------------------------------|-----|
| 1. Andy Trakas, 1989-90-91-92 | .56 |
| 2. Peter Holt, 1993-94-95-96 | .48 |
| 3. Nate Tandberg, 1997-98-99-00 | .46 |
| 4. Chris O'Brien, 1984-85 | .28 |
| 5. Garrett Palmer, 2004-05 | .27 |
| Tommy Kirovski, 2001-02 | .27 |
| 7. Tyler Ackerson, 1987-88 | .25 |
| Steve LaPlant, 1975-76 | .25 |
| 9. Marco Morales, 1982-83 | .22 |
| 10. J.C. Mejia, 2003 | .18 |

FIELD GOAL PERCENTAGE

Season

| Pl. Player, Season | Pct. |
|-------------------------|--------------|
| 1. Chris O'Brien, 1985 | .895 (17-19) |
| 2. Garrett Palmer, 2005 | .882 (15-17) |
| 3. Chris O'Brien, 1984 | .846 (11-13) |
| 4. Peter Holt, 1996 | .789 (15-19) |
| 5. Tommy Kirovski, 2001 | .769 (10-13) |
| 6. Marco Morales, 1982 | .737 (14-19) |
| 7. Tyler Ackerson, 1987 | .733 (11-15) |
| 8. Marco Morales, 1983 | .727 (8-11) |
| Benny Ricardo, 1973 | .727 (8-11) |
| 10. Kevin Rahill, 1986 | .706 (12-17) |

Career

| Pl. Player, Seasons | Pct. |
|----------------------------------|--------------|
| 1. Chris O'Brien, 1984-85 | .875 (28-32) |
| 2. Marco Morales, 1982-83 | .733 (22-30) |
| 3. Tyler Ackerson, 1987-88 | .714 (25-35) |
| 4. Garrett Palmer, 2004-05 | .711 (27-38) |
| 5. Steve Duncan, 1977-78 | .690 (20-29) |
| 6. Andy Trakas, 1989-90-91-92 | .683 (56-82) |
| 7. Tommy Kirovski, 2001-02 | .675 (27-40) |
| 8. Peter Holt, 1993-94-95-96 | .667 (48-72) |
| 9. Benny Ricardo, 1973-74 | .621 (18-29) |
| 10. Nate Tandberg, 1997-98-99-00 | .575 (46-80) |

'06 SEASON

COACHES

PLAYERS

REVIEW

OPPONENTS

RECORDS

HISTORY

UNIVERSITY

DEFENSE

TEAM RECORDS

*Bold indicates career record or record set in 2005 by current Aztec. * - Indicates conference game.*

Fewest Points Allowed

Game: 0, many times
most recent: at UNLV*, 11/9/03
Season: 16, in 1937 (7-1)
Div. I Era: 123, in 1970 (9-2)

Most Points Allowed

Game: 68, vs. Pacific*, 11/22/58
Season: 428, in 1987 (5-7)

Fewest Points Allowed Per Game

Season: 2.0, in 1937 (7-1)
Div. I Era: 11.2, in 1970 (9-2)

Most Points Allowed Per Game

Season: 35.7, in 1987 (5-7)

Fewest Total Plays Allowed

Game: 43, vs. Fresno State*, 11/7/98 and
vs. Brigham Young*, 11/11/93
Season: 524, in 1954 (5-4)
Div. I Era: 725, in 1969 (11-0)

Most Total Plays Allowed

Game: 99, at (12) Iowa State, 10/10/81
Season: 1,003, in 2002 (4-9)

Fewest Total Off. Yards Allowed

Game: 55, vs. Cal Western, 11/27/65
Season: 1,964, in 1965 (8-2)
Div. I Era: 2,263, in 1970 (9-2)

Most Total Offense Yards Allowed

Game: 767, vs. Brigham Young*, 11/16/91
Season: 5,563, in 1983 (2-9-1)

Fewest Total Off. Per Game Allowed

Season: 255.5, in 1975 (8-3)

Most Total Off. Per Game Allowed

Season: 463.6, in 1983 (2-9-1)

Fewest First Downs Allowed

Game: 8, vs. Fresno State*, 11/7/98 and
vs. North Carolina, 12/19/98
Season: 86, in 1953 (5-3-1)

Most First Downs Allowed

Game: 38, at (11) Brigham Young*, 10/12/85
Season: 289, in 1983 (2-9-1)

Fewest Rushing Attempts Allowed

Game: 17, vs. Idaho State, 9/4/04
Season: 323, in 1963 (7-2)

Most Rushing Attempts Allowed

Game: 77, vs. (18) Air Force*, 12/3/83

Season: 1,964, in 1965 (8-2)
Div. I Era: 639, in 1983 (2-9-1)

Fewest Rushing Yards Allowed

Game: -95, vs. Cal Western, 10/27/65
Season: 510, in 1965 (8-2)

Most Rushing Yards Allowed

Game: 539, at Air Force*, 9/2/89
Season: 3,323, in 1983 (2-9-1)

Fewest Rushing TDs Allowed

Game: 0, many times
most recent: vs. UNLV*, 11/20/04
Season: 4, in 1967 (10-1) and 1965 (8-2)

Most Rushing TDs Allowed

Game: 7, at Air Force*, 9/2/89 and
vs. Wyoming*, 10/8/88
Season: 36, in 1987 (5-7)

Most Quarterback Sacks *(Since 1982)*

Game: 9, vs. New Mexico*, 10/12/91 and
at Hawai'i*, 10-31-87
Season: 42, in 1991

Fewest Quarterback Sacks *(Since 1982)*

Game: 0, many times
most recent: vs. New Mexico*, 10/22/05
Season: 17, in 2005

Fewest Passing Attempts Allowed

Game: 3, vs. Air Force*, 10/25/86
Season: 125, in 1958 (3-5)

Most Passing Attempts Allowed

Game: 69, vs. Idaho State, 9/4/04
Season: 479, in 1995 (8-4)

Fewest Passing Comp. Allowed

Game: 1, three times
most recent: at Air Force*, 10/25/86
Season: 47, in 1953 (5-3-1)

Most Passing Completions Allowed

Game: 37, three times
most recent: vs. Wyoming*, 11/19/05
Season: 285, in 1995 (8-4)

Fewest Passing Yards Allowed

Game: 2, vs. Utah State, 11/30/74
Season: 657, in 1953 (5-3-1)

Most Passing Yards Allowed

Game: 599, vs. Brigham Young*, 11/16/91
Season: 3,643, in 1991 (8-4-1)

Fewest Passing TDs Allowed

Game: 0, many times
most recent: at Colorado St., 11/12/05
Season: 4, three times
most recent: 1976 (10-1)

Most Passing TDs Allowed

Game: 6, at Idaho, 9/21/02 and
vs. Brigham Young, 11/16/91
Season: 31, in 2002 (4-9)

Most Interceptions

Game: 7, vs. Santa Barbara*, 11/22/51
Season: 36, in 1969 (11-0)

Most Interceptions Returned For TDs

Game: 2, at San Jose State*, 10/4/69
Season: 3, three times
most recent: 2005 (5-7)

Fewest Total Offense Yards Allowed

| Pl. (Rk.) Opponent, Date | Yards |
|---|-------|
| 1. Cal Western, Nov. 27, 1965 | .55 |
| 2. at North Texas State, Sept. 19, 1970 | .59 |
| 3. Fresno State*, Nov. 7, 1998 | .136 |
| 4. Brigham Young*, Nov. 29, 1986 | .167 |
| 5. Colorado State*, Oct. 16, 1993 | .168 |
| 6. at UNLV*, Nov. 8, 2003 | .175 |
| 7. at Kansas, Sept. 25, 1999 | .181 |
| 8. at San Jose State*, Oct. 4, 1969 | .182 |
| 9. at Wyoming*, Oct. 7, 2000 | .184 |
| 10. at Air Force*, Sept. 20, 1980 | .188 |

Fewest Rushing Yards Allowed

| Pl. (Rk.) Opponent, Date | Yards |
|---|-------|
| 1. Cal Western, Nov. 27, 1965 | -.95 |
| 2. at Brigham Young*, Sept. 16, 1995 | -.16 |
| 3. at San Jose State*, Oct. 4, 1969 | -.8 |
| 4. at North Texas State, Sept. 19, 1970 | -.6 |
| 5. at Kansas, Sept. 25, 1999 | .0 |
| 6. Hawai'i*, Nov. 22, 1986 | .1 |
| 7. at California, Sept. 18, 1982 | .2 |
| 8. Long Beach State, Sept. 6, 1986 | .11 |
| 9. at (14) Pacific*, Nov. 7, 1970 | .12 |
| 10. Navy, Sept. 3, 1994 | .20 |

Fewest Passing Yards Allowed

| Pl. (Rk.) Opponent, Date | Yards |
|--------------------------------------|-------|
| 1. Utah State, Nov. 30, 1974 | .2 |
| 2. at Colorado State*, Oct. 20, 1979 | .6 |
| 3. Air Force*, Sept. 29, 1990 | .21 |
| 4. Air Force*, Oct. 25, 1986 | .24 |
| 5. vs. North Carolina, Dec. 19, 1998 | .33 |
| 6. Air Force*, Sept. 18, 1993 | .46 |
| 7. at Texas-El Paso*, Nov. 15, 1980 | .47 |
| 8. at Air Force*, Sept. 20, 1980 | .50 |
| 9. at Oklahoma State, Sept. 26, 1981 | .55 |
| 10. at Air Force*, Sept. 1, 1984 | .59 |

2006 SEASON

COACHES

PLAYERS

REVIEW

OPPONENTS

RECORDS

HISTORY

UNIVERSITY

DEFENSE

UNIVERSITY HISTORY RECORDS OPPONENTS REVIEW PLAYERS COACHES '06 SEASON

Defensive Single-Season Bests

Total Points Per Gm.

- 7.1, in 1964 (8-2)
- 8.7, in 1965 (8-2)
- 9.8, in 1966 (11-0)
- 11.2, in 1970 (9-2)
- 11.4, in 1976 (10-1)
- 11.7, in 1973 (9-1-1)
- 12.0, in 1951 (5-3-1)
- 12.9, in 1967 (10-1)
- 13.0, in 1972 (10-1)
- 13.1, in 1975 (8-3)
- 13.1, in 1963 (7-2)

Passing Yards Per Gm.

- 72.7, in 1953 (5-3-1)
- 88.0, in 1954 (5-4)
- 89.9, in 1951 (10-0-1)
- 95.0, in 1962 (8-2)
- 96.5, in 1970 (9-2)
- 107.6, in 1958 (1-6-1)
- 108.2, in 1961 (7-2-1)
- 111.6, in 1976 (10-1)
- 117.4, in 1950 (5-3-1)
- 118.8, in 1955 (2-8)

Total Offense Per Gm.

- 169.4, in 1965 (8-2)
- 189.6, in 1953 (5-3-1)
- 192.6, in 1964 (8-2)
- 205.7, in 1970 (9-2)
- 220.9, in 1966 (11-0)
- 235.3, in 1962 (8-2)
- 239.6, in 1951 (10-0-1)
- 240.4, in 1954 (5-4)
- 244.6, in 1963 (7-2)
- 253.5, in 1967 (10-1)

Rushing Yards Per Gm.

- 51.0, in 1965 (8-2)
- 61.7, in 1964 (8-2)
- 74.7, in 1966 (11-0)
- 80.0, in 1967 (10-1)
- 100.1, in 1968 (9-0-1)
- 106.9, in 1969 (11-0)
- 108.0, in 1999 (5-6)
- 109.2, in 1970 (9-2)
- 113.0, in 1977 (10-1)
- 116.9, in 1953 (5-3-1)

Interception Ret. Yards

- 391, in 1973 (9-1-1)
- 368, in 1995 (8-4)
- 342, in 1980 (4-8)
- 306, in 2005 (5-7)**
- 301, in 1974 (8-2-1)
- 297, in 1986 (8-4)
- 288, in 1979 (8-3)
- 271, in 1977 (10-1)
- 268, in 1982 (7-5)
- 261, in 1996 (8-3)

Interceptions

- 36, in 1969 (11-0)
- 32, in 1951 (10-0-1)
- 31, in 1973 (9-1-1)
- 26, in 1995 (8-4)
- 26, in 1968 (9-0-1)
- 24, in 1954 (5-4)
- 23, in 1964 (8-2)
- 23, in 1962 (8-2)
- 22, in 1979 (8-3)
- 22, in 1977 (10-1)

Ints. Returned For TDs

- 3, in 2005 (5-7)
- 3, in 1979 (8-3)
- 3, in 1979 (9-2)
- 2, in 2004 (4-7)
- 2, in 2002 (4-9)
- 2, in 2000 (3-8)
- 2, in 1999 (5-6)
- 2, in 1996 (8-3)
- 2, in 1984 (4-7-1)
- 2, in 1975 (8-3)
- 2, in 1969 (11-0)

INDIVIDUAL RECORDS

Most Total Tackles

Game: 21, Alan Dale vs. (12) Iowa State, 10-10-81 and Ty Youngs vs. Iowa State, 11-27-71
Season: 198, Rick Carusa, 1980
Career: 407, Whip Walton, 1974-75-76-77

Most Unassisted Tackles

Game: 17, Matt McCoy at Michigan, 9-18-04 (Since 1972)

Season: 108, Rick Carusa, 1980 (Since 1979)

Career: 241, Kirk Morrison, 2001-02-03-04 (Since 1979)

Most Assisted Tackles

Game: 17, 3 times, most recent: (Since 1972) Jack Eaton at Utah*, 9/17/83
Season: 93, Alan Dale, 1981 (Since 1979)

Career: 156, Rico Curtis, 1996-97-98-99 (Since 1979)

Most Tackles For Loss

Game: 6, Michael Duran at Utah*, 10/23/99
Season: 33, Kabeer Gbaja-Biamila, 1998
Career: 67.0, K. Gbaja-Biamila, 1996-97-98-99

Most Sacks

Game: 5.0, Mike Douglass at UTEP, 10/30/76
Season: 21.0, Mike Douglass, 1976
Career: 33.0, K. Gbaja-Biamila, 1996-97-98-99

Most Interceptions

Game: 4, Dick Adair vs. New Mexico St., 10/15/49
Season: 12, Ed Ricketts, 1951
Career: 14, Kack Kaiser, 1946-47-48

Most Interception Return Yardage

Game: 146, Ricky Parker at Oklahoma, 9/9/95
Season: 223, Tory Nixon, 1984
Career: 313, Ricky Parker, 1993-94-95-96

Most Interceptions Returned For TDs

Game: 1, many times, most recent: Marcus Demps vs. Wyoming*, 11/19/05
Season: 1, many times
Career: 3, Ricky Parker, 1993-94-95-96

Most Passes Defended

Game: 8, Darrell Lewis at Hawai'i*, 10/9/93
Season: 22, Marlon Andrews, 1990
Career: 37, Eric Lewis, 1995-96-97-98

Most Forced Fumbles since 1980

Game: 2, 9 times; last time: Heath Farwell vs. Nevada, 9/25/04
Season: 6, Kevin Mitchell, 1980
Career: 11, Robert Griffith, 1990-91-92

Most Fumble Recoveries since 1972

Game: 2, 7 times, most recent: Kirk Morrison at New Mexico*, 11/9/02
Season: 6, Kevin Mitchell, 1980
Career: 10, Kirk Morrison, 2001-02-03-04

TOTAL TACKLES

Game

Pl. Player (Rk.) Opponent, Date **Tackles**
 1. Alan Dale vs. (12) Iowa St., Oct. 10, 198121

Ty Youngs vs. Iowa St., Nov. 27, 197121
 3. Lee Brannon vs. Hawai'i*, Oct. 15, 198820
 Whip Walton vs. Tulsa, Oct. 29, 197720
 5. Heath Farwell at Air Force*, Nov. 13, 200419
 Kirk Morrison at Air Force*, Nov. 13, 200419
 Lyndon Earley at Utah*, Oct. 29, 198819
 Jack Eaton at Utah*, Sept. 17, 198319
 Scott Carter at Miami, Nov. 18, 197819
 Scott Carter at Texas-El Paso, Sept. 23, 197819

Game, Combined Two Players

Pl. Player (Rk.) Opponent, Date **Tackles**
 1. Heath Farwell (19), Kirk Morrison (19) vs. Air Force*, Nov. 13, 200438
 Ty Youngs (21), Bill Ferguson (17) vs. Iowa St., Nov. 27, 197138
 3. Bobby Henderson (18), Joe Amaral (16) vs. Kent State, Sept. 30, 197334

Season

Pl. Player, Season **Tackles**
 1. Rick Carusa, 1980198
 2. Damon Pieri, 1991143
 3. Alan Dale, 1981140
 4. Whip Walton, 1977139
 5. Andy Osborne, 1997137
 6. Scott Carter, 1978132
 7. Lou Foster, 1991131
 8. Matt McCoy, 2003125
 Todd Richards, 1985125
 Whip Walton, 1976125

Season By Senior since 1979

Pl. Player, Season **Tackles**
 1. Rick Carusa, 1980198
 2. Andy Osborne, 1997137
 3. Lou Foster, 1991131
 4. Todd Richards, 1985125



In 2004, Heath Farwell (above) and Kirk Morrison each had 19 tackles at Air Force to tie the school record for most tackles by a duo (38) in a single game.

DEFENSE

- 5. John Wesselman, 1989124
- Randy Kirk, 1986124

Season By Junior since 1979

| Pl. Player, Season | Tackles |
|------------------------------|---------|
| 1. Damon Pieri, 1991 | 143 |
| 2. Alan Dale, 1981 | 140 |
| 3. Kirk Morrison, 2003 | 115 |
| 4. Darrell Lewis, 1992 | 113 |
| 5. Jomar Butler, 2000 | 112 |

Season By Sophomore since 1979

| Pl. Player, Season | Tackles |
|---------------------------------|---------|
| 1. Matt McCoy, 2003 | 125 |
| 2. Rico Curtis, 1997 | 112 |
| 3. Craigus Thompson, 1994 | 101 |
| 4. Jason Moore, 1995 | 99 |
| 5. Ricky Parker, 1994 | 97 |

Season By Freshman since 1979

| Pl. Player, Season | Tackles |
|-------------------------------|---------|
| 1. Morey Paul, 1987 | 98 |
| 2. Joseph Tuipala, 1995 | 90 |
| 3. Larry Maxey, 1989 | 76 |
| 4. Rico Curtis, 1996 | 70 |
| Kevin Richey, 1979 | 70 |

Season By Lineman since 1979

| Pl. Player, Season | Tackles |
|-------------------------------------|---------|
| 1. Brett Faryniarz, 1987 | 106 |
| 2. Levi Esene, 1986 | 97 |
| 3. Kevin Richey, 1980 | 86 |
| 4. Kabeer Gbaja-Biamila, 1997 | 82 |
| 5. Randy Mastin, 1979 | 80 |

Season By Secondary since 1979

| Pl. Player, Season | Tackles |
|-------------------------------|---------|
| 1. Damon Pieri, 1991 | 143 |
| 2. John Wesselman, 1989 | 124 |
| 3. Darrell Lewis, 1992 | 113 |
| 4. Rico Curtis, 1997 | 112 |
| Steve Lauter, 1986 | 112 |

Career

| Pl. Player, Seasons | Tackles |
|--|---------|
| 1. Whip Walton, 1974-75-76-77 | 407 |
| 2. Kirk Morrison, 2001-02-03-04 | 396 |
| 3. Rico Curtis, 1996-97-98-99 | 355 |
| 4. Jason Moore, 1994-95-96-97 | 328 |
| 5. John Wesselman, 1987-88-89 | 296 |
| 6. Mike Fox, 1979-80-81-82 | 293 |
| 7. Craigus Thompson, 1993-94-95-96 | 292 |
| 8. Chris Johnson, 1990-91-92-93 | 284 |
| 9. Darrell Lewis, 1991-92-93 | 279 |
| 10. Damon Pieri, 1990-91-92 | 276 |

Career By Lineman since 1979

| Pl. Player, Seasons | Tackles |
|--|---------|
| 1. Brett Faryniarz, 1984-85-86-87 | 261 |
| 2. Kabeer Gbaja-Biamila, 1996-97-98-99 | 242 |
| 3. Kevin Richey, 1979-80-81-82 | 226 |
| 4. Brad Hicks, 1982-83-84 | 205 |
| 5. Eric Duncan, 1988-89-90-91 | 176 |


Career By Secondary since 1979

| Pl. Player, Seasons | Tackles |
|---------------------------------------|---------|
| 1. Rico Curtis, 1996-97-98-99 | 355 |
| 2. Jason Moore, 1994-95-96-97 | 328 |
| 3. Mike Fox, 1979-80-81-82 | 293 |
| 4. Chris Johnson, 1990-91-92-93 | 284 |
| 5. Darrell Lewis, 1991-92-93 | 279 |

UNASSISTED TACKLES

Game since 1972

| Pl. Player (Rk.) Opponent, Date | Tackles |
|--|---------|
| 1. Matt McCoy at (17) Michigan, Sept. 18, 2004 | 17 |
| 2. Andy Osborne at Hawai'i*, Oct. 25, 1997 | 15 |
| 3. Rico Curtis vs. Air Force*, Oct. 2, 1999 | 14 |
| 4. Robert Griffith at UCLA, Oct. 13, 1990 | 13 |
| Mark Sims vs. Bowling Green, Nov. 23, 1974 | 13 |
| Ken Jackson vs. Pacific*, Nov. 11, 1972 | 13 |
| 7. Jomar Butler at Brigham Young*, Oct. 21, 2000 | 12 |
| Jason Moore at Colorado State*, Oct. 26, 1996 | 12 |
| Darrell Lewis vs. Air Force*, Oct. 24, 1992 | 12 |
| Todd Richards vs. Oregon, Oct. 26, 1985 | 12 |



Matt McCoy's 17 unassisted tackles at 17th-ranked Michigan in 2004 is tops in SDSU history.

ANNUAL TACKLE LEADERS

| Year | Player | Cl. | UA | AT | Total | TFL | Sacks |
|------|------------------|-----|-----|-----|-------|------|-------|
| 1972 | Bill Ferguson | Sr. | 56 | 34 | 90 | n/a | n/a |
| 1973 | Bobby Henderson | Jr. | 88 | 70 | 158 | n/a | 0 |
| 1974 | Bobby Henderson | Sr. | 98 | 67 | 165 | n/a | 0 |
| 1975 | Travis Hitt | Jr. | 69 | 84 | 153 | n/a | 0 |
| 1976 | Whip Walton | Jr. | 82 | 102 | 184 | n/a | 0 |
| 1977 | Whip Walton | Sr. | 97 | 74 | 171 | n/a | 2 |
| 1978 | Scott Carter | Sr. | 71 | 68 | 139 | n/a | 1 |
| 1979 | Terrell Ward | Sr. | 45 | 50 | 95 | 1 | 0 |
| 1980 | Rick Carusa | Sr. | 108 | 90 | 198 | 7 | n/a |
| 1981 | Alan Dale | Jr. | 47 | 93 | 140 | 3 | 0.5 |
| 1982 | Mike Fox | Sr. | 54 | 35 | 89 | 4 | 2 |
| 1983 | Thomas Carter | Sr. | 51 | 36 | 87 | 9 | 6 |
| 1984 | Herb Brohn | Sr. | 45 | 42 | 87 | 8 | 2 |
| 1985 | Todd Richards | Sr. | 49 | 76 | 125 | 2 | 0 |
| 1986 | Randy Kirk | Sr. | 41 | 83 | 124 | 3 | 1 |
| 1987 | Brett Faryniarz | Sr. | 49 | 57 | 106 | 3 | 13 |
| 1988 | Lyndon Earley | Jr. | 55 | 54 | 109 | 0 | 0 |
| 1989 | John Wesselman | Sr. | 90 | 34 | 124 | 12 | 1 |
| 1990 | Lou Foster | Jr. | 52 | 32 | 84 | 8 | 0 |
| 1991 | Damon Pieri | Jr. | 95 | 48 | 143 | 3 | 0 |
| 1992 | Darrell Lewis | Jr. | 67 | 46 | 113 | 0 | 0 |
| 1993 | Darrell Lewis | Sr. | 67 | 42 | 109 | 4 | 0 |
| 1994 | Craigus Thompson | So. | 58 | 43 | 101 | 2 | 2 |
| 1995 | Craigus Thompson | Jr. | 46 | 53 | 99 | 10 | 0 |
| 1996 | Jason Moore | Jr. | 53 | 39 | 92 | 0 | 0 |
| 1997 | Andy Osborne | Sr. | 68 | 69 | 137 | 14 | 4 |
| 1998 | Rico Curtis | Jr. | 52 | 37 | 89 | 3 | 0 |
| 1999 | Joey Mayo | Sr. | 51 | 38 | 89 | 7 | 0 |
| 2000 | Jomar Butler | Jr. | 89 | 23 | 112 | 9 | 2 |
| 2001 | Will Demps | Sr. | 59 | 33 | 92 | 9 | 0 |
| 2002 | Kirk Morrison | So. | 60 | 37 | 97 | 9 | 3 |
| 2003 | Matt McCoy | So. | 75 | 50 | 125 | 13 | 4 |
| 2004 | Kirk Morrison | Sr. | 72 | 43 | 115 | 9 | 0 |
| 2005 | Freddy Keiaho | Sr. | 68 | 45 | 113 | 11.5 | 1 |

DEFENSE

'06 SEASON

COACHES

PLAYERS

REVIEW

OPPONENTS

RECORDS

HISTORY

UNIVERSITY

| | |
|---------------------------|-------------------|
| Season | <i>since 1972</i> |
| Pl. Player, Season | Tackles |
| 1. Rick Carusa, 1980 | 108 |
| 2. Damon Pieri, 1991 | 95 |
| 3. John Wesselman, 1989 | 90 |
| 4. Jomar Butler, 2000 | 89 |
| 5. Matt McCoy, 2003 | 75 |
| 6. Brian Berg, 2000 | 73 |
| 7. Kirk Morrison, 2004 | 72 |
| 8. Ricky Parker, 1994 | 71 |
| 9. Kirk Morrison, 2003 | 70 |
| 10. Freddy Keiaho, 2005 | 68 |
| Andy Osborne, 1997 | 68 |

| | |
|---------------------------------|-------------------|
| Career | <i>since 1979</i> |
| Pl. Player, Seasons | Tackles |
| 1. Kirk Morrison, 2001-02-03-04 | 241 |
| 2. Rico Curtis, 1996-97-98-99 | 199 |
| 3. Damon Pieri, 1990-91-92 | 186 |
| 4. Jason Moore, 1994-95-96-97 | 184 |
| 5. Darrell Lewis, 1991-92-93 | 176 |
| 6. John Wesselman, 1987-88-89 | 171 |
| 7. Matt McCoy, 2002-03-04 | 170 |
| 8. Chris Johnson, 1990-91-92-93 | 168 |
| 9. Ricky Parker, 1993-94-95-96 | 160 |
| 10. Mike Fox, 1979-80-81-82 | 154 |

ASSISTED TACKLES

| | |
|--|-------------------|
| Game | <i>since 1979</i> |
| Pl. Player (Rk.) Opponent, Date | Tackles |
| 1. Jack Eaton at Utah*, Sept. 17, 1983 | 17 |
| Bill Fairbrother at Oklahoma St., Sept. 26, 1981 | 17 |
| Travis Hitt vs. New Mexico, Nov. 27, 1976 | 17 |
| 4. Bill Fairbrother vs. Hawai'i*, Oct. 24, 1981 | 16 |
| Scott Carter, at Texas-El Paso*, Sept. 23, 1978 | 16 |
| 6. Alan Dale, vs. (12) Iowa State, Oct. 10, 1981 | 15 |
| Whip Walton, vs. Brigham Young, Oct. 2, 1976 | 15 |
| 8. Whip Walton, vs. UNLV, Oct. 22, 1977 | 14 |



Two-time All-American Kirk Morrison is the school's all-time leader in tackles with 241.

| | |
|--|----|
| 9. 9 other tied with 13, most recent: | 13 |
| Lee Brannon, vs. Hawai'i*, Oct. 15, 1988 | 13 |

| | |
|---------------------------|-------------------|
| Season | <i>since 1979</i> |
| Pl. Player, Season | Tackles |
| 1. Alan Dale, 1981 | 93 |
| 2. Randy Kirk, 1986 | 83 |
| 3. Lou Foster, 1991 | 76 |
| Steve Lauter, 1986 | 76 |
| Todd Richards, 1985 | 76 |
| 6. Richard Brown, 1986 | 71 |
| 7. Andy Osborne, 1997 | 68 |
| Bill Fairbrother, 1981 | 68 |
| 9. Levi Esene, 1986 | 61 |
| 10. Mike Fox, 1981 | 59 |
| Randy Mastin, 1979 | 59 |

| | |
|------------------------------------|-------------------|
| Career | <i>since 1979</i> |
| Pl. Player, Seasons | Tackles |
| 1. Rico Curtis, 1996-97-98-99 | 156 |
| 2. Kirk Morrison, 2001-02-03-04 | 155 |
| 3. Joseph Tuipala, 1995-96-97-98 | 144 |
| Jason Moore, 1994-95-96-97 | 144 |
| 5. Brett Faryniarz, 1984-85-86-87 | 142 |
| 6. Craigus Thompson, 1993-94-95-96 | 137 |
| Mike Fox, 1979-80-81-82 | 137 |
| 8. Alan Dale, 1981-82 | 134 |
| 9. Steve Lauter, 1984-85-86 | 128 |
| 10. Lyndon Earley, 1986-87-88 | 126 |

TACKLES FOR LOSS

| | |
|--|-------------------|
| Game | <i>since 1979</i> |
| Pl. Player (Rk.) Opponent, Date | Tackles |
| 1. Michael Duran at Utah*, Oct. 23, 1999 | 6 |
| 2. Joseph Tuipala, at Hawai'i*, Nov. 18, 1995 | 5 |
| 3. Andy Osborne, at Fresno State*, Nov. 15, 1997 | 4 |
| Kabeer Gbaja-Biamila, at Wyoming*, Nov. 1, 1997 | 4 |
| Lou Foster, vs. Texas-El Paso*, Nov. 24, 1990 | 4 |
| Ron Spears, vs. UNLV*, Oct. 11, 1980 | 4 |

| | |
|-------------------------------|----------------|
| Season | |
| Pl. Player, Season | Tackles |
| 1. Kabeer Gbaja-Biamila, 1999 | 33 |
| 2. Jack Eaton, 1985 | 24 |
| 3. Kabeer Gbaja-Biamila, 1998 | 22 |
| Levi Esene, 1984 | 22 |
| Doug Reed, 1982 | 22 |
| 6. Kevin Richey, 1979 | 21 |
| Mike Douglass, 1976 | 21 |
| 8. Andy Coviello, 1991 | 20 |
| Mike Stevens, 1984 | 20 |
| James Johnson, 1983 | 20 |

| | |
|--|--------------|
| Career | |
| Pl. Player, Seasons | Yards |
| 1. Kabeer Gbaja-Biamila, 1996-97-98-99 | 67.0 |
| 2. Kevin Richey, 1979-80-81-82 | 55.5 |
| 3. La'Roi Glover, 1992-93-94-95 | 44.5 |
| 4. Adrian Ioja, 1993-94-95-96 | 43.5 |
| 5. Levi Esene, 1984-85-86 | 41.5 |
| 6. Kirk Morrison, 2001-02-03-04 | 40.0 |
| 7. Mike Stevens, 1982-83-84-85 | 39.5 |

| | |
|-----------------------------------|------|
| 8. Mike Hooper, 1984-85-86-87 | 37.5 |
| 9. Brett Faryniarz, 1984-85-86-87 | 35.5 |
| 10. James Johnson, 1983-84 | 33.0 |

SACKS

| | |
|---|--------------|
| Game | |
| Pl. Player (Rk.) Opponent, Date | Sacks |
| 1. Mike Douglass at Texas-El Paso, Oct. 30, 1976 | 5.0 |
| 2. Andy Coviello vs. New Mexico*, Oct. 12, 1991 | 4.5 |
| 3. Levi Esene vs. Brigham Young*, Nov. 29, 1986 | 3.5 |
| 4. Heath Farwell vs. Nevada, Sept. 25, 2004 | 3.0 |
| Blake Lobel at (17) Michigan, Sept. 18, 2004 | 3.0 |
| Kabeer Gbaja-Biamila vs. So. Florida, Sept. 4, 1999 | 3.0 |
| Kabeer Gbaja-Biamila vs. UNLV*, Oct. 18, 1997 | 3.0 |
| Andy Coviello vs. Wyoming*, Nov. 2, 1991 | 3.0 |
| Eric Duncan vs. (20) Brigham Young*, Nov. 5, 1988 | 3.0 |
| Brett Faryniarz vs. Colorado St., Nov. 14, 1987 | 3.0 |
| Brett Faryniarz at Hawai'i*, Oct. 31, 1987 | 3.0 |
| James Johnson at Texas-El Paso*, Sept. 24, 1983 | 3.0 |

| | |
|-------------------------------|--------------|
| Season | |
| Pl. Player, Season | Sacks |
| 1. Mike Douglass, 1976 | 21.0 |
| 2. Brett Faryniarz, 1987 | 13.0 |
| 3. Andy Coviello, 1991 | 12.5 |
| 4. Kabeer Gbaja-Biamila, 1999 | 12.0 |
| Kabeer Gbaja-Biamila, 1997 | 12.0 |
| 6. Levi Esene, 1986 | 10.5 |
| 7. Jack Eaton, 1985 | 9.5 |
| 8. Doug Reed, 1982 | 9.0 |
| Kevin Richey, 1979 | 9.0 |
| 10. James Johnson, 1983 | 8.5 |

| | |
|--|--------------|
| Career | |
| Pl. Player, Seasons | Sacks |
| 1. Kabeer Gbaja-Biamila, 1996-97-98-99 | 33.0 |
| 2. Mike Douglass, 1976-77 | 26.0 |
| 3. Brett Faryniarz, 1984-85-86-87 | 20.5 |
| 4. La'Roi Glover, 1992-93-94-95 | 18.5 |
| Levi Esene, 1984-85-86 | 18.5 |
| Kevin Richey, 1979-80-81-82 | 18.5 |
| 7. Adrian Ioja, 1993-94-95-96 | 17.5 |
| 8. Milt Wilson, 1986-87-88-89 | 17.0 |
| 9. Jamal Duff, 1991-92-93-94 | 15.5 |
| Andy Coviello, 1990-91 | 15.5 |

PASSES DEFENDED

| | |
|---|-----------|
| Game | |
| Pl. Player (Rk.) Opponent, Date | PD |
| 1. Darrell Lewis at Hawai'i*, Oct. 9, 1993 | 8 |
| 2. Mike FOX vs. Oklahoma St., Nov. 27, 1982 | 5 |
| Mike FOX vs. (12) Iowa St., Oct. 10, 1981 | 5 |
| 4. 7 tied at 4, most recent: | |
| Terrell Maze vs. Wyoming*, Nov. 19, 2005 | 4 |

| | |
|---------------------------|-----------|
| Season | |
| Pl. Player, Season | PD |
| 1. Marlon Andrews, 1990 | 22 |
| 2. Ricky Sharpe, 2002 | 16 |
| 3. Jacob Elimimian, 2003 | 14 |

DEFENSE

Jeff Shoate, 2003 14
 Eric Lewis, 1995 14
 Ricky Parker, 1995 14
 Tory Nixon, 1984 14
 8. Donny Baker, 2004 13
 Gary Taylor, 1991 13
 10. **Donny Baker, 2005** 12
Terrell Maze, 2005 12
 Aazaar Abdul-Rahim, 1999 12
 Clark Moses, 1989 12

Career

| Pl. Player, Seasons | PD |
|-----------------------------------|----|
| 1. Eric Lewis, 1995-96-97-98 | 37 |
| 2. Ricky Sharpe, 1999-00-01-02 | 34 |
| Mario Mitchell, 1985-86-87-88 | 34 |
| 4. Jeff Shoate, 2001-02-03 | 29 |
| Marlon Andrews, 1989-90 | 29 |
| Mike Fox, 1979-80-81-82 | 29 |
| 7. Ricky Parker, 1993-94-95-96 | 26 |
| Gary Taylor, 1989-90-91-92 | 26 |
| 9. Donny Baker, 2003-04-05 | 25 |
| Clarence Nunn, 1983-85-86-87 | 25 |

FORCED FUMBLES

Game

| Pl. Player (Rk.) Opponent, Date | FF |
|--|----|
| 1. 9 players; most recent: Heath Farwell vs. Nevada, Sept. 25, 2004 | 2 |

Season

| Pl. Player, Season | FF |
|--------------------------|----|
| 1. Kevin Mitchell, 1980 | 6 |
| 2. Robert Griffith, 1990 | 5 |
| Mike Fox, 1982 | 5 |
| 4. Heath Farwell, 2004 | 4 |



In 1990, Marlon Andrews had 22 passed defended, shattering the previous school record of 14 held by Tory Nixon in 1984.

ANNUAL INTERCEPTION LEADERS

| Year | Player | Cl. | NR | CR | No. | Yds. | Avg. | TDs |
|------|--------------------|-----|----|----|-----|------|------|-----|
| 1950 | Fred Bates | Sr. | | | 7 | 47 | 6.7 | 0 |
| 1951 | Ed Ricketts | Sr. | | | 12 | 172 | 14.6 | 1 |
| 1952 | Ed Fletcher | Sr. | | | 6 | 67 | 11.2 | 0 |
| 1953 | Verne Dodds | Jr. | | | 4 | 29 | 7.3 | 0 |
| 1954 | Verne Dodds | Sr. | | | 6 | 31 | 5.2 | 0 |
| 1955 | Jim Pyles | So. | | | 2 | 38 | 19.0 | 0 |
| | Claude Lewis | Jr. | | | 2 | 0 | 0.0 | 0 |
| 1956 | Jay Gutowski | Sr. | | | 3 | 65 | 21.7 | 0 |
| | Claude Lewis | Sr. | | | 3 | 47 | 15.7 | 0 |
| 1957 | Joe Duke | So. | | | 5 | 31 | 6.2 | 0 |
| 1958 | Bob Ball | So. | | | 4 | 53 | 13.3 | 0 |
| 1959 | Dick Morris | Jr. | | | 3 | 57 | 19.0 | 0 |
| 1960 | not available | | | | | | | |
| 1961 | Neal Petties | So. | | | 3 | 18 | 6.0 | 0 |
| 1962 | Larry Korsmeier | Sr. | | | 5 | 11 | 2.0 | 0 |
| 1963 | Jim Allison | Jr. | | | 5 | 58 | 11.6 | 0 |
| 1964 | David Lawson | Sr. | | | 6 | 22 | 3.7 | 0 |
| 1965 | Cliff Kinney | Sr. | | | 3 | 57 | 19.0 | 0 |
| 1966 | John Williams | Sr. | | | 5 | 46 | 9.2 | 0 |
| 1967 | John Beck | Sr. | | | 6 | 40 | 6.7 | 0 |
| 1968 | Nate Wright | Sr. | | | 5 | 39 | 7.8 | 0 |
| 1969 | Tom Deckert | Jr. | | 3 | 8 | 36 | 4.5 | 0 |
| 1970 | Willie Buchanan | Jr. | | | 4 | 47 | 11.8 | 1 |
| 1971 | Willie Buchanan | Sr. | | 5 | 5 | 42 | 8.4 | 0 |
| 1972 | Ken Jackson | Sr. | | | 4 | 61 | 15.3 | 0 |
| 1973 | Bobby Henderson | Jr. | | 2 | 5 | 77 | 15.4 | 0 |
| 1974 | Monte Jackson | Sr. | | 1 | 6 | 160 | 26.7 | 0 |
| 1975 | Ed Kertel | Sr. | | 3 | 5 | 114 | 22.8 | 0 |
| 1976 | Gary Marshall | Sr. | | | 3 | 77 | 25.7 | 1 |
| 1977 | Terry Jackson | Sr. | | | 6 | 102 | 17.0 | 1 |
| 1978 | Steve Jorde | Sr. | | | 3 | 61 | 20.3 | 0 |
| 1979 | Reuben Henderson | Jr. | | | 4 | 1 | 0.3 | 0 |
| 1980 | Rick Boyer | Jr. | | | 3 | 65 | 21.7 | 0 |
| 1981 | Vernon Dean | Sr. | | 1 | 6 | 89 | 14.8 | 0 |
| 1982 | Trent Collins | Jr. | | | 4 | 94 | 23.5 | 0 |
| | Gary Nobles | Sr. | | | 4 | 5 | 1.3 | 0 |
| 1983 | Tory Nixon | Jr. | | | 4 | 10 | 2.5 | 0 |
| 1984 | Tory Nixon | Sr. | | | 5 | 223 | 44.6 | 2 |
| 1985 | Steve Lauter | Jr. | | | 2 | 5 | 2.5 | 0 |
| | Ellis Powers | Jr. | | | 2 | 2 | 1.0 | 0 |
| 1986 | Steve Lauter | Sr. | | | 4 | 51 | 12.8 | 0 |
| 1987 | Clarence Nunn | Sr. | | | 3 | 12 | 4.0 | 0 |
| 1988 | Casey Copeland | Sr. | | | 3 | 14 | 4.7 | 0 |
| | Lyndon Earley | Jr. | | | 3 | 14 | 4.7 | 0 |
| 1989 | John Wesselman | Sr. | | 2 | 6 | 75 | 12.5 | 0 |
| 1990 | Gary Taylor | So. | | | 4 | 0 | 0.0 | 0 |
| 1991 | Damon Pieri | Jr. | | 4 | 3 | 32 | 10.7 | 0 |
| 1992 | Darrell Lewis | Jr. | | | 4 | 80 | 20.0 | 1 |
| 1993 | Chris Johnson | Sr. | | | 3 | 85 | 28.3 | 1 |
| 1994 | Eric Sutton | Sr. | | | 3 | 64 | 21.3 | 0 |
| 1995 | Ricky Parker | Jr. | 17 | 2 | 6 | 199 | 33.2 | 1 |
| 1996 | Jason Moore | Jr. | 14 | 4 | 5 | 154 | 30.8 | 1 |
| 1997 | Aazaar Abdul-Rahim | Jr. | | 14 | 3 | 0 | 0.0 | 0 |
| 1998 | Rico Curtis | Jr. | | 8 | 3 | 20 | 6.7 | 0 |
| 1999 | Aazaar Abdul-Rahim | Sr. | | 10 | 3 | 16 | 5.3 | 0 |
| 2000 | Will Demps | Jr. | | 9 | 2 | 43 | 21.5 | 1 |
| | Donte Gamble | Jr. | | 6 | 2 | 6 | 3.0 | 0 |
| 2001 | Garret Pavelko | Sr. | 34 | 4 | 4 | 40 | 10.0 | 0 |
| 2002 | Kirk Morrison | So. | | 7 | 3 | 91 | 30.3 | 1 |
| | Ricky Sharpe | Sr. | | 7 | 3 | 37 | 12.3 | 1 |
| | Marviel Underwood | So. | | 7 | 3 | 10 | 3.3 | 0 |
| 2003 | Jacob Elimimian | So. | 50 | 3 | 4 | 106 | 26.5 | 1 |
| 2004 | Josh Dean | Sr. | 86 | 7 | 3 | 0 | 0.0 | 0 |
| 2005 | Marcus Demps | Sr. | 42 | 3 | 4 | 46 | 11.5 | 1 |

NR - national ranking in interceptions per game. CR - conference ranking in interceptions per game.

06 SEASON

COACHES

PLAYERS

REVIEW

OPPONENTS

RECORDS

HISTORY

UNIVERSITY

DEFENSE

'06 SEASON

COACHES

PLAYERS

REVIEW

OPPONENTS

RECORDS

HISTORY

UNIVERSITY

| | |
|----------------------------|---|
| Kirk Morrison, 2003 | 4 |
| Heath Farwell, 2002 | 4 |
| Jeff Shoate, 2001 | 4 |
| Andy Osborne, 1997 | 4 |
| Robert Griffith, 1991 | 4 |
| Kabeer Gbaja-Biamila, 1996 | 4 |

Career

| Pl. Player, Seasons | FF |
|--|----|
| 1. Robert Griffith, 1990-91-92 | 11 |
| 2. Heath Farwell, 2002-03-04 | 9 |
| 3. Kabeer Gbaja-Biamila, 1996-97-98-99 | 8 |
| 4. Kirk Morrison, 2001-02-03-04 | 7 |
| 5. Kevin Mitchell, 1979-80 | 6 |
| 6. La'Roi Glover, 1992-93-94-95 | 5 |
| Mario Mitchell, 1985-86-87-88 | 5 |
| 8. Ramondo Stallings, 1990-91-92-93 | 5 |
| 9. Eight others with | 4 |

FUMBLE RECOVERIES

Game

since 1972

| Pl. Player (Rk.) Opponent, Date | FR |
|---|----|
| 1. Kirk Morrison at New Mexico*, Nov. 9, 2002 | 2 |
| Brad Hicks vs. New Mexico*, Nov. 17, 1984 | 2 |
| Gary Nobles vs. Long Beach State, Oct. 23, 1982 | 2 |
| Terrell Ward at New Mexico*, Oct. 6, 1979 | 2 |
| Kevin Feeney vs. Arkansas State, Sept. 12, 1976 | 2 |
| Rance Olison vs. (13) Houston, Oct. 6, 1973 | 2 |

Season

| Pl. Player, Season | FR |
|----------------------------|----|
| 1. Kevin Mitchell, 1980 | 6 |
| 2. Kirk Morrison, 2002 | 5 |
| 3. Lou Foster, 1991 | 4 |
| Ken Moore, 1983 | 4 |
| Bob Epps, 1979 | 4 |
| 6. Antwan Applewhite, 2005 | 3 |
| Kirk Morrison, 2004 | 3 |



Freddy Keiaho tied Brad Burton for No. 1 all-time in the San Diego State history with four blocked kicks in a career.

| | |
|---------------------|---|
| Ricky Sharpe, 2000 | 3 |
| Andy Osborne, 1997 | 3 |
| Mitch Burton, 1988 | 3 |
| Levi Esene, 1984 | 3 |
| David Croudip, 1982 | 3 |
| Rick Carusa, 1980 | 3 |
| Terrell Ward, 1979 | 3 |

Career

since 1979

| Pl. Player, Seasons | FR |
|---------------------------------|----|
| 1. Kirk Morrison, 2001-02-03-04 | 10 |
| 2. Kevin Mitchell, 1979-80 | 7 |
| 3. Lou Foster, 1990-91 | 6 |
| Thomas Carter, 1982-83 | 6 |
| 5. Lyndon Earley, 1986-87-88 | 5 |
| Brad Hicks, 1982-83-84 | 5 |
| Steve Lauter, 1984-85-86 | 5 |
| Rick Carusa, 1979-80 | 5 |
| Bob Epps, 1979-80 | 5 |
| 10. Antwan Applewhite, 2004-05 | 4 |
| Nine others tied with | 4 |

BLOCKED KICKS

Season

| Pl. Player, Season | Blk. |
|------------------------|------|
| 1. Brad Burton, 1989 | 3 |
| 2. Freddy Keiaho, 2002 | 2 |
| Robert Griffith, 1991 | 2 |
| John Wesselman, 1989 | 2 |
| Alfred Jackson, 1985 | 2 |

Career

| Pl. Player, Seasons | Blk. |
|---------------------------------|------|
| 1. Freddy Keiaho, 2002-03-04-05 | 4 |
| Brad Burton, 1986-87-88-89 | 4 |
| 3. John Wesselman, 1987-88-89 | 3 |
| 4. Robert Griffith, 1990-91-92 | 2 |
| Alfred Jackson, 1985-86-87-88 | 2 |

INTERCEPTIONS

Game

| Pl. Player (Rk.) Opponent, Date | INT |
|--|-----|
| 1. Dick Adair vs New Mexico State, Oct. 15, 1949 | 4 |
| 2. Ricky Sharpe vs. Utah, Oct. 12, 2002 | 2 |
| 26 others tied with | 2 |

Season

| Pl. Player, Season | INT |
|-----------------------|-----|
| 1. Ed Ricketts, 1951 | 12 |
| 2. Tom Deckert, 1969 | 8 |
| 3. Fred Bates, 1950 | 7 |
| 4. Ricky Parker, 1995 | 6 |
| John Wesselman, 1989 | 6 |
| Vernon Dean, 1981 | 6 |
| Terry Jackson, 1977 | 6 |
| Monte Jackson, 1974 | 6 |
| John Beck, 1967 | 6 |
| David Lawson, 1964 | 6 |
| Verne Dodds, 1954 | 6 |
| Ed Fletcher, 1952 | 6 |

Career

| Pl. Player, Seasons | INT |
|--------------------------------|-----|
| 1. Jack Kaiser, 1946-47-48 | 14 |
| 2. Jason Moore, 1994-95-96-97 | 13 |
| Bob Tomlinson, 1946-47-48-49 | 13 |
| 4. Ed Ricketts, 1950-51 | 12 |
| Dick Adair, 1947-48-49 | 12 |
| 6. Tom Deckert, 1969-70-71 | 11 |
| Dick Morris, 1958-59-60 | 11 |
| Verne Dodds, 1952-53-54 | 11 |
| 9. Ricky Parker, 1993-94-95-96 | 10 |
| Terry Jackson, 1975-76-77 | 10 |

INT. RETURN YARDS

Game

since 1969

| Pl. Player (Rk.) Opponent, Date | Yards |
|---|-------|
| 1. Ricky Parker at Oklahoma, Sept. 9, 1995 | 146 |
| 2. Harold Hicks vs. Hawai'i, Nov. 22, 1986 | 133 |
| 3. Dave Croudip vs. Long Beach St., Oct. 23, 1982 | 100 |
| 4. Terrell Ward at New Mexico*, Oct. 6, 1979 | 98 |
| 5. Tory Nixon at Air Force*, Sept. 1, 1984 | 97 |

Career

| Pl. Player, Seasons | Yards |
|---------------------------------|-------|
| 1. Ricky Parker, 1993-94-95-96 | 355 |
| 2. Bob Tomlinson, 1946-47-48-49 | 269 |
| 3. Jason Moore, 1994-95-96-97 | 237 |
| 4. Tory Nixon, 1983-84 | 233 |
| 5. Monte Jackson, 1973-74 | 224 |
| 6. Eldridge Cooks, 1961-62-63 | 177 |
| George Coleman, 1946-47-48 | 177 |
| 8. Harold Hicks, 1986-87 | 176 |
| 9. Ed Ricketts, 1950-51 | 172 |
| 10. Bob Jones, 1965-66 | 170 |

INT. RETURNED FOR TD

Game/Season

| Pl. Player (Rk.) Opponent, Date | TDs |
|---|-----|
| 1. 39 players tied with | 1 |
| Most recent: | |
| Marcus Demps vs. Wyoming, Nov. 19, 2005 | 1 |

Career

since 1969

| Pl. Player, Seasons | TDs |
|--------------------------------|-----|
| 1. Ricky Parker, 1993-94-95-96 | 3 |
| 2. Ricky Sharpe, 1999-00-01-02 | 2 |
| Will Demps, 1999-00-01 | 2 |
| Tory Nixon, 1983-84 | 2 |
| Thomas Hayes, 1969-70 | 2 |
| Leon Van Gorkum, 1969-70 | 2 |

PUNT RETURNS

TEAM RECORDS

*Bold indicates career record or record set in 2005 by current Aztec. * - Indicates conference game.*

Most Returns

Game: 10, vs. San Jose State*, 10/17/70
and Cal Western, 11/27/66
Season: 54, in 1970 (9-2)

Most Return Yardage

Game: 158, vs. Utah*, 10/24/98
Season: 483, in 1969 (11-0)

Highest Return Average Per Return

Game: 46.0, (3) at Utah, 9/17/83
(min. 3)
Season: 18.8, in 1998 (7-5)

Most Returns for Touchdowns

Game: 1, many times,
most recent: vs. UNLV, 10/26/02
Season: 3, in 1998 and 1975

INDIVIDUAL RECORDS

Most Returns

Game: 10, T.C. Wright, at Hawai'i, 10/5/91
Season: 36, Ray Peterson, 1992
Career: 87, Monty Gilbreath, 1986-87-88-89

Most Return Yards

Game: 138, Jim Sandusky at Utah*, 9/17/83
Season: 95, Damon Gourdine vs. Utah*, 10/24/98
Career: 1,201, Ray Peterson, 1992-93-94-95

Highest Return Average

Game: 46.0, Jim Sandusky at Utah*, 9/17/83
(min. 3)
Season: 19.1, Jim Sandusky, 1983
Career: 20.7, Volney Quinlan, 1951

Most Returns For TDs

Game: 1, many times, most recent:
Kyle Conerly vs. UNLV, 10/26/02
Season: 2, three times,
most recent: Damon Gourdine, 1998
Career: 3, Ray Peterson, 1992-93-94-95

RETURNS

Game

| Pl. Player (Rk.) Opponent, Date | Number |
|--|--------|
| 1. R.C. Wright at Hawai'i*, Oct. 5, 1991 | 10 |
| 2. Ray Peterson vs. CS Northridge, Sept. 4, 1993 | 8 |
| Tom Deckert vs. Utah State, Oct. 22, 1971 | 8 |
| 4. Michael Franklin vs. San Jose St., Sept. 24, 2005 | 6 |
| Donte Gamble at Colorado State*, Sept. 22, 2001 | 6 |
| Eric Lewis vs. San Jose State*, Nov. 8, 1997 | 6 |
| T.C. Wright vs. Long Beach State, Sept. 8, 1991 | 6 |

| | |
|---|---|
| 8. Michael Franklin vs. Wyoming*, Nov. 19, 2005 | 5 |
| Kyle Conerly vs. Colorado State*, Oct. 16, 2004 | 5 |
| Kyle Conerly at UNLV*, Nov. 8, 2003 | 5 |
| Michael Franklin at Idaho, Sept. 21, 2002 | 5 |

Season

| Pl. Player, Season | Number |
|----------------------------|--------|
| 1. T.C. Wright, 1991 | 39 |
| 2. Ray Peterson, 1992 | 32 |
| 3. Kyle Conerly, 2003 | 30 |
| Ray Peterson, 1993 | 30 |
| Jon Robertson, 1970 | 30 |
| 6. Webster Slaughter, 1986 | 29 |
| Mel Jacobs, 1975 | 29 |
| 8. Donte Gamble, 2001 | 28 |
| Sean Pierce, 2000 | 28 |
| 10. Monty Gilbreath, 1988 | 27 |

Career

| Pl. Player, Seasons | Number |
|------------------------------------|--------|
| 1. Ray Peterson, 1992-93-94-95 | 96 |
| 2. Monty Gilbreath, 1986-87-88-89 | 86 |
| 3. Kyle Conerly, 2001-02-03-04 | 63 |
| 4. Tom Deckert, 1969-70-71 | 50 |
| 5. Michael Franklin, 2002-03-04-05 | 47 |
| 6. Ken Mathis, 1976-77 | 43 |
| 7. Sean Pierce, 1997-99-00 | 42 |
| 8. Mel Jacobs, 1974-75 | 40 |
| 9. T.C. Wright, 1990-91 | 39 |
| 10. Donte Gamble, 2000-01 | 32 |
| Webster Slaughter, 1984-85 | 32 |


RETURN YARDS

Game

| Pl. Player (Rk.) Opponent, Date | Yards |
|--|-------|
| 1. Jim Sandusky at Utah*, Sept. 17, 1983 | 138 |
| 2. Ray Peterson vs. CS Northridge, Sept. 4, 1993 | 136 |
| 3. Ray Peterson vs. San Jose State*, Oct. 21, 1995 | 129 |
| 4. Eric Lewis vs. San Jose State*, Nov. 8, 1997 | 128 |
| 5. T.C. Wright vs. Long Beach State, Sept. 8, 1991 | 127 |
| 6. Damon Gourdine vs. Utah*, Oct. 24, 1998 | 120 |
| 7. Craig Scoggins vs. Cal Western, Nov. 27, 1965 | 112 |
| 8. T.C. Wright at Hawai'i*, Oct. 5, 1991 | 108 |
| 9. Kyle Conerly, vs. UNLV*, Oct. 26, 2002 | 107 |
| 10. Damon Gourdine vs. Hawai'i*, Oct. 9, 1998 | 96 |

Season

| Pl. Player, Season | Yards |
|--------------------------|-------|
| 1. Jim Sandusky, 1983 | 381 |
| 2. T.C. Wright, 1991 | 376 |
| 3. Ray Peterson, 1992 | 361 |
| 4. Tom Deckert, 1969 | 346 |
| 5. Leandrew Childs, 1996 | 332 |
| 6. Ray Peterson, 1993 | 330 |
| 7. Ray Peterson, 1995 | 320 |
| 8. Volney Quinlan, 1951 | 311 |
| 9. Damon Gourdine, 1998 | 294 |
| 10. Art Preston, 1949 | 283 |



Ray Peterson is the San Diego State career leader in punt returns, punt return yards and punt return touchdowns.

Career

| Pl. Player, Seasons | Yards |
|-----------------------------------|-------|
| 1. Ray Peterson, 1992-93-94-95 | 1,201 |
| 2. Monty Gilbreath, 1986-87-88-89 | 835 |
| 3. Kyle Conerly, 2001-02-03-04 | 599 |
| 4. Nate Wright, 1967-68 | 526 |
| 5. Tom Deckert, 1969-70-71 | 479 |
| 6. Art Preston, 1949-50-51 | 462 |
| 7. Art Delvaux, 1963-64 | 438 |
| 8. Jim Sandusky, 1983 | 381 |
| 9. T.C. Wright, 1990-91 | 376 |
| 10. Ed Fletcher, 1951-52 | 362 |

TOUCHDOWNS

Season

| Pl. Player, Season | Number |
|-------------------------|--------|
| 1. Damon Gourdine, 1998 | 2 |
| Ray Peterson, 1994 | 2 |
| Mike Fox, 1985 | 2 |

Career

| Pl. Player, Seasons | Number |
|--------------------------------|--------|
| 1. Ray Peterson, 1992-93-94-95 | 3 |
| 2. Damon Gourdine, 1997-98-99 | 2 |
| Mike Fox, 1979-80-81-82 | 2 |

KICKOFF RETURNS

UNIVERSITY HISTORY RECORDS OPPONENTS REVIEW PLAYERS COACHES '06 SEASON

TEAM RECORDS

*Bold indicates career record or record set in 2005 by current Aztec. * - Indicates conference game.*

Most Returns

Game: 9, vs. Brigham Young*, 10/27/01 and vs. Wyoming*, 10/8/88 and at Missouri, 9/8/79
Season: 64, in 1987 (5-7)

Most Return Yardage

Game: 218, at Cal St. Los Angeles, 10/19/63
Season: 1,418, in 1988 (3-8)

Highest Return Average Per Return

Game: 48.3, (3) vs. (20) Brigham Young, 11/5/88 (min. 3)
Season: 24.9, in 1970 (9-2)

Most Returns for Touchdowns

Game: 1, many times, most recent: at Wyoming, 11/1/97
Season: 2, in 1997 and 1983

INDIVIDUAL RECORDS

Most Returns

Game: 7, Darnay Scott vs. BYU*, 11/16/91
Season: 40, Monty Gilbreath, 1987
Career: 74, Monty Gilbreath, 1986-87-88-89

Most Return Yards

Game: 157, Patrick Rowe vs. BYU, 11/5/88
Season: 880, Monty Gilbreath, 1987
Career: 1,521, Monty Gilbreath, 1986-87-88-89

Highest Return Average

Game: 48.3, Patrick Rowe vs. BYU, 11/5/88 (min. 3)
Season: 32.8, Mike Fox, 1980
Career: 27.9, John Robertson, 1969-70

Most Returns For TDs

Game: 1, many times, most recent: Jesus Reyes at Wyoming, 11/1/97
Season: 1, many times, most recent: Jesus Reyes and Az Hakim in 1997
Career: 1, many times, most recent: Jesus Reyes at Wyoming, 11/1/97

RETURNS

Game

| Pl. Player (Rk.) Opponent, Date | Number |
|---|--------|
| 1. Michael Franklin at Hawai'i, Dec. 4, 2005 | 7 |
| Michael Franklin vs. New Mexico*, Oct. 22, 2005 | 7 |
| Darnay Scott vs. Brigham Young*, Nov. 16, 1991 | 7 |
| Patrick Rowe vs. Hawai'i*, Oct. 15, 1988 | 7 |
| Monty Gilbreath at Brigham Young*, Nov. 7, 1987 | 7 |
| Monty Gilbreath at (3) UCLA, Sept. 5, 1987 | 7 |

| | |
|---|---|
| 7. Donte Gamble vs. Air Force*, Sept. 29, 2001 | 6 |
| Curtis Shearer vs. Utah*, Oct. 8, 1994 | 6 |
| Curtis Shearer at Minnesota, Sept. 17, 1994 | 6 |
| Darnay Scott vs. UCLA, Sept. 30, 1993 | 6 |
| Darnay Scott vs. (1) Miami, Nov. 28, 1992 | 6 |
| Darnay Scott vs. UCLA, Sept. 26, 1991 | 6 |
| Monty Gilbreath vs. Texas-El Paso*, Oct. 10, 1987 | 6 |
| Monty Gilbreath at (19) UCLA, Sept. 20, 1986 | 6 |

Season

| Pl. Player, Season | Number |
|---------------------------|--------|
| 1. Monty Gilbreath, 1987 | 40 |
| 2. Curtis Shearer, 1994 | 33 |
| 3. Darnay Scott, 1991 | 32 |
| 4. Patrick Rowe, 1988 | 31 |
| 5. Michael Franklin, 2005 | 29 |
| Donte Gamble, 2001 | 29 |
| 7. Monty Gilbreath, 1986 | 23 |
| 8. Damon Gourdine, 1998 | 22 |
| Ray Peterson, 1995 | 22 |
| Phil Smith, 1982 | 22 |

Career

| Pl. Player, Seasons | Number |
|------------------------------------|--------|
| 1. Monty Gilbreath, 1986-87-88-89 | 74 |
| 2. Darnay Scott, 1991-92-93 | 64 |
| 3. Patrick Rowe, 1987-88-90-91 | 49 |
| 4. Curtis Shearer, 1992-93-94 | 47 |
| 5. Michael Franklin, 2002-03-04-05 | 46 |
| 6. Steve Stapler, 1978-79 | 41 |
| 7. Az Hakim, 1994-95-96-97 | 40 |
| Phil Smith, 1981-82 | 40 |
| 9. Damon Gourdine, 1997-98-99 | 35 |
| 10. Chris Hardy, 1983-84-85-86 | 34 |

RETURN YARDS

Game

| Pl. Player (Rk.) Opponent, Date | Yards |
|---|-------|
| 1. Mike Fox vs. New Mexico*, Nov. 22, 1980 | 171 |
| 2. Darnay Scott vs. UCLA, Sept. 26, 1991 | 159 |
| 3. Patrick Rowe vs. Hawai'i*, Oct. 15, 1988 | 157 |
| 4. Patrick Rowe vs. Wyoming*, Oct. 8, 1988 | 154 |
| 5. Patrick Rowe vs. (20) BYU*, Nov. 5, 1988 | 145 |
| Monty Gilbreath at BYU*, Nov. 7, 1988 | 145 |
| 7. Monty Gilbreath vs. UTEP*, Oct. 10, 1987 | 142 |
| 8. Damon Gourdine vs. Arizona, Sept. 24, 1998 | 141 |
| 9. Monty Gilbreath at (3) UCLA, Sept. 5, 1987 | 136 |
| 10. Curtis Shearer vs. Utah*, Oct. 8, 1994 | 134 |

Season

| Pl. Player, Season | Yards |
|---------------------------|-------|
| 1. Monty Gilbreath, 1987 | 880 |
| 2. Patrick Rowe, 1988 | 799 |
| 3. Darnay Scott, 1991 | 680 |
| 4. Curtis Shearer, 1994 | 630 |
| 5. Donte Gamble, 2001 | 595 |
| 6. Jon Robertson, 1970 | 557 |
| 7. Phil Smith, 1981 | 553 |
| 8. Steve Stapler, 1978 | 552 |
| 9. Michael Franklin, 2005 | 527 |
| 10. Darnay Scott, 1992 | 499 |



Monty Gilbreath holds the San Diego State record for kickoff returns and return yards in a season and a career.

Career

| Pl. Player, Seasons | Yards |
|------------------------------------|-------|
| 1. Monty Gilbreath, 1986-87-88-89 | 1,505 |
| 2. Darnay Scott, 1991-92-93 | 1,397 |
| 3. Patrick Rowe, 1987-88-90-91 | 1,232 |
| 4. Phil Smith, 1981-82 | 1,003 |
| 5. Az Hakim, 1994-95-96-97 | 999 |
| 6. Steve Stapler, 1978-79 | 886 |
| 7. Curtis Shearer, 1991-92-93-94 | 875 |
| 8. Michael Franklin, 2002-03-04-05 | 823 |
| 9. Damon Gourdine, 1997-98-99 | 816 |
| 10. Mike Fox, 1980-81-82 | 721 |

PUNTING

TEAM RECORDS

*Bold indicates career record or record set in 2005 by current Aztec. * - Indicates conference game.*

Most Punts

Game: 12, vs. Arizona State, 8/31/00, vs. Brigham Young, 11/29/86 and vs. Tennessee State, 9/15/67
Season: 86, in 1980 (4-8)

Fewest Punts

Game: 0, most recent: vs. E. Illinois, 10/6/01
Season: 25, 1959 (1-6-1)

Most Yardage

Game: 158, vs. Utah*, 10/24/98
Season: 483, in 1969 (11-0)

Highest Average Per Punt

Game: 53.0 (6), at Brigham Young, 9/16/95 (min. 3)
Season: 44.8, in 2005 (5-7)

INDIVIDUAL RECORDS

Most Punts

Game: 12, Wayne Ross vs. BYU, 11/29/86 and John Beck vs. Tennessee St., 9/15/67
Season: 84, Mike Jezulin, 1980
Career: 248, vs. Wayne Ross, 1984-85-86-87

Most Yards

Game: 543, Wayne Ross vs. BYU, 11/29/86
Season: 3,435, Mike Jezulin, 1980
Career: 10,402, Wayne Ross, 1984-85-86-87

Highest Average

Game: 54.8, Mike Saxson vs. BYU, 10/22/83 (min. 6)
Season: 46.5, Noel Prefontaine, 1996
Career: 44.7, Noel Prefontaine, 1995-96

ATTEMPTS

Game

| Pl. Player (Rk.) Opponent, Date | Number |
|--|--------|
| 1. Wayne Ross vs. Brigham Young*, Nov. 29, 1986 | 12 |
| John Beck vs. Tennessee State, Sept. 15, 1967 | 12 |
| 3. Michael Hughes at (9) Ohio St., Sept. 17, 2005 | 11 |
| Joe Santos vs. (2) Miami, Dec. 1, 1990 | 11 |
| Mike Jezulin vs. New Mexico, Nov. 22, 1980 | 11 |
| 6. Justin Sisco at Illinois, Sept. 11, 1999 | 10 |
| Don Copeland at So. California, Sept. 12, 1998 | 10 |
| Bill Kushner at (5) UCLA, Sept. 3, 1988 | 10 |
| Wayne Ross at (12) Okla. St., Sept. 24, 1984 | 10 |
| 10. Six tied at | 9 |

Season

| Pl. Player, Season | Number |
|-----------------------|--------|
| 1. Mike Jezulin, 1980 | 84 |

| | |
|--------------------------------|----|
| 2. Wayne Ross, 1984 | 73 |
| 3. Seth Santoro, 2003 | 70 |
| 4. Wayne Ross, 1986 | 69 |
| Willie Buchanan, 1971 | 69 |
| 6. Michael Hughes, 2005 | 67 |
| 7. Don Copeland, 1997 | 65 |
| Scott Oatsvall, 1992 | 65 |
| 9. Don Copland, 1998 | 64 |
| 10. Brian Simnjanovski, 2001 | 63 |

Career

| Pl. Player, Seasons | Number |
|--------------------------------------|--------|
| 1. Wayne Ross, 1984-85-86-87 | 248 |
| 2. Brian Simnjanovski, 1999-00-01-02 | 178 |
| 3. Tim Thorn, 1972-73-74 | 140 |
| 4. Mike Jezulin, 1980-81 | 139 |
| 5. Willie Buchanan, 1970-71 | 129 |
| 6. Don Copeland, 1997-98 | 126 |
| 7. Michael Hughes, 2004-05 | 111 |
| 8. Ed Kaszycki, 1993-94 | 109 |
| 9. Jason Savorn, 1990-91-93 | 108 |
| 10. Joe Santos, 1988-89 | 104 |

YARDS

Game

| Pl. Player (Rk.) Opponent, Date (Punts) | Yards |
|--|-------|
| 1. Wayne Ross vs. Brigham Young*, 11-29-86 (12) | 543 |
| 2. Michael Hughes at (9) Ohio St., 9-17-05 (11) | 483 |
| 3. Mike Jezulin vs. New Mexico*, 11-22-80 (11) | 482 |
| 4. Joe Santos at (7) Miami, 11-18-89 (11) | 437 |
| 5. Don Copeland at Air Force*, 9-27-97 (9) | 432 |
| 6. Wayne Ross at (12) Oklahoma St., 9-24-84 (9) | 428 |
| 7. Brian Simnjanovski at Colorado St., 9-22-01 (9) | 421 |
| 8. Michael Hughes at UNLV*, 10-8-05 (8) | 408 |
| 9. Wayne Ross at Brigham Young*, 11-7-87 (8) | 399 |
| 10. Mike Saxson at New Mexico*, 11-19-83 (8) | 386 |

Season

| Pl. Player, Season | Yards |
|--------------------------------|-------|
| 1. Mike Jezulin, 1980 | 3,435 |
| 2. Wayne Ross, 1984 | 3,128 |
| 3. Seth Santoro, 2003 | 2,915 |
| 4. Don Copeland, 1997 | 2,797 |
| 5. Wayne Ross, 1986 | 2,782 |
| 6. Brian Simnjanovski, 2001 | 2,747 |
| 7. Michael Hughes, 2005 | 2,653 |
| 8. Mike Saxson, 1983 | 2,592 |
| 9. Wayne Ross, 1987 | 2,555 |
| 10. Brian Simnjanovski, 2002 | 2,525 |

Career

| Pl. Player, Seasons | Yards |
|--------------------------------------|--------|
| 1. Wayne Ross, 1984-85-86-87 | 10,402 |
| 2. Brian Simnjanovski, 1999-00-01-02 | 7,627 |
| 3. Mike Jezulin, 1980-81 | 5,794 |
| 4. Don Copeland, 1997-98 | 5,318 |
| 5. Tim Thorn, 1972-73-74 | 5,157 |
| 6. Willie Buchanan, 1970-71 | 4,751 |
| 7. Michael Hughes, 2004-05 | 4,673 |
| 8. Noel Prefontaine, 1995-96 | 4,469 |
| 9. Joe Santos, 1988-89 | 4,287 |
| 10. Ed Kaszycki, 1993-94 | 4,192 |

AVERAGE

Game

Min. 4 attempts

| Pl. Player (Rk.) Opponent, Date (Punts) | Avg. |
|--|------|
| 1. Mike Saxson vs. BYU*, Oct. 22, 1983 (6) | 54.8 |
| 2. Noel Prefontaine at BYU*, Sept. 16, 1995 (5) | 53.0 |
| 3. Noel Prefontaine vs. Air Force*, Nov. 28, 1996 (6) | 51.7 |
| 4. Mike Saxson at Hawai'i*, Nov. 6, 1982 (5) | 51.2 |
| 5. Michael Hughes at UNLV*, Oct. 8, 2005 (8) | 51.0 |
| 6. Noel Prefontaine vs. Wyoming*, Nov. 11, 1995 (5) | 50.0 |
| 7. Wayne Ross at Brigham Young*, Nov. 7, 1987 (8) | 49.9 |
| 8. Michael Hughes at Colorado St.*, Nov. 12, 2005 (6) | 49.7 |
| Joe Santos at Colorado State*, Oct. 22, 1988 (6) | 49.7 |
| 10. Mike Saxson at Brigham Young*, Nov. 13, 1982 (6) | 49.3 |


Season

| Pl. Player, Season (No.-Yds.) | Avg. |
|---|-------|
| 1. Noel Prefontaine, 1996 (48-2,234) | 46.54 |
| 2. Mike Saxson, 1983 (57-2,592) | 45.47 |
| 3. Michael Hughes, 2005 (67-3,003) | 44.82 |
| 4. Brian Simnjanovski, 2001 (63-2747) | 43.60 |
| 5. Don Copeland, 1997 (65-2,797) | 43.03 |
| 6. Noel Prefontaine, 1995 (52-2,235) | 42.98 |
| 7. Mike Jezulin, 1981 (55-2,359) | 42.89 |
| 8. Wayne Ross, 1984 (73-31,28) | 42.85 |
| 9. Brian Simnjanovski, 2000 (55-2,356) | 42.84 |
| 10. Joe Santos, 1988 (49-2,097) | 42.80 |

Career

Min. 90 attempts

| Pl. Player, Seasons | Avg. |
|--------------------------------------|------|
| 1. Noel Prefontaine, 1995-96 | 44.7 |
| 2. Mike Saxson, 1982-83 | 44.1 |
| 3. Brian Simnjanovski, 1999-00-01-02 | 42.8 |
| 4. Don Copeland, 1997-98 | 42.2 |
| 5. Michael Hughes, 2004-05 | 42.1 |
| 6. Wayne Ross, 1984-85-86-87 | 41.9 |
| 7. Mike Jezulin, 1980-81 | 41.7 |
| 8. Joe Santos, 1988-89 | 40.8 |
| 9. Ed Kaszycki, 1993-94 | 38.5 |
| 10. Jason Savorn, 1990-91-93 | 38.3 |



Noel Prefontaine's punting average of 46.54 yards in 1996 is the best mark in school history.

MISCELLANEOUS RECORDS

UNIVERSITY HISTORY RECORDS OPPONENTS REVIEW PLAYERS COACHES '06 SEASON

TEAM RECORDS

*Bold indicates career record or record set in 2005 by current Aztec. * - Indicates conference game.*

Most Wins

Season: 11, in 1969 (11-0) and 1966 (11-0)

Most Consecutive Wins

Overall: 25, (10/23/65 - 11/18/67)
Season: 11, in 1969 (11-0) and 1966 (11-0)

Most Conference Wins

Season: 7, in 1998 (7-1 WAC) and 1986 (7-1 WAC)
MWC: 4, in 2005 (4-4) and 2002 (4-3)

Most Returns for Touchdowns

Game: 3, vs. Hawai'i, 10/11/96
Season: 6, in 1970 (9-2)

Largest Winning Margin

Game: 72, vs. Santa Barbara, 11/21/53
League: 72, vs. Santa Barbara, 11/21/53
MWC: 32, vs. Wyoming, 11/27/99

Largest Winning Margin

| Pl. | (Rk.) Opponent, Date | Pts. |
|-----|---|------|
| 1. | Santa Barbara*, Nov. 21, 1953 | 72 |
| 2. | California Christian, Oct. 1, 1927 | 71 |
| 3. | Cal Poly (SLO)*, Oct. 5, 1963 | 69 |
| 4. | CS Los Angeles*, Oct. 27, 1951 | 64 |
| 5. | UC Santa Barbara*, Nov. 14, 1970 | 58 |
| | at El Centro Junior College, Nov. 5, 1924 | 58 |
| 7. | San Francisco State, Sept. 26, 1964 | 54 |
| 8. | San Fernando Valley State*, Nov. 14, 1964 | 53 |
| 9. | Utah*, Nov. 3, 1990 | 52 |
| | at Cal Poly (SLO)*, Oct. 3, 1964 | 52 |

FIRST DOWNS

Most First Downs

Season: 305, in 1993 (6-6)

Fewest First Downs

Season: 80, in 1958 (3-5)
Div. I: 187, in 2000 (3-8)

Fewest First Downs Allowed

Season: 86, in 1958 (3-5)
Div. I: 134, in 1970 (9-2)

Most First Downs Allowed

Season: 289, in 1983 (2-9-1)

Most First Downs Passing

Season: 174, in 1990 (6-5)

Most First Downs Rushing

Season: 133, in 1995 (8-4)

Most First Downs By Penalty

Season: 27, in 1993 (6-6)

Season

| Pl. | Season | First Downs |
|-----|--------------|-------------|
| 1. | 1993 (6-6) | 305 |
| 2. | 1989 (6-5-1) | 292 |
| 3. | 1991 (8-4-1) | 291 |
| 4. | 1990 (6-5) | 287 |
| 5. | 1995 (8-4) | 282 |
| 6. | 2002 (4-9) | 281 |
| | 1987 (5-7) | 281 |
| 8. | 1969 (11-0) | 264 |
| 9. | 1996 (8-3) | 260 |
| 10. | 1985 (5-6-1) | 259 |

PENALTIES

Fewest Penalties

Season: 27, in 1959 (1-6-1)
Div. I: 66, in 2001 (3-8)

Most Penalties

Season: 110, in 1985 (5-6-1)

Fewest Penalty Yards

Season: 243, in 1959 (1-6-1)
Div. I: 487, in 2000 (3-8)

Most Penalty Yards

Season: 1,144, in 1970 (9-2)

FUMBLES

Fewest Fumbles

Season: 13, in 1992 (5-5-1)

Most Fumbles

Season: 54, in 1955 (2-8)
Div. I ERA: 39, in 1973 (9-1-1)

Fewest Fumbles Lost

Season: 5, in 1992 (5-5-1) and 1961 (7-2-1)

Most Fumbles Lost

Season: 29, in 1955 (2-8)
Div. I: 25, in 1973 (9-1-1)



Don Coryell led the Aztecs to a school-best 25 straight victories from 1965-67, an Aztec record that stands to this day. At the end of the 1968 season, SDSU won its final game and ran off 20 more wins over the course of the next two campaigns.

LONGEST PLAYS

PASSING PLAYS

| Yds. | Passer to Receiver, Opponent, Date (Result) |
|------|---|
| 92 | Brian Sipe to Robert West at Fresno St.*, Oct. 30, 1971 (L, 10-17) |
| 87 | J.R. Tolver to Kassim Osgood at Hawai'i, Dec. 7, 2002 (L, 40-41) |
| 87 | Jack Hawley to Derrick Lewis at UNLV*, Nov. 20, 1999 (W, 37-7) |
| 87 | Tim Gutierrez to Marshall Faulk at Fresno St.*, Nov. 20, 1993 (L, 37-63) |
| 86 | Dennis Shaw to Tom Nettles vs. So. Mississippi, Nov. 9, 1968 (W, 68-7) |
| 85 | Billy Blanton to Nate Jacquet at UNLV*, Nov. 16, 1996 (L, 42-44) |
| 85 | Doug Matheson to Dan Laskowski vs. Weber St., Sept. 23, 1967 (W, 58-12) |
| 84 | Todd Santos to Vince Warren vs. Colorado St.*, Oct. 20, 1984 (W, 41-24) |
| 83 | Mark Halda to Bobby Taylor vs. Miami, Oct. 13, 1979 (W, 31-20) |
| 83 | Mark Halda to Steve Stapler vs. Wisconsin, Sept. 29, 1979 (W, 24-17) |
| 83 | Jeff Atteberry to Mike Reed vs. UC Santa Barbara*, Nov. 14, 1970 (W, 65-7) |
| 82 | David Lowery to Darnay Scott at California, Sept. 11, 1993 (W, 22-20) |
| 82 | Don Horn to Craig Scoggins vs. Cal St. Los Angeles*, Nov. 26, 1966 (W, 39-12) |

RUSHING PLAYS

| Yds. | Player, Opponent, Date (Result) |
|------|--|
| 98 | Phil Prokop vs. Pepperdine*, Oct. 11, 1952 (W, 33-13) |
| 92 | Chris Hardy vs. Texas-El Paso*, Nov. 16, 1985 (W, 34-6) |
| 92 | Chris Hardy vs. Colorado St.*, Sept. 28, 1985 (W, 48-23) |
| 92 | Volney Quinlan vs. San Diego Marines, Oct. 13, 1951 (W, 34-18) |
| 88 | Kern Carson at Fresno St.*, Nov. 2, 1963 (W, 34-6) |
| 86 | Ted Washington vs. North Dakota St. Nov. 5, 1966 (W, 36-0) |
| 85 | Bob Tomlinson vs. Utah St., Sept. 19, 1947 (W, 24-19) |
| 79 | Jesus Reyes vs. UTEP*, Nov. 21, 1998 (W, 34-29) |
| 77 | Larry Ned at Utah*, Oct. 23, 1999 (L, 16-38) |
| 76 | Bob Cozens vs. Caltech, Nov. 14, 1941 (W, 44-6) |
| 75 | George Jones vs. Fresno St.*, Oct. 14, 1995 (W, 48-24) |
| 75 | Jimmy Pyles at New Mexico, Nov. 24, 1956 (L, 6-34) |
| 75 | Jim Simmons vs. Cal Poly*, Nov. 19, 1949 (W, 40-19) |

INTERCEPTION RETURNS

| Yds. | Player, Opponent, Date (Result) |
|------|--|
| 100 | Harold Hicks vs. Hawai'i*, Nov. 22, 1986 (W, 35-5) |
| 100 | Dave Croudpip vs. Long Beach St., Oct. 23, 1982 (W, 51-17) |
| 98 | Terrell Ward at New Mexico*, Oct. 6, 1979 (W, 35-7) |
| 98 | Bob Jones vs. North Dakota St., Nov. 5, 1966 (W, 36-0) |
| 97 | Tory Nixon at Air Force*, Sept. 1, 1984 (L, 16-34) |
| 96 | James McMichael vs. LaVerne*, Oct. 19, 1935 (W, 14-6) |
| 91 | Dick Weber at San Fernando Valley St.*, Nov. 11, 1967 (W, 30-21) |
| 88 | Ricky Parker at Oklahoma, Sept. 9, 1995 (L, 22-38) |
| 86 | Joe Martin at UNLV*, Oct. 8, 2005 (L, 10-13) |
| 85 | Jacob Elimimian at UTEP, Sept. 13, 2003 (W, 34-0) |
| 85 | Bob Tomlinson at Fresno St.*, Nov. 5, 1949 (W, 18-7) |
| 85 | Eddie Preisler vs. San Diego Marines, Nov. 11, 1938 (W, 9-0) |

KICKOFF RETURNS

| Yds. | Player, Opponent, Date (Result) |
|------|---|
| 100 | Charlie Crews vs. Texas-El Paso*, Nov. 17, 1979 (W, 42-20) |
| 100 | Mel Jacobs vs. North Texas St., Sept. 20, 1975 (W, 31-10) |
| 99 | Mike Fox vs. Colorado St.*, Nov. 20, 1982 (W, 38-10) |
| 98 | Jon Robertson vs. Brigham Young, Oct. 3, 1970 (W, 31-11) |
| 97 | Jim Sandusky at New Mexico*, Nov. 19, 1983 (L, 14-34) |
| 96 | Jesus Reyes at Wyoming*, Nov. 1, 1997 (L, 17-41) |
| 96 | Art Preston vs. Arizona St., Oct. 20, 1951 (T, 27-27) |
| 91 | Kern Carson at Cal St. Los Angeles, Oct. 19, 1963 (L, 30-43) |
| 87 | Art Preston vs. Cal Poly Pomona, Oct. 8, 1949 (W, 33-13) |
| 85 | Az Hakim vs. Navy, Sept. 5, 1997 (W, 45-31) |
| 85 | Art Delvaux vs. San Fernando Valley St.*, Nov. 14, 1964 (W, 53-0) |

PUNT RETURNS

| Yds. | Player, Opponent, Date (Result) |
|------|---|
| 95 | Damon Gourdine vs. Utah*, Oct. 24, 1998 (W, 21-20) |
| 91 | Ray Peterson vs. Fresno St.*, Nov. 21, 1992 (L, 41-45) |
| 90 | Jim Sandusky at Utah*, Sept. 17, 1983 (L, 24-27) |
| 88 | Art Preston at Pepperdine, Oct. 1, 1949 (W, 9-7) |
| 87 | Kyle Conerly vs. UNLV*, Oct. 26, 2002 (W, 31-21) |
| 86 | Mel Jacobs vs. Texas-El Paso, Sept. 6, 1975 (W, 31-10) |
| 80 | Gilbert Warren vs. Cal St. Northridge, Nov. 3, 1962 (W, 39-0) |
| 79 | Eric Lewis vs. San Jose St.*, Nov. 8, 1997 (W, 48-21) |
| 79 | Nate Wright at Fresno St.*, Oct. 28, 1967 (W, 28-21) |
| 78 | T.C. Wright vs. Long Beach St., Sept. 8, 1991 (W, 49-13) |
| 76 | Webster Slaughter vs. New Mexico*, Nov. 23, 1985 (W, 52-20) |
| 75 | Ray Peterson vs. Navy, Sept. 3, 1994 (W, 56-14) |

FIELD GOALS

| Yds. | Player, Opponent, Date (Result) |
|------|---|
| 57 | Ed Corral at Air Force*, Sept. 20, 1980 (W, 13-10) |
| 54 | Chris O'Brien at Air Force*, Nov. 2, 1985 (L, 10-31) |
| 53 | Peter Holt at Colorado St.*, 1996 (L, 18-27) |
| 53 | Steve LaPlant vs. Arizona, Nov. 8, 1975 (L, 24-31) |
| 52 | Dave Meyer at New Mexico*, Oct. 3, 1981 (W, 17-15) |
| 51 | J.C. Mejia at Colorado St.*, Nov. 15, 2003 (L, 6-21) |
| 51 | Chris O'Brien vs. New Mexico*, Nov. 17, 1984 (W, 37-31) |
| 50 | Garrett Palmer vs. Nevada, Sept. 25, 2004 (W, 27-10) |
| 50 | Nate Tandberg vs. New Mexico*, Oct. 11, 1997 (L, 21-36) |
| 50 | Andy Trakas vs. Long Beach St., Sept. 15, 1990 (W, 38-20) |
| 50 | Andy Trakas at Miami, Nov. 18, 1989 (L, 6-42) |
| 50 | Tyler Ackerson at Stanford, Sept. 17, 1988 (L, 10-31) |
| 50 | Chris O'Brien vs. New Mexico*, Nov. 17, 1984 (W, 37-31) |
| 50 | Marco Morales at Air Force*, Sept. 11, 1982 (L, 32-44) |
| 50 | Steve Duncan vs. Cal St. Fullerton, Sept. 10, 1977 (W, 34-17) |

PUNTS

| Yds. | Player, Opponent, Date (Result) |
|------|--|
| 82 | Noel Prefontaine at New Mexico*, Oct. 19, 1996 (W, 48-42) |
| 80 | Mike Saxon at Brigham Young*, Nov. 13, 1982 (L, 8-58) |
| 78 | Michael Hughes at UNLV*, Oct. 8, 2005 (L, 10-13) |
| 76 | Joe Duke vs. San Diego Marines, Nov. 21, 1959 (L, 6-64) |
| 73 | Michael Hughes at Colorado St.*, Nov. 12, 2005 (W, 30-10) |
| 73 | Ed Mendez vs. Long Beach St.*, Oct. 12, 1963 (W, 33-8) |
| 70 | Noel Prefontaine vs. Air Force*, Nov. 28, 1996 (W, 28-23) |
| 70 | Jack Henley vs. Cal Poly Pomona, Oct. 28, 1950 (W, 49-20) |
| 69 | Mike Saxon vs. Brigham Young*, Nov. 22, 1983 (W, 32-7) |
| 68 | Tim Thorn at Kent St., Sept. 30, 1972 (W, 14-0) |

* - Indicates conference game.

ALL OPPONENT PLAYS

| Yds. | Player, Opponent, Date (Result) |
|------|--|
| 100 | Will Allen interception return, at (2) Ohio State, Sept. 9, 2003 |
| 100 | Emmanuel Franklin interception return, at Arizona State, Sept. 8, 2001 |
| 100 | Dexter Wynn kickoff return, vs. Colorado State, Oct. 28, 2000 |
| 100 | Jessie Kendrick kickoff return, vs. Cal State Los Angeles, Oct. 25, 1952 |
| 99 | Terry Peel pass to Robert Ford, at Houston, Oct. 14, 1972 |
| 99 | Roy Ross kickoff return, vs. Texas-El Paso, Nov. 24, 1990 |
| 98 | Paul Oates pass to Sean Foster, vs. Long Beach State, Oct. 14, 1989 |
| 98 | Mike Harris kickoff return, vs. Tampa, Sept. 21, 1974 |
| 97 | Troy Reffett interception return, at Texas-El Paso, Nov. 12, 1988 |
| 97 | Jimmy Pyles rush, vs. San Diego Marines, Nov. 8, 1958 |

ATTENDANCE RECORDS

'06 SEASON

COACHES

PLAYERS

REVIEW

OPPONENTS

RECORDS

HISTORY

UNIVERSITY

HIGHEST HOME GAME ATTENDANCE

| Rk. | Att. | Opponent | Date | Result |
|-----|---------------|----------------------------|-----------------------|-----------------|
| 1. | 59,473 | (16) Iowa (HB) | Dec. 30, 1986 | L, 38-39 |
| 2. | 57,216 | Idaho State (so) (FW) | Sept. 4, 2004 | W, 38-21 |
| 3. | 56,737 | Brigham Young* | Nov. 16, 1991 | T, 52-52 |
| 4. | 55,868 | San Jose State (FW) | Sept. 24, 2005 | W, 52-21 |
| 5. | 53,611 | Arizona | Nov. 8, 1975 | L, 24-31 |
| 6. | 52,318 | (1) Miami | Nov. 28, 1992 | L, 17-63 |
| 7. | 50,710 | UCLA (so) | Sept. 3, 2005 | L, 21-44 |
| 8. | 50,453 | (13) Florida State | Nov. 19, 1977 | W, 41-16 |
| 9. | 50,338 | (19) UCLA | Sept. 20, 1986 | L, 14-45 |
| 10. | 50,318 | (4) UCLA | Sept. 9, 1984 | L, 15-18 |
| 11. | 50,021 | (23) Hawai'i | Nov. 14, 1992 | W, 52-28 |
| 12. | 49,466 | Texas-El Paso | Oct. 17, 1992 | W, 49-27 |
| 13. | 48,817 | North Texas State | Nov. 22, 1969 | W, 42-24 |
| 14. | 48,632 | Pacific* | Nov. 8, 1969 | W, 58-32 |
| 15. | 47,605 | UC Santa Barbara* | Oct. 25, 1969 | W, 55-13 |
| 16. | 47,125 | Montana State | Nov. 18, 1967 | W, 14-3 |
| 17. | 46,294 | Fresno State* | Oct. 31, 1970 | W, 56-14 |

Another large crowd that San Diego State has played before at Qualcomm Stadium, but is not considered a home game and hence is not listed above is:

53,611 vs. Southern California (HC) Sept. 5, 1992 T, 31-31

so - indicates season opener; FW - indicates SkyShow; HB - Holiday Bowl (game listed as a home game for SDSU per NCAA guidelines); HC - Ralph's Holiday Classic.

ROAD/NEUTRAL GAME ATTENDANCE

| Rk. | Att. | Opponent | Date | Result |
|-----|----------------|--------------------------|-----------------------|----------------|
| 1. | 109,432 | at (17) Michigan | Sept. 18, 2004 | L, 21-24 |
| 2. | 104,533 | at (9) Ohio State | Sept. 17, 2005 | L, 6-27 |
| 3. | 104,433 | at (2) Ohio State | Sept. 9, 2003 | L, 13-16 |
| 4. | 102,432 | at Ohio State | Oct. 20, 2001 | L, 12-27 |
| 5. | 80,000 | vs. Air Force* (MB) | Nov. 29, 1981 | L, 16-21 |
| 6. | 76,864 | at Wisconsin | Sept. 20, 1997 | L, 10-36 |
| 7. | 76,340 | at Wisconsin | Oct. 4, 1980 | L, 12-35 |
| 8. | 71,119 | at (14) Oklahoma | Sept. 9, 1995 | L, 22-38 |
| 9. | 71,081 | at (3) Washington | Sept. 13, 1997 | L, 3-36 |
| 10. | 65,407 | at (11) Brigham Young* | Oct. 12, 1985 | L, 0-28 |
| 11. | 65,261 | at Brigham Young* | Sept. 10, 1992 | W, 45-38 |
| 12. | 64,471 | at Brigham Young* | Nov. 13, 1982 | L, 8-58 |
| 13. | 64,431 | at Brigham Young* | Nov. 7, 1987 | L, 21-38 |
| 14. | 64,050 | at (4) Brigham Young* | Nov. 10, 1984 | L, 3-34 |
| 15. | 62,168 | at Missouri | Sept. 8, 1979 | L, 15-45 |
| 16. | 61,194 | at Brigham Young* | Oct. 21, 2000 | W, 16-15 |
| 17. | 60,044 | at (4) Brigham Young* | Sept. 22, 1990 | L, 34-62 |
| 18. | 59,362 | at Brigham Young* | Nov. 2, 2002 | L, 10-34 |
| 19. | 58,576 | at (23) Brigham Young* | Nov. 10, 1994 | L, 28-35 |
| 20. | 57,221 | at Brigham Young* | Sept. 16, 1995 | L, 19-31 |
| 21. | 57,211 | at (1) Washington | Oct. 2, 1982 | L, 25-46 |
| 22. | 56,721 | at (1) Miami | Nov. 30, 1991 | L, 12-39 |

MB - Mirage Bowl (Tokyo, Japan)

YEAR-BY-YEAR ATTENDANCE

| Year | All Gms. | Overall Record | Overall Total | Overall Average | Home Gms. | Home Record | Home Total | Home Average | Largest Home Crowd |
|------|----------|----------------|---------------|-----------------|-----------|-------------|------------|--------------|----------------------------------|
| 1969 | 11 | 11 0 0 | 354,938 | 32,267 | 6 | 6 0 0 | 246,834 | 41,139 | 48,817 vs. North Texas State |
| 1970 | 11 | 9 2 0 | | | 7 | 6 1 0 | 236,845 | 33,835 | 46,294 vs. Fresno State |
| 1971 | 11 | 6 5 0 | | | 7 | 5 2 0 | 182,471 | 26,047 | 39,464 vs. Pacific |
| 1972 | 11 | 10 1 0 | 279,168 | 25,278 | 7 | 7 0 0 | 215,715 | 30,816 | 39,048 vs. Iowa State |
| 1973 | 11 | 9 1 1 | 261,893 | 23,808 | 7 | 6 1 0 | 212,407 | 30,201 | 38,627 vs. Iowa State |
| 1974 | 11 | 8 2 1 | 294,617 | 26,783 | 8 | 7 0 1 | 229,524 | 28,691 | 35,344 vs. Fresno State |
| 1975 | 11 | 8 3 0 | 323,717 | 29,428 | 6 | 4 2 0 | 252,242 | 42,040 | 53,611 vs. Arizona |
| 1976 | 11 | 10 1 0 | | | 8 | 7 1 0 | 278,889 | 34,861 | 41,756 vs. Brigham Young |
| 1977 | 11 | 10 1 0 | | | 7 | 7 0 0 | 274,068 | 38,153 | 50,453 vs. (13) Florida State |
| 1978 | 11 | 4 7 0 | 312,434 | 28,403 | 5 | 4 1 0 | 179,047 | 35,809 | 42,424 vs. Fresno State (so) |
| 1979 | 11 | 8 3 0 | 379,955 | 34,541 | 6 | 5 1 0 | 236,978 | 39,978 | 46,121 vs. Brigham Young |
| 1980 | 12 | 4 8 0 | 352,968 | 32,088 | 6 | 2 4 0 | 149,068 | 24,450 | 28,212 vs. UNLV |
| 1981 | 11 | 6 5 0 | 391,934 | 35,630 | 5 | 2 3 0 | 171,829 | 34,366 | 45,750 vs. Iowa State (so) |
| 1982 | 12 | 7 5 0 | 359,464 | 29,955 | 6 | 5 1 0 | 122,711 | 20,452 | 24,938 vs. Long Beach State |
| 1983 | 12 | 2 9 1 | | | 5 | 1 4 0 | 89,743 | 17,949 | 25,232 vs. Long Beach State |
| 1984 | 12 | 4 7 1 | 372,895 | 31,074 | 7 | 3 3 1 | 163,650 | 23,378 | 49,220 vs. (4) UCLA (so) |
| 1985 | 12 | 5 6 1 | 339,385 | 28,282 | 7 | 5 2 0 | 136,396 | 19,485 | 30,886 vs. Long Beach State (so) |
| 1986 | 12 | 8 4 0 | 310,297 | 28,208 | 6 | 4 2 0 | 190,336 | 31,723 | 59,473 vs. (16) Iowa (HB) |
| 1987 | 12 | 5 7 0 | 385,968 | 32,164 | 6 | 4 2 0 | 137,464 | 22,911 | 28,645 vs. Utah (so) |
| 1988 | 11 | 3 8 0 | 270,224 | 24,565 | 5 | 2 3 0 | 111,992 | 22,398 | 27,142 vs. Hawai'i |
| 1989 | 12 | 6 5 1 | 319,800 | 26,650 | 7 | 4 2 1 | 143,236 | 20,462 | 31,639 vs. UCLA |
| 1990 | 11 | 6 5 0 | 299,133 | 27,193 | 6 | 5 1 0 | 132,365 | 22,061 | 34,201 vs. Miami |
| 1991 | 13 | 8 4 1 | 461,660 | 35,512 | 7 | 5 1 1 | 232,689 | 33,241 | 56,737 vs. Brigham Young |
| 1992 | 11 | 5 5 1 | 457,556 | 41,596 | 5 | 2 3 1 | 226,993 | 45,399 | 52,168 vs. USC (so) |
| 1993 | 12 | 6 6 0 | 461,122 | 38,426 | 7 | 4 3 0 | 269,339 | 38,477 | 44,669 vs. UCLA |
| 1994 | 11 | 4 7 0 | 362,640 | 32,967 | 6 | 3 3 0 | 191,271 | 31,879 | 40,922 vs. California |
| 1995 | 12 | 8 4 0 | 416,559 | 34,713 | 7 | 5 2 0 | 215,386 | 30,769 | 41,603 vs. Colorado State |
| 1996 | 11 | 8 3 0 | 283,032 | 25,730 | 6 | 6 0 0 | 170,498 | 28,416 | 34,812 vs. Oklahoma |
| 1997 | 12 | 5 7 0 | 439,923 | 36,660 | 5 | 3 2 0 | 130,109 | 26,022 | 29,869 vs. San Jose State |
| 1998 | 12 | 7 5 0 | 325,944 | 29,361 | 6 | 4 2 0 | 155,181 | 25,864 | 37,471 vs. Wisconsin (so) |
| 1999 | 11 | 5 6 0 | 361,894 | 32,899 | 5 | 2 3 0 | 149,398 | 29,880 | 40,836 vs. Brigham Young |
| 2000 | 11 | 3 8 0 | 326,081 | 29,643 | 5 | 0 5 0 | 117,244 | 23,449 | 30,931 vs. Arizona State (so) |
| 2001 | 11 | 3 8 0 | 378,840 | 34,440 | 6 | 2 4 0 | 135,109 | 22,518 | 30,064 vs. Brigham Young |
| 2002 | 13 | 4 9 0 | 394,023 | 30,309 | 5 | 2 3 0 | 126,316 | 25,263 | 33,610 vs. UCLA |
| 2003 | 12 | 6 6 0 | 396,227 | 33,019 | 6 | 4 2 0 | 135,754 | 22,626 | 32,137 vs. Brigham Young |
| 2004 | 11 | 4 7 0 | 480,708 | 43,701 | 5 | 3 2 0 | 179,976 | 35,995 | 57,216 vs. Idaho State (so) (FW) |
| 2005 | 12 | 5 7 0 | 465,423 | 38,785 | 6 | 3 3 0 | 217,339 | 36,223 | 55,868 vs. San Jose State (FW) |