

Game 7 | Wyoming (4-2; 1-0 MW) at San Diego State (4-2; 1-1 MW)

Saturday, Oct. 29, 2011 | **Announced:** 7 p.m. PT | **Kickoff:** 7:06 p.m. PT
Qualcomm Stadium/aka: Aztec Warrior Stadium (54,000) | San Diego, Calif.

TV: The Mtn. HD; 4SD HD (Cox Cable only) | Todd Harris (pxp); Todd Christensen (analyst); Jenny Cavnar (sl), Mike Helling (pro.)

Radio: AM 600 | Ted Leitner (play-by-play); Chris Eilo (analyst); Mike Costa (sidelines)

Live Stats/Audio: GoAztecs.com; In-Game Communication (media only): twitter.com/AztecsPR



WYOMING COWBOYS

4-2; 1-0 Mountain West

Ranking (AP/Coaches): --/--

Coach: Dave Christensen

Alma Mater: W. Washington '85

Career Record: 14-17/3rd

School Record: 14-17/3rd

vs. San Diego State: 1-1

SIDs: Tim Harkins/Andy Chapman

Website: WyomingAthletics.com

Next Game: vs. TCU

Nov. 5 | noon MT



SAN DIEGO STATE AZTECS

4-2; 1-1 Mountain West

Ranking (AP/Coaches): --/--

Coach: Rocky Long

Alma Mater: New Mexico '74

Career Record: 69-71/12th

School Record: 4-2/1st

vs. Wyoming: 8-2

SIDs: Mike May/Peggy Curtin

Website: GoAztecs.com

Next Game: vs. New Mexico

Nov. 5 | 5 p.m. PT

MATCHING BEST START IN 34 SEASONS, SDSU OPENS TWO-GAME HOMESTAND WITH WYOMING

Having matched its best record (4-2) after six games since the 1977 squad opened 5-1, San Diego State finally returns to action on Saturday following a stretch of 15 consecutive days without a game to face Wyoming. Game time is set for 7 p.m. PT at Qualcomm Stadium.

The contest will be televised nationally on The Mtn., and is also available to San Diego Cox Cable subscribers on Channel 4 San Diego.

In its last game on Thursday, Oct. 13, San Diego State returned to the victory column with a 41-27 triumph at Air Force. After the Falcons broke a 17-17 halftime tie with an early third quarter field

goal, the Aztecs took control, scoring 24 unanswered points. Sophomore running back Ronnie Hillman carried 27 times for 177 yards and two touchdowns, while senior quarterback Ryan Lindley was 15-of-21 for 209 yards and two TDs.

Tickets for Saturday's contest, which is a designated UT Youth and Family Night game, start at just \$11. In addition, \$16 tickets are available for half price when buying four or more.

This is the first of two consecutive home games for SDSU, which will face New Mexico next week. This is the only time this season that the Aztecs play consecutive home outings.

AT STAKE SATURDAY

■ San Diego State, off to a 4-2 start for the second consecutive season but just the second time in the last 15 years, will try to improve to 5-2 and match its best record after seven games in the last 34 campaigns (since opening 6-1 in 1977).

■ San Diego State ranks sixth nationally in turnover margin at +1.50 turnovers per game. The Aztecs have forced 19 turnovers through the first six games of the season.

■ SDSU has won six consecutive games in which it has turned the ball over two times or less, including four games this season.

■ Sophomore running back Ronnie Hillman

leads the nation in rushing at 138.83 yards per game. He took over the national lead after last Saturday's games.

■ Since the beginning of the 2010 season, SDSU has the 24th-highest football winning percentage.

■ SDSU has more wins in football and men's basketball since the beginning of the 2010 football season than any team in the country. SDSU has won 47 games during that stretch, two more than any other program in the country. Rounding out the top five in the category are Brigham Young (45), Alabama (43), Connecticut (43), North Carolina (42) and Wisconsin (42).

REVIEWING THE AIR FORCE GAME

■ The 14-point victory was the Aztecs' largest in the 16 all-time games played at Air Force.

■ San Diego State has won consecutive meetings against the Falcons for the first time since claiming victories in 2003 and 2004.

■ SDSU won for just the fifth time in Colorado Springs (1980, 1993, 2002, 2004 and 2011) and for the first time since 2004.

■ This is the first time the Aztecs have posted at least four wins in their first six games with at least two road wins since 1993.

■ Rocky Long has guided San Diego State to a 4-2 record in his first season as head coach at SDSU. That is the best record for a first-year Aztec coach since 1986, when Denny Stolz was 4-2 after six games.

■ Despite reaching the halfway point of the season, Rocky Long already has as many or more wins in his inaugural season at San Diego State than the previous four first-year coaches - Brady Hoke (4 in 2009), Chuck Long (3 in 2006), Tom Craft (4 in 2002) and Ted Tollner (4 in 1994).

■ Rocky Long claimed his 66th Mountain West victory. That is the second-highest total in the history of the league.

■ Brandon Davis returned a kickoff 98 yards for a touchdown in the second quarter. It was SDSU's second kickoff return for a touchdown (Colin Lockett vs. Cal Poly) this season, which ties a school record (also 1997 & 1983).

■ Ronnie Hillman recorded his 11th career 100-yard rushing game (in 19 career games) to tie Norm Nygaard (1952-54) and David Turner (1976-77) for fifth in program history. It was his ninth 150-yard rushing game, which passed George Jones (1995-96) for second in career 150-yard games. Marshall Faulk (1991-93) leads with 16.

■ Larry Parker posted his fifth interception in the fourth quarter. All five of his picks have come in the last four games (over a 11-quarter span). His five interceptions are the most by an Aztec since Jason Moore had five in 1996.

INSIDE...

Media PoliciesPage 2
SDSU's weekly news conference can be watched live on GoAztecs.com at noon PT Tuesday.

StorylinesPage 3
At 4-2, the Aztecs have matched their best record after six games in the last 34 seasons (since the 1977 squad opened 5-1).

SDSU-Wyoming SeriesPage 4
San Diego State has won six of the last seven meetings against Wyoming in San Diego.

RosterPage 20
Depth ChartPage 22
Game RecapsPage 23
Updated Player ProfilesPage 26
Last Time It Happened.....Page 35
Statistics.....Page 37

SAN DIEGO STATE (4-2; 1-1 MW)

S.3	Cal Poly	The Mtn.	W, 49-21
S.10	at Army	CBSSN	W, 23-20
S.17	Washington St. [SS]	The Mtn.	W, 42-24
S.24	at 22/21 Michigan	BTN	L, 7-28
O.8	TCU* [HC]	CBSSN	L, 14-27
O.13	at Air Force*	CBSSN	W, 41-27
O.29	Wyoming*	The Mtn.	7 p.m.
N.5	New Mexico*	The Mtn.	5 p.m.
N.12	at Colorado St.*	The Mtn.	3 p.m.
N.19	Boise St.*	CBSSN	5 p.m.
N.26	at UNLV*	The Mtn.	7 p.m.
D.3	Fresno St.*	CBSSN	5 p.m.

* - Mountain West Conference game. KGB-SS - KGB SkyShow. HC - Homecoming. All times Pacific.

SAN DIEGO STATE COACHING STAFF

Coach	Title	Gameday
Rocky Long	Head Coach	F
Andy Ludwig	Offensive Coordinator	B
Jeff Horton	Asst. HC/RBs	F
Dan Finn	Offensive Line	F
Daniel Gonzales	Safeties	F
Osia Lewis	Defensive Line	B
LeCharls McDaniel	Wide Receivers	F
Kevin McGarry	Linebackers	F
Brian Sipe	Quarterbacks	F
Tony White	CB/Recruiting Coordinator	B
Rick Court	Strength & Conditioning	F

B - Press Box; F - Field.

SDSU-WYOMING SERIES

Series: Wyoming leads, 17-15

Division I Era: Wyoming leads, 17-15

Home: 10-6 | Away: 5-11

Current Streak: SDSU, 1

Last Meeting: SDSU 48, WY 38 on 10/30/10 at Wyo.

Series Note: SDSU's has won six of the last seven meetings at the Q, with the lone Cowboy win coming on their most recent visit (30-27 on 11/14/09).

AZTEC MEDIA RELATIONS

Ph./Fax: 619-594-5547/619-582-6541

Overnight Address:

Aztec Athletics Center, Suite 3014
5302 55th Street
San Diego, CA 91982-4309Mike May* Associate AD/MRD
E-mail: mmay@mail.sdsu.edu
Cell: 619-957-8372Peggy Curtin* Assistant MRD
E-mail: mcurtin@mail.sdsu.edu
Cell: 619-540-6146Dave Kuhn Assistant MRD
E-mail: dkuhn@mail.sdsu.eduJamie McConeghy Assistant MRD
E-mail: jmcconeg@mail.sdsu.eduDarin Wong Assistant MRD
E-mail: dwong@mail.sdsu.eduAndrea Rogers Adm. Assistant
E-mail: arogers@mail.sdsu.eduDave Berry Coordinator of Multimedia
E-mail: dberry@mail.sdsu.edu

* - primary football contacts

AZTEC WEEKLY LUNCHEON

Each Tuesday during the football season, SDSU holds a media luncheon in the football recruiting lounge of the Fowler Athletics Center. The luncheon begins at 11:45 a.m. with food being served, followed by coach Long addressing the media at Noon. Select players follow. The news conference is carried live on the official athletic department website, GoAztecs.com.

MW TELECONFERENCE

Weekly teleconferences featuring San Diego State coach Rocky Long and the other seven Mountain West head coaches are scheduled every Tuesday, beginning Aug. 30 through Nov. 29.

This service is for accredited members of the media only. For more information contact the SDSU or MW media relations office.

WEEKLY SCHEDULE (PT)

9:00 a.m.	Moderator opens call
9:02 a.m.	Steve Fairchild, Colorado State
9:12 a.m.	Rocky Long, San Diego State
9:22 a.m.	Troy Calhoun, Air Force
9:32 a.m.	George Barlow, New Mexico
9:42 a.m.	Gary Patterson, TCU
9:52 a.m.	Dave Christensen, Wyoming
10:02 a.m.	Chris Petersen, Boise State
10:12 a.m.	Bobby Hauck, UNLV

WEEKLY MEDIA SCHEDULE

All practices are closed to both the public and the media with the lone exception being the first half hour of Tuesday's workout (media only). Members of the media planning to attend Tuesday's practice will need to call the media relations office to be placed on a list to gain access to the practice fields.

Post-practice interview requests should be submitted to the San Diego State media relations office no later than 10 a.m. on the day of the potential interview. Other interview requests must be made at least 24 hours in advance.

Red indicates a show that Rocky Long and/or SDSU football players appear on. Green indicates media opportunity for television network broadcasting Saturday's game. * - indicates event is simulcast live on GoAztecs.com. ^-indicates quotes from event will be available on GoAztecs.com.

SUNDAY (starting Oct. 23):

- ▶ 6:30 p.m. PT – Rocky Long informal meeting with the media to review Saturday's game at a location TBD (RSVP with the SDSU media relations office by Sunday morning at 10 a.m. PT).
- ▶ SDSU highlights/postgame sound available on Dragonfly System. Contact the media relations office for details.
- ▶ Media outlets from outside the San Diego market who would like to speak to coach Long should submit their requests no later than 2 p.m. PT on Sunday, as Long will not be available, except briefly in person, after Monday.

MONDAY:

- ▶ NO PRACTICE. All SDSU student-athlete features should take place on this day. Please submit player requests by 5 p.m. on Sunday. Outside of this window, student-athletes will only be available at Tuesday's news conference or briefly after Tuesday's practice.

TUESDAY: FINAL DAY OF STUDENT-ATHLETE AVAILABILITY FOR THE WEEK

- ▶ 9:12 a.m. – 9:22 a.m. PT – Rocky Long on MWC conference call. Contact the SDSU media relations office for details. This is the best opportunity for out of town media to get interviews with Rocky Long.
- ▶ *^Noon PT – Rocky Long weekly news conference (Fowler Athletics Center, 2nd floor recruiting lounge). Tuesday's news conference will preview the upcoming game.
- ▶ *^12:20 p.m. PT – SDSU student-athlete news conference (Fowler Athletics Center, 2nd floor recruiting lounge).
- ▶ 3:45 p.m. PT – 4:15 p.m. PT – Media who cover SDSU athletics on a regular basis are allowed to attend and shoot the first 30 minutes of practice.
- ▶ TBD – Post-practice interviews (Fowler Athletics Center, 2nd floor recruiting lounge). Student-athletes available for a brief time after practice. Players who participated in the news conference are not available post-practice.
- ▶ San Diego State news conference available on Dragonfly System (contact SDSU media relations for details).

WEDNESDAY:

- ▶ TBD – Post-practice interviews (Fowler Athletics Center, 2nd floor recruiting lounge). Rocky Long and assistant coaches available upon request after practice. Very limited availability for coach Long due to his radio show.
- ▶ *7 p.m. – 8 p.m. PT – **The Rocky Long Show on AM 600 KOGO live from Hooleys Irish Pub and Grill in La Mesa at Grossmont Center.**

THURSDAY: FINAL DAY OF ROCKY LONG/ASSISTANT COACHES AVAILABILITY

- ▶ Noon PT – Conference call for TV crew producing Saturday's game, **ROAD GAMES ONLY. Available only if requested in advance and must be set up by television crew.**
- ▶ TBD – Post-practice interviews (Fowler Athletics Center, 2nd floor recruiting lounge). Rocky Long and assistant coaches available upon request after practice.

FRIDAY: NO MEDIA AVAILABILITY

- ▶ Noon PT – TV crew producing Saturday's game, **HOME GAMES ONLY. Available only if requested in advance and will be conducted in person and on campus.**

SATURDAY:

- ▶ Postgame availability only. The SDSU locker room is closed at all times for both home and road games. For home games, all interviews will take place in the postgame interview room (top of Ramp A). For road games, interviews will take place at a designated area adjacent to the locker room. Please submit interview requests to a member of the SDSU media relations office by the mid-way point of the fourth quarter.

NEED TO KNOW

■ At 4-2, San Diego State has matched its best record after six games in 34 seasons (since the 1977 squad opened 5-1). It is the best record for the Aztecs under a first-year coach since 1986.

■ Although this is the second straight year the Aztecs have opened 4-2, it is just the second time in the last 15 seasons that San Diego State has won at least four of its first six games.

■ Sophomore running back **Ronnie Hillman** took over the national lead in rushing yards per game following last Saturday's games. Hillman, who has five 100-yard rushing efforts in six contests this season and 11 100-yard efforts in 19 career games, is averaging 138.83 rushing yards per game. He ranks second in career rushing yards per game among all active players at 124.5, trailing only Oregon's LaMichael James (137.6).

■ Senior quarterback **Ryan Lindley** extended his streak of consecutive games with a touchdown pass to 16 with a pair of TDs at Air Force. In his last eight contests, Lindley has six outings with no interceptions and one game with one INT. He ranks third among all active FBS players in passing yards (10,822), fourth in completions (821) and fifth in touchdown passes (79).

■ Senior cornerback **Larry Parker** extended his streak of games with an interception to four with a fourth-quarter pick against Air Force. Parker now has five interceptions this season, all coming in his last 11 quarters of action. This year, the human turnover maker has five picks, three forced fumbles and a fumble recovery. He ranks second nationally in interceptions per game and ninth in forced fumbles per game.

■ Senior linebacker **Miles Burris**, who needs just five more tackles to reach 200 career stops, ranks 11th nationally in tackles for loss this season with an average of 1.5 TFL per game. He has seven stops behind the line of scrimmage in his last three games and his 32 career solo stops behind the line of scrimmage rank fifth among all active players.

■ In its last home contest, San Diego State had a four-game home field winning streak broken and a seven-game winning streak against non-

top 25 teams snapped. The Aztecs have not lost consecutive home games since the 2008 campaign - a span of 18 contests.

■ San Diego State ranks sixth nationally in turnover margin at +1.50. Prudents always talk about the importance of this statistic and looking at the results, it is easy to see why. Five of the eight remaining undefeated teams in the country rank in the top 10 in this statistic and the top-11 teams in the category, including San Diego State, own a combined record of 65-13 (83.3 percent).

■ San Diego State has gone seven consecutive games without a turnover disadvantage, winning the turnover battle in six of those contests (with a tie in the category against TCU). In that seven-game span, SDSU is a +10 in the category. The Aztecs have won six straight when committing two turnovers or less.

■ San Diego State has forced three or more turnovers in five consecutive games for the first time since the last four games of the 2005 season and the 2006 opener. The Aztecs have forced 18 turnovers in their last five contests and their 19 turnovers forced this season are the eighth-most nationally and the most in the Mountain West, despite playing only six games. SDSU had a total of 16 turnovers gained all of last season (13 games).

■ San Diego State has tied a school record with two kickoff returns for touchdowns this season. Colin Lockett (94-yard) and Brandon Davis (98-yard) each have a KOR for touchdown.

■ The Aztecs have recovered 11 opponent fumbles this season, which ranks third in the nation, trailing only Cincinnati (12) and Michigan (12).

■ San Diego State ranks eighth in the nation in fewest penalties per game (4.33) and 11th in penalty yards per game (38.00). Both figures lead the Mountain West.

■ The Aztecs have a strong case to claim the Commander-In-Chief's Trophy. In its last 14 games (dating back to last season), San Diego State has victories over Air Force (27-25 on Oct. 16, 2010 and 41-27 on Oct. 13, 2011), Navy (35-14 on Dec. 23, 2010 in the Poinsettia Bowl) and Army (23-20 on Sept. 10).

MOUNTAIN WEST STANDINGS

Rk.	Team	MW	Overall
1.	TCU	3-0	5-2
2.	Boise State (5/5)	2-0	7-0
3.	Wyoming	1-0	4-2
4.	SDSU	1-1	4-2
	Colorado State	1-1	3-4
6.	UNLV	0-1	1-5
7.	New Mexico	0-2	0-7
8.	Air Force	0-3	3-4

■ **Saturday, October 22**
 at TCU 69, New Mexico 0 The Mtn.
 at Boise State 37, Air Force 26 VERSUS
 at UTEP 31, Colorado State 17

■ **Friday, October 28**
 Brigham Young at TCU, 7 p.m. CT ESPN

■ **Saturday, October 29**
 Air Force at New Mexico, Noon MT The Mtn.
 Colorado State at UNLV, 3 p.m. PT The Mtn.
Wyoming at SDSU, 7 p.m. PT The Mtn.













SDSU Non-Conference Opponents

Team	Conference	Overall
Michigan	2-1	6-1
Cal Poly	2-0	4-3
Washington State	1-3	3-4
Army	N/A	2-5

■ **Saturday, October 22**
 Cal Poly 23, at North Dakota St. 19
 at Vanderbilt 44, Army 21
 Oregon St. 44, at Washington St. 21 FSN

■ **Saturday, October 29**
 Purdue at Michigan (17/17), Noon ET
 Fordham at Army, 3:30 p.m. ET CBSSN
 Washington State at Oregon (7/7), Noon PT FSN
 South Dakota at Cal Poly, 6:05 p.m. PT

2011 SCHEDULE/RESULTS

Date	Opponent	Site	TV	Result/Time	Series	Note
Sept. 3	 CAL POLY Mustangs	San Diego, Calif. Qualcomm Stadium	The Mtn.	W, 49-21	SDSU, 14-11	SDSU improves to 27-17-4 in openers; Hillman runs for 189 yards, 2 TDs.
Sept. 10	 ARMY Black Knights	West Point, N.Y. Michie Stadium	CBS Sports	W, 23-20	SDSU, 1-0	Aztecs overcome 42:11-17:49 TOP; Hillman goes for 117 yards, 2 TDs
Sept. 17	 WASHINGTON STATE Cougars	San Diego, Calif. Qualcomm Stadium	The Mtn.	W, 42-24	Tied, 1-1	Aztecs score final 28 pts. of game Hillman: 32 car., 191 yds., 4 TDs
Sept. 24	 MICHIGAN Wolverines	Ann Arbor, Mich. Michigan Stadium	Big Ten Network	L, 7-28	Michigan, 2-0	Total Off: UM 413, SDSU 376 Aztecs had 10 poss. in UM territory
Oct. 8	 TCU Horned Frogs	San Diego, Calif. Qualcomm Stadium	CBS Sports	L, 14-27	TCU, 7-0	SDSU has season-high 4 TOs; SDSU rallied to within 20-14 in 4Q
Oct. 13	 at Air Force Falcons	USAF Academy, Colo. Falcon Stadium	CBS Sports	W, 41-27	AFA, 19-11	SDSU scores 24 unanswered pts. Hillman: 27 car., 177 yds., 2 TDs
Oct. 29	 WYOMING Cowboys	San Diego, Calif. Qualcomm Stadium	The Mtn.	7 p.m. PT	Wyo., 17-15	SDSU out for 1st b-t-b wins in series since '02-'03; 8-4 in MWC vs. WY
Nov. 5	 NEW MEXICO Lobos	San Diego, Calif. Qualcomm Stadium	The Mtn.	5 p.m. PT	SDSU, 22-15	Aztecs seeking 3rd straight win in series for 1st time since 1994-96
Nov. 12	 at Colorado State Rams	Fort Collins, Colo. Hughes Stadium	The Mtn.	4 p.m. MT	SDSU, 17-13	Aztecs are 5-1 in last 6 vs. CSU; SDSU has 124 pts. in last 4 meetings
Nov. 19	 BOISE STATE Broncos	San Diego, Calif. Qualcomm Stadium	CBS Sports	5 p.m. PT	First meeting	First-ever meeting; SDSU is 3-2 all-time vs. schools from Idaho
Nov. 26	 at UNLV Rebels	Las Vegas, Nev. Sam Boyd Stadium	The Mtn.	7 p.m. PT	SDSU, 12-8	SDSU has won 7 of last 9 but 3-4 all-time at Sam Boyd Stadium
Dec. 3	 FRESNO STATE Bulldogs	San Diego, Calif. Qualcomm Stadium	CBS Sports	5 p.m. PT	SDSU, 26-20-4	50 all-time meetings most vs. any Aztec opp.; 1st meeting since '02

AZTECS vs. WYOMING

Wyoming (4-2, 1-0 MW)

S.3	Weber State	W, 35-32
S.10	Texas State	W, 45-10
S.17	at Bowling Green	W, 28-27
S.24	Nebraska	L, 14-38
O.8	at Utah State	L, 16-63
O.15	UNLV *	W, 41-14
O.29	at San Diego State *	7 p.m. PT
N.5	TCU *	Noon MT
N.12	at Air Force *	Noon MT
N.19	New Mexico *	Noon MT
N.26	at Boise State *	Noon MT
D.3	at Colorado State *	Noon MT

STATISTICAL COMPARISON

San Diego State Averages & NCAA Rankings

Category	Avg.	NR	CR
Rushing Offense	179.33	39	5
Passing Offense	215.00	76	4
Total Offense	394.33	60	5
Scoring Offense	29.33	57	5
Rushing Defense	223.33	117	7
Pass Eff. Defense	123.32	48	2
Total Defense	404.50	76	3
Scoring Defense	24.50	49	3
Net Punting	39.36	17	1
Punt Returns	8.40	57	6
Kickoff Returns	22.81	48	4
Turnover Margin	1.50	6	1
Pass Defense	181.17	15	2
Pass Efficiency	122.66	81	6
Sacks	2.33	T-35	T-2
Tackles for Loss	6.33	47	2
Sacks Allowed	0.50	4	2

Wyoming Averages & NCAA Rankings

Category	Avg.	NR	CR
Rushing Offense	192.67	28	3
Passing Offense	225.67	64	3
Total Offense	418.33	44	4
Scoring Offense	30.33	47	4
Rushing Defense	195.17	100	4
Pass Eff. Defense	144.57	100	5
Total Defense	423.33	90	5
Scoring Defense	30.67	90	4
Net Punting	36.34	73	5
Punt Returns	12.75	18	2
Kickoff Returns	22.09	56	7
Turnover Margin	1.00	13	3
Pass Defense	228.17	66	6
Pass Efficiency	123.50	76	4
Sacks	2.33	T-35	2
Tackles for Loss	5.17	75	4
Sacks Allowed	0.83	18	3

SDSU-WYOMING: THE SERIES

■ San Diego State and Wyoming will meet for the 33rd time on Saturday with the Cowboys owning a 17-15 series advantage. The teams have met every season of the Mountain West era, with the Aztecs owning an 8-4 advantage in the current league.

■ San Diego State owns a 10-6 series advantage in "America's Finest City". The Aztecs had won six straight meetings in San Diego prior to the Cowboys' 30-27 victory in their most recent visit to the city (Nov. 14, 2009).

■ The two schools have met in each of the last 12 years as members of the Mountain West Conference. The two sides did not face one another in 1998, but the game was an annual affair from 1978 to 1997, when both played in the Western Athletic Conference.

■ The home team is 6-2 in the series, beginning with the 2003 game in San Diego. The visitor has claimed the last two meetings.

■ During the Aztecs' recent run of eight wins in 12 tries against the Cowboys, San Diego State has averaged 33.0 points in the seven wins and 17.8 points in the four losses.

■ SDSU has outscored Wyoming, 340-258, in the series since the MW's inception in 1999.

■ In the Mountain West era, the team that has more rushing yards owns a 9-3 record in the series.

■ Five of the last nine games in the series have been decided by five points or fewer.

■ Twice in the last four seasons the winning team has overcome a 21-point deficit. In 2007, San Diego State rallied from 21 points down, while Wyoming did it in 2009. Both of the rallies occurred at Qualcomm Stadium.

■ **SERIES TIDBITS:** In 2009, San Diego State rushed for 157 yards against Wyoming, marking the first time the Aztecs had surpassed the 100-yard rushing barrier since the 2005 game... Wyoming has rushed for 200 or more yards in three of its last five games against San Diego State... The Cowboys have 13 rushing touchdowns in the last five series meetings...

San Diego State has not thrown an interception in two of the last three meetings with Wyoming... The Cowboys have completed 60 percent or more of their pass attempts in five of the last six series games... San Diego State has not had a turnover advantage in the series since the 2003 contest... The Aztecs have a -7 turnover margin in the last seven meetings... In the last two meetings, San Diego State has converted 17-of-27 third-down attempts (63.0 percent), while Wyoming is 16-for-33 (48.5 percent) in the category... In the last three games, SDSU senior quarterback Ryan Lindley is 62-of-113 (54.9 percent) for 876 yards with four touchdowns and two interceptions for a quarterback rating of 128.13... Senior linebacker Miles Burris has 12 career stops with two tackles for loss and a sack against the Cowboys.

■ *Current Aztec career stats against Wyoming can be found in the right column, page 5.*

SDSU-WYOMING: CONNECTIONS

■ San Diego State head coach Rocky Long was the defensive coordinator for Wyoming from 1981-85.

■ SDSU offensive coordinator Andy Ludwig and Wyoming head coach Dave Christensen were both on the same coaching staff at Idaho State from 1990-91. Ludwig was an assistant for the Bengals, coaching the quarterbacks and receivers from 1989-91. Christensen, meanwhile, was Idaho State's offensive line, tight ends and running backs coach from 1990-91.

■ Wyoming director of operations Brian Wilkinson held a similar position at Cal, when SDSU's Andy Ludwig was the offensive coordinator for the Golden Bears in 2010.

■ Wyoming head coach Dave Christensen (1985) and SDSU athletic director Jim Sterk (1980) are both graduates of Western Washington University.

■ Aztec wide receivers coach LeCharls McDaniel and Cowboys' director of strength and conditioning Trent Greener worked together at Oregon State for the 2003-04 seasons.

■ SDSU sophomore linebacker Vaness Harris and Wyoming sophomore wide receiver Robert Herron both attended Dorsey High School in Los Angeles.

■ Aztec redshirt freshman Brandon Turner and sophomore Gabe Lemon both attended Lutheran High School in Orange, Calif., as did Cowboy freshman H-back Shane Sullivan.

THE SERIES vs. WYOMING

Wyoming leads, 17-15			
Home: 10-6, Away: 5-11			
Qualcomm/Jack Murphy/SD: 10-6			
MWC Era: 8-4, WAC Era: 7-13			
Longest SDSU Win Streak: 5 (1999-2003)			
Longest Wyo. Win Streak: 4 (1992-1995)			
Date	Location (Opp. NR)		Score
Western Athletic Conference Era			
O.14.78	A-War Memorial Stadium	L	22-31
N.3.79	H-San Diego Stadium (HC)	W	31-21
O.25.80	A-War Memorial Stadium	L	9-34
N.7.81	H-Jack Murphy Stadium (HC)	L	13-24
O.9.82	A-War Memorial Stadium	W	24-21
N.12.83	H-Jack Murphy Stadium (HC)	L	21-33
O.6.84	A-War Memorial Stadium	W	21-0
N.9.85	A-War Memorial Stadium	L	20-41
N.15.86	H-Jack Murphy Stadium	W	31-24
O.3.87	A-War Memorial Stadium	L	10-52
O.8.88	H-Jack Murphy Stadium	L	27-55
N.11.89	H-Jack Murphy Stadium	W	27-17
O.6.90	A-War Memorial Stadium	L	51-52
N.2.91	H-Jack Murphy Stadium	W	24-22
N.7.92	A-War Memorial Stadium	L	6-17
N.27.93	H-Jack Murphy Stadium	L	38-43
O.22.94	A-War Memorial Stadium	L	35-52
N.11.95	H-Jack Murphy Stadium	L	31-34
N.7.96	H-Jack Murphy Stadium (16)	W	28-24
N.1.97	A-War Memorial Stadium	L	17-41
Mountain West Conference Era			
N.27.99	H-Qualcomm Stadium	W	39-7
O.7.00	A-War Memorial Stadium	W	34-0
N.17.91	H-Qualcomm Stadium	W	38-16
O.19.02	A-War Memorial Stadium	W	24-20
O.25.03	H-Qualcomm Stadium	W	25-20
O.9.04	A-War Memorial Stadium	L	10-20
N.19.05	H-Qualcomm Stadium	W	34-21
N.4.06	A-War Memorial Stadium	L	24-27
N.3.07	H-Qualcomm Stadium	W	27-24
N.1.08	A-War Memorial Stadium	L	10-35
N.14.09	H-Qualcomm Stadium	L	27-30
O.30.10	A-War Memorial Stadium	W	48-38

SDSU-WYOMING: OTHER PLAYER CONNECTIONS

San Diego State	High School/Hometown	Wyoming
Alston Umuolo, TE, Sr.	Phoenix, Ariz.	Zaquoya Parham, RD, Fr. Colby Kirkegaard, QB, So.
Jimmy Miller, OL, Jr.	Denver, Colo.	Julian Hawkins, CB, Fr.
Alec Johnson, OL, Jr.		Zach Ewan, LS, Fr.
Kurtis Gunther, OL, Sr.	Camarillo, Calif.	Shayne Kelley, OG, So.

LAST MEETING: SAN DIEGO STATE 48, WYOMING 38

■ Oct. 30, 2010 | War Memorial Stadium | Laramie, Wyo.

LARAMIE, Wyo. – San Diego State became bowl eligible for the first time in 12 years, as the Aztecs held on in an offensive shootout at Wyoming with a 48-38 victory to move to 6-2 on the season.

Ahead 6-0 following a pair of field goals, the SDSU special teams unit had three miscues in the second quarter alone, as a fumble on a punt return, a blocked punt and a 59-yard Cowboy kick return all led to points and a 17-13 Wyoming advantage with just over 3:30 left until halftime.

Luckily for the Aztecs, that was just enough time for quarterback Ryan Lindley, who completed three consecutive third-down pass plays, including a 14-yard TD toss to tight end D.J. Shields with 20 seconds left, to send the visitors into the locker room up, 20-17.

After the two sides combined for 34, second-quarter points, they only managed a touchdown apiece in the third quarter with San Diego State maintaining its three-point lead heading into the final 15 minutes.

Fullback Brandon Sullivan kicked off the fourth quarter with his second and third 1-yard touchdown runs of the game in a span of only 1:49, with the latter set up by a 29-yard interception return by Andrew Preston, to give the Aztecs their largest lead at 41-24.

While a 17-point deficit would seem daunting to any squad, Wyoming stayed in the game by scoring two touchdowns on consecutive drives with the second one following a Lindley interception to get back to within a field goal.

Unlike the 2009 contest when it lost after being outscored 24-0 in the fourth quarter, SDSU stopped the Cowboy rally, answering back with a 59-yard touchdown reception by DeMarco Sampson to move the advantage back out to 10 points at 48-38.

The Aztec defense then held strong for the final 4:56, logging its fifth sack of Wyoming quarterback Austyn Carta-Samuels on a fourth-and-12 to get the turnover on downs and preserve the win.

Lindley finished the afternoon with his fourth 300-yard passing effort in 2010, throwing for a season-best 365 yards passing and three touchdowns. Senior wide-outs Sampson (175 yards) and Vincent Brown (144 yards) each surpassed the 100-yard receiving mark, the first time two Aztecs have accomplished that feat in the same game since 2008.

LAST TIME OUT: SDSU 41, AIR FORCE 27

■ Oct. 13, 2011 | Falcon Stadium | USAFA, Colo.

USAFA, Colo. – Two fourth-quarter touchdowns from Ronnie Hillman were plenty for the San Diego State football team, as they quater to a 41-27 victory against Air Force in front of 27,490 fans at Falcon Stadium. The win snapped SDSU's two-game losing streak and improved the team's record to 4-2

SDSU CAREER VS. WYOMING

Rushing	Att.	Yds.	Avg.	TD
Kazee	20	75	3.8	1
Hillman	21	44	2.1	0
Lindley	2	-5	-2.5	0

Passing	A-C-I	Yds.	TD	Eff.
Lindley	113-62-2	876	4	128.13

Receiving	No.	Yds.	YPC	TD
Sandifer	5	36	7.2	0
Shields	4	72	18.0	1
Escobar	1	8	8.0	0

Defense	S-A-T	Other
Burris	11-1-12	2.0 TFL, 1.0 SK
Davis	6-3-9	1.0 PBU
Hemmings	8-0-8	1.0 TFL, 1 FF
Autele	4-2-6	1.0 TFL, 1.0 SK
McFadden	5-0-5	3.0 TFL, 2.0 SK, 1 PBU
Long	3-2-5	
Ketchum	1-4-5	0.5 TFL
Parker	4-0-4	1 FR
Lemon	2-1-3	1 PBU
Andrews, M.	1-2-3	1 PBU
Barksdale	1-2-3	1 PBU
Tenhaff	1-2-3	1.0 TFL, 1.0 SK
Wade	1-2-3	0.5 TFL
Draheim	1-0-1	
Silvano	0-1-1	
Stevens	0-1-1	1 PBU

Punting	No.	Yds.	Avg.	Long
Stahovich	8	400	50.0	89

Kicking	FG-FGA	Long	PAT-PATA
Perez	2-2	28	6-6



SDSU-WYOMING

Oct. 30, 2010 | War Memorial Stadium | Laramie, Wyo.
Attendance: 16,252 | Weather: 56, winds SE 8

	1	2	3	4	Total
San Diego State	3	17	7	21	48
Wyoming	0	17	7	14	38

Scoring Summary

SDSU – A. Perez 21-yd FG – 7 plays, 40 yards, 2:44 (4:23, 1st)
 SDSU – A. Perez 28-yd FG – 7 plays, 69 yards, 1:47 (14:44, 2nd)
 WYO – Bolger 11-yd pass from Carta-Samuels (Watts kick) – 2 plays, 13 yards, 0:49 (11:28, 2nd)
 WYO – Watts 30-yd FG – 6 plays, 2 yards, 2:04 (8:05, 2nd)
 SDSU – Sampson 56-yd pass from Lindley (A.Perez kick) – 5 plays, 80 yards, 1:39 (6:26, 2nd)
 WYO – Leonard 13-yd pass from Carta-Samuels (Watts kick) – 8 plays, 41 yards, 2:55 (3:31, 2nd)
 SDSU – D.J. Shields 14-yd pass from Lindley (A.Perez kick) – 9 plays, 80 yards, 3:11 (0:20, 2nd)
 SDSU – Sullivan 1-yd run (A.Perez kick) – 6 plays, 20 yards, 2:07 (7:35, 3rd)
 WYO – Leonard 20-yd pass from Carta-Samuels (Watts kick) – 7 plays, 80 yards, 3:54 (3:41, 3rd)
 SDSU – Sullivan 1-yd run (A.Perez kick) – 10 plays, 71 yards, 4:26 (14:15, 4th)
 SDSU – Sullivan 1-yd run (A.Perez kick) – 3 plays, 4 yards, 0:51 (12:26, 4th)
 WYO – Carta-Samuels 20-yd run (Watts kick) – 5 plays, 78 yards, 2:27 (9:59, 4th)
 WYO – Alexander 20-yd run (Watts kick) – 3 plays, 35 yards, 1:24 (7:32, 4th)
 SDSU – Sampson 59-yd pass from Lindley (A.Perez kick) – 5 plays, 80 yards, 2:36 (4:56, 4th)

Team Stats

	San Diego State	Wyoming
First Downs	20	21
Rushes-Yards	37-76	34-152
Passing Yards	365	186
C-A-I	16-31-2	20-40-1
Total Offense	441	338
Fumbles-Lost	1-1	0-0
Penalties-Yards	5-40	10-72
Possession Time	28:10	31:50
Turnovers	3	1
Average Field Pos.	SDSU 40	UW 34

INDIVIDUAL STATS

Rushing (Atts.-Yards-TDs): SDSU: Hillman 21-44; Kazee 7-23; Sullivan 6-15-3; D. Brown 1-(-1); Lindley 2-(-5). WYO: Alexander 11-89-1; Carta-Samuels 14-51-1; Herron 8-14; Team 1-(-1).
Passing (Att.-Comp.-Int., Yards, TDs): SDSU: Lindley 32-16-2, 365, 3; WYO: Carta-Samuels 40-20-1, 186, 3.
Receiving (No.-Yards-TDs): SDSU: Sampson 7-175-2; V. Brown 5-144; D.J. Shields 2-29-1; Sandifer 1-9; Escobar 1-8. WYO: Leonard 7-75-2; Bolger 4-40-1; McNeill 4-21; Ogbonna 3-28; Alexander 1-15; Aiken 1-7.

SDSU Start Chart

Player	'08	'09	'10	'11	Total
Ryan Lindley, QB	11	12	13	6	42
Miles Burris, LB	0	12	13	6	31
Nik Embernate, OL	-	8	13	6	27
Tommie Draheim, OL	0	7	13	6	26
Leon McFadden, DB	-	6	13	6	25
Jerome Long, DL	7	0	10	6	23
Alec Johnson, OL	RS	3	13	6	22
Logan Ketchum, LB	0	1	13	6	20
Kurtis Gunther, OL	1	0	13	6	20
Alston Umuolo, TE	2	11	1	2	16
Gavin Escobar, TE	-	0	12	3	15
Ronnie Hillman, RB	-	-	8	6	14
J.J. Autele, DL	2	3	0	6	11
Nat Berhe, DB	-	0	2	6	8
Emilio Rivera, OL	2	0	0	6	8
Khalid Stevens, DB	-	0	2	4	6
Dylan Denso, WR	-	0	0	6	6
Jake Fely, LB	-	-	RS	6	6
Larry Parker, DB	-	0	0	6	6
Bryce Quigley, TE	-	-	2	4	6
Jordan Thomas, DL	-	-	0	6	6
Chad Young, FB	-	RS	0	5	5
Gabe Lemon, DB	-	RS	0	4	4
Marcus Andrews, DB	-	-	1	2	3
Vaness Harris, LB	-	RS	0	2	2

SAN DIEGO STATE RANKINGS (2011)

Category	Pct./No.	NCAA	MW
Rushing Offense	179.33	39	5
Passing Offense	215.00	76	4
Total Offense	394.33	60	5
Scoring Offense	29.33	57	5
Rushing Defense	223.33	117	6
Pass Defense	182.17	15	2
Total Defense	404.50	76	3
Scoring Defense	24.50	49	3
Net Punting	39.36	17	1
Punt Returns	8.40	57	6
Kickoff Returns	22.81	48	4
Turnover Margin	1.50	6	1
Fumbles Recovered	11	3	T-1
Passes Intercepted	8	T-38	2
Fumbles Lost	6	T-59	T-5
Passes Had Intercepted	4	T-14	T-2
Turnovers Gained	19	T-8	1
Turnovers Lost	10	T-31	T-4
Passing Efficiency	122.66	81	6
Passing Efficiency Defense	123.32	48	2
Fewest Penalties	4.33	8	1
Fewest Yards Penalized	38.00	11	1
Punt Return Yardage Def.	3.29	11	1
Kickoff Return Yardage Def.	25.65	111	7
Sacks	2.33	T-35	T-2
Tackles for Loss	6.33	47	2
Sacks Allowed	0.50	4	2
Tackles for Loss Allowed	3.33	2	1
3rd Down Conversion Pct.	45.05	40	4
4th Down Conversion Pct.	30.00	T-106	7
3rd Down Defense	43.68	90	5
4th Down Defense	69.23	107	7
Time of Possession	28:31	86	7
First Downs	19.67	79	6
Opponent First Downs	20.33	66	4
Field Goal Percentage	50.00	--	T-7
Red Zone Offense	75.00	T-96	T-5
Red Zone Defense	87.50	T-96	T-4
PAT Kicking	95.83	--	3

Red = ranked No. 1 in league or top-10 nationally

INDIVIDUAL NATIONAL RANKINGS

Rushing Per Game	
1. Ronnie Hillman	138.83
Passing Efficiency	
73. Ryan Lindley	123.20
Total Offense	
64. Ryan Lindley	210.67
Receiving Yards Per Game	
57. Colin Lockett	71.50
Interceptions	
T-2. Larry Parker	0.83
Punting	
36. Brian Stahovich	42.32
Kickoff Returns	
80. Colin Lockett	21.91
Scoring	
T-12. Ronnie Hillman	10.00
All-Purpose Runners	
18. Colin Lockett	154.00
19. Ronnie Hillman	153.67
Sacks	
T-29. Jerome Long	0.67
T-74. Mile Burris	0.50
Tackles for Loss	
T-11. Miles Burris	1.50
T-82. Jerome Long	1.00

overall and 1-1 in the Mountain West.

San Diego State struck first on its opening drive, notching three points on a field goal after going 72 yards on 12 plays. Air Force responded by putting together a 12-play 80-yard drive of its own to take a 7-3 lead.

The Aztecs had another long drive on their next possession, putting seven points on the board on a 27-yard touchdown pass from Ryan Lindley to tight end Alston Umuolo to give SDSU a 10-7 lead.

Air Force once again responded, scoring its second touchdown of the game on a 4-yard run from David Baska on an eight-play, 62-yard drive. SDSU's offense got a break on its next possession as Brandon Davis returned the Falcons' kickoff 98 yards to give the Aztecs a three-point lead.

San Diego State's lead was short lived, however, as Air Force used the remaining 5:50 of the second quarter to drive 53 yards and tie the game on a 44-yard field goal.

In the second half, the Aztecs stepped up their defense by holding the Falcons to 10 points. Despite Air Force notching the first points of the third quarter on a 31-yard field goal, SDSU's offense had little issue as it scored the next 24 points of the contest.

After a 25-yard field goal by Abelardo Perez, the Aztecs tallied their third touchdown on a 28-yard pass from Lindley to Colin Lockett, which was set up by a fumble recovery, to give SDSU a 27-20 lead after three quarters of action.

In the fourth quarter, Hillman scored on consecutive Aztec possessions to put the game out of reach. Hillman's first touchdown was a 22-yard run, while the second was from 57 yards out.

The Falcons would notch one more score late in the fourth quarter, but it was too late as SDSU picked up the 41-27 win.

Hillman finished the game with 172 yards and two touchdowns on 27 carries, while Lindley passed for 209 yards and two scores.

POSTGAME NOTES - AFA

THE SERIES

- With the win, San Diego State improved to 11-19 overall against Air Force.
- The 14-point victory is the Aztecs' largest in the 16 games played at Air Force
- It was SDSU's largest win in the series since winning by 21 (24-3) on Nov. 22, 2003 in San Diego
- San Diego State has won the last two meetings between the teams, logging consecutive victories in the series for the first time since claiming victories in 2003 and 2004
- The Aztecs won for the fifth time in Colorado Springs (1980, 1993, 2002, 2004 and 2011) and for the first time since 2004

THE 4-2 START

- At 4-2, San Diego State has matched its best record after six games in the last 34 seasons (since the 1977 squad opened 5-1).
- This is the first time the Aztecs have posted at least four wins in their first six games with at least two road wins since 1993.
- Rocky Long has guided the Aztecs to a 4-2 record in his first season as head coach at SDSU. That is the best record for a first-year coach since 1986 when Denny Stolz was 4-2 after six games in 1986.

ROCKY LONG

- Despite reaching the halfway point of the season, Rocky Long already has as many or more wins in his inaugural season at San Diego State than the previous four first-year coaches - Brady Hoke



SDSU-AIR FORCE

Oct. 13, 2011 | Falcon Stadium | USAFA, Colo.

Attendance: 27,490 | Weather: Low 60's, NNW 10 mph, clear

	1	2	3	4	Total
San Diego State	3	14	10	14	41
Air Force	7	10	3	7	27

Scoring Summary

- SDSU - Perez 27-yd field goal -- 12 plays, 72 yds, 5:24 (9:36, 1st)
- AF - Warzeka 26-yd pass from Jefferson (Herrington kick) -- 12 plays, 80 yds, 5:29 (4:07, 1st)
- SDSU - Umuolo 27-yd pass from Lindley (Perez kick) -- 11 plays, 79 yds, 4:48 (14:11, 2nd)
- AF - Baska 4-yd run (Herrington kick) -- 8 plays, 62 yds, 3:47 (6:00, 2nd)
- SDSU - Davis 98-yd kickoff return (Perez kick) -- (5:50, 2nd)
- AF - Herrington 44-yd field goal-- 14 plays, 53 yds, 5:50 (0:00, 2nd)
- AF - Herrington 31-yd field goal -- 13 plays, 66 yds, 5:34 (9:26, 3rd)
- SDSU - Perez 25-yd field goal -- 8 plays, 53 yds, 3:41 (2:30, 3rd)
- SDSU - Lockett 28-yd pass from Lindley (Perez kick) -- 1 play, 28 yards, 0:06 (2:16, 3rd)
- SDSU - Hillman 22-yd run (Perez kick) -- 11 plays, 77 yds, 4:27 (10:45, 4th)
- SDSU - Hillman 57-yd run (Perez kick) -- 1 play, 57 yds, 0:10 (8:57, 4th)
- AF - Warzeka 18-yd pass from Jefferson (Herrington kick) -- 14 plays, 80 yds, 3:01 (5:56, 4th)

Team Stats	SDSU	AFA
First Downs	20	26
Rushes-Yards	35-201	47-195
Passing Yards	209	224
C-A-I	15-21-0	22-37-2
Total Offense	410	419
Fumbles-Lost	1-1	1-1
Penalties-Yards	5-47	3-30
Possession Time	26:40	33:20
Turnovers	1	3
Average Field Pos.	41	24

INDIVIDUAL STATS

Rushing (Atts.-Yards-TDs): SDSU: Hillman 27-172-2; Kazee 5-16-0; Lindley 1-9-0; Young 1-4-0. AF: Clark 16-72-0; Hunter 4-62-0; Jefferson 15-27-0; Cobb 4-10-0; DeWitt 2-9-0; Getz 3-8-0 MacArthur 1-7-0; Baska 1-4-1; Warzeka 1(-)-4-0.
Passing (Comp.-Att.-Int., Yards, TDs): Lindley 15-21-0, 209, 2; AF: Jefferson 22-36-2, 224, 2; TEAM 0-1-0, 0, 0.
Receiving (No.-Yards-TDs): SDSU: Denso 5-83-0; Lockett 3-53-1; Umuolo 2-34-1; Hillman 2-6-0; Russell 1-17-0; Kazee 1-15-0; Young 1-1-0. AF: Warzeka 7-96-2; Clark 4-28-0; Hunter 3-23-0; Kauth 2-40-0; Coleman 2-7-0; Pickett 1-20-0; Hirneise 1-6-0; Durden 1-3-0; Getz 1-1-0.

(4 in 2009), Chuck Long (3 in 2006), Tom Craft (4 in 2002) and Ted Tollner (4 in 1994).

- Claimed his 66th Mountain West victory. That is the second-highest total in the history of the league.

TEAM NOTES

- Brandon Davis returned a kickoff return 98 yards for a touchdown in the second quarter ... It was SDSU's second kickoff return for a touchdown (Colin Lockett vs. Cal Poly) this season, which ties a school record for most in a season (also 1997 & 1983).
- The Aztec defense has allowed opposing offenses to score no more than one touchdown in the second half of all six contests in 2011 ... Air Force's 10 points scored matched TCU's output last Saturday as the most allowed by SDSU in the second half this season ... Of the 147 points allowed this year by the defense, only 47 have been scored after the break (also 7 vs. Cal Poly, 6 at Army, 7 vs. Washington State, 7 at Michigan, 10 vs. TCU).
- The defense has forced 19 turnovers (11 fumbles, 8 INT's) on the year with 18 of those coming in the last five games. In 13 outings last year, the Aztecs only came up with six recovered fumbles and 10 interceptions (16 total forced turnovers).
- SDSU has four straight games with an interception and eight total over those games ... Additionally, the Aztecs have forced at least two turnovers in four straight second halves.
- San Diego State scored 10 or more points in consecutive quarters (2nd and 3rd) in a game for the first time since Cal Poly.
- SDSU scored on its opening possession for the third time this season and first time since the Army game ... San Diego State's 3-0 lead was its first since defeating Washington State (no lead in losses to Michigan and TCU).

PLAYER NOTES

Ronnie Hillman, So., RB

- Recorded his 11th career 100-yard rushing game (in 19 career games) ... The 11 career 100-yard games are tied with Norm Nygaard (1952-54) and David Turner (1976-77) for fifth in program history ... It was his fifth 100-yard rushing game in six contests this year, which ties six others for 10th on the SDSU single-season charts ... It was his ninth 150-yd rushing game, which passes George Jones (1995-96) for second in career 150-yard games (Marshall Faulk (1991-93) leads with 16) ... Hillman passed David Turner (1976-77), Chris Hardy (1983-86) and Wayne Pittman (1991-94) into sixth place on the school's all-time rushing list ... He also extended his streak of consecutive games with multiple receptions to nine.

Ryan Lindley, Sr., QB

- Connected on a touchdown pass to Alston Umuolo in the second quarter, his 16th straight with at least one TD pass (fourth-longest active streak in the country) ... Ryan Lindley now has 23 career games with at least two touchdown passes ... The Aztecs are 14-9 in those games ... He extended his SDSU career passing touchdown record to 79 ... Lindley finished the game 15-for-21 with 209 yards, two touchdowns and no interceptions ... His quarterback rating of 186.46 was his highest this season and best since recording a 207.76 mark against Navy in the 2010 Poinsettia Bowl.

Brandon Davis, Sr., DB/KR

- Returned a kickoff 98 yards for a touchdown in the second quarter ... It is tied for the fourth-longest kickoff return in school history ... It was SDSU's second kickoff return for a touchdown (Colin Lockett vs. Cal Poly) this season, which ties a school record (also 1997 & 1983) ... It was Davis' first kickoff return this season and 26th of his career.

Larry Parker, Sr., CB

- Posted his fifth interception in the fourth quarter ... All five of his picks have come in the last four games (over a 11-quarter span) ... His five interceptions are the most by an Aztec since Jason Moore had five in 1996 ... He has at least one pick in each of the last four outings, the longest streak by an Aztec since Vonnie Holmes also had a four-game streak to open the 2004 campaign.

Dylan Denso, So., WR

- Had a career-high 83 receiving yards on five catches.

Colin Lockett, So., WR

- Caught his fourth touchdown pass of the season and scored his fifth touchdown of the year (also had a kickoff return TD for a score vs. Cal Poly).

Miles Burris, Sr., LB

- Recorded 2.5 tackles for a loss, giving him 36.5 for his career, which passed Brett Faryniarz (1984-87) into ninth place on the school's all-time list ... He now has at least a 0.5 tackle for a loss in 12 of his last 13 games.

SDSU SITUATIONAL RECORD

Category	2011	2010
Overall Record	4-2	9-4
Scoring - first to score	3-0	6-2
Leading - after 1 qtr.....	3-0	6-2
Leading - at halftime.....	1-0	9-1
Leading - after 3 qtr.....	3-0	9-1

OFFENSE

Scoring - 30 or more pts.....	3-0	7-2
Scoring - 24 or more pts.....	3-0	9-3
Total Offense - 500+ yds	1-0	5-1
Total Offense - 400+ yds	3-0	7-2
Passing - 300+ yds	0-0	5-1
Rushing - 200+ yds	3-0	6-2
First Downs - 20+.....	3-1	6-1
3rd Down Conv. - 50 pct.+	1-0	4-1
Turnovers - 2 or fewer	4-0	8-3
Field Position - 30 or better	4-1	8-0
Field Position - 25 or better	4-2	8-2
Play Call - 50 pct.+ rushing.....	4-0	8-0

DEFENSE

Allowing 24 pts. or less.....	3-0	7-1
Allowing 17 points or less	0-0	4-0
Total Offense - <=300 yds.	1-0	4-0
Passing - <= 150 yds.	2-1	3-1
Rushing - <= 100 yds.....	1-0	3-1
First Downs - <= 15	1-0	3-0
3rd Down Conv. - <= 33 pct.	2-0	5-2
Turnovers - forced 3 or more.....	3-2	0-1
Field Position - <=25	3-1	3-0
Field Position - <=20	1-0	0-0
Defense Scores Points.....	0-0	0-1

COMPARISON

SDSU more Rushing Yards	3-0	7-1
SDSU more Return Yards.....	2-2	3-1
SDSU fewer Turnovers.....	4-1	2-2
SDSU more Time of Poss.	2-0	5-1
SDSU more 1st D. and ToP.....	2-0	5-0
SDSU better Avg. Field Pos.....	4-1	7-1
SDSU adv. in TO and AFP.....	4-1	1-1
SDSU Special Teams Score.....	2-0	0-0

INDIVIDUAL

Rusher - 100+ Yards.....	4-1	5-1
Passer - 300+ Yards.....	0-0	5-1
Receiver - 100+ Yards.....	1-0	7-3
100+ Rusher, 300+ Passer.....	0-0	3-0

SDSU 2011 ACCOLADES

PRESEASON NATIONAL RANKINGS

- No. 37 - *Lindy's*
- No. 38 - *Sporting News*
- No. 44 - *Phil Steele's College Football Preview*
- No. 66 - *Athlon Sports*

PRESEASON CONFERENCE RANKINGS

- No. 2 (tie) - *Sports Illustrated College Football Preview*
- No. 3 - *Sporting News College Football*
- No. 4 - *Mountain West Preseason Poll (MW media)*
- No. 4 - *Lindy's*
- No. 4 - *Blue Ribbon College Football Yearbook*
- No. 4 - *Athlon Sports*
- No. 5 - *Phil Steele's College Football Preview*

MILES BURRIS

- * Butkus, Lombardi, Nagurski Award Watch Lists
- * Campbell Trophy Semifinalist
- * Preseason all-Mountain West first team - *Mountain West Preseason Poll (MW media), Athlon Sports, Blue Ribbon, Lindy's, Phil Steele's College Fball Preview, Sporting News*
- * No. 7 in "Top Inside Linebackers" - *Lindy's*
- * No. 7 in "Top 10 NFL Talent" in the Mountain West - *Lindy's*
- * "Hardest Hitter" in the Mountain West - *Sporting News*
- * Preseason third-team All-American - *GoDaddy.com*
- * College Football Performance Award (Top LB)

TOMMIE DRAHEM

- * Preseason all-Mountain West first team - *Lindy's*
- * Preseason all-MW second team - *Phil Steele's College Fball Preview*

NIK EMBERNATE

- * Preseason all-Mountain West second team - *Lindy's, Phil Steele's College Fball Preview*
- * No. 56 on "Phil's Top 60 Guards" - *Phil Steele's College Fball Preview*

GAVIN ESCOBAR

- * Mackey Award Watch List
- * Preseason all-Mountain West first team - *Lindy's*
- * Preseason all-Mountain West second team - *Athlon Sports, Phil Steele's College Fball Preview*
- * No. 23 on CFN's Tight End Watch List - *CollegeFootballNews.com*
- * No. 37 on "Phil's Top 44 Tight Ends" - *Phil Steele's College Fball Preview*

KURTIS GUNTHER

- * Preseason all-Mountain West third team - *Phil Steele's College Fball Preview*

RONNIE HILLMAN

- * Walter Camp, Doak Walker, Maxwell Award Watch Lists
- * Preseason all-Mountain West first team - *Mountain West Preseason Poll (MW media), Athlon Sports, Blue Ribbon, Lindy's, Phil Steele's College Fball Preview, Sporting News*
- * 2011 Heisman Watch - *Athlon Sports*
- * Preseason third-team All-American - *Athlon Sports*
- * No. 10 in "Top Running Backs" nationally - *Lindy's*
- * No. 22 on CFN's Running Back Watch List - *CollegeFootballNews.com*
- * No. 68 in Top 100 College Football Players for 2011 - *Rivals.com*
- * No. 9 in Preseason Top-20 Running Backs for 2011 - *Rivals.com*
- * No. 9 in Top 10 Non-BCS Players - *SI.com*
- * MWC Co-Offensive Player of the Week (Sept. 18, Oct. 15)

Alston Umuolo, Sr., TE

■ Alston Umuolo caught a touchdown pass in the first quarter, his first since Oct. 21, 2009, vs. New Mexico ... It was his fifth career TD reception.

Abelardo Perez, Sr., K

■ Abelardo Perez converted a field goal in the first quarter, his first since the Army game ... He converted two field goals in the same outing for the first time since Nov. 27, 2010 vs. UNLV ... It's his eighth game with two or more FG's.

OTHER NOTES

- The Aztecs received the ball to start the game for the seventh consecutive contest dating back to last season.
- Redshirt freshman Dontrell Onuoha had his first career sack in the second quarter ... Sophomore Rene Siluano had his first career interception in the third quarter ... Senior Jerome Long forced his first career fumble in the third quarter ... Senior Logan Ketchum recovered his first career fumble in the third quarter ... Sophomore Nick Tenhaeff tied his career high with six tackles ... Junior D.J. Shields has recovered three onside kick tries in the last two meetings with Air Force ... Redshirt freshman Everett Beed had his first career sack in the fourth quarter.

LONG HAS SDSU OFF TO ONE OF THE BEST STARTS IN YEARS

First-year San Diego State head coach Rocky Long has the Aztec program off to a good start. He helped guide the Aztecs to their first 3-0 start in 30 years, ended the program's 19-game losing streak to Pac-10/12 foes, snapped SDSU's 23-game losing streak to automatic qualifying BCS teams and gave the program its first win in the Eastern time zone since 1972, all in the opening month of the season.

Other notes on Long's inaugural season:

- Rocky Long's 4-2 record after six games is the best start for a head coach in their SDSU tenure since Denny Stolz was 4-2 after six games in 1986.
- San Diego State has matched its best record after six games in the last 34 seasons. The last time the Aztecs owned a better record through six outings was the 1977 squad which opened 5-1.
- In the last 15 years, San Diego State has opened a season by winning at least four of its first six games on only two occasions.
- Despite reaching the halfway point of the season, Rocky Long already has as many or more wins in his inaugural season at San Diego State than the previous four first-year coaches - Brady Hoke (4 in 2009), Chuck Long (3 in 2006), Tom Craft (4 in 2002) and Ted Tollner (4 in 1994).

■ Long claimed his 69th Mountain West victory in the victory over Air Force. That is the second-highest total in the history of the league.

■ Long is in rare company among first-year coaches nationwide. Of the 24 new coaches prior to the 2011 season, only 15 own a record above .500 and only 10 are at least two games over .500 this season. Collectively, the group has posted an 87-80 record (51.8 percent).

■ A victory on Saturday would give Rocky Long five wins in his first seven games as head coach at SDSU. That would tie Claude Gilbert's seven-game record in 1973 for the most victories through their first seven games as the head coach of the Aztecs. Legendary coach Don Coryell was 4-2-1 after his first seven games in 1961 (his inaugural season).

NOT ALL 4-2 RECORDS ARE THE SAME

The Aztecs are 4-2 after six games for the second year in a row but only the second time in the last 15 seasons. San Diego State has compiled the record with a similar formula in back-to-back seasons with two non-conference home wins, one non-conference road win, one conference win, one road loss to a non-conference automatic qualifying BCS and one conference loss.

Although the record is identical and the games fall into similar categories, the Aztecs' results in 2011 are considerably more impressive. The four teams that SDSU defeated in the first six games of the 2010 campaign went a collective 19-25 (43.2 percent). This season, the four wins are against opponents that are 12-12 (50.0 percent) in their other games.

Below is a breakdown of the 2010 and 2011 five-game starts.

	2011	2010
Home Non-Conference Wins (2)	Cal Poly (4-3), Wash. St. (3-4)	Nicholls St. (4-7), Utah St. (4-8)
Road Non-Conference Win (1)	Army (2-5)	New Mexico State (2-10)
Conference Win	at Air Force (3-4)	Air Force (9-4)
Road Non-Conference Loss (1)	Michigan (6-1)	Missouri (10-3)

SDSU HEAD COACHES

Coach	Season	6-G	7-G	Season
C.E. Peterson	1921	3-3	3-4	4-6
W.B. Harreid	1930	5-1	5-2	5-4
Leo Calland	1935	3-2-1	3-3-1	3-4-1
John Eubank	1942	0-5-1	0-6-1	0-6-1
Bob Breitbard	1945	2-4	2-5	2-5
Bill Terry	1946	4-2	5-2	6-4
Bill Schutte	1947	3-2-1	4-2-1	7-3-1
Paul Governali	1956	3-1-2	4-1-2	4-3-2
Don Coryell	1961	3-2-1	4-2-1	7-2-1
Claude Gilbert	1973	5-1	5-1-1	9-1-1
Doug Scovil	1981	4-2	4-3	6-5
Denny Stolz	1986	4-2	4-3	8-4
Al Luginbill	1989	2-3-1	3-3-1	6-5-1
Ted Tollner	1994	2-4	3-4	4-7
Tom Craft	2002	1-5	2-5	4-9
Chuck Long	2006	1-5	1-6	3-9
Brady Hoke	2009	2-4	3-4	4-8
Rocky Long	2011	4-2		

Conference Loss (1)	TCU (5-2)	Brigham Young (7-6)
*Record of Opponents in W (4)	12-12 (50.0 percent)	19-25 (43.2 percent)
*Record of Opponents in L (2)	9-3 (75.0 percent)	15-9 (62.5 percent)
* - does not include result against San Diego State in the total.		

DISCIPLINE IS JOB ONE

Through six games in the 2011 season, one could make a case that San Diego State has been one of the most disciplined team in the country to date. The Aztecs rank high in concentration categories like turnover margin, turnovers forced, penalties and penalty yards per game.

Below is a look at how the Aztecs rank in some of the "discipline" categories.

Category	Number	National Rank	Note
Fumbles Recovered	11	T-3rd	Trail Cincinnati and Michigan by one fumble
Negative Off. Plays	3.33	2nd	The only team averaging fewer negative plays per game is Stanford (1.71)
Sacks Allowed	0.50	4th	The Aztecs have allowed three total sacks in six games this season
Turnover Margin	+1.50	6th	Aztecs have forced 19 turnovers this season, tied for eighth nationally
Penalties Per Game	4.33	8th	Aztecs lead MWC in the category
Penalty Yards PG	38.00	11th	Aztecs lead the Mountain West in the category

OFFENSIVE NOTES

■ **SCORING:** San Diego State ranks 57th in scoring offense (29.33) and 60th in total offense (394.33)... The Aztecs have scored 176 points through six games this season (29.3 ppg), which is more than the team has had through four games in 14 of the last 15 seasons (lone higher six-game total during that stretch was last season (201 points; 33.5 ppg))... San Diego State has scored 34 or more points in seven of its last 10 games and has averaged 32.8 ppg during that stretch (328 points/10 games)... Prior to the Michigan outing, the Aztecs had scored 21 or more points in 17 consecutive games for the first time since a streak of 19 straight from Nov. 30, 1968 to Oct. 31, 1970... That streak included the first 17 games SDSU played as a Division IA team... Currently scored 21 or more points in 18 of its last 20 games... San Diego State enters the Wyoming game having scored 10 or more points in three consecutive quarters... That is the longest such streak since doing it the first three quarters of the UNLV game last season (Nov. 27, 2010)... The Aztecs have committed two turnovers or less in 21 of their last 27 games and went a Division I era record three straight games without a turnover (prior to the game against Washington State)... San Diego State has posted 440 or more yards of total offense in 12 of its last 20 games dating back to the final game of the 2009 season (prior to this stretch, SDSU did it once in the previous 11 games)... San Diego State has surpassed 500 yards of total offense in three of its last eight games... San Diego State's 49 points versus Cal Poly are its most since tallying 52 points against Portland State in the third game of the 2007 season (Sept. 22, 2007)... The 49 points against Cal Poly were the second most ever in a season-opener and the most since scoring 56 points against Navy on Sept. 3, 1994 (Ted Tollner's coaching debut at San Diego State)... San Diego State's 21 points in the fourth quarter against Washington State were its highest fourth-quarter output since scoring 21 points at Wyoming, Nov. 30, 2010.

■ **OFFENSIVE RUSHING:** San Diego State ranks 39th nationally in rushing offense (179.33) and 21st in rushing yards per carry (5.08)... Sophomore Ronnie Hillman leads the nation in rushing yards per game (138.83) (in second place is Ray Graham of Pittsburgh at 134.14 ypg) ... Hillman had a streak of six consecutive 100-yard rushing games, which was the longest active streak in FBS, broken against TCU on Oct. 8... It was the third-longest all-time at SDSU, trailing Marshall Faulk (10) and George Jones (8)... He responded by rushing for 177 yards on 27 carries with two touchdowns at Air Force (Oct. 13) for his 11th career 100-yard rushing game... Since the beginning of the 2010 season (last 19 games), the Aztecs have 39 rushing touchdowns... That is as many as the Aztecs had in the 39 games prior to 2010 (includes every game from the 2007, 2008 and 2009 seasons)... The Aztecs have rushed for 200 or more yards in five of the last eight games and in nine of their last 19 contests... In the last eight games, SDSU has 1,605 rushing yards (200.6 yards per game) and 15 rushing touchdowns.

■ **OFFENSIVE PASSING:** San Diego State ranks 76th nationally in passing offense (215.00) and 81st in pass efficiency (122.64)... The Aztecs have 37 passing touchdowns in their last 16 games, including 22 in the last nine contests... The Aztecs have had 10 different players catch a pass this season, including seven players last week against Air Force... At one point during the TCU game, SDSU had thrown just one interception in its last 196 pass attempts (Ryan Lindley had thrown 194 of those passes)... During the last eight games, SDSU has 18 touchdowns through the air with four interceptions... SDSU had a passing efficiency rating of 99.07 vs. Michigan, breaking a streak of 13 consecutive games with a passing rating of at least 100... That was the longest stretch since a 24-game stretch from Sept. 16, 1995 through Sept. 20, 1997... Ryan Lindley has thrown a touchdown pass in 16 consecutive games - the fourth longest active streak in the nation... In his last eight games, Lindley has six games with no interceptions (SDSU is 5-1 in those games), one game with one interception (1-0) and one game with three interceptions (0-1)... Lindley has a current streak of 34 consecutive pass attempts without an interception... Earlier this season he had streaks of 112 and 82 attempts without a pick.

SDSU 2011 ACCOLADES

LOGAN KETCHUM

* Preseason all-Mountain West fourth team - *Phil Steele's College Fball Preview*

RYAN LINDLEY

* Davey O'Brien, Maxwell, Manning Award Watch Lists
 * Preseason all-Mountain West second team - *Athlon Sports, Lindy's, Phil Steele's College Fball Preview*
 * Preseason Mountain West Offensive Player of the Year - *Lindy's*
 * "Strongest Arm" in the Mountain West - *Lindy's*
 * No. 2 in "Top 10 NFL Talent" in the Mountain West - *Lindy's*
 * No. 6 in "Top Quarterbacks" nationally - *Lindy's*
 * "Top NFL Prospect" in the Mountain West - *Sporting News*
 * No. 5 in Preseason Top-10 Quarterback Position Rankings - *Sporting News*
 * No. 7 on "Phil's Top 60 Quarterbacks" - *Phil Steele's College Fball Preview*
 * No. 7 in Top 10 Non-BCS Players - *SI.com*
 * No. 28 on CFN's Quarterback Watch List - *CollegeFootballNews.com*
 * No. 78 in *Rivals.com* Top 100 College Football Players for 2011

JEROME LONG

* Preseason all-Mountain West first team - *Lindy's, Phil Steele's College Fball Preview*
 * MWC Defensive Player of the Week (Sept. 12)

LEON McFADDEN

* Preseason all-Mountain West first team - *Mountain West Preseason Poll (MW media), Athlon Sports, Blue Ribbon, Lindy's, Phil Steele's College Fball Preview, Sporting News*
 * "Best Cover Corner" in the Mountain West - *Lindy's*
 * No. 59 on "Phil's Top 69 Cornerbacks" - *Phil Steele's College Fball Preview*
 * Candidate for College Football Performance Award (Outstanding Defensive Back)

LARRY PARKER

* Preseason all-Mountain West second team - *Phil Steele's College Fball Preview*
 * MWC Co-Defensive Player of the Week (Sept. 18)

ABELARDO PEREZ

* Lou Groza Award Watch List
 * Preseason all-Mountain West first team - *Athlon Sports, Lindy's, Sporting News*
 * Preseason all-Mountain West second team - *Phil Steele's College Fball Preview*
 * Candidate for College Football Performance Award (Outstanding Kickoff Specialist)

DOMINIQUE SANDIFER

* Preseason all-Mountain West third team - *Phil Steele's College Fball Preview*

BRIAN STAHOVICH

* Preseason all-Mountain West first team - *Mountain West Preseason Poll (MW media), Athlon Sports, Blue Ribbon, Lindy's, Phil Steele's College Fball Preview*
 * No. 6 on "Phil's Top 20 Punters" - *Phil Steele's College Fball Preview*
 * No. 8 on CFN's Punter Watch List - *CollegeFootballNews.com*
 * Candidate for College Football Performance Award (Outstanding Punter)
 * MWC Special Teams Player of the Week (Sept. 12)

RONNIE HILLMAN

Running Back ■ 5-10, 190 ■ So.-1L

La Habra, Calif. (La Habra High)

- * Walter Camp Award Watch List
- * Doak Walker Award Watch List
- * Maxwell Award Watch List

One year after leading all freshmen in rushing with 1,532 yards, Hillman has picked up where he left off, posting 833 yards through his first six games of 2011... Leads the country with 138.83 rushing yards per game and is tied for 12th in points per game (10.00)... Had a six-game streak with at least 100 yards rushing snapped vs. TCU on Oct. 8... It was the third-longest streak in program history (Marshall Faulk - 10, 1991-92 and George Jones - 8, 1995)... Among the NCAA active leaders, he ranks first in carries per game (21.4), second in rushing yards per game (124.5), third in points per game (8.8) and 12th in yards per carry (5.81).

CURRENT STREAKS

- Had A Streak Of 358 Consecutive Touches (Rushing/Receiving) Without Losing A Fumble Snapped At Michigan
- 9 Straight Games With Multiple Receptions
- Had A Streak Of 6 Straight Games With At Least 100 Rushing Yards Snapped vs. TCU

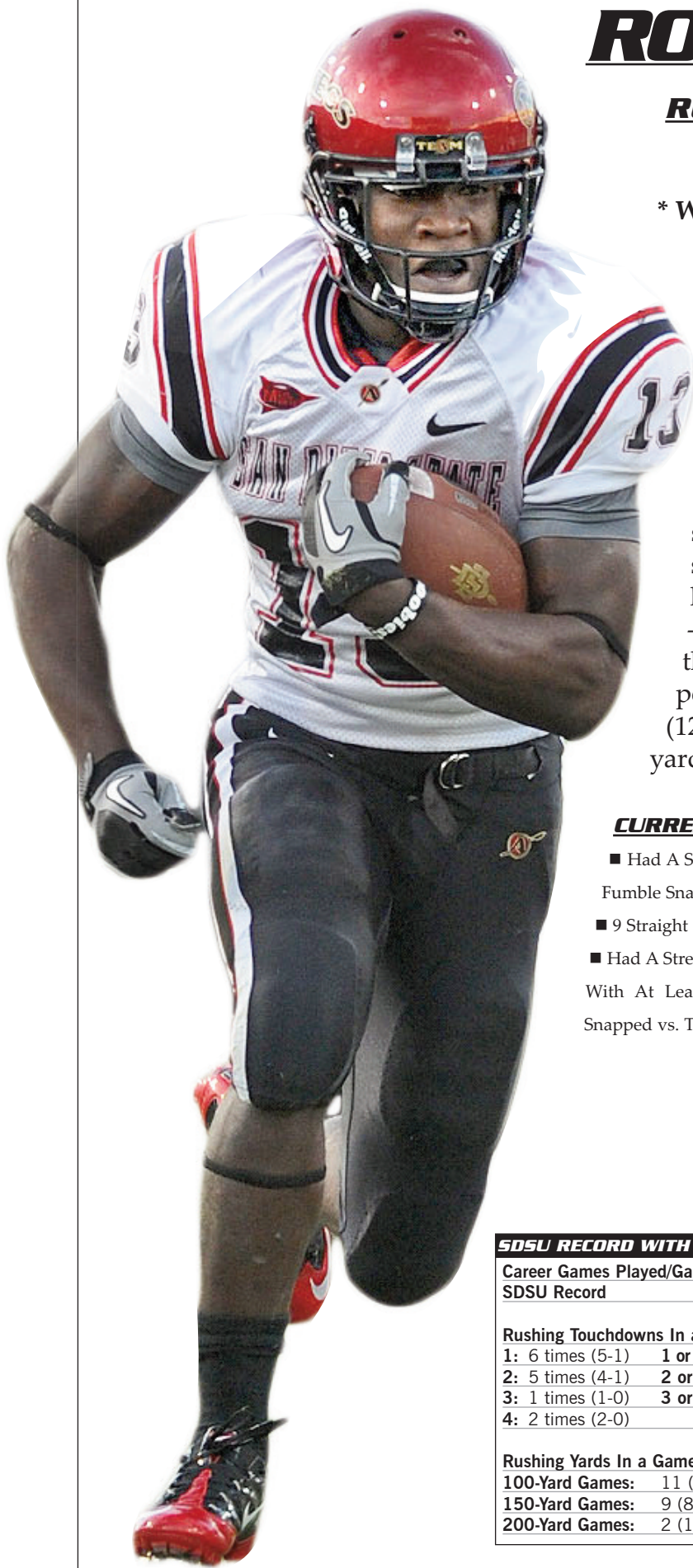
HILLMAN GAME-BY-GAME

2010	Att.	Yds.	TD	Rec.	Yds.	TD
Nicholls St.	15	65	1	0	0	0
at NMSU	22	150	4	0	0	0
at Missouri	23	228	2	1	2	0
Utah State	23	89	1	1	4	0
at BYU	11	62	0	0	0	0
Air Force	24	191	2	1	8	0
at New Mexico	18	64	1	0	0	0
at Wyoming	21	44	0	0	0	0
Colorado St.	31	151	1	0	0	0
at TCU	13	54	0	0	0	0
Utah	14	54	1	2	26	0
UNLV	19	152	1	2	12	0
Navy	28	228	3	2	16	1

2011	Att.	Yds.	TD	Rec.	Yds.	TD
Cal Poly	28	189	2	2	2	0
at Army	17	117	2	2	20	0
Washington St.	32	191	4	2	31	0
at Michigan	21	109	0	2	15	0
TCU	20	55	0	3	15	0
at Air Force	27	172	2	2	6	0
Wyoming						
New Mexico						
at Colorado St.						
Boise St.						
at UNLV						
Fresno St.						

SDSU RECORD WITH HILLMAN

Career Games Played/Games Started	19/14
SDSU Record	13-6
Rushing Touchdowns In a Game (SDSU Record)	
1: 6 times (5-1)	1 or more: 14 times (12-2)
2: 5 times (4-1)	2 or more: 8 times (7-1)
3: 1 times (1-0)	3 or more: 3 times (3-0)
4: 2 times (2-0)	
Rushing Yards In a Game	
100-Yard Games:	11 (9-2)
150-Yard Games:	9 (8-1; Won 7 Straight)
200-Yard Games:	2 (1-1)



ACTIVE NCAA DIVISION I LEADERS

CARRIES PER GAME

Rk.	Name, School	Cl.	GP	CPG
1.	Ronnie Hillman, SDSU	So.	19	21.4
2.	LaMichael James, Oregon	Jr.	30	20.6
3.	Marcus Lattimore, S. Carolina	So.	20	20.6
4.	Montel Harris, Boston College	Sr.	40	19.7
5.	Chris Polk, Washington	Jr.	34	19.3

RUSHING YARDS PER GAME

Rk.	Name, School	Cl.	GP	YPG
1.	LaMichael James, Oregon	Jr.	30	137.6
2.	Ronnie Hillman, SDSU	So.	19	124.5
3.	Lance Dunbar, North Texas	Sr.	37	102.2
4.	Chris Polk, Washington	Jr.	34	101.0
5.	Marcus Lattimore, S. Carolina	So.	20	100.8

RUSHING YARDS PER CARRY

Rk.	Name, School	Cl.	GP	YPC
1.	Jeff Demps, Florida	Sr.	45	7.22
2.	LaMichael James, Oregon	Jr.	30	6.67
3.	Ed Wesley, TCU	Jr.	30	6.58
4.	Isaiah Pead, Cincinnati	Sr.	38	6.47
5.	Chris Rainey, Florida	Sr.	48	6.41

12. Ronnie Hillman, SDSU So. 19 5.81

POINTS PER GAME

Rk.	Name, School	Cl.	GP	PPG
1.	LaMichael James, Oregon	Jr.	30	9.6
2.	Marcus Lattimore, S. Carolina	So.	20	9.0
3.	Ronnie Hillman, SDSU	So.	19	8.8
4.	Montee Ball, Wisconsin	Jr.	28	8.8
5.	Jimmy Stevens, Oklahoma	Sr.	35	8.7

2011 NCAA LEADERS

RUSHING

Rk.	Name, School	Cl.	Yds.	YPG
1.	Ronnie Hillman, SDSU	So.	833	138.8
2.	Ray Graham, Pittsburgh	Jr.	939	134.1
3.	Bobby Rainey, Western Ky.	Sr.	910	130.0
4.	David Wilson, Virginia Tech	Jr.	1037	129.6
5.	Chris Polk, Washington	Jr.	872	124.6

SCORING

Rk.	Name, School	Cl.	Pts.	PPG
1.	Montee Bell, Wisconsin	Jr.	114	16.29
2.	Bernard Pierce, Temple	Jr.	108	13.50
3.	Trent Richardson, Alabama	Jr.	108	13.50
4.	Colin Klein, Kansas State	Jr.	84	12.00
5.	Robert Turbin, Utah State	Jr.	84	12.00

12. Ronnie Hillman, SDSU So. 60 10.00
Brett Maher, Nebraska Jr. 60 10.00

ALL-PURPOSE RUNNING

Rk.	Name, School	Cl.	Yds.	PPG
1.	T.J. Graham, N. Carolina St.	Sr.	1300	185.7
2.	Tavon Austin, West Virginia	Jr.	1281	183.0
3.	Robert Woods, USC	So.	1256	179.4
4.	David Wilson, Virginia Tech	Jr.	1425	178.1
5.	Taveon Rogers, New Mexico St.	Sr.	1053	175.5

18. Colin Lockett, SDSU So. 924 154.0
19. Ronnie Hillman, SDSU So. 922 153.7

SDSU RECORD BOOK

100-YARD RUSHING GAMES/CAREER

Rk.	Name, Seasons	Games
1.	Marshall Faulk, 1991-92-93	23
2.	George Jones, 1995-96	14
3.	Larry Ned, 1998-99-00-01	13
4.	Jonas Lewis, 1996-97-98-99	13
5.	Ronnie Hillman, 2010-11	11
	Norm Nygaard, 1952-53-54	11
	David Turner, 1976-77	11

150-YARD RUSHING GAMES/CAREER

Rk.	Name, Seasons	Games
1.	Marshall Faulk, 1991-92-93	16
2.	Ronnie Hillman, 2010-11	9
3.	George Jones, 1995-96	8
4.	Larry Ned, 1998-99-00-01	7
5.	Norm Nygaard, 1952-53-54	6

200-YARD RUSHING GAMES/CAREER

Rk.	Name, Seasons	Games
1.	Marshall Faulk, 1991-92-93	7
2.	George Jones, 1995-96	4
3.	Larry Ned, 1998-99-00-01	4
4.	Ronnie Hillman, 2010-11	2
	Lynell Hamilton, 2003-05-06-07	2
	Chris Hardy, 1983-84-85-86	2
	Paul Hewitt, 1987-88	2
	David Turner, 1976-77	2

YARDS RUSHING/CAREER

Rk.	Name, Seasons	Yards
1.	Marshall Faulk, 1991-92-93	4,589
2.	Larry Ned, 1998-99-00-01	3,462
3.	Jonas Lewis, 1996-97-98-99	2,843
4.	George Jones, 1995-96	2,810
5.	Norm Nygaard, 1952-53-54	2,619
6.	Ronnie Hillman, 2010-11	2,365
7.	Wayne Pittman, 1991-92-93-94	2,363
8.	Chris Hardy, 1983-84-85-86	2,341
9.	David Turner, 1976-77	2,234
10.	Paul Hewitt, 1987-88	2,056
11.	Lynell Hamilton, 2003-05-06-07	2,052

HILLMAN VS. FAULK - SOPHOMORE YR

Marshall Faulk (1992)	Carries	Yards	TD
USC	27	220	3
at Brigham Young	25	299	3
at (11) UCLA	23	118	1
at New Mexico*	25	200	2
UTEP*	30	156	1
Air Force* (1K)	29	129	0
at Colorado State*	18	60	0
at Wyoming*	33	127	0
(23) Hawai'i*	43	300	4
Fresno State*	1	21	1
(1) Miami (Fla.)		injured	
6 Games Into Soph. Yr.:	159	1,122	10
19 Games Into Career:	390	2,708	32

Ronnie Hillman (2011)	Carries	Yards	TD
Cal Poly	28	189	2
at Army	17	117	2
Washington State	32	191	4
at (21) Michigan	21	109	0
TCU	20	55	0
at Air Force	27	172	2
Wyoming			
New Mexico			
at Colorado State			
Boise State			
at UNLV			
Fresno State			
5 Games Into Soph. Yr.:	145	867	10
19 Games Into Career:	407	2,365	27

SDSU RECORD BOOK (CONTINUED)

100-YARD RUSHING GAMES/SEASON

Rk.	Name, Season	Games
1.	George Jones, 1995	9
2.	Marshall Faulk, 1992	8
3.	Marshall Faulk, 1991	8
4.	Marshall Faulk, 1993	7
	David Turner, 1977	7
	Jim Allison, 1964	7
7.	Ronnie Hillman, 2010	6
	Larry Ned, 2001	6
	Tony Allen, 1979	6
10.	Ronnie Hillman, 2011	5
	6 Others Tied At	5

YARDS RUSHING/SOPHOMORE

Rk.	Name, Seasons	Yards
1.	Marshall Faulk, 1992	1,630
2.	Jonas Lewis, 1997	1,021
3.	Norm Nygaard, 1952	1,016
4.	Ronnie Hillman, 2011	833
5.	Lynell Hamilton, 2005	819

RUSHING TOUCHDOWNS/CAREER

Rk.	Name, Seasons	TD
1.	Marshall Faulk, 1991-92-93	57
2.	George Jones, 1995-96	34
3.	Paul Hewitt, 1987-88	28
4.	Ronnie Hillman, 2010-11	27
5.	Chris Hardy, 1983-84-85-86	22

CONSECUTIVE 100-YARD RUSHING GAMES

Rk.	Name, Seasons	Games
1.	Marshall Faulk, 11.9.91-10.24.92	10
2.	George Jones, 9.28.95-11.18.95	8
3.	Ronnie Hillman, 11.27.10-9.24.11	6
4.	Larry Ned, 9.24.98-10.17.98	4
	David Turner, 11.5.77-11.26.77	4
	Jim Allison, 9.19.64-10.10.64	4

ALL-PURPOSE YARDS PER GAME/CAREER

(min. 15 games)

Rk.	Name, Seasons	APYPG
1.	Marshall Faulk, 1991-92-93	179.4
2.	George Jones, 1995-96	156.1
3.	David Turner, 1976-77	151.3
4.	Darnay Scott, 1991-92-93	141.2
5.	Ronnie Hillman, 2010-11	132.7

SCORING/CAREER

Rk.	Name, Seasons	Points
1.	Marshall Faulk, 1991-92-93	376
2.	Andy Trakas, 1989-90-91-92	338
3.	Peter Holt, 1993-94-95-96	302
4.	Garrett Palmer, 2004-05-06-07	260
5.	Nate Tandberg, 1997-98-99-00	239
6.	Larry Ned, 1998-99-00-01	216
7.	George Jones, 1995-96	206
8.	Paul Hewitt, 1987-88	204
9.	Art Preston, 1949-50-51	192
10.	Gary Garrison, 1964-65	174
	Kern Carson, 1961-62-63	174

nr. Ronnie Hillman, 2010-11 168

TOUCHDOWNS/CAREER

Rk.	Name, Seasons	TD
1.	Marshall Faulk, 1991-92-93	62
2.	George Jones, 1995-96	34
	Paul Hewitt, 1987-88	34
4.	Ronnie Hillman, 2010-11	28
5.	Will Blackwell, 1994-95-96	25
	Darnay Scott, 1991-92-93	25
	Casey Brown, 1982-83-84-85	25
	Tom Reynolds, 1969-70-71	25

RYAN LINDLEY

Quarterback ■ 6-4, 230 ■ Sr.-3L

Alpine, Calif. (El Capitan High)

- * Davey O'Brien Award Watch List
- * Maxwell Award Watch List
- * Manning Award Watch List

In the process of rewriting the San Diego State record books... Has thrown for 12 touchdowns in his first six games of 2011, giving him 79 for his career, nine more than the previous school record holder (Todd Santos - 70)... After his teams went 6-18 over his first two years, Lindley has led SDSU to a 13-6 mark since... Became just the second player in Aztec history to throw for 10,000 yards on an 11-yard pass to Bryce Quigley in the second quarter against Washington State... Ranks third among the NCAA active leaders in yards (10,822), fourth in completions (821) and total offense (10,577), and fifth in touchdowns (79)... Has thrown at least one touchdown pass in 16 consecutive games, a streak that is the fourth longest in the country.

CURRENT STREAKS

- 37 Consecutive Starts At Quarterback (School Record)
- 16 Consecutive Games With A Touchdown Pass



Wins As Starter	19
Record Since 2010	13-6
TD Passes In a Game	
2: 12 times (7-5)	2 or more: 23 times (14-9)
3: 6 times (3-3)	3 or more: 11 times (7-4)
4: 4 times (3-1)	4 or more: 5 times (4-1)
5:	5 or more: 1 time (1-0)
6: 1 time (1-0)	6 or more: 1 time (1-0)
Interceptions In a Game	
0: 16 times (11-5)	
1: 14 times	1 or less: 30 times
Passing Yards In a Game	
400-Yard Games:	3
300-Yard Games:	12

ACTIVE NCAA DIVISION I LEADERS

COMPLETIONS

Rk.	Name, School	Cl.	GP	Comp.
1.	Case Keenum, Houston	Sr.	50	1312
2.	Kellen Moore, Boise State	Sr.	47	1005
3.	Landry Jones, Oklahoma	Jr.	33	867
4.	Ryan Lindley, SDSU	Sr.	42	821
5.	Austin Davis, Southern Miss.	Sr.	41	805

YARDS

Rk.	Name, School	Cl.	GP	Yds.
1.	Case Keenum, Houston	Sr.	50	16271
2.	Kellen Moore, Boise State	Sr.	47	12877
3.	Ryan Lindley, SDSU	Sr.	42	10822
4.	Landry Jones, Oklahoma	Jr.	33	10505
5.	Russell Wilson, Wis./NC St.	Sr.	43	10325

PASSING TOUCHDOWNS

Rk.	Name, School	Cl.	GP	TD
1.	Case Keenum, Houston	Sr.	50	130
2.	Kellen Moore, Boise State	Sr.	47	123
3.	Russell Wilson, Wis./NC St.	Sr.	43	92
4.	Landry Jones, Oklahoma	Jr.	33	85
5.	Ryan Lindley, SDSU	Sr.	42	79

TOUCHDOWNS RESPONSIBLE FOR

Rk.	Name, School	Cl.	GP	TD
1.	Case Keenum, Houston	Sr.	50	150
2.	Kellen Moore, Boise State	Sr.	47	127
3.	Russell Wilson, Wis./NC St.	Sr.	43	113
4.	Austin Davis, Southern Miss.	Sr.	41	91
5.	Landry Jones, Oklahoma	Jr.	33	88
	Robert Griffin III, Baylor	Jr.	34	88
7.	Bryan Moniz, Hawai'i	Sr.	31	83
8.	Ryan Lindley, SDSU	Sr.	42	81

TOTAL OFFENSE

Rk.	Name, School	Cl.	GP	Yds.
1.	Case Keenum, Houston	Sr.	50	17173
2.	Kellen Moore, Boise State	Sr.	47	12798
3.	Russell Wilson, Wis./NC St.	Sr.	43	11620
4.	Ryan Lindley, SDSU	Sr.	42	10577
5.	Austin Davis, Southern Miss.	Sr.	41	10425

MOST VICTORIES AS STARTER

Rk.	Name, School	Wins
1.	Kellen Moore, Boise State	45
2.	Case Keenum, Houston	29
3.	Andrew Luck, Stanford	27
4.	Austin Davis, Southern Miss.	24
	Tim Jefferson, Air Force	24
	Landry Jones, Oklahoma	24
	Russell Wilson, Wis./NC St.	24
8.	Matt Barkley, USC	23
9.	Kirk Cousins, Michigan State	22
10.	Stephen Garcia, South Carolina	21
11.	Jordan Jefferson, LSU	20
12.	Ryan Lindley, San Diego State	19
	G.J. Kinne, Tulsa	19

CONSECUTIVE GAMES WITH A TD PASS

Rk.	Name, School	Games
1.	Russell Wilson, Wis./NC St.	31
2.	Kellen Moore, Boise State	20
	Brandon Wheeden, Oklahoma State	20
4.	Ryan Lindley, San Diego State	16

SDSU RECORD BOOK

COMPLETIONS

Rk.	Name, Seasons	Comp.
1.	Todd Santos, 1984-85-86-87	910
2.	Ryan Lindley, 2008-09-10-11	821
3.	Kevin O'Connell, 2004-05-06-07	664
4.	Billy Blanton, 1993-94-95-96	588
5.	Dan McGwire, 1989-90	528

YARDS

Rk.	Name, Seasons	Yds.
1.	Todd Santos, 1984-85-86-87	11,425
2.	Ryan Lindley, 2008-09-10-11	10,822
3.	Billy Blanton, 1993-94-95-96	8,165
4.	Kevin O'Connell, 2004-05-06-07	7,689
5.	Dan McGwire, 1989-90	7,484

PASSING TOUCHDOWNS

Rk.	Name, Seasons	TD
1.	Ryan Lindley, 2008-09-10-11	79
2.	Todd Santos, 1984-85-86-87	70
3.	Billy Blanton, 1993-94-95-96	67
4.	Dennis Shaw, 1968-69	58
4.	Kevin O'Connell, 2004-05-06-07	46

CAREER QB STARTS

Rk.	Name, Seasons	Starts
1.	Todd Santos, 1984-85-86-87	45
2.	Ryan Lindley, 2008-09-10-11	42
3.	Kevin O'Connell, 2004-05-06-07	33
4.	Billy Blanton, 1993-94-95-96	28
5.	David Lowery, 1991-92-93	24

TOTAL OFFENSE

Rk.	Name, Seasons	Yds.
1.	Todd Santos, 1984-85-86-87	10,513
2.	Ryan Lindley, 2008-09-10-11	10,577
3.	Kevin O'Connell, 2004-05-06-07	9,001
4.	Billy Blanton, 1993-94-95-96	8,014
5.	Dan McGwire, 1989-90	7,087

LINDLEY TARGETS

Name	Catches	Yards	TDs
Vincent Brown	167	2,674	20
DeMarco Sampson	138	2,164	17
Roberto Wallace	64	860	3
Brandon Sullivan	61	700	5
Dominique Sandifer	49	561	2
Gavin Escobar	45	549	8
Alston Umuolo	42	421	4
Darren Mougey	33	429	4
Dylan Denso	28	374	2
Attayah Henderson	28	182	1
Colin Lockett	25	429	4
Matthew Kawulok	24	284	1
Ronnie Hillman	22	156	1
Walter Kazee	16	163	0
Mekell Wesley	13	161	0
D.J. Shields	13	138	1
Tyler Campbell	11	90	0
Bryce Quigley	10	108	1
Justin Shaw	8	150	2
Davon Brown	6	78	0
Waika Spencer	5	53	0
Preston King	3	20	1
Jon Toledo	2	72	0
Marcus Russell	2	32	0
Anthony Miller	2	7	0
Chad Young	2	5	1
Willie Watters	1	5	1
Alec Johnson	1	0	0

LINDLEY GAME-BY-GAME

2008	Att. Comp.	Int.	Yards	TD	Rating	
Cal Poly	45	27	2	352	3	138.82
at Notre Dame	59	29	1	274	1	90.37
at San Jose St.	29	10	0	140	0	75.03
Idaho	38	24	1	433	4	188.35
at TCU	8	4	0	37	0	88.85
Air Force						DNP-Injured
at New Mexico	37	18	1	156	1	87.58
Colorado St.	33	24	1	166	1	118.92
at Wyoming	52	28	0	311	1	110.43
at BYU	36	20	1	160	1	96.86
Utah	41	23	2	247	2	113.04
UNLV	50	35	0	387	2	148.22

2009	Att. Comp.	Int.	Yards	TD	Rating	
at UCLA	45	18	3	238	2	85.76
Southern Utah	30	20	0	287	2	169.03
at Idaho	35	21	1	200	1	111.71
at Air Force	41	25	4	284	2	115.75
New Mexico St.	27	7	1	123	1	69.01
BYU	33	21	1	298	3	163.43
at Colorado St.	43	29	0	459	6	203.15
New Mexico	38	22	0	253	3	139.87
TCU	34	16	2	164	1	85.52
Wyoming	29	18	0	200	0	120.00
at Utah	37	17	2	207	1	91.05
at UNLV	45	25	2	341	1	117.65

2010	Att. Comp.	Int.	Yards	TD	Rating	
Nicholls St.	26	17	0	303	2	188.66
at NMSU	42	20	0	319	1	119.28
at Missouri	44	20	1	190	0	77.18
Utah State	24	17	1	362	3	230.45
at BYU	34	20	1	220	3	136.41
Air Force	26	14	1	247	1	138.65
at New Mexico	37	18	1	249	2	117.61
at Wyoming	32	16	2	365	3	164.25
Colorado St.	23	14	2	171	1	120.28
at TCU	26	11	2	262	2	136.95
Utah	54	36	3	528	4	162.13
UNLV	30	22	0	338	4	211.97
Navy	23	18	0	276	2	207.76

2011	Att. Comp.	Int.	Yards	TD	Rating	
Cal Poly	27	15	0	203	4	167.60
at Army	18	8	0	146	1	130.91
Washington St.	37	21	1	273	2	131.17
at Michigan	48	23	0	253	1	99.07
TCU	41	15	3	201	2	79.23
at Air Force	21	15	0	209	2	186.46
Wyoming						
New Mexico						
at Colorado St.						
Boise St.						
at UNLV						
Fresno St.						

■ **TURNOVERS:** In six games this season, the Aztecs have a total of 10 turnovers... That ranks 31st nationally in fewest turnovers in 2011... The Aztecs have won six straight games when having two turnovers or less in a game... Earlier this season, San Diego State's went a school-record three straight games without a turnover... The span covered last season's Poinsettia Bowl victory over Navy, and 2011 victories over Cal Poly and Army... During the stretch, the Aztecs went 213 consecutive offensive plays, beginning in the 2010 regular-season finale against UNLV (Nov. 27, 2010) until a second quarter interception against Washington State (Sept. 17, 2011).

AZTEC O-LINE IMPRESSIVE, AGAIN

With four returning starters on the offensive line, it should come as no surprise that San Diego State has continued the fine play up front. The Aztec starting offensive line consists of three seniors (LT Tommie Draheim, LG Emilio Rivera and RT Kurtis Gunther) and two juniors (C Alec Johnson and RG Nik Embernate).

In its last outing against Air Force, the Aztecs rushed for 201 yards and a pair of touchdowns in the victory against the Falcons.

Other notes on the offensive line:

- The starting five offensive linemen have combined to make 103 career starts. Nik Embernate leads the group with 27 career starts. The Aztecs have started the same offensive line group for all six games this season.
- San Diego State has allowed three sacks in the last 255 pass attempts dating back to the fourth quarter of the Utah game on Nov. 20, 2010.
- After allowing a mere nine sacks a year ago, San Diego State is fourth nationally, allowing 0.50 sacks a game.
- San Diego State is 9-for-12 this year in converting third down and one.
- In the season-opening game against Cal Poly, the Aztec offensive line received high marks, helping SDSU rush for 289 yards on 49 carries (5.90 yards per carry), while allowing no sacks and giving up just two negative plays (for a total of four lost yards) in 77 offensive snaps).
- Against Army, San Diego State rushed for 146 yards on just 25 carries for an average of 5.84 yards per rush, with two touchdowns. Ronnie Hillman rushed for 117 yards, marking the fourth consecutive game that he had broken the century mark.
- Versus Washington State, San Diego State rushed for 227 yards and four touchdowns on 44 carries. The Aztecs also had 37 pass attempts without a sack in the contest.
- Against No. 22/21 Michigan, San Diego State allowed just one sack on 48 pass attempts and helped the Aztecs rush for 123 yards, with a per carry average of 4.2 yards.
- Against TCU, the offensive line allowed one sack in 42 pass attempts.
- In the contest at Air Force, San Diego State allowed no sacks in 21 pass attempts and rushed for 201 yards. The Aztecs scored 41 points against the Falcons.

DEFENSIVE NOTES

■ **OVERALL:** San Diego State ranks 49th nationally in scoring defense (24.50) and 76th in total defense (404.50)... Once again, the defense performed well in the second half at Air Force... After intermission, the Aztecs allowed 10 points, 224 total yards and forced three turnovers... That has been a trend throughout the season... After intermission, TCU scored 10 points (on drives totaling 56 yards) and totaled 165 yards, while forcing two fumbles... At Michigan, the Wolverines had seven points on 166 yards of total offense, while forcing three turnovers in the second half... In the second half of the five games this season, the Aztec defense has allowed 47 points, 969 yards and forced 12 turnovers (that equates into the following second-half averages: 7.8 points, 161.5 yards and 2.0 forced turnovers)... Of Washington State's 419 yards of offense, 158 came on two plays, meaning the Cougars had 261 yards on their other 68 offensive plays (3.84 per play)... The defense was on the field for 84 plays and 42:11 at Army... The Aztec defense secured the victory, holding Army on downs after the Black Knights had first and 10 on the Aztec 29 on their final drive of the game... The Aztec defense improved as the game against Cal Poly progressed, yielding just 10 yards of offense in the third quarter and a mere 105 yards after halftime... San Diego State limited the Mustangs to six straight 3-and-outs at one point in the game, nine 3-and-outs for the contest and held Cal Poly to four yards or less on 10 of their 15 drives... Of Cal Poly's 284 yards of offense, 101 came on two plays... That means Cal Poly had 183 yards on their other 58 plays from scrimmage (3.16 per play).

■ **RUSH DEFENSE:** San Diego State is 117th nationally in rushing yards per game (223.33), which is misleading due to playing three option teams, including each of the first two weeks, and a Michigan squad that ran the ball 45 times (only 19 passes)... It may be the most misleading stat in the country, as the Aztecs have defended 295 rushes which, is the 22nd-highest total in the country this season and the most among teams that have played six games... SDSU did not allow a rushing touchdown against the Cougars, despite defending 28 carries... Washington State's longest rush of the day went for 11 yards... After having his streak snapped at eight consecutive games with a tackle for loss at Army, senior linebacker Miles Burris responded with a sack against the Cougars, two tackles for loss against Michigan and 1.5 TFL and a sack against TCU... San Diego State has recovered 11 opponent fumbles this season, the third highest total in the country (Cincinnati and Michigan have recovered 12 fumbles).

■ **PASS DEFENSE:** San Diego State is 15th nationally in pass defense (181.17) and 48th in pass efficiency rating (123.30)... San Diego State has not allowed a passing touchdown in three of six games this season... The Aztecs have 22 pass break ups and eight interceptions in 139 opponent pass attempts this season... The Aztecs have intercepted two or more passes in four consecutive games (eight total)... This is the first time the Aztecs have had multiple picks in four consecutive games since 1990... The team gave up only 43 yards passing at Army, the team's fewest allowed since North Carolina threw for only 33 yards in the 1998 Las Vegas Bowl.

MILES MARKS

Aztec senior linebacker Miles Burris, a Butkus, Lombardi and Nagurski Award candidate, is putting together a special season. Burris ranks second on the squad in tackles (38) and leads the team in tackles for loss (9) and is tied for the team lead in sacks (3) and fumble recoveries (2). Of his 38 tackles, nine have come behind the scrimmage. Burris has recorded at least a half tackle for loss in 12 of the last 13 outings and 17 of the last 19 contests. The Granite Bay, Calif., native has pushed his career total of tackles for loss to 36.5 and 14.0 sacks. Burris also enters the Wyoming outing with a streak of 32 consecutive games with at least one tackle, dating back to the 2008 contest with Utah.

MAKING THE ADJUSTMENTS

The San Diego State coaching staff has earned their pay with halftime adjustments this season. In all six games to date, the Aztec defense has decreased scoring and total yards from the first half to the second half. In fact, in six second halves this season, San Diego State has allowed just 47 points and a mere 969 yards of offense in those six halves of football.

MILES BURRIS

Linebacker ■ 6-3, 235 ■ Sr.-3L

Granite Bay, Calif. (Granite Bay High)

- * Butkus Award Watch List
- * Lombardi Award Watch List
- * Nagurski Award Watch List
- * Campbell Trophy Semifinalist

Had a breakout season in 2010, leading the Mountain West Conference in sacks (9.5) and tackles for a loss (20.0) and ranking second in forced fumbles (4)... Also ranked among the top 20 in the nation in all three categories and in the top 10 of SDSU's single-season list... A ferocious tackler who has over 5,000 views of a You Tube mix of his highlights from 2010.

CURRENT STREAKS

- 43 Consecutive Games Played (Has Not Missed A Game)
- 32 Games With A Tackle
- 31 Consecutive Games Started At Linebacker
- 15 Consecutive Games With At Least 4 Tackles
- Had Streak Of Tackles For A Loss Snapped At 8 On Sept. 10 At Army



MILES BURRIS GAME-BY-GAME

2008	UA-AT-TT	TFL-Yds.	Sacks	FF	2010	UA-AT-TT	TFL-Yds.	Sacks	FF
Cal Poly	0-0-0	0-0	0-0	0	Nicholls	3-1-4	1.0-7	0-0	0
at Notre Dame	0-0-0	0-0	0-0	0	at New Mexico St.	3-5-8	0.5-1	0-0	0
at San Jose St.	1-0-1	0-0	0-0	0	at Missouri	2-2-4	1.5-3	0-0	1
Idaho	2-1-3	0-0	0-0	0	Utah St.	1-1-2	1.0-6	1.0-6	0
at TCU	3-2-5	1.0-1	0-0	0	at BYU	4-2-6	2.0-12	2.0-12	1
Air Force	0-0-0	0-0	0-0	0	Air Force	0-4-4	0-0	0-0	0
at New Mexico	3-3-6	0-0	0-0	0	at New Mexico	6-2-8	2.0-2	1.0-1	0
Colorado St.	0-0-0	0-0	0-0	0	at Wyoming	4-0-4	1.0-6	1.0-6	0
at Wyoming	1-0-1	0-0	0-0	0	Colorado St.	9-1-10	4.0-35	2.0-18	2
at BYU	0-2-2	0.5-1	0-0	0	at TCU	8-1-9	2.0-14	1.0-11	0
Utah	0-0-0	0-0	0-0	0	Utah	4-4-8	0.5-1	0-0	0
UNLV	1-0-1	0-0	0-0	0	UNLV	5-2-7	3.5-9	1.5-7	0
					Navy	5-1-6	1.0-8	0-0	0
2009	UA-AT-TT	TFL-Yds.	Sacks	FF	2011	UA-AT-TT	TFL-Yds.	Sacks	FF
at UCLA	4-0-4	1.0-1	0-0	0	Cal Poly	5-1-6	2.0-8	1.0-7	0
Southern Utah	2-3-5	2.0-5	1.0-4	0	at Army	2-4-6	0-0	0-0	0
at Idaho	2-2-4	0.5-5	0.5-5	0	Washington St.	2-2-4	1.0-8	1.0-8	0
at Air Force	1-8-9	0-0	0-0	0	at Michigan	7-3-10	2.0-4	0-0	0
New Mexico St.	1-1-2	0-0	0-0	0	TCU	1-3-4	1.5-15	1.0-14	0
BYU	4-1-5	1.0-1	0-0	0	at Air Force	4-4-8	2.5-5	0-0	0
at Colorado St.	2-2-4	0.5-0	0-0	0	Wyoming				
New Mexico	3-0-3	0-0	0-0	0	New Mexico				
TCU	4-1-5	0-0	0-0	0	at Colorado St.				
Wyoming	6-1-7	1.0-2	0-0	0	Boise St.				
at Utah	0-4-4	0-0	0-0	0	at UNLV				
at UNLV	1-5-6	0-0	0-0	0	Fresno St.				

AZTECS IN THE NFL

Current NFL team	SDSU Letterwinner	Years
ARIZONA CARDINALS		
DeMarco Sampson, WR		2005, 08-09-10
BUFFALO BILLS		
Kirk Morrison, LB		2001-02-03-04
CAROLINA PANTHERS		
Antwan Applewhite, LB		2004-05-06
CHICAGO BEARS		
Lance Louis, G		2004-05-07-08
JACKSONVILLE JAGUARS		
Russell Allen, LB		2005-06-07-08
Kassim Osgood, WR		2002
MIAMI DOLPHINS		
Roberto Wallace, WR		2007-08-09
NEW ORLEANS SAINTS		
Will Robinson, T		2004-05-06-07
NEW YORK JETS		
Kevin O'Connell, QB		2004-05-06-07
OAKLAND RAIDERS		
Chaz Schilens, WR		2004-05-06-07
SAN DIEGO CHARGERS		
Vincent Brown, WR		2007-08-09-10
Brandyn Dombrowski, G/T		2004-05-06-07
SEATTLE SEAHAWKS		
Matt McCoy, LB		2002-03-04

Below is a look at the game-by-game breakdown.

	First Half			Second Half		
	Points	Yards	Forced TOs	Points	Yards	Forced TOs
Cal Poly	14	179	0	7	105	1
at Army	14	245	3	6	201	0
Washington State	17	260	1	7	108	3
at Michigan	21	247	1	7	166	3
TCU	17	281	2	10	165	2
at Air Force	17	195	0	10	224	3
Totals	100	1,407	7	47	969	12

SPECIAL TEAMS NOTES

■ **SPECIAL TEAMS:** Aztec punter Brian Stahovich ranks 36th nationally in punting average at 42.32... Of his 28 punts, he landed nine inside the 20-yard line, 21 of his 28 boots have not been returned and he boasts seven 50-yard kicks... Senior place-kicker Abelardo Perez has 16 touchbacks on kickoffs, giving him 44 in 19 career outings as an Aztec... Perez made his first field goal of the season count against Army when he booted a 42-yard game-winner... He made a pair of field goals against Air Force (27 and 25 yards)... Colin Lockett had a 94-yard kick return for a touchdown against Cal Poly, the school's first return for a TD since 2008... Brandon Davis had a 98-yard kickoff return for touchdown against Air Force... It was the third longest KOR in school history.

A LOOK BACK AT THE 3-0 START

Although it has come and gone, the 3-0 start was notable for many reasons:
 ■ San Diego State opened 3-0 for the first time since 1981 (30 seasons). Prior to this season, the Aztecs had only posted four 2-0 starts since 1981, and failed to win the third game in all four previous occasions.
 ■ Rocky Long was one of only five first-year coaches who started this season with victories in each of his first three outings, joining Robbie Caldwell (Vanderbilt), Brady Hoke (Michigan), Will Muschamp (Florida) and Dennis Shaw (Stanford). Long's accomplish is a bit more impressive as the other first-year coaches are at schools where their employer has gone 3-0 rather recently.

Coach	School	Previous 3-0 Start	Note
Robbie Caldwell	Vanderbilt	2008	Started 3-0 in three of the last seven years
Brady Hoke	Michigan	2010	3rd straight 3-0 start, also done in 95-97
Rocky Long	San Diego State	1981	Win at Army and vs. Washington State
Will Muschamp	Florida	2010	Seventh consecutive season with 3-0 start
Dennis Shaw	Stanford	2010	Started 3-0 last year too, and also in 2001

■ With the 3-0 start, Rocky Long accomplished something the previous six Aztec head coaches were unable to accomplish while on The Mesa (Denny Stolz, Al Luginbill, Ted Tollner, Tom Craft, Chuck Long and Brady Hoke).
 ■ In 43 seasons at the Division I level (including this season), San Diego State has opened 3-0 eight times (1969, 1970, 1972, 1975, 1976, 1977, 1981 and 2011). In the seven previous seasons with a 3-0 start, the Aztecs have gone a cumulative record of 64-13. That breaks down to an average of 9.1 wins and 1.9 losses.

HILLMAN TABBED MW CO-OFFENSIVE PLAYER OF THE WEEK

San Diego State sophomore running back Ronnie Hillman has been named the Mountain West Co-Offensive Player of the Week for his performance in a 41-27 victory over Air Force on Oct. 13, the conference office announced on Oct. 17. It was the second time this season that Hillman has been honored by the league and the fifth time overall in his career.

Hillman, who shared the offensive award with Boise State's Doug Martin, carried 27 times for 172 yards and scored two touchdowns in the Aztecs' first win in Colorado Springs, Colo., since 2004. The La Habra, Calif., native scored twice in the fourth quarter on runs of 22 and 57 yards to give SDSU a 21-point lead with just under nine minutes left in the game. Hillman had five rushes for 10 or more yards and added seven for first downs, while averaging 6.4 yards per carry.

The effort was Hillman's fifth 100-yard rushing game in six outings this season. He now has 11th career 100-yard rushing games in 19 contests, including nine for over 150 yards. The sophomore has scored at least two touchdowns four times in 2011, and is currently ranked first nationally in rushing (138.83 ypg.) and is tied for 12th in scoring (10.0 ppg.).

Hillman previously earned Mountain West honors following the team's victory over Washington State on Sept. 19. He is the Aztecs' first repeat honoree this season.

SDSU TABBED TO FINISH FOURTH IN THE MOUNTAIN WEST

■ For the first time in seven seasons, the San Diego State football team was picked to finish in the upper division of the Mountain West, coming in fourth place with 160 points in the 2011 preseason poll, which is voted on by media representatives who cover the conference.

Released at the league's annual media day in Las Vegas, the MW preseason poll has the Aztecs picked for fourth place, their highest projected finish since being pegged for third in 2004. Last season, San Diego State was projected to come in sixth place, but ended up in a tie for third after posting a 9-4 overall record and a 5-3 mark in Mountain West play. It marked the fifth time in the last six seasons that SDSU has finished at or higher than its projected finish.


MW newcomer Boise State was picked to win the league title in 2011, capturing 28 of the 31 first-place votes and earning 236 points overall. The Broncos were followed by TCU, Air Force, San Diego State, Colorado State, Wyoming, UNLV and New Mexico.

BRIAN STAHOVICH

Punter ■ 6-0, 190 ■ Sr.-3L
Solana Beach, Calif.
(Cathedral Catholic High)

* Candidate for College Football Performance Award (Outstanding Punter)

Two-time all-Mountain West Conference punter, including a first-team selection as a junior in 2010 after leading the league and ranking eighth nationally in punting (45.40)... Had a career-long 89-yard punt at Wyoming on Oct. 30, 2010, which was a school record, the longest in the FBS in 2010 and the second longest in MWC history... Has 48 career kicks of 50 or more yards and has landed 54 inside the 20-yard line... An additional 62 punts have been fair caught... Is third all-time at SDSU in punting yards (9,072) and fourth in punting average (42.59)... Is 36th in the nation this year in punting with a 42.32 average... Nine of his 28 punts this year have been inside the 20 and 12 have been fair caught... Only seven of the 28 have been returned... If you take away the times he has had to punt inside opponents' territory, Stahovich is averaging 44.33 yards per punt this season (24 punts for 1,064 yards)... MWC Special Teams Player of the Week (Sept. 12, 2011).



CURRENT STREAKS

■ 43 Consecutive Games Played (Has Not Missed A Game)

BRIAN STAHOVICH GAME-BY-GAME

2008	No.	Yds.	Avg.	Long	FC	50+	I20	2010	No.	Yds.	Avg.	Long	FC	50+	I20
Cal Poly	4	158	39.5	49	0	0	2	Nicholls	1	56	56.0	56	0	1	0
at Notre Dame	8	267	33.4	39	1	0	0	at New Mexico St.	4	203	50.8	59	0	3	2
at San Jose St.	9	412	45.8	65	0	3	1	at Missouri	10	456	45.6	67	2	3	3
Idaho	4	118	29.5	34	1	0	2	Utah St.	3	138	46.0	57	1	1	1
at TCU	10	361	36.1	47	3	0	1	at BYU	6	266	44.3	54	2	2	0
Air Force	7	272	38.9	57	3	1	1	Air Force	4	173	43.2	55	2	1	3
at New Mexico	8	327	40.9	48	2	0	0	at New Mexico	7	324	46.3	61	2	3	3
Colorado St.	3	116	38.7	47	1	0	1	at Wyoming	1	89	89.0	89	0	1	1
at Wyoming	5	248	49.6	57	2	3	2	Colorado St.	3	125	41.7	44	2	0	1
at BYU	4	143	35.8	41	2	0	1	at TCU	9	361	40.1	48	3	0	1
Utah	5	216	43.2	50	3	1	2	Utah	2	94	47.0	50	0	1	0
UNLV	4	169	42.2	46	1	0	1	UNLV	0	0	0.0	0	0	0	0
								Navy	3	121	40.3	47	2	0	3
2009	No.	Yds.	Avg.	Long	FC	50+	I20	2011	No.	Yds.	Avg.	Long	FC	50+	I20
at UCLA	8	358	44.8	51	2	1	1	Cal Poly	6	253	42.2	50	3	2	3
Southern Utah	2	91	45.5	50	0	1	0	at Army	5	240	48.0	59	1	2	4
at Idaho	3	139	46.3	51	1	1	1	Washington St.	5	199	39.8	54	2	1	0
at Air Force	6	315	52.5	57	1	4	1	at Michigan	6	229	38.2	52	4	1	2
New Mexico St.	6	269	44.8	50	3	1	0	TCU	4	179	44.8	49	0	0	0
BYU	4	189	47.2	50	0	2	1	at Air Force	2	85	42.5	56	2	1	0
at Colorado St.	3	105	35.0	54	0	1	0	Wyoming							
New Mexico	7	300	42.9	59	3	2	5	New Mexico							
TCU	6	220	36.7	45	1	0	0	at Colorado St.							
Wyoming	2	63	31.5	37	0	0	0	Boise St.							
at Utah	8	376	47.0	67	1	3	1	at UNLV							
at UNLV	6	249	41.5	3	1	3		Fresno St.							



ROCKY LONG

Was one of four NCAA players who visited U.S. servicemen in Vietnam in the summer of 1971, spending two weeks visiting different U.S. bases

Bobby Knight paid Long a home visit and recruited the two-sport athlete to play basketball at Army

Left New Mexico as the all-time leading rusher (2,071 yards) and threw just 23 interceptions in 30 career games

COACHING HIGHLIGHTS

- ▶ Has the second-most all-time victories in the Mountain West with 66, including four this season
- ▶ Was named the Mountain West Conference Coach of the Year in 2002
- ▶ Has 11 years of head coaching experience and has spent 14 seasons as a defensive coordinator

AT SAN DIEGO STATE:

- ▶ Became San Diego State's 18th head football coach on Jan. 12, 2011.
- ▶ Was the defensive coordinator at SDSU from 2009-10.
- ▶ Built a defense that last season ranked in the top 40 and allowed 20 points or less six times as the Aztecs posted a winning record for the first time in 12 years, claimed nine victories for the first time since 1977 and captured a bowl victory for the first time since 1969.
- ▶ In his first year in 2009, helped SDSU improve defensive marks in points allowed, first downs, first downs, rushing, total defense, third-down conversion percentage, fourth-down conversion percentage, sacks, interceptions and red-zone conversion percentage, among other categories.

AT NEW MEXICO

- ▶ Compiled a school-record 65 victories and led the Lobos to five bowl game appearances in his final seven seasons. His teams were bowl eligible in seven of his last eight campaigns.
- ▶ In his final nine seasons in Albuquerque, Long's defensive units ranked among the top 30 in fewest yards allowed six times and among the top 40 against the rush every year. In both 2001 and 2003, New Mexico's defense ranked fifth nationally in fewest rushing yards allowed per game.
- ▶ While at New Mexico, he coached 13 players selected in the NFL Draft, 10 players who earned All-America honors and had a MWC-high 34 first-team all-conference selections since 2003.

OTHER COACHING EXPERIENCE

- ▶ Prior to accepting the head coaching position at New Mexico, Long served as defensive coordinator for 12 seasons at three different schools. He was the defensive coordinator for two years under Bob Toledo at UCLA in 1996-97, for five seasons at Oregon State from 1991-95, and for five campaigns at Wyoming from 1981-85.
- ▶ Also served as an assistant coach at TCU, with the CFL's British Columbia team and started his career at New Mexico has a graduate assistant coach in 1972.

PLAYING EXPERIENCE:

- ▶ Originally a defensive back, Long became a three-year starter at quarterback for the Lobos from 1969-71. He earned team most valuable player honors and was the Western Athletic Conference Offensive Player of the Year as a senior.
- ▶ Long played professionally in the CFL with British Columbia in 1972-73 and 1975-76. He also competed in the World Football League with the Detroit Wheels in 1974.
- ▶ Attended Alta Loma High School in Alta Loma, Calif.

PERSONAL:

- ▶ Long and his wife, Debby, have two daughters, Roxanne and Hannah. Both of Long's daughters are head coaches at NCAA schools. Roxanne is the head women's basketball coach at Texas Lutheran, an NCAA Division III school in the American Southwest Conference. Hannah is the head volleyball coach at Southwestern University, an NCAA Division III school in the Southern Collegiate Athletic Conference. Last season, her team went 32-7 and advanced to the second round of the NCAA tournament.

Rocky Long Head Coaching Record

Year	Record	League	Finish	Home	Away	Neutral	Bowl Game
1998	New Mexico 3-9	1-7	7th, WAC	2-4	1-5		
1999	New Mexico 4-7	3-4	T-5th, MWC	3-3	1-4		
2000	New Mexico 5-7	3-4	T-5th, MWC	3-3	2-4		
2001	New Mexico 6-5	4-3	T-3rd, MWC	4-2	2-3		
2002	New Mexico 7-7	5-2	2nd, MWC	5-1	2-5	0-1	Las Vegas Bowl, UCLA (L, 13-27)
2003	New Mexico 8-5	5-2	2nd, MWC	5-2	3-2	0-1	Las Vegas Bowl, Oregon State (L, 14-55)
2004	New Mexico 7-5	5-2	2nd, MWC	3-2	4-2	0-1	Emerald Bowl, Navy (L, 19-34)
2005	New Mexico 6-5	4-4	T-4th, MWC	2-3	4-2		
2006	New Mexico 6-7	4-4	5th, MWC	3-5	3-2		New Mexico Bowl, San Jose State (L, 12-20)
2007	New Mexico 9-4	5-3	T-3rd, MWC	6-1	3-3		New Mexico Bowl, Nevada (W, 23-0)
2008	New Mexico 4-8	2-6	T-6th, MWC	3-3	1-5		
NEW MEXICO TOTALS	65-69	41-41		39-29	26-37	0-3	1-4
Year	Record	League	Finish	Home	Away	Neutral	Bowl Game
2011	San Diego State 4-2	1-1	MW	2-1	2-1		
SDSU TOTALS	4-2	1-1		2-1	2-1		
OVERALL TOTALS	69-71	42-42		41-30	28-38	0-3	1-4

LONG SITUATIONAL RECORD

Overall	69-71
at San Diego State	4-2
at New Mexico	65-69
Home	41-30
San Diego, Calif.	2-1
Albuquerque, N.M.	39-29
Road	28-38
at San Diego State	2-1
Neutral	0-3
Scoring 41+ Points	17-1
Scoring 20+ Points	64-24
Allowing 20- Points	35-11
Conference Games	42-42
MW Games	41-35
3-Point or Closer	16-12
7-Point or Closer	30-25

THE LONG FACTOR

Below is a look at the two seasons prior to Rocky Long joining the SDSU staff, the last two seasons in which he served as the Aztecs' defensive coordinator and this season in which he is the head coach (and defensive coordinator):

Category	2007-08	2009-10	2011
Record	6-18	13-12	4-2
MW Record	3-13	7-9	1-1
Opp. PPG	35.8	26.1	24.5
Opp. Total Offense/G	479.5	367.3	404.5

BOWL GAMES AS A COACH

San Diego State
2010 Poinsettia Bowl

New Mexico
2007 New Mexico Bowl
2006 New Mexico Bowl
2004 Emerald Bowl
2003 Las Vegas Bowl
2002 Las Vegas Bowl

UCLA
1998 Cotton Bowl


MW COACHING VICTORIES

Rk.	Name, Team	Wins
1.	Gary Patterson, TCU*	71
2.	Rocky Long, UNM-SDSU*	66
3.	Sonny Lubick, Colorado State	59
4.	Kyle Whittingham, Utah	57
5.	Bronco Mendenhall, Brigham Young	56
6.	Fisher DeBerry, Air Force	49

Includes all victories while team was in the league since the inception of the MW.

* - indicates current active coach in the MW

AZTEC COACHING STAFF



Rocky Long

FIELD

HC/Def. Coord., 1st Year (New Mexico '74)

- ▶ Named SDSU's head coach on Jan. 12, 2011, after serving two seasons as the defensive coordinator.
- ▶ Has 11 years of head coaching experience (New Mexico, 1998-2008) and 12 years service as a defensive coordinator (UCLA, 1996-97; Oregon State, 1991-95;

Wyoming, 1981-85).

- ▶ Owns the second-most victories of any Mountain West head coach in the league's history. Was named the league's coach of the year in 2002.




Andy Ludwig

BOX

Off. Coord./TE's, 1st Year (Portland St. '88)

- ▶ Andy Ludwig has 16 years of service as an offensive coordinator at the NCAA level and has 24 years of coaching experience overall.

- ▶ Notable quarterback pupils include Heisman Trophy Finalist David Carr (Fresno State), Kellen Clemens (Oregon), Brian Johnson (Utah) and Billy Volek (Fresno State).
- ▶ While at Fresno State in 2001, Ludwig was a finalist for the Frank Boyles Assistant Coach of the Year award.



Jeff Horton


FIELD

Asst. HC/RBs, 1st Year (Nevada '81)

- ▶ Spent the final five games of last season as the interim head coach at Minnesota, leading the Gophers to a 2-3 record (team was 1-6 before his promotion) with victories over bowl-bound Illinois and Iowa.

▶ Also had head coaching stints at UNLV (1994-98) and Nevada (1993).

- ▶ Started his collegiate coaching career in 1984 as a graduate assistant at Minnesota under legendary head coach Lou Holtz.



Dan Finn

FIELD

Offensive Line, 1st Year (N. Arizona '02)

- ▶ Comes to SDSU from Idaho, where he coached the Vandals' offensive line for the past four years.

- ▶ Coached 2010 first-round NFL Draft pick Mike Iupati, who was a consensus All-American and one of three finalists for the Outland Trophy.

- ▶ Played professional football for two years as a member of the Denver Broncos' practice squad in 1998 and a starter at guard for the World Bowl champion Frankfort Galaxy of NFL Europe in 1999.



Daniel Gonzales

FIELD

Safeties, 1st Year (New Mexico '98)

- ▶ Previously worked with SDSU head coach Rocky Long at New Mexico as a defensive graduate assistant (1999-02), a video coordinator (2003-05) and a special teams/safeties coach (2005-08).

▶ Coached Lobo place-kicker John Sullivan to consensus All-America honors in 2007.

- ▶ Earned three letterwinners as a punter and safety at UNM, where he won the Chuck Cummings Memorial Award for morale and spirit.



Osia Lewis

BOX

Defensive Line, 1st Year (Oregon St. '86)

- ▶ Worked along side SDSU head coach Rocky Long at UNM from 2003-07 as the defensive coordinator.

- ▶ Also spent time as a defensive coordinator at UTEP (2008-09) and the Hartford Colonials of the United Football League (2010).

▶ Has coached in the Mountain West, Conference USA, Big Ten and Pac-10, and has been on the sidelines in six bowl games.

- ▶ Earned all-conference honors at Oregon State as a senior in 1985.



LeCharls McDaniel

FIELD

WR/Special Teams, 11th Year (Cal Poly '81)

- ▶ In his third stint at SDSU, having coached the wide receivers (2002 and 2006), running backs (2005) and secondary/special teams ('94-96).

▶ Has also coached at Oregon State (STs/TEs), Cal (STs), Washington Redskins (STs), Phoenix Cardinals (WRs), Cal Poly (Sec/STs), San Diego Chargers (Asst. STs) and Hartnell College (Sec).

- ▶ Honorable mention All-American as a senior cornerback in 1980.



Kevin McGarry

FIELD

Linebackers, 1st Year (San Diego '79)

- ▶ Was the head coach at USD from 1996-03, guiding the Toreros to a 39-37 record. Three of his teams were nationally ranked.

▶ His 2003 San Diego squad was the No. 1 offense in the nation (Div. I-AA).

▶ Was named the Pioneer Football League Coach of the Year in 2002.

- ▶ Coached eight players to All-American honors at USD, including Eric Rasmussen, who led the nation in pass efficiency in 2002.



Brian Sipe

FIELD

Quarterbacks, 3rd Year (San Diego State)

- ▶ Played for legendary SDSU coach Don Coryell and was the Aztecs' leading passer in '70 and '71. In '70, he directed SDSU to a 9-2 record as the Aztecs spent eight weeks ranked among the nation's top 20.

▶ As a junior, he was an honorable mention All-American by the AP after throwing for 2,618 yards and 23 TDs.

- ▶ In 1980, he earned league MVP honors and was named first-team all-pro, leading the Browns to an 11-5 record.



Tony White

BOX

Cornerbacks/Recruiting, 3rd Year (UCLA '02)

- ▶ Came to San Diego State after spending 2008 alongside current Aztec head coach Rocky Long at New Mexico. White was in charge of the Lobos' linebackers.

▶ In 2008, White coached two honorable mention all-conference linebackers in Zach Arnett and Herbert

Felder.

- ▶ Was a three-year starter and four-year letterman at outside linebacker for UCLA from 1997-2000.

SAN DIEGO STATE ROSTER

Alphabetical			Numerical							
No.	Name	Pos.	No.	Name	Pos.	Ht.	Wt.	Yr.	Exp.	Hometown (High School/College)
77 •	Alesi, Joel	P	2	Leon McFadden	DB	5-10	185	Jr.	2L	Inglewood, Calif. (St. John Bosco High)
26	Andrews, Marcus	DB	3	Ezell Ruffin	WR	6-1	200	Fr.	RS	Long Beach, Calif. (Woodrow Wilson High)
44	Andrews, Rob	LB	4	Romeo Horn	DB	6-0	185	Sr.	2L	Fresno, Calif. (Edison High)
49	Autele, J.J.	DL	5	Dey Juan Hemmings	DB	5-11	205	Sr.	3L	San Bernardino, Calif. (Rialto High)
54	Barksdale, Demetrius	LB	6	Adam Dingwell	QB	6-4	205	Fr.	RS	Rockwall, Texas (Rockwall High)
90	Beed, Everett	DL	6	Gabe Lemon	DB	5-10	185	So.	1L	Mission Viejo, Calif. (Lutheran High)
23	Bell, Tony	DB	7	Alston Umuolo	TE	6-4	240	Sr.	3L	Phoenix, Ariz. (Centennial High)
86 •	Ben-Ron, Jesse	DL	9	Miles Burris	LB	6-3	235	Sr.	3L	Granite Bay, Calif. (Granite Bay High)
20	Berhe, Nat	DB	10	Dylan Denso	WR	6-2	210	So.	1L	Dana Point, Calif. (Dana Hills High)
12 •	Bernards, Jake	QB	11	Brandon Davis	DB	6-2	190	Sr.	3L	Oakland, Calif. (Castlemont High)
58	Brewer, Aaron	LS	12	Jake Bernards	QB	6-5	225	So.	SQ	Valencia, Calif. (West Ranch High)
9	Burris, Miles	LB	12	Josh Wade	DB	6-0	185	Jr.	2L	San Diego, Calif. (Point Loma High)
80	Clark, Larry	WR	13	Ronnie Hillman	RB	5-10	190	So.	1L	La Habra, Calif. (La Habra High)
42 •	Colquitt, A.C.	WR	14	Ryan Lindley	QB	6-4	230	Sr.	3L	Alpine, Calif. (El Capitan High)
67	Corbett, Garrett	OL	14	Brian Stahovich	P	6-0	190	Sr.	3L	Solana Beach, Calif. (Cathedral Catholic High)
46 •	Craighead, Robert	TE	15	Chad Jeffries	QB	6-2	175	Fr.	HS	Glendora, Calif. (Glendora High)
11	Davis, Brandon	DB	17	Marcus Russell	WR	5-11	195	Sr.	SQ	Fresno, Calif. (Buchanan High/Fresno City College)
10	Denso, Dylan	WR	18	Dominique Sandifer	WR	6-0	200	Jr.	2L	Gardena, Calif. (Beverly Hills High)
64	Dilley, Zach	OL	19	Chris Forni	WR	6-3	195	Sr.	SQ	Petaluma, Calif. (Casa Grande High/City College of San Francisco)
6 •	Dingwell, Adam	QB	20	Nat Berhe	DB	5-10	185	So.	1L	Colton, Calif. (Colton High)
98 •	Douglas, Zach	PK	21	Robert Gregorio	WR	5-10	170	Jr.	SQ	Rolling Hills, Calif. (Palos Verdes High)
60	Draheim, Tommie	OL	21	Mahbu Keels	DB	6-1	160	Fr.	RS	San Diego, Calif. (Mission Bay High)
46 •	Driver, Jacob	LB	22	Desmond Dukes	DB	5-10	170	Fr.	HS	La Quinta, Calif. (La Quinta High)
22 •	Dukes, Desmond	DB	22	Chase Price	RB	5-8	200	Fr.	HS	Diamond Bar, Calif. (Diamond Ranch High)
68	Emberate, Nik	OL	23	Tony Bell	DB	6-1	180	Fr.	HS	Los Angeles, Calif. (Locke High)
88	Escobar, Gavin	TE	24	Colin Lockett	WR	6-0	175	So.	1L	Diamond Bar, Calif. (Diamond Bar High)
45 •	Feaster, Andrew	LB	26	Marcus Andrews	DB	6-0	190	So.	1L	Los Angeles, Calif. (Crenshaw High)
42 •	Fely, Jake	LB	27	Eric Pinkins	DB	6-3	205	So.	1L	Sacramento, Calif. (Inderkum High)
19	Forni, Chris	WR	29	Larry Parker	DB	5-11	170	Sr.	2L	San Diego, Calif. (St. Augustine High/Grossmont College)
47	Galea, Cody	DL	30	Darius Guillory	DB	5-10	180	Fr.	HS	Temecula, Calif. (Chaparral High)
96	Galea'i, Kenny	DL	30	Adam Roberts	FB	6-3	210	Fr.	HS	El Paso, Texas (Coronado High)
35 •	Garrett, Dwayne	RB	31	Logan Ketchum	LB	6-3	225	Sr.	2L	Oak Park, Calif. (Oak Park High)
66	Gauld, Riley	OL	32	De'Saan Hardwick	RB	5-9	175	Fr.	HS	San Diego, Calif. (Madison High)
48	Gavert, Josh	LB	33	Pierre Romain	DB	5-8	140	Fr.	HS	Los Angeles, Calif. (Crenshaw High)
45 •	Ghandour, John	TE	33	Brandon Wright	RB	5-11	185	Fr.	HS	Las Vegas, Nev. (Palo Verde High)
93	Gibbs, Larry	DL	34	Walter Kazee	RB	5-9	175	Jr.	2L	San Bernardino, Calif. (Cajon High)
50	Gordert, Chris	LB	34	J.J. Whittaker	DB	5-10	165	Fr.	RS	Oceanside, Calif. (Oceanside High)
65	Gordon, Japheth	OL	35	Dwayne Garrett	RB	6-0	190	Fr.	HS	Scottsdale, Ariz. (Chaparral High)
40 •	Graves, Scott	LB	35	King Holder	DB	5-10	150	Fr.	RS	Oceanside, Calif. (Oceanside High)
72	Greene, Darrell	OL	36	Nick Tenhaeff	LB	6-2	225	So.	1L	Atascadero, Calif. (Atascadero High)
21 •	Gregorio, Robert	WR	37	Vaness Harris	LB	6-2	255	So.	SQ	Los Angeles, Calif. (Dorsey High)
30	Guillory, Darius	DB	38	T.J. Hickman	DB	6-0	185	Fr.	HS	Riverside, Calif. (Martin Luther King High)
79	Gunther, Kurtis	OL	38	Abelardo Perez	K	6-1	225	Sr.	1L	Tijuana, Mexico (Castle Park High/Southwestern College)
32	Hardwick, De'Saan	RB	39	Adam Muema	RB	5-10	190	Fr.	RS	Covina, Calif. (Charter Oak High)
37	Harris, Vaness	LB	39	Rene Siluano	DB	5-10	185	So.	1L	Oceanside, Calif. (Oceanside High)
86 •	Hazely, Jemond	WR	40	Scott Graves	LB	5-10	205	Jr.	TR	Rancho Santa Margarita, Calif. (Tesoro High/Saddleback JC)
43 •	Heers, Brice	FB	40	Chad Young	FB	5-11	225	So.	1L	La Verne, Calif. (Glendora High)
5	Hemmings, Dey Juan	DB	41	Khalid Stevens	DB	5-11	195	Jr.	1L	Pacific Palisades, Calif. (Palisades High)
75	Henkel, Jonathan	OL	42	Jake Fely	LB	5-10	200	Fr.	RS	Oceanside, Calif. (Oceanside High)
89	Hewitt, Hunter	TE	42	A.C. Colquitt	WR	6-0	185	Jr.	TR	Jacksonville, Fla. (Aiea High (Hawaii)/Golden West JC)
38 •	Hickman, T.J.	DB	43	Brice Heers	FB	5-11	210	So.	SQ	Encinitas, Calif. (Santa Fe Christian High)
13	Hillman, Ronnie	RB	43	Ross Williams	LB	6-3	205	Jr.	SQ	Rancho Santa Margarita, Calif. (Mission Viejo High)
95	Hokokian, Chris	DL	44	Rob Andrews	LB	6-2	225	Jr.	2L	Pleasanton, Calif. (Foothill High)
35	Holder, King	DB	45	Andrew Feaster	LB	6-0	210	So.	RS	Chula Vista, Calif. (Eastlake High/Southwestern College)
4	Horn, Romeo	DB	45	John Ghandour	TE	6-4	245	Fr.	RS	La Habra, Calif. (La Habra High)
15	Jeffries, Chad	QB	46	Robert Craighead	TE	6-3	235	Fr.	HS	Lakeside, Calif. (El Capitan High)
71	Johnson, Alec	OL	46	Jacob Driver	LB	6-2	220	So.	SQ	Carlsbad, Calif. (La Costa Canyon High)
77 •	Jones, Reggie	OL	47	Cody Galea	DL	6-3	255	Fr.	RS	Elk Grove, Calif. (Franklin High)
34 •	Kazee, Walter	RB	48	Josh Gavert	LB	6-2	210	Fr.	RS	Lakewood, Calif. (Mayfair High)
21 •	Keels, Mahbu	DB	49	J.J. Autele	DL	6-1	235	Sr.	2L	Waipahu, Hawaii (Punahou High)
31	Ketchum, Logan	LB	50	Chris Gordert	LB	6-0	225	Jr.	SQ	Honolulu, Hawaii (Mira Mesa High (Calif.))
62	Koletsy, Brandon	LS	51	Jimmy Miller	OL	6-3	290	Jr.	SQ	Denver, Colo. (J.K. Mullen High)
82 •	Lamar, David	WR	51	Stan Sedberry	LB	6-2	205	Fr.	HS	Albuquerque, N.M. (La Cueva High)
55	Leaubepe, Bruce	DL	52	Nick Stenman	LB	6-2	205	Fr.	HS	Baltimore, Md. (Scripps Ranch High (Calif.))
6 •	Lemon, Gabe	DB	53	Emilio Rivera	OL	6-4	295	Sr.	2L	Sylmar, Calif. (Sylmar High)

Numerical

No.	Name	Pos.	Ht.	Wt.	Yr.	Exp.	Hometown (High School/College)
54	Demetrius Barksdale	LB	6-3	205	Sr.	2L	San Diego, Calif. (University City High)
55	Bruce Leaupepe	DL	6-4	255	Jr.	TR	San Jose, Calif. (Oak Grove High/City College of San Francisco)
57	Christian Parra	LB	6-1	225	Fr.	HS	Clovis, Calif. (Buchanan High)
58	Aaron Brewer	LS	6-5	225	Sr.	3L	Fullerton, Calif. (Troy High)
59	Jordan Thomas	DL	6-1	245	So.	1L	Redlands, Calif. (Redlands High)
60	Tommie Draheim	OL	6-4	290	Sr.	2L	Lakeside, Calif. (El Capitan High)
61	John Wilson	DB	6-0	190	Fr.	HS	San Diego, Calif. (Torrey Pines High)
62	Brandon Koletsky	LS	6-2	225	Fr.	RS	Encino, Calif. (Campbell Hall High)
64	Zack Dilley	OL	6-5	285	Fr.	RS	Sun City, Calif. (Paloma Valley High)
65	Japheth Gordon	OL	6-3	290	So.	SQ	Canyon Country, Calif. (Canyon High)
66	Riley Gauld	OL	6-5	310	Jr.	RS	Santa Ynez, Calif. (Santa Ynez High/Allan Hancock College)
67	Garrett Corbett	OL	6-5	290	Fr.	RS	Sparks, Nev. (Reed High)
68	Nik Embernate	OL	6-4	300	Jr.	2L	Yucaipa, Calif. (Yucaipa High)
69	Paul Rodriguez	OL	6-7	240	Fr.	HS	San Bernardino, Calif. (San Geronio High)
71	Alec Johnson	OL	6-3	300	Jr.	1L	Denver, Colo. (J.K. Mullen High)
72	Darrell Greene	OL	6-4	275	Fr.	HS	Oakley, Calif. (Freedom High)
73	Jordan Smith	OL	6-5	250	Fr.	HS	Redlands, Calif. (Redlands High)
74	Mike Matamua	OL	6-4	295	Sr.	1L	Kapolei, Hawaii (Kapolei High)
75	Jonathan Henkel	OL	6-4	275	Fr.	HS	Chula Vista, Calif. (Otay Ranch High)
77	Joel Alesi	P	6-0	240	Fr.	RS	El Cajon, Calif. (Christian High)
77	Reggie Jones	OL	6-5	295	Fr.	HS	San Diego, Calif. (Mount Miguel High)
79	Kurtis Gunther	OL	6-8	285	Sr.	2L	Camarillo, Calif. (Adolfo Camarillo High)
80	Larry Clark	WR	6-4	200	Fr.	HS	Venice, Calif. (Venice High)
81	Brandon Turner	WR	6-3	195	Fr.	RS	Orange, Calif. (Orange Lutheran High)
82	David Lamar	WR	6-2	180	Fr.	RS	San Diego, Calif. (Madison High)
82	Jay Waddell	WR	6-0	175	Fr.	RS	Hesperia, Calif. (Hesperia High)
83	Osmond Nicholas	WR	6-3	215	So.	SQ	Oceanside, Calif. (Oceanside High)
84	Paul Pitts	WR	6-0	190	Fr.	HS	Rancho Cucamonga, Calif. (Los Osos High)
85	D.J. Shields	TE	6-4	240	Jr.	2L	Bonita, Calif. (Bonita Vista High)
86	Jesse Ben-Ron	DL	6-3	250	So.	SQ	Anaheim, Calif. (Loara High)
86	Jemond Hazely	WR	6-1	170	Fr.	HS	Corona, Calif. (Santiago High)
87	Bryce Quigley	TE	6-5	260	So.	1L	Apple Valley, Calif. (Granite Hills High)
89	Hunter Hewitt	TE	6-5	240	Jr.	1L	Lafayette, Calif. (Acalanes High)
88	Gavin Escobar	TE	6-6	245	So.	1L	Rancho Santa Margarita, Calif. (Santa Margarita Catholic High)
90	Everett Beed	DL	6-3	245	Fr.	RS	Phelan, Calif. (Serrano High)
91	Frederick Trujillo	DL	6-1	230	Jr.	1L	Albuquerque, N.M. (Highland High)
92	Ryan Taylor	DL	6-4	220	Fr.	HS	Chula Vista, Calif. (Hilltop High)
93	Larry Gibbs	DL	6-0	245	Sr.	1L	Riverside, Calif. (Ramona High)
94	Jerome Long	DL	6-5	285	Sr.	3L	Los Osos, Calif. (Morro Bay High)
95	Chris Hokokian	DL	6-1	225	Fr.	HS	Fresno, Calif. (Clovis North High)
96	Kenny Galea'i	DL	6-1	275	Fr.	RS	Oceanside, Calif. (Oceanside High)
97	Dontrell Onuoha	DL	6-2	250	Fr.	RS	Indio, Calif. (La Quinta High)
98	Zach Douglas	P/PK	6-2	200	Fr.	HS	Fort Myers, Fla. (Fort Myers High)
98	Sam Meredith	DL	6-4	250	Fr.	HS	La Mesa, Calif. (Helix High)
99	Jon Sanchez	DL	6-2	245	Fr.	HS	Murrieta, Calif. (Vista Murrieta High)

Alphabetical

No.	Name	Pos.
14	Lindley, Ryan	QB
24	Lockett, Colin	WR
94	Long, Jerome	DL
74	Matamua, Mike	OL
2	McFadden, Leon	DB
98	Meredith, Sam	DL
51	Miller, Jimmy	OL
39	Muema, Adam	RB
83	Nicholas, Osmond	WR
97	Onuoha, Dontrell	DL
29	Parker, Larry	DB
57	Parra, Christian	LB
38	Perez, Abelardo	K
27	Pinkins, Eric	DB
84	Pitts, Paul	WR
22	Price, Chase	RB
87	Quigley, Bryce	TE
53	Rivera, Emilio	OL
30	Roberts, Adam	FB
69	Rodriguez, Paul	OL
33	Romain, Pierre	DB
3	Ruffin, Ezell	WR
17	Russell, Marcus	WR
99	Sanchez, Jon	DL
18	Sandifer, Dominique	WR
51	Sedberry, Stan	LB
85	Shields, D.J.	TE
39	Silvano, Rene	DB
73	Smith, Jordan	OL
14	Stahovich, Brian	P
52	Stenman, Nick	LB
41	Stevens, Khalid	DB
92	Taylor, Ryan	DL
36	Tenhaeff, Nick	LB
59	Thomas, Jordan	DL
91	Trujillo, Frederick	DL
81	Turner, Brandon	WR
7	Umuolo, Alston	TE
82	Waddell, Jay	WR
12	Wade, Josh	DB
34	Whittaker, J.J.	DB
43	Williams, Ross	LB
61	Wilson, John	DB
33	Wright, Brandon	RB
40	Young, Chad	FB

♦ - Duplicate Number

The Coaching Staff

Rocky Long (New Mexico '74) Head Coach/Defensive Coordinator, 1st season as head coach at SDSU/3rd overall; **Andy Ludwig** (Portland State '88) Offensive Coordinator/Tight Ends, 1st season; **Jeff Horton** (Nevada '81) Assistant Head Coach/Running Backs, 1st season; **Dan Flinn** (Northern Arizona '02) Offensive Line, 1st season; **Daniel Gonzales** (New Mexico '98) Safeties, 1st season; **Osia Lewis** (Oregon State '86) Defensive Line, 1st season; **LeCharis McDaniel** (Cal Poly '81) Wide Receivers/Special Teams, 11th season; **Kevin McGarry** (USD '79) Linebackers, 1st season; **Brian Sipe** (San Diego State) Quarterbacks, 3rd season; **Tony White** (UCLA '02) Cornerbacks/Recruiting Coordinator, 3rd season; **Rick Court** (Michigan State '02) Strength & Conditioning, 1st season; **Bobby Smitheran** (New Mexico '96) Director of Football Operations, 1st season.

Pronunciation Guide

No. 3 Ezell Ruffin	EE-zell	No. 41 Khalid Stevens	kuh-LEAD	No. 72 Darrell Greene	duh-RELL
No. 7 Alston Umuolo	ALL-stun OO-moo-o-low	No. 42 A.C. Colquitt	cole-QUIT	No. 74 Mike Matamua	mah-tah-MOO-uh
No. 14 Brian Stahovich	stuh-HOV-itch	No. 42 Jake Fely	FEE-lee	No. 77 Joel Alesi	uh-LEE-see
No. 19 Chris Fomi	four-KNEE	No. 45 John Ghandour	gan-DOW-er	No. 86 Jemond Hazely	juh-MOND haze-UH-lee
No. 20 Nat Berhe	nat bear-HEY	No. 47 Cody Galea	guh-LAY-uh	No. 95 Chris Hokokian	hoe-coke-EE-an
No. 21 Mahbu Keels	ma-BOO Keels (like heels)	No. 48 Josh Gavent	GAV-ert	No. 96 Kenny Galea'i	nal-EE-all-EE
No. 21 Robert Gregorio	greh-gore-EE-o	No. 49 J.J. Autele	aw-tell-EE	No. 97 Dontrell Onuoha	on-OOH-o-ha
No. 30 Darius Guillory	gill-or-REE	No. 50 Chris Gordert	GORE-dert	Osia Lewis	OH-say
No. 32 De'Saan Hardwick	deh-SAWN	No. 55 Bruce Leaupepe	lay-uh-PEP-eh	Andy Ludwig	LUD-wig
No. 34 Walter Kazee	KAY-zee	No. 57 Christian Parra	PAR-uh	LeCharis McDaniel	luh-CHARLES
No. 36 Nick Tenhaeff	ten-OFF	No. 60 Tommie Draheim	DRAY-hime		
No. 39 Adam Muema	MOO-emma	No. 64 Zack Dilley	dill-EE		
No. 39 Rene Silvano	SILL-u-on-oh	No. 65 Japheth Gordon	JAW-phet (like prophet)		

SDSU DEPTH CHART VS. WYOMING**OFFENSE****LEFT TACKLE (LT)**

- 60 Tommie Draheim, 6-4, 290, Sr.**
 67 Garrett Corbett, 6-5, 290, Fr.-RS
 69 Paul Rodriguez, 6-7, 240, Fr.-HS

LEFT GUARD (LG)

- 53 Emilio Rivera, 6-4, 295, Sr.**
 65 Japheth Gordon, 6-3, 290, So.-SQ
 73 Jordan Smith, 6-5, 250, Fr.-HS

CENTER (C)

- 71 Alec Johnson, 6-3, 300, Jr.*
 51 Jimmy Miller, 6-3, 290, Jr.-SQ
 64 Zack Dilley, 6-5, 285, Fr.-RS

RIGHT GUARD (RG)

- 68 Nik Embernate, 6-4, 300, Jr.**
 66 Riley Gauld, 6-5, 310, Jr.-RS
 72 Darrell Greene, 6-4, 275, Fr.-HS
 75 Jonathan Henkel, 6-4, 275, Fr.-HS

RIGHT TACKLE (RT)

- 79 Kurtis Gunther, 6-8, 285, Sr.**
 74 Mike Matamua, 6-4, 295, Sr.*
 77 Reggie Jones, 6-5, 295, Fr.-HS

WIDE RECEIVER (X)

- 24 Colin Lockett, 6-0, 175, So.*
 84 Paul Pitts, 6-0, 190, Fr.-HS
 82 David Lamar, 6-2, 180, Fr.-RS
 21 Robert Gregorio, 5-10, 170, Jr.-SQ
 81 Brandon Turner, 6-3, 195, Fr.-RS

TIGHT END (Y)

- 87 Bryce Quigley, 6-5, 260, So.*
 88 Gavin Escobar, 6-6, 245, So.*
 7 Alston Umuolo, 6-4, 240, Sr.**
 46 Robert Craighead, 6-3, 235, Fr.-HS
 45 John Ghandour, 6-4, 245, Fr.-RS

WIDE RECEIVER (Z)

- 10 Dylan Denso, 6-2, 210, So.*
 17 Marcus Russell, 5-11, 195, Sr.-SQ
 42 A.C. Colquitt, 6-0, 185, Jr.-TR
 83 Osmond Nicholas, 6-3, 215, So.-SQ
 19 Chris Forni, 6-3, 195, Sr.-SQ
 86 Jemond Hazely, 6-1, 170, Fr.-HS

RUNNING BACK (RB)

- 13 Ronnie Hillman, 5-10, 190, So.*
 34 Walter Kazee, 5-9, 175, Jr.**
 35 Dwayne Garrett, 6-0, 190, Fr.-HS
 39 Adam Muema, 5-10, 190, Fr.-RS
 33 Brandon Wright, 5-11, 185, Fr.-HS
 22 Chase Price, 5-8, 200, Fr.-HS
 32 De'Saan Hardwick, 5-9, 175, Fr.-HS

FULLBACK (FB)

- 40 Chad Young, 5-11, 225, So.*
 43 Brice Heers, 5-11, 210, So.-SQ
 44 Adam Roberts, 6-3, 210, Fr.-HS

QUARTERBACK (QB)

- 14 Ryan Lindley, 6-4, 230, Sr.**
 6 Adam Dingwell, 6-4, 205, Fr.-RS
 12 Jake Bernards, 6-5, 225, So.-SQ
 15 Chad Jeffries, 6-2, 175, Fr.-HS

DEFENSE**DEFENSIVE END (DE)**

- 49 J.J. Autele, 6-1, 235, Sr.**
 97 Dontrell Onuoha, 6-2, 250, Fr.-RS
 47 Cody Galea, 6-3, 255, Fr.-RS
 92 Ryan Taylor, 6-4, 220, Fr.-HS
 95 Chris Hokokian, 6-1, 225, Fr.-HS

DEFENSIVE TACKLE (DT)

- 94 Jerome Long, 6-5, 285, Sr.**
 98 Sam Meredith, 6-4, 250, Fr.-HS
 86 Jesse Ben-Ron, 6-3, 250, So.-SQ
 96 Kenny Galea'i, 6-1, 275, Fr.-RS
 99 Jon Sanchez, 6-2, 245, Fr.-HS

DEFENSIVE END (DE)

- 59 Jordan Thomas, 6-1, 245, So.*
 93 Larry Gibbs, 6-0, 245, Sr.*
 90 Everett Beed, 6-3, 245, Fr.-RS
 55 Bruce Leaupepe, 6-4, 255, Jr.-TR

LINEBACKER (LB)

- 31 Logan Ketchum, 6-3, 225, Sr.**
 37 Vanessa Harris, 6-2, 255, So.-SQ
 48 Josh Gavert, 6-2, 210, Fr.-RS
 45 Andrew Feaster, 6-0, 210, So.-RS
 52 Nick Stenman, 6-2, 205, Fr.-HS

MIDDLE LINEBACKER (MLB)

- 42 Jake Fely, 5-10, 200, Fr.-RS
 36 Nick Tenhaeff, 6-2, 225, So.*
 46 Jacob Driver, 6-2, 220, So.-SQ
 40 Scott Graves, 5-10, 205, Jr.-TR
 57 Christian Parra, 6-1, 225, Fr.-HS

LINEBACKER (LB)

- 9 Miles Burris, 6-3, 235, Sr.**
 54 Demetrius Barksdale, 6-3, 205, Sr.**
 43 Ross Williams, 6-3, 205, Jr.-SQ
 50 Chris Gordert, 6-0, 225, Jr.-SQ

CORNERBACK (CB)

- 2 Leon McFadden, 5-10, 185, Jr.**
 35 King Holder, 5-10, 150, Fr.-RS
 33 Pierre Romain, 5-8, 140, Fr.-HS

WARRIOR (WAR)

- 5 Dey Juan Hemmings, 5-11, 205, Sr.**
 41 Khalid Stevens, 5-11, 195, Jr.*
 38 T.J. Hickman, 6-0, 185, Fr.-HS
 22 Desmond Dukes, 5-10, 168, Fr.-HS

AZTEC

- 20 Nat Berhe, 5-10, 185, So.*
 39 Rene Siluano, 5-10, 185, So.*
 27 Eric Pinkins, 6-3, 205, So.*
 51 Stan Sedberry, 6-2, 205, Fr.-HS

WARRIOR (WAR)

- 26 Marcus Andrews, 6-0, 190, So.*
 6 Gabe Lemon, 5-10, 185, So.*
 11 Brandon Davis, 6-2, 190, Sr.**
 61 John Wilson, 6-0, 190, Fr.-HS

CORNERBACK (CB)

- 29 Larry Parker, 5-11, 170, Sr.**
 4 Romeo Horn, 6-0, 185, Sr.**
 21 Mahbu Keels, 6-1, 160, Fr.-RS
 23 Tony Bell, 6-1, 180, Fr.-HS

SPECIALISTS**PUNTER**

- 14 Brian Stahovich, 6-0, 190, Sr.**
 77 Joel Alesi, 6-0, 240, Fr.-RS

PLACEKICKER

- 38 Abelardo Perez, 6-1, 225, Sr.*

KICKOFFS

- 38 Abelardo Perez, 6-1, 225, Sr.*

HOLDER

- 14 Brian Stahovich, 6-0, 190, Sr.**
 6 Adam Dingwell, 6-4, 205, Fr.-RS

LONG SNAPPER

- 58 Aaron Brewer, 6-5, 225, Sr.**
 62 Brandon Koletsky, 6-2, 225, Fr.-RS

KICKOFF RETURNS

- 24 Colin Lockett, 6-0, 175, So.* **AND**
 11 Brandon Davis, 6-2, 190, Sr.**
 35 Dwayne Garrett, 6-0, 190, Fr.-RS
 34 Walter Kazee, 5-10, 165, Jr.**

PUNT RETURNS

- 29 Larry Parker, 5-11, 170, Sr.** **OR**
 2 Leon McFadden, 5-10, 185, Jr.**
 10 Dylan Denso, 6-2, 210, So.*

* - Denotes number of letters earned through the 2010 season. Injured players are listed in italics and at the bottom of the depth chart. **Players in red are returning starters from the 2010 season.** Underline players are newcomers or freshmen who redshirted last season.

INJURED - OUT FOR EXTENDED TIME

- 12 Josh Wade, 6-0, 185, Jr.** (achilles)
 18 Dominique Sandifer, 6-0, 200, Jr.** (knee)
 34 J.J. Whitaker, 5-10, 175, Fr.-RS (knee)
 82 Jay Waddell, 6-0, 175, Fr.-RS (knee)
 91 Frederick Trujillo, 6-1, 230, Jr.* (back)
 44 Rob Andrews, 6-2, 225, Jr.** (foot)
 85 D.J. Shields, 6-4, 240, Jr.** (foot)

CAPTAINS

- 49 J.J. Autele, 6-1, 235, Sr.**
 9 Miles Burris, 6-3, 235, Sr.**
 14 Ryan Lindley, 6-4, 230, Sr.**

GAME 1

Sept. 3 • Qualcomm Stadium (34,384)

vs. Cal Poly

SAN DIEGO – The San Diego State football team put on an impressive performance on both sides of the ball, downing Cal Poly, 49-21. With the win before 34,384 fans at Qualcomm Stadium, SDSU claimed its season opener in consecutive years for the first time since 2003-04.

SDSU wasted no time kicking off the 2011 season, marching 81 yards on just six plays to take an early 7-0 lead on a Ronnie Hillman 2-yard run. After a punt, San Diego State scored a TD on three consecutive drives to open up a 28-14 lead at the half.

Quarterback Ryan Lindley found Gavin Escobar for a 3-yard touchdown pass in the first quarter, and Dylan Denso on touchdown passes of 3 and 33 yards in the second quarter to account for the Aztecs' other first-half scores, while Cal Poly countered with a 3-yard run by Mark Rodgers and a 17-yard rushing score by Jake Romanelli.

Despite not mounting much of an offensive attack in the third, the SDSU defense came up big after the break, keeping the Mustangs to just 10 total yards of offense. Lindley threw his fourth touchdown of the game and in the process broke Todd Santos' school record for career touchdowns with his 71st on an 18-yard pass to Colin Lockett.

Hillman scampered for a 27-yard touchdown run in the fourth quarter to put San Diego State up 42-14. Following a 2-yard rushing touchdown by Cal Poly's Andre Broadous, Lockett responded with a 94-yard kickoff return for the final score of the game. Lockett's kickoff return was the longest by an Aztec since 1997, and the eighth-longest return in school history.

Besides outgaining the Mustangs, 492-284, SDSU had 10 more first downs (22-12) than Cal Poly, outrushed the visitors, 289-137, and had 203 passing yards to the Mustangs' 147. Additionally, San Diego State had the ball 36:08 compared to just 23:52 for Cal Poly.

Hillman led the Aztec offensive attack with 189 yards on 28 carries and two scores. It was his seventh 100-yard game of his career, all which have eclipsed the 150-yard barrier.

Lindley passed for 203 yards and four touchdowns, while Denso (66 yards, 2 TD) and Escobar (36 yards, TD) each caught four passes. Lockett, meanwhile, had three catches for 82 yards and a touchdown.

	1	2	3	4	Total
Cal Poly	0	14	0	7	- 21
San Diego State	14	14	7	14	- 49

- SD - Hillman 2-yd run (Perez kick) -- 6 plays, 81 yds, 2:59 (12:01, 1st)
- SD - Escobar 4-yd pass from Lindley (Perez kick) -- 9 plays, 80 yds, 4:09 (2:31, 1st)
- CP - Rodgers 3-yd run (Langford kick) -- 9 plays, 80 yds, 2:35 (14:56, 2nd)
- SD - Denso 3-yd pass from Lindley (A. Perez kick) -- 14 plays, 73 yds, 6:26 (8:30, 2nd)
- CP - Romanelli 17-yd run (Langford kick) -- 5 plays, 74 yds, 2:10 (6:20, 2nd)
- SD - Denso 33-yd pass from Lindley (Perez kick) -- 7 plays, 79 yds, 2:51 (3:29, 2nd)
- SD - Lockett 18-yd pass from Lindley (Perez kick) -- 9 plays, 88 yds, 4:47 (1:21, 3rd)
- SD - Hillman 27-yd run (Perez kick) -- 4 plays, 36 yds, 2:13 (8:45, 4th)
- CP - Broadous 2-yd run (Langford kick) -- 6 plays, 70 yds, 2:02 (6:43, 4th)
- SD - Lockett 94-yd kickoff return (Perez kick) (6:30, 4th)

INDIVIDUAL STATS

Rushing (Atts.-Yards-TDs): CP: Rodgers 12-51-1; Romanelli 7-35-1; Broadous 13-20-1; Williams 5-16-0; Mahr 4-14-0; Umoh 4-2-0. SDSU: Hillman 28-189-2; Kazee 15-82-0; Garrett 5-17-0; Lindley 1-1-0.

Passing (Comp.-Att.-Int., Yards, TDs): CP: Broadous 6-13-0, 95, 0; Rodgers 1-1-0, 52, 0. SD: Lindley 15-27-0, 203, 4; Dingwell 0-1-0, 0, 0.

Receiving (No.-Yards-TDs): CP: Castaneda 2-63-0; Michalkiewicz 2-54-0; Nicholls 2-27-0; Romanelli 1-3-0. SD: Denso 4-66-2; Escobar 4-36-1; Lockett 3-82-1; Hillman 2-2-0; Quigley 1-10-0; Kazee 1-7-0.

TEAM STATS	CP	SDSU
First Downs	12	22
Rushes-Yards	46-137	49-289
Passing Yards	147	203
C-A-I	7-14-0	15-28-0
Total Offense	284	492
Fumbles-Lost	3-1	0-0
Penalties-Yards	7-65	5-40
Possession Time	23:52	36:08
Turnovers	1	0
Average Field Pos.	CP 25	SDSU 39

GAME 2

Sept. 10 • Michie Stadium (26,778)

at Army

WEST POINT, N.Y. – On a weekend when emotions ran high as the nation commemorated the Sept. 11 tragedy, San Diego State survived its' first-ever trip to the state of New York by edging a determined Army squad, 23-20, in front of 26,778 fans at Michie Stadium. With the victory, the Aztecs started a campaign at 2-0 in back-to-back seasons for the first time since 1976-77.

The game got off to a very good start for the visitors, as quarterback Ryan Lindley found wideout Colin Lockett on the second offensive play for a 68-yard touchdown strike only 33 seconds into the contest.

Army, meanwhile, fumbled on each of its first two possessions with the Aztecs taking advantage of the second one with a 16-yard scoring run from running back Ronnie Hillman to jump ahead 14-0.

The Black Knights cut their deficit in half on the first of three rushing touchdowns on the day by quarterback Trent Steelman and headed into the break tied, as the SDSU offense went scoreless in the second quarter.

The Aztecs finally got back on the board on their final drive of the third quarter, as Hillman caught a 24-yard pass and rushed four times for 45 yards, including a 20-yard scoring effort, to put them ahead, 20-14.

The advantage would have been seven, however, SDSU place-kicker Abelardo Perez missed the extra point. Army had a chance to take the lead for the first time to start the fourth quarter, but it returned the favor by also missing an extra point following a TD, as the game was once again knotted.

Starting from their own 20-yard line, the Aztecs drove 55 yards to set up what would turn out to be a game-winning 42-yard Perez field goal.

Army tried to answer with an incredible 17-play drive that ate up nearly eight and a half minutes on the clock and got it all the way down to the SDSU 25-yard line. Over the next four plays, however, the Black Knights moved backwards after they were flagged for a 5-yard penalty, gave up a 6-yard sack and threw two incomplete passes, including one on fourth down, giving the ball back and securing the Aztecs' 23-20 victory.

Overall, Army held a huge advantage in total offense (446-292) and time of possession (42:11-17:49), but had three drives ended by fumbles and two more turned over on downs. On the flip side, SDSU did not commit a turnover for the third outing in a row (longest streak in the program's division I history) and was called for only three penalties for 10 total yards.

Hillman logged his fourth consecutive 100-yard rushing effort with 117 yards, while Lockett posted his first 100-yard receiving outing with five catches for 113 yards. Defensively, SDSU was led by Jerome Long, who had a career-high 10 tackles and a sack, and junior linebacker Rob Andrews, who posted a career-best nine stops and a forced fumble.

	1	2	3	4	Total
San Diego State	14	0	6	3	- 23
Army	7	7	0	6	- 20

- SD - Lockett 68-yd pass from Lindley (Perez kick) -- 2 plays, 80 yds, 0:33 (14:27, 1st)
- SD - Hillman 16-yd run (Perez kick) -- 3 plays, 27 yds, 1:14 (5:33, 1st)
- ARMY - Steelman 1-yd run (Carlton kick) -- 11 plays, 71 yds, 4:41 (0:44, 1st)
- ARMY - Steelman 11-yd run (Carlton kick) -- 15 plays, 82 yds, 7:23 (6:53, 2nd)
- SD - Hillman 20-yd run (Perez kick failed) -- 8 plays, 80 yds, 3:18 (1:56, 3rd)
- ARMY - Steelman 17-yd run (Carlton kick failed) -- 7 plays, 70 yds, 4:09 (12:37, 4th)
- SD - Perez 42-yd FG -- 8 plays, 55 yds, 3:08 (9:29, 4th)

INDIVIDUAL STATS

Rushing (Atts.-Yards-TDs): SDSU: Hillman 17-117-2; Kazee 6-42-0; TEAM 1-(-2)-0; Lindley 1-(-11)-0. ARMY: Steelman 21-157-3; Brown 10-77-0; Hassin 13-59-0; Crucitti 7-39-0; Maples 10-37-0; Dixon 6-22-0; Turrentine 7-13-0; Jenkins 3-(-1)-0.

Passing (Comp.-Att.-Int., Yards, TDs): SDSU: Lindley 8-18-0, 146, 1. ARMY: Steelman 2-4-0, 43, 0; Jenkins 0-3-0, 0, 0.

Receiving (No.-Yards-TDs): SDSU: Lockett 5-113-1; Hillman 2-20-0; Denso 1-13-0. ARMY: Stephens 1-24-0; McFarlin 1-19-0.

TEAM STATS	SDSU	ARMY
First Downs	16	25
Rushes-Yards	25-146	77-403
Passing Yards	146	43
C-A-I	8-18-0	2-7-0
Total Offense	292	446
Fumbles-Lost	0-0	8-3
Penalties-Yards	3-10	4-40
Possession Time	17:49	42:11
Turnovers	0	3
Average Field Pos.	SD 34	ARMY 21

GAME 3

Sept. 17 ♦ Qualcomm Stadium (57,286)

vs. Washington State

SAN DIEGO – As they say, streaks are meant to be broken and that’s just what the Aztec football team did with its come-from-behind 42-24 victory over Washington State.

Not only did a San Diego State win give the program its’ first 3-0 start in 30 years, but it was also the team’s first victory over a current Pac-12 foe in 16 seasons and was the first win against a team from an automatic BCS qualifying conference in 12 years.

In front of the largest home crowd to ever see a regular-season contest (57,286), the Aztecs erupted for 21 fourth-quarter points and held the nation’s highest scoring offense to just one touchdown after the break.

The game, however, initially got off to a very inauspicious start for the home team, as the Cougars scored on their first offensive snap on an 80-yard pass play from Marshall Lobbestael to Marquess Wilson.

SDSU countered with two rushing touchdowns from sophomore Ronnie Hillman, which sandwiched a 48-yard WSU field goal, before the first quarter even came to an end.

After combining for 28 points in the first 15 minutes, the Cougars were the only team to find the scoreboard again before the break, reclaiming a 17-14 advantage as the Aztecs committed a pair of turnovers in Washington State territory, including a fumble on the 16-yard line.

WSU took its largest lead of the night at the 12:03 mark of the third quarter when Lobbestael and Wilson hooked up again, this time on a 78-yard catch and run to go up by 10 at 24-14.

The Cougar defense forced the SDSU offense to punt on its very next possession, but a roughing the punter penalty extended the drive. Three plays later, Aztec quarterback Ryan Lindley found tight end Gavin Escobar open on the left sideline for a 25-yard touchdown.

After missing a 39-yard field goal that would have equalized the game, SDSU scored on each of its next two possessions in the fourth quarter on a 1-yard and a 59-yard Hillman run. The Aztecs later tacked on another seven points on Escobar’s second TD to secure the 42-24 win.

The San Diego State defense was simply outstanding in the fourth quarter, holding the Cougars to 62 yards of offense and forcing three turnovers, including two on back-to-back interceptions by cornerback Larry Parker.

Hillman, meanwhile, tallied his fifth-straight 100-yard rushing game with 191 yards on a career-best 32 carries, while matching his career high with the four scores.

	1	2	3	4	Total
Washington State	10	7	7	0	- 24
San Diego State	14	0	7	21	- 42

- WSU - Wilson 80-yd pass from Lobbestael (Furney kick) – 1 plays, 80 yds, 0:09 (11:34, 1st)
- SD - Hillman 13-yd run (Perez kick) -- 6 plays, 53 yds, 2:33 (9:01, 1st)
- WSU - Furney 48-yd field goal -- 9 plays, 29 yds, 3:43 (5:18, 1st)
- SD - Hillman 12-yd run (Perez kick) -- 13 plays, 76 yds, 5:18 (0:00, 1st)
- WSU - Barton 23-yd pass from Lobbestael (Furney kick) – 10 plays, 88 yds, 3:34 (8:59, 2nd)
- WSU - Wilson 78-yd pass from Lobbestael (Furney kick) – 2 plays, 79 yds, 0:49 (12:03, 3rd)
- SD - Escobar 25-yd pass from Lindley (Perez kick) – 6 plays, 69 yds, 2:31 (9:32, 3rd)
- SD - Hillman 1-yd run (Perez kick) -- 8 plays, 63 yds, 4:21 (10:31, 4th)
- SD - Hillman 59-yd run (Perez kick) -- 1 plays, 64 yds, 0:11 (7:26, 4th)
- SD - Escobar 21-yd pass from Lindley (Perez kick) – 3 plays, 20 yds, 0:50 (2:49, 4th)

INDIVIDUAL STATS

Rushing (Atts.-Yards-TDs): WSU: Galvin 11-49-0; Winston 8-34-0; Barton 1-(-1)-0; Lobbestael 8-(-31)-0.

SDSU: Hillman 32-191-4; Kazee 9-36-0; Lindley 2-2-0; TEAM 1-(-2)-0.

Passing (Comp.-Att.-Int., Yards, TDs): WSU: Lobbestael 20-42-2, 368, 3. SD: Lindley 21-37-1, 273, 2.

Receiving (No.-Yards-TDs): WSU: Wilson 6-236-2; Barton 6-70-1; Karstetter 5-40-0; Ratliff 3-22-0. SD: Denso 4-61-0; Lockett 4-59-0; Escobar 4-58-2; Quigley 4-32-0; Umuolo 3-32-0; Hillman 2-31-0.

TEAM STATS	WSU	SDSU
First Downs	19	25
Rushes-Yards	28-51	44-227
Passing Yards	368	273
C-A-I	20-42-2	21-37-1
Total Offense	419	500
Fumbles-Lost	3-2	2-1
Penalties-Yards	7-69	5-51
Possession Time	24:17	35:43
Turnovers	4	2
Average Field Pos.	WSU 26	SDSU 35

GAME 4

Sept. 24 ♦ Michigan Stadium (110,707)

at No. 22/21 Michigan

ANN ARBOR, Mich. – In a battle between two unbeaten football teams, San Diego State managed only seven points in nine trips into Michigan territory, as the Wolverines used a 21-point first half to hand the Aztecs their first loss of season, 28-7, in front of 110,707 fans in Ann Arbor.

SDSU fumbled three times inside the Michigan 40-yard line and also turned the ball over three times on downs, negating a second-half defensive effort that saw the Aztecs allow only seven points and force three turnovers.

The Wolverines, meanwhile, were led by quarterback Denard Robinson, who found the end zone three times in the first half and completed the game with 21 carries for 200 yards and also threw for another 93 yards.

After a short SDSU punt to open the game, Michigan drove 61 yards in just six plays, capped by a 5-yard Robinson run to give the host a 7-0 lead.

The Aztecs seemed headed to equalize the score on their next possession, overcoming a first and 20 from their own 20-yard line and crossing midfield. Following two consecutive 7-yard gains, San Diego State running back Ronnie Hillman lost the ball in a pile of Michigan tacklers. The fumble was Hillman’s first lost since his first career carry in the 2010 opener, snapping a streak of 358 consecutive offensive touches without a give-away.

Michigan, meanwhile, capitalized just a minute later, as Robinson broke free for a 53-yard score to double his team’s lead at 14-0.

The SDSU offense got further into Wolverine territory when quarterback Ryan Lindley completed two long passes to set up a first down at the Michigan 36-yard line. After two rushes, Lindley misfired on consecutive pass attempts, including one on fourth down, as the Aztecs turned the ball over.

The Wolverines seemed to pick up right where they left off on offense, getting down to the SDSU 35-yard line, but Aztec senior Larry Parker forced a fumble for the second consecutive outing, which sophomore Nick Tenhaeff recovered to end the threat.

In the second quarter, SDSU had another long offensive drive, converting three third-down situations and holding the ball for nearly seven minutes, before ultimately punting from the Michigan 43-yard line.

The Wolverines had a clock eating drive of their own, but unlike the visitors, turned it into points to take a 21-0 advantage into the locker room.

After giving up 247 yards in the first half, the Aztec defense kept the team in the game, forcing Michigan into two INTs, a missed field goal and a fumble on four consecutive offensive possessions in the third quarter.

San Diego State converted only one of those into points when Colin Lockett scored on a 16-yard reception to cut the deficit to 21-7.

The Aztecs crossed midfield four times in the fourth quarter, but turned the ball over twice on downs and once on a fumble, as Michigan secured the 28-7 victory with one final touchdown to round out scoring.

	1	2	3	4	Total
San Diego State	0	0	7	0	- 7
Michigan	14	7	0	7	- 28

- MICH** - Robinson 5-yd run (Gibbons kick) – 6 plays, 61 yds, 2:43 (10:08, 1st)
- MICH** - Robinson 53-yd run (Gibbons kick) -- 3 plays, 61 yds, 0:50 (6:22, 1st)
- MICH** - Robinson 1-yd run (Gibbons kick) -- 12 plays, 81 yds, 5:57 (0:31, 2nd)
- SD** - Lockett 16-yd pass from Lindley (Perez kick) -- 6 plays, 38 yds, 2:28 (0:04, 3rd)
- MICH** - Smith 7-yd run (Gibbons kick) -- 4 plays, 57 yds, 1:44 (6:29, 4th)

INDIVIDUAL STATS

Rushing (Atts.-Yards-TDs): SDSU: Hillman 21-109-0; Lockett 2-13-0; Kazee 3-10-0; McFadden 2-5-0; Lindley 1-(-14)-0. MICH: Robinson 21-200-3; Toussaint 13-67-0; Smith 9-47-1; Hopkins 1-8-0; TEAM 1-(-2)-0.

Passing (Comp.-Att.-Int., Yards, TDs): SDSU: Lindley 23-48-0, 253, 1. MICH: Robinson 8-17-2, 93, 0.

Receiving (No.-Yards-TDs): SDSU: Denso 7-77-0; Lockett 7-71-1; Escobar 5-64-0; Hillman 2-15-0; Russell 1-15-0; Kazee 1-11-0. MICH: Smith 3-44-0; Roundtree 2-15-0; Dileo 1-17-0; Hemingway 1-9-0; Gallon 1-8-0.

TEAM STATS	SDSU	MICH
First Downs	20	18
Rushes-Yards	29-123	45-320
Passing Yards	253	93
C-A-I	23-48-0	8-17-2
Total Offense	376	413
Fumbles-Lost	4-3	3-2
Penalties-Yards	6-55	4-25
Possession Time	29:47	30:13
Turnovers	3	4
Average Field Pos.	SDSU 31	MICH 25

GAME 5

Oct. 8 ♦ Qualcomm Stadium (44,248)

vs. TCU

SAN DIEGO – The San Diego State football team spotted TCU a 17-point first-half lead and was never able to catch up, as the Horned Frogs earned a 27-14 victory in the Aztecs' 2011 conference opener in front of 44,248 fans at Qualcomm Stadium.

Mistakes plagued the SDSU offense throughout the game as TCU scored 17 of its points on turnovers and added another seven points after a botched field goal attempt by the Aztecs on the other end of the field.

After holding the Horned Frogs to a field goal during their first possession of the game, SDSU marched down the field on a 16-play, 72-yard drive, but came away with nothing after a fumbled snap on a field goal try resulted in a turnover on downs. TCU took advantage of the mistake, putting together a 9-play, 91-yard drive, capped by a 39-yard touchdown pass from Casey Pachall to Antoine Hicks.

The Aztecs seemed on their way to respond, as they drove the ball 74 yards to the TCU 3-yard line in only five plays. On the sixth play, however, safety Tekerrein Cuba forced SDSU running back Ronnie Hillman to fumble the ball at the goal line and Elisha Olabode recovered it in the end zone for a touchback.

San Diego State's defense prevented TCU from scoring on the drive though, as junior cornerback Leon McFadden intercepted a Pachall pass on his own 15-yard line.

The Aztecs were unable to take advantage though, as quarterback Ryan Lindley's pass on third down was intercepted by safety Johnny Fobbs at the 24-yard line and returned to midfield.

On this occasion, the Horned Frogs took advantage of the turnover, extending their lead to 17-0 on a 31-yard touchdown catch by Josh Boyce.

The Aztec offense continued to struggle early in the second half as Lindley threw his second interception on SDSU's first drive. TCU once again capitalized on the mistake, adding three points to its lead.

San Diego State finally caught a break midway through the third quarter when fullback Chad Young forced Skye Young to fumble on a punt return, which Vaness Harris recovered to put the Aztecs in scoring position. Three plays later, Lindley connected on a 16-yard touchdown pass with tight end Gavin Escobar to give SDSU its first points of the evening.

After a TCU punt, the Aztecs closed the gap to only six points with a 10-play, 77-yard drive capped by a 4-yard touchdown pass from Lindley to Young.

SDSU's defense forced a three and out on the next TCU possession, but Lindley threw his third interception of the evening, which the Horned Frogs turned into seven points the other direction to seal the 27-14 win.

	1	2	3	4	Total
TCU	10	7	3	7	- 27
San Diego State	0	0	7	7	- 14

TCU - Evans 47-yd field goal -- 7 plays, 36 yds, 2:44 (10:41, 1st)
 TCU - Hicks 39-yd pass from Pachall (Evans kick) -- 9 plays, 91 yds, 3:56 (0:23, 1st)
 TCU - Boyce 31-yd pass from Pachall (Evans kick) -- 5 plays, 50 yds, 2:19 (6:14, 2nd)
 TCU - Evans 21-yd field goal -- 4 plays, 7 yds, 2:12 (7:41, 3rd)
 SD - Escobar 16-yd pass from Lindley (Perez kick) -- 3 plays, 15 yds, 0:43 (5:29, 3rd)
 SD - Young 4-yd pass from Lindley (Perez kick) -- 10 plays, 77 yds, 4:07 (13:39, 4th)
 TC - Tucker 4-yd run (Evans kick) -- 9 plays, 49 yds, 4:45 (5:23, 4th)

INDIVIDUAL STATS

Rushing (Atts.-Yards-TDs): TCU: Wesley 24-146-0; Tucker 16-69-1; James 5-19-0; Shivers 1-3-0; Pachall 5-(1)-0; TEAM 1-(-2)-0. SDSU: Hillman 20-55-0; Kazee 8-34-0; Young 1-9-0; Lindley 1-(-8)-0.
Passing (Comp.-Att.-Int., Yards, TDs): TCU: Pachall 14-22-2, 212, 2. SDSU: Lindley 15-41-3, 201, 2.
Receiving (No.-Yards-TDs): TCU: Hicks 7-103-1; Boyce 5-86-1; Brock 1-19-0; Dawson 1-4-0. SDSU: Escobar 3-68-1; Lockett 3-51-0; Denso 3-35-0; Hillman 3-15-0; Kazee 2-28-0; Rivera 1-5-0; Young 1-4-1.

TEAM STATS	TCU	SDSU
First Downs	22	15
Rushes-Yards	52-234	30-90
Passing Yards	212	206
C-A-I	14-22-2	16-42-3
Total Offense	446	296
Fumbles-Lost	2-2	1-1
Penalties-Yards	3-25	2-25
Possession Time	35:02	24:58
Turnovers	4	4
Average Field Pos.	TCU 42	SDSU 28

GAME 6

Oct. 13 ♦ Falcon Stadium (27,490)

at Air Force

USAFA, Colo. – Two fourth-quarter touchdowns from Ronnie Hillman were plenty for the San Diego State football team, as they cruised to a 41-27 victory against Air Force in front of 27,490 fans at Falcon Stadium. The win snapped SDSU's two-game losing streak and improved the team's record to 4-2 overall and 1-1 in the Mountain West.

San Diego State struck first on its opening drive, notching three points on a field goal after going 72 yards on 12 plays. Air Force responded by putting together a 12-play 80-yard drive of its own to take a 7-3 lead.

The Aztecs had another long drive on their next possession, putting seven points on the board on a 27-yard touchdown pass from Ryan Lindley to tight end Alston Umuolo to give SDSU a 10-7 lead.

Air Force once again responded, scoring its second touchdown of the game on a 4-yard run from David Baska on an eight-play, 62-yard drive. SDSU's offense got a break on its next possession as Brandon Davis returned the Falcons' kickoff 98 yards to give the Aztecs a three-point lead.

San Diego State's lead was short lived, however, as Air Force used the remaining 5:50 of the second quarter to drive 53 yards and tie the game on a 44-yard field goal.

In the second half, the Aztecs stepped up their defense by holding the Falcons to 10 points. Despite Air Force notching the first points of the third quarter on a 31-yard field goal, SDSU's offense had little issue as it scored the next 24 points of the contest.

After a 25-yard field goal by Abelardo Perez, the Aztecs tallied their third touchdown on a 28-yard pass from Lindley to Colin Lockett, which was set up by a fumble recovery, to give SDSU a 27-20 lead after three quarters of action.

In the fourth quarter, Hillman scored on consecutive Aztec possessions to put the game out of reach. Hillman's first touchdown was a 22-yard run, while the second was from 57 yards out.

The Falcons would notch one more score late in the fourth quarter, but it was too late as SDSU picked up the 41-27 win.

Hillman finished the game with 172 yards and two touchdowns on 27 carries, while Lindley passed for 209 yards and two scores.

	1	2	3	4	Total
San Diego State	3	14	10	14	- 41
Air Force	7	10	3	7	- 27


SDSU - Perez 27-yd field goal -- 12 plays, 72 yds, 5:24 (9:36, 1st)
 AF - Warzeka 26-yd pass from Jefferson (Herrington kick) -- 12 plays, 80 yds, 5:29 (4:07, 1st)
 SDSU - Umuolo 27-yd pass from Lindley (Perez kick) -- 11 plays, 79 yds, 4:48 (14:11, 2nd)
 AF - Baska 4-yd run (Herrington kick) -- 8 plays, 62 yds, 3:47 (6:00, 2nd)
 SDSU - Davis 98-yd kickoff return (Perez kick) -- (5:50, 2nd)
 AF - Herrington 44-yd field goal -- 14 plays, 53 yds, 5:50 (0:00, 2nd)
 AF - Herrington 31-yd field goal -- 13 plays, 66 yds, 5:34 (9:26, 3rd)
 SDSU - Perez 25-yd field goal -- 8 plays, 53 yds, 3:41 (2:30, 3rd)
 SDSU - Lockett 28-yd pass from Lindley (Perez kick) -- 1 play, 28 yards, 0:06 (2:16, 3rd)
 SDSU - Hillman 22-yd run (Perez kick) -- 11 plays, 77 yds, 4:27 (10:45, 4th)
 SDSU - Hillman 57-yd run (Perez kick) -- 1 play, 57 yds, 0:10 (8:57, 4th)
 AF - Warzeka 18-yd pass from Jefferson (Herrington kick) -- 14 plays, 80 yds, 3:01 (5:56, 4th)

INDIVIDUAL STATS

Rushing (Atts.-Yards-TDs): SDSU: Hillman 27-172-2; Kazee 5-16-0; Lindley 1-9-0; Young 1-4-0. AF: Clark 16-72-0; Hunter 4-62-0; Jefferson 15-27-0; Cobb 4-10-0; DeWitt 2-9-0; Getz 3-8-0 MacArthur 1-7-0; Baska 1-4-1; Warzeka 1-(-4)-0.
Passing (Comp.-Att.-Int., Yards, TDs): SDSU: Lindley 15-21-0, 209, 2; AF: Jefferson 22-36-2, 224, 2; TEAM 0-1-0, 0, 0.
Receiving (No.-Yards-TDs): SDSU: Denso 5-83-0; Lockett 3-53-1; Umuolo 2-34-1; Hillman 2-6-0; Russell 1-17-0; Kazee 1-15-0; Young 1-1-0. AF: Warzeka 7-96-2; Clark 4-28-0; Hunter 3-23-0; Kauth 2-40-0; Coleman 2-7-0; Pickett 1-20-0; Hirneise 1-6-0; Durden 1-3-0; Getz 1-1-0.

TEAM STATS	SDSU	AF
First Downs	20	26
Rushes-Yards	35-201	37-195
Passing Yards	209	224
C-A-I	15-21-0	22-37-2
Total Offense	410	419
Fumbles-Lost	1-1	1-1
Penalties-Yards	5-47	3-30
Possession Time	26:40	33:20
Turnovers	1	3
Average Field Pos.	SDSU 41	AF 24

SAN DIEGO STATE UPDATED BIOS



▶ **#26 MARCUS ANDREWS**

DB, 6-0, 190, So.-1L
Los Angeles, Calif. (Crenshaw HS)

■ **2011:** Logged one solo tackle in the win over Cal Poly ... Recovered his first career fumble in the first quarter of the Army contest ... Forced his first career fumble and added a season-best three tackles in the win over Washington St. ... One solo stop in the loss at Michigan ... Made his first start of the season and second of his career against TCU, tallying two tackles and a pass breakup ... Started again at Air Force, making a season-high four stops.

■ **M. ANDREWS' CAREER STATISTICS**

Career Statistics	G	UA-AT-TT	TFL-Yds.	Sacks	Int.	PBU	FF	FR
2010	13	20-13-33	1.5-5	0-0	0-0	5	0	0
2011	6	7-5-12	0-0	0-0	0-0	1	1	1-0
Totals	19	27-18-45	1.5-5	0-0	0-0	6	1	1-0

Career Highs: Tackles: 6 at BYU (10/9/10), at Missouri (9/18/10); TFL: 1.0 at TCU (11/13/10); PBU: 1, six times; FF: 1 vs. WSU (9/19/11); FR: 1 at Army (9/10/11).

2011 Highs: Tackles: 4 at AFA (10/13/11); FF: 1 vs. WSU (9/19/11); PBU: 1 vs. TCU (10/8/11); FR: 1 at Army (9/10/11).

■ **ANDREWS 2011 GAME-BY-GAME**

	G	UA-AT-TT	TFL-Yds.	Sacks	Int.	PBU	FF	FR
CAL POLY (9/3/11)	1	1-0-1	0-0	0-0	0-0	0	0	0-0
at Army (9/10/11)	1	0-1-1	0-0	0-0	0-0	0	0	1-0
WSU (9/17/11)	1	2-1-3	0-0	0-0	0-0	0	1	0-0
at Mich (9/24/11)	1	1-0-1	0-0	0-0	0-0	0	0	0-0
TCU (10/8/11)*	1	1-1-2	0-0	0-0	0-0	1	0	0-0
at AFA (10/13/11)*	1	2-2-4	0-0	0-0	0-0	1	0	0-0

* = Game started



▶ **#49 J.J. AUTELE**

DL, 6-1, 235, Sr.-2L
Waipahu, Hawaii (Punahou HS)

■ **2011:** Voted as one of the team's three captains ... Starter against Cal Poly, making three solo tackles, including one for a loss of a yard ... Three stops with two of the solo variety at Army ... Three tackles for the third consecutive game, including one for a loss, against Washington State ... Made three stops in the road game against Michigan ... Matched his career high with five tackles, including four solos, in the loss to TCU ... Made four stops at Air Force.

■ **AUTELE'S CAREER STATISTICS**

Career Statistics	G	UA-AT-TT	TFL-Yds.	Sacks	Int.	PBU	FF	FR
2008	4	2-1-3	0-0	0-0	0-0	0	0	0
2009	11	7-5-12	1.0-4	0-0	0-0	0	0	0
2010	13	8-7-15	3.5-13	1.5-10	0-0	0	0	0
2011	6	15-6-21	2.0-2	0-0	0-0	0	0	0
Totals	34	32-19-51	6.5-19	1.5-10	0-0	0	0	0

Career Highs: Tackles: 5 vs. TCU (10/8/11), at BYU (10/9/10); TFL: 1.0, four times; Sacks: 1.0 at Wyoming (10/30/10).

2011 Highs: Tackles: 5 vs. TCU (10/8/11); TFL: 1.0 vs. WSU (9/17/11), vs. Cal Poly (9/3/11).

■ **AUTELE 2011 GAME-BY-GAME**

	G	UA-AT-TT	TFL-Yds.	Sacks	Int.	PBU	FF	FR
CAL POLY (9/3/11)*	1	3-0-3	1.0-1	0-0	0-0	0	0	0
at Army (9/10/11)*	1	2-1-3	0-0	0-0	0-0	0	0	0
WSU (9/17/11)*	1	3-0-3	1.0-1	0-0	0-0	0	0	0
at Mich (9/24/11)*	1	1-2-3	0-0	0-0	0-0	0	0	0
TCU (10/8/11)*	1	4-1-5	0-0	0-0	0-0	0	0	0
at AFA (10/13/11)*	1	2-2-4	0-0	0-0	0-0	0	0	0

* = Game started



▶ **#54 DEMETRIUS BARKSDALE**

LB, 6-3, 205, Sr.-2L
San Diego, Calif. (University City HS)

■ **2011:** Former walk-on, who was granted a scholarship this past summer ... Recovered a fumble for a third year in a row, jumping on a loose ball on a punt return vs. Cal Poly ... Forced his first career fumble in the win at Army ... Had two tackles, including a key sack on third down in the third quarter vs. Washington State ... One solo stop against Michigan ... Played vs. TCU, but did not log a stat ... Had a career-high seven tackles and 1.5 tackles for loss, and tied a career high with a sack at Air Force.

■ **BARKSDALE'S CAREER STATISTICS**

Career Statistics	G	UA-AT-TT	TFL-Yds.	Sacks	Int.	PBU	FF	FR
2009	11	8-3-11	1.0-7	0-0	0-0	0	0	1-0
2010	13	22-11-33	4.5-22	2.0-15	0-0	3	0	1-0
2011	6	8-4-12	2.5-9	2.0-7	0-0	0	1	1-0
Totals	30	38-18-56	8.0-38	4.0-22	0-0	3	1	3-0

Career Highs: Tackles: 7 at AFA (10/13/11); TFL: 1.5 at AFA (10/13/11); Sacks: 1.0, four times; PBU: 1, three times; FF: 1 at Army (9/10/11); FR: 1 vs. Cal Poly (9/3/11), vs. Nicholls (9/4/10), vs. NMSU (10/3/09).

2011 Highs: Tackles: 7 at AFA (10/13/11); TFL: 1.5 at AFA (10/13/11); Sacks: 1 at AFA (10/13/11), vs. WSU (9/19/11); FF: 1 at Army (9/10/11); FR: 1 vs. Cal Poly (9/3/11).



▶ **#20 NAT BERHE**

DB, 5-10, 185, So.-1L
Colton, Calif. (Colton HS)

■ **2011:** Starter at one of the warrior spots vs. Cal Poly, contributing three tackles ... Doubled his opening game effort with six stops at Army ... Three solo tackles and his first pass breakup of the year vs. Washington State ... Logged his second career interception in the third quarter against Michigan, while also adding six tackles ... Tied as the team's second-leading tackler vs. TCU with a season high seven stops, including six solos, to go with a pass breakup ... Made three tackles at Air Force.

■ **BERHE'S CAREER STATISTICS**

Career Statistics	G	UA-AT-TT	TFL-Yds.	Sacks	Int.	PBU	FF	FR
2010	12	26-13-39	1.0-2	0-0	1-10	4	0	1-0
2011	6	19-9-28	0-0	0-0	1-0	2	0	0-0
Totals	18	45-22-67	1.0-2	0-0	2-10	6	0	1-0

Career Highs: Tackles: 9 at BYU (10/9/10); TFL: 1.0 at NMSU (9/11/10); INT: 1 vs. Utah St. (9/25/10); PBU: 2 vs. Colorado State (11/6/10); FR: 1 at NMSU (9/11/10).

2011 Highs: Tackles: 7 vs. TCU (10/8/11); INT: 1 at Michigan (9/24/11); PBU: 1 vs. TCU (10/8/11), vs. WSU (9/17/11).

■ **BERHE 2011 GAME-BY-GAME**

	G	UA-AT-TT	TFL-Yds.	Sacks	Int.	PBU	FF	FR
CAL POLY (9/3/11)*	1	2-1-3	0-0	0-0	0-0	0	0	0-0
at Army (9/10/11)*	1	5-1-6	0-0	0-0	0-0	0	0	0-0
WSU (9/17/11)*	1	3-0-3	0-0	0-0	0-0	1	0	0-0
at Mich (9/24/11)*	1	3-3-6	0-0	0-0	1-0	0	0	0-0
TCU (10/8/11)*	1	6-1-7	0-0	0-0	0-0	1	0	0-0
at AFA (10/13/11)*	1	0-3-3	0-0	0-0	0-0	0	0	0-0

* = Game started



▶ **#9 MILES BURRIS**

LB, 6-3, 235, Sr.-3L,
Granite Bay, Calif. (Granite Bay HS)

■ **2011:** Voted as one of the team's three captains ... National watch list candidate for the Butkus, Lombardi and Nagurski Awards ... Preseason all-MWC, semifinalist for the Walter V. Campbell Trophy ... Started his 26th

straight outing vs. Cal Poly, tying for the team lead with six tackles, including two for a loss and a sack ... Had six stops again in the second game of the year at Army, while also recovering a fumble for the first time in his career ... Recorded a sack for a loss of eight yards, totaling four tackles in all against Washington St. ... Matched a career and team season high with 10 tackles, including seven in the second half, at No. 22/21 Michigan ... Also added two stops for a loss against the Wolverines ... Had 1.5 tackles for loss, including a 14-yard sack, while also recovering his second fumble of the season against TCU ... Had a team-high eight tackles and a season-high 2.5 tackles for a loss at Air Force ... Leads the league and ranks in a tie for 11th in the country with 1.50 tackles for loss per game.

■ BURRIS' CAREER STATISTICS

Career Statistics	G	UA-AT-TT	TFL-Yds.	Sacks	Int.	PBU	FF	FR
2008	12	11-8-19	1.5-2	0-0	0-0	0	0	0-0
2009	12	30-28-58	6.0-14	1.5-9	0-0	0	0	0-0
2010	13	54-26-80	20.0-104	9.5-61	0-0	0	4	0-0
2011	6	21-17-38	9.0-40	3.0-29	0-0	0	0	2-0
Totals	43	116-79-195	36.5-160	14.0-99	0-0	0	4	2-0

Career Highs: Tackles: 10 at Michigan (9/24/11), vs. CSU (11/6/10); TFL: 4.0 vs. CSU (11/6/10); Sack: 2.0, two times; FF: 2 vs. CSU (11/6/10); FR: 1 vs. TCU (10/8/11), at Army (9/10/11).

2011 Highs: Tackles: 10 at Michigan (9/24/11); TFL: 2.5 at AFA (10/13/11); Sack: 1.0 vs. TCU (10/8/11), vs. WSU (9/19/11), vs. Cal Poly (9/3/11); FR: 1 vs. TCU (10/8/11), at Army (9/10/11).

■ BURRIS 2011 GAME-BY-GAME

	G	UA-AT-TT	TFL-Yds.	Sacks	Int.	PBU	FF	FR
CAL POLY (9/3/11)*	1	5-1-6	2.0-8	1.0-7	0-0	0	0	0-0
at ARMY (9/10/11)*	1	2-4-6	0-0	0-0	0-0	0	0	1-0
WSU (9/17/11)*	1	2-2-4	1.0-8	1.0-8	0-0	0	0	0-0
at Mich (9/24/11)*	1	7-3-10	2.0-4	0-0	0-0	0	0	0-0
TCU (10/8/11)*	1	1-3-4	1.5-15	1.0-14	0-0	0	0	1-0
at AFA (10/13/11)*	1	4-4-8	2.5-5	0-0	0-0	0	0	0-0

* = Game started



▶ #10 DYLAN DENSO

WR, 6-2, 210, So.-1L,
Dana Point, Calif. (Dana Hills HS)

■ 2011: Walk-on who got his first career start against Cal Poly ... Finished the victory over the Mustangs with four catches for 66 yards, including two touchdowns on receptions of three and 33 yards ... Made only one catch at Army with it going for 13 yards ... Team's leading receiver against Washington State with four grabs for 61 yards, including a long of 25 ... Set a career and season high with his seven catches for 77 yards at No. 22/21 Michigan ... Made three grabs for 35 yards against TCU ... Had five catches for a career-high 83 yards at Air Force

■ DENSO'S CAREER STATISTICS

Career Statistics	Receiving				
	G	No.	Yds.	TD	Avg.
2010	13	4	39	0	9.8
2011	6	24	335	2	14.0
Totals	19	28	374	2	13.4

Career/2011 Highs: Receptions: 7 at Michigan (9/24/11); Receiving Yards: 83 at Air Force (10/13/11); Receiving TDs: 2 vs. Cal Poly (9/3/11); Long Reception: 33 at Air Force (10/13/11), vs. Cal Poly (9/3/11).

■ DENSO 2011 GAME-BY-GAME

	Receiving			
	No.	Yds.	TD	Avg.
CAL POLY (9/3/11)*	4	66	2	16.5
at Army (9/10/11)*	1	13	0	13.0
WSU (9/17/11)*	4	61	0	15.3
at Mich (9/24/11)*	7	77	0	11.0
TCU (10/8/11)*	3	35	0	11.7
at AFA (10/13/11)*	5	83	0	16.6

* = Game started



▶ #11 BRANDON DAVIS

DB, 6-2, 190, Sr.
Oakland, Calif. (Castlemont HS)

■ 2011: Made his season debut at Army, recording two tackles ... Returned from a neck injury to play against TCU ... Returned a kickoff 98 yards for a TD at Air Force ... It was the program's longest since 1982 and tied for the fourth-longest in school history.

■ DAVIS' CAREER STATISTICS

Career Statistics	G	UA-AT-TT	TFL-Yds.	Sacks	Int.	PBU	FF	FR
2008	11	2-3-5	0-0	0-0	0-0	0	0	0
2009	11	26-7-33	2.0-13	1.0-8	0-0	5	1	0
2010	12	24-12-36	2.0-9	1.0-8	0-0	3	0	0
2011	3	1-1-2	0-0	0-0	0-0	0	0	0
Totals	37	53-23-76	4.0-22	2.0-16	0-0	8	1	0

Kick Returns	Att.	Yds.	TD	Avg.	Long
2009	3	53	0	17.7	20
2010	22	490	0	22.3	37
2011	2	119	1	59.5	98
Totals	27	662	1	24.5	98

Career Highs: Tackles: 9 vs. UNM (10/31/09), vs. BYU (10/17/09); TFL: 1.0, four times; Sacks: 1.0 vs. Utah St. (9/25/10), vs. NMSU (10/3/09); PBU: 2 at UNLV (11/28/09); vs. UNM (10/31/09); FF: 1 at UCLA (9/5/09); Long Kickoff Return: 98 at AFA (10/13/11); Kickoff Return TD: 1 at AFA (10/13/11).

2011 Highs: Tackles: 10 at Michigan (9/24/11); TFL: 2.5 at AFA (10/13/11); Sack: 1.0 vs. TCU (10/8/11), vs. WSU (9/19/11), vs. Cal Poly (9/3/11); FR: 1 vs. TCU (10/8/11), at Army (9/10/11); Long Kickoff Return: 98 at AFA (10/13/11); Kickoff Return TD: 1 at AFA (10/13/11).



▶ #6 ADAM DINGWELL


QB, 6-4, 205, Fr.-RS
Rockwall, Texas (Rockwall HS)

■ 2011: Made his collegiate debut in the fourth quarter vs. Cal Poly, attempting one pass ... Was in on the final play against Air Force.

■ DINGWELL'S CAREER STATISTICS

Career Statistics	G	Att.	Com.	INT	Yds.	TDs	Eff.	Tot. Off.
2011	2	1	0	0	0	0	0.00	0


Career/2011 Highs: Attempts: 1 vs. Cal Poly (9/3/11).



▶ #60 TOMMIE DRAHEIM

OL, 6-4, 290, Sr.-2L,
Lakeside, Calif. (El Capitan HS)

■ 2011: Started his 21st career outing (18th straight) vs. Cal Poly at left tackle ... Starter again at Army and against Washington State, Michigan, TCU and Air Force.



▶ #68 NIK EMBERATE

OL, 6-4, 300, Jr.-2L,
Yucaipa, Calif. (Yucaipa HS)

■ 2011: Starter at right guard for the 22nd consecutive contest in the win over Cal Poly ... In the starting lineup at Army and against Washington State, Michigan, TCU and at Air Force.



▶ #88 GAVIN ESCOBAR

TE, 6-6, 245, So.-1L
R. Santa Margarita, Calif. (S. Margarita Catholic HS)

■ 2011: Hauled in his fifth career touchdown in the season-opening win over Cal Poly ... Overall, had four catches for 36 yards as a starter against the Mustangs ... Reserve at Army, but did not make a reception ... Career-best two touchdowns with both coming in the second half of the win over WSU, ending with four grabs for 58 yards ...

Made a season-high five catches as a starter at Michigan, compiling 64 receiving yards, including a season-long 30-yard effort ... Was the team's leading receiver vs. TCU, logging three receptions for a career-high 68 yards and a touchdown ... One of his catches vs. the Horned Frogs went for a season-long 39 yards ... Logged playing time at Air Force, but did not record a stat before getting hurt.

■ ESCOBAR'S CAREER STATISTICS

Career Statistics	Receiving				
	G	No.	Yds.	TD	Avg.
2010	13	29	323	4	11.1
2011	6	16	226	4	14.1
Totals	19	45	549	8	12.2

Career Highs: Receptions: 6 vs. Utah (11/20/10); Receiving Yards: 68 vs. TCU (10/8/11); Receiving TDs: 2 vs. WSU (9/19/11); Longest Reception: 45 vs. Utah St. (9/25/10).

2011 Highs: Receptions: 5 at Michigan (9/24/11); Receiving Yards: 68 vs. TCU (10/8/11); Receiving TDs: 2 vs. WSU (9/19/11); Longest Reception: 39 vs. TCU (10/8/11).

■ ESCOBAR 2011 GAME-BY-GAME

	Receiving			
	No.	Yds.	TD	Avg.
CAL POLY (9/3/11)*	4	36	1	9.0
at Army (9/10/11)	0	0	0	0.0
WSU (9/17/11)	4	58	2	14.5
at Mich (9/24/11)*	5	64	0	12.8
TCU (10/8/11)*	3	68	1	22.7
at AFA (10/13/11)	0	0	0	0.0

* = Game started

▶ #42 JAKE FELY

LB, 5-10, 200, Fr.-RS
Oceanside, Calif. (Oceanside HS)

■ **2011:** Starter at middle linebacker against Cal Poly, tying for the team lead in tackles with six, including one for a loss, while adding a forced fumble ... Forced a fumble for the second outing in a row, while also tallying a career-high eight stops in the victory at Army ... Tied for the team lead in tackles with seven against Washington State, including a career-best 2.5 for a loss and a sack ... Forced his third fumble of the season in the third quarter of the Michigan game, while also adding three tackles ... Was in on five stops against TCU ... Had two tackles at Air Force.

■ FELY'S CAREER STATISTICS

Career Statistics	G	UA-AT-TT	TFL-Yds.	Sacks	Int.	PBU	FF	FR
2010	3	1-1-2	1.5-10	1.0-9	0-0	0	0	0
2011	6	14-17-31	3.5-11	1.0-7	0-0	0	3	0
Totals	9	15-18-33	5.0-21	2.0-16	0-0	0	3	0

Career Highs: Tackles: 8 at Army (9/10/11); TFLs: 2.5 vs. WSU (9/19/11); Sacks: 1.0 vs. WSU (9/19/11), vs. Nicholls (9/4/10); FF: 1 at Army (9/10/11), vs. Cal Poly (9/3/11).

2011 Highs: Tackles: 8 at Army (9/10/11); TFLs: 2.5 vs. WSU (9/19/11); Sacks: 1.0 vs. WSU (9/19/11); FF: 1 at Michigan (9/24/11), at Army (9/10/11), vs. Cal Poly (9/3/11).

■ FELY 2011 GAME-BY-GAME

	G	UA-AT-TT	TFL-Yds.	Sacks	Int.	PBU	FF	FR
CAL POLY (9/3/11)*	1	4-2-6	1.0-1	0-0	0-0	0	1	0-0
at Army (9/10/11)*	1	3-5-8	0-0	0-0	0-0	0	1	0-0
WSU (9/19/11)*	1	4-3-7	2.5-10	1.0-7	0-0	0	0	0-0
at Mich (9/24/11)*	1	1-2-3	0-0	0-0	0-0	0	1	0-0
TCU (10/8/11)*	1	1-4-5	0-0	0-0	0-0	0	0	0-0
at AFA (10/13/11)*	1	1-1-2	0-0	0-0	0-0	0	0	0-0

* = Game started



▶ #93 LARRY GIBBS

DL, 6-0, 245, Sr.-1L,
Riverside, Calif. (Riverside HS)

■ **2011:** Former walk-on, who earned a scholarship for his senior season ... Was slated to start at defensive end, but missed time during fall camp due to injury ... Returned in time to see limited action in the opener with Cal Poly ... Made two tackles at Army and had one vs. Washington State ... Season-high three stops in the loss at Michigan ...

Reserve vs. TCU, assisted on one tackle ... Had two stops, including a tackle for a loss, at Air Force.

■ GIBBS' CAREER STATISTICS

Career Statistics	G	UA-AT-TT	TFL-Yds.	Sacks	Int.	PBU	FF	FR
2009	3	2-0-2	1.0-2	0-0	0-0	0	0	0-0
2010	7	6-3-9	1.5-7	1.0-6	0-0	1	0	0-0
2011	6	4-5-9	0.5-2	0-0	0-0	0	0	0-0
Totals	16	12-8-20	3.0-11	1.0-6	0-0	1	0	0-0

Career Highs: Tackles: 3 at Michigan (9/24/11), vs. Navy (12/23/10); TFL: 1.0 vs. CSU (11/6/10), at Air Force (9/26/09); Sacks: 1.0 vs. CSU (11/6/10); PBU: 1 vs. UNLV (11/27/10).

2011 Highs: Tackles: 3 at Michigan (9/24/11); TFL: 0.5 at AFA (10/13/11).



▶ #79 KURTIS GUNTHER

OL, 6-8, 285, Sr.-2L,
Camarillo, Calif. (Adolfo Camarillo HS)

■ **2011:** Made his 14th consecutive start at right tackle in the opener with Cal Poly ... Also was a starter in the road win at Army and against Washington State, Michigan, TCU and Air Force.



▶ #37 VANESS HARRIS

LB, 6-2, 255, So.-SQ
Los Angeles, Calif. (Dorsey HS)

■ **2011:** Posted two solo tackles with both for a loss of yardage in the opener with Cal Poly ... Recovered his first career fumble at Army, which led to an Aztec touchdown ... Also added two solo efforts vs. the Black Knights ... Played but did not log a tackle against Washington State ... One solo tackle at Michigan ... Made his first collegiate start against TCU, coming up with a career-best four tackles and recovering his second fumble on punt coverage ... Had two stops at Air Force.

■ HARRIS' CAREER STATISTICS

Career Statistics	G	UA-AT-TT	TFL-Yds.	Sacks	Int.	PBU	FF	FR
2010	4	4-0-4	0-0	0-0	0-0	0	0	0-0
2011	6	8-3-11	2.5-8	0-0	0-0	0	0	2-0
Totals	10	12-3-15	2.5-8	0-0	0-0	0	0	2-0

Career/2011 Highs: Tackles: 4 vs. TCU (10/8/11); TFL: 2.0 vs. Cal Poly (9/3/11); FR: 1 vs. TCU (10/8/11), at Army (9/10/11).



▶ #5 DEY JUAN HEMMINGS

DB, 5-11, 205, Sr.-3L,
San Bernardino, Calif. (Rialto HS)

■ **2011:** Made two stops in the opener with Cal Poly as a reserve ... Came off the bench at Army, but did not log a tackle ... Broke up a pass for the first time in his career in the victory over Washington State ... Did not post a stat in the loss at Michigan ... Broke up a pass and had a season-high four stops vs. TCU ... Had a tackle and a PBU at AFA.

■ HEMMINGS' CAREER STATISTICS

Career Statistics	G	UA-AT-TT	TFL-Yds.	Sacks	Int.	PBU	FF	FR
2007	12	9-1-10	0-0	0-0	0	0	1	0-0
2008	12	13-4-17	0-0	0-0	0	0	0	0-0
2009	11	28-6-34	4.0-10	0-0	1-6	0	0	1-14
2010	2	1-0-1	0-0	0-0	0-0	0	0	0-0
2011	6	4-3-7	0-0	0-0	0-0	3	0	0-0
Totals	43	55-14-69	4.0-10	0-0	1-6	3	1	1-14

Career Highs: Tackles: 7 at UCLA (9/5/09); TFL: 1.0, four times; INT: 1

vs. NMSU (10/3/09); PBU: 1 at AFA (10/13/11), vs. TCU (10/8/11), vs. WSU (9/17/11); FR: 1.0 vs. NMSU (10/3/09); FE: 1 vs. WYO (11/3/07).

2011 Highs: Tackles: 4 vs. TCU (10/8/11); PBU: 1 at AFA (10/13/11), 1 vs. TCU (10/8/11), vs. WSU (9/17/11).



► **#13 RONNIE HILLMAN**

RB, 5-10, 190, So.-1L,
La Habra, Calif. (La Habra HS)

■ **2011:** On the preseason national watch lists for the Walter Camp, Doak Walker and Maxwell Awards ... Preseason all-MWC ... As a starter vs. Cal Poly, ran for 189 yards on 28 carries, including a pair of touchdowns ... His 189-yard effort was the third-best (No. 1 in MW) in week one of the collegiate season ... First Aztec since 1998 to post four-straight 100-yard rushing outings, reaching the mark with his 117 yards on 17 carries at Army ... Also had a 24-yard reception and two rushing TDs in the victory over Army ... MW co-Offensive Player of the Week after scoring four touchdowns and rushing for 191 yards on a career-high 32 carries in the victory vs. Washington State ... Eclipsed the 2,000-yard mark in career rushing yardage against the Cougars, becoming the 12th Aztec to do so ... Also added two catches for 31 yards with a career-long of 25 yards ... Saw his streak of consecutive touches without a lost fumble come to an end at 358 against No. 22/21 Michigan ... Still had 21 carries for 109 yards and two catches for 15 yards in the loss to the Wolverines ... Six consecutive 100-yard rushing games was the third-longest streak in school history ... Saw his streak come to an end vs. TCU, carrying 20 times for 55 yards, while also adding a career-high three receptions for 15 yards ... Ran for 172 yards with two touchdowns and 27 carries at Air Force ... It was Hillman's 11th career 100-yard rushing game in 19 collegiate outings with nine of those for more than 150 yards ... Earned MW co-Offensive Player of the Week accolades for the game at Air Force ... Leads the nation with 138.83 rushing yards per game and is tied for 12th in points per game (10.00).

■ **HILLMAN'S CAREER STATISTICS**

Career Statistics	Rushing					Receiving			
	G	Att.	Yds.	TD	Avg.	No.	Yds.	TD	Avg.
2010	13	262	1,532	17	5.8	9	68	1	7.6
2011	6	145	833	10	5.7	13	89	0	6.8
Totals	19	407	2,365	27	5.8	22	157	1	7.1

Career Highs: Carries: 32 vs. WSU (9/17/11); Rushing Yards: 228 at Missouri (9/18/10); vs. Navy (12/23/10); Rushing TDs: 4 vs. WSU (9/17/11), at NMSU (9/11/10); Long Rush: 93 at Missouri (9/18/10); Receptions: 3 vs. TCU (10/8/11); Receiving TDs: 1 vs. Navy (12/23/10); Long Reception: 25 vs. WSU (9/17/11).

2011 Highs: Carries: 32 vs. WSU (9/17/11); Rushing Yards: 191 vs. WSU (9/17/11); Rushing TDs: 4 vs. WSU (9/17/11); Long Rush: 59 vs. WSU (9/17/11); Receptions: 3 vs. TCU (10/8/11); Long Reception: 25 vs. WSU (9/17/11).

■ **HILLMAN GAME-BY-GAME**

	Rushing					Receiving			
	Att.	Yds.	TD	Avg.	No.	Yds.	TD	Avg.	
CAL POLY (9/3/11)*	28	189	2	6.8	2	2	0	1.0	
at Army (9/10/11)*	17	117	2	6.9	2	20	0	10.0	
WSU (9/17/11)*	32	191	4	6.0	2	31	0	15.5	
at Mich (9/24/11)*	21	109	0	5.2	2	15	0	7.5	
TCU (10/8/11)*	20	55	0	2.8	3	15	0	5.0	
at AFA (10/13/11)*	27	172	2	6.4	2	6	0	3.0	

* = Game started



► **#35 KING HOLDER**


DB, 5-10, 150, Fr.-RS
Oceanside, Calif. (Oceanside HS)

■ **2011:** Saw extensive action in his first collegiate game with Cal Poly, making one tackle and recording one pass breakup ... Posted five stops in the road win at Army, including four solos ... Played but did not log a tackle vs. WSU, Michigan or TCU ... Made two tackles at Air Force.

■ **HOLDER'S CAREER STATISTICS**

Career Statistics	G	UA-AT-TT	TFL-Yds.	Sacks	Int.	PBU	FF	FR
2011	6	7-1-8	0-0	0-0	0-0	1	0	0-0

Career/2011 Highs: Tackles: 5 at Army (9/10/11); PBU: 1 vs. Cal Poly (9/3/11).



► **#4 ROMEO HORN**

DB, 6-0, 185, Sr.-2L,
Fresno, Calif. (Edison HS)

■ **2011:** Saw the field during the opening two contests, but did not record a tackle ... First stop of the year was a solo effort vs. Washington State ... Was a reserve at Michigan, but did not play against TCU ... Recorded a tackle at Air Force.

■ **HORN'S CAREER STATISTICS**

Career Statistics	G	UA-AT-TT	TFL-Yds.	Sacks	Int.	PBU	FF	FR
2007	12	5-2-7	0-0	0-0	0-0	0	0	0
2008	7	3-1-4	0-0	0-0	1-0	0	0	0
2010	3	4-0-4	0-0	0-0	0-0	0	0	0
2011	4	2-0-2	0-0	0-0	0-0	0	0	0
Totals	26	14-3-17	0-0	0-0	1-0	0	0	0

Career Highs: Tackles: 3 at Missouri (9/18/10), vs. PSU (9/22/07); INT: 1 vs. Idaho (9/27/08).

2011 Highs: Tackles: 1 at AFA (10/13/11), at Army (9/10/11); PBU: 1 vs. WSU (9/17/11).



► **#71 ALEC JOHNSON**

OL, 6-3, 300, Jr.-1L,
Denver, Colo. (J.K. Mullen HS)

■ **2011:** Made his first career start at center (17th overall) vs. Cal Poly ... Started at Army despite playing with a broken right hand (he snapped with his left hand) ... Played the entire game at center vs. Washington State and Michigan ... Registered a tackle in a loss to TCU ... Started again at Air Force.



► **#34 WALTER KAZEE**

RB, 5-9, 175, Jr.-2L,
San Bernardino, Calif. (Cajon HS)

■ **2011:** Had 15 carries for 82 yards, including the team's longest rush of the night (41 yards), vs. Cal Poly ... Also added a 7-yard reception in the win over the Mustangs ... Logged all six of his carries for 42 yards in the second half of the Army contest, including three on the game-winning drive in the fourth quarter ... Had nine carries for 36 yards with a hard-fought 15-yard effort against Washington State ... Had three rushing attempts for 10 yards and one catch for 11 yards at Michigan ... Solid all-around performance against TCU, carrying eight times for 34 yards with a long of 16, while also posting two catches for 28 yards with a long of 20 ... Carried five times for 16 yards and caught a 15-yard pass at Air Force.

■ **KAZEE'S CAREER STATISTICS**

Career Statistics	Rushing					Receiving			
	G	Att.	Yds.	TD	Avg.	No.	Yds.	TD	Avg.
2009	11	88	377	2	4.3	9	64	0	7.1
2010	10	67	326	3	4.8	2	38	0	19.0
2011	6	46	220	0	4.8	5	61	0	12.2
Totals	27	201	923	5	4.6	16	163	0	10.2

Career Highs: Carries: 22 vs. NMSU (10/3/09); Rushing Yards: 112 at UNLV (11/28/09); Long Rush: 61 at UNLV (11/28/09); Rushing TD: 1, five times; Receptions: 2, three times; Receiving Yards: 33 vs. BYU (10/17/09); Long Reception: 28 at Missouri (9/18/10); KO Returns: 4 at UCLA (9/5/09); KO Return Yards: 76 at UCLA (9/5/09); Long KO Return: 25 at UCLA (9/5/09).

2011 Highs: Carries: 15 vs. Cal Poly (9/3/11); Rushing Yards: 82 vs. Cal Poly (9/3/11); Long Rush: 41 vs. Cal Poly (9/3/11); Receptions: 2 vs. TCU (10/8/11); Receiving Yards: 28 vs. TCU (10/8/11); Long Reception: 20 vs. TCU (10/8/11).

■ KAZEE GAME-BY-GAME

	Rushing				Receiving			
	Att.	Yds.	TD	Avg.	No.	Yds.	TD	Avg.
CAL POLY (9/3/11)	15	82	0	5.5	1	7	0	7.0
at Army (9/10/11)	6	42	0	7.0	0	0	0	0.0
WSU (9/17/11)	9	36	0	4.0	0	0	0	0.0
at Mich (9/24/11)	3	10	0	3.3	1	11	0	11.0
TCU (10/8/11)	8	34	0	4.2	2	28	0	14.0
at AFA (10/13/11)	5	16	0	3.2	1	15	0	15.0

* = Game started



▶ #31 LOGAN KETCHUM

LB, 6-3, 225, Sr.-2L,
Oak Park, Calif. (Oak Park HS)

■ 2011: Starter at outside linebacker for the 14th consecutive game vs. Cal Poly, making three stops ... Career-best seven tackles at Army, including five solo efforts ... Contributed one assisted stop in the victory over WSU ... Had six tackles with one for a loss of three yards at Michigan ... Tallied seven tackles for the second time this season against TCU ... Had six tackles and recovered his first career fumble at Air Force.

■ KETCHUM'S CAREER STATISTICS

Career Statistics	G	UA-AT-TT	TFL-Yds.	Sacks	Int.	PBU	FF	FR
2008	5	5-4-9	0-0	0-0	0-0	0	0	0-0
2009	9	7-7-14	0-0	0-0	0-0	0	0	0-0
2010	13	33-19-52	2.5-6	0.5-1	0-0	2	0	0-0
2011	6	16-14-30	1.5-5	0-0	0-0	0	0	1-0
Totals	33	61-44-105	4.0-11	0.5-1	0-0	2	0	1-0

Career Highs: Tackles: 7 vs. TCU (10/8/11), at Army (9/10/11); TFL: 1.5 at Missouri (9/18/10); Sacks: 0.5 at Missouri (9/18/10); PBU: 1 vs. Utah St. (9/25/10), vs. Nicholls (9/4/10); FR: 1 at AFA (10/13/11); Blocked Kick: 1 vs. Nicholls (9/4/10).

2011 Highs: Tackles: 7 vs. TCU (10/8/11), at Army (9/10/11); TFL: 1.0 at Michigan (9/24/11); FR: 1 at AFA (10/13/11).

■ KETCHUM 2011 GAME-BY-GAME

	G	UA-AT-TT	TFL-Yds.	Sacks	Int.	PBU	FF	FR
CAL POLY (9/3/11)*	1	1-2-3	0-0	0-0	0-0	0	0	0-0
at Army (9/10/11)*	1	5-2-7	0-0	0-0	0-0	0	0	0-0
WSU (9/17/11)*	1	0-1-1	0-0	0-0	0-0	0	0	0-0
at Mich (9/24/11)*	1	4-2-6	1.0-3	0-0	0-0	0	0	0-0
TCU (10/8/11)*	1	4-3-7	0-0	0-0	0-0	0	0	0-0
at AFA (10/13/11)*	1	2-4-6	0.5-2	0-0	0-0	0	0	1-0

* = Game started



▶ #6 GABE LEMON

DB, 5-10, 185, So.-1L
Mission Viejo, Calif. (Lutheran HS)

■ 2011: First career start at one of the warrior positions against Cal Poly, managing three solo tackles to tie his career high ... Broke up a pass and added a tackle at Army ... Logged three stops against Washington State and followed that up with a career-best four tackles the next week at Michigan ... Came off the bench for the first time in 2011 against TCU, making two tackles ... Had one stop at Air Force and a PBU.

■ LEMON'S CAREER STATISTICS

Career Statistics	G	UA-AT-TT	TFL-Yds.	Sacks	Int.	PBU	FF	FR
2010	10	8-2-10	0-0	0-0	1-0	1	0	0
2011	6	9-5-14	0-0	0-0	0-0	2	0	0
Totals	16	17-7-24	0-0	0-0	1-0	3	0	0

Career Highs: Tackles: 4 at Michigan (9/24/11); INT: 1 at TCU (11/13/10); PBU: 1 at AFC (10/13/11), at Army (9/10/11), at Wyoming (10/30/10).

2011 Highs: Tackles: 4 at Michigan (9/24/11); PBU: 1 at AFA (10/13/11), at Army (9/10/11).

■ LEMON 2011 GAME-BY-GAME

	G	UA-AT-TT	TFL-Yds.	Sacks	Int.	PBU	FF	FR
CAL POLY (9/3/11)*	1	3-0-3	0-0	0-0	0-0	0	0	0-0
at Army (9/10/11)*	1	1-0-1	0-0	0-0	0-0	1	0	0-0
WSU (9/17/11)*	1	1-2-3	0-0	0-0	0-0	0	0	0-0
at Mich (9/24/11)*	1	2-2-4	0-0	0-0	0-0	0	0	0-0
TCU (10/8/11)	1	1-1-2	0-0	0-0	0-0	0	0	0-0
at AFA (10/13/11)	1	1-0-1	0-0	0-0	0-0	1	0	0-0

* = Game started



▶ #14 RYAN LINDLEY

QB, 6-4, 230, Sr.-3L,
Alpine, Calif. (El Capitan HS)

■ 2011: A team tri-captain ... A Maxwell, Manning and Davey O'Brien Award candidate ... Set the SDSU career record for passing touchdowns (71) in the opening win over Cal Poly, completing 15 of his 27 attempts for 203 yards, four scores and no interceptions in his 37th career start (32nd consecutive) ... Threw for 146 yards, including a 68-yard touchdown pass on the game's second play at Army ... Season-best 273 yards to go with two touchdowns to tight end Gavin Escobar in the victory over Washington State, completing 21 of his 37 pass attempts ... In the process, became just the second Aztec to clear the 10,000-yard mark in career passing yards on his completion to Bryce Quigley in the second quarter ... Saw his streak of consecutive pass attempts without an interception come to an end vs. the Cougars at 112 ... Completed a season-high 23 passes for 253 yards and the Aztecs' only score at No. 22/21 Michigan ... Tossed a pair of second-half touchdowns in the loss to TCU ... Had his best game of the season (rating wise), throwing for 209 yards and two touchdowns, while completing 15 of his 21 attempts at Air Force ... Has thrown a TD in 16 consecutive outings ... Third among the active career quarterbacks in passing yards (10,822), fourth in completions (821) and fifth in touchdowns (79).

■ LINDLEY'S CAREER STATISTICS

Career Statistics	G	Att.	Com.	INT	Yds.	TDs	Eff.	Tot. Off.
2008	11	427	242	9	2,653	16	117.01	2,591
2009	12	437	239	16	3,054	23	123.44	2,923
2010	13	421	243	14	3,830	28	149.43	3,799
2011	6	192	97	4	1,285	12	123.20	1,264
Totals	42	1,477	821	43	10,822	79	128.96	10,577

Career Highs: Attempts: 59 at Notre Dame (9/6/08); Completions: 36 vs. Utah (11/20/10); Passing Yards: 528 vs. Utah (11/20/10); Long Pass: 90 vs. Utah (11/20/10); TDs Passing: 6 at CSU (10/24/09); TDs Rushing: 1 vs. S. Utah (9/12/09), at Notre Dame (9/6/08).

2011 Highs: Attempts: 48 at Michigan (9/24/11); Completions: 23 at Michigan (9/24/11); Passing Yards: 273 vs. WSU (9/17/11); Long Pass: 68 at Army (9/10/11); TDs Passing: 4 vs. Cal Poly (9/3/11).

■ LINDLEY 2011 GAME-BY-GAME

	Passing					Rushing		
	Att.	Com.	INT	Yds.	TDs	Att.	Yds.	TDs
CAL POLY (9/3/11)*	27	15	0	203	4	1	1	0
at Army (9/10/11)*	18	8	0	146	1	1	-11	0
WSU (9/17/11)*	37	21	1	273	2	2	2	0
at Mich (9/24/11)*	48	23	0	253	1	1	-14	0
TCU (10/8/11)*	41	15	3	201	2	1	-8	0
at AFA (10/13/11)*	21	15	0	209	2	1	9	0

* = Game started



▶ #24 COLIN LOCKETT

WR, 6-0, 175, So.-1L
Diamond Bar, Calif. (Diamond Bar HS)

■ 2011: Converted to wideout from cornerback this summer ... Starter for the first time vs. Cal Poly, while also returning kicks ... Had three catches for 82 yards and an 18-yard touchdown on offense and scored another TD on a 94-yard kick return in the fourth quarter against the Mustangs ... Career-long catch on the game's second play at Army with a 68-yard touchdown ... Finished the afternoon with his first 100-yard receiving effort (113 yards) on a career-best five receptions ... Managed to haul in

four passes for 59 yards in the win over WSU, while also averaging 24.6 yards on kick returns with a long of 44 in the first quarter ... Career-high seven receptions for 71 yards against Michigan, while adding the team's lone touchdown of the afternoon on a 16-yard catch in the second half ... Also was credited with his first career rushes for 13 yards vs. the Wolverines ... Made three catches for 51 yards and had six kick returns for 101 yards with a long of 22 yards against TCU ... Had three receptions for 53 yards and a touchdown at Air Force.

■ LOCKETT'S CAREER RECEIVING STATISTICS

Career Statistics	Receiving				
	G	No.	Yds.	TD	Avg.
2011	6	25	429	4	17.2

Kick Returns	Att.	Yds.	TD	Avg.	Long
2011	22	482	1	21.9	94

Career/2011 Highs: Receptions: 7 at Michigan (9/24/11); Receiving Yards: 113 at Army (9/10/11); Receiving TDs: 1, four times; Long Reception: 68 at Army (9/10/11); Long Kickoff Return: 94 vs. Cal Poly (9/3/11); Kickoff Return TD: 1 vs. Cal Poly (9/3/11).

■ LOCKETT 2011 GAME-BY-GAME

	Receiving				
	No.	Yds.	TD	Avg.	
CAL POLY (9/3/11)*	3	82	1	27.3	
at Army (9/10/11)*	5	113	1	22.6	
WSU (9/17/11)*	4	59	0	14.8	
at Mich (9/24/11)	7	71	1	10.1	
TCU (10/8/11)	3	51	0	17.0	
at AFA (10/13/11)*	3	53	1	17.7	

* = Game started



▶ #94 JEROME LONG

DL, 6-5, 285, Sr.-3L,
Los Osos, Calif. (Los Osos HS)

■ 2011: Starter at defensive tackle, making five stops vs. Cal Poly ... Reached double-figures in tackles for the first time in his career in the win over Army, logging 10 total, highlighted by a 6-yard sack on the Black Knights' final drive of the game ... Had a career-best two sacks for a loss of 14 yards in helping lead the defense against WSU ... Made four tackles at Michigan ... Career-high 13 tackles against TCU, including two for a loss of yardage and four others for no gain ... His 13 stops are the most by an Aztec since 2009 ... Had four tackles, including a sack and his first career forced fumble at Air Force ... Currently ranks first on the team in tackles and is first in the Mountain West among defensive linemen ... Tied for 29th in the country with 0.67 sacks per game.

■ LONG'S CAREER STATISTICS

Career Statistics	G	UA-AT-TT	TFL-Yds.	Sacks	Int.	PBU	FF	FR
2008	11	14-23-37	2.0-8	1.0-7	0-0	0	0	0-0
2009	12	12-11-23	1.5-8	1.5-8	0-0	0	0	0-0
2010	13	16-14-30	6.0-18	1.5-7	0-0	0	0	1-0
2011	6	24-15-39	6.0-26	4.0-23	0-0	0	1	1-0
Totals	42	66-63-129	15.5-60	8.0-45	0-0	0	1	1-0

Career Highs: Tackles: 13 vs. TCU (10/8/11); TFL: 2.0 vs. TCU (10/8/11), vs. WSU (9/17/11), vs. Utah St. (9/25/10); Sacks: 2.0 vs. WSU (9/17/11); FR: 1 at TCU (11/13/10); FF: 1 (at AFA, 10/13/11); Blocked Kicks: 1 vs. CSU (11/6/10).

2011 Highs: Tackles: 13 vs. TCU (10/8/11); TFLs: 2.0 vs. TCU (10/8/11), vs. WSU (9/17/11); Sacks: 2.0 vs. WSU (9/17/11); FF: 1 (at AFA, 10/13/11).

■ LONG 2011 GAME-BY-GAME

	G	UA-AT-TT	TFL-Yds.	Sacks	Int.	PBU	FF	FR
CAL POLY (9/3/11)*	1	4-1-5	0-0	0-0	0-0	0	0	0-0
at Army (9/10/11)*	1	7-3-10	1.0-6	1.0-6	0-0	0	0	0-0
WSU (9/17/11)*	1	2-1-3	2.0-14	2.0-14	0-0	0	0	0-0
at Mich (9/24/11)*	1	1-3-4	0-0	0-0	0-0	0	0	0-0
TCU (10/8/11)*	1	7-6-13	2.0-3	0-0	0-0	0	0	0-0
at AFA (10/13/11)*	1	3-1-4	1.0-3	1.0-3	0-0	0	1	0-0

* = Game started



▶ #2 LEON MCFADDEN

DB, 5-10, 185, Jr.-2L,
Inglewood, Calif. (St. John Bosco HS)

■ 2011: Preseason all-MWC pick, who could play on both sides of the ball as well as at punt returner ... Starter at cornerback in the opener, making three tackles and also recording a pass breakup in the win over Cal Poly ... Had two PBUs, including one in the end zone and one on Army's final drive of the game, to go with two tackles ... Also returned his first punt for nine yards in the third quarter at Army ... Four tackles and two PBUs for the second game in a row vs. WSU, while also logging three punt returns, highlighted by a career-long 26-yarder ... Recorded three solo efforts in the loss at Michigan, while logging his first career carries on offense for five yards ... Posted his first interception of the season, returning it 23 yards against TCU ... Also had three solo stops and a pass breakup vs. the Horned Frogs ... Had a season-high six tackles with a PBU at Air Force.

■ MCFADDEN'S CAREER STATISTICS

Career Statistics	G	UA-AT-TT	TFL-Yds.	Sacks	Int.	PBU	FF	FR
2009	12	17-9-26	1.0-5	1.0-5	1-39	0	0	0
2010	13	38-17-55	7.0-40	1.0-11	2-0	12	0	0
2011	6	16-5-21	0-0	0-0	1-23	7	0	0
Totals	31	71-30-100	8.0-45	2.0-16	4-62	19	0	0

Punt Returns	Att.	Yds.	TD	Avg.	Long
2010	5	46	0	9.2	23
2011	5	40	0	8.0	26
Totals	10	86	0	8.6	26

Career Highs: Tackles: 7, three times; TFL: 3.0 vs. Utah St. (9/25/10); Sacks: 1.0 vs. Wyoming (11/14/09), at Wyoming (10/30/10); INT: 1, four times; PBU: 3 vs. Air Force (10/16/10); Blocked Kicks: 1 vs. S. Utah (9/12/09), at UCLA (9/5/09); Long Punt Return: 26 vs. WSU (9/17/11); Carries: 2 at Michigan (9/24/11); Rushing Yards: 5 at Michigan (9/24/11); Long Rush: 10 at Michigan (9/24/11).

2011 Highs: Tackles: 6 at AFA (10/13/11); INT: 1 vs. TCU (10/8/11); PBU: 2 vs. WSU (9/17/11), at Army (9/10/11); Long Punt Return: 26 vs. WSU (9/17/11); Carries: 2 at Michigan (9/24/11); Rushing Yards: 5 at Michigan (9/24/11); Long Rush: 10 at Michigan (9/24/11).

■ MCFADDEN 2011 GAME-BY-GAME

	G	UA-AT-TT	TFL-Yds.	Sacks	Int.	PBU	FF	FR
CAL POLY (9/3/11)*	1	3-0-3	0-0	0-0	0-0	1	0	0-0
at Army (9/10/11)*	1	0-2-2	0-0	0-0	0-0	2	0	0-0
WSU (9/17/11)*	1	3-1-4	0-0	0-0	0-0	2	0	0-0
at Mich (9/24/11)*	1	3-0-3	0-0	0-0	0-0	0	0	0-0
TCU (10/8/11)*	1	3-0-3	0-0	0-0	1-23	1	0	0-0

* = Game started



▶ #98 SAM MEREDITH

DL, 6-4, 250, Fr.-HS,
La Mesa, Calif. (Helix HS)

■ 2011: One of four true freshman to play in the opener, coming in as a reserve in the second half ... Played, but did not log a stat for the second consecutive outing at Army ... First career tackle in the win over Washington State ... Only stop at Michigan was for a loss of two yards ... One solo effort in the loss to TCU ... Was a reserve at AFA.

■ MEREDITH'S CAREER STATISTICS

Career Statistics	G	UA-AT-TT	TFL-Yds.	Sacks	Int.	PBU	FF	FR
2011	6	3-0-3	1.0-2	0-0	0-0	0	0	0-0

Career/2011 Highs: Tackles: 1 at Michigan (9/24/11), vs. WSU (9/17/11); TFLs: 1.0 at Michigan (9/24/11).



► **#97 DONTRELL ONUOHA**

DL, 6-2, 250, Fr.-RS,
Indio, Calif. (La Quinta HS)

■ **2011:** Had his first tackle in his first collegiate game vs. Cal Poly, coming off the bench ... Traveled but did not play at Army ... Second action of the season came against TCU, posting his second career tackle ... Had a career-high five tackles at Air Force, and added two tackles for a loss (his first of his career) and his first sack.

■ **ONUOHA'S CAREER STATISTICS**

Career Statistics	G	UA-AT-TT	TFL-Yds.	Sacks	Int.	PBU	FF	FR
2011	3	6-1-7	2.0-7	1.0-6	0	0	0	0
Career/2011 Highs:								
		Tackles: 5 at AFA (10/13/11);	TFL: 2.0 at AFA (10/13/11);	Sacks: 1.0 at AFA (10/13/11).				



► **#29 LARRY PARKER**

DB, 5-11, 170, Sr.-2L,
San Diego, Calif. (St. Augustine HS/Grossmont JC)

■ **2011:** Had four solo tackles as a starter at cornerback and returned two punts for 17 yards in the win over Cal Poly ... Career-high five tackles and batted down a pair of passes, including on Army's final offensive play ... Named co-MW defensive player of the week after forcing three turnovers against Washington State, including logging his first two interceptions of his career both in the fourth quarter ... Also tied for the team lead vs. the Cougars with a career-high seven tackles and added a PBU ... Played a part in forcing three more turnovers at No. 22/21 Michigan, logging a forced fumble, a fumble recovery and his third interception in the last two outings ... Also compiled four tackles, a 22-yard punt return and a pass breakup vs. the Wolverines ... Logged an interception for the third consecutive game, while also forcing a fumble against TCU ... Ended the evening with six tackles, including a half for a loss vs. the Horned Frogs ... Had six tackles and an interception at Air Force ... His five interceptions are the most by an Aztec since 1996 ... Has been a part of nine forced turnovers in the team's last four games ... Is tied for second in the country with 0.83 interceptions per game.

■ **PARKER'S CAREER STATISTICS**

Career Statistics	G	UA-AT-TT	TFL-Yds.	Sacks	Int.	PBU	FF	FR
2009	12	11-9-20	0-0	0-0	0-0	2	0	1-65
2010	12	18-7-25	1.0-4	0-0	0-0	4	1	1-0
2011	6	21-11-32	0.5-0	0-0	5-54	4	3	1-0
Totals	30	50-27-77	1.5-4	0-0	5-54	10	4	3-65

Punt Returns	Att.	Yds.	TD	Avg.	Long
2010	19	117	0	6.2	29
2011	4	39	0	9.8	22
Totals	23	156	0	6.8	29

Career Highs: Tackles: 7 vs. WSU (9/17/11); TFL: 1.0 vs. Nicholls (9/4/10); INT: 2 vs. WSU (9/17/11); PBU: 2 at Army (9/10/11), at TCU (11/13/10); FF: 1 vs. TCU (10/8/11), at Michigan (9/24/11), vs. WSU (9/17/11), vs. Nicholls (9/4/10); FR: 1 at Michigan (9/24/11), at BYU (10/6/10), vs. Wyoming (11/14/09); Long Punt Return: 29 at TCU (11/13/10).

2011 Highs: Tackles: 7 vs. WSU (9/17/11); TFL: 0.5 vs. TCU (10/8/11); INT: 2 vs. WSU (9/17/11); PBU: 2 at Army (9/10/11); FF: 1 vs. TCU (10/8/11), at Michigan (9/24/11), vs. WSU (9/17/11); FR: 1 at Michigan (9/24/11); Long Punt Return: 22 at Michigan (9/24/11).

■ **PARKER 2011 GAME-BY-GAME**

	G	UA-AT-TT	TFL-Yds.	Sacks	Int.	PBU	FF	FR
CAL POLY (9/3/11)*	1	4-0-4	0-0	0-0	0-0	0	0	0-0
at Army (9/10/11)*	1	3-2-5	0-0	0-0	0-0	2	0	0-0
WSU (9/17/11)*	1	5-2-7	0-0	0-0	2-32	1	1	0-0
at Mich (9/24/11)*	1	3-1-4	0-0	0-0	1-0	1	1	1-0
TCU (10/8/11)*	1	3-3-6	0.5-0	0-0	1-0	0	1	0-0
at AFA (10/13/11)*	1	3-3-6	0-0	0-0	1-22	0	0	0-0

* = Game started



► **#38 ABELARDO PEREZ**

PK, 6-1, 225, Sr.-1L,
Chula Vista, Calif. (Castle Park HS/Southwestern JC)

■ **2011:** Lou Groza award candidate ... Made all seven of his extra-point attempts and recorded two touchbacks in the opener with Cal Poly, but missed on a 46-yard field goal try in the third quarter ... Hit the game-winning field goal from 42 yards out with 9:29 left in the fourth quarter against Army ... Missed on his only attempt vs. WSU from 39 yards out ... Logged two touchbacks on kickoffs against both No. 22/21 Michigan and TCU ... Had arguably his best game of the season at Air Force, going 2-for-3 on field goal attempts and knocking all eight kickoff into the end zone for touchbacks.

■ **A. PEREZ'S CAREER STATISTICS**

Career Stats	FGM-A	Pct.	01-19	20-29	30-39	40-49	50-99	Lg.	Blk.
2010	17-22	.773	0-1	8-8	6-7	2-5	1-1	53	0
2011	3-6	.500	0-0	2-2	0-1	1-3	0-0	42	1
Totals	20-28	.714	0-1	10-10	6-8	3-8	1-1	53	1

Kickoffs	Att.	Yds.	Avg.	Tb	Ob
2010	86	5,797	67.4	28	1
2011	33	2,234	67.7	16	0
Totals	119	8,031	67.5	44	1

Career Highs: Field Goals: 3 at New Mexico (10/23/10); Long Field Goal: 53 vs. UNLV (11/27/10); Touchbacks: 8 at AFA (10/13/11)

2011 Highs: Field Goals: 2 at AFA (10/13/11); Long Field Goal: 42 at Army (9/10/11); Touchbacks: 8 at AFA (10/13/11)

■ **PEREZ 2011 GAME-BY-GAME**

	Field Goals				Kickoffs			
	Md.	Att.	Long	Blkd.	No.	Yds.	Avg.	TB
CAL POLY (9/3/11)	0	1	0	0	8	532	66.5	2
at Army (9/10/11)	1	1	42	0	5	333	66.6	1
WSU (9/17/11)	0	1	0	0	7	477	68.1	1
at Mich (9/24/11)	0	0	0	0	2	140	70.0	2
TCU (10/8/11)	0	0	0	0	3	207	69.0	2
at AFA (10/13/11)	2	3	27	1	8	545	68.1	8



► **#87 BRYCE QUIGLEY**

TE, 6-5, 260, So.-1L
Apple Valley, Calif. (Granite Hills HS)

■ **2011:** Had one catch for 10 yards in a starting role against Cal Poly ... Came off the bench at Army, logging just a kickoff return for three yards ... Career high with four receptions for 32 yards in the win over WSU ... Started but did not match a catch at Michigan, vs. TCU and at Air Force.

■ **QUIGLEY'S CAREER STATISTICS**

Career Statistics	Receiving				
	G	No.	Yds.	TD	Avg.
2010	11	5	66	1	13.2
2011	6	5	42	0	8.4
Totals	17	10	108	1	10.8

Career Highs: Receptions: 4 vs. WSU (9/17/11); Receiving Yards: 33 vs. Utah State (9/25/10); Receiving TDs: 1 vs. Utah State (9/25/10); Long Reception: 28 vs. Utah State (9/25/10).

2011 Highs: Receptions: 4 vs. WSU (9/17/11); Receiving Yards: 32 vs. WSU (9/17/11); Longest Reception: 12 vs. WSU (9/17/11).

■ **QUIGLEY 2011 GAME-BY-GAME**

	Receiving			
	No.	Yds.	TD	Avg.
CAL POLY (9/3/11)*	1	10	0	10.0
at Army (9/10/11)	0	0	0	0.0
WSU (9/17/11)	4	32	0	8.0
at Mich (9/24/11)*	0	0	0	0.0
TCU (10/8/11)*	0	0	0	0.0
at AFA (10/13/11)*	0	0	0	0.0

* = Game started



► #52 EMILIO RIVERA

OL, 6-4, 295, Sr.-2L,
Sylmar, Calif. (Sylmar HS)

■ 2011: Made his first start since 2008 at left guard vs. Cal Poly ... Starter again in the victories over Army and Washington State ... Also was a starter at left guard at Michigan ... First career catch for five yards after a botched field goal attempt against TCU ... Started again at Air Force.



► #17 MARCUS RUSSELL

WR, 5-11, 195, Sr.-SQ
Fresno, Calif. (Buchanan HS/Fresno City JC)

■ 2011: Played on offense and special teams in the opener with Cal Poly ... Reserve against Army and Washington State, but has yet to record a catch ... First career reception went for 15 yards in the second half at Michigan ... Did not make a catch against TCU ... Caught a pass for 17 yards at Air Force.

■ RUSSELL'S CAREER STATISTICS

Career Statistics	Receiving				
	G	No.	Yds.	TD	Avg.
2010	3	0	0	0	0.0
2011	6	2	32	0	16.0
Totals	9	2	32	0	16.0

Career/2011 Highs: Receptions: 1 at Air Force (10/13/11), at Michigan (9/24/11); Receiving Yards: 17 at Air Force (10/13/11); Long Reception: 17 at Air Force (10/13/11).



► #85 D.J. SHIELDS

TE, 6-4, 240, Jr.-2L
Bonita, Calif. (Bonita Vista HS)

■ 2011: Played his 26th career game against Cal Poly, but did not make a catch ... Logged minutes on offense and special teams at Army and vs. Washington State, Michigan and TCU ... Caught an Air Force onsides attempt, his third against the Falcons in two seasons.

■ SHIELDS' CAREER STATISTICS

Career Statistics	Receiving				
	G	No.	Yds.	TD	Avg.
2009	12	11	109	0	9.9
2010	13	2	29	1	14.5
2011	6	0	0	0	0.0
Totals	29	13	138	1	10.6

Career Highs: Receptions: 3 at UNLV (11/28/09); Receiving Yards: 43 vs. Wyoming (11/14/09); Receiving TDs: 1 at Wyoming (10/30/10); Longest Reception: 28 vs. Wyoming (11/14/09).



► #39 RENE SILUANO

DB, 5-10, 185, So.-1L
Oceanside, Calif. (Oceanside HS)

■ 2011: Two tackles with his first career stop for a loss in the opener with Cal Poly ... Posted a career-high eight stops, including six solos, in the road win at Army ... Recovered his first career fumble and added three tackles against Washington State ... Reserve vs. Michigan, assisting on three tackles ... Credited with one tackle in the loss to TCU ... Had five tackles, his first career interception and PBU at Air Force.

■ SILUANO'S CAREER STATISTICS

Career Statistics	G	UA-AT-TT	TFL-Yds.	Sacks	Int.	PBU	FF	FR
2010	12	4-4-8	0-0	0-0	0-0	0	0	0-0
2011	6	12-10-22	1.0-1	0-0	1-17	1	0	1-0
Totals	18	16-14-30	1.0-1	0-0	1-17	1	0	1-0

Career/2011 Highs: Tackles: 8 at Army (9/10/11); TFL: 1.0 vs. Cal Poly (9/3/11); INT: 1 at AFA (10/13/11); PBU: 1 at AFA (10/13/11); FR: 1 vs. WSU (9/17/11).



► #14 BRIAN STAHOVICH

P, 6-0, 190, Sr.-3L,
Solana Beach, Calif. (Cathedral Catholic HS)

■ 2011: Preseason all-MWC ... Also is the holder on field goals and extra-points ... Punted six times in the opener with Cal Poly, dropping three inside the 20-yard line and knocking a pair for 50 yards ... Also had three of his punts fair caught vs. the Mustangs ... Landed four of his five kicks at Army inside the 20-yard line and also had two for more than 50 yards, including a season-long 59-yard effort to earn MW Special Teams Player of the Week honors ... Kicked a 54-yarder in the win over Washington State ... Landed two of his punts inside of the 20-yard line with one for 52 yards at No. 22/21 Michigan ... Averaged 44.8 yards with a long of 49 on four punts vs. TCU ... Also attempted and completed (5 yards) his first pass following a field goal try against the Horned Frogs ... Had two punts for an 42.5 average at Air Force, including a 56 yarder.

■ STAHOVICH'S CAREER STATISTICS

Career Statistics	G	No.	Yds.	Avg.	Long	TB	FC	I20	Blk.
2008	12	71	2,807	39.5	65	6	19	14	1
2009	12	61	2,674	43.8	67	7	15	13	1
2010	13	53	2,406	45.4	89	6	16	18	1
2011	6	28	1,185	42.3	59	3	12	9	0
Totals	43	213	9,072	42.6	89	22	62	54	3

Career Highs: Punts: 10 at Missouri (9/18/10), at TCU (10/4/08); Yards: 456 at Missouri (9/18/10); Avg. (More than 1 att.): 52.5 (6-for-315) at Air Force (9/26/09); Long: 89 at Wyoming (10/30/10).

2011 Highs: Punts: 6 at Michigan (9/24/11), vs. Cal Poly (9/3/11); Yards: 253 vs. Cal Poly (9/3/11); Avg. (More than 1 att.): 48.0 (5-for-240) at Army (9/10/11); Long: 59 at Army (9/10/11).

■ STAHOVICH 2011 GAME-BY-GAME

	No.	Yds.	Avg.	Long	TB	FC	50+	I20
CAL POLY (9/3/11)	6	253	42.2	50	1	3	2	3
at Army (9/10/11)	5	240	48.0	59	1	1	2	4
WSU (9/17/11)	5	199	39.8	54	1	2	1	0
at Mich (9/24/11)	6	229	38.2	52	0	4	1	2
TCU (10/8/11)	4	179	44.8	49	0	0	0	0
at AFA (10/13/11)	2	85	42.5	56	0	2	1	0



► #41 KHALID STEVENS

DB, 5-11, 195, Jr.-1L
Pacific Palisades, Calif. (Palisades HS)

■ 2011: Started at the Aztec position vs. Cal Poly, making one assisted tackle ... Matched his career best with six tackles in the win at Army ... Posted five stops and broke up a pass against Washington State ... Credited with only an assisted tackle vs. Michigan ... Was a reserve for the first time against TCU, but did not make a stop ... Played at Air Force, but did not record a stat.

■ STEVENS' CAREER STATISTICS

Career Statistics	G	UA-AT-TT	TFL-Yds.	Sacks	Int.	PBU	FF	FR
2009	2	0-0-0	0-0	0-0	0	0	0	0
2010	13	28-9-37	3.5-8	0-0	0-0	2	0	0
2011	6	5-8-13	0-0	0-0	0-0	1	0	0
Totals	21	33-17-50	3.5-8	0-0	0-0	3	0	0


Career Highs: Tackles: 6 at Army (9/10/11), at TCU (11/13/10); TFLs: 2.0 at UNM (10/23/10); PBU: 1 at Wyoming (10/30/10), at NMSU (9/11/10).

2011 Highs: Tackles: 6 at Army (9/10/11); PBU: 1 vs. WSU (9/17/11).

■ STEVENS 2011 GAME-BY-GAME

	G	UA-AT-TT	TFL-Yds.	Sacks	Int.	PBU	FF	FR
CAL POLY (9/3/11)*	1	0-1-1	0-0	0-0	0-0	0	0	0-0
at Army (9/10/11)*	1	2-4-6	0-0	0-0	0-0	0	0	0-0
WSU (9/17/11)*	1	3-2-5	0-0	0-0	0-0	1	0	0-0
at Mich (9/24/11)*	1	0-1-1	0-0	0-0	0-0	0	0	0-0
TCU (10/8/11)	1	0-0-0	0-0	0-0	0-0	0	0	0-0
at AFA (10/13/11)	1	0-0-0	0-0	0-0	0-0	0	0	0-0

* = Game started



► **#36 NICK TENHAEFF**

LB, 6-2, 225, So.-1L
Atascadero, Calif. (Atascadero HS)

■ **2011:** Notched two solo tackles as a reserve vs. Cal Poly .. Four solo efforts in the victory at Army, while also forcing his first career fumble ... Made two tackles against Washington State ... Recovered a fumble and made one stop at Michigan ... Moved over to the backup spot at middle linebacker against TCU, posting a career-best six tackles, including five solo stops ... Had a career-high seven tackles from a reserve role at Air Force.

■ **TENHAEFF' CAREER STATISTICS**

Career Statistics	G	UA-AT-TT	TFL-Yds.	Sacks	Int.	PBU	FF	FR
2010	13	23-7-30	3.5-25	2.0-19	0-0	0	0	1-0
2011	6	19-3-22	0-0	0-0	0-0	0	1	1-0
Totals	19	42-10-52	3.5-25	2.0-19	0-0	0	1	2-0

Career Highs: Tackles: 7 at AFA (10/13/11); TFLs: 1.5 vs. Nicholls (9/4/10); Sacks: 1.0 at Wyoming (10/30/10), vs. Nicholls (9/4/10); FF: 1 at Army (9/10/11); FR: 1 at Michigan (9/24/11), at New Mexico (10/23/10).

2011 Highs: Tackles: 7 at AFA (10/13/11); FF: 1 at Army (9/10/11); FR: 1 at Michigan (9/24/11).



► **#59 JORDAN THOMAS**

DL, 6-1, 245, So.-1L
Redlands, Calif. (Redlands HS)

■ **2011:** Made his first collegiate start at defensive end against Cal Poly, registering a career-high two stops ... Starter again against Army, compiling five tackles to exceed his previous career total ... Combined for a tackle for loss with Jake Fely in the win over WSU ... Three stops at No. 22/21 Michigan ... Starter vs. TCU, assisting on a tackle for loss ... Assisted on a tackle in a start at Air Force.

■ **THOMAS' CAREER STATISTICS**

Career Statistics	G	UA-AT-TT	TFL-Yds.	Sacks	Int.	PBU	FF	FR
2010	13	2-0-2	0-0	0-0	0-0	0	0	0
2011	6	8-6-14	1.0-3	0-0	0-0	0	0	0
Totals	19	10-6-16	1.0-3	0-0	0-0	0	0	0

Career/2011 Highs: Tackles: 5 at Army (9/10/11); TFL: 0.5 vs. TCU (10/8/11), vs. WSU (9/17/11).

■ **THOMAS 2011 GAME-BY-GAME**

	G	UA-AT-TT	TFL-Yds.	Sacks	Int.	PBU	FF	FR
CAL POLY (9/3/11)*	1	1-1-2	0-0	0-0	0-0	0	0	0-0
at Army (9/10/11)*	1	4-1-5	0-0	0-0	0-0	0	0	0-0
WSU (9/17/11)*	1	0-1-1	0.5-2	0.5-2	0-0	0	0	0-0
at Mich (9/24/11)*	1	2-1-3	0-0	0-0	0-0	0	0	0-0
TCU (10/8/11)*	1	1-1-2	0.5-1	0-0	0-0	0	0	0-0
at AFA (10/13/11)*	1	0-1-1	0-0	0-0	0-0	0	0	0-0

* = Game started



► **#7 ALSTON UMUOLO**

TE, 6-4, 240, Sr.-3L,
Phoenix, Ariz. (Centennial HS)

■ **2011:** Reserve vs. Cal Poly, but did not log a catch ... Made his first starts since the 2010 opener against Army and WSU ... Recorded his first three receptions of the season vs. the Cougars, combining for 32 yards and highlighted by a 17-yard catch in the third quarter ... Came off the bench on both offense and special teams at Michigan ... Caught two passes for 34 yards, including a 27-yard touchdown at Air Force.

■ **UMUOLO'S CAREER STATISTICS**

Career Statistics	Receiving				
	G	No.	Yds.	TD	Avg.
2007	11	6	67	1	11.2
2008	10	14	110	0	7.9
2009	12	22	243	3	11.0
2010	2	3	19	0	6.3
2011	6	5	66	1	13.2
Totals	41	50	505	5	10.2

Career Highs: Receptions: 8 vs. UNLV (11/22/08); Receiving Yards: 74 vs. UNLV (11/22/07); Receiving TDs: 1, five times; Long Reception: 60 at CSU (10/24/09).

2011 Highs: Receptions: 3 vs. WSU (9/17/11); Receiving Yards: 34 at AFA (10/13/11); Receiving TDs: 1 at AFA (10/13/11); Long Reception: 27 at AFA (10/13/11).

■ **UMUOLO 2011 GAME-BY-GAME**

	Receiving			
	No.	Yds.	TD	Avg.
CAL POLY (9/3/11)	0	0	0	0.0
at Army (9/10/11)*	0	0	0	0.0
WSU (9/17/11)*	3	32	0	10.7
at Mich (9/24/11)	0	0	0	0.0
TCU (10/8/11)	0	0	0	0.0
at AFA (10/13/11)*	2	34	1	17.0

* = Game started



► **#40 CHAD YOUNG**

FB, 5-11, 225, So.-1L,
La Verne, Calif. (Glendora HS)

■ **2011:** Former walk-on, who was placed on scholarship before the start of the fall semester ... Played on both offense and special teams in the opener with Cal Poly ... First career starts at Army and vs. Washington State and Michigan ... Had his best career game thus far against TCU, scoring his first touchdown on his first career catch, while also recording the longest rush of his career (9 yards) and forcing a fumble on punt coverage to set up another Aztec score ... Had a catch (4 yards) and a rush (1 yard) for the second straight game at Air Force.

■ **YOUNG'S CAREER STATISTICS**

Career Statistics	Rushing					Receiving			
	G	Att.	Yds.	TD	Avg.	No.	Yds.	TD	Avg.
2010	12	2	4	0	2.0	0	0	0	0.0
2011	6	2	13	0	6.5	2	5	1	2.5
Totals	18	4	17	0	4.3	2	5	1	2.5

Career Highs: Carries: 1 at AFA (10/13/11), vs. TCU (10/8/11), vs. Navy (12/23/10), vs. UNLV (11/27/10); Rushing Yards: 9 vs. TCU (10/8/11); Long Rush: 9 vs. TCU (10/8/11); Receptions: 1 at AFA (10/13/11), vs. TCU (10/8/11); Receiving Yards: 4 vs. TCU (10/8/11); Receiving TDs: 1 vs. TCU (10/8/11); FF: 1 vs. TCU (10/8/11).

2011 Highs: Carries: 1 vs. TCU (10/8/11); Rushing Yards: 9 vs. TCU (10/8/11); Long Rush: 9 vs. TCU (10/8/11); Receptions: 1 at AFA (10/13/11), vs. TCU (10/8/11); Receiving Yards: 4 vs. TCU (10/8/11); Receiving TDs: 1 vs. TCU (10/8/11); FF: 1 vs. TCU (10/8/11).

LAST TIME IT HAPPENED

TEAM

San Diego State

Opponent

Scored, 60 or More PointsNov. 3, 1990, vs. Utah (66)
 Scored, 50 or More PointsSept. 22, 2007 vs. Portland State (52)
 Scored, 40 or More PointsOct. 13, 2011 at Air Force* (41)

Total Offense, 600 Yards or MoreSept. 27, 2008 vs. Idaho (603)
 Total Offense, 500 Yards or MoreSept. 17, 2011 vs. Washington State (500)
 Total Offense, 400 Yards or MoreOct. 13, 2011 at Air Force* (410)

Total Offense, 85 or More Plays.....Dec. 3, 2005, at Hawai'i (88)
 Total Offense, 75 or More Plays.....Sept. 24, 2011 at No. 22 Michigan (77)

30 or More First DownsNov. 27, 2010 vs. UNLV* (30)
 25 or More First DownsSept. 17, 2011 vs. Washington State (25)

Rushing, 400 Yards or MoreNov. 14, 1991 vs. Pacific (430)
 Rushing, 300 Yards or MoreOct. 6, 2001 vs. Eastern Illinois (356)
 Rushing, 70 or More AttemptsNov. 17, 1979 vs. Texas-El Paso (71)
 Rushing, 60 or More AttemptsNov. 15, 1980 at Texas-El Paso (67)
 Rushing, 50 or More AttemptsNov. 27, 2010 vs. UNLV* (51)
 Rushing, 7 or More Touchdowns.....Sept. 14, 1991 vs. Pacific (7)
 Rushing, 6 or More Touchdowns.....Oct. 5, 1991 at Hawai'i (6)
 Rushing, 5 or More Touchdowns.....Oct. 19, 1996 at New Mexico (5)
 Rushing, 4 or More Touchdowns.....Sept. 17, 2011 vs. Washington State (4)

Passing, 500 Yards or More.....Nov. 20, 2010 vs. No. 25 Utah* (528)
 Passing, 400 Yards or MoreNov. 20, 2010 vs. No. 25 Utah* (528)
 Passing, 300 Yards or MoreNov. 27, 2010 vs. UNLV* (338)
 Passing, 50 or More Attempts.....Nov. 20, 2010 vs. No. 25 Utah* (54)
 Passing, 40 or More Attempts.....Oct. 8, 2011 at TCU* (42)
 Passing, 30 or More Attempts.....Oct. 8, 2011 at TCU* (42)
 Passing, 30 or More Completions.....Nov. 20, 2010 vs. No. 25 Utah* (36)
 Passing, 25 or More Completions.....Nov. 20, 2010 vs. No. 25 Utah* (36)
 Passing, 20 or More Completions.....Sept. 24, 2011 at No. 22 Michigan (20)
 Passing, 6 or More Touchdowns.....Oct. 24, 2009 at Colorado State* (6)
 Passing, 5 or More Touchdowns.....Oct. 24, 2009 at Colorado State* (6)

Shut OutSept. 4, 2010 vs. Nicholls State (W, 47-0)
 Shut Out Through 3 Quarters.....Sept. 4, 2010 vs. Nicholls State (W, 47-0)
 Shut Out Through HalftimeSept. 25, 2010 vs. Utah State (W, 41-7)
 Shut Out Through 1 Quarter.....Dec. 23, 2010 vs. Navy (W, 35-14)

Recorded a SafetyOct. 31, 2009 vs. New Mexico (W, 23-20)
 Allowed No Offensive TouchdownsSept. 4, 2010 vs. Nicholls State (W, 47-0)

Allowed 200 Yards or Less Total OffenseSept. 4, 2010 vs. Nicholls State (171)
 Allowed 100 Yards or Less Total OffenseSept. 19, 1970 at North Texas State (59)

Allowed 50 Yards or Less Rushing.....Nov. 6, 2010 vs. Colorado State* (31)
 Allowed 100 Yards or Less Rushing.....Nov. 27, 2010 vs. UNLV* (67)
 Allowed 100 Yards or Less Passing.....Sept. 4, 2010 vs. Nicholls State (83)

Allowed 10 First Downs or Fewer.....Sept. 9, 2003 at No. 2/2 Ohio State (10)

Did Not Commit a Turnover.....Sept. 10, 2011 vs. Army (0)
 Recorded 6 or More TurnoversSept. 13, 2003 at Texas-El Paso (6)
 Recorded 5 or More TurnoversNov. 6, 2010 vs. Colorado State* (5)
 Intercepted 5 or More Passes.....Nov. 17, 2001 vs. Wyoming (6)
 Intercepted 4 or More Passes.....Aug. 31, 2006 vs. Texas-El Paso (4)
 Intercepted 3 or More Passes.....Sept. 12, 2009 vs. Southern Utah (3)
 Recovered 4 FumblesSept. 27, 2003 at UCLA (4)
 Recovered 3 FumblesSept. 10, 2011 vs. Army (3)

Scored a Defensive Touchdown.....Nov. 13, 2010 at No. 3/3 TCU*
 Recorded 10 or More Tackles For Loss.....Nov. 6, 2010 vs. Colorado State* (13.0)
 Recorded 5 or More Sacks.....Sept. 17, 2011 vs. Washington State (6.0)
 No PenaltiesNov. 3, 1973 at San Jose State (0)
 Time of Possession, 35 plus minutesSept. 17, 2011 vs. Washington State (35:43)

Nov. 15, 2008 vs. No. 7/8 Utah (63)
 Nov. 7, 2010 vs. No. 4/6 TCU* (55)
 Nov. 13, 2010 at No. 3/3 TCU* (40)

Nov. 24, 2007 vs. TCU* (694)
 Nov. 20, 2010 vs. No. 25 Utah* (500)
 Oct. 13, 2011 at Air Force* (419)

Nov. 13, 2010 at No. 3/3 TCU* (90)
 Oct. 13, 2011 at Air Force* (84)

Nov. 15, 2008 vs. No.8/7 Utah* (30)
 Oct. 13, 2011 at Air Force* (26)

Sept. 10, 2011 vs. Army (403)
 Sept. 24, 2011 at No. 22 Michigan (320)
 Sept. 10, 2011 vs. Army (77)
 Sept. 10, 2011 vs. Army (77)
 Oct. 8, 2011 at TCU* (52)

Nov. 16, 1996 at UNLV* (503)
 Sept. 22, 2007 vs. Portland State (445)
 Sept. 17, 2011 vs. Washington State (368)
 Sept. 18, 2010 at No. 25 Missouri (51)
 Sept. 17, 2011 vs. Washington State (42)
 Oct. 13, 2011 at Air Force* (37)

Sept. 18, 2010 at No. 25 Missouri (28)
 Oct. 13, 2011 at Air Force* (22)

Nov. 18, 2006 at TCU* (L, 0-52)
 Nov. 21, 2009 at No. 23/23 Utah* (L, 7-38)
 Oct. 8, 2011 at TCU* (L, 14-27)
 Sept. 24, 2011 at No. 22 Michigan (L, 7-28)

Aug. 30, 2008 vs. Cal Poly (L, 27-29)
 Sept. 13, 2008 at San Jose State (L, 10-35)

Oct. 11, 2008 vs. Air Force* (165)
 Oct. 4, 2008 at TCU*(85)

Nov. 13, 2010 at No. 3/3 TCU* (38)
 Sept. 17, 2011 vs. Washington State (51)
 Sept. 24, 2011 at No. 22 Michigan (93)

Nov. 13, 2010 at No. 3/3 TCU* (7)

Oct. 8, 2011 at TCU* (35:02)

INDIVIDUAL

Rushing, 300 Yards or More300, by Marshall Faulk vs. Hawai'i, W - 52-28, Nov. 14, 1992
 Rushing, 200 Yards or More228, by Ronnie Hillman vs. Navy, W - 35-14, Dec. 23, 2010
 Rushing, 150 Yards or More172, by Ronnie Hillman at Air Force, W - 41-27, Oct. 13, 2011
 Rushing, 100 Yards or More172, by Ronnie Hillman at Air Force, W - 41-27, Oct. 13, 2011
 Rushing, 40 Times or More40, by Lynell Hamilton vs. Wyoming, W - 25-20, Oct. 25, 2003
 Rushing, 35 Times or More40, by Lynell Hamilton vs. Wyoming, W - 25-20, Oct. 25, 2003
 Rushing, 30 Times or More32, by Ronnie Hillman vs. Washington State, W - 42-24, Sept. 17, 2011

LAST TIME IT HAPPENED

Rushing, 25 Times Or More	.27, by Ronnie Hillman at Air Force, W - 41-27, Oct. 13, 2011
Rushing, 4 Touchdowns or More	.4, by Ronnie Hillman vs. Washington State, W - 42-24, Sept. 17, 2011
Rushing, 3 Touchdowns or More	.4, by Ronnie Hillman vs. Washington State, W - 42-24, Sept. 17, 2011
Rushing, 2 Touchdowns or More	.2, by Ronnie Hillman at Air Force, W - 41-27, Oct. 13, 2011
Had a run of 80 yards or more	.93, by Ronnie Hillman at No. 25 Missouri, L - 24-27, Sept. 18, 2010
Had a run of 70 yards or more	.93, by Ronnie Hillman at No. 25 Missouri, L - 24-27, Sept. 18, 2010
Had a run of 60 yards or more	.65, by Ronnie Hillman vs. No. 23 Air Force, W - 27-25, Oct. 16, 2010
Had a run of 50 yards or more	.57, by Ronnie Hillman at Air Force, W - 41-27, Oct. 13, 2011

Passing, 500 Yards or More	.528, by Ryan Lindley vs. No. 25 Utah, L, 34-38, Nov. 20, 2010
Passing, 400 Yards or More	.528, by Ryan Lindley vs. No. 25 Utah, L, 34-38, Nov. 20, 2010
Passing, 300 Yards or More	.338, by Ryan Lindley vs. UNLV, W - 48-14, Nov. 27, 2010
Attempted 50 or more passes	.54, by Ryan Lindley vs. No. 25 Utah, L - 34-38, Nov. 20, 2010
Attempted 40 or more passes	.41, by Ryan Lindley vs. TCU, L - 14 -27, Oct. 8, 2011
Attempted 30 or more passes	.41, by Ryan Lindley vs. TCU, L - 14 -27, Oct. 8, 2011
Completed 40 or more passes	.40, by Todd Santos vs. Stanford, L 40-44, Oct. 17, 1987
Completed 35 or more passes	.36, by Ryan Lindley vs. No. 25 Utah, L - 34-38, Nov. 20, 2010
Completed 30 or more passes	.36, by Ryan Lindley vs. No. 25 Utah, L - 34-38, Nov. 20, 2010
Threw six touchdown passes	.6, by Ryan Lindley at Colorado State, W - 42-28, Oct. 24, 2009
Threw five touchdown passes	.6, by Ryan Lindley at Colorado State, W - 42-28, Oct. 24, 2009
Threw four touchdown passes	.4, by Ryan Lindley vs. Cal Poly, W - 49-21, Sept. 3, 2011
Threw three touchdown passes	.4, by Ryan Lindley vs. Cal Poly, W - 49-21, Sept. 3, 2011
Completed a pass of 80 yards or more	.90, by Vincent Brown from Ryan Lindley vs. No. 25 Utah, L - 34-38, Nov. 20, 2010
Completed a pass of 70 yards or more	.90, by Vincent Brown from Ryan Lindley vs. No. 25 Utah, L - 34-38, Nov. 20, 2010
Completed a pass of 60 yards or more	.68, by Colin Lockett from Ryan Lindley at Army, W - 23-20, Sept. 10, 2011
Completed a pass of 50 yards or more	.68, by Colin Lockett from Ryan Lindley at Army, W - 23-20, Sept. 10, 2011

RECEIVING

Caught 15 or more passes	.15, by DeMarco Sampson at Colorado State, W - 42-28, Oct. 24, 2009
Caught 10 or more passes	.12, by DeMarco Sampson vs. No. 25 Utah, L - 34-38, Nov. 20, 2010
Had 200 or more yards receiving	.257, by DeMarco Sampson at Colorado State, W - 42-28, Oct. 24, 2009
Had 150 or more yards receiving	.165, by Vincent Brown vs. Navy, W - 35-14, Dec. 23, 2010
Had 100 or more yards receiving	.113, by Colin Lockett at Army, W - 23-20, Sept. 10, 2011
Had two 100-yard receivers	.184, by Vincent Brown and 154, by De Marco Sampson vs. No. 25 Utah, L - 34-38, Nov. 20, 2010
Caught three or more TDs	.3, by Vincent Brown vs. No. 25 Utah, L - 34-38, Nov. 20, 2010
Caught two or more TDs	.2, by Gavin Escobar vs. Washington State, W - 42-24, Sept. 17, 2011

TOTAL OFFENSE

Had 500 or more yards total offense	.518, by Ryan Lindley vs. No. 25 Utah, L - 34-38, Nov. 20, 2010
Had 400 or more yards total offense	.518, by Ryan Lindley vs. No. 25 Utah, L - 34-38, Nov. 20, 2010
Had 100 yards both passing and rushing	.229 (passing), 101 (rushing), by Kevin O'Connell at Brigham Young, L, 16-49, Nov. 6, 2004

SCORING

Accounted for four or more TDs	.4, by Ronnie Hillman vs. Washington State, W - 42-24, Sept. 17, 2011
Accounted for three or more TDs	.4, by Ronnie Hillman vs. Washington State, W - 42-24, Sept. 17, 2011

RETURNS

Returned a fumble for a touchdown	.0, by Jerome Long at No. 3/3 TCU, L - 35-45, Nov. 13, 2010
Returned an interception for a touchdown	.55, by Luke Laolagi at UNLV, L - 24-28, Nov. 28, 2009
Returned a kickoff for a touchdown	.98, by Brandon Davis at Air Force, W - 41-27, Oct. 13, 2011
Returned a punt for a touchdown	.87, by Kyle Conerly vs. UNLV, W - 31-21, Oct. 26, 2002
Returned a two-point conversion	.by Leon McFadden vs. Southern Utah, W - 35-19, Sept. 12, 2009
Returned a blocked punt for a touchdown	.by Freddy Keiaho vs. New Mexico, L - 24-47, Oct. 22, 2005
Returned a blocked field goal for a touchdown	.Has not happened since start of 2003 season

DEFENSE

Intercepted two or more passes	.2, by Larry Parker vs. Washington State, W - 42-24, Sept. 17, 2011
Recovered three or more fumbles	.Never
Recovered two or more fumbles	.2, by Kirk Morrison at New Mexico, L - 8-15, Nov. 9, 2002
Recorded 15 or more tackles	.21, by Corey Boudreaux and 18, by Andrew Preston, vs. Air Force, L - 10-35, Oct. 11, 2008
Recorded 10 or more tackles	.13, by Jerome Long vs. TCU, L - 14-27, Oct. 8, 2011
Recorded two quarterback sacks in a game	.2.0, by Jerome Long vs. Washington State, W - 42-24, Sept. 17, 2011
Recorded three or more quarterback sacks in a game	.3.0, by Heath Farwell vs. Nevada, W - 27-10, Sept. 25, 2004

SPECIAL TEAMS

Scored 15 or more points kicking	.16, by Tommy Kirovski at Hawaii, L - 40-41, Dec. 7, 2002
Scored 10 or more points kicking	.12, by Abel Perez vs. UNLV, W - 48-14, Nov. 27, 2010
Kicked five or more field goals	.Never
Kicked four or more field goals	.4, by J.C. Mejia vs. Wyoming, W - 25-20, Oct. 25, 2003
Kicked two field goals of 50 or more yards	.51 and 50, by Chris O'Brien vs. New Mexico, W - 37-31, Nov. 17, 1984
Kicked a 50-yard field goal	.53, by Abel Perez vs. UNLV, W - 48-14, Nov. 27, 2010
Kicked a punt 70 or more yards	.89, by Brian Stahovich at Wyoming, W - 48-38, Oct. 30, 2010
Kicked a punt 60 or more yards	.89, by Brian Stahovich at Wyoming, W - 48-38, Oct. 30, 2010
Punted nine or more times	.9, by Brian Stahovich at No. 3/3 TCU, L - 35-40, Nov. 13, 2010
Totaled 100 or more kick return yards	.123, by Colin Lockett vs. Washington State, W - 42-24, Sept. 17, 2011
Totaled 100 or more punt return yards	.107, by Kyle Conerly vs. UNLV, W, 31-21, Oct. 26, 2002
Blocked a punt	.by Freddy Dunkle vs. Colorado State, W - 17-6, Dec. 2, 2006
Blocked a field goal	.by Jerome Long vs. Colorado State, W - 24-19, Nov. 6, 2010
Blocked a PAT	.by Leon McFadden vs. Southern Utah, W - 35-19, Sept. 12, 2009

2011 SAN DIEGO STATE STATISTICS

Date	Opponent	Score	Att.
Sep 3, 2011	CAL POLY	W 49-21	34384
Sep 10, 2011	at Army	W 23-20	26778
Sep 17, 2011	WASHINGTON STATE	W 42-24	57286
Sep 24, 2011	at Michigan	L 7-28	110707
* Oct 08, 2011	TCU	L 14-27	44248
* Oct 13, 2011	at Air Force	W 41-27	27490

Record:	Overall	Home	Away	Neutral
All games	4-2	2-1	2-1	0-0
Conference	1-1	0-1	1-0	0-0
Non-Conference	3-1	2-0	1-1	0-0

Rushing	gp	att	gain	loss	net	avg	td	lg	avg/g
HILLMAN, Ronnie	6	145	867	34	833	5.7	10	59	138.8
KAZEE, Walter	6	46	228	8	220	4.8	0	41	36.7
GARRETT, Dwayne	1	5	17	0	17	3.4	0	7	17.0
YOUNG, Chad	6	2	13	0	13	6.5	0	9	2.2
LOCKETT, Colin	6	2	13	0	13	6.5	0	8	2.2
MCFADDEN, Leon	6	2	10	5	5	2.5	0	10	0.8
TEAM	4	3	0	4	-4	-1.3	0	0	-1.0
LINDLEY, Ryan	6	7	15	36	-21	-3.0	0	9	-3.5
Total	6	212	1163	87	1076	5.1	10	59	179.3
Opponents	6	295	1514	174	1340	4.5	12	53	223.3

Team Statistics	SDSU	OPP
FIRST DOWNS	118	122
Rushing	51	74
Passing	61	40
Penalty	6	8
RUSHING YARDAGE	1076	1340
Rushing Attempts	212	295
Average Per Rush	5.1	4.5
Average Per Game	179.3	223.3
TDs Rushing	10	12
PASSING YARDAGE	1290	1087
Comp-Att-Int	98-194-4	73-139-8
Average Per Pass	6.6	7.8
Average Per Catch	13.2	14.9
Average Per Game	215.0	181.2
TDs Passing	12	7
TOTAL OFFENSE	2366	2427
Average Per Play	5.8	5.6
Average Per Game	394.3	404.5
KICK RETURNS: #-Yards	27-616	17-436
PUNT RETURNS: #-Yards	10-84	7-23
INT RETURNS: #-Yards	8-94	4-67
FUMBLES-LOST	7-6	20-11
PENALTIES-Yards	26-228	28-254
PUNTS-AVG	28-42.3	28-40.9
TIME OF POSSESSION/Game	28:31	31:29
3RD-DOWN Conversions	41/91	38/87
4TH-DOWN Conversions	3/10	9/13

Passing	gp	effic	comp-att-int	pct	yds	td	lg	avg/g
LINDLEY, Ryan	6	123.20	97-192-4	50.5	1285	12	68	214.2
DINGWELL, Adam	2	0.00	0-1-0	0.0	0	0	0	0.0
STAHOVICH, Bria	6	142.00	1-1-0	100.0	5	0	5	0.8
Total	6	122.66	98-194-4	50.5	1290	12	68	215.0
Opponents	6	123.32	73-139-8	52.5	1087	7	80	181.2

Interceptions	no.	yds	avg	td	lg
PARKER, Larry	5	54	10.8	0	32
BERHE, Nat	1	0	0.0	0	0
MCFADDEN, Leon	1	23	23.0	0	23
SILUANO, Rene	1	17	17.0	0	17

Receiving	gp	no.	yds	avg	td	lg	avg/g
LOCKETT, Colin	6	25	429	17.2	4	68	71.5
DENSO, Dylan	6	24	335	14.0	2	33	55.8
ESCOBAR, Gavin	6	16	226	14.1	4	39	37.7
HILLMAN, Ronnie	6	13	89	6.8	0	25	14.8
UMUOLO, Alston	6	5	66	13.2	1	27	11.0
KAZEE, Walter	6	5	61	12.2	0	20	10.2
QUIGLEY, Bryce	6	5	42	8.4	0	12	7.0
RUSSELL, Marcus	6	2	32	16.0	0	17	5.3
YOUNG, Chad	6	2	5	2.5	1	4	0.8
RIVERA, Emilio	6	1	5	5.0	0	5	0.8
Total	6	98	1290	13.2	12	68	215.0
Opponents	6	73	1087	14.9	7	80	181.2

Punting	no.	yds	avg	lg	tb	fc	i20	50+	blk
STAHOVICH, Bria	28	1185	42.3	59	3	12	9	7	0

Field Goals	fg	pct.	01-19	20-29	30-39	40-49	50-99	lg	blk
PEREZ, Abelardo	3-6	50.0	0-0	2-2	0-1	1-3	0-0	42	1

Punt Returns	no.	yds	avg	td	lg
MCFADDEN, Leon	5	40	8.0	0	26
PARKER, Larry	5	44	8.8	0	22
Total	10	84	8.4	0	26
Opponents	7	23	3.3	0	21

Scoring	td	fg	PAT				dxp	saf	pts
			kick	rush	rcv	pass			
HILLMAN, Ronnie	10	-	-	-	-	-	-	60	
PEREZ, Abelardo	-	3-6	23-24	-	-	-	-	32	
LOCKETT, Colin	5	-	-	-	-	-	-	30	
ESCOBAR, Gavin	4	-	-	-	-	-	-	24	
DENSO, Dylan	2	-	-	-	-	-	-	12	
YOUNG, Chad	1	-	-	-	-	-	-	6	
UMUOLO, Alston	1	-	-	-	-	-	-	6	
DAVIS, Brandon	1	-	-	-	-	-	-	6	
Total	24	3-6	23-24	-	-	-	-	176	
Opponents	19	5-6	18-19	-	-	-	-	147	

Kick Returns	no.	yds	avg	td	lg
LOCKETT, Colin	22	482	21.9	1	94
DAVIS, Brandon	2	119	59.5	1	98
QUIGLEY, Bryce	1	3	3.0	0	3
KAZEE, Walter	1	12	12.0	0	12
SHIELDS, D.J.	1	0	0.0	0	0
Total	27	616	22.8	2	98
Opponents	17	436	25.6	0	37

Score by Quarters	1st	2nd	3rd	4th	OT	Total
San Diego State	45	28	44	59	0	176
Opponents	48	52	13	34	0	147

All Purpose	g	rush	rcv	pr	kr	ir	total	avg/g
LOCKETT, Colin	6	13	429	0	482	0	924	154.0
HILLMAN, Ronni	6	833	89	0	0	0	922	153.7
DENSO, Dylan	6	0	335	0	0	0	335	55.8
KAZEE, Walter	6	220	61	0	12	0	293	48.8
ESCOBAR, Gavi	6	0	226	0	0	0	226	37.7
Total	6	1076	1290	84	616	94	3160	526.7
Opponents	6	1340	1087	23	436	67	2953	492.2

Total Offense	g	plays	rush	pass	total	avg/g
LINDLEY, Ryan	6	199	-21	1285	1264	210.7
HILLMAN, Ronnie	6	145	833	0	833	138.8
KAZEE, Walter	6	46	220	0	220	36.7
GARRETT, Dwayne	1	5	17	0	17	17.0
YOUNG, Chad	6	2	13	0	13	2.2
Total	6	406	1076	1290	2366	394.3
Opponents	6	434	1340	1087	2427	404.5

2011 TEAM STATISTICS

Team Statistics	SDSU	OPP
SCORING	176	147
Points Per Game	29.3	24.5
FIRST DOWNS	118	122
Rushing	51	74
Passing	61	40
Penalty	6	8
RUSHING YARDAGE	1076	1340
Yards gained rushing	1163	1514
Yards lost rushing	87	174
Rushing Attempts	212	295
Average Per Rush	5.1	4.5
Average Per Game	179.3	223.3
TDs Rushing	10	12
PASSING YARDAGE	1290	1087
Comp-Att-Int	98-194-4	73-139-8
Average Per Pass	6.6	7.8
Average Per Catch	13.2	14.9
Average Per Game	215.0	181.2
TDs Passing	12	7
TOTAL OFFENSE	2366	2427
Total Plays	406	434
Average Per Play	5.8	5.6
Average Per Game	394.3	404.5
KICK RETURNS: #-Yards	27-616	17-436
PUNT RETURNS: #-Yards	10-84	7-23
INT RETURNS: #-Yards	8-94	4-67
KICK RETURN AVERAGE	22.8	25.6
PUNT RETURN AVERAGE	8.4	3.3
INT RETURN AVERAGE	11.8	16.8
FUMBLES-LOST	7-6	20-11
PENALTIES-Yards	26-228	28-254
Average Per Game	38.0	42.3
PUNTS-Yards	28-1185	28-1145
Average Per Punt	42.3	40.9
Net punt average	39.4	35.8
TIME OF POSSESSION/Game	28:31	31:29
3RD-DOWN Conversions	41/91	38/87
3rd-Down Pct	45%	44%
4TH-DOWN Conversions	3/10	9/13
4th-Down Pct	30%	69%
SACKS BY-Yards	14-103	3-33
MISC YARDS	0	0
TOUCHDOWNS SCORED	24	19
FIELD GOALS-ATTEMPTS	3-6	5-6
ON-SIDE KICKS	0-0	0-0
RED-ZONE SCORES	(15-20) 75%	(14-16) 88%
RED-ZONE TOUCHDOWNS	(13-20) 65%	(12-16) 75%
PAT-ATTEMPTS	(23-24) 96%	(18-19) 95%
ATTENDANCE	135918	164975
Games/Avg Per Game	3/45306	3/54992
Neutral Site Games		0/0

Score by Quarters	1st	2nd	3rd	4th	OT	Total
San Diego State	45	28	44	59	0	176
Opponents	48	52	13	34	0	147

2011 INDIVIDUAL STATISTICS

Rushing	gp	att	gain	loss	net	avg	td	lg	avg/g
HILLMAN, Ronnie	6	145	867	34	833	5.7	10	59	138.8
KAZEE, Walter	6	46	228	8	220	4.8	0	41	36.7
GARRETT, Dwayne	1	5	17	0	17	3.4	0	7	17.0
LOCKETT, Colin	6	2	13	0	13	6.5	0	8	2.2
YOUNG, Chad	6	2	13	0	13	6.5	0	9	2.2
MCFADDEN, Leon	6	2	10	5	5	2.5	0	10	0.8
TEAM	4	3	0	4	-4	-1.3	0	0	-1.0
LINDLEY, Ryan	6	7	15	36	-21	-3.0	0	9	-3.5
Total	6	212	1163	87	1076	5.1	10	59	179.3
Opponents	6	295	1514	174	1340	4.5	12	53	223.3

Passing	gp	effic	comp-att-int	pct	yds	td	lg	avg/g
LINDLEY, Ryan	6	123.20	97-192-4	50.5	1285	12	68	214.2
STAHOVICH, Bria	6	142.00	1-1-0	100.0	5	0	5	0.8
DINGWELL, Adam	2	0.00	0-1-0	0.0	0	0	0	0.0
Total	6	122.66	98-194-4	50.5	1290	12	68	215.0
Opponents	6	123.32	73-139-8	52.5	1087	7	80	181.2

Receiving	gp	no.	yds	avg	td	lg	avg/g
LOCKETT, Colin	6	25	429	17.2	4	68	71.5
DENSO, Dylan	6	24	335	14.0	2	33	55.8
ESCOBAR, Gavin	6	16	226	14.1	4	39	37.7
HILLMAN, Ronnie	6	13	89	6.8	0	25	14.8
UMUOLO, Alston	6	5	66	13.2	1	27	11.0
KAZEE, Walter	6	5	61	12.2	0	20	10.2
QUIGLEY, Bryce	6	5	42	8.4	0	12	7.0
RUSSELL, Marcus	6	2	32	16.0	0	17	5.3
YOUNG, Chad	6	2	5	2.5	1	4	0.8
RIVERA, Emilio	6	1	5	5.0	0	5	0.8
Total	6	98	1290	13.2	12	68	215.0
Opponents	6	73	1087	14.9	7	80	181.2

Punt Returns	no.	yds	avg	td	lg
PARKER, Larry	5	44	8.8	0	22
MCFADDEN, Leon	5	40	8.0	0	26
Total	10	84	8.4	0	26
Opponents	7	23	3.3	0	21

Interceptions	no.	yds	avg	td	lg
PARKER, Larry	5	54	10.8	0	32
SILUANO, Rene	1	17	17.0	0	17
BERHE, Nat	1	0	0.0	0	0
MCFADDEN, Leon	1	23	23.0	0	23
Total	8	94	11.8	0	32
Opponents	4	67	16.8	0	26

Kick Returns	no.	yds	avg	td	lg
LOCKETT, Colin	22	482	21.9	1	94
DAVIS, Brandon	2	119	59.5	1	98
SHIELDS, D.J.	1	0	0.0	0	0
QUIGLEY, Bryce	1	3	3.0	0	3
KAZEE, Walter	1	12	12.0	0	12
Total	27	616	22.8	2	98
Opponents	17	436	25.6	0	37

Fumble Returns	no.	yds	avg	td	lg
Total	0	0	0.0	0	0
Opponents	0	0	0.0	0	0

2011 INDIVIDUAL STATISTICS

Scoring	td	fg	PAT				dxp	saf	pts
			kick	rush	rcv	pass			
HILLMAN, Ronnie	10	-	-	-	-	-	-	60	
PEREZ, Abelardo	-	3-6	23-24	-	-	-	-	32	
LOCKETT, Colin	5	-	-	-	-	-	-	30	
ESCOBAR, Gavin	4	-	-	-	-	-	-	24	
DENSO, Dylan	2	-	-	-	-	-	-	12	
YOUNG, Chad	1	-	-	-	-	-	-	6	
DAVIS, Brandon	1	-	-	-	-	-	-	6	
UMUOLO, Alston	1	-	-	-	-	-	-	6	
Total	24	3-6	23-24	-	-	-	-	176	
Opponents	19	5-6	18-19	-	-	-	-	147	

Total Offense	g	plays	rush	pass	total	avg/g
LINDLEY, Ryan	6	199	-21	1285	1264	210.7
HILLMAN, Ronnie	6	145	833	0	833	138.8
KAZEE, Walter	6	46	220	0	220	36.7
GARRETT, Dwayne	1	5	17	0	17	17.0
LOCKETT, Colin	6	2	13	0	13	2.2
YOUNG, Chad	6	2	13	0	13	2.2
MCFADDEN, Leon	6	2	5	0	5	0.8
STAHOVICH, Bria	6	1	0	5	5	0.8
TEAM	4	3	-4	0	-4	-1.0
Total	6	406	1076	1290	2366	394.3
Opponents	6	434	1340	1087	2427	404.5

Field Goals	fg	pct.	01-19	20-29	30-39	40-49	50-99	lg	blk
PEREZ, Abelardo	3-6	50.0	0-0	2-2	0-1	1-3	0-0	42	1

FG Sequence	San Diego State	Opponents
Cal Poly	46	-
Army	(42)	-
Washington State	39	(48)
Michigan	-	40
TCU	-	(47),(21)
Air Force	(27),(25),41	(44),(31)

Punting	no.	yds	avg	lg	tb	fc	i20	50+	blk
STAHOVICH, Bria	28	1185	42.3	59	3	12	9	7	0
Total	28	1185	42.3	59	3	12	9	7	0
Opponents	28	1145	40.9	57	3	8	5	5	0

Kickoffs	no.	yds	avg	tb	ob	retn	net	ydl
PEREZ, Abelardo	33	2234	67.7	16	0			
Total	33	2234	67.7	16	0	25.6	44.8	25
Opponents	29	1824	62.9	3	0	22.8	39.6	30

Numbers in (parentheses) indicate field goal was made.

STAHOVICH PUNT-BY-PUNT

Opponent	From	To	Yds	Return	Net	FP
Cal Poly	SD 28	CP 26	46	5	41	CP 31
	SD 46	CP 18	36	fair catch	36	*CP 18
	SD 43	CP 7	50	fair catch	50	**CP 7
	CP 36	CP 0	36	touchback	16	CP 20
	SD 29	CP 36	35	0	35	CP 36
	SD 47	CP 3	50	fair catch	50	**CP 3
at Army	ARMY 38	ARMY 9	29	downed	29	ARMY 20
	SD 33	ARMY 8	59	10	49	*ARMY 18
	SD 45	ARMY 0	55	touchback	35	ARMY 29
	SD 46	ARMY 5	49	12	37	*ARMY 17
	SD 36	ARMY 16	48	fair catch	48	*ARMY 16
Washington St.	SD 41	WSU 20	39	fair catch	39	WSU 20
	SD 46	WSU 0	54	touchback	34	WSU 20
	SD 39	WSU 32	29	out-of-bounds	39	^WSU 22
	SD 35	WSU 21	44	fair catch	44	WSU 21
	SD 18	WSU 49	33	downed	33	WSU 49
at Michigan	SD 26	UM 39	35	0	35	UM 39
	SD 31	UM 29	40	fair catch	40	UM 29
	UM 43	UM 19	24	fair catch	24	*UM 19
	SD 45	UM 3	52	21	31	UM 24
	SD 24	UM 30	46	fair catch	46	UM 30
TCU	UM 40	UM 8	32	fair catch	32	**UM 8
	SD 17	TC 34	49	out-of-bounds	49	TC 34
	SD 33	TC 22	45	downed	45	TC 22
	SD 18	TC 42	40	downed	40	TC 42
at Air Force	SD 15	TC 40	45	0	45	N/A
	SD 33	AF 38	29	fair catch	29	AF 38
	SD 20	AF 24	46	fair catch	46	AF 24

* - indicates possession ended inside opponent 20

** - indicates possession ended inside opponent 10

^ - indicates there was a penalty on the play, resulting in a new spot

N/A - indicates the punt returner fumbled and lost possession

2011 INDIVIDUAL STATISTICS

All Purpose	g	rush	rcv	pr	kr	ir	total	avg/g
LOCKETT, Colin	6	13	429	0	482	0	924	154.0
HILLMAN, Ronni	6	833	89	0	0	0	922	153.7
DENSO, Dylan	6	0	335	0	0	0	335	55.8
KAZEE, Walter	6	220	61	0	12	0	293	48.8
ESCOBAR, Gavi	6	0	226	0	0	0	226	37.7
DAVIS, Brandon	3	0	0	0	119	0	119	39.7
PARKER, Larry	6	0	0	44	0	54	98	16.3
MCFADDEN, Le	6	5	0	40	0	23	68	11.3
UMUOLO, Alsto	6	0	66	0	0	0	66	11.0
QUIGLEY, Bryce	6	0	42	0	3	0	45	7.5
RUSSELL, Marc	6	0	32	0	0	0	32	5.3
YOUNG, Chad	6	13	5	0	0	0	18	3.0
GARRETT, Dwa	1	17	0	0	0	0	17	17.0
SILUANO, Rene	6	0	0	0	0	17	17	2.8
RIVERA, Emilio	6	0	5	0	0	0	5	0.8
TEAM	4	-4	0	0	0	0	-4	-1.0
LINDLEY, Ryan	6	-21	0	0	0	0	-21	-3.5
Total	6	1076	1290	84	616	94	3160	526.7
Opponents	6	1340	1087	23	436	67	2953	492.2

2011 DEFENSIVE STATISTICS

##	Defensive Leaders	gp	Tackles				tfl/yds	Sacks no-yds	Pass defense			Fumbles		blkd	
			ua	a	tot				int-yds	brup	qbh	rcv-yds	ff	kick	saf
94	LONG, Jerome	6	24	15	39	6.0-26	4.0-23	1	.	.	
9	BURRIS, Miles	6	21	17	38	9.0-40	3.0-29	.	.	.	2-0	.	.	.	
29	PARKER, Larry	6	22	11	33	0.5-0	.	5-54	4	.	1-0	3	.	.	
42	FELY, Jake	6	15	17	32	3.5-11	1.0-7	3	.	.	
31	KETCHUM, Logan	6	16	14	30	1.5-5	1-0	.	.	.	
20	BERHE, Nat	6	19	9	28	.	.	1-0	2	
9A	SILUANO, Rene	6	12	10	22	1.0-1	.	1-17	1	.	1-0	.	.	.	
36	TENHAEFF, Nick	6	19	3	22	1-0	1	.	.	
2	MCFADDEN, Leon	6	16	5	21	.	.	1-23	7	
49	AUTELE, J.J.	6	15	6	21	2.0-2	
44	ANDREWS, Rob	4	10	7	17	1.0-5	1-0	1	.	.	
59	THOMAS, Jordan	6	8	6	14	1.0-3	
41	STEVENS, Khalid	6	5	8	13	.	.	.	1	
6	LEMON, Gabe	6	8	5	13	.	.	.	2	
26	ANDREWS, Marcus	6	7	5	12	.	.	.	1	.	1-0	1	.	.	
54	BARKSDALE, Deme	6	8	4	12	2.5-9	2.0-7	.	.	.	1-0	1	.	.	
37	HARRIS, Vaness	6	8	3	11	2.5-8	2-0	.	.	.	
93	GIBBS, Larry	6	4	5	9	0.5-2	
35	HOLDER, King	6	7	1	8	.	.	.	1	
97	ONUOHA, Dontrel	3	6	1	7	2.0-7	1.0-6	
5	HEMMINGS, Dey J	6	4	3	7	.	.	.	3	
48	GAVERT, Josh	6	3	2	5	
91	TRUJILLO, Frede	3	3	2	5	1.0-7	1.0-7	1	.	.	
43	WILLIAMS, Ross	6	2	1	3	
46	DRIVER, Jacob	5	.	3	3	
98	MEREDITH, Sam	6	3	.	3	1.0-2	
27	PINKINS, Eric	6	1	2	3	
40	YOUNG, Chad	6	2	.	2	1	.	.	
11	DAVIS, Brandon	3	1	1	2	
4	HORN, Romeo	5	2	.	2	
90	BEED, Everett	1	1	1	2	1.0-13	1.0-13	
38	PEREZ, Abelardo	6	2	.	2	
TM	TEAM	4	1	.	1	1.0-11	1.0-11	1	.	.	
34	KAZEE, Walter	6	1	.	1	
24	LOCKETT, Colin	6	.	1	1	
47	GALEA, Cody	4	1	.	1	1.0-5	
71	JOHNSON, Alec	6	1	.	1	
4B	ROBERTS, Adam	5	1	.	1	
	Total	6	279	168	447	38-157	14-103	8-94	22	.	11-0	14	.	.	
	Opponents	6	248	110	358	20-77	3-33	4-67	22	.	6-0	6	1	.	

RED ZONE STATISTICS

San Diego State Inside Opponent Red-Zone

Date	Opponent	Score	Times In RZ	Times Scored	Total Pts	Rush TDs	Pass TDs	FGs Made	Failed to score inside RZ						
									FGA	Down	Int	Fumb	Half	Game	
Sep 3, 2011	CAL POLY	W 49-21	4	4	28	4	1	3	0	0	0	0	0	0	0
Sep 10, 2011	at Army	W 23-20	2	2	13	2	2	0	0	0	0	0	0	0	0
Sep 17, 2011	WASHINGTON STATE	W 42-24	5	4	28	4	3	1	0	0	0	0	1	0	0
Sep 24, 2011	at Michigan	L 7-28	3	1	7	1	0	1	0	0	1	0	1	0	0
Oct 08, 2011	TCU	L 14-27	4	2	14	2	0	2	0	0	1	0	1	0	0
Oct 13, 2011	at Air Force	W 41-27	2	2	6	0	0	0	2	0	0	0	0	0	0
Totals			20	15	96	13	6	7	2	0	2	0	3	0	0
15 of 20 (75.0%)															

Opponents Inside San Diego State Red-Zone

Date	Opponent	Score	Times In RZ	Times Scored	Total Pts	Rush TDs	Pass TDs	FGs Made	Failed to score inside RZ						
									FGA	Down	Int	Fumb	Half	Game	
Sep 3, 2011	CAL POLY	W 49-21	3	3	21	3	3	0	0	0	0	0	0	0	0
Sep 10, 2011	at Army	W 23-20	3	3	20	3	3	0	0	0	0	0	0	0	0
Sep 17, 2011	WASHINGTON STATE	W 42-24	0	0	0	0	0	0	0	0	0	0	0	0	0
Sep 24, 2011	at Michigan	L 7-28	3	3	21	3	3	0	0	0	0	0	0	0	0
Oct 08, 2011	TCU	L 14-27	4	2	10	1	1	0	1	0	0	1	0	1	0
Oct 13, 2011	at Air Force	W 41-27	3	3	17	2	1	1	1	0	0	0	0	0	0
Totals			16	14	89	12	11	1	2	0	0	1	0	1	0
14 of 16 (87.5%)															

2011 SAN DIEGO STATE GAME-BY-GAME

Date	Opponent	Rushing				Receiving				Passing				Kick Returns				Punt Returns				tot off
		no.	yds	td	lg	no.	yds	td	lg	cmp-att-int	yds	td	lg	no.	yds	td	lg	no.	yds	td	lg	
Sep 3	CAL POLY	49	289	2	41	15	203	4	59	15-28-0	203	4	59	4	143	1	94	2	17	0	17	492
Sep 10	at Army	25	146	2	20	8	146	1	68	8-18-0	146	1	68	3	24	0	21	1	9	0	9	292
Sep 17	WASHINGTON STATE	44	227	4	59	21	273	2	25	21-37-1	273	2	25	5	123	0	44	3	29	0	26	500
Sep 24	at Michigan	29	123	0	30	23	253	1	30	23-48-0	253	1	30	4	75	0	29	2	22	0	22	376
Oct 08	TCU	30	90	0	20	16	206	2	39	16-42-3	206	2	39	6	101	0	22	1	5	0	5	296
Oct 13	at Air Force	35	201	2	57	15	209	2	33	15-21-0	209	2	33	5	150	1	98	1	2	0	2	410
San Diego State		212	1076	10	59	98	1290	12	68	98-194-4	1290	12	68	27	616	2	98	10	84	0	26	2366
		295	1340	12	53	73	1087	7	80	73-139-8	1087	7	80	17	436	0	37	7	23	0	21	2427

Games played: 6
 Avg per rush: 5.1
 Avg per catch: 13.2
 Pass efficiency: 122.66
 Kick ret avg: 22.8
 Punt ret avg: 8.4
 All purpose avg/game: 526.7
 Total offense avg/gm: 394.3

Date	Opponent	Tackles				Sacks	Fumble		Pass Defense			Blkd	PAT Attempts			saf	pts	
		ua	a	total	tfl-yds	no-yds	ff	fr-yds	int-yds	qbh	brup	kick	kick	rush	rcv			
Sep 3	CAL POLY	48	14	62	9.0-29	2.0-14	1	1-0	0-0	0	2	0	7-7	0	0	0	0	49
Sep 10	at Army	60	38	98	2.0-11	1.0-6	5	3-0	0-0	0	5	0	2-3	0	0	0	0	23
Sep 17	WASHINGTON STATE	41	18	59	9.0-50	6.0-44	3	2-0	2-32	0	6	0	6-6	0	0	0	0	42
Sep 24	at Michigan	37	24	61	4.0-9	0.0-0	2	2-0	2-0	0	1	0	1-1	0	0	0	0	7
Oct 08	TCU	52	30	82	5.0-21	1.0-14	2	2-0	2-23	0	4	0	2-2	0	0	0	0	14
Oct 13	at Air Force	41	44	85	9.0-37	4.0-25	1	1-0	2-39	0	4	0	5-5	0	0	0	0	41
San Diego State		279	168	447	38.0-157	14.0-103	14	11-0	8-94	0	22	0	23-24	0	0	0	0	176
		248	110	358	20.0-77	3.0-33	6	6-0	4-67	0	22	1	18-19	0	0	0	0	147

Date	Opponent	Punting										Field Goals			Kickoffs				
		no.	yds	avg	long	blkd	tb	fc	50+	i20	md-att	long	blkd	no.	yds	avg	tb	ob	
Sep 3	CAL POLY	6	253	42.2	50	0	1	3	2	3	0-1	0	0	8	532	66.5	2	0	
Sep 10	at Army	5	240	48.0	59	0	1	1	2	4	1-1	42	0	5	333	66.6	1	0	
Sep 17	WASHINGTON STATE	5	199	39.8	54	0	1	2	1	0	0-1	0	0	7	477	68.1	1	0	
Sep 24	at Michigan	6	229	38.2	52	0	0	4	1	2	0-0	0	0	2	140	70.0	2	0	
Oct 08	TCU	4	179	44.8	49	0	0	0	0	0	0-0	0	0	3	207	69.0	2	0	
Oct 13	at Air Force	2	85	42.5	56	0	0	2	1	0	2-3	27	1	8	545	68.1	8	0	
San Diego State		28	1185	42.3	59	0	3	12	7	9	3-6	42	1	33	2234	67.7	16	0	
		28	1145	40.9	57	0	3	8	5	5	5-6	48	0	29	1824	62.9	3	0	

2011 OPPONENT GAME-BY-GAME

Date	Opponent	Rushing				Receiving				Passing				Kick Returns			Punt Returns				tot off	
		no.	yds	td	lg	no.	yds	td	lg	cmp-att-int	yds	td	lg	no.	yds	td	lg	no.	yds	td		lg
Sep 3	CAL POLY	46	137	3	23	7	147	0	52	7-14-0	147	0	52	6	162	0	31	1	5	0	5	284
Sep 10	at Army	77	403	3	31	2	43	0	24	2-7-0	43	0	24	4	96	0	29	2	22	0	12	446
Sep 17	WASHINGTON STATE	28	51	0	11	20	368	3	80	20-42-2	368	3	80	6	159	0	37	0	0	0	0	419
Sep 24	at Michigan	45	320	4	53	8	93	0	32	8-17-2	93	0	32	0	0	0	0	2	21	0	21	413
Oct 08	TCU	52	234	1	24	14	212	2	39	14-22-2	212	2	39	1	19	0	19	2	-25	0	0	446
Oct 13	at Air Force	47	195	1	33	22	224	2	33	22-37-2	224	2	33	0	0	0	0	0	0	0	0	419
Opponents		295	1340	12	53	73	1087	7	80	73-139-8	1087	7	80	17	436	0	37	7	23	0	21	2427
		212	1076	10	59	98	1290	12	68	98-194-4	1290	12	68	27	616	2	98	10	84	0	26	2366

Games played: 6
 Avg per rush: 4.5
 Avg per catch: 14.9
 Pass efficiency: 123.32
 Kick ret avg: 25.6
 Punt ret avg: 3.3
 All purpose avg/game: 492.2
 Total offense avg/gm: 404.5

Date	Opponent	Tackles				Sacks	Fumble		Pass Defense			Blkd	PAT Attempts			saf	pts
		ua	a	total	tfl-yds	no-yds	ff	fr-yds	int-yds	qbh	brup	kick	kick	rush	rcv		
Sep 3	CAL POLY	53	10	63	2.0-4	0.0-0	0	0-0	0-0	0	7	0	3-3	0	0	0	21
Sep 10	at Army	24	8	32	2.0-15	1.0-11	0	0-0	0-0	0	1	0	2-3	0	0	0	20
Sep 17	WASHINGTON STATE	59	14	73	5.0-19	0.0-0	1	1-0	1-0	0	3	0	3-3	0	0	0	24
Sep 24	at Michigan	43	24	67	4.0-22	1.0-14	3	3-0	0-0	0	4	0	4-4	0	0	0	28
Oct 08	TCU	38	16	54	5.0-12	1.0-8	1	1-0	3-67	0	5	0	3-3	0	0	0	27
Oct 13	at Air Force	31	38	69	2.0-5	0.0-0	1	1-0	0-0	0	2	1	3-3	0	0	0	27
Opponents		248	110	358	20.0-77	3.0-33	6	6-0	4-67	0	22	1	18-19	0	0	0	147
		279	168	447	38.0-157	14.0-103	14	11-0	8-94	0	22	0	23-24	0	0	0	176

Date	Opponent	Punting										Field Goals			Kickoffs				
		no.	yds	avg	long	blkd	tb	fc	50+	i20	md-att	long	blkd	no.	yds	avg	tb	ob	
Sep 3	CAL POLY	10	387	38.7	53	0	1	4	2	2	0-0	0	0	4	261	65.2	0	0	
Sep 10	at Army	1	39	39.0	39	0	0	0	0	0	0-0	0	0	4	249	62.2	2	0	
Sep 17	WASHINGTON STATE	6	245	40.8	48	0	0	2	0	1	1-1	48	0	5	310	62.0	0	0	
Sep 24	at Michigan	4	196	49.0	51	0	0	1	2	2	0-1	0	0	5	341	68.2	1	0	
Oct 08	TCU	4	153	38.2	57	0	2	0	1	0	2-2	47	0	6	376	62.7	0	0	
Oct 13	at Air Force	3	125	41.7	49	0	0	1	0	0	2-2	44	0	5	287	57.4	0	0	
Opponents		28	1145	40.9	57	0	3	8	5	5	5-6	48	0	29	1824	62.9	3	0	
		28	1185	42.3	59	0	3	12	7	9	3-6	42	1	33	2234	67.7	16	0	

2011 SAN DIEGO STATE PARTICIPATION

##	PLAYER	GP-GS	CP	ARMY	WSU	MICH	TCU	AFA
26	ANDREWS, Marcus	6/2	XXX	XXX	XXX	XXX	START	START
44	ANDREWS, Rob	4/-	XXX	XXX	XXX	XXX
49	AUTELE, J.J.	6/6	START	START	START	START	START	START
54	BARKSDALE, Deme	6/-	XXX	XXX	XXX	XXX	XXX	XXX
90	BEED, Everett	1/-	XXX
20	BERHE, Nat	6/6	START	START	START	START	START	START
58	BREWER, Aaron	6/-	XXX	XXX	XXX	XXX	XXX	XXX
9	BURRIS, Miles	6/6	START	START	START	START	START	START
2A	COLQUITT, A.C.	1/-	XXX
67	CORBETT, Garret	1/-	XXX
11	DAVIS, Brandon	3/-	...	XXX	XXX	XXX
10	DENSO, Dylan	6/6	START	START	START	START	START	START
6A	DINGWELL, Adam	2/-	XXX	XXX
60	DRAHEIM, Tommie	6/6	START	START	START	START	START	START
46	DRIVER, Jacob	5/-	XXX	XXX	...	XXX	XXX	XXX
68	EMBERNATE, Nik	6/6	START	START	START	START	START	START
88	ESCOBAR, Gavin	6/3	START	XXX	XXX	START	START	XXX
42	FELY, Jake	6/6	START	START	START	START	START	START
19	FORNI, Chris	1/-	XXX
47	GALEA, Cody	4/-	XXX	XXX	XXX	XXX
5B	GARRETT, Dwayne	1/-	XXX
66	GAULD, Riley	1/-	XXX
48	GAVERT, Josh	6/-	XXX	XXX	XXX	XXX	XXX	XXX
93	GIBBS, Larry	6/-	XXX	XXX	XXX	XXX	XXX	XXX
65	GORDON, Japheth	1/-	XXX
1A	GREGORIO, Rober	4/-	XXX	XXX	XXX	XXX
79	GUNTHER, Kurtis	6/6	START	START	START	START	START	START
37	HARRIS, Vaness	6/2	XXX	XXX	XXX	XXX	START	START
3A	HEERS, Brice	1/-	XXX
5	HEMMINGS, Dey J	6/-	XXX	XXX	XXX	XXX	XXX	XXX
13	HILLMAN, Ronnie	6/6	START	START	START	START	START	START
35	HOLDER, King	6/-	XXX	XXX	XXX	XXX	XXX	XXX
4	HORN, Romeo	5/-	XXX	XXX	XXX	XXX	...	XXX
71	JOHNSON, Alec	6/6	START	START	START	START	START	START
34	KAZEE, Walter	6/-	XXX	XXX	XXX	XXX	XXX	XXX
21	KEELS, Mahbu	1/-	XXX	...
31	KETCHUM, Logan	6/6	START	START	START	START	START	START
6	LEMON, Gabe	6/4	START	START	START	START	XXX	XXX
14	LINDLEY, Ryan	6/6	START	START	START	START	START	START
24	LOCKETT, Colin	6/4	START	START	START	XXX	XXX	START
94	LONG, Jerome	6/6	START	START	START	START	START	START
74	MATAMUA, Mike	6/-	XXX	XXX	XXX	XXX	XXX	XXX
2	MCFADDEN, Leon	6/6	START	START	START	START	START	START
98	MEREDITH, Sam	6/-	XXX	XXX	XXX	XXX	XXX	XXX
51	MILLER, Jimmy	1/-	XXX
83	NICHOLAS, Osmon	4/-	XXX	XXX	XXX	XXX
97	ONUOHA, Dontrel	3/-	XXX	XXX	XXX
29	PARKER, Larry	6/6	START	START	START	START	START	START
38	PEREZ, Abelardo	6/-	XXX	XXX	XXX	XXX	XXX	XXX
27	PINKINS, Eric	6/-	XXX	XXX	XXX	XXX	XXX	XXX
84	PITTS, Paul	1/-	XXX
87	QUIGLEY, Bryce	6/4	START	XXX	XXX	START	START	START
53	RIVERA, Emilio	6/6	START	START	START	START	START	START
4B	ROBERTS, Adam	5/-	XXX	XXX	XXX	...	XXX	XXX
17	RUSSELL, Marcus	6/-	XXX	XXX	XXX	XXX	XXX	XXX
85	SHIELDS, D.J.	6/-	XXX	XXX	XXX	XXX	XXX	XXX
9A	SILUANO, Rene	6/-	XXX	XXX	XXX	XXX	XXX	XXX
4A	STAHOVICH, Bria	6/-	XXX	XXX	XXX	XXX	XXX	XXX
41	STEVENS, Khalid	6/4	START	START	START	START	XXX	XXX
36	TENHAEFF, Nick	6/-	XXX	XXX	XXX	XXX	XXX	XXX
59	THOMAS, Jordan	6/6	START	START	START	START	START	START
91	TRUJILLO, Frede	3/-	XXX	XXX	XXX
7	UMUOLO, Alston	6/2	XXX	START	START	XXX	XXX	XXX
43	WILLIAMS, Ross	6/-	XXX	XXX	XXX	XXX	XXX	XXX
40	YOUNG, Chad	6/5	XXX	START	START	START	START	START

2011 SAN DIEGO STATE SEASON/CAREER STATS

SEASON

CAREER

Punt Returns	no.	yds	avg	td	lg	no.	yds	avg	td	lg
PARKER, Larry	5	44	8.8	0	22	24	161	6.7	0	29
MCFADDEN, Leon	5	40	8.0	0	26	10	86	8.6	0	26
Total	10	84	8.4	0	26					
Opponents	7	23	3.3	0	21					

Kick Returns	no.	yds	avg	td	lg	no.	yds	avg	td	lg
LOCKETT, Colin	22	482	21.9	1	94	22	482	21.9	1	94
DAVIS, Brandon	2	119	59.5	1	98	27	662	24.5	1	98
KAZEE, Walter	1	12	12.0	0	12	10	162	16.2	0	25
QUIGLEY, Bryce	1	3	3.0	0	3	1	3	3.0	0	3
SHIELDS, D.J.	1	0	0.0	0	0	1	0	0.0	0	0
Total	27	616	22.8	2	98					
Opponents	17	436	25.6	0	37					

Interceptions	no.	yds	avg	td	lg	no.	yds	avg	td	lg
PARKER, Larry	5	54	10.8	0	32	5	54	10.8	0	32
MCFADDEN, Leon	1	23	23.0	0	23	4	62	15.5	0	39
BERHE, Nat	1	0	0.0	0	0	2	10	5.0	0	10
SILUANO, Rene	1	17	17.0	0	17	1	17	17.0	0	17
Total	8	94	11.8	0	32					
Opponents	4	67	16.8	0	26					

Fumble Returns	no.	yds	avg	td	lg	no.	yds	avg	td	lg
Total	0	0	0.0	0	0					
Opponents	0	0	0.0	0	0					

All Purpose	g	rush	rcv	pr	kr	ir	total	avg/g	g	rush	rcv	pr	kr	ir	total	avg/g
LOCKETT, Colin	6	13	429	0	482	0	924	154.0	17	13	429	0	482	0	924	54.4
HILLMAN, Ronni	6	833	89	0	0	0	922	153.7	19	2365	157	0	0	0	2522	132.7
DENSO, Dylan	6	0	335	0	0	0	335	55.8	19	0	374	0	0	0	374	19.7
KAZEE, Walter	6	220	61	0	12	0	293	48.8	27	911	163	0	162	0	1236	45.8
ESCOBAR, Gavi	6	0	226	0	0	0	226	37.7	19	0	549	0	0	0	549	28.9
DAVIS, Brandon	3	0	0	0	119	0	119	39.7	37	5	0	0	662	0	667	18.0
PARKER, Larry	6	0	0	44	0	54	98	16.3	30	0	0	161	0	54	215	7.2
MCFADDEN, Le	6	5	0	40	0	23	68	11.3	31	5	0	86	0	62	153	4.9
UMUOLO, Alston	6	0	66	0	0	0	66	11.0	41	10	505	0	0	0	515	12.6
QUIGLEY, Bryce	6	0	42	0	3	0	45	7.5	17	0	108	0	3	0	111	6.5
RUSSELL, Marc	6	0	32	0	0	0	32	5.3	8	0	32	0	0	0	32	4.0
YOUNG, Chad	6	13	5	0	0	0	18	3.0	18	17	5	0	0	0	22	1.2
GARRETT, Dwa	1	17	0	0	0	0	17	17.0	1	17	0	0	0	0	17	17.0
SILUANO, Rene	6	0	0	0	0	17	17	2.8	18	0	0	0	0	17	17	0.9
RIVERA, Emilio	6	0	5	0	0	0	5	0.8	29	0	5	0	0	0	5	0.2
TEAM	4	-4	0	0	0	0	-4	-1.0								
LINDLEY, Ryan	6	-21	0	0	0	0	-21	-3.5	42	-245	0	0	0	0	-245	-5.8
Total	6	1076	1290	84	616	94	3160	526.7								
Opponents	6	1340	1087	23	436	67	2953	492.2								

Field Goals	att	good	long	blkd	att	good	long	blkd
PEREZ, Abelardo	6	3	42	1	28	20	53	1
Total	6	3	42	1				
Opponents	6	5	48	0				

Punting	no.	yds	avg	lg	blk	no.	yds	avg	lg	blk
STACHOVICH, Bria	28	1185	42.3	59	0	213	9072	42.6	89	2
Total	28	1185	42.3	59	0					
Opponents	28	1145	40.9	57	0					

Kickoffs	no.	yds	avg	tb	ob	no.	yds	avg	tb	ob
PEREZ, Abelardo	33	2234	67.7	16	0	119	8031	67.5	44	1
Total	33	2234	67.7	16	0					
Opponents	29	1824	62.9	3	0					

2011 GAME-BY-GAME STARTERS

OFFENSIVE STARTERS - 11 PLAYERS

Position	Cal Poly	Army	Wash. St.	Michigan	TCU	Air Force	Wyoming	New Mexico	Colorado St.	Boise St.	UNLV	Fresno St.
LT	Draheim	Draheim	Draheim	Draheim	Draheim	Draheim						
LG	Rivera	Rivera	Rivera	Rivera	Rivera	Rivera						
C	Johnson	Johnson	Johnson	Johnson	Johnson	Johnson						
RG	Embernate	Embernate	Embernate	Embernate	Embernate	Embernate						
RT	Gunther	Gunther	Gunther	Gunther	Gunther	Gunther						
TE	Quigley	Umuolo	Umuolo	Quigley	Quigley	Quigley						
TE	Escobar			Escobar	Escobar							
WR	Denso	Denso	Denso	Denso	Denso	Denso						
WR	Lockett	Lockett	Lockett			Lockett						
RB	Hillman	Hillman	Hillman	Hillman	Hillman	Hillman						
FB		Young	Young	Young	Young	Young						
QB	Lindley	Lindley	Lindley	Lindley	Lindley	Lindley						

DEFENSIVE STARTERS - 11 PLAYERS

Position	Cal Poly	Army	Wash. St.	Michigan	TCU	Air Force	Wyoming	New Mexico	Colorado St.	Boise St.	UNLV	Fresno St.
DE	Autele	Autele	Autele	Autele	Autele	Autele						
DT	Long	Long	Long	Long	Long	Long						
DE	Thomas	Thomas	Thomas	Thomas	Thomas	Thomas						
LB	Ketchum	Ketchum	Ketchum	Ketchum	Ketchum	Ketchum						
MLB	Fely	Fely	Fely	Fely	Fely	Fely						
LB	Burris	Burris	Burris	Burris	Burris	Burris						
CB	McFadden	McFadden	McFadden	McFadden	McFadden	McFadden						
WAR	Berhe	Berhe	Berhe	Berhe	Berhe	Berhe						
AZTEC	Stevens	Stevens	Stevens	Stevens	Harris	Harris						
WAR	Lemon	Lemon	Lemon	Lemon	Andrews, M.	Andrews, M.						
CB	Parker	Parker	Parker	Parker	Parker	Parker						

SPECIALISTS STARTERS

Position	Cal Poly	Army	Wash. St.	Michigan	TCU	Air Force	Wyoming	New Mexico	Colorado St.	Boise St.	UNLV	Fresno St.
KO	Perez	Perez	Perez	Perez	Perez	Perez						
PK	Perez	Perez	Perez	Perez	Perez	Perez						
Holder	Stahovich	Stahovich	Stahovich	Stahovich	Stahovich	Stahovich						
Punter	Stahovich	Stahovich	Stahovich	Stahovich	Stahovich	Stahovich						
LS	Brewer	Brewer	Brewer	Brewer	Brewer	Brewer						
KO Return	Lockett	Lockett	Lockett	Lockett	Lockett	Lockett						
	Berhe	Davis	Russell	Russell	Russell	Davis						
PR	Parker	Parker	McFadden	Parker	Parker	McFadden						

MISCELLANEOUS

Game	Coin Toss	KO/Receive	1st Off. Play	1st Off. Poss.	1st Def. Poss.	Game Time	Game Length	Jersey	Pants	Result
Cal Poly	CP won, def.	Receive	Hillman rush	Touchdown	Punt-3 & Out	7:02 p.m. PT	2:57	Black	Black	W, 49-21
at Army	SDSU won, rec.	Receive	Hillman rush	Touchdown	Punt-7 & Fumble	3:02 p.m. ET	3:00	White	Black	W, 23-20
Washington State	SDSU won, rec.	Receive	Hillman rush	Punt	TD-1-80 yds.	3:36 p.m. PT	3:16	Black	Black	W, 42-24
at Michigan	SDSU won, rec.	Receive	Hillman rush	Punt	TD-6-61 yds.	12:02 p.m. ET	3:08	White	Black	L, 7-28
TCU	SDSU won, rec.	Receive	Hillman rush	Punt	FG-7-36 yds.	7:32 p.m. PT	3:15	Black	Black	L, 14-27
at Air Force	AFA won, def.	Receive	Lindley inc. pass	Field Goal	FG-12-72 yds.	6:02 p.m. MT	3:11	White	Black	W, 41-27
Wyoming										
New Mexico										
at Colorado State										
Boise State										
at UNLV										
Fresno State										

AVERAGE STARTING FIELD POSITION

Category	San Diego State	Opponents
Drives Started	78	81
Cumulative Starting Yardline	2,603	2,266
Average Field Position	33.37	27.98
Drives Started in Opponent Territory	13	5
Scores/Touchdowns, Field Goals	6/6,0	2/1,1
Points	42	10
Drives Started Inside/At Own 20	22 (12/10)	36 (14/22)
Points Scored (TD/FGs)	41 (5/2)	69 (9/2)

* Kickoff returns for a touchdown not included

2011 MISCELLANEOUS STATISTICS

SAN DIEGO STATE SCORING DRIVES

Opponent	Qtr.	Score	Player	Play	Pl.	Yds.	TOP
Cal Poly	*1	TD	Ronnie Hillman	2-yard run	6	81	2:59
	1	TD	Gavin Escobar	4-yard pass f/Lindley	9	80	4:09
	2	TD	Dylan Denso	3-yard pass f/Lindley	14	73	6:26
	2	TD	Dylan Denso	33-yard pass f/Lindley	7	79	2:51
	3	TD	Collin Lockett	18-yard pass f/Lindley	9	88	4:47
Army	4	TD	Ronnie Hillman	27-yard run	4	36	2:13
	4	TD	Collin Lockett	94-yard kickoff return			no drive
	*1	TD	Colin Lockett	68-yard pass f/Lindley	2	68	0:33
	1	TD	Ronnie Hillman	16-yard run	3	27	1:14
	3	TD	Ronnie Hillman	20-yard run	8	80	3:18
Washington State	4	FG	Alberado Perez	42-yard field goal	8	55	3:08
	1	TD	Ronnie Hillman	13-yard run	6	53	2:33
	1	TD	Ronnie Hillman	0-yard run	13	76	5:18
	3	TD	Gavin Escobar	25-yard pass f/Lindley	6	69	2:31
	4	TD	Ronnie Hillman	1-yard run	8	63	4:21
Michigan	4	TD	Ronnie Hillman	59-yard run	1	64	0:11
	4	TD	Gavin Escobar	21-yard pass f/Lindley	3	20	0:40
	3	TD	Colin Lockett	16-yard pass f/Lindley	6	38	2:28
	4	TD	Chad Young	4-yard pass f/Lindley	10	77	4:07
	4	TD	Ronnie Hillman	22-yard run	11	77	4:27
Air Force	1	FG	Alberado Perez	27-yard field goal	12	72	5:24
	2	TD	Alston Umuolo	27-yard pass f/Lindley	11	79	4:48
	2	TD	Brandon Davis	98-yard kickoff return			no drive
	3	FG	Alberado Perez	25-yard field goal	8	53	3:41
	3	TD	Colin Lockett	28-yard pass f/Lindley	1	28	0:06
Air Force	4	TD	Ronnie Hillman	57-yard run	1	57	0:10

OPPONENT SCORING DRIVES

Game	Qtr.	Score	Player	Play	Pl.	Yds.	TOP
Cal Poly	2	TD	Mark Rogers	3-yard run	9	80	2:35
	2	TD	Jake Romanelli	17-yard run	5	74	2:10
	4	TD	Andre Broadous	2-yard run	6	70	2:02
	1	TD	Trent Steelman	1-yard run	11	71	4:41
Army	2	TD	Trent Steelman	11-yard run	15	82	7:23
	4	TD	Trent Steelman	17-yard run	7	70	4:09
	1	TD	Marquees Wilson	80-yard pass f/Lobbestael	1	80	0:09
Washington State	1	FG	Andrew Furney	48-yard field goal	9	29	3:43
	2	TD	Isiah Barton	23-yard pass f/Lobbestael	10	88	3:34
	3	TD	Marquees Wilson	78-yard pass f/Lobbestael	2	79	0:49
Michigan	1	TD	Denard Robinson	5-yard run	6	61	2:43
	1	TD	Denard Robinson	53-yard run	3	61	0:50
	2	TD	Denard Robinson	1-yard run	12	81	5:57
	4	TD	Vincent Smith	7-yard run	4	57	1:44
TCU	1	FG	Ross Evans	47-yard field goal	7	36	2:44
	1	TD	Antoine Hicks	39-yard pass f/Pachall	9	91	3:56
	2	TD	Josh Boyce	31-yard pass f/Pachall	5	50	2:19
	3	FG	Ross Evans	21-yard field goal	4	7	2:12
Air Force	4	TD	Matthew Tucker	4-yard run	9	49	4:45
	1	TD	Jonathan Warzeka	26-yard pass f/Jefferson	12	80	5:29
	2	TD	David Baska	4-yard run	8	62	3:47
	2	FG	Parker Herrington	44-yard field goal	14	53	5:50
Air Force	3	FG	Parker Herrington	31-yard field goal	13	66	5:34
	4	TD	Jonathan Warzeka	18-yard pass f/Jefferson	14	80	3:01

SAN DIEGO STATE POSSESSIONS

Game	Poss.	TD	FG	MFG	Punt	TO	Clock	Downs	3&Out*	PPP
Cal Poly	14	+6	0	1	6	0	1	0	4	3.00
at Army	10	3	1	0	5	0	1	0	3	2.30
Washington State	15	6	0	1	5	2	1	0	2	2.80
at Michigan	14	1	0	0	6	3	1	3	6	0.50
TCU	14	2	0	0	4	4	0	4	6	1.00
at Air Force	11	+4	2	1	2	1	1	0	4	3.09
Wyoming										
New Mexico										
at Colorado State										
Boise State										
at UNLV										
Fresno State										
TOTALS	78	22	3	3	28	10	5	7	25	2.08

* - less if there is a turnover or end of half; must not have earned a first down or scored points. + - indicates team scored a non-offensive touchdown.

OPPONENT POSSESSIONS

Game	Poss.	TD	FG	MFG	Punt	TO	Clock	Downs	3&Out*	PPP
Cal Poly	15	3	0	0	10	1	1	0	9	1.40
at Army	10	3	0	0	1	3	1	2	1	2.00
Washington State	15	3	1	0	6	4	1	0	4	1.60
at Michigan	14	4	0	1	4	4	1	0	5	2.00
TCU	15	3	2	0	4	4	2	0	6	1.80
at Air Force	12	3	2	0	3	3	0	1	3	2.25
Wyoming										
New Mexico										
at Colorado State										
Boise State										
at UNLV										
Fresno State										
TOTALS	81	19	5	1	28	19	6	3	28	1.81

DRIVE ANALYSIS

Game	SDSU		Opponent	
	TD	FG	TD	FG
Cal Poly	*6	0	3	0
at Army	3	1	3	0
Washington State	6	0	3	1
at Michigan	1	0	4	0
TCU	2	0	3	2
at Air Force	*4	2	3	2
Wyoming				
New Mexico				
at Colorado State				
Boise State				
at UNLV				
Fresno State				
TOTALS	21	3	19	5

* - indicates team scored a non-offensive touchdown.

GAME-OPENING DRIVE

Game	SDSU			Opponent		
	Pts.	FD	Yds.	Pts.	FD	Yds.
Cal Poly	7	2	81	0	0	*5
at Army	7	2	80	0	2	29
Washington State	0	1	13	7	1	80
at Michigan	0	0	8	7	2	61
TCU	0	0	0	3	2	36
at Air Force	3	5	72	7	5	80
Wyoming						
New Mexico						
at Colorado State						
Boise State						
at UNLV						
Fresno State						
AVERAGES	2.83	1.67	42.33	4.00	2.00	48.50

^ - indicates possession ended in a 3-and-out.

OPENING SECOND-HALF DRIVE

Game	SDSU			Opponent		
	Pts.	FD	Yds.	Pts.	FD	Yds.
Cal Poly	0	0	*6	0	0	*6
at Army	0	0	*8	0	3	52
Washington State	0	0	*2	0	0	*4
at Michigan	0	0	*(-7)	0	1	12
TCU	0	0	*2	0	2	41
at Air Force	0	0	*(-3)	3	4	66
Wyoming						
New Mexico						
at Colorado State						
Boise State						
at UNLV						
Fresno State						
AVERAGES	0.00	0.00	1.33	0.50	1.67	30.17

^ - indicates possession ended in a 3-and-out.

2011 MISCELLANEOUS STATISTICS

FIRST DOWNS EARNED

Name	Pass	Receive	Rush	Total
Ryan Lindley	61	0	1	62
Ronnie Hillman	0	3	35	38
Dylan Denso	0	18	0	18
Colin Lockett	0	17	0	17
Walter Kazee	0	3	12	15
Gavin Escobar	0	11	0	11
Bryce Quigley	0	4	0	4
Alston Umuolo	0	3	0	3
Marcus Russell	0	2	0	2
Chad Young	0	0	1	1
Dwayne Garrett	0	0	1	1
Larry McFadden	0	0	1	1
TOTALS	61	61	51	112

TURNOVER ANALYSIS

	TO	Opp. Pts.	TD/FG	Pts./TO
San Diego State	10	31	4/1	3.10
Opponents	19	52	7/1	2.74

RESULT OF SAN DIEGO STATE TURNOVERS

Opponent	Qtr.	Turnover (Player)	Defender	Led To	Pts.
Washington State	2	Interception (Lindley)	Bucannon (Int.)	Touchdown	7
	2	Fumble (Lindley)	Robinson (FR)	Punt	0
Michigan	1	Fumble (Hillman)	Demens (FF), Gordon (FR)	Touchdown	7
	3	Fumble (Hillman)	Van Bergen (FF), Ryan (FR)	Missed Field Goal	0
	4	Fumble (Lindley)	Roh (FF), Ryan (FR)	Punt	0
TCU	2	Fumble (Hillman)	Cuba (FF), Olabode (FR)	Interception	0
	2	Interception (Lindley)	Fobbs (Int.)	Touchdown	7
	3	Interception (Lindley)	Gardner (Int.)	Field Goal	3
	4	Interception (Lindley)	Verrett (Int.)	Touchdown	7
Air Force	4	Fumble (Kazee)	Niklas (FF), Means (FR)	Downs	0

TURNOVERS LOST

Name	TO's Lost	Fum.	Int.	Points	PPT
Ryan Lindley	6	2	4	24	4.00
Ronnie Hillman	3	3	0	7	2.33
Walter Kazee	1	1	0	0	0.00
TOTALS	10	6	4	31	3.10

TO's Lost - turnovers lost, Fum. - fumbles lost, Int. - interceptions thrown, Points - points scored by the opponent after a turnover, PPT - points per turnover scored by the opponent

RESULT OF OPPONENT TURNOVERS

Opponent	Qtr.	Turnover (Player)	Defender	Led To	Pts.
Cal Poly	4	Fumble (Taylor)	Barksdale (FR)	Touchdown	7
Army	1	Fumble (Dixon)	Trujillo (FF), M. Andrews (FR)	Punt	0
	1	Fumble (Steelman)	R. Andrews (FF), Harris (FR)	Touchdown	7
Washington	2	Fumble (Steelman)	Tenhaeff (FF), McFadden (FR)	Punt	0
	2	Fumble (Lobbestael)	Parker (FF), Siluano (FR)	Interception	0
	4	Fumble (Lobbestael)	R. Andrews (FR)	Touchdown	7
	4	Interception (Lobbestael)	Parker (Int.)	Punt	0
Michigan	4	Interception (Lobbestael)	Parker (Int.)	Touchdown	7
	1	Fumble (Smith)	Parker (FF), Tenhaeff (FR)	Punt	0
	3	Interception (Robinson)	Parker (Int.)	Punt	0
	3	Interception (Robinson)	Berhe (Int.)	Fumble	0
TCU	3	Fumble (Hopkins)	Fely (FF), Parker (FR)	Touchdown	7
	2	Interception (Pachall)	McFadden (Int.)	Interception	0
	2	Interception (Pachall)	Parker (Int.)	Punt	0
	3	Fumble (Dawson)	Young (FF), Harris (FR)	Touchdown	7
Air Force	4	Fumble (Wesley)	Parker (FF), Burris (FR)	Downs	0
	3	Interception (Jefferson)	Siluano (Int.)	Field Goal	3
	3	Fumble (Dewitt)	Long (FF), Ketchum (FR)	Touchdown	7
	4	Interception (Jefferson)	Parker (Int.)	End of Game	0

TURNOVERS GAINED

Name	#TAPO	FF	FR	Int.	Points	^PPT
Larry Parker	9	3	1	5	10.50	1.17
Rob Andrews	2	1	1	0	10.50	5.25
Vaness Harris	2	0	2	0	7.00	3.50
Rene Siluano	2	0	1	1	3.00	1.50
Larry McFadden	2	0	1	1	0.00	0.00
Nick Tenhaeff	2	1	1	0	0.00	0.00
Demetrius Barksdale	1	0	1	0	7.00	7.00
Jake Fely	1	1	0	0	3.50	3.50
Logan Ketchum	1	0	1	0	3.50	3.50
Jerome Long	1	1	0	0	3.50	3.50
Chad Young	1	1	0	0	3.50	3.50
Marcus Andrews	1	0	1	0	0.00	0.00
Nat Berhe	1	0	0	1	0.00	0.00
Miles Burris	1	0	1	0	0.00	0.00
Frederick Trujillo	1	1	0	0	0.00	0.00
TOTALS	19	9	11	*8	52	2.74

*#TAPO- turnovers a part of (FF, FR or INT), FF - forced fumbles, FR - fumbles recovered, Int. - interceptions, Points - points scored off an opponent's turnover (note that fumbles forced and fumbles recovered are each awarded half the points for SDSU's score; ex. a touchdown and PAT after a fumble gives each player 3.50 points), ^PPT - points per turnover scored by SDSU, * - Total turnovers equals FR and INT's.*

San Diego State's 10 turnovers resulted in 31 opponent points
Opponent's 19 turnovers resulted in 52 San Diego State points

2011 MISCELLANEOUS STATISTICS

SAN DIEGO STATE BIG PLAYS (20+ YARDS)

Game	Player	Type	Down & Dis.	Yards
Cal Poly - 8	Colin Lockett f/Lindley	Pass	2-6	59
	Walter Kazee	Run	1-10	41
	Dylan Denso f/Lindley	Pass	1-10	33
	Ronnie Hillman	Run	4-1	27
	Ronnie Hillman	Run	2-5	23
	Ronnie Hillman	Run	1-10	22
	Dylan Denso	Pass	2-10	21
Army - 3	Ronnie Hillman	Run	1-10	20
	Colin Lockett f/Lindley	Pass	1-10	68
	Ronnie Hillman f/Lindley	Pass	1-10	24
Wash. St. - 5	Ronnie Hillman	Run	1-10	20
	Ronnie Hillman	Run	1-5	59
	Ronnie Hillman f/Lindley	Pass	1-10	25
	Gavin Escobar f/Lindley	Pass	1-10	25
	Dylan Denso f/Lindley	Pass	3-15	25
Michigan - 4	Gavin Escobar f/Lindley	Pass	3-11	21
	Ronnie Hillman	Run	3-8	30
	Colin Lockett f/Lindley	Pass	1-10	30
	Colin Lockett f/Lindley	Pass	3-8	23
TCU - 4	Dylan Denso f/Lindley	Pass	1-10	21
	Gavin Escobar f/Lindley	Pass	1-10	39
	Colin Lockett f/Lindley	Pass	3-5	33
Air Force - 6	Ronnie Hillman	Run	1-10	20
	Walter Kazee f/Lindley	Pass	3-12	20
	Ronnie Hillman	Run	1-10	57
	Dylan Denso f/Lindley	Pass	1-10	33
	Colin Lockett f/Lindley	Pass	1-10	28
Air Force - 6	Alston Umuolo f/Lindley	Pass	3-12	27
	Ronnie Hillman	Run	2-10	22
	Dylan Denso f/Lindley	Pass	1-10	20

OPPONENT BIG PLAYS (20+ YARDS)

Game	Player	Type	Down & Dis.	Yards
Cal Poly - 3	Lance Castaneda f/Broadous	Pass	2-11	52
	Brandon Michalkiewicz f/Broadous	Pass	2-7	49
	Andre Broadous	Run	1-10	23
Army - 5	Malcolm Brown	Run	4-1	31
	Trent Steelman	Run	2-6	28
	Trent Steelman	Run	2-9	28
	Anthony Stephens f/Steelman	Pass	3-4	24
	Trent Steelman	Run	2-7	22
Wash. St. - 4	Marquess Wilson f/Lobbestael	Pass	1-10	80
	Marquess Wilson f/Lobbestael	Pass	2-9	78
	Marquess Wilson f/Lobbestael	Pass	3-12	37
	Isiah Barton f/Lobbestael	Pass	1-10	23
Michigan - 5	Denard Robinson	Run	3-2	53
	Denard Robinson	Run	1-10	34
	Vincent Smith	Run	2-10	32
	Vincent Smith f/Robinson	Pass	3-7	32
	Denard Robinson	Run	1-10	30
TCU - 5	Antoine Hicks f/Pachall	Pass	3-6	39
	Ed Wesley	Run	1-10	34
	Josh Boyce f/Pachall	Pass	3-6	31
	Ed Wesley	Run	2-6	24
	Antoine Hicks f/Pachall	Pass	3-8	21
Air Force - 6	Mikel Hunter	Run	1-10	33
	Zach Kauth f/Jefferson	Pass	2-10	33
	Mikel Hunter	Run	3-9	29
	Asher Clark	Run	1-10	27
	Jonathan Warzeka f/Jefferson	Pass	2-9	26
	Daniel Pickett f/Jefferson	Pass	4-17	20

SAN DIEGO STATE BIG PLAYS (20+ YARDS)

Name	Total	Rushing	Receiving	20-29	30-39	40-49	50-59	60-69	70-79	80-89	90-99
Ronnie Hillman	12	10	2	9	1	0	2	0	0	0	0
Colin Lockett	6	0	6	2	2	0	1	1	0	0	0
Dylan Denso	6	0	6	4	2	0	0	0	0	0	0
Gavin Escobar	3	0	3	2	1	0	0	0	0	0	0
Walter Kazee	2	1	1	1	0	1	0	0	0	0	0
Alston Umuolo	1	0	1	1	0	0	0	0	0	0	0
TOTALS	30	11	19	19	6	1	3	1	0	0	0

THIRD DOWN EFFICIENCY ANALYSIS

Name	Total	Pct.	1	2	3	4	5	6-10	11+	Longest Converted
SAN DIEGO STATE	41-91	45.05	9-12	3-6	5-9	8-10	2-6	9-36	5-12	3rd & 15 vs. Washington State
OPPONENTS	38-87	43.68	10-12	4-7	2-6	7-14	4-9	9-23	2-16	3rd & 12 by Washington State

GOAL TO GO

Name	No.	Score	TD	FG	MFG	Downs	TOs	Game	Points^
SAN DIEGO STATE	8	7	5	2	0	0	1	0	36
OPPONENTS	9	9	8	1	0	0	0	0	51

^ - Does not include PAT.

KICKOFF ANALYSIS

Name	Total	NR	FC	Muf	NA	TB	In 20	In 25	OB	OnS	Squib	Total YL	Return YL	AFP	AFP w/R
Abel Perez	33	16	0	0	0	16	2	18	0	0	0	817	497	24.76	29.64
OPPONENTS	29	4	0	0	0	3	6	16	0	1	0	877	767	30.24	30.68

NR - no return, FC - fair catch, MUF - muffed, NA - no attempt of a return, TB - touchback, In 20 - inside 20, In 25 - inside 25, OB - out of bounds, Squib - squibs, Total YL - opponent total yardline, Return YL - opponent total yardline on returns, AFP - average field position on kickoffs, AFP/R - average field position on returned kickoffs.

PUNT ANALYSIS

Name	Punts	Yards	Avg.	Returns	Yards	Avg.	Net Pct. Not			Opp. Territory		Adj. 50 & Out			
							Average	Returned	In 20	In 10	In 5	No.	Yds.	No.	Yds.
Brian Stahovich	28	1,185	42.32	7	23	3.29	39.36	75.00	9	3	1	4	121	24	44.33
OPPONENTS	28	1,145	40.89	10	84	8.40	35.8	64.29	5	0	0	4	133	24	42.17

Returns - times the opponent returned a punt, Yards - yards for the returned punts, Avg. - yards per returned punt, Pct. Not Returned - percent of the punts that were not returned, In 20 - inside 20, In 10 - inside 10, In 5 - inside 5, Opp. Territory - number and yards of punts inside opponents' territory, Adj. 50 & Out - punt average excluding punts inside opponents' territory.