

# AZTEC BASKETBALL

SAN DIEGO STATE MEDIA RELATIONS | 5302 55th STREET, SAN DIEGO, CA 92182 | PHONE: (619) 594-5547 | FAX: (619) 582-6541

GAME NO. **36**



(7) **Temple** (26-7; 14-2 Atlantic 10) vs.  
(2) (6/5) **San Diego State** (33-2; 14-2 Mountain West)

Date	Saturday, March 19, 2011
Tipoff	3:10 p.m. MST/PDT
Location	Tucson, Ariz.
Arena	McKale Center (15,545)
Television	TNT HD: Kevin Harlan, Reggie Miller, Dan Bonner, Sam Ryan
Radio	Westwood One: Dave Sims, Bill Frieder AM 600 KOGO; Ted Leitner
Live Stats	GoAztecs.com

	San Diego State	Temple
Record	33-2	26-7
Conf. Rec.	14-2, T-1st	14-2, 2nd
RPI	3	30
Sagarin	4	31
Last 5/10	5-0/9-1	4-1/8-2
Coach	Steve Fisher	Fran Dunphy
Career	415-233 (20th full)	420-219 (22nd season)
at School	231-151 (12th season)	110-56 (5th season)

## Schedule

Overall: 33-2 MWC: 14-2  
Home: 14-1; Away: 12-1; Neutral: 7-0

N.13	at Long Beach St.	W, 81-65
N.16	at (11/12) Gonzaga	W, 79-76
N.20	vs. Green Bay^	W, 79-70
N.21	vs. IUPUI^	W, 61-46
N.22	at Miami (Ohio)	W, 77-56
N.26	San Diego Christian	W, 88-69
D.1	Saint Mary's	W, 69-55
D.4	Wichita St.	W, 83-69
D.8	at California	W, 77-57
D.11	San Diego	W, 77-49
D.13	Cal Poly	W, 51-45
D.18	UC Santa Barbara	W, 90-64
D.21	vs. San Francisco\$	W, 62-56
D.22	vs. IUPUI\$	W, 56-54
D.31	Occidental	W, 93-50
J.5	at TCU*	W, 66-53
J.8	at Utah*	W, 71-62
J.12	UNLV*	W, 55-49
J.15	at New Mexico*	W, 87-77
J.19	Air Force*	W, 68-55
J.26	at (9/9) BYU*	L, 58-71
J.29	Wyoming*	W, 96-57
F.2	at Colorado St.*	W, 56-54
F.5	TCU*	W, 60-53
F.8	Utah*	W, 85-53
F.12	at UNLV*	W, 63-57
F.16	New Mexico*	W, 68-62
F.19	at Air Force*	W, 70-58
F.26	(7/7) BYU*	L, 67-80
M.1	at Wyoming*	W, 85-58
M.5	Colorado St.*	W, 66-48
M.10	vs. Utah (QF)	W, 64-50
M.11	at UNLV (SF)	W, 74-72
M.12	vs. (8/8) BYU (CH)	W, 72-54
M.17	^vs. No. Colorado W,	68-50
<b>M.19</b>	<b>^vs. Temple</b>	<b>3:10 PT</b>

^ - Oxford, Ohio; \$ - Las Vegas, Nev.; \* - MWC game; ` MWC Championship (Las Vegas, Nev.); ^ - NCAA Tournament (Tucson, Ariz.).

## San Diego State at the 2011 NCAA Basketball Championships, Tucson, Ariz.

Date: Third Round - March 19, 2011

**Interviews/Practice Schedule:** San Diego State coach Steve Fisher and SDSU players in the normal rotation will be available for media interviews on Friday at the McKale Center (see schedule below). Fisher and select student-athletes will attend the news conference, while other players will be available during that time in the locker room. This will be the only availability for interviews on Friday or Saturday, prior to Saturday afternoon's third-round game.

San Diego State assistant athletic director for media relations Mike May, assistant media relations director Darin Wong and assistant media relations director Jamie McConeghy will be present in Tucson. Any questions regarding San Diego State's schedule and/or availability may be directed to either of them.

### Friday Schedule (all times MST and PDT)

Noon	Temple Practice - CLOSED to Media
1:35	Temple Student-Athletes News Conference
1:55	Temple Coach Fran Dunphy News Conference
2:20	▶ San Diego State Student-Athletes News Conference
2:40	▶ San Diego State Steve Fisher News Conference
3:10	▶ SDSU Practice - CLOSED to Media

### Saturday Schedule (all times MST and PDT)

3:10 p.m.	▶ (7) Temple vs. (2) SDSU
5:40 p.m.	(5) Kansas State vs. (4) Wisconsin

**Media Headquarters:** Marriott University Park (880 East Second Street, Tucson, AZ 85719). Phone: (520) 792-4100.

**Team Headquarters:** Westin La Paloma (3800 East Sunrise Drive, Tucson, AZ 85718). Phone: (520) 742-6000.

## Aztecs At-A-Glance

No.	Name (Career G/GS)	Pos.	Ht.	Wt.	Cl.	PPG	RPG	Misc.	Note	▶ - Projected Starter
0	Alec Williams (22/0)	F	6-6	245	So.	2.1	1.4	10 GP	Played in 22 career games; Season high 9 pts. vs. Occidental	
3	LaBradford Franklin (17/1)	G	6-2	170	Fr.	2.1	0.9	1.4 apg	1st career start vs. Cal Poly; 21 ast. last 11 gms., 12 pts. in last 4 gms.	
4	▶ Malcolm Thomas (100/95)	F	6-9	220	Sr.	11.5	8.2	54.1 FG	4x MWC PoW; Last 5 gms.: Made 21-of-36 FGs (58.3 pct.); 16 asts. last 3 gms.	
5	Brian Carlwell (97/4)	C	6-11	300	Sr.	4.0	2.7	53.1 FG	Played in all 34 games; Last 10 gms.: 49 pts., 36 rebs., 18-32 FGs, 138 mins.	
10	Tim Shelton (75/18)	F	6-7	245	Jr.	1.8	1.6	9.9 mpg	Scored in his last four games; Has a 1.50 assist-to-turnover ratio	
11	James Rahon (66/23)	G	6-5	205	So.	7.1	1.6	42.2 3FG	Made 31 3FGs in last 20 gms.; 1 TO in last 67 mins.	
15	▶ Kawhi Leonard (67/66)	F	6-7	225	So.	15.4	10.7	2.5 apg	Wooden, Naismith Award candidate; 22 double-doubles this year, 39 career	
21	Jamaal Franklin (20/0)	G	6-5	185	Fr.	3.1	2.0	20 GP	Played in 11 of last 13 gms.; 26 points in last five games (5.2 ppg)	
22	▶ Chase Tapley (64/45)	G	6-2	200	So.	8.4	2.4	49.5 FG	Made 24 of his last 64 3FGA; Trey in 12 of last 13 gms.; CH 8 rebs. at AFA	
23	▶ D.J. Gay (137/117)	G	6-0	170	Sr.	11.2	2.0	3.2 apg	Team captain; Cousy Award candidate; 13 treys in last 8 games	
32	▶ Billy White (131/121)	F	6-8	235	Sr.	9.9	3.8	56.7 FG	CH 30 pts at Gonzaga; 25th member of 1K-pt. club; 10+ pts. last 4 gms.	
42	Mehdi Cheriet (57/2)	F	6-9	225	Sr.	1.8	1.0	21 GP	Played in 7 of last 13 gms.; Season-high 7 pts., 3 rebs. vs. SDCC	

**Head Coach:** Steve Fisher (Illinois State, 1967) • 414-233 (20th full season overall) • 230-151 (12th season at SDSU)

**Assistant Head Coach:** Brian Dutcher (Minnesota, 1982) **Assistant Coaches:** Justin Hutson (CS Bakersfield, 1994), Mark Fisher (Michigan, 2001)

**Director of Operations:** Matt Soria (San Diego State, 2002) **Director of Player Development:** David Velasquez (San Diego State, 2007)

**Athletic Trainer:** David Smith (Biola, 2004)

# #6/5 San Diego State

2010-11 Record: 32-2; 14-2 MWC, T-1st  
 2011 NCAA Tournament Participants, MWC Champions

- The Aztecs have won at least 20 games in a school-record six straight seasons and 25 games in three straight seasons.
- San Diego State has advanced to postseason play each of the last five seasons (2006 NCAA, 2007-09 NIT and 2010 NCAA).

- Trends:**
- SDSU has won 58 of the last 62 dating back to the 2006-07 season when scoring at least 71 points.
  - SDSU has won 41 straight games vs. non-ranked opponents and 32 consecutive home games against teams not in the AP Top 25.

Number	Name	Position	Height	Weight	Year	High School	PPG	RPG	APG	FG	3FG	FT	Notes
<b>0</b>	<b>Alec Williams</b>	Forward	6-6	245	So.-1L	San Juan Capistrano, Calif. (JSerra High)	10-11: 2.1 MWC: 2.3 Career Highs: Points: 11 vs. Pomona-Pitzer (12-31-09) Rebounds: 7 vs. UCSD (11-14-09) Assists: 1 - three times	2.1 1.4 0.0 38.1 20.0 80.0	1.4 0.0 0.0 37.5 0.0 50.0	20.0 50.0	0 0	0 0	Played in 10 games this season... Saw first action of the season vs. San Diego Christian (2 pts., 4 reb., 0 turnovers, 8 mins)... One turnover in 49 mins. this season (10 GP); 4 turnovers in 136 career mins... SH 9 pts., 4 rebs. in 14 mins. vs. Occidental... Has 9 rebounds in last 4 gms. (28 mins.)... Scored two points at Wyoming.
<b>3</b>	<b>LaBradford Franklin</b>	Guard	6-2	170	Fr.-HS	Temecula, Calif. (Great Oak High)	10-11: 2.1 MWC: 2.7 Career Highs: Points: 9 vs. SDCC (11-26-10) Rebounds: 3 vs. SMC (12-1-10) Assists: 6 vs. SDCC (11-26-10)	2.1 0.9 1.4 40.7 20.0 80.0	1.4 1.0 60.0 50.0 50.0	20.0 50.0	0 0	0 0	Played 17 games this year... 19 reb. in last 5 gms. (3.8)... 23 ast. in last 14 gms... 6 assists, 9 rebounds in last three games (49 mins.)... Started 1st career game vs. Cal Poly (2 ast., CH 2 stl.)... 6 pts., 3 rebs. vs. Saint Mary's... Led team with 6 ast. vs. S.D. Christian; also added 9 pts., in 20 mins... CH 4 FTs, 3 ast. vs. USD... 6 pts., 4 rebs. at Wyoming.
<b>4</b>	<b>Malcolm Thomas</b>	Forward	6-9	220	Sr.-1L	San Diego, Calif. (SDCC)	10-11: 11.5 MWC: 11.4 Career Highs: Points: 28 vs. Utah (2-20-10) Rebounds: 16 - two times Assists: 8 vs. Utah (3-10-11)	8.2 2.3 54.1 16.7 65.4	1.9 50.0 20.0 67.1	20.0 67.1	0 0	0 0	4x MWC POW... 1,163 career pts... 10+ pts. in 16 of last 24 gms... 16 assists last 3 gms. (including a career-high 8 vs. Utah)... 19 career double-doubles... 88 for last 128 from FT (.688)... 134 for last 242 from field (.554)... 64 blks. last 28 gm. (2.3 bpg)... 221 reb. last 24 gm. (9.2 rpg)... 30 career 10+ reb. gms... 2nd in SDSU career blocks (122 at SDSU; 186 career total).
<b>5</b>	<b>Brian Carlwell</b>	Center	6-11	300	Sr.-1L	Maywood, Ill. (Univ. of Illinois)	10-11: 4.0 MWC: 4.3 Career Highs: Points: 15 vs. Wyoming (3-1-11) Rebounds: 10 vs. Wyo. (1-29-11) Assists: 4 at BYU (3-3-10)	2.7 0.2 53.1 33.3 62.2	0.2 54.9 25.0 63.2	33.3 62.2	0 0	0 0	1 of 4 Aztec regulars shooting at least 50 percent from field (.531)... 82 pts. and 73 rebs. in the last 20 games (covering 254 minutes)... 18 turnover-free games, including 11 of last 19... 47 for last 88 from field in last 30 gms. (.534)... Started 1st game of season vs. Occidental (7 pts., CH 6 rebs.)... CH 15 pts, 8 rebs. at Wyoming.
<b>10</b>	<b>Tim Shelton</b>	Forward	6-7	245	Jr.-2L	Fresno, Calif. (Clovis West High)	10-11: 1.8 MWC: 1.5 Career Highs: Points: 17 - two times Rebounds: 12 vs. UNLV (3-7-09) Assists: 4 - three times	1.6 0.4 38.9 25.0 45.5	0.5 44.4 40.0 25.0	45.5 25.0	0 0	0 0	Returned to action against CSU after missing the game at Wyo. (strep throat)... Made last 2 3FGA after opening season 1-for-13... Played in 28 games this yr... Made 14 of last 25 FGA (.560 pct.)... 1 turnover or less in each game this season... Season-high 20 mins., 3 pts., 2 rebs., at Miami (OH)... Scored in each of the last four games.
<b>11</b>	<b>James Rahon</b>	Guard	6-5	205	So.-TR	San Diego, Calif. (Santa Clara Univ.)	10-11: 7.1 MWC: 6.7 Career Highs: Points: 25 - two times Rebounds: 5 vs. Portland (2-28-09) Assists: 5 - two times	1.6 0.8 42.6 42.2 67.6	0.8 37.6 40.7 65.0	42.2 67.6	0 0	0 0	Leads team in 3FG pct. (.426), 2nd in 3FG (49)... Had a trey in CH 16 straight gms., strk. broken 3/5 vs. CSU... 31 3FGs in last 20 gms... 13 games this season with multiple treys... 10 double-fig. scoring gms. this year... 14 gms. with 8 or more pts... Started 1st gm. as Aztec vs. Cal Poly (14 pts.)... CH 5 3FG, SH 15 pts. vs. Occidental.
<b>15</b>	<b>Kawhi Leonard</b>	Forward	6-7	225	So.-1L	Riverside, Calif. (King High)	10-11: 15.4 MWC: 14.8 Career Highs: Points: 26 vs. Wyoming (2-10-10) Rebounds: 21 at UNLV (3-13-10) Assists: 5 - four times	10.7 2.5 44.1 27.6 75.2	2.6 39.5 18.5 76.7	75.2 76.7	0 0	0 0	Midseason Wooden/Naismith Award Top-30 list... 3x MWC PoW this year... 39 career double-doubles (2nd SDSU history)... Double-doubles in 14 of last 20 games... 41 career 10+ reb. gms... 4th in the country in double-doubles w/22 and 9th in rebounding (thru Sun.)... MWC rankings: 1st rebs, 4th in pts., 4th in steals, 7th in FT pct.
<b>21</b>	<b>Jamaal Franklin</b>	Guard	6-5	185	Fr.-HS	Phelan, Calif. (Westwind Prep International)	10-11: 3.1 MWC: 3.3 Career Highs: Points: 13 vs. Utah (2-8-11) Rebounds: 10 vs. Utah (2-8-11) Assists: 2 vs. Utah (2-8-11)	2.0 0.5 48.9 33.3 52.9	0.7 45.5 30.0 70.0	52.9 70.0	0 0	0 0	Played in three straight games and 17 of last 26 gms... 38 reb. last 16 gms. (150 mins)... 29 rebounds in the last 13 games... Averaged 5.3 pts. in 9.0 minutes at the MWC Championship... Entered MWCs 3-13 from 3, but was 4-8 in MWC tourney... 1st career double-double w/CH 13 pts., CH 10 rebs., CH 2 asts. vs. Utah (2-8-11)... 6 pts., 4 rebs. at Wyoming.
<b>22</b>	<b>Chase Tapley</b>	Guard	6-2	200	So.-1L	Sacramento, Calif. (Sacramento High)	10-11: 8.4 MWC: 8.8 Career Highs: Points: 24 vs. Wyo. (1-29-11) Rebounds: 8 at Air Force (2-19-11) Assists: 9 vs. Pomona-Pitzer (12-31-09)	2.4 1.9 49.5 37.8 84.6	1.6 44.9 36.5 94.1	84.6 94.1	0 0	0 0	Missed two games with a sprained left ankle but played in last 8 gms... One turnover or less in 12 of last 19 gms. and in 19 gms. this season... Has a 3FGM in 16 of last 19 gms... Last 12 gms.: 19-of-50 3FGs (.380)... 2nd on team w/41 stl... Made 68-of-116 2FGs (.586)... Made 18 straight free throws... CH 24 pts., 10-15 FGs, 3-6 3FGs vs. Wyoming.
<b>23</b>	<b>D.J. Gay</b>	Guard	6-0	170	Sr.-3L	Sun Valley, Calif. (Poly High)	10-11: 11.2 MWC: 11.6 Career Highs: Points: 30 at New Mexico (1-15-11) Rebounds: 6 - three times Assists: 7 - two times	2.0 3.2 38.7 36.0 67.8	3.6 34.9 33.3 62.0	67.8 62.0	0 0	0 0	1 of 10 Cousy Award finalists... Played in all 137 gms since his arrival (played in a school-record 103 wins)... 117 starts, incl. 68 straight... Strk. of no TOs in 177 mins. broken vs. UNM... 103 ast, 34 TO last 31 gms (3.3 avg, 1.1 tpg)... 9 career 20-pt. gms... 1,148 career pts... Back-to-back 20-pt. gms. for 1st time of career at UNM vs. AFA... 20 pts., 6-11 3FGs vs. AFA... CH 30 pts., 7-11 3FGs at UNM.
<b>32</b>	<b>Billy White</b>	Forward	6-8	235	Sr.-3L	Las Vegas, Nev. (Green Valley High)	10-11: 9.9 MWC: 8.5 Career Highs: Points: 30 at Gonzaga (11-16-10) Rebounds: 12 - two times Assists: 4 - six times	3.8 1.6 56.7 33.3 75.0	1.4 54.7 38.5 73.0	75.0 73.0	0 0	0 0	Last 4 gms.: 16.3 ppg, 15-16 FTs... 1,252 career pts., 25th Aztec to reach 1K pts... Shooting 56.7 pct. from field... Started 49 straight gms in which he's played (career long)... 10+ pts. in season-high 4 straight games... CH 30 pts., 9 reb. at No. 11 Gonzaga... 24 pts. (10-12 FG) vs. Wichita St... Has made five of his last 12 3FGA... CH 5 steals vs. BYU in MWC final.
<b>42</b>	<b>Mehdi Cheriet</b>	Forward	6-9	225	Sr.-1L	Tarare, France (Arizona Western College)	10-11: 1.8 MWC: 1.9 Career Highs: Points: 14 - two times Rebounds: 6 - two times Assists: 2 - four times	1.0 0.2 38.9 15.8 87.5	0.1 37.5 25.0 75.0	87.5 75.0	0 0	0 0	Active this season after redshirting in 2009-10... Played in 35 games and avg. 14.1 minutes in 2008-09... 4 blks. last 14 gms (96 min)... Season-high 7 pts., 3 rebs. in 18 mins., vs. San Diego Christian... 6 pts. (3-4 FG), 2 reb. in 5 mins. vs. Wichita State... 2 blk. in 2 mins. at California... 8 pts., 3 rebs. vs. Wyoming... 5 pts. at Wyoming

red indicates projected starter, black indicates reserve

## Schedule/Results

Date	Opponent (Television)	Time/Result	Note
N.13	at Long Beach State	W, 81-65	▶ Leonard posts 18th career double-double (21 pts., 12 reb.), Gay goes for 20 pts
<b>O'Reilly Auto Parts CBE Classic</b>			
N.16	at No. 11/12 Gonzaga (ESPN2)	W, 79-76	▶ White scores a career-high 30 points; Aztecs outrebound Zags, 39-29, and deliver GU's 5th-ever loss at facility
N.20	vs. Green Bay (Oxford, Ohio)	W, 79-70	▶ Aztecs rally from 22 down in first half to win; Largest comeback for victory in Steve Fisher era
N.21	vs. IUPUI (Oxford, Ohio)	W, 61-46	▶ SDSU hit 7-of-10 three-pointers in second half; Leonard: 20 pts., 10 reb., White: 14 pts., 6 rebs.
N.22	at Miami (Ohio)	W, 77-56	▶ Aztecs go on 25-2 run in first half, 25-0 run in second half to rout RedHawks
N.26	SAN DIEGO CHRISTIAN	W, 88-69	▶ Tied home record non-conference winning streak (16); SDSU owned 60-20 adv. in points in the paint
D.1	SAINT MARY'S (The Mtn.)	W, 69-55	▶ Tapley leads team with 14 pts., Thomas adds 12 pts., 6 rebs., career-high 6 blocks
<b>Mountain West-Missouri Valley Challenge</b>			
D.4	WICHITA STATE (The Mtn.)	W, 83-69	▶ SDSU goes on 14-0 run in second half in 71-second span, White scored 9 of 14 and finished with 24 points
D.8	at California (CSN California, 4SD)	W, 77-57	▶ Aztecs snap 20-game losing streak to Pac-10 foes, break 19-losing streak at Power 6 leagues
D.11	SAN DIEGO (4SD)	W, 77-49	▶ Thomas connects on career-high eight free throws (8-9), finishes with 20 points; Leonard 13 points, 13 rebs.
D.13	CAL POLY	W, 51-45	▶ Thomas: 18 points, 15 rebounds, 5 blocks; Leonard, Tapley: DNP - flu-like symptoms; Overcome 0-18 3FG
D.18	UC SANTA BARBARA	W, 90-64	▶ Aztecs shoot blistering 69.0 percent in first half, 56.1 for game; 6 players score 10+; Thomas: 18 pts., 10 rebs.
<b>Las Vegas Holiday Hoops Classic (South Point Arena; Las Vegas, Nev.)</b>			
D.21	vs. San Francisco	W, 62-56	▶ Leonard goes for season-high 23 points, season-high 14 rebounds
D.22	vs. IUPUI	W, 56-54	▶ Gay scores team-high 18 points; Aztecs defeat Jaguars for second time this season
D.31	OCCIDENTAL COLLEGE	W, 93-50	▶ SDSU goes 21-for-24 from field in second half (.875); Rahon hits career-high 5 3FG, finishes with 15 points
J.5	*at TCU (The Mtn.)	W, 66-53	▶ Aztecs improve to 5-1 in Fort Worth in MWC games; Thomas: 18 pts., 10 rebs; Leonard: 14 pts., 11 rebs.
J.8	*at Utah (VERSUS)	W, 71-62	▶ SDSU wins for just the fourth time at Huntsman; Thomas: 17 pts., 14 rebs.; Leonard: 20 pts.; Gay: 18 pts.
J.12	*UNLV (CBS College, 4SD)	W, 55-49	▶ Leonard (15 pts., 17 rebs.) and Thomas (14 pts., 16 rebs.) outrebound UNLV by themselves, 33-31
J.15	*at New Mexico (CBS College, 4SD)	W, 87-77	▶ Gay hits 7 three-pointers, finishes with career-high 30 points; Leonard goes for 19 points, 15 rebounds
J.19	*AIR FORCE (4SD)	W, 68-55	▶ Gay goes off again, this time hitting six three-pointers en route to 20 points; White scores 10 in key 13-3 run
J.26	*at No. 9/9 BYU (CBS College, 4SD)	L, 58-71	▶ Leonard goes off for 22 points and 15 rebounds, but SDSU can't overcome Fredette's 43 points
J.29	*WYOMING (The Mtn.)	W, 96-57	▶ Tapley leads Aztecs with career-high 24 pts; all 12 Aztecs score; SDSU wins by largest margin in MWC history
F.2	*at Colorado State (CBS College, 4SD)	W, 56-54	▶ Gay hits game-winner with 1.8 seconds left; Rahon team-high 15 pts. off bench; Leonard: 12 pts., 15 rebs.
F.5	*TCU (The Mtn.)	W, 60-53	▶ White scores game-high 19 pts. (9-10 FT); Thomas: 11 pts., game-high 14 rebs.; Leonard: 11 pts., 10 rebs.
F.8	*UTAH (The Mtn.)	W, 85-53	▶ 5 Aztecs score in double figures; Leonard: 12 pts., 14 rebs.; J. Franklin: 13 pts., 10 rebs. off bench
F.12	*at UNLV (CBS College, 4SD)	W, 63-57	▶ Gay played 40 turnover-free minutes and scores a game-high 20 pts.; SDSU limits UNLV to 6.7 percent from 3
F.16	*NEW MEXICO (The Mtn.)	W, 68-62	▶ Thomas and Leonard each score 22 pts., Gay's turnover-free streak snapped at 177 minutes
F.19	*at Air Force (The Mtn.)	W, 70-58	▶ Thomas: 20 pts., 13 rebs.; Leonard: 18 pts., 15 rebs., SDSU outrebounds AFA, 50-27
F.26	*No. 7/7 BYU (CBS)	L, 67-80	▶ BYU goes 14-for-24 from distance; Leonard: 17 pts., 13 rebs., Tapley: 11 pts., Thomas: 11 rebs.
M.1	*at Wyoming (The Mtn.)	W, 85-58	▶ Four Aztecs score in double figures; Thomas: 15 pts., 11 rebs., Carlwell: Career-high 15 pts. off bench
M.5	*COLORADO STATE (The Mtn.)	W, 66-48	▶ SDSU shoots 18-for-19 from free-throw line and 50 percent in second half; Leonard: 17 pts., 12 rebs.
<b>Conoco Mountain West Conference Basketball Championships (Thomas &amp; Mack Center, Las Vegas, Nev.)</b>			
M.10	vs. (7) Utah (Quarterfinals) (The Mtn., 4SD)	W, 64-50	▶ Thomas: 13 pts., 10 reb., 8 ast.; Aztecs win fifth in a row over Utah
M.11	at (3) UNLV (Semifinals) (CBS College, 4SD)	W, 74-72	▶ Gay hits game-winner with 4.9 seconds left and finished with 15 points
M.12	vs. (1) No. 8/8 Brigham Young (VERSUS)	W, 72-54	▶ White: 1st double-double this season: 21 pts., 12 rebs.; Leonard: 20 pts., 8 reb.; SDSU back-to-back champs
<b>NCAA Basketball Championships (McKale Center, Tucson, Ariz.)</b>			
M.17	vs. (15) Northern Colorado (2R) (TNT)	W, 68-50	▶ SDSU picks up first-ever Division I NCAA Tournament win; Leonard: 21 pts., 10 reb., White: 12 pts., 13 rebs.
M.18	vs. (7) Temple (3R) (TNT)	3:10 p.m. PT	▶ San Diego State and Temple meet for first time since 1981

\* - Indicates Mountain West Conference game.

## Having Secured First NCAA Tournament Victory of the Division I Era, San Diego State Faces Temple For the Right to Advance to the Sweet 16

Coming off the school's first NCAA Tournament victory since March 9, 1968 (15,713 days without a NCAA tourney win), No. 6/5 San Diego State (33-2) will play Temple (26-7) Saturday afternoon in the third round of the 2011 NCAA Tournament.

The West Region game for the right to advance to the Sweet 16 and next week's games in Anaheim, Calif., will be the first third-round game at the McKale Center on Saturday and is scheduled to tip at 3:10 p.m. MST/PDT (Arizona and California currently have the same time). The contest will be shown nationally in high definition on TNT, is available nationally on Westwood One Radio and in Southern California on AM 600 KOGO.

The Aztecs, seeded second, continued their magical season on Thursday by picking up the first NCAA Tournament victory in 41 seasons at the Division I level, with a 68-50 victory over the 15th seed Northern Colorado. The Aztecs trailed for all of 16 seconds in becoming the first team with 33 victories this season.

Sophomore forward Kawhi Leonard recorded his 40th career double-double and the 23rd of the season (tying Michael Cage's school record), with a team-high 21 points and 10 rebounds. It was the 10th time this season that he has scored at least 20 points in a game. Senior forward Billy White continued his stellar play with 12 points and a career-high 13 rebounds. A native of Las Vegas, White has 10 or more points in a season-best five consecutive games (13.8 points, 8.4 rebounds, 2.4 assists, 16-18 FTs during the stretch) and posted consecutive double-doubles for the first time in his 138-game career. Sophomore guard Chase Tapley connected on a pair of three-point field goals for the second consecutive game and ended the contest with 14 points, four rebounds and a team-high-tying three assists. Sophomore guard James Rahon added 12 points, hitting on 2-of-3 attempts from bonus distance.

The Aztecs got another stellar defensive performance, limiting the Bears to 33.9-percent field-goal shooting and eight free-throw attempts en route to allowing 50 points. That is Northern Colorado's second-lowest scoring output of the season and more than 22 points below their scoring average. In addition, the Aztecs committed a season-low-tying four turnovers and owned a 45-33 advantage on the glass.

The Aztecs now look for consecutive NCAA Tournament victories for the first time since March 10 and 11, 1967. In the 1967 NCAA Division II Tournament, the Aztecs defeated Portland State (sub-regional) and Regis (Colo.) (regional) before falling in the quarterfinal round to Steve Fisher's alma mater, Illinois State, in triple overtime.

San Diego State and Temple are meeting for just the second time. The Aztecs claimed a 75-64 victory on Dec. 30, 1981, in the Cabrillo Classic at the San Diego Sports Arena. Steve Fisher is 2-0 against the Owls, defeating them twice in the NCAA Tournament. In the 1992 NCAA Tournament, the Wolverines recorded a 73-66 decision over the Owls in Atlanta, Ga. The '92 Michigan team was the freshman year for the Fab Five and Fisher guided his squad to the national championship game and losing to Duke, 71-51. In 1993, Fisher and UM disposed of Temple in the Elite Eight round, 77-72, en route to advancing to the national championship game and falling to North Carolina, 77-71.

## Contact Information

### ▶ San Diego State

<b>Mike May,</b> Assistant AD/MRD	
Office	(619) 594-5547
Cell	(619) 957-8372
Home	(619) 644-1767
Fax	(619) 582-6541
E-Mail	mmay@mail.sdsu.edu
Web	goaztecs.com
	twitter.com/goaztecs
	facebook.com/goaztecs
	youtube.com/goaztecscom

### **Darin Wong,** Assistant Media Relations Director

Office	(619) 594-5547
Cell	(310) 489-2378
E-Mail	dwong@mail.sdsu.edu

**San Diego State Record When...**

**Double-Figure Scoring**

Name	10-11	Career*
Billy White	16-1	49-13
D.J. Gay	18-0	46-9
Kawhi Leonard	29-2	48-7
Malcolm Thomas	19-1	31-6
Chase Tapley	12-1	20-6
Tim Shelton	-	7-5
James Rahon	10-1	10-1
Brian Carlwell	3-0	5-1
Jamaal Franklin	1-0	1-0
Alec Williams	-	1-0

**Scoring 20+ Points**

Name	10-11	Career*
Kawhi Leonard	9-1	11-2
D.J. Gay	4-0	7-2
Malcolm Thomas	3-0	7-0
Billy White	3-0	7-1
Chase Tapley	1-0	1-0

**Grabbing 10+ Rebounds**

Name	10-11	Career*
Kawhi Leonard	21-2	34-8
Malcolm Thomas	11-1	17-2
Billy White	2-0	4-1
Tim Shelton	-	2-1
Brian Carlwell	1-0	1-0
Jamaal Franklin	1-0	1-0

**San Diego State Single-Game Leaders**

**Scoring**

Name	10-11	Career*
Kawhi Leonard	15	26
Billy White	5	20
D.J. Gay	6	17
Malcolm Thomas	8	16
Chase Tapley	4	6
Tim Shelton	-	3
James Rahon	2	2
Brian Carlwell	1	1

**Rebounding**

Name	10-11	Career*
Kawhi Leonard	24	43
Malcolm Thomas	8	21
Billy White	2	20
Tim Shelton	-	10
Chase Tapley	1	2
Brian Carlwell	1	1
D.J. Gay	-	1

**Assists**

Name	10-11	Career*
D.J. Gay	19	52
Malcolm Thomas	9	19
Kawhi Leonard	11	15
Chase Tapley	7	12
Billy White	4	5
Tim Shelton	-	3
Brian Carlwell	-	1
LaBradford Franklin	1	1

\* while at San Diego State

**San Diego State in NCAA Tournament Career Statistics**

Player	G-GS	FG-A	PCT.	3FG-A	PCT.	FT-A	PCT.	REB	AVG.	A	TO	BS	ST	PTS	AVG	HI
Kawhi Leonard	2-2	14-29	.483	3-9	.333	2-2	1.000	22	11.0	4	3	4	2	33	16.5	21
D.J. Gay	2-2	6-19	.316	3-11	.272	6-6	1.000	7	3.5	4	1	1	0	21	10.5	16
Billy White	2-2	8-20	.400	1-2	.500	2-4	.500	14	7.0	3	3	0	3	19	9.5	12
Chase Tapley	2-1	6-15	.400	2-9	.222	2-3	.667	6	3.0	4	2	2	1	16	8.0	14
Malcolm Thomas	2-2	4-12	.333	0-0	.000	4-7	.571	8	4.0	5	3	3	1	12	6.0	8
James Rahon	1-0	4-7	.571	2-3	.667	2-2	1.000	1	1.0	0	0	0	1	12	12.0	12
Brian Carlwell	2-0	1-5	.200	0-1	.000	1-2	.500	10	5.0	0	0	1	0	3	1.5	3
Jamaal Franklin	1-0	0-0	.000	0-0	.000	0-0	.000	0	0.0	0	0	0	0	0	0.0	0
Tim Shelton	1-0	0-2	.000	0-1	.000	0-0	.000	2	2.0	0	0	0	0	0	0.0	0

**What You Need to Know**

**BEST STARTS**

▶ San Diego State is 33-2 and has posted its best 35-game record in school history. This is the 90th season of Aztec basketball. Prior to this season, the best 35-game record in school history was 26-9, which was set by the 2008-09 squad.

▶ The Aztecs' 33 victories are the most in school history. The previous record of 26 was set by the 2008-09 NIT semifinalists, which finished the year with a mark of 26-10.

▶ San Diego State owns the nation's best record at 33-2 entering Friday's second round (Kansas and Ohio State play Friday), and is one of three teams in the country with two losses (Kansas, Ohio State).

▶ Entering Friday's action at the NCAA Tournament, San Diego State owns the most wins in the nation (33). Kansas and Ohio State have 32 victories entering their Friday second round games.

▶ SDSU is the only school in the country to have lost to just one team this season. Both of the Aztecs' defeats have come to Brigham Young.

▶ In the first 87 seasons of basketball at San Diego State, the Aztecs never had a 25-win season. Now they have three straight seasons with 25 or more. In 2008-09, SDSU won a school-record 26 games, last year it won 25 contests and this season the Aztecs are up to 33 wins. Through March 6, only nine schools in the country had won 25 or more games each of the last three seasons (2008-09, 2009-10 and 2010-11): Brigham Young, Duke, Kansas, Old Dominion, Pittsburgh, Purdue, San Diego State, Syracuse and Utah State.

**INSIDE THE RECORD**

▶ Of San Diego State's 33 wins this season, 21 have been by double digits.

▶ The Aztecs have 19 road/neutral wins this season (19-1), which is the most among AP top-10 squads. The chart in the next column shows the most road/neutral wins among the RPI top 60 entering the NCAA Tournament.

▶ San Diego State finished the regular season with an impressive 11-2 record against teams ranked in the top 70 of the RPI entering the NCAA Tournament.

**Most Victories/SDSU History**

Rk.	Season	Record	Postseason
1.	♦2010-11	33-2	NCAA
2.	♦2008-09	26-10	NIT
3.	♦2009-10	25-9	NCAA
4.	♦2005-06	24-9	NCAA
	1966-67	24-5	NCAA DII
	1940-41	24-7	NAIA
	1938-39	24-7	NAIA

♦ - Division I era.

▶ Another example of San Diego State's ability to win away from home is shown by the RPI win total. The RPI gives different win values depending upon where the game is played (a home win is worth 0.6, a neutral win is worth 1.0 and a road win is worth 1.4). Only Division I games count in the RPI. The chart in the next column shows the teams with the highest RPI win totals entering the NCAA Tournament.

▶ San Diego State finished Mountain West Conference play with a 14-2 record for the first time in the 12-year history of the program. The best record for a Mountain West campaign prior to this season was 13-3, which was established by the 2005-06 squad. That team won the regular-season title outright and eventually won the MWC Championship crown.

**TRENDS**

▶ San Diego State is one of the top defensive teams in the country. The Aztecs rank eighth in scoring defense (58.9), 15th in field-goal percentage defense (39.6), 23rd in three-point field-goal percentage defense (30.9) and fifth in fouls committed per game (14.9). San Diego State is 22-0 this season when holding opponents to 40 percent or less from the field.

▶ The Aztecs rank 13th nationally in rebound margin at +6.7. The Aztecs have out rebounded 26 of 35 opponents this season and SDSU has been outrebounded only four times in its last 20 games.

▶ San Diego State is 21st nationally in fewest turnovers per game at 11.1. The Aztecs are 18-1 this season when owning a turnover advantage.

▶ San Diego State is 27-0 this season and has won 36 straight games when owning a better field-goal percentage than its opponent.

▶ San Diego State has won 44 consecutive games when ahead with five minutes to go in the game.

▶ San Diego State has won 41 consecutive games vs. teams not ranked at game time.

**Quick Personnel Notes**

For complete notes on San Diego State players, look to the players section later in this note packet. Below are a couple of quick notes on the players that make up San Diego State's starting lineup.

**Kawhi Leonard, So., F**

[FoxSports.com Second-Team All-American](#), [All-MWC First Team](#), [All-MWC Defensive Team](#), [All-MWC Tournament Team](#)

▶ **MWC All-Game Ranks:** 1st in rebounding (10.6), 4th in scoring (15.6), 4th in steals (1.44), 7th in free throw per-

**Most RPI Wins**

Rk.	School	RPI Wins
1.	Belmont	30.4
2.	<b>San Diego State</b>	<b>30.0</b>
3.	Kansas	28.8
4.	Brigham Young	28.2
5.	Ohio State	27.6

Entering the NCAA Tournament.

### West Region Tradition

SDSU and Northern Colorado were the only teams in the West Region to have never won an NCAA Tournament game entering second round action. Ironically, those teams played Thursday and SDSU emerged with the win. The 16 teams in this year's West Region have combined for 416 NCAA Tournament wins, 43 Final Four appearances and 10 national championships entering Friday. In addition, a 2011 West Region team has been a No. 1 seed on 29 occasions.

Seed	Team	Victories	No. 1 Seeds	Final Four Appearances	Championships
1.	Duke	94	11	15	4
2.	<b>San Diego State</b>	<b>1</b>	<b>0</b>	<b>0</b>	<b>0</b>
3.	Connecticut	47	5	3	2
4.	Texas	33	1	3	0
5.	Arizona	43	5	4	1
6.	Cincinnati	41	1	6	2
7.	Temple	32	1	2	0
8.	Michigan	42	2	6	1
9.	Tennessee	16	0	0	0
10.	Penn State	9	0	1	0
11.	Missouri	22	1	0	0
12.	Memphis	32	2	3	0
13.	Oakland	1	0	0	0
14.	Bucknell	2	0	0	0
15.	Northern Colorado	0	0	0	0
16.	Hampton	1	0	0	0
<b>Total</b>	<b>16 Teams</b>	<b>416</b>	<b>29</b>	<b>43</b>	<b>10</b>

centage (75.2), 8th in field goal percentage (44.8), 8th in minutes played (32.3).

- ▶ **NCAA Ranks:** 4th in double-doubles (22), 9th in rebounding (10.7), through games of March 16, according to the NCAA.
- ▶ Midseason Wooden/Naismith Award Top-30 list
- ▶ Led the Mountain West Conference in rebounding for the second consecutive year.
- ▶ Has won Mountain West Conference Player of the Week honors three times this season and has six career awards.
- ▶ His 23 double-doubles this season matches the school record of 23 set by Michael Cage in 1984 (his senior season).
- ▶ Has 15 double-doubles in his last 21 games.
- ▶ Has 42 career games with 11 or more rebounds.

#### D.J. Gay, Sr., G

All-MWC First Team, All-MWC Tournament Team

- ▶ **MWC All-Game Ranks:** 2nd in assist-to-turnover ratio (2.47), 2nd in minutes played (34.8), 5th in three-point field goals made (1.94), 9th in three-point field goal percentage (35.6), 10th in assists (3.17), 16th in scoring (11.1).
- ▶ **NCAA Ranks:** 22nd in assist-to-turnover ratio
- ▶ One of 10 Cousy Award finalists.
- ▶ Played in all 138 games since his arrival (played in a school-record 104 SDSU wins).
- ▶ Hit his second game-winning shot of the season in the MWC semifinals at UNLV... His other came at Colorado State.
- ▶ Had a streak of 177 minutes without a turnover during conference play.
- ▶ Recorded back-to-back 20-point games for the first time of his career at New Mexico and against Air Force... He had 20 points, 6-11 3FGs vs. the Falcons and a career-high 30 points, 7-11 3FGs at UNM.

#### Malcolm Thomas, Sr., F

All-MWC Second Team, All-MWC Defensive Team

- ▶ **MWC All-Game Ranks:** 2nd in rebounding (8.1), 2nd in blocked shots (2.03).
- ▶ **NCAA Ranks:** 47th in blocked shots (2.1).
- ▶ Earned Mountain West Conference Player of the Week Honors four times this season.
- ▶ Had his streak of 17 consecutive games with a blocked shot snapped in the MWC semifinals at UNLV.

- ▶ Has 19 career double-doubles.
- ▶ Ranks second in SDSU history for blocked shots in a career. (123 at SDSU; 187 career total).
- ▶ Made 79 for last 112 from FT (.705).
- ▶ Made 123 for last 223 from field (.552).

#### Billy White, Sr., F

Honorable Mention All-MWC, MWC All-Tournament Team

- ▶ **MWC All-Game Ranks:** 8th in blocked shots (0.76)
- ▶ Started 50 straight games in which he's played (career long).
- ▶ Has 1,264 career points and was the 25th Aztec to reach 1,000 points.
- ▶ Shooting 55.7 percent from field this season.
- ▶ Put up his second straight double-double, the first time he has done so in his career, vs. Northern Colorado (12 points, career-high 13 rebounds).
- ▶ Had 21 points, 12 rebounds and five steals in the MWC Championship game against BYU.

#### Chase Tapley, So., G

- ▶ One turnover or less in 20 games this season.
- ▶ Has a 3FGM in 17 of last 20 games
- ▶ Last 14 games.: 21-of-56 3FGs (37.5 pct.).
- ▶ Made 20 of his last 21 free throws.

### Rare Air

The 2010-11 editions of San Diego State, Kansas and Ohio State become the 10th, 11th and 12th schools in the history of the NCAA Division I to enter the tournament with at least 32 victories and two or fewer losses.

This is the first time in the history of the bracket that three teams have met both the criteria above in the same season.

The good news is that of the previous nine schools with at least 32 wins and two or fewer losses, six have gone on to reach the Final Four. The bad news is that none have gone on to win the title. The chart on the next page takes a closer look.

Season	Team	Record	NCAA
1986	Duke	32-2	Runner-Up
1987	UNLV	33-1	Final Four
1997	Kansas	32-1	Sweet 16

### Aztecs in the Polls

Week	AP	Coaches
Preseason	25 (158)	26 (73)
1; Nov. 15	25 (162)	26 (72)
2; Nov. 22	18 (567)	22 (164)
3; Nov. 29	17 (594)	19 (229)
4; Dec. 6	14 (759)	15 (315)
5; Dec. 13	11 (914)	10 (440)
6; Dec. 20	7 (1,134)	7 (564)
7; Dec. 27	7 (1,157)	7 (571)
8; Jan. 3	6 (1,198)	6 (600)
9; Jan. 10	6 (1,249)	6 (618)
10; Jan. 17	6 (1,294)	6 (633)
11; Jan. 24	4 (1,386)	4 (677)
12; Jan. 31	7 (1,218)	6 (592)
13; Feb. 7	6 (1,259)	6 (614)
14; Feb. 14	6 (1,256)	6 (623)
15; Feb. 21	6 (1,327)	4 (672; 3)
16; Feb. 28	9 (1,151)	9 (542)
17; Mar. 7	7 (1,197)	6 (592)
18; Mar. 13	--	5 (619)
18, Mar. 14	6 (1,322)	--

Number in red represents first-place votes.

**All-Time Series vs. Temple**

Series: San Diego State leads, 1-0  
 Home: 1-0, Away: 0-0, Neutral: 0-0

Date	Location	Score
D.30.81	San Diego (SA) (CC)	W 75-64

*Steve Fisher era games in red. SA - San Diego Sports Arena, CC - Cabrillo Classic (San Diego, Calif.).*

**San Diego State vs. Temple Career Statistics**

Player	G-GS	FG-A	PCT.	3FG-A	PCT.	FT-A	PCT.	REB	AVG.	A	TO	BS	ST	PTS	AVG	HI
--------	------	------	------	-------	------	------	------	-----	------	---	----	----	----	-----	-----	----

No San Diego State player stats vs. Temple

1999	Duke	32-1	Runner-Up
2005	Illinois	32-1	Runner-Up
2008	Memphis	33-1	Runner-Up
	North Carolina	32-2	Final Four
2010	Kentucky	32-2	Elite Eight
	Kansas	32-2	Second Round
<b>2011</b>	<b>San Diego State</b>	<b>32-2</b>	
	Kansas	32-2	
	Ohio State	32-2	

\* All records are entering the NCAA Tournament.

**Fisher in the Postseason**

Steve Fisher is 21-9 all-time in 11 NCAA Tournament appearances. He entered the tournament ranked 10th among active head coaches with a winning percentage of .690 and is one of 11 coaches to have one at least one national championship, joining Jim Boeheim, Jim Calhoun, Billy Donovan, Tom Izzo, Mike Krzyzewski, Rick Pitino, Bill Self, Tubby Smith, Gary Williams and Roy Williams. In NCAA first round games, Fisher has a record of 6-5 with four of those losses coming by a combined total of 17 points. In National Invitation Tournament games, Fisher is 11-6 all-time with the 1997 NIT title under his belt.

**Fisher and the Seedings**

The Aztecs' No. 2 seed is the second-highest seed by a Steve Fisher-coached team. Fisher's only No. 1 seed came in 1993, when Michigan earned top billing in the West Region. The Wolverines went on to finish runner-up in the NCAA Championship, falling to fellow No. 1 seed North Carolina, 77-71.

SDSU's No. 2 seeding is the program's best ever. In Fisher's three previous trips to the NCAA Tournament with San Diego State, the teams were seeded 13th (2002), 11th (2006) and 11th (2010).

In his seven trips to the NCAA Tournament while at Michigan, Fisher's teams were seeded third (1989), third (1990), sixth (1992), first (1993), third (1994), ninth (1995) and seventh (1996).

**Experience vs. Inexperience**

Steve Fisher is one of the most successful NCAA Tournament coaches in history. Even though San Diego State posted its first victory in the NCAA Division I tournament on Thursday, there is still a huge gap between what Fisher has done in the tournament and what the Aztecs have accomplished to date. The contrast between the two is broken out below.

	Fisher	SDSU
Seasons Coached/Seasons Division I	21st	41st
NCAA Tournaments	11th	7th
NCAA Championships	1	0
NCAA Championship Game Appearances	3	0
NCAA Tournament Games	30	7
NCAA Tournament Record	21-9	1-6
First-Round Record	6-5	1-6
Second-Round Record	4-1	0-0
Regional Semifinal Record	4-0	0-0

Regional Final Record	3-1	0-0
National Semifinal Record	3-0	0-0
National Championship Game Record	1-2	0-0

**Aztecs vs. the Field**

San Diego State is 7-2 this season against teams in the field of 68 having gone 3-0 vs. the Southwest Region's No. 8 seed UNLV, 1-0 vs. the West's No. 15 seed Northern Colorado, 1-0 vs. the Southeast's No. 11 seed Gonzaga, 1-0 vs. the Southeast's No. 15 seed UC Santa Barbara and 1-2 vs. the Southeast's No. 3 seed Brigham Young.

**SDSU-Temple: The Series**

- ▶ San Diego State and Temple have played once before and Saturday is the first meeting since Dec. 30, 1981.
- ▶ The Aztecs won that lone meeting at the Cabrillo Classic inside the San Diego Sports Arena, 75-64.

**Fisher vs. Temple**

- ▶ Steve Fisher is 2-0 vs. Temple during his time as head coach.
- ▶ Both of Fisher's games with Temple have occurred in the NCAA Tournament.
- ▶ The last time Fisher and Temple crossed paths was in the 1993 NCAA Tournament. His Michigan squad defeated the Owls, 77-72, in the Elite Eight and advanced to the Final Four. The contest, which occurred on March 28, 1993, was played inside Saturday's venue, McKale Center.
- ▶ The first meeting between Fisher and Temple was in the first round of the 1992 NCAA Tournament. Fisher guided his Wolverines to a 73-66 victory in Atlanta, Ga.

**SDSU vs. the Atlantic 10**

San Diego State is 3-7 all-time vs. current members of the Atlantic 10. Saturday's match-up with Temple is the first with an A-10 club since facing Dayton at the EA Sports Maui Invitational on Nov. 25, 2003. The Flyers won that game, 76-71.

The Aztecs are 1-0 vs. both Temple and Fordham, 1-1 vs. La Salle, 0-1 vs. Richmond and Rhode Island, and 0-2 against Dayton and Charlotte.

Brian Carlwell is the only Aztec to have played against an A-10 team. While at Illinois, Carlwell played one minute vs. Xavier on Dec. 29, 2006, in Cincinnati, Ohio.

**Fisher vs. the Atlantic 10**

In a bit of a surprise, Steve Fisher has less experience vs. the league than San Diego State as a program. The national championship coach is 4-1 vs. current members of the league, posting a 2-0 mark vs. Temple, a 1-0 record vs. both Xavier and George Washington and losing his only match-up with Dayton.

This is Fisher's first coaching assignment vs. the Atlantic 10 since March 28, 1993, when his Michigan squad played Temple in the Elite Eight. In fact, prior to facing the Owls, Fisher took on George Washington two days earlier in the Sweet 16.

## Steve Fisher Named Naismith Coach of the Year Finalist

San Diego State men's basketball head coach Steve Fisher has been named a finalist for the Naismith Coach-of-the-Year Award, the Atlanta Tipoff Club announced today. Fisher is one of four finalists for the award, joining Ohio State's Thad Matta, Notre Dame's Mike Brey and Brigham Young's Dave Rose.

Fisher, who was named the USBWA District IX Coach of the Year and the Mountain West Conference Co-Coach of the Year last week, has helped the Aztecs go 32-2 this season. Fisher led No. 6/5 SDSU to a 72-54 victory over Brigham Young on Saturday for its second consecutive Mountain West tournament championship. In addition, San Diego State earned a share of the regular season title. The Aztecs have been in the top 25 every week and in the top 10 of both major college basketball polls for 13 straight weeks.

## Conference Champions

San Diego State claimed its fifth and sixth Mountain West Conference championships after claiming its second MWC regular-season title after finishing league action with a 14-2 record and capturing the conference tournament crown.

The Aztecs won a share of the regular-season crown this season and claimed the 2006 title outright. At the conference tournament, SDSU has earned the league's automatic bid after winning in 2002, 2006, 2010 and 2011.

This year's regular-season title is just the program's second in the past 33 seasons, which spans San Diego State's membership in both the Mountain West and Western Athletic Conferences.

## Fisher's Time of Year

It is late in the season and this is when head coach Steve Fisher's teams are known to make a run. Including conference tournaments and postseason tournaments, Fisher owns a 47-22 record in postseason play. That includes a 16-8 mark in the MWC tournament, a 10-5 record in the post-season NIT and a remarkable 21-9 record in the NCAA Tournament.

## Win Streaks

Below is a look at San Diego State's major active win streaks.

- ▶ 41-game streak against unranked teams.
- ▶ 31-game homecourt winning streak against unranked teams.
- ▶ 19-game road/neutral winning streak over unranked teams.
- ▶ 7-game winning streak at neutral sites.
- ▶ 6-game road winning streak.

## Best Records

At 33-2, San Diego State not only has the best winning percentage in the country (.943), it has put together the best 35-game record in San Diego State and Mountain West Conference history. The Aztecs have also given Steve Fisher's his best 35-game record of his storied career.

Fisher's other best starts have resulted in good success in the NCAA Tournament.

	Record after 35 Games	Postseason
2010-11 San Diego State	33-2	NCAA No. 2 Seed
1992-93 Michigan	31-4	NCAA, Runner-Up
2008-09 San Diego State	26-9	NIT semifinals

Prior to this 35-game run, Fisher's best opening mark was a 30-4 record set by his 1992-93 Michigan team. That year, Fisher guided the Wolverines to the national title game for the second consecutive season, falling in the national title game to North Carolina, 77-71.

That year, Michigan was led by members of the Fab Five, including sophomore Chris Webber (19.2 ppg, 10.1 rpg), sophomore Ray Jackson (9.0 ppg, 4.1 rpg), sophomore Juwan Howard (14.6 ppg, 7.4 rpg), sophomore Jalen Rose (15.4 ppg, 4.2 rpg) and sophomore Jimmy King (10.8 ppg, 4.4 rpg).

## Emphasizing Free Throws

At the end of the first half of conference play, Steve Fisher and the staff reemphasized areas that they felt the team needed to improve on. Number one on the list was getting to the free-throw line more frequently.

The extra attention placed on getting to the line has paid off as San Diego State shot 22 or more free throws in six of its last eight games to close the conference campaign. Prior to the second half of the MWC season, the Aztecs shot 20 or more free throws in a game just once in the previous 12 games.

Here is a comparison on free throws made and attempted from the first conference meeting to the second conference meeting.

	1st Meet. FTM-FTA	2nd Meet. FTM-FTA
TCU	4-6	18-24
Utah	8-18	16-26
UNLV	13-17	20-22
New Mexico	20-29	21-31
Air Force	7-16	24-33
Brigham Young	9-15	11-16
Wyoming	9-15	19-24
Colorado State	8-10	18-19

**TOTALS**                      **60-96 (62.5 pct.)**                      **147-195 (75.4 pct.)**

Comparing the first and second rotation through the Mountain West Conference, the Aztecs shot 99 more free throws and made 87 more free throws in the second encounter when compared with the first go around. SDSU's free throw percentage increased by nearly 13 percent (62.5 to 75.4) in the same span.

In the conference tournament, San Diego State did not shoot more than 19 free throws in a game, but outshot two of its three opponents (Utah and UNLV) and nearly made more free throws than its opponents took (35-37). Over the three days in Las Vegas, SDSU shot 71.4 percent from the line (35-49).

The Aztecs have been particularly good late in games, making 74.6 percent of their free throw attempts in the final five minutes of the last 12 games. San Diego State has also shot 35 more free throws and made 20 more than its opponents in the final five minutes.

## Wing-Spanning the Court

San Diego State's frontline may have one of the longest wingspans in the country with two over seven feet long and another one longer than 6-10. What comes off the bench is equally impressive as both are 6-9 and longer. Below are the wingspans of the Aztec frontline.

	Wingspan
Brian Carlwell	7-1 3/8
Malcolm Thomas	7-0 1/2
Kawhi Leonard	7-0 3/8
Billy White	6-10 7/8
Mehdi Cheriet	6-9 1/2

## SDSU in the MWC

### All Game Rankings

Scoring offense	3rd
Scoring defense	1st
Scoring margin	2nd
FT percentage	4th
FG percentage	2nd
FG percentage defense	1st
3FG percentage	5th
3FG percentage defense	1st
3FG made	6th
Rebounding offense	2nd
Rebounding defense	1st
Rebounding margin	1st
Blocked shots	2nd
Assists	6th
Steals	6th
Turnover margin	3rd
A/TO ratio	4th
Offensive rebounds	1st
Defensive rebounds	4th
Defensive rebound pct.	4th
Offensive rebound pct.	1st

### MWC Game Rankings

Scoring offense	3rd
Scoring defense	1st
Scoring margin	2nd
FT percentage	3rd
FG percentage	6th
FG percentage defense	1st
3FG percentage	5th
3FG percentage defense	1st
3FG made	5th
Rebounding offense	1st
Rebounding defense	2nd
Rebounding margin	1st
Blocked shots	1st
Assists	7th
Steals	T-6th
Turnover margin	3rd
A/TO ratio	4th
Offensive rebounds	1st
Defensive rebounds	2nd
Defensive rebound pct.	4th
Offensive rebound pct.	1st

## Aztecs Break Single-Season Attendance Record

Prior to this season, SDSU sold out Viejas Arena eight times in 13 years. In 2010-11, the Aztecs have played before 13 sell-out crowds. Against Utah, San Diego State set the school single-season attendance record after playing just 12 home games. Below is where this season stacks up with other well-attended seasons on Montezuma Mesa.

### San Diego State Top-5 Season Attendance

Rk.	Year	Games	Total
1.	10-11	15	175,027
2.	08-09	18*	126,420
3.	06-07	16	125,135
4.	02-03	17	121,926
5.	09-10	15	108,412

\* - SDSU played a NIT game at USD's Jenny Craig Pavilion, which the NCAA considers a home game for the Aztecs.

### Viejas Arena Only Top-5 Season Attendance

Rk.	Year	Games	Total
1.	10-11	15	175,027
2.	06-07	16	125,135
3.	02-03	17	121,926
4.	09-10	15	108,412
5.	05-06	15	105,209

## Leonard at Top of Mountain

Kawhi Leonard, in not even two full seasons, ranks atop the Mountain West Conference double-doubles list in three categories and is dangerously close to taking over another. Below is where he ranks on a conference level.

### Career Double-Doubles in MWC Games

1. Kawhi Leonard (SDSU), 2010-present	21
2. Marcus Slaughter (SDSU), 2003-06	17

### Single-Season Double-Doubles in MWC Games

1. Kawhi Leonard (SDSU), 2010-11	12
2. Jason Smith (CSU), 2006-07	10

### Career Double-Doubles for All Games

1. Kawhi Leonard (SDSU), 2010-present	40
1. Andrew Bogut (Utah), 2003-05	40

### Single-Season Double-Doubles for All Games

1. Andrew Bogut (Utah), 2004-05	26
2. Kawhi Leonard (SDSU), 2010-11	23

## Quality Road Wins

With a 12-1 road record and an 18-1 mark away from home this season, it would be tough to believe that any team in the nation has a more impressive resume away from home than San Diego State.

Below is a game-by-game look at the Aztecs' road wins this season. All information is through the end of the regular season.

	<u>'10-11 Home Record*</u>
at Long Beach State	11-1
at Gonzaga	14-1
at Miami (Ohio)	12-3
at California	11-5
at TCU	8-7
at Utah	9-5
at New Mexico	13-2
at Colorado State	9-3
at UNLV	11-3
at Air Force	11-4
at Wyoming	10-6
<b>TOTAL</b>	<b>119-40</b>

\* - does not include a loss to San Diego State

A few notes from several of the road victories this season.

at Gonzaga (W, 79-76) - The Zags are 10-1 in their other home games this season... SDSU's win snapped Gonzaga's 12-game homecourt win streak... After the loss, Gonzaga's record in the building's lifetime was 77-5.

at California (W, 77-57) - The victory snapped Cal's 21-game homecourt win streak against non-conference teams... The Bears were 19-1 in their previous 20 home games before falling to SDSU.

at New Mexico (W, 87-77) - San Diego State snapped New Mexico's 12-game homecourt winning streak... San Diego State built an 18-point lead at one point, marking the largest deficit for a Lobo team at The Pit since Jan. 24, 2007.

at Colorado State (W, 56-54) - D.J. Gay hit the game-winning shot with 1.8 seconds left in regulation and then stole the inbound pass as time expired.

at UNLV (W, 63-57; W, 74-72) - San Diego State twice won at a place where the rest of the nation is 6-36 against UNLV since Dec. 17, 2008... The Aztecs beat UNLV in the regular season and in the semifinals of the conference tournament, which takes place on its home floor... Since Dec. 17, 2008, the Aztecs are 5-1 against the Runnin' Rebels at Thomas & Mack Center.

at Wyoming (W, 85-58) - The Aztecs won at Arena Auditorium, a place where they have won only six times prior to this season and had not won at the venue since 2008... The Cowboys entered the game 2-0 at home under interim head coach Fred Langley.

## Beating the Best

Entering the third round of the NCAA Tournament, San Diego State owns four victories over teams that finished in first place in their respective conferences and three victories over teams that ended the regular season in second place in their league standings.

The Aztecs own victories over regular-season conference champions Northern Colorado (Big Sky), Long Beach State (Big West), Saint Mary's (West Coast Conference) and Gonzaga (West Coast), which also won its conference tournament.

In addition to Gonzaga, San Diego State beat UC Santa Barbara, which won the Big West tournament.

SDSU also owns victories over second-place finishers Wichita State (Missouri Valley), Cal Poly (Big West) and Miami (Ohio) (MAC-East).

## D.J. Does it Again

For the second time this season, D.J. Gay hit a game-winner and could not have come at a better time. With UNLV storming back in the second half and eventually taking the lead with under a minute to play, the Aztecs had their backs against the wall. A pair of Malcolm Thomas free throws knotted the score at 72 and after a major defensive stop, Gay went to work with less than 20 seconds to play. The senior guard faked driving to his right, went left and dropped a floater with 4.9 seconds to play. Earlier this season, Gay knocked down a fadeaway 19-footer along the sideline at Colorado State, which is described later in this note packet.

## Frontcourt Doing Work

The San Diego State frontcourt duo of Kawhi Leonard and Malcolm Thomas has been one of the best in the nation. Leonard averages a double-double (15.6 points, 10.6 rebounds), while Thomas puts up 11.3 points and 8.1 boards.

In fact, the twosome may be the best passing frontcourt as well. Leonard ranks second on the team in assists (2.5) and Thomas is not far behind at 2.2. From the field, they are beasts inside the three-point arc as Thomas is a 55.4 percent shooter and Leonard shoots at a 48.1 percent clip.

Over their last nine games Leonard is averaging 17.6 points, 10.7 rebounds and 2.1 assists, while Thomas is averaging 12.6 points, 8.1 boards, 2.6 assists and 1.7 blocks.

Starting forward Billy White has also played recently as well. The Las Vegas, Nev., product is coming off a 12-point, 13-rebound effort vs. Northern Colorado and a 21-point, 12-rebound performance vs. No. 8/8 BYU in the MWC championship game. He has scored in double figures in a season-best five straight games for the first time since the second through sixth games of the 2009-10 campaign. Over his last five outings, he is averaging 13.8 points, 8.4 rebounds, 1.8 assists and 2.0 steals, while shooting 50.0 percent from the field.

## Home Sweet Home

► San Diego State finished the season having won 31 consecutive home games against teams from outside the AP Top 25.

► After its victory over Colorado State, SDSU has won 19

of its last 20 games at Viejas Arena.

- ▶ Since the start of the 2005-06 campaign, San Diego State has compiled a 82-11 record at home and has lost only four times on Montezuma Mesa the last two seasons.
- ▶ Since Nov. 19, 2008, San Diego State has lost only three times at home, all of which were to Brigham Young.
- ▶ SDSU finished the non-MWC portion of the slate having won a program-record 22 straight home dates vs. non-conference foes.
- ▶ During its school-record 22-game non-conference home winning streak, San Diego State won by an average of 20.8 points (458 points total).

## Leonard Makes Final Wooden Award Cut

Kawhi Leonard, it was announced March 14, is one of 20 candidates on the final ballot for the 2010-11 John R. Wooden Award. A preseason top-50 and midseason top-30 candidate, Leonard is one of five sophomores on the list, one of four players from non-power conference and one of two from the Mountain West Conference.

Created in 1976, the John R. Wooden Award is the most prestigious individual honor in college basketball. It is bestowed upon the nation's best player at an institution of higher education who has proven to his or her university that he or she is making progress toward graduation and maintaining a minimum cumulative 2.0 GPA.

## Fisher, Leonard Honored by USBWA

Head coach Steve Fisher was named the United States Basketball Writers Association (USBWA) District IX Coach of the Year. Sophomore forward Kawhi Leonard, meanwhile, was voted to the all-district team.

Fisher, who was named Mountain West Conference Co-Coach of the Year earlier this week, is at the helm of an Aztec basketball program that finished the regular season with the best record in the nation at 29-2. Fisher led No. 7/6 SDSU to a share of the Mountain West regular-season title and has had the Aztecs in the top 25 every week and in the top 10 of both major college basketball polls for 12 consecutive weeks, both feats no team in the district (California, Arizona, Washington, Oregon, Hawaii, Alaska) can claim.

Leonard, meanwhile, was named to the all-District IX first squad for the second straight season after averaging 15.2 points, 10.8 rebounds and 2.8 assists. Leonard is the third two-time honoree in school history, joining Randy Holcomb (01-02) and Brandon Heath (06-07).

Leonard was the lone San Diego State representative on the 10-player all-district team despite SDSU being the top team in the district. The Aztecs went 8-0 against teams that reside in the district this season and they currently own the third-best RPI in the nation and are the highest ranked District IX club in the both top-25 polls.

## Gay, Leonard Honored by NABC

San Diego State senior D.J. Gay and sophomore Kawhi Leonard were named to the National Association of Basketball Coaches (NABC) All-District 17 First Team, the organization announced March 9.

The NABC recognizes the nation's best men's collegiate basketball student-athletes, which are selected and voted on by member coaches of the NABC. The 245 student-athletes, from 24 districts, are now eligible for the State Farm Coaches' Division I All-America teams.

This marks the sixth straight season in which San Diego State has had a player voted to the all-district squad and Leonard is the first two-time first-teamer since Brandon Heath was selected in both 2006 and 2007.

## Leonard on Naismith Midseason Top-30 List

Kawhi Leonard is on the Naismith Award Preseason Top-30 list, the Atlanta Tipoff Club announced Feb. 11. The forward is one of five sophomores on the prestigious list. Leonard is also a midseason candidate for the Wooden Award.

## Gay Taking Care of the Ball

Senior guard D.J. Gay entered the home game vs. New Mexico having played 158 consecutive turnover-free minutes, while racking up 20 assists.

As the first half came to a close, however, Gay turned the ball over, which stopped his streak at 177 straight minutes without a miscue. During those 177 minutes, the senior had 23 assists.

Even with his streak over, in his last 17 games, which covers 628 minutes, Gay has 54 assists to just 16 turnovers. And finally, in his last 32 outings, the senior has 103 assists to only 34 turnovers. He ranked second in the MWC in assist-to-turnover ratio (2.71) entering the NCAA Tournament, but finished the league season atop the standings at 3.87.

## Trio of Double-Figure Rebounders

In the game vs. Utah, San Diego State had three players finish with 10 or more rebounds. Kawhi Leonard had a game-high 14 rebounds and Malcolm Thomas and Jamaal Franklin each had 10. The Aztecs had three 10-plus rebounders for the first time since Dec. 19, 2009, at Arizona State when Leonard grabbed 11 rebounds, and Thomas and Billy White both had 10.

## Jamaal Franklin Puts on a Show

Freshman Jamaal Franklin put on a show vs. Utah at Viejas Arena. Seeing significant minutes for the first time this season with Chase Tapley nursing an injured ankle, the Phelan, Calif., native recorded his first double-double of his career with 13 points and 10 rebounds in 17 minutes off the bench. Franklin was 4-for-5 from the field, including a career-best two three-point field goals, and added a personal best two assists and one steal. His double-double was a first by an Aztec freshman not named Kawhi Leonard since Billy White went for 19 points and 12 rebounds at Wyoming on Feb. 19, 2008.

## Gay Hits Game-Winner at CSU

D.J. Gay struggled with his shot all night, but hit the one that counted the most - his last one - in helping San Diego State beat Colorado State in Fort Collins. Before the game-winner left CSU with one last chance with 1.8 seconds left on the clock, Gay was 2-for-8 from the floor. His fadeaway from 19 feet along the sideline was the second time he provided the dagger against the Rams. In the 2010 MWC tournament quarterfinals, Gay hit two free throws with 23 seconds left to lift SDSU over Colorado State.

## Saving His Best for the Road

Kawhi Leonard has 10 20-point games to his credit this season and get this, the first seven this season, and nine overall, have been away from Viejas Arena. In fact, of his 13 20-point performances, 10 have been away from campus. In addition, eight of those outings have produced double-doubles, including his 22-point, 15-rebound effort at No. 9 Brigham Young. His most recent scoring outburst came in the second round of the NCAA Tournament vs. Northern Colorado where he put up 21 points and 10 rebounds.

## Streak Halted

Prior to its loss at No. 9 Brigham Young, San Diego State had a school-record 20-game winning streak going. Below are some notes pertaining to the run.

- ▶ The 20-game winning streak was the longest winning streak in the 90-year history of the program, snapping the 1955-56 team's 13-game unbeaten run.
- ▶ The Aztecs were one of only two undefeated teams in the nation (Ohio State) before falling at No. 9 BYU.
- ▶ San Diego State had won 11 straight road/neutral games, which was a school record. The previous record was six.
- ▶ San Diego State's 20-game winning streak earlier this season marked the longest of Steve Fisher's career, both to start a season and overall. His 1992-93 squad won 12 in a row on the way to a spot in the national title game.

## Leonard and Thomas Make History

Kawhi Leonard and Malcolm Thomas etched their names in the San Diego State record book with their performance vs. UNLV on Jan. 12. Leonard finished with a game-high 17 rebounds, while Thomas added 16.

The effort marked the first time in the 90-year history of the program that two Aztecs had at least 15 rebounds in the same game.

### Three 1K Scorers is Rare

San Diego State now has three players that have scored 1,000 career points - D.J. Gay, Malcolm Thomas and Billy White.

As of March 6, only 24 Division I schools in the nation had at least three current 1,000-point scorers, but only two resided out West - San Diego State and a team it beat in the season opener, Long Beach State.

### Gay and Bob Cousy in Same Sentence

D.J. Gay was one of 10 finalists for the 2011 Bob Cousy Award, it was announced Feb. 7. The senior was on the initial watch list and has made the first two cuts, the Naismith Memorial Hall of Fame announced. The Sun Valley, Calif., native, however, did not make the final cut as he was not one of the final five players selected to be eligible to win the award.

The annual award is given to college basketball's top point guard and is named after Hall of Famer and former Boston Celtics great Bob Cousy. An original list of 70-plus candidates was trimmed to 20 by a Hall of Fame appointed, nationally based committee. The current listing of 10 finalists for the 2011 Bob Cousy Award will be narrowed down to five players by March 3. The final five players in contention for the award will be presented to Mr. Cousy and the Hall of Fame's selection committee.

### White Passes SDSU Great Brandon Heath

Senior forward Billy White surpassed Aztec great Brandon Heath for career games started. The former SDSU guard started 120 of his 125 games played and White set the new school record with his 121st career starting assignment vs. No. 8/8 BYU in the Mountain West championship game on Saturday. He now has started 122 career games.

### Gay Joins Century Club

Senior point guard D.J. Gay made his 100th career start at Utah. He became just the seventh player in school history with at least 100 starts, joining Billy White (122), Brandon Heath (120), Michael Cage (112), Leonard Allen (110), Richie Williams (109) and Chad Nelson (103). The senior currently has started 118 career games.

Gay has played in all 138 games since he stepped foot on campus.

### Running Away

This season, the Aztecs have enjoyed some dominating a scoring runs, which have helped them jump out to their strong start. San Diego State has enjoyed 40 runs of 9-0 or greater. A complete list can be found in the stats section.

### Two More Hit the 1,000 Mark

D.J. Gay and Malcolm Thomas both hit the same milestone Billy White hit earlier this year - 1,000 points for their career.

Gay entered the New Mexico game with 972 career points, while Thomas sat at 994. When the final horn sounded, Gay had 30 points and Thomas finished with six, which allowed them to hit the 1K mark. Thomas' total spans his career at both Pepperdine and San Diego State.

Gay became the 26th player in SDSU history to accomplish the feat and the 18th to do so in the Division I era (1970-71). He is also the ninth player to score 1,000 career points for Steve Fisher at San Diego State.

### Thomas Turning the Corner at the Line

Entering the season, Malcolm Thomas was a 55.1-percent free-throw shooter and had never enjoyed a season above 53 percent from the charity stripe.

That may be coming to an end this season.

Thomas is shooting 65.0 percent from the line this year and is 88 for his last 129 (68.2 percent), which comes after a sub-par start where he made just 13 of his first 28 attempts (46.4 percent).

### Gay Becomes All-Time Wins Leader at SDSU

Senior D.J. Gay became the all-time wins leader at SDSU after the Aztecs' victory over Occidental on Dec. 31, 2010. The win over the Tigers gave Gay 86 wins for his career. The guard surpassed his predecessor in Richie Williams who finished his four-year career with 85 wins. The record dates back to 1975-76. To date, Gay has participated in 104 victories and recently became the school's all-time leader in conference wins with 40 after the Aztecs defeated Utah. He finished the conference career with 45 all-time MWC victories under his belt.

Billy White, meanwhile, is not far behind as he has contributed in 100 wins (second place).

### A Tale of Two Halves

San Diego State has been a second-half team this season to date. Even though point differential between the halves is nearly the same, +238 in the second half (1,299-1,061) compared to +230 in the first (1,223-993), the stats show a stark improvement in the Aztecs after coming out of the mid-game break. Below is a comparison of SDSU's production in each half.

Category	1st	2nd
Scoring	34.9	37.1
Opp. Scoring	28.4	30.3
FG percentage	.455	.477
Opp. FG percentage	.399	.389
3FG percentage	.343	.350
Opp. 3FG percentage	.332	.293

### Cutting Down on the Turnovers

After committing 81 turnovers in the first six games of the season, San Diego State has cut down on its total considerably the last 29 games where it has just 299 miscues, including a season-tying low four vs. Northern Colorado in the second round of the NCAA Tournament. In the first half dozen outings, the Aztecs averaged 13.5 turnovers compared to only 10.3 since.

### Iron Man

D.J. Gay is arguably one of the nation's iron men as he has played in every game since he has stepped foot on campus. The guard from Sun Valley, Calif., has seen action in all 138 games, while earning the starting nod 118 times. In each of his three seasons on campus, Gay has seen his minutes per game increase from 23.8 as a freshman to 26.7 as a sophomore to a team-best 34.6 minutes last year as a junior. This season, he is averaging 34.8 minutes and played 582 of a possible 640 minutes in Mountain West Conference action. The senior has also started 69 straight games.

### Double-Double Machine

Just a sophomore, Kawhi Leonard is in second place for most double-doubles in school history (since 1975-76 season) with 40 career double-doubles. Leonard's 17 double-doubles last year were a freshman school record, which was previously owned by Michael Cage when he had 10 in 1981. This year's total of 23 is tied for the most in a single season in program history (Cage - 23; 1984). Leonard sits behind Cage's 61 career double-doubles.

### Spark Off the Bench

Sophomore James Rahon has provided a huge spark off the bench this season. The San Diego native is averaging 7.3 points, which ranks sixth on the team, and is shooting 43.1 percent from the field, including a team-best 42.9 percent from three-point distance.

This season, Rahon has reached double figures in scoring 11 times (eight points or more 15 times), has shot 50 percent or better from the field 13 times and has connected on multiple three-pointers on 14 occasions. He is also averaging 21.9 minutes.

## White Joins 1,000-Point Club

Billy White became the 25th player in school history and the 17th since 1970-71 (Division I era) to score 1,000 points for his San Diego State career on Dec. 1, 2010. The four-year starter needed seven points vs. Saint Mary's to hit the 1,000 mark and finished with nine on the night. He was awarded with a game ball in a pregame ceremony prior to the Wichita State game on Dec. 4.

## Milestone Win at California

Below are some tidbits on San Diego State's win at California.

- ▶ San Diego State snapped a 19-game road losing streak playing at teams from Power-6 conferences, dating back to an 82-70 overtime win at Northwestern on Dec. 3, 1996.
- ▶ The Aztecs snapped a 20-game road losing streak to Pac-10 teams, dating back to a 49-47 victory over at Oregon on Dec. 11, 1982.
- ▶ SDSU is now 6-51 lifetime at Pac-10 opponents and the victory snapped a 20-game losing streak in road matchups against the league. The Aztecs' five previous Pac-10 road wins occurred on Jan. 4, 1941 (California), Dec. 22, 1953 (Arizona State), Dec. 9, 1971 (Arizona), Jan. 7, 1978 (Arizona State) and, Dec. 11, 1982 (Oregon).
- ▶ San Diego State snapped a two-game losing streak at California and won for the first time in Berkeley, since a 29-28 victory on Jan. 4, 1941.
- ▶ SDSU snapped California's 21-game homecourt win streak against non-conference opponents. Overall, Cal entered the game 19-1 in its last 20 home games. The decision was the first non-conference loss at home for the Golden Bears since Dec. 22, 2007, when California fell at home to Utah.

## Reliving the Gonzaga Win

Below are tidbits on the Aztecs' victory at No. 11 Gonzaga.

- ▶ The victory snapped a 33-game road losing streak to teams ranked in the Associated Press Top 25.
- ▶ The win represented the highest-ranked team the Aztecs have ever defeated on the road.
- ▶ It was just the second road win over an AP Top 25 team in school history and the fourth road/neutral victory over a ranked opponent in school history.
- ▶ It was the fifth-highest ranked team the Aztecs have defeated in school history.
- ▶ San Diego State is 5-4 in its last nine games against teams ranked in the AP Top 25. The Aztecs were 4-41 in their previous 45 games against nationally-ranked teams prior to this stretch.
- ▶ Snapped a nine-game losing streak to non-conference AP Top 25 teams, dating back to a Dec. 8, 2001 victory over 21st-ranked Fresno State.
- ▶ It was the first time SDSU has ever defeated a top-25 team in the month of November.
- ▶ It was San Diego State's 17th victory over an AP Top-25 team, with seven of those victories coming during the Steve Fisher era.
- ▶ With the victory, San Diego State snapped Gonzaga's 12-game homecourt winning streak dating back to last season.
- ▶ San Diego State handed Gonzaga its fifth-ever loss in the McCarthy Athletic Center, dropping the Zags to 77-5 all-time in the facility. The Aztecs became the first visiting team to win at the facility since Wake Forest came away with a victory on Dec. 5, 2009.

## Aztecs Ranked for First Time in School History

San Diego State started the 2010-11 campaign ranked 25th in the preseason Associated Press Top-25 poll. The Aztecs' preseason ranking marked the first time the program has been ranked in any of the two major polls (AP, Coaches) in school history.

Entering its 90th season and its 41st at the Division I level, SDSU received 158 votes to earn its No. 25 ranking.

According to collegepollarchive.com, San Diego State became the seventh school since 1974 to make its AP poll debut in the preseason rankings. The Aztecs join UNLV (1974), Charlotte (1977), UAB (1982), Cleveland State (1987), Rhode Island (1998) and Gonzaga (2000) as the only schools to have accomplished the feat.

It marked the first time since the 2000-01 season that a team has made its

debut in the AP poll. That season, Gonzaga was coming off a Sweet 16 appearance in the NCAA Tournament and the Bulldogs went on to post a 26-7 record and advanced to the 2001 NCAA Sweet 16.

## Aztecs First in Preseason MWC Media Poll

San Diego State was picked to win the Mountain West Conference in the league's preseason media poll. The Aztecs earned 261 points, including 21 of a possible 30 first-place votes. SDSU finished ahead of second-place BYU, which had 220 points and five first-place tallies.

The 261 points and 21 first-place votes are the most the Aztecs have earned in school history and the first-place prediction marks the third time the MWC media has made SDSU the preseason favorite. In 2005-06, the Aztecs were the favorite and wound up winning the regular-season and tournament championship. The other time, 2006-07, San Diego State finished in third place.

Rk.	Team	1st place votes	Total points
1.	▶ San Diego State	21	261
2.	Brigham Young	5	220
3.	New Mexico	3	214
4.	UNLV	1	203
5.	Colorado State	-	132
6.	Utah	-	105
7.	TCU	-	92
8.	Wyoming	-	88
9.	Air Force	-	35

## Leonard, Thomas Preseason All-MWC Picks

Kawhi Leonard and Malcolm Thomas were voted to the preseason all-MWC team by the conference media. The starting frontcourt entered 2010-11 as the nation's top returning rebounding duo after averaging 17.5 boards last season.

Leonard is coming off a fantastic freshman campaign in which he was named MWC freshman of the year, Mountain West tournament most valuable player and became the first freshman in the history of the league to garner all-MWC first-team accolades. Leonard, who was the only freshman in Div. I last year to guide his team to the NCAA Tournament while leading his team in scoring and rebounding, averaged 12.7 points and 9.9 rebounds. The Riverside, Calif., native also set the freshman school record for double-doubles with 17, a figure that ranked 13th among all Division I student-athletes. Leonard is the only non-senior on the five-man preseason team.

Thomas, meanwhile, enters his senior season after averaging 10.9 points and 7.6 rebounds, while shooting 54.3 percent from the floor as a junior in 2009-10. Hailing from San Diego, the 6-9 Thomas earned all-MWC second-team honors a year ago and finished the season leading the team in blocked shots, while handing out the second-most assists on the team.

# SDSU NCAA Division I Tournament Records

### Most Points

83, vs. Indiana, March 16, 2006

### Most Field Goals

35, vs. UNLV, March 14, 1975

### Most Field Goals Att.

73, vs. UCLA, March 13, 1976

### Highest FG Percentage

56.4, vs. Indiana, March 16, 2006

### Most Three-Point FG

10, vs. Indiana, March 16, 2006

### Most Three-Point FGA

22, vs. Northern Colorado, March 17, 2011

### Highest Three-Point FG Pct.

55.6, vs. Indiana, March 16, 2006

### Most Free Throws

18, vs. UNLV, March 14, 1985

### Most Free Throws Att.

30, vs. UNLV, March 14, 1985

### Highest Free Throw Pct.

76.2, vs. Tennessee, March 18, 2010

### Total Rebounds

53, vs. UNLV, March 14, 1975

### Assists

21, vs. UNLV, March 14, 1985

### Blocked Shots

6, vs. UNLV, March 14, 1985 and vs. Tennessee, March 18, 2010

## Division I Tournament History

► 7 NCAA Appearances (1-6) ► Last Appearance: 2011

► 5 NIT Appearances (5-5) ► Last Appearance: 2009

### NCAA Tournament

Year	Date	Region	Round	Site	SDSU Seed	Opp. Seed	Opp. NR	Opponent	Result	Score
1975	March 14	West	First	Tempe, Ariz. (Univ. Activity Center)	--	--	17	UNLV	L	80-90
1976	March 13	West	First	Eugene, Ore. (McArthur Court)	--	--	6	UCLA	L	64-74
1985	March 14	West	First	Salt Lake City, Utah (Special Events Center)	--	4	9	UNLV	L	80-85
2002	March 15	Midwest	First	Chicago, Ill. (United Center)	13	4	13	Illinois	L	64-93
2006	March 16	Oakland	First	Salt Lake City, Utah (Huntsman Center)	11	6	--	Indiana	L	83-87
2010	March 18	Midwest	First	Providence, R.I. (Dunkin' Donuts Center)	11	6	15/14	Tennessee	L	59-62
2011	March 17	West	Second	Tucson, Ariz. (McKale Center)	2	15	--	N. Colorado	W	68-50

### Postseason NIT

Year	Date	Round	Site	Opponent	Result	Score
1982	March 12	First	San Diego, Calif. (Sports Arena)	UC Irvine	L	69-70
2003	March 19	First	San Diego, Calif. (Cox Arena)	UC Santa Barbara	ot-W	67-62
	March 21	Second	Lubbock, Texas (United Spirit Arena)	at Texas Tech	L	48-57
2007	March 14	First	Springfield, Mo. (Hammons Student Center)	at Missouri State	W	74-70
	March 19	Second	Syracuse, N.Y. (Carrier Dome)	at Syracuse	L	64-80
2008	March 19	First	Gainesville, Fla. (O'Connell Center)	at Florida	L	49-73
2009	March 17	First	San Diego, Calif. (Cox Arena)	Weber State	W	65-49
	March 20	Second	San Diego, Calif. (Jenny Craig Pavilion)	Kansas State	W	70-52
	March 25	Quarterfinals	San Diego, Calif. (Cox Arena)	Saint Mary's	W	70-66
	March 31	Semifinals	New York, N.Y. (Madison Square Garden)	vs. Baylor	L	62-76

## Division II Tournament History

► 3 NCAA Div. II Appearances (5-3) ► Two Appearances in the Quarterfinals (1957, 1967)

Year	Date	Round	Site	Opponent	Result	Score
1957	March 2	First	San Diego, Calif.	Chapman	W	75-56
	March 9	Second	at Regis (Colo.)	at Regis (Colo.)	W	81-78
	March 13	Quarterfinals	Evansville, Ind.	vs. Cal State Los Angeles	L	55-57
1967	March 10	Sub-Regional	San Diego, Calif.	Portland State	W	101-73
	March 11	Region Champ.	San Diego, Calif.	Regis (Colo.)	W	81-78
	March 15	Quarterfinals	Evansville, Indiana	vs. Illinois State	3ot-L	76-77
1968	March 8	Sub-Regional	San Diego, Calif.	UC Irvine	L	69-78
	March 9	Regional Cons.	San Diego, Calif.	UC Davis	W	79-72

## NAIA Tournament History

► 6 NAIA Appearances (15-5) ► 1941 National Champions ► 3 Championship Game Appearances

Year	Date	Round	Site	Opponent	Result	Score
1939	March 14	First	Kansas City, Mo.	Northern State (S.D.)	W	49-25
	March 15	Second	Kansas City, Mo.	East Texas State	W	41-36
	March 16	Quarterfinals	Kansas City, Mo.	Manchester	W	49-41
	March 17	Semifinals	Kansas City, Mo.	Peru State (Neb.)	W	49-29
	March 18	Finals	Kansas City, Mo.	Southwest College (Kan.)	L	31-32
	1940	March 12	First	Kansas City, Mo.	East Central State (Okla.)	W
March 13		Second	Kansas City, Mo.	Appalachian State (N.C.)	W	48-46
March 14		Quarterfinals	Kansas City, Mo.	Pittsburg State (Kan.)	W	32-30
March 15		Semifinals	Kansas City, Mo.	Delta State (Miss.)	W	30-28
March 16		Finals	Kansas City, Mo.	Tarkio College (Mo.)	L	42-52
1941		March 11	First	Kansas City, Mo.	Montana State	W
	March 12	Second	Kansas City, Mo.	Culver Stockton (Mo.)	W-ot	46-41
	March 13	Quarterfinals	Kansas City, Mo.	Texas Wesleyan	W	44-42
	March 14	Semifinals	Kansas City, Mo.	West Texas State	W	43-40
	March 15	Finals	Kansas City, Mo.	Murray State	W	36-34
1942	March 10	First	Kansas City, Mo.	Chadron State (Neb.)	W	39-36
	March 11	Second	Kansas City, Mo.	Bemidji State	L	32-41
1954	March 1	First	Pasadena, Calif.	Pasadena Nazarene	L	87-90
1956	March 13	First	Kansas City, Mo.	Alderson-Broadbus	W	77-64
	March 14	Second	Kansas City, Mo.	Gustavus Adolphus	L	60-69

# 75 NCAA Tournament

## No. 17 UNLV 90, San Diego State 80

March 15, 1975 ♦ Tempe, Ariz.

University Activity Center ♦ Att.: NA

TEMPE, Ariz. -- San Diego State's first postseason game at the NCAA Division I level nearly produced an upset, but UNLV hung on for a 90-80 victory in the first round of the NCAA Tournament in Tempe, Ariz.

The Aztecs received a game-high 25 points from Will Connelly and a double-double from Ray Leary, who added 10 points and a game-high 11 assists. San Diego State also tallied a double-double from Steve Copp, who pulled down a game-high 17 rebounds to go along with 16 points.

Eddie Owens and Ricky Sobers led UNLV with 21 points each and Lewis Brown posted 18 points and 12 rebounds.

UNLV forced 22 turnovers and SDSU struggled from the free-throw line, converting just 10-of-25 attempts, allowing the Rebels to advance to the next round.

SDSU	FG	FT	REB	PF	TP	A TO	B	ST	MP
Copp	5-10	6-11	17	4	16	2	4	0	35
Kovach	5-11	0-2	5	3	10	1	2	0	33
Connelly	12-22	1-4	12	2	25	0	3	2	39
Bunting	2-9	0-0	5	4	4	2	5	0	30
Leary	5-9	0-0	1	5	10	1	5	0	31
Delsman	2-3	2-5	2	0	6	2	2	0	10
Green	3-4	1-2	3	1	7	0	1	0	3
Earle	0-2	0-0	2	4	0	0	0	0	13
Contreras	1-1	0-0	0	0	2	1	0	0	2
Welshans	0-0	0-1	2	1	0	0	0	0	2
Rebounds			4						
<b>Totals</b>	<b>35-71</b>	<b>10-25</b>	<b>53</b>	<b>24</b>	<b>80</b>	<b>18</b>	<b>22</b>	<b>2</b>	<b>4 200</b>
	<b>49.3</b>	<b>40.0</b>							

UNLV	FG	FT	REB	PF	TP	A TO	B	ST	MP
Robinson	4-11	1-3	8	2	9	2	3	2	34
Gondrezick	4-11	0-0	4	5	8	1	0	0	18
Brown	9-14	0-1	12	4	18	0	1	3	30
Owens	10-15	1-4	8	2	21	0	4	0	31
Sobers	7-16	7-8	2	4	21	4	2	0	37
Batts	2-4	2-3	2	5	6	1	0	0	19
Smith	3-6	1-2	1	1	7	1	0	0	24
Milke	0-1	0-0	1	0	0	0	1	0	4
Porter	0-1	0-1	1	0	0	0	0	0	2
Freeman	0-0	0-0	1	1	0	0	1	0	0
Rebounds			3						
<b>Totals</b>	<b>39-79</b>	<b>12-22</b>	<b>43</b>	<b>24</b>	<b>90</b>	<b>9</b>	<b>12</b>	<b>5</b>	<b>12 200</b>
	<b>49.4</b>	<b>54.5</b>							

Score By Periods	1	2Total
San Diego State	43	37 - 80
UNLV	48	42 - 90

Officials: Brown and Crowell.

# 76 NCAA Tournament

## No. 6 UCLA 74, San Diego State 64

March 13, 1976 ♦ Eugene, Ore.

McArthur Court ♦ Att.: 9,100

EUGENE, Ore. -- Richard Washington, a 1976 second-team All-American, and Marques Johnson, the 1977 college player of the year, combined for 44 points as UCLA defeated San Diego State, 74-64, in the first round of the NCAA Tournament.

The Aztecs gave the Bruins a game, trailing by just three points at intermission and using a 12-4 run to close within eight points with just under four minutes remaining.

SDSU's Academic All-American Steve Copp led the Aztecs with 20 points and 11 rebounds. Bob Kovach (11), Will Connelly (11) and Allen Bunting (10) also scored in double figures for the Aztecs. Washington led all scorers with 25 points for UCLA.

The Bruins used a stifling defense to hold SDSU to only 34.2 percent shooting from the field, but the Aztecs did convert 14 of 19 (73.7 percent) free throw opportunities. SDSU forced 19 UCLA turnovers, while limiting their own giveaways to only 11.

UCLA advanced to the Final Four before falling to eventual national champion Indiana, 65-51. The Bruins later defeated Rutgers in the consolation game, 106-92.

SDSU	FG	FT	REB	PF	TP	A TO	B	ST	MP
Leary	3-7	0-0	1	1	6	4	3	0	25
Earle	0-2	0-0	1	1	0	0	1	0	4
Delsman	2-4	0-0	2	3	4	2	1	0	18
Brown	0-0	0-0	1	0	0	0	0	0	1
Copp	8-19	4-5	11	3	20	0	1	1	38
Dodd	0-0	0-0	0	0	0	0	0	0	1
Kovach	3-11	5-8	6	3	11	1	1	0	34
Connelly	5-14	1-2	9	3	11	0	0	0	38
Kramer	1-3	0-0	0	0	2	0	0	0	5
Bunting	3-13	4-4	5	3	10	2	4	1	36
Rebounds			4						
<b>Totals</b>	<b>25-73</b>	<b>14-19</b>	<b>40</b>	<b>17</b>	<b>64</b>	<b>9</b>	<b>11</b>	<b>2</b>	<b>3 200</b>
	<b>34.2</b>	<b>73.7</b>							

UCLA	FG	FT	REB	PF	TP	A TO	B	ST	MP
Townsend	3-6	0-0	0	2	6	2	1	0	2
Washington	10-15	5-5	8	3	25	4	5	1	36
Vroman	0-0	0-0	2	2	0	0	1	0	4
Greenwood	1-3	2-2	3	4	4	1	3	0	22
Drollinger	2-4	0-0	7	4	4	1	1	0	14
Spillane	1-2	0-0	1	2	2	1	1	0	10
McCarter	4-9	2-5	5	0	10	2	1	2	38
Olinde	0-0	0-0	0	0	0	0	1	0	1
Johnson	7-9	5-6	9	4	19	2	4	1	35
Smith	2-7	0-0	1	1	4	1	1	0	7
Rebounds			8						
<b>Totals</b>	<b>30-55</b>	<b>14-18</b>	<b>44</b>	<b>22</b>	<b>74</b>	<b>14</b>	<b>19</b>	<b>6</b>	<b>6 200</b>
	<b>54.5</b>	<b>77.7</b>							

Score By Periods	1	2Total
San Diego State	32	32 - 64
UCLA	35	39 - 74

Officials: Fouty, Dreith.

# '82 NIT

## UC Irvine 70, San Diego State 69

March 12, 1982 ♦ San Diego, Calif.

San Diego Sports Arena ♦ Att.: 8,114

SAN DIEGO -- San Diego State's rally from an 11-point second-half deficit fell just short as UC Irvine claimed a 70-69 victory in the first round of the NIT.

The Aztecs, who never led after the opening five minutes of the game, trailed 63-55 with eight minutes remaining before an 11-4 run cut the deficit to 67-66 with 2:49 remaining. SDSU trailed 70-69 and had an opportunity to win, but Don Plummer was unable to convert on a 21-foot jumper at the buzzer.

Plummer led the Aztecs with 19 points and added seven rebounds. Keith Smith had eight points while dishing out 13 assists for San Diego State. UC Irvine was led by Kevin Magee and Randy Whieldo, who tallied 20 and 18 points, respectively.

The Anteaters shot 60.9 percent from the field while holding SDSU to only 43.7 percent shooting. However, the Aztecs countered with an aggressive defense that led to 13 steals and 19 UC Irvine turnovers. SDSU also outrebounded the Anteaters

36-30, but only managed to shoot 7 of 13 (53.8 percent) from the line.

SDSU finished the season at 20-9, which marked the first 20-win year of the Aztecs' Division I era.

UCI	FG	FT	REB	PF	TP	A TO	B	ST	MP
Rainer	1-4	5-6	4	1	7	2	4	0	31
Mc Donald	2-8	2-2	7	3	6	2	2	0	29
Magee	9-12	2-4	5	0	20	0	4	0	23
Fuller	5-7	4-6	3	4	14	7	5	0	24
Whieldo	9-10	0-1	3	2	18	5	2	1	39
Thornton	2-3	1-2	6	4	5	0	1	0	20
Crossley	0-2	0-0	0	2	0	2	1	0	18
Rebounds			2						
<b>Totals</b>	<b>28-46</b>	<b>14-21</b>	<b>30</b>	<b>16</b>	<b>70</b>	<b>18</b>	<b>19</b>	<b>1</b>	<b>4 200</b>
	<b>60.9</b>	<b>66.7</b>							

SDSU	FG	FT	REB	PF	TP	A TO	B	ST	MP
Morris	3-10	3-4	2	3	9	1	1	0	2
Cage	5-10	0-0	9	2	10	0	1	1	40
Allen	1-1	0-0	2	0	2	0	0	0	7
Smith	3-12	2-4	0	4	8	13	5	0	38
Jones	6-16	1-3	5	3	13	2	1	1	36
Gordon	4-4	0-1	6	1	8	1	1	0	22
Caldwell	0-1	0-0	0	1	0	0	0	0	2
Plummer	9-16	1-1	7	3	19	1	3	0	27
Garwood	0-1	0-0	0	1	0	0	2	0	4
Holden	0-0	0-0	1	1	0	0	0	0	3
Rebounds			4						
<b>Totals</b>	<b>31-71</b>	<b>7-13</b>	<b>36</b>	<b>19</b>	<b>69</b>	<b>18</b>	<b>14</b>	<b>2</b>	<b>13 200</b>
	<b>43.7</b>	<b>53.8</b>							

Score By Periods	1	2Total
UC Irvine	46	24 - 70
San Diego State	40	29 - 69

Officials: Bosone, Sitov, White.

# '85 NCAA Tournament

## No. 9 UNLV 85, San Diego State 80

March 14, 1985 ♦ Salt Lake City, Utah

Special Events Center ♦ Att.: 7,351

SALT LAKE CITY -- SDSU made a late run at No. 9 UNLV but did not have enough firepower to overcome a 10-point halftime deficit as the Rebels earned an 85-80 victory in the first round of the NCAA Tournament.

The Aztecs trailed by as many as 13 in the first half, but tied the game at 56 with under 10 minutes remaining. UNLV rebuilt the lead but SDSU did not give in to the more athletic Rebels as it cut the deficit to three, when Anthony Watson hit a jumper with 1:02 left. The Aztecs were forced to foul down the stretch and UNLV knocked down the free throws to secure the victory.

Leonard Allen poured in a game-high 23 points for SDSU and Anthony Watson scored 19. Forwards Michael Kennedy and John Martens also cracked double-figures as they added 11 points apiece.

The Rebels were led by Armon Gilliam who posted 21 points and 10 rebounds. Ritchie Adams, the Rebels' leading scorer on the season, was saddled with foul trouble from the start of the game and finished with 10 points in only 23 minutes of action.

Mistakes ended up costing SDSU as it committed 18 turnovers and missed 12 free throws. SDSU shot 55.4% from the field and held UNLV to 47.8% shooting and outrebounded the Rebels 39-34.

SDSU closed the season at 23-8, its best NCAA Division I record in the history of the program.

SDSU	FG	FT	REB	PF	TP	A TO	B	ST	MP
Kennedy	5-8	1-3	8	3	11	0	1	1	29
Martens	4-8	3-4	2	4	11	4	0	0	28
Allen	8-10	7-10	9	4	23	0	0	4	36
Watson	9-15	1-4	3	5	19	6	4	0	33

Dorsey	0-3	2-4	6	3	2	8	4	0	0	31
Konek	1-5	3-4	3	4	5	7	3	0	0	20
Owens	2-3	0-0	0	0	4	0	1	0	1	8
Ross	2-4	1-1	3	1	5	0	1	1	0	8
Murray	0-0	0-0	0	0	0	0	0	0	0	7
Rebounds	5									
<b>Totals</b>	<b>31-56</b>	<b>18-30</b>	<b>39</b>	<b>25</b>	<b>80</b>	<b>21</b>	<b>18</b>	<b>6</b>	<b>6</b>	<b>200</b>
	<b>55.4</b>	<b>60.0</b>								

UNLV	FG	FT	REB	PF	TP	A TO	B	ST	MP	
James	3-8	4-4	2	3	10	4	3	0	1 27	
Gilliam	7-12	7-12	10	2	21	2	2	1	2 31	
Adams	4-11	2-2	4	4	10	0	0	0	2 23	
Jones	9-13	0-1	4	3	18	4	2	1	1 34	
Banks	2-7	4-5	5	1	8	8	4	0	3 31	
Robinson	3-7	0-0	2	5	6	0	1	1	0 20	
Catchings	2-4	4-4	3	2	8	1	1	0	0 15	
Graham	1-3	0-0	0	2	2	3	0	0	0 13	
Hudson	1-2	0-0	1	2	2	1	0	0	0 6	
Rebounds	5									
<b>Totals</b>	<b>32-67</b>	<b>21-28</b>	<b>34</b>	<b>24</b>	<b>85</b>	<b>23</b>	<b>13</b>	<b>3</b>	<b>9 200</b>	
	<b>47.8</b>	<b>75.0</b>								

Score By Periods	1	2	Total
San Diego State	33	47	- 80
UNLV	43	42	- 85

Officials: Leonard Wertz, Carol Kite, Charles Tanner.

## '02 NCAA Tournament

### No. 13 Illinois 93, San Diego State 64 March 15, 2002 ♦ Chicago, Ill. United Center ♦ Att.: 20,850

CHICAGO -- In its first NCAA Tournament appearance since 1985, San Diego State was defeated by a balanced Illinois attack, falling to the Fighting Illini, 93-64, in front of 20,850 fans at the United Center.

Senior Randy Holcomb, SDSU's leading scorer during the year, was held to under 10 points for only the third time that season. He was limited to nine points in 29 minutes of play in his last game as an Aztec.

Al Faux, also playing in his last game, was the game's leading scorer with 27. Eighteen of his 27 came off of a 6-of-9 shooting performance from beyond the arc.

The Aztecs were down by 15 points at the half and never came closer than 13 the rest of the game. They were down by as many as 37 with 9:03 remaining.

Frank Williams paced the Illini with 25 points. Four of Illinois' five starters scored in double-digits.

UI outscored SDSU 15-2 on fast break points, and shot 58.6 percent to the Aztecs' 39 percent in a game that was controlled by Illinois from start to finish.

With the loss, the Aztecs ended their season in which they went 21-12 and won the Mountain West Conference Tournament Championship.

(13) SDSU	MP	FG	3FG	FT	R	F	A TO	B	S	TP
Holcomb	29	4-10	0-1	1-2	3	0	2	4	0	0 9
Bland	35	6-15	1-2	5-7	4	2	2	1	0	1 18
Mackell	25	4-7	0-0	2-2	6	3	1	1	0	0 10
Moore	28	0-3	0-2	0-1	0	1	0	1	0	1 0
Faux	37	9-16	6-9	3-4	3	0	2	3	0	2 27
Smith	3	0-0	0-0	0-0	0	1	1	1	0	1 0
Walton	12	0-0	0-0	0-0	1	5	1	1	0	0 0
Kovacic	5	0-4	0-4	0-0	0	0	0	1	0	0 0
Wardrop	1	0-0	0-0	0-0	0	0	0	0	0	0 0
Epps	12	0-1	0-0	0-0	0	2	1	4	0	0 0
Sanders	13	0-3	0-0	0-0	7	2	0	1	1	3 0
Team	2									
<b>Totals</b>	<b>200</b>	<b>23-59</b>	<b>7-18</b>	<b>11-16</b>	<b>26</b>	<b>16</b>	<b>10</b>	<b>18</b>	<b>1</b>	<b>8 64</b>

(4) Illinois	MP	FG	3FG	FT	R	F	A TO	B	S	TP
Cook	28	5-8	1-3	1-1	8	2	0	2	1	1 12

Bradford	30	5-10	3-7	0-0	2	3	1	2	1	2 13
Archibald	22	0-2	0-0	3-4	8	2	1	0	2	2 3
Head	21	8-11	3-6	0-0	0	1	4	4	0	3 19
Williams	26	9-13	5-6	2-4	3	0	8	1	0	2 25
Johnson	11	1-1	1-1	2-2	2	1	2	1	0	0 5
Ferguson	6	1-2	0-0	0-0	1	1	1	2	0	0 2
Harrington	19	0-1	0-1	0-0	2	4	3	2	0	1 0
Howard	9	2-3	0-0	0-0	2	1	2	1	0	0 4
Krupalija	15	1-4	0-1	1-2	6	1	2	1	0	0 3
Powell	7	1-2	0-0	2-2	4	0	0	0	0	0 4
Smith	6	1-1	0-0	1-4	0	1	0	2	2	0 3
Team	3									
<b>Totals</b>	<b>200</b>	<b>35-58</b>	<b>13-25</b>	<b>12-19</b>	<b>41</b>	<b>17</b>	<b>24</b>	<b>18</b>	<b>6</b>	<b>11 93</b>

Halftime: Illinois 40, SDSU 25. FG %: Illinois 58.6, SDSU 39.0. 3FG%: Illinois 52.0, SDSU 38.9. FT%: SDSU 68.8, Illinois 63.2. Officials: Edwin Edsall, Melanie Davis, Joe Lindsay. Technicals: None.

## '03 NIT

### San Diego State 67, UC Santa Barbara 62 (ot) March 19, 2003 ♦ San Diego, Calif. Cox Arena at Aztec Bowl ♦ Att.: 5,390

SAN DIEGO -- SDSU needed overtime to win its first Division I postseason game, claiming a 67-62 NIT first-round victory over UC Santa Barbara.

Tony Bland, who became the third Aztec player to reach 1,000 points in just two seasons, sent the game into extra time by going the length of the floor to hit a bank shot with 1.9 seconds left. Then with 1:15 left in overtime, Tommy Johnson put SDSU ahead for good at 63-60 with a 3-pointer as the Aztecs closed the game with a 13-2 run.

In its sixth postseason appearance in 33 years at the Division I level, the Aztecs overcame their largest halftime deficit of the season (32-22) snapping a three-game losing streak, limiting UCSB to just 62 points and 42.6 percent shooting.

After a dunk by Evan Burns with 5:58 left in the first half, UCSB closed out the opening period with a 14-1 run to take a 10-point lead into the half. The Gauchos scored the first basket of the second half before Bland jumpstarted the Aztecs with a free throw and layup to start a 10-0 run.

The game was tied at 50 with five minutes left and both teams buckled down defensively for the rest of regulation.

The Gauchos scored the first six points of overtime before SDSU's game-ending run, which included six straight Mike Mackell points to tie the game at 60 and set up Johnson's heroics.

Bland had a team-high 17 points, while Burns scored 12 points, and Johnson finished with 10.

UCSB	MP	FG	3FG	FT	R	F	A TO	B	S	TP
Hull	39	10-19	5-9	3-3	5	3	3	2	0	3 28
Cook	23	2-4	0-0	6-6	3	2	1	1	0	2 4
Jones	35	6-13	0-3	3-5	4	3	1	3	0	1 12
Atako	32	0-4	0-1	0-0	2	1	6	2	0	0 0
Fullove	23	2-7	1-3	0-0	3	3	1	5	0	1 5
Brown	24	3-7	0-0	0-0	3	0	0	1	0	0 6
Davis	14	0-2	0-1	1-2	3	0	1	0	0	1 1
Ward	13	1-1	0-0	0-0	2	2	3	0	0	1 2
Whitehead	22	2-4	0-0	0-0	3	3	0	1	0	1 4
Team	3									
<b>Totals</b>	<b>225</b>	<b>26-61</b>	<b>6-17</b>	<b>4-5</b>	<b>31</b>	<b>17</b>	<b>16</b>	<b>15</b>	<b>0</b>	<b>10 62</b>

SDSU	MP	FG	3FG	FT	R	F	A TO	B	S	TP
Burns	34	4-7	0-1	4-4	9	1	3	5	2	2 12
Sanders	27	2-4	0-0	0-0	4	4	1	0	0	0 4
Mackell	38	3-9	0-0	3-5	3	0	2	4	0	1 9
Moore	36	1-5	0-3	2-2	9	3	2	1	0	0 4
Bland	35	7-16	0-4	3-6	3	0	2	1	2	1 17

Johnson	25	3-4	1-2	3-4	4	3	1	2	2	2 10
Sir	19	2-6	2-6	0-0	1	1	1	3	0	0 6
Sharper	7	1-2	1-2	0-0	1	0	1	0	0	0 3
Manker	4	1-1	0-0	0-0	2	0	0	0	0	0 2
Team	2									
<b>Totals</b>	<b>225</b>	<b>24-54</b>	<b>4-18</b>	<b>15-21</b>	<b>36</b>	<b>12</b>	<b>13</b>	<b>16</b>	<b>6</b>	<b>6 67</b>

Halftime: UCSB 32, SDSU 22. FG %: SDSU 44.4, UCSB 42.6. 3FG%: SDSU 35.3, UCSB 22.2. FT%: SDSU 80.0, UCSB 71.4. Officials: Tom Wood, Don McAllister, Mike Reed. Technicals: None.

## '03 NIT

### Texas Tech 57, San Diego State 48 March 21, 2003 ♦ Lubbock, Texas United Spirit Arena ♦ Att.: 7,848

LUBBOCK, Texas -- Robert Tomaszek scored 14 points as Texas Tech beat San Diego State 57-48 in the second round of NIT.

Texas Tech (20-12) led by 14 points in the first half but San Diego State trailed by just one, 46-45, with 6:41 remaining. The Aztecs (16-14) had a chance to take the lead but Tony Bland missed a layup with 6:14 left after he stole the ball from Kasib Powell and took it the length of the court.

San Diego then went scoreless for nearly five minutes before Evan Burns hit a 3-pointer from the right corner with 1:47 remaining in the game.

Powell scored 12 points, and Will Chavis and Andre Emmett - the Big 12's leading scorer - added nine each for Tech.

Deandre Moore scored 11 points and Mike Mackell added 10 to lead the Aztecs.

San Diego State took an early 12-9 lead before Tech went on a 17-0 run, during which the Aztecs missed 12 straight shots, to lead 26-12 with 6:05 left in the half.

SDSU	MP	FG	3FG	FT	R	F	A TO	B	S	TP
Burns	32	2-8	1-4	0-0	6	0	1	2	1	2 5
Sanders	25	1-3	0-0	0-0	5	3	0	1	0	0 2
Mackell	29	3-6	0-0	4-8	6	5	0	3	0	0 10
Moore	34	4-9	3-5	0-0	6	3	8	2	0	0 11
Bland	33	3-15	0-2	3-4	3	2	2	5	0	1 9
Johnson	22	3-7	3-6	0-1	4	4	0	4	0	1 9
Sir	7	0-2	0-2	0-0	1	0	0	1	0	0 0
Sharper	7	0-2	0-2	0-0	1	1	0	1	0	1 0
Davis	8	1-2	0-0	0-0	3	3	0	2	0	0 2
Manker	2	0-0	0-0	0-0	0	0	0	0	0	0 0
Wardrop	1	0-0	0-0	0-0	0	0	0	0	0	0 0
Team	4									
<b>Totals</b>	<b>200</b>	<b>17-54</b>	<b>7-21</b>	<b>7-13</b>	<b>39</b>	<b>21</b>	<b>11</b>	<b>21</b>	<b>1</b>	<b>5 48</b>

Texas Tech	MP	FG	3FG	FT	R	F	A TO	B	S	TP
Emmett	40	2-10	0-1	5-8	15	1	3	2	0	2 9
Powell	38	3-8	0-0	6-9	6	2	3	3	0	0 12
Tomaszek	37	5-10	0-0	4-9	8	3	2	0	0	0 14
Doudney	18	2-4	1-2	0-0	4	2	1	2	0	1 5
Marshall	9	1-1	0-0	0-0	0	0	2	0	0	0 2
Chavis	27	4-9	0-2	1-2	1	1	0	4	0	1 9
Ross	29	3-6	0-0	0-0	2	3	5	1	1	6 6
Washington	2	0-1	0-1	0-0	0	1	0	0	0	0 0
Team	2									
<b>Totals</b>	<b>200</b>	<b>20-49</b>	<b>1-6</b>	<b>16-28</b>	<b>36</b>	<b>13</b>	<b>16</b>	<b>12</b>	<b>1</b>	<b>10 57</b>

Halftime: Texas Tech 33, SDSU 21. FG %: Texas Tech 40.8, SDSU 31.5. 3FG%: SDSU 33.3, Texas Tech 16.7. FT%: Texas Tech 57.1, SDSU 53.8. Officials: Kelly Self, Larry Spaulding, Shawn Lehing. Technicals: None.

## '06 NCAA Tournament

**Indiana 87, San Diego State 83**  
 March 16, 2006 ♦ Salt Lake City, Utah  
 Huntsman Center ♦ Att.: 15,122

SALT LAKE CITY -- Making its third postseason appearance in five years, 11th-seeded San Diego State fell 87-83 to sixth-seeded Indiana in a nailbiter in the first round of the NCAA Tournament.

The Hoosiers led by as many as nine points with just over six minutes remaining in the first half until Brandon Heath hit a three-pointer with 55 seconds left to give SDSU a one-point lead. As the half came to a close, Mohamed Abukar made a layup, giving the Aztecs a three-point cushion heading into half-time, despite hitting 62.1 percent of their field goals.

As the second half began, San Diego State started to pull away as it built a pair of 10-point leads, the last coming with 11:44 left in the contest.

Indiana chipped away at the Aztecs' lead and eventually tied the game at 76 with just under four minutes remaining. But just as it had all evening, SDSU pulled ahead until Heath lost the ball near midcourt with 55 seconds left, forcing a jumpball situation that the Hoosiers wound up winning.

After an Indiana timeout, the ensuing play saw Robert Vaden, who had 18 points, hit a three-point field goal giving the Hoosiers a two-point advantage with the clock showing five seconds.

On the inbounds play, Abukar sailed a pass out of bounds and the Aztecs fouled on the next possession sending IU to the line where they connected on both free-throw attempts to end the game.

Abukar led all scorers with 24 points and also had nine rebounds. Heath scored 15 with Marcus Slaughter contributing 13 points and 10 rebounds. Richie Williams and John Sharper chipped in with 12 and 11 points, respectively.

(11) SDSU	MP	FG	3FG	FT	R	F	A TO	B	S	TP
Spain	18	3-4	0-0	2-2	2	4	0 2	0 0	0	8
Abukar	31	8-13	2-2	6-6	9	2	0 4	2 1	24	
Slaughter	38	5-8	0-0	3-5	10	4	1 2	0 1	13	
Heath	38	6-17	3-9	0-0	2	2	5 2	0 1	15	
Williams	39	5-6	2-3	0-0	6	4	8 5	0 4	12	
Sharper	24	4-6	3-4	0-0	0	1	0 1	0 0	11	
Davis	9	0-0	0-0	0-0	3	1	1 0	0 0	0	
Thomas	1	0-0	0-0	0-0	0	0	0 0	0 0	0	
Camara	2	0-1	0-0	0-2	0	1	0 0	0 0	0	
Team					4					
<b>Totals</b>	<b>200</b>	<b>31-55</b>	<b>10-18</b>	<b>11-15</b>	<b>36</b>	<b>19</b>	<b>15 16</b>	<b>2 7</b>	<b>83</b>	

(6) Indiana	MP	FG	3FG	FT	R	F	A TO	B	S	TP
Ratliff	20	2-7	1-4	0-0	3	0	1 1	0 1	5	
Vaden	36	5-12	5-11	3-3	3	3	3 2	0 1	18	
Killingsworth	25	8-13	0-0	2-5	4	4	2 3	0 1	18	
Strickland	32	4-9	1-4	0-0	0	4	2 1	0 1	9	
Calloway	28	8-9	1-1	1-1	4	1	3 1	0 6	18	
Wilmont	23	4-13	0-5	3-6	6	2	0 0	0 1	11	
Suhr	4	0-0	0-0	0-0	0	0	0 0	0 0	0	
Allen	17	1-2	0-1	0-0	2	1	1 0	0 0	2	
Kline	6	0-1	0-0	0-0	0	0	1 0	0 0	0	
Monroe	19	3-5	0-0	0-1	3	1	1 1	0 0	6	
Team					6					
<b>Totals</b>	<b>200</b>	<b>35-71</b>	<b>8-26</b>	<b>9-16</b>	<b>31</b>	<b>16</b>	<b>14 9</b>	<b>0 11</b>	<b>87</b>	

**Halftime:** SDSU 44, Indiana 41. **FG%:** SDSU 56.4, Indiana 49.3. **3FG%:** SDSU 55.6, Indiana 30.8. **FT%:** SDSU 73.3, Indiana 56.3. **Officials:** Tom Lopes, Michael Stuart, George Washington. **Technical:** None.

## '07 NIT

**San Diego State 74, Missouri State 70**  
 March 14, 2007 ♦ Springfield, Mo.  
 Hammons Student Center ♦ Att.: 4,234

SPRINGFIELD, Mo. -- SDSU captured just its second Division I postseason victory as it defeated Missouri State on the road, 74-70, in the first round of the NIT.

SDSU and MSU struggled early to keep the game close. The Aztecs were particularly sloppy as they committed eight turnovers in the first eight minutes. However, the Bears did not make their run until the 10-minute mark, outscoring the Aztecs, 14-4, to go up by eight with 7:49 left.

SDSU responded with 11 unanswered points and closed out the half on an 18-5 run to head into the locker room with a 34-29 lead.

SDSU maintained its lead and watched it balloon to eight on a Brandon Heath jumper with 15:14 left.

With the game tied at 49, MSU caught fire and enjoyed a six-point advantage with 7:26 left. But as it did before, SDSU used a 15-4 run, giving it a 69-64 cushion going into the final minutes.

The Bears fought back, eventually tying it at 70 with 41 seconds remaining. After an Aztec timeout, Heath connected on a three-pointer with one second left on the shot clock and seven seconds on the game clock to put SDSU up 73-70.

With an opportunity to trim the Aztecs' lead, Nathan Bilyeu missed two free throws and SDSU's Jer'Vaughn Johnson made one of two from the charity stripe to put the game out of reach.

For the game, Heath finished with a game-high 26 points and Mohamed Abukar posted 13 of his 15 points in the second half to help put the Bears away. Jerome Habel added his second double-double of his career with 11 points and 10 rebounds.

(6) SDSU	MP	FG	3FG	FT	R	F	A TO	B	S	TP
Habel	*36	4-7	0-0	3-6	10	5	1 4	2 2	11	
Wade	*28	2-6	1-4	2-2	4	2	4 3	0 1	7	
Abukar	*32	6-9	0-0	3-4	6	5	0 4	1 1	15	
Heath	*38	11-21	4-11	0-0	4	3	2 6	0 2	26	
Williams	*34	2-5	0-2	2-2	6	2	5 4	0 4	6	
Johnson	3	0-0	0-0	3-4	1	1	0 0	0 0	3	
Pastorek	8	1-2	0-0	0-0	2	2	1 0	0 0	2	
Spain	21	1-2	1-2	1-2	1	0	0 2	1 2	4	
Team					2					
<b>Totals</b>	<b>200</b>	<b>27-52</b>	<b>6-19</b>	<b>14-20</b>	<b>36</b>	<b>20</b>	<b>13 23</b>	<b>4 12</b>	<b>74</b>	

(3) MSU	MP	FG	3FG	FT	R	F	A TO	B	S	TP
Ard	*24	3-12	0-3	0-2	10	4	2 3	0 0	6	
Chaney	*28	2-7	1-5	0-0	4	3	6 1	1 3	5	
Richards	*29	5-9	0-0	5-7	8	3	1 2	0 1	15	
Thomas, K.	*22	2-4	2-2	0-0	0	1	1 2	0 2	6	
Ahearn	*32	5-14	3-9	2-3	0	1	3 4	0 0	15	
Horton	2	0-0	0-0	0-0	0	0	0 0	0 0	0	
Lamberth	20	1-5	0-2	0-0	3	2	0 0	0 0	2	
Mitchell	27	2-4	0-0	12-14	5	4	2 2	0 3	16	
Carter	0+	0-0	0-0	0-0	0	0	0 0	0 0	0	
Thomas, D.	16	2-3	1-2	0-0	0	0	2 3	0 2	5	
Team					1					
<b>Totals</b>	<b>200</b>	<b>22-58</b>	<b>7-23</b>	<b>19-26</b>	<b>31</b>	<b>18</b>	<b>17 17</b>	<b>1 11</b>	<b>70</b>	

**Halftime:** SDSU 34, Missouri St. 29. **FG%:** SDSU 51.9, Missouri St. 37.9. **3FG%:** SDSU 31.6, Missouri St. 30.4. **FT%:** Missouri St. 73.1, SDSU 70.0. **Officials:** James Breeding, Bo Boroski, Archibald Whaley. **Technical:** None.

## '07 NIT

**Syracuse 80, San Diego State 64**  
 March 19, 2007 ♦ Syracuse, N.Y.  
 Carrier Dome ♦ Att.: 26,752

SYRACUSE, N.Y. -- SDSU had its season come to an end in the second round of the NIT as Syracuse downed the Aztecs, 80-64, before a record crowd at the Carrier Dome.

The second-round game between two teams led by national championship coaches in Steve Fisher and Jim Boeheim, attracted an NIT-record 26,752 fans and many went home happy as the home team connected on nine three-pointers and shut down SDSU in the second half.

The Aztecs held their own in the opening period as they trailed by only five points, 38-33, going into the locker room. However, the second half was a different story as the Orange jumped on San Diego State with a 19-7 run to open play and finished it with an 11-0 spurt to take a commanding lead.

At that point, Syracuse was up 59-40 with 13:41 remaining in the game. Unfortunately for the Aztecs, they never got closer than 13 points the rest of the way as the Orange had an answer for every Aztec basket.

SDSU was led by Lorenzo Wade, who scored a team-high 16 points and shared the squad lead in rebounds with eight along with Richie Williams. Playing in their final game as Aztecs, Brandon Heath finished with 15 points and a game-high seven assists, while Mohamed Abukar contributed 14 points and five rebounds.

Syracuse received double-figure scoring efforts from Demetris Nichols (20 points), Andy Rautins (15) and Paul Harris (12).

(6) SDSU	MP	FG	3FG	FT	R	F	A TO	B	S	TP
Habel	*29	3-9	0-0	1-2	3	0	0 2	0 0	7	
Wade	*32	6-13	0-3	4-4	8	2	1 2	3 1	16	
Abukar	*35	6-15	1-1	1-3	5	5	3 1	0 1	14	
Heath	*35	5-17	3-12	2-4	0	0	7 2	0 2	15	
Williams	*35	1-6	1-4	0-1	8	2	2 1	0 3	3	
Johnson	4	0-1	0-0	0-0	0	0	0 0	0 0	0	
Pastorek	4	0-0	0-0	1-2	0	1	0 0	0 0	1	
Spain	26	2-3	1-1	3-6	6	1	1 0	2 1	8	
Team					3					
<b>Totals</b>	<b>200</b>	<b>23-64</b>	<b>6-21</b>	<b>12-22</b>	<b>33</b>	<b>11</b>	<b>14 8</b>	<b>5 8</b>	<b>64</b>	

(2) SU	MP	FG	3FG	FT	R	F	A TO	B	S	TP
Roberts	*29	4-4	0-0	0-0	8	3	0 2	0 1	8	
Nichols	*31	7-18	3-11	3-4	5	0	2 3	0 0	20	
Watkins	*25	2-3	0-0	0-0	8	4	1 0	6 1	4	
Rautins	*28	5-10	5-9	0-0	6	1	5 2	0 1	15	
Devendorf	*33	4-11	0-4	0-1	2	4	7 2	2 2	8	
Thomas	2	0-2	0-0	0-0	0	0	0 0	0 0	0	
Harris	23	5-10	0-0	2-5	7	0	3 3	1 0	12	
Burach	1	1-1	0-0	0-0	2	0	0 0	0 0	2	
Gorman	10	2-3	0-0	0-0	2	2	2 0	0 0	4	
Wright	16	2-3	1-1	2-2	4	1	1 2	0 1	7	
Presutti	1	0-1	0-0	0-0	0	0	0 0	0 0	0	
DiLiegro	1	0-0	0-0	0-0	0	1	0 0	0 0	0	
Team					5					
<b>Totals</b>	<b>200</b>	<b>32-66</b>	<b>9-25</b>	<b>7-12</b>	<b>49</b>	<b>16</b>	<b>21 15</b>	<b>9 6</b>	<b>80</b>	

**Halftime:** Syracuse 38, SDSU 33. **FG%:** Syracuse 48.5, SDSU 35.9. **3FG%:** Syracuse 36.0, SDSU 28.6. **FT%:** Syracuse 58.3, SDSU 54.5. **Officials:** Gary Maxwell, Gary Prager, Curtis Blair. **Technical:** Eric Devendorf, Syracuse.

'08 NIT

**Florida 73, San Diego State 49**  
 March 19, 2008 ♦ Gainesville, Fla.  
 O'Connell Center ♦ Att.: 5,188

GAINESVILLE, Fla. -- In its third consecutive post-season appearance and its second straight in the NIT, San Diego State was dropped by Florida, 73-49, in a first-round matchup at the O'Connell Center.

The second-seeded Gators never trailed in the game and opened the game on a 7-2 run, before the seventh-seeded Aztecs tied the score at nine with 14:12 remaining in the first half. SDSU, however, would never get closer than three points the rest of the way and Florida went into the half with a 35-23 cushion.

In the second half, the Gators' lead ballooned to 21 points with less than 10 minutes gone. San Diego State managed to cut the lead to 17 points with 5:42 left in the game, but Florida kept the Aztecs at bay as they cruised to the 24-point victory.

For the game, the Gators shot 53.4 percent from the field, including an amazing 63.0 percent in the second half. All five starters shot above 50 percent and Florida's two leading scorers, Marresse Speights (18 points) and Nick Calathes (16 points), combined to shoot 15-for-25. Speights also added a team-high tying six rebounds, while Calathes chipped in five rebounds of his own and a team-best five assists.

SDSU, meanwhile, was led by Ryan Amoroso's game-high numbers of 19 points and seven rebounds on 8-of-16 shooting. The lone other Aztec to reach double figures in scoring was Lorenzo Wade, who had 11 points and a game-high seven assists off the bench.

(7) SDSU	MP	FG	3FG	FT	R	F	A	T	B	S	TP
White	*33	0-0	0-0	0-2	1	1	0	3	0	1	0
Amoroso	*33	8-16	1-3	2-2	7	3	0	1	0	0	19
Williams	*29	4-8	1-3	0-0	4	4	1	3	0	0	9
Thomas	*19	0-2	0-0	0-0	3	1	1	1	0	1	0
Gay	*30	2-5	1-3	0-0	2	1	1	1	0	0	5
Johnson	1	0-0	0-0	0-0	0	0	0	0	0	0	0
Pastorek	1	0-0	0-0	0-0	0	0	0	0	0	0	0
Lamb	9	0-1	0-0	0-0	1	0	1	0	1	0	0
Wade	30	5-13	0-0	1-5	2	1	7	3	0	0	11
Davis	15	2-4	1-3	0-0	0	0	0	2	0	1	5
Team					2						
<b>Totals</b>	<b>200</b>	<b>21-49</b>	<b>4-12</b>	<b>3-9</b>	<b>22</b>	<b>11</b>	<b>11</b>	<b>14</b>	<b>1</b>	<b>3</b>	<b>49</b>

(2) Florida	MP	FG	3FG	FT	R	F	A	T	B	S	TP
Werner	*28	4-5	1-2	0-0	5	0	1	0	2	2	9
Calathes	*29	7-11	2-3	0-0	5	1	5	4	0	1	16
Speights	*28	8-14	0-0	2-2	6	3	1	2	0	0	18
Lucas	*29	3-6	1-3	1-2	0	2	4	1	0	2	8
Hodge	*20	3-5	1-2	0-0	2	2	2	0	0	3	7
Mitchell	10	1-2	1-2	0-0	1	1	0	2	0	0	3
Allen	15	1-4	1-2	0-0	2	1	1	1	0	0	3
Tyus	18	2-5	0-0	0-0	6	1	1	0	3	0	4
Parsons	22	2-6	0-2	1-2	6	2	1	0	0	1	5
Fricke	1	0-0	0-0	0-0	0	0	0	0	0	0	0
Team					2						
<b>Totals</b>	<b>200</b>	<b>31-58</b>	<b>7-16</b>	<b>4-6</b>	<b>35</b>	<b>13</b>	<b>16</b>	<b>10</b>	<b>5</b>	<b>9</b>	<b>73</b>

**Halftime:** Florida 35, San Diego State 23. **FG%:** Florida 53.4, San Diego State 42.9. **3FG%:** Florida 43.8, San Diego State 33.3. **FT%:** Florida 66.7, San Diego State 33.3. **Officials:** Jim Burr, Steve Welmer, Brent Barnaky. **Technical:** None.

'09 NIT

**San Diego State 65, Weber State 49**  
 March 17, 2009 ♦ San Diego, Calif.  
 Cox Arena ♦ Att.: 4,314

SAN DIEGO -- Top-seeded San Diego State won its third-ever Division I postseason tournament game with its 65-49 first round National Invitation Tournament decision over eighth-seeded Weber State at Cox Arena.

San Diego State, which trailed for only 28 seconds in the entire game, was never threatened after Richie Williams nailed a three-pointer with 13:29 left in the first half giving the Aztecs a 12-8 lead. San Diego State eventually ended the first half, covering the final 7:38, on a 22-4 run to move ahead at half-time, 39-17.

Following the intermission, SDSU kept the pressure on Weber State as the Aztecs enjoyed a double-digit lead the rest of the way en route to victory.

Lorrenzo Wade continued his stellar play with 20 points and 10 rebounds, his third 20-point game and second double-double in his last four outings. Senior teammate Kyle Spain chipped in with 11 points and sophomore Billy White finished with 10 points and five rebounds.

Leading the way for Weber State were Kellen McCoy, who ended his night with 14 points, and Damian Lillard, who had 10 points and seven rebounds.

(8) WSU	MP	FG	3FG	FT	R	F	A	T	B	S	TP
Bulligner	*25	1-4	1-4	2-2	2	3	1	2	0	0	5
Lillard	*33	4-12	0-4	2-2	7	1	1	5	0	1	10
Hansen	*27	0-6	0-5	0-0	1	0	2	1	0	1	0
McCoy	*33	5-10	2-6	2-2	3	1	0	3	0	1	14
Panos	*18	2-5	0-0	0-0	3	1	0	1	0	0	4
Cottle	1	0-2	0-1	0-0	0	0	0	0	0	0	0
Benson	2	0-0	0-0	0-0	2	0	1	0	0	0	0
Ramos	2	1-1	0-0	0-0	3	0	0	0	0	0	2
Davis	24	2-4	0-1	0-0	3	4	2	4	1	2	4
Mahoney	13	2-2	0-0	0-4	3	0	1	0	2	0	4
Morris	22	3-4	0-0	0-0	1	0	0	0	1	0	6
Team					5						
<b>Totals</b>	<b>200</b>	<b>20-50</b>	<b>3-21</b>	<b>6-10</b>	<b>33</b>	<b>10</b>	<b>8</b>	<b>16</b>	<b>4</b>	<b>5</b>	<b>49</b>

(1) SDSU	MP	FG	3FG	FT	R	F	A	T	B	S	TP
Spain	*32	4-14	2-8	1-2	3	0	1	3	0	2	11
Wade	*32	9-14	0-2	2-2	10	2	3	2	1	1	20
White	*20	4-7	0-0	2-3	5	2	2	1	0	0	10
Amoroso	*23	3-5	1-1	0-0	3	3	1	1	1	1	7
Gay	*24	1-3	0-2	0-0	2	0	5	1	0	1	2
Island	1	0-1	0-1	0-0	0	0	0	0	0	0	0
Williams	24	3-7	2-4	0-0	2	1	1	1	0	0	8
Horton	1	0-1	0-0	0-0	0	0	0	0	0	0	0
Deutschman	2	0-0	0-0	0-0	1	0	0	0	0	0	0
Thomas	8	0-0	0-0	0-0	1	1	1	0	0	0	0
Shelton	15	1-4	0-1	2-2	5	0	1	0	0	1	4
Smith	2	0-1	0-1	0-0	0	0	0	0	0	0	0
Cheriet	16	1-5	0-1	1-2	2	2	0	1	1	0	3
Team					3						
<b>Totals</b>	<b>200</b>	<b>26-62</b>	<b>5-21</b>	<b>8-11</b>	<b>37</b>	<b>11</b>	<b>15</b>	<b>10</b>	<b>3</b>	<b>6</b>	<b>65</b>

**Halftime:** San Diego State 39, Weber State 17. **FG%:** San Diego State 41.9, Weber State 40.0. **3FG%:** San Diego State 23.8, Weber State 14.3. **FT%:** San Diego State 72.7, Weber State 60.0. **Officials:** Ruben Ramos, Bruce Hicks, Shawn Lehigh. **Technical:** None.

'09 NIT

**San Diego State 70, Kansas State 52**  
 March 20, 2009 ♦ San Diego, Calif.  
 Jenny Craig Pavilion ♦ Att.: 5,100

SAN DIEGO -- Due to the first and second rounds of the NCAA Women's Basketball Tournament at Cox Arena, top-seeded San Diego State moved its game with fourth-seeded Kansas State to the University of San Diego's Jenny Craig Pavilion and dismissed the Wildcats in the second round of the NIT, 70-52, in front of a capacity crowd of 5,100.

SDSU led for the entire game and was spearheaded by the efforts of Kyle Spain, Richie Williams and Billy White. Spain finished with a game-high 16 points and seven rebounds, while Williams added 14 points and a game-high four steals. White, meanwhile, went 6-for-6 from the field and ended with 15 points and three blocked shots.

San Diego State led by as many as eight points nearly nine minutes into the game, but allowed K-State to creep back into it after the visitors scored the final five points of the first half to get within two, 27-25, at halftime.

The Wildcats scored the first bucket of the second half to knot the score at 27, but a layup by White gave the Aztecs a lead it would not relinquish. SDSU expanded its lead to 22 on a layup by Ryan Amoroso with 7:53 to go and the rout was on as the Aztecs cruised into the quarterfinals of the NIT.

Denis Clemente led Kansas State with 12 points and three assists.

(4) KSU	MP	FG	3FG	FT	R	F	A	T	B	S	TP
Sutton	*18	2-5	0-0	0-0	6	3	0	1	0	1	4
Kent	*22	3-10	0-1	2-2	6	1	2	0	0	0	8
Colon	*15	1-3	0-0	0-0	3	2	0	2	0	0	2
Pullen	*18	0-4	0-3	3-4	2	2	1	2	0	0	3
Clemente	*34	5-15	1-5	1-1	1	3	3	5	0	1	12
Brown	26	2-4	0-2	2-3	1	1	0	3	0	1	6
Werner	2	0-2	0-2	0-0	0	0	0	0	0	0	0
Awajji	20	3-5	1-2	0-0	3	1	1	0	0	1	7
Samuels	22	1-6	0-2	1-2	1	4	1	3	2	2	3
Ojeleye	2	0-1	0-0	0-0	3	0	0	0	0	0	0
Anderson	21	2-5	0-0	3-4	6	1	0	1	1	1	7
Team					3				1		
<b>Totals</b>	<b>200</b>	<b>19-60</b>	<b>2-17</b>	<b>12-16</b>	<b>35</b>	<b>18</b>	<b>8</b>	<b>18</b>	<b>3</b>	<b>7</b>	<b>52</b>

(1) SDSU	MP	FG	3FG	FT	R	F	A	T	B	S	TP
Spain	*31	5-13	0-2	6-7	7	2	2	2	0	2	16
Wade	*31	3-11	0-1	2-2	4	2	4	3	0	2	8
White	*24	6-6	0-0	3-4	4	3	1	0	3	1	15
Amoroso	*25	3-5	0-2	1-2	3	2	3	3	0	0	7
Williams	*32	4-5	2-2	4-4	3	2	1	4	0	4	14
Island	1	0-0	0-0	0-0	0	0	0	0	0	0	0
Horton	1	0-0	0-0	0-0	0	0	0	0	0	0	0
Deutschman	1	0-0	0-0	0-0	1	0	0	0	0	0	0
Thomas	6	0-0	0-0	0-1	0	0	1	0	0	1	0
Gay	16	1-1	0-0	0-0	0	1	0	1	0	0	2
Shelton	18	3-5	0-1	0-0	1	3	2	1	0	1	6
Smith	1	0-0	0-0	0-0	0	0	0	0	0	0	0
Cheriet	13	1-3	0-1	0-0	2	2	0	0	0	0	2
Team					7				1		
<b>Totals</b>	<b>200</b>	<b>26-49</b>	<b>2-9</b>	<b>16-20</b>	<b>32</b>	<b>17</b>	<b>14</b>	<b>15</b>	<b>3</b>	<b>11</b>	<b>70</b>

**Halftime:** San Diego State 27, Kansas State 25. **FG%:** San Diego State 53.1, Kansas State 31.7. **3FG%:** San Diego State 22.2, Kansas State 11.8. **FT%:** San Diego State 80.0, Kansas State 75.0. **Officials:** Michael Irving, Martin Cota, Bobby McRoy. **Technical:** None.

'09 NIT

**San Diego State 70, Saint Mary's 66**  
 March 25, 2009 ♦ San Diego, Calif.  
 Cox Arena ♦ Att: 12,414

SAN DIEGO -- San Diego State held its last game of the 2008-09 season at Cox Arena in front of a sold-out crowd of 12,414 for the NIT Quarterfinals against second-seeded Saint Mary's.

The Aztecs got out to an early 16-point lead, holding the Gaels scoreless with 11:07 to play in the first half.

SDSU maintained its lead throughout the game with Saint Mary's tying the score only once during the contest. San Diego State's Richie Williams was able to contain the Gaels' sophomore star, Patrick Mills, to 7-of-24 shooting for the game. Aztec Billy White proved to be a dominating presence in the paint by going 8-for-12 and had a team high of 17 points.

San Diego State went into halftime with an 11-point lead. When the two teams got back into action, the Aztecs continued to roll, scoring 42 of their 70 points in the paint. SDSU benefited from Saint Mary's mistakes by tallying 12 points off turnovers.

The Gaels would only tie the score once and were never able to take the lead away from SDSU despite outscoring the Aztecs 38-31 in the second half. In the end, it was San Diego State's speed and Saint Mary's mistakes that would decide the game.

With the victory, the Aztecs headed to New York to play at Madison Square Garden. The 26th San Diego State win extended its school record and the marks farthest any SDSU basketball program has advanced into the postseason.

(2) SMC	MP	FG	3FG	FT	R	F	A	T O	B	S	TP
Simpson	*36	3-7	0-0	5-11	14	2	0	1	0	2	11
Samhan	*32	4-11	0-0	2-2	12	4	2	1	5	1	10
Mills	*40	7-24	4-13	0-1	1	5	5	5	0	1	18
Hunter	*32	4-10	1-5	0-0	6	3	0	1	1	2	9
McConnell	*4	0-0	0-0	0-0	0	0	0	1	0	0	0
Hughes	23	5-8	1-4	0-0	1	2	2	1	0	0	11
O'Leary	21	2-2	1-1	0-0	3	1	0	0	0	0	5
Smith	10	1-5	0-2	0-0	3	2	0	1	0	0	2
Walker	0+	0-0	0-0	0-0	0	0	0	0	0	0	0
Allen	2	0-0	0-0	0-0	0	0	1	0	0	0	0
Team					2						
<b>Totals</b>	<b>200</b>	<b>26-67</b>	<b>7-25</b>	<b>7-14</b>	<b>43</b>	<b>19</b>	<b>10</b>	<b>11</b>	<b>6</b>	<b>6</b>	<b>66</b>

(1) SDSU	MP	FG	3FG	FT	R	F	A	T O	B	S	TP
Spain	*28	5-11	1-3	0-0	6	4	2	1	0	1	11
Wade	*36	5-13	0-1	0-0	4	1	1	3	0	2	10
White	*24	8-12	0-0	1-1	4	2	0	0	0	0	17
Amoroso	*31	4-9	2-3	2-2	6	4	2	3	1	0	12
Williams	*29	2-5	0-1	4-6	4	2	5	2	0	2	8
Thomas	7	0-1	0-0	0-0	1	0	1	0	0	0	0
Gay	19	0-2	0-1	0-0	2	0	1	0	1	1	0
Shelton	20	1-6	0-0	3-7	6	2	2	0	1	1	5
Cheriet	6	2-2	1-1	2-2	0	0	1	0	0	0	7
Team					4						
<b>Totals</b>	<b>200</b>	<b>27-61</b>	<b>4-10</b>	<b>12-18</b>	<b>35</b>	<b>15</b>	<b>15</b>	<b>9</b>	<b>3</b>	<b>7</b>	<b>70</b>

**Halftime:** San Diego State 39, Saint Mary's 28. **FG %:** San Diego State 44.3, Saint Mary's 38.8. **3FG%:** San Diego State 40.0, Saint Mary's 28.0. **FT%:** San Diego State 66.7, Saint Mary's 50.0. **Officials:** Mike Scyphers, Kevin Brill, Rick Batsell. **Technical:** None.

'09 NIT

**Baylor 76, San Diego State 62**  
 March 31, 2009 ♦ New York, N.Y.  
 Madison Square Garden ♦ Att: 11,352

NEW YORK -- San Diego State was eliminated in the semifinals round in Madison Square Garden, ending its run for its first NIT Championship, losing to Baylor, 76-62.

The Aztecs' chances at victory were deflated behind the perimeter, as Baylor successfully relied on the 3-point shot, shooting 11-22 from the arc, to pull away with a convincing win.

The Bears were anchored by Curtis Jerrells in the first half where he dropped 19 of his 24 points. The Aztecs were able to manage a close game in the opening 11:45 as a basket by Ryan Amoroso gave San Diego State the lead, 21-20.

In the ensuing possession, Baylor's Jerrells hit a three-pointer that ignited a 10-0 run. But SDSU managed to fight back as they closed out the period trailing by one point, 34-35.

Baylor's hot shooting performance proved to be too much for the Aztecs in the second half. A layup by Amoroso to start the period was the last lead SDSU enjoyed. Baylor was anchored by another key player, this time by LaceDarius Dunn who scored 14 of his 23 points in the second half and was a vital part of the Bears' 17-4 run.

SDSU was led by seniors Kyle Spain with 15 points and Wade with 10 points. Also, Billy White and Tim Shelton added 10 points apiece.

(3) Baylor	MP	FG	3FG	FT	R	F	A	T O	B	S	TP
Rogers	*37	6-9	0-0	2-2	7	0	1	2	0	0	14
Lomers	*24	2-4	0-0	2-2	5	1	0	1	2	0	6
Jerrells	*35	8-11	3-5	6-11	4	2	4	1	0	3	25
Dunn	*35	7-12	6-9	3-4	6	1	2	3	0	1	23
Carter	*33	3-8	2-4	0-0	2	2	3	0	0	2	8
Ellis	1	0-0	0-0	0-0	0	1	0	0	0	0	0
Acy	1	0-0	0-0	0-0	0	0	0	1	1	0	0
Dugat	17	0-5	0-3	0-0	1	2	0	2	0	1	0
Diene	14	0-0	0-0	0-0	2	1	1	1	0	0	0
Jones	3	0-1	0-1	0-0	1	0	0	0	0	0	0
Team					0						
<b>Totals</b>	<b>200</b>	<b>26-50</b>	<b>11-22</b>	<b>13-19</b>	<b>28</b>	<b>10</b>	<b>11</b>	<b>11</b>	<b>3</b>	<b>7</b>	<b>76</b>

(1) SDSU	MP	FG	3FG	FT	R	F	A	T O	B	S	TP
Wade	*35	4-10	2-4	0-1	3	4	2	5	0	1	10
White	*29	4-5	0-0	2-2	4	4	0	0	0	1	20
Amoroso	*21	3-7	1-2	2-2	5	0	2	2	1	1	6
Williams	*34	0-7	0-5	0-0	5	4	4	1	0	3	10
Spain	*26	5-9	3-5	2-2	2	1	3	4	0	1	8
Island	0+	0-0	0-0	0-0	0	0	0	0	0	0	5
Horton	0+	0-0	0-0	0-0	0	0	0	0	0	0	2
Deutchman	0+	0-0	0-0	0-0	0	0	0	0	0	0	0
Thomas	0+	0-0	0-0	0-0	1	0	0	0	0	0	10
Gay	26	2-9	2-6	0-0	2	0	3	0	0	1	10
Shelton	18	4-6	1-1	1-1	7	4	1	1	1	1	10
Smith	0+	0-0	0-0	0-0	0	0	0	0	0	0	10
Cheriet	11	1-2	0-0	0-2	1	0	0	2	0	0	10
Team					4						
<b>Totals</b>	<b>200</b>	<b>23-55</b>	<b>9-23</b>	<b>7-10</b>	<b>34</b>	<b>17</b>	<b>15</b>	<b>15</b>	<b>2</b>	<b>8</b>	<b>62</b>

**Halftime:** San Diego State 34, Baylor 35. **FG %:** Baylor 52.0, San Diego State 41.8. **3FG%:** Baylor 50.0, San Diego State 39.1. **FT%:** San Diego State 70.0, Baylor 68.4. **Officials:** Jim Burr, Bob Donato, Earl Walton. **Technical:** None.

'10 NCAA Tournament

**(6) #15/14 Tennessee, (11) SDSU 62**  
 March 18, 2010 ♦ Providence, R.I.  
 Dunkin' Donuts Center ♦ Att: 10,788

PROVIDENCE, R.I. - San Diego State had its second-half rally fall short as the 11th-seeded Aztecs dropped a 62-59 decision to sixth-seeded and No. 15/14 Tennessee in the first round of the NCAA Tournament.

SDSU found itself down 34-26 at halftime after shooting 32.1 percent from the field, including a 2-for-12 effort from three-point range. Despite the poor shooting, the Aztecs were in the game until a 12-7 Volunteer run to end the half propelled the SEC school to its advantage at intermission.

Coming out of the break, San Diego State methodically chipped away at its deficit and put together a 19-10 scoring run to give the Aztecs a 45-44 lead with 9:20 to go in regulation. The lead was short-lived after Tennessee scored six unanswered points and took a five-point lead.

Over the course of the final 5:13, SDSU stayed within striking distance and cut the Volunteer lead to one point on three different occasions, the last of which saw D.J. Gay connect on three free throws with nine seconds left after Melvin Goins fouled the Aztec guard on a three-point attempt.

Down by one with nine seconds to go, SDSU fouled Wayne Chism, who knocked down both attempts, and gave the Vols a three-point lead. After the successful attempts, San Diego State raced the ball down the court and Kahwi Leonard's three-point attempt was off the mark giving UT the win.

Gay scored a game-high 16, while Leonard notched 12 points and 10 rebounds. Kelvin Davis, meanwhile, scored 11 in his final game as an Aztec.

(11) SDSU	MP	FG	3FG	FT	R	F	A	T O	B	S	TP
Leonard	*33	5-15	0-4	2-2	10	3	2	2	3	2	12
White	*29	3-7	0-0	1-2	1	1	1	2	0	0	7
Thomas	*38	2-6	0-0	4-6	4	2	4	3	2	1	8
Gay	*40	4-8	2-6	6-6	3	2	1	1	0	0	16
Davis	*28	4-6	1-3	2-3	3	3	0	1	0	0	11
Shelley	3	0-3	0-1	0-0	1	1	1	0	0	0	0
Carlwell	13	1-3	0-1	1-2	6	0	0	0	0	0	3
Tapley	16	1-4	0-3	0-0	2	4	1	1	1	0	2
Team					3						
<b>Totals</b>	<b>200</b>	<b>20-52</b>	<b>3-18</b>	<b>16-21</b>	<b>33</b>	<b>16</b>	<b>10</b>	<b>10</b>	<b>6</b>	<b>3</b>	<b>59</b>

(6) UT	MP	FG	3FG	FT	R	F	A	T O	B	S	TP
Chism	*35	4-12	1-3	2-2	5	3	0	2	1	1	11
Williams	*22	0-3	0-0	2-2	8	4	1	1	0	0	2
Maze	*23	3-7	1-2	4-4	0	2	2	0	0	0	11
Prince	*32	5-9	0-1	5-8	6	2	2	2	1	1	15
Hopson	*26	3-9	2-5	0-0	3	2	3	3	0	1	8
McBee	5	0-2	0-1	0-0	1	1	0	0	0	0	0
Hall	8	0-1	0-0	0-0	2	1	1	0	0	0	0
Goins	19	5-7	4-5	1-2	1	1	0	0	0	0	15
Pearl	15	0-1	0-0	0-0	2	2	1	0	0	0	0
Tatum	15	0-1	0-0	0-0	1	1	0	2	1	0	0
Team					3				1		
<b>Totals</b>	<b>200</b>	<b>20-52</b>	<b>8-17</b>	<b>14-18</b>	<b>32</b>	<b>19</b>	<b>10</b>	<b>11</b>	<b>3</b>	<b>3</b>	<b>62</b>

**Halftime:** Tennessee 34, San Diego State 26. **FG %:** San Diego State 38.5, Tennessee 38.5. **3FG%:** Tennessee 47.1, San Diego State 16.7. **FT%:** Tennessee 77.8, San Diego State 76.2. **Officials:** Paul H. Janssen, Gerry D. Pollard, Sean Casady. **Technical:** None.

A photograph of Steve Fisher, an older man with glasses, wearing a dark suit jacket, a white shirt, and a light-colored tie. He is standing with his hands on his hips, looking towards the camera. The background is a blurred indoor sports arena.

# Steve Fisher

## National Coach of the Year Candidate

- ▶ Mountain West Conference Co-Coach of the Year.
- ▶ USBWA District IX Coach of the Year.
- ▶ Has guided San Diego State to a 33-2 record, which is the best 35-game record in the 90-year history of the program.
- ▶ San Diego State owns the best winning percentage (.943) in the country entering the third round of the NCAA Tournament.
- ▶ The 33 victories are the most in the nation entering the NCAA Tournament's third round and in school history.
- ▶ In leading the Aztecs to a 20-0 record earlier this season, San Diego State was one of two undefeated teams left in NCAA Division I (Ohio State - 21-0).
- ▶ Led San Diego State to the second-longest active winning streak in the nation (20) earlier this season.
- ▶ Led San Diego State to its first national ranking this season, opening at No. 25 in the preseason Associated Press Top-25 poll.
- ▶ The Aztecs have been ranked in the Associated Press Top 25 every week this season, including a season-high ranking of No. 4 in the Jan. 24 poll.
- ▶ Has already coached San Diego State to its school-record sixth consecutive 20-win season.
- ▶ Has guided San Diego State to 19 road/neutral wins this season, which is the most among top-10 squads.
- ▶ Of the Aztecs' 19 road/neutral wins, 12 have been true road games.
- ▶ Coached San Diego State to a 14-2 mark in the Mountain West Conference, which is the fourth-best RPI conference according to CollegeRPI.com.
- ▶ Guided SDSU to a perfect 5-0 record in conference play for the first time since 1966-67. The Aztecs' 14-2 record in league is their best MWC mark in the 12-year history of the conference.

# Kawhi Leonard

## All-America Candidate

- ▶ Team leader in scoring, rebounding and steals for 33-2 San Diego State.
- ▶ Is a 2010-11 midseason top-30 Naismith Award candidate.
- ▶ Is a 2010-11 midseason top-30 candidate for the Wooden Award.
- ▶ Mountain West Conference first-team selection, all-defensive team member and all-tournament choice.
- ▶ NABC and USWBA All-District pick, and FOXSports.com second-team All-American.
- ▶ Ranks fourth in NCAA Division I with 22 double-doubles and ninth in rebounding (10.7) through games of March 16.
- ▶ Is averaging 15.6 points and 10.6 rebounds overall and finished MWC play by averaging 14.8 points and 11.9 rebounds.
- ▶ Leads the Mountain West Conference in rebounding, offensive rebounding and defensive rebounding. Ranks fourth in scoring, fourth in steals, seventh in free-throw percentage, eighth in minutes played and eighth in field-goal percentage.
- ▶ Leads San Diego State in scoring, rebounding and steals, ranks second in assists, in minutes played and fourth in blocked shots.
- ▶ Has 23 double-doubles this season, which is the most on the team, and has 40 in his career, which is the second most in school history. Michael Cage owns the school record with 61.
- ▶ Recorded 12 double-doubles in Mountain West action, which established new a league record.
- ▶ Has 10 20-point scoring performances this year with nine coming away from home (4 road, 5 neutral). Had a season-high 23 vs. San Francisco in Las Vegas, Nev., and vs. Green Bay in Oxford, Ohio.
- ▶ Along with Malcolm Thomas, the duo is one of the best rebounding twosomes in NCAA Division I, collecting an average of 18.7 rebounds per game (Leonard - 10.6, Thomas - 8.1).
- ▶ Has scored in double figures in 31 of 34 games this season and has 23 double-digit rebounding efforts.
- ▶ Has led the team in rebounding 24 times this season, 15 times in scoring and 11 times in assists.
- ▶ Two-time MWC Player of the Week and CBE Classic Oxford Subregional Most Valuable Player.



# D.J. Gay

## All-MWC First Team

▶ "I've said repeatedly that D.J. Gay is our most important player and I somewhat quantified it and probably made him mad by saying he is not our best player but he is our most important player. ... He plays with no fear, no agenda and couldn't care less if he shoots it." - San Diego State Head Coach Steve Fisher

▶ Team captain and team leader in assists, three-point field goals and minutes played for the 33-2 San Diego State Aztecs.

▶ All-Mountain West Conference first-team pick and a NABC first-team all-District 17 honoree.

▶ Ranks 22nd nationally in assist-to-turnover ratio (2.51) through games of March 16.

▶ Is averaging 11.1 points, 2.0 rebounds and 3.2 assists overall. Finished Mountain West Conference action by averaging 11.6 points, 2.2 rebounds and 3.6 assists.

▶ Produced an assist-to-turnover ratio of 3.87 in Mountain West games.

▶ Mountain West Conference rankings (league games only): first in assist-to-turnover average, third in minutes, fourth in three-point field goals made, fourth in steals, seventh in assists, 10th in three-point field-goal percentage and 16th in scoring.

▶ Has played and started all 35 games this season and played 582 of a possible 640 minutes in Mountain West action.

▶ Has 18 double-figure scoring performances this season.

▶ Has four 20-point scoring performances this season, the second most on the team. Ran off two straight 20-point games for the first time of his career (30 at New Mexico, 20 vs. Air Force) earlier this season.

▶ Has led the team in assists 19 times this season and in scoring six times.

▶ Has 13 turnover-free outings and 20 games with one turnover or less.

▶ Knocked down multiple three-point field goals 17 times in 2010-11.

▶ Logged 37 or more minutes 18 times this season and has played 39 or more minutes 10 times.

▶ MWC Co-Player of the Week on Feb. 14.



## 2010-11 San Diego State Alphabetical Roster

No.	Name	Pos.	Ht.	Wt.	Yr.	Exp.	Entering NCAA Tourney			Hometown (High School/Previous School)
							PPG	RPG	APG	
5	Brian Carlwell	C	6-11	300	Sr.	1L	4.0	2.7	0.2	Maywood, Ill. (Proviso East High/Univ. of Illinois)
42	Mehdi Cheriet	F	6-9	225	Sr.	1L	1.8	1.0	0.2	Tarare, France (Arizona Western College)
21	Jamaal Franklin	G	6-5	185	Fr.	HS	3.1	2.0	0.5	Phelan, Calif. (Westwind Prep International (Ariz.) High)
3	LaBradford Franklin	G	6-2	170	Fr.	HS	2.1	0.9	1.4	Temecula, Calif. (Great Oak High)
23	D.J. Gay	G	6-0	170	Sr.	3L	11.2	2.0	3.2	Sun Valley, Calif. (Poly High)
15	Kawhi Leonard	F	6-7	225	So.	1L	15.4	10.7	2.5	Riverside, Calif. (King High)
11	James Rahon	G	6-5	205	So.	TR	7.1	1.6	0.8	San Diego, Calif. (Santa Clara Univ.)
10	Tim Shelton	F	6-7	245	Jr.	2L	1.8	1.6	0.4	Fresno, Calif. (Clovis West High)
22	Chase Tapley	G	6-2	200	So.	1L	8.4	2.4	1.9	Sacramento, Calif. (Sacramento High)
4	Malcolm Thomas	F	6-9	220	Sr.	1L	11.5	8.2	2.3	San Diego, Calif. (Crawford High/San Diego City College)
32	Billy White	F	6-8	235	Sr.	3L	9.9	3.8	1.6	Las Vegas, Nev. (Green Valley High)
0	Alec Williams	F	6-6	245	So.	1L	2.1	1.4	0.0	San Juan Capistrano, Calif. (J Serra Catholic High)

## 2010-11 San Diego State Numerical Roster

No.	Name	Pos.	Ht.	Wt.	Yr.	Exp.	Entering NCAA Tourney			Hometown (High School/Previous School)
							PPG	RPG	APG	
0	Alec Williams	F	6-6	245	So.	1L	2.1	1.4	0.0	San Juan Capistrano, Calif. (J Serra Catholic High)
3	LaBradford Franklin	G	6-2	170	Fr.	HS	2.1	0.9	1.4	Temecula, Calif. (Great Oak High)
4	Malcolm Thomas	F	6-9	220	Sr.	1L	11.5	8.2	2.3	San Diego, Calif. (Crawford High/San Diego City College)
5	Brian Carlwell	C	6-11	300	Sr.	1L	4.0	2.7	0.2	Maywood, Ill. (Proviso East High/Univ. of Illinois)
10	Tim Shelton	F	6-7	245	Jr.	2L	1.8	1.6	0.4	Fresno, Calif. (Clovis West High)
11	James Rahon	G	6-5	205	So.	TR	7.1	1.6	0.8	San Diego, Calif. (Santa Clara Univ.)
15	Kawhi Leonard	F	6-7	225	So.	1L	15.4	10.7	2.5	Riverside, Calif. (King High)
21	Jamaal Franklin	G	6-5	185	Fr.	HS	3.1	2.0	0.5	Phelan, Calif. (Westwind Prep International (Ariz.) High)
22	Chase Tapley	G	6-2	200	So.	1L	8.4	2.4	1.9	Sacramento, Calif. (Sacramento High)
23	D.J. Gay	G	6-0	170	Sr.	3L	11.2	2.0	3.2	Sun Valley, Calif. (Poly High)
32	Billy White	F	6-8	235	Sr.	3L	9.9	3.8	1.6	Las Vegas, Nev. (Green Valley High)
42	Mehdi Cheriet	F	6-9	225	Sr.	1L	1.8	1.0	0.2	Tarare, France (Arizona Western College)

<b>Head Coach:</b>	Steve Fisher (Illinois State, 1967)
<b>Assistant Head Coach:</b>	Brian Dutcher (Minnesota, 1982)
<b>Assistant Coaches:</b>	Justin Hutson (CS Bakersfield, 1994), Mark Fisher (Michigan, 2001)
<b>Director of Operations:</b>	Matt Soria (San Diego State, 2002)
<b>Director of Player Development:</b>	David Velasquez (San Diego State, 2007)

## Eligible in 2011-12 Season

No.	Name	Pos.	Ht.	Wt.	Yr.	Exp.	Most Recent Div. I Season			Hometown (High School/Previous School)
							PPG	RPG	APG	
2	Xavier Thames	G	6-3	185	So.	TR	4.6	1.5	1.2	Sacramento, Calif. (Pleasant Grove High/Washington State)

<b>► Pronunciations</b> <u>Mehdi Cheriet</u> Meh-DEE Shell-yet <u>Kawhi Leonard</u> KUH-why Leonard <u>Chase Tapley</u> Chase TAP-lee <u>James Rahon</u> James RAY-hawn	<b>By Class</b> <b>Seniors (5)</b> Brian Carlwell, Mehdi Cheriet, D.J. Gay, Malcolm Thomas, Billy White <b>Juniors (1)</b> Tim Shelton	<b>Sophomores (4)</b> Kawhi Leonard, James Rahon, Chase Tapley, Alec Williams <b>Freshmen (2)</b> Jamaal Franklin, LaBradford Franklin	<b>► By Position</b> <b>Guards (5)</b> Jamaal Franklin, LaBradford Franklin, D.J. Gay, James Rahon, Chase Tapley <b>Forwards (6)</b> Mehdi Cheriet, Kawhi Leonard, Tim Shelton, Malcolm Thomas, Billy White, Alec Williams <b>Centers (1)</b> Brian Carlwell
---	--	---	--

# SDSU Broadcast Roster



**# 0**  
**ALEC WILLIAMS**

Forward  
6-6, 245, Sophomore-1L  
San Juan Capistrano, Calif.  
JSerra High

PPG: 2.1 RPG: 1.4 APG: 0.0  
FG%: 38.1 3FG: 20.0 FT%: 80.0



**# 3**  
**LABRADFORD FRANKLIN**

Guard  
6-2, 170, Freshman-HS  
Temecula, Calif.  
Great Oak High

PPG: 2.1 RPG: 0.9 APG: 1.4  
FG%: 40.7 3FG: 20.0 FT%: 80.0



**# 4**  
**MALCOLM THOMAS**

Forward  
6-9, 220, Senior-1L  
San Diego, Calif.  
San Diego City College

PPG: 11.3 RPG: 8.1 APG: 2.2  
FG%: 53.7 3FG: 16.7 FT%: 65.0



**# 5**  
**BRIAN CARLWELL**

Center  
6-11, 300, Senior-1L  
Maywood, Ill.  
Illinois

PPG: 3.9 RPG: 2.8 APG: 0.2  
FG%: 52.0 3FG: 33.3 FT%: 62.2



**# 10**  
**TIM SHELTON**

Forward  
6-7, 245, Junior-2L  
Fresno, Calif.  
Clovis West High


PPG: 1.8 RPG: 1.6 APG: 0.4  
FG%: 37.5 3FG: 23.5 FT%: 45.5



**# 11**  
**JAMES RAHON**

Guard  
6-5, 205, Sophomore-TR  
San Diego, Calif.  
Santa Clara

PPG: 7.3 RPG: 1.6 APG: 0.8  
FG%: 43.1 3FG: 42.9 FT%: 69.2



**# 15**  
**KAWHI LEONARD**

Forward  
6-7, 225, Sophomore-1L  
Riverside, Calif.  
King High


PPG: 15.6 RPG: 10.6 APG: 2.5  
FG%: 44.8 3FG: 29.6 FT%: 75.2



**# 21**  
**JAMAAL FRANKLIN**

Guard  
6-5, 185, Freshman-HS  
Phelan, Calif.  
Westwind Prep  
International

PPG: 3.0 RPG: 1.9 APG: 0.4  
FG%: 48.9 3FG: 33.3 FT%: 52.9



**# 22**  
**CHASE TAPLEY**

Guard  
6-2, 200, Sophomore-1L  
Sacramento, Calif.  
Sacramento High

PPG: 8.6 RPG: 2.4 APG: 1.9  
FG%: 49.3 3FG: 37.5 FT%: 82.8



**# 23**  
**D.J. GAY**

Guard  
6-0, 170, Senior-3L  
Sun Valley, Calif.  
Poly High

PPG: 11.1 RPG: 2.0 APG: 3.2  
FG%: 38.1 3FG: 35.6 FT%: 67.8



**# 32**  
**BILLY WHITE**

Forward  
6-8, 235, Senior-3L  
Las Vegas, Nev.  
Green Valley High

PPG: 10.0 RPG: 4.1 APG: 1.6  
FG%: 55.7 3FG: 34.6 FT%: 74.4



**# 42**  
**MENDI CHERIET**

Forward  
6-9, 225, Senior-1L  
Tarare, France  
Arizona Western College

PPG: 1.8 RPG: 1.0 APG: 0.2  
FG%: 38.9 3FG: 15.8 FT%: 87.5



**Head Coach**  
**STEVE FISHER**

- – 20th full season as head coach • 415-233
- – 12th year at San Diego State • 231-151
- – 1989 NCAA champion
- – 3 NCAA Championship game appearances
- – 11 NCAA Tournament appearances
- – 17 postseason appearances
- – 2011 MWC Co-Coach of the Year, USBWA District IX Coach of the Year

## San Diego State Coaches and Staff

Brian Dutcher, assistant head coach  
Justin Hutson, assistant coach  
Mark Fisher, assistant coach  
Matt Soria, director of basketball operations  
David Velasquez, dir. of player development  
David Smith, athletic trainer



# Steve Fisher

20th-Full Season • 12th Season at SDSU • Illinois State, 1967

Steve Fisher has guided the Aztec basketball program to unparalleled heights. In 12 seasons, he has taken a program that regularly missed out on the conference postseason tournament, to one which has become of the best programs on the West Coast and has the Aztecs routinely mentioned among the elite teams in the country.

The best news for SDSU fans is that the school exercised its contract option on Fisher prior to the 2010-11 season, which keeps the coach on Montezuma Mesa until 2012-13.

When Fisher arrived on the scene in March of 1999, he found a basketball program that wasn't good enough to be called average. The Aztecs had suffered through 13 losing seasons in 14 years. Members of the school's last NCAA team were in the early stages of middle age. The expectations were set. The Aztecs were expected to lose. The year before Fisher's arrival on campus, San Diego State won just four games.

Now those days are a distant memory. Fisher guided San Diego State to the NCAA Tournament in 2002, the postseason NIT in 2003, the 2006 NCAA Tournament, the 2007-09 NIT, including the NIT semifinals in 2009, and the 2010 NCAA Tournament. In addition, the Aztecs have one of their deepest teams ever, which will keep SDSU competitive this season and seasons ahead.

On March 26, 1999, San Diego State announced its arrival on the basketball scene in the form of a news conference to introduce its new coach, Steve Fisher. Fresh from a stint with the Sacramento Kings and with three appearances in the Final Four and a national championship in his pocket, he rolled up his sleeves and went to work. And work was needed. It looked to be a daunting challenge and yet the man with one of the highest winning percentages in NCAA Tournament history had no reservations.

No head-coaching career, at any level, started quicker than that of Steve Fisher. Six games into his head-coaching career he was undefeated and sporting a national championship ring. And the success didn't stop with the national title.

Fisher's eight-plus seasons at Michigan produced a 184-82 (.692) record, nine postseason tournament berths and three

trips to the NCAA championship game, including the magical run to the 1989 national title.

Under Fisher, the Wolverines also claimed an NIT championship, won at least 20 games four times and finished among the top three in the powerful Big Ten Conference five times. In 1995, Michigan set a league record by holding opponents to just 39.4 percent shooting from the floor.

Fisher and Co., raised the bar even higher in the postseason. His seven NCAA Tournament teams at Michigan combined for a 20-6 record, which put him fourth among active coaches and ninth in NCAA history with a winning percentage of .769 in the national bracket after his stint in Ann Arbor. Only 13 coaches have taken more teams to the Final Four, including just five that are still active. He is one of three coaches to take three squads to the Final Four in the first five years of a head-coaching career, and one of just six coaches to lead a team to a NIT title as well as the NCAA.

His accomplishments may be even greater at San Diego State. In 2001-02 he led the Aztecs to the postseason for the first time since 1985 and for just the fourth time ever. The 21 wins were second most for the school as a Division I program and the most since 1985. The fact that those numbers came after just three seasons signifies what is one of the great recent turnarounds in college basketball.

He followed that up with a third consecutive season with a .500 or better record in 2002-03 and led SDSU back to the postseason for the second consecutive season for only the second time in the school's Division I history. In addition, SDSU claimed its first Division I postseason victory with a win in the NIT.

In 2006-07, he led SDSU to the MWC regular season and tournament crowns and a berth in the NCAA Tournament. That team finished with a Division I then-school-record 24 wins. And the last four seasons, Fisher has led the Aztecs to four additional 20-win seasons and postseason appearances, including a school-record 26 wins and an NIT semifinal berth in 2009 and a MWC tourney crown and a spot in the NAAs in 2010, and he doesn't look like he is stopping anytime soon.

## Record Breakdown

	Career
Home	233-69
Away	110-134
Neutral	72-30

By Month	
November	57-20
December	112-41
January	91-65
February	77-63
March	74-40
April	4-2

Games Decided By/In	
1-Point Games	19-8
2 Points	21-16
3 Points or Less	80-55
Overtime	28-16

## ► Steve Fisher Year-By-Year

Year	School	W	L	Pct.	Conference			Postseason/Honors
					W	L	Pct.	
1989	Michigan	6	0	1.000	-	-	-	NCAA Champions
1989-90	Michigan	23	8	.742	12	6	.667	NCAA Second Round
1990-91	Michigan	14	15	.483	7	11	.389	NIT First Round
1991-92	Michigan	25	9	.735	11	7	.611	NCAA Runner-Up, <i>Basketball Times</i> Coach of the Year
1992-93	Michigan	31	5	.861	15	3	.833	NCAA Runner-Up
1993-94	Michigan	24	8	.750	13	5	.722	NCAA Regional Finalist
1994-95	Michigan	17	14	.548	11	7	.611	NCAA First Round
1995-96	Michigan	20	12	.625	10	8	.556	NCAA First Round
1996-97	Michigan	24	11	.686	9	9	.500	NIT Champions
<b>Eight Full Seasons at UM</b>		<b>184</b>	<b>82</b>	<b>.692</b>	<b>88</b>	<b>56</b>	<b>.611</b>	<b>7 NCAA Tournaments, 9 Postseason Appearances</b>
Year	School	W	L	Pct.	W	L	Pct.	Postseason/Honors
1999-00	San Diego State	5	23	.179	0	14	.000	
2000-01	San Diego State	14	14	.500	4	10	.286	8th-most improved team in the country (Sagarin Ratings)
2001-02	San Diego State	21	12	.636	7	7	.500	NCAA First Round; Aztecs' first NCAA trip since 1985
2002-03	San Diego State	16	14	.552	6	8	.429	NIT Second Round; Aztecs reach postseason in consecutive yrs
2003-04	San Diego State	14	16	.483	5	9	.357	Two players that earned all-league honors return in 04-05
2004-05	San Diego State	11	18	.379	4	10	.286	Young Aztecs drop seven gms. by four pts. or less or OT
2005-06	San Diego State	24	9	.727	13	3	.813	MWC regular season and tournament champs.; NCAA berth
2006-07	San Diego State	22	11	.667	10	6	.625	NIT Second Round; First road win in D-I postseason tourney
2007-08	San Diego State	20	13	.606	9	7	.563	NIT First Round; Third straight 20-win season
2008-09	San Diego State	26	10	.722	11	5	.688	NIT Semifinals; Fourth straight 20-win year; SDSU-record 26 wins
2009-10	San Diego State	25	9	.735	11	5	.667	NCAA First Round, MWC tournament champions
2010-11	San Diego State	33	2	.943	14	2	.875	MWC reg.-season co-champs, tourney champs, MWC COY
<b>12 Seasons at SDSU</b>		<b>231</b>	<b>151</b>	<b>.605</b>	<b>94</b>	<b>86</b>	<b>.522</b>	<b>4 NCAA Tournaments; 8 Postseason Appearances</b>
		W	L	Pct.	W	L	Pct.	Postseason/Honors
<b>20th-Full Season Career</b>		<b>415</b>	<b>233</b>	<b>.640</b>	<b>182</b>	<b>142</b>	<b>.562</b>	<b>11 NCAA Tournaments, 17 Postseason Appearances</b>

**Season/Career Highs**

**Points**  
 Season 9 vs. Occidental (12-31-10)  
 Career 11 vs. Pomona-Pitzer (12-31-09)

**Rebounds**  
 Season 4 vs. Wyoming (1-29-11)  
 4 vs. Occidental (12-31-10)  
 4 vs. SD Christian (11-26-10)  
 Career 7 vs. UCSD (11-14-09)

**Assists**  
 Season  
 Career 1 vs. Pomona-Pitzer (12-31-09)  
 1 vs. Santa Clara (11-16-09)  
 1 vs. UCSD (11-14-09)

**Field Goals**  
 Season 3 vs. Occidental (12-31-10)  
 Career 3 vs. Occidental (12-31-10)  
 3 vs. Pomona-Pitzer (12-31-09)  
 3 vs. UCSD (11-14-09)

**Field Goals Attempted**  
 Season 6 vs. Occidental (12-31-10)  
 Career 6 vs. Occidental (12-31-10)

**Three-Point Field Goals**  
 Season 1 vs. San Francisco (12-21-10)  
 Career 1 vs. San Francisco (12-21-10)  
 1 at Air Force (3-6-10)  
 1 vs. Pomona-Pitzer (12-31-09)

**Three-Point FG Attempted**  
 Season 3 vs. San Francisco (12-21-10)  
 Career 3 vs. San Francisco (12-21-10)

**Free Throws**  
 Season 3 vs. Occidental (12-31-10)  
 Career 4 vs. Pomona-Pitzer (12-31-09)

**Free Throws Attempted**  
 Season 3 vs. Occidental (12-31-10)  
 Career 4 vs. Pomona-Pitzer (12-31-09)

**Steals**  
 Season  
 Career --

**Blocked Shots**  
 Season 1 vs. Occidental (12-31-10)  
 Career 1 vs. Occidental (12-31-10)  
 1 at Air Force (3-6-10)

**Minutes Played**  
 Season 14 vs. Occidental (12-31-10)  
 Career 21 vs. UCSD (11-14-09)



# 0 • Alec Williams

**Forward • 6-6 • 245 • Sophomore - 1L**  
**San Juan Capistrano, Calif. (JSerra Catholic High)**

**Season Highlights**

- ▶ Hit his only field-goal attempt at Wyoming (3-1-11) and finished with two points.
- ▶ Picked up a season-high four rebounds and scoring three points in seven minutes vs. Wyoming (1-29-11).
- ▶ In his first extended minutes of the season (14) vs. Occidental (12-31-10), he responded with season-high figures in points (9), rebounds (4) and blocks (1).
- ▶ Saw first game action of the season vs. San Diego Christian (11-26-10) and finished with two points and four rebounds. It was his first appearance since March 6, 2010, at Air Force.
- ▶ Played at California (12-8-10) in the second half.
- ▶ Saw action vs. San Diego (12-11-10) and finished with four minutes.
- ▶ Hit his first three-pointer of the season and finished with three points and one rebound in three minutes vs. San Francisco (12-21-10).

**Career Highlights**

- ▶ Played in 12 games as a freshman in 2009-10.
- ▶ Scored in 10 career games and grabbed at least one rebound in eight outings.
- ▶ Has committed only four turnovers in 136 career minutes.

**2010-11 Game-By-Game Statistics**

Opponent	GS	FG	3FG	FT	O-D-R	PF	TP	A	TO	B	S	MP
at Long Beach St.				Did Not Travel								
at Gonzaga				Did Not Travel								
vs. Green Bay				Did Not Play - CD								
vs. IUPUI				Did Not Play - CD								
at Miami (Ohio)				Did Not Play - CD								
San Diego Christian	1-3	0-1	0-0	1-3-4	1	2	0	0	0	0	0	8
Saint Mary's				Did Not Play - CD								
Wichita St.				Did Not Play - CD								
at California	0-0	0-0	0-0	0-0-0	1	0	0	0	0	0	0	1
San Diego	0-1	0-0	0-0	0-0-0	0	0	0	0	0	0	0	4
Cal Poly				Did Not Play - CD								
UC Santa Barbara	0-0	0-0	0-0	0-0-0	0	0	0	0	0	0	0	2
vs. San Francisco	1-3	1-3	0-0	0-1-1	0	3	0	0	0	0	0	3
vs. IUPUI	0-0	0-0	0-0	0-0-0	1	0	0	0	0	0	0	3
Occidental	3-6	0-1	3-3	2-2-4	0	9	0	0	1	0	14	
at TCU*				Did Not Play - CD								
at Utah*				Did Not Play - CD								
UNLV*				Did Not Play - CD								
at New Mexico*				Did Not Play - CD								
Air Force*				Did Not Play - CD								
at Brigham Young*				Did Not Play - CD								
Wyoming*	1-4	0-0	1-2	3-1-4	1	3	0	1	0	0	7	
at Colorado St.*				Did Not Play - CD								
TCU*				Did Not Play - CD								
Utah*	1-3	0-0	0-0	0-1-1	1	2	0	0	0	0	4	
at UNLV*				Did Not Play - CD								
New Mexico*				Did Not Play - CD								
at Air Force*				Did Not Play - CD								
Brigham Young*				Did Not Play - CD								
at Wyoming*	1-1	0-0	0-0	0-0-0	0	2	0	0	0	0	3	
Colorado St.*				Did Not Play - CD								
vs. Utah				Did Not Play - CD								
at UNLV				Did Not Play - CD								
vs. Brigham Young				Did Not Play - CD								
vs. Northern Colorado				Did Not Play - CD								
vs. Temple												

**▶ Williams Career Statistics**

Year	G-GS	Min.-Avg.	FG-FGA	Pct.	3P-3PA	Pct.	FT-FTA	Pct.	OR	DR	Reb	Avg.	PF-D	AT	TO	BS	ST	Pts	Avg.
09-10	12-0	87-7.3	8-18	.444	2-5	.400	5-6	.833	2	12	14	1.2	15-0	3	3	1	0	23	1.9
10-11	10-0	49-4.9	8-21	.381	1-5	.200	4-5	.800	6	8	14	1.4	5-0	0	1	1	0	21	2.1
<b>Totals</b>	<b>22-0</b>	<b>136-6.2</b>	<b>16-39</b>	<b>.410</b>	<b>3-10</b>	<b>.300</b>	<b>9-11</b>	<b>.818</b>	<b>8</b>	<b>20</b>	<b>28</b>	<b>1.3</b>	<b>20-0</b>	<b>3</b>	<b>4</b>	<b>2</b>	<b>0</b>	<b>44</b>	<b>2.0</b>

### Career Highs

**Points**  
Career 9 vs. SD Christian (11-26-10)

**Rebounds**  
Career 3 vs. Saint Mary's (12-1-10)

**Assists**  
Career 6 vs. SD Christian (11-26-10)

**Field Goals**  
Career 3 vs. SD Christian (11-26-10)

**Field Goals Attempted**  
Career 6 vs. SD Christian (11-26-10)

**Three-Point Field Goals**  
Career 1 vs. Wyoming (1-29-11)  
1 vs. SD Christian (11-26-10)

**Three-Point FG Attempted**  
Career 2 vs. Occidental (12-31-10)  
2 vs. Cal Poly (12-13-10)

**Free Throws**  
Career 4 vs. San Diego (12-11-10)

**Free Throws Attempted**  
Career 6 vs. San Diego (12-11-10)

**Steals**  
Career 2 vs. Cal Poly (12-13-10)

**Blocked Shots**  
Career None

**Minutes Played**  
Career 23 vs. Cal Poly (12-13-10)



# 3 • LaBradford Franklin

**Guard • 6-2 • 170 • Freshman - HS**  
**Temecula, Calif. (Great Oak High)**

### Season Highlights

- ▶ Has 23 assists in his last 14 games (132 minutes), including 21 in his last 12 (120 minutes).
- ▶ Recorded 13 assists in his last eight games (78 minutes).

### Game Highlights

- ▶ Had two points and an assist in three minutes at Wyoming (3-1-11).
- ▶ Grabbed a pair of rebounds in seven minutes vs. Utah (2-8-11).
- ▶ Had six points (2-2 FG, 1-1 3FG), two rebounds and two assists in eight minutes vs. Wyoming (1-29-11).
- ▶ In 17 minutes vs. Occidental (12-31-10), he finished with four points, three assists and one steal.
- ▶ Started his first career game in place of an ill Kawhi Leonard vs. Cal Poly (12-13-10). In a career-high 23 minutes, he finished with two assists, a personal-best two steals and one rebound.
- ▶ Knocked down a career-high four free throws and added three assists vs. San Diego (12-11-10).
- ▶ Career numbers of nine points and a game-high six assists in 20 minutes vs. San Diego Christian (11-26-10).
- ▶ Finished with three points, one rebound and one assist in eight minutes, his first stats of his career, vs. IUPUI (11-21-10).
- ▶ In the exhibition vs. Point Loma Nazarene, he finished with a game-high six assists and grabbed five rebounds in 19 minutes off the bench.

### 2010-11 Game-By-Game Statistics

Opponent	GS	FG	3FG	FT	O-D-R	PF	TP	A	TO	B	S	MP
at Long Beach St.	0-0	0-0	0-0	0-0-0	0	0	0	0	0	0	0	2
at Gonzaga	0-0	0-0	0-0	0-0-0	1	0	0	0	0	0	0	0+
vs. Green Bay	0-0	0-0	0-0	0-0-0	0	0	0	1	0	0	0	1
vs. IUPUI	1-1	0-0	1-1	0-1-1	0	3	1	1	0	0	0	8
at Miami (Ohio)	0-0	0-0	0-0	0-0-0	0	0	1	0	0	0	0	4
San Diego Christian	3-6	1-1	2-2	1-1-2	1	9	6	3	0	0	0	20
Saint Mary's	2-2	0-0	2-2	0-3-3	1	6	2	1	0	0	0	10
Wichita St.	0-1	0-1	0-0	0-1-1	1	0	0	1	0	0	0	6
at California	0-2	0-1	2-2	0-0-0	1	2	0	0	0	0	0	6
San Diego	0-2	0-1	4-6	0-1-1	1	4	3	0	0	0	0	12
Cal Poly	*	0-3	0-2	0-0	0-1-1	4	0	2	5	0	2	23
UC Santa Barbara	0-1	0-0	0-0	0-1-1	0	0	2	1	0	0	0	6
vs. San Francisco	0-0	0-0	0-0	0-0-0	0	0	0	1	0	0	0	2
vs. IUPUI	Did Not Play - CD											
Occidental	2-4	0-2	0-0	0-1-1	0	4	3	1	0	1	1	17
at TCU*	Did Not Play - CD											
at Utah*	Did Not Play - CD											
UNLV*	Did Not Play - CD											
at New Mexico*	Did Not Play - CD											
Air Force*	Did Not Play - CD											
at Brigham Young*	Did Not Play - CD											
Wyoming*	2-2	1-1	1-2	0-2-2	1	6	2	1	0	0	0	8
at Colorado St.*	Did Not Play - CD											
TCU*	Did Not Play - CD											
Utah*	0-2	0-1	0-0	0-2-2	1	0	0	0	0	0	0	7
at UNLV*	Did Not Play - CD											
New Mexico*	Did Not Play - CD											
at Air Force*	Did Not Play - CD											
Brigham Young*	Did Not Play - CD											
at Wyoming*	1-1	0-0	0-0	0-0-0	0	2	1	1	0	0	0	3
Colorado St.*	Did Not Play - CD											
vs. Utah	Did Not Play - CD											
at UNLV	Did Not Play - CD											
vs. Brigham Young	Did Not Play - CD											
vs. Northern Colorado	Did Not Play - CD											
vs. Temple	Did Not Play - CD											

### ▶ Franklin Career Statistics

Year	G-GS	Min.-Avg.	FG-FGA	Pct.	3P-3PA	Pct.	FT-FTA	Pct.	OR	DR	Reb	Avg.	PF-D	AT	TO	BS	ST	Pts	Avg.
10-11	17-1	135-7.9	11-27	.407	2-10	.200	12-15	.800	1	14	15	0.9	12-0	23	17	0	3	36	2.1

### Season/Career Highs

**Points**  
 Season 22 vs. New Mexico (2-16-11)  
 Career 28 vs. Utah (2-20-10)

**Rebounds**  
 Season 16 vs. UNLV (1-12-11)  
 Career 16 vs. UNLV (1-12-11)  
 16 vs. LBSU (11-21-07)

**Assists**  
 Season 8 vs. Utah (3-10-11)  
 Career 8 vs. Utah (3-10-11)

**Field Goals**  
 Season 8 at Air Force (2-19-11)  
 8 at TCU (1-5-11)  
 Career 10 vs. Utah (2-20-10)  
 10 at Utah (1-19-10)  
 10 vs. NAU (11-28-09)

**Field Goals Attempted**  
 Season 15 at Utah (2-8-11)  
 Career 17 at Utah (1-19-10)

**Three-Point Field Goals**  
 Season 1 vs. Utah (2-8-11)  
 1 at Utah (1-8-11)  
 Career 1 - four times

**Three-Point FG Attempted**  
 Season 2 vs. Utah (2-8-11)  
 2 vs. UNLV (1-12-11)  
 2 at Utah (1-8-11)  
 Career 2 - three times

**Free Throws**  
 Season 10 vs. New Mexico (2-16-11)  
 Career 10 vs. New Mexico (2-16-11)

**Free Throws Attempted**  
 Season 12 vs. New Mexico (2-16-11)  
 Career 14 vs. Utah (2-20-10)

**Steals**  
 Season 2 at UNLV (3-11-11)  
 2 at Colorado St. (2-2-11)  
 2 at TCU (1-5-11)  
 2 vs. Occidental (12-31-10)  
 Career 4 vs. UNLV (2-13-10)

**Blocked Shots**  
 Season 6 vs. Wyoming (1-29-11)  
 6 vs. Saint Mary's (12-1-10)  
 Career 6 vs. Wyoming (1-29-11)  
 6 vs. Saint Mary's (12-1-10)  
 6 vs. UC Riverside (12-29-09)  
 6 vs. San Diego (2-4-08)

**Minutes Played**  
 Season 38 at Air Force (2-19-11)  
 Career 42 vs. Portland (3-7-08)



# 4 • Malcolm Thomas

**Forward • 6-9 • 220 • Senior - 1L**  
**San Diego, Calif. (San Diego City College)**

**All-MWC 2nd Team, All-MWC Defensive Team**

### Streaks and Trends

- ▶ Nine double-doubles this season and 19 in his career.
- ▶ 17 assists last four games (4.3 apg).
- ▶ Scored 20 or more points in back-to-back games (vs. New Mexico, at Air Force) for the first time in his career.
- ▶ Is 46-for-87 from the field (.529) in his last 11 games.
- ▶ Has 65 blocked shots in his last 29 games (2.2 bpg).
- ▶ Is 88 for his last 129 from the free-throw line (.682) after starting 13 for 28 (.464).
- ▶ Nine-plus rebounds in 12 of his last 22 games (196; 8.9 rpg).
- ▶ Started 66 straight games, second-longest active streak on the team (Gay - 69).

### Season Highlights

- ▶ MWC Player of the Week (Jan. 10, Dec. 20, Dec. 6).
- ▶ Led team in assists for second straight game (5) at UNLV (3-11-11) in the MWC semis. Added 13 points, eight rebounds.
- ▶ Nearly had a triple-double vs. Utah (3-10-11) in the quarter-finals of the MWC Championship with 13 points, 10 rebounds and career-high eight rebounds.
- ▶ Was 6-for-9 from the field and 3-for-3 from the line en route to 15 points and 11 rebounds at Wyoming (3-1-11).
- ▶ Grabbed 11 rebounds vs. No. 7 BYU (2-26-11).
- ▶ Scored a game-high 20 points, 13 of which were in the second half, and had 13 rebounds at Air Force (2-19-11).
- ▶ Scored a season-high 22 points and made a career-high 10 free throws, and added four blocks vs. New Mexico (2-16-11).
- ▶ Snapped a five-game double-double drought with 11 points and a game-high 14 rebounds vs. TCU (2-5-11).
- ▶ Blocked a career-high six shots and grabbed six rebounds vs. Wyoming (1-29-11).
- ▶ Finished with a career-high-matching 16 rebounds and added 14 points in the win vs. UNLV (1-12-11).
- ▶ Had season-high 11 defensive rebounds and finished with a game-high 14, while scoring 17 points at Utah (1-8-11).
- ▶ Had 18 points and 10 rebounds at TCU (1-5-11). Also had two assists, two blocks and two steals.
- ▶ Went for 18 points and 10 rebounds vs. UC Santa Barbara (12-18-10).
- ▶ Had 18 points and a season-high 15 rebounds vs. Cal Poly (12-13-10). Also added a game-high five blocked shots.
- ▶ Became the third player in the nation this season to post a 15-point, 15 rebound, 5-blocked shot game when he finished with 18 points, 15 rebounds and five blocks vs. Cal Poly (12-13-10).
- ▶ Scored 20 points on 6-of-8 shooting and eight free throws vs. San Diego (12-11-10).
- ▶ Blocked a career-high-tying six shots, while adding 12 points vs. Saint Mary's (12-1-10).
- ▶ Recorded 16 points and six rebounds at Miami (Ohio) (11-22-10) en route to being named to the all-tournament team at the Oxford Subregional of the O'Reilly Auto Parts CBE Classic.
- ▶ Grabbed 10 rebounds and dished out a team-high six assists at Long Beach State (11-13-10).

### Career Highlights

- ▶ Has 31 career double-digit rebounding games.
- ▶ Led the team in assists 18 times in his Aztec career, which ranks second on the team behind D.J. Gay.

### SDSU Career Rankings

▶ 2nd in blocks, 6th in consecutive games started, 9th in rebounding average, 8th in field-goal percentage, 13th in rebounds, 15th in games started

### 2010-11 Game-By-Game Statistics

Opponent	GS	FG	3FG	FT	O-D-R	PF	TP	A	TO	B	S	MP
at Long Beach St.	* 4-10	0-1	1-2	3-7-10	3	9	6	3	1	0	0	31
at Gonzaga	* 0-3	0-0	0-1	0-1-1	5	0	1	2	0	1	1	19
vs. Green Bay	* 4-6	0-0	4-10	4-4-8	2	12	3	5	2	0	0	32
vs. IUPUI	* 2-5	0-0	0-0	1-2-3	4	4	0	1	1	0	0	26
at Miami (Ohio)	* 6-10	0-0	4-4	2-4-6	3	16	0	4	1	0	0	25
San Diego Christian	* 4-5	0-0	1-2	2-6-8	1	9	3	2	1	1	1	18
Saint Mary's	* 5-8	0-0	2-5	2-4-6	2	12	1	3	6	1	0	28
Wichita St.	* 5-7	0-0	2-5	2-3-5	3	12	1	1	4	1	0	29
at California	* 2-6	0-0	4-6	2-4-6	4	8	4	1	1	1	0	32
San Diego	* 6-8	0-0	8-9	1-6-6	1	20	0	1	2	1	0	29
Cal Poly	* 7-9	0-0	4-6	6-9-15	1	18	3	1	5	1	0	36
UC Santa Barbara	* 7-8	0-0	4-5	5-5-10	2	18	4	3	2	0	0	27
vs. San Francisco	* 3-6	0-0	4-5	3-1-4	3	10	1	2	3	0	0	32
vs. IUPUI	* 5-8	0-1	2-4	4-5-9	2	12	1	2	1	0	0	29
Occidental	* 4-8	0-0	6-6	4-5-9	1	14	3	3	0	2	0	26
at TCU*	* 8-10	0-1	2-2	3-7-10	2	18	2	1	2	2	31	31
at Utah*	* 6-15	1-2	4-7	3-11-14	1	17	2	4	2	1	34	34
UNLV*	* 5-8	0-2	4-7	4-12-16	2	14	2	2	2	0	33	33
at New Mexico*	* 2-7	0-1	2-2	2-5-7	4	6	3	3	4	0	26	26
Air Force*	* 3-7	0-0	2-6	4-5-9	1	8	3	3	2	0	31	31
at Brigham Young*	* 4-11	0-0	2-2	2-4-6	4	10	1	2	2	0	36	36
Wyoming*	* 1-3	0-0	0-0	1-5-6	0	2	3	0	6	1	23	23
at Colorado St.*	* 3-8	0-1	0-0	2-4-6	2	6	0	5	1	2	30	30
TCU*	* 4-9	0-0	3-6	6-8-14	4	11	1	3	1	0	35	35
Utah*	* 3-5	1-2	1-2	2-8-10	2	8	5	1	3	0	28	28
at UNLV*	* 3-5	0-0	3-4	2-5-7	4	9	2	2	1	0	34	34
New Mexico*	* 6-12	0-0	10-12	1-5-6	1	22	1	2	4	0	37	37
at Air Force*	* 8-13	0-0	4-8	8-5-13	2	20	0	2	3	0	38	38
Brigham Young*	* 3-10	0-1	3-5	7-4-11	1	9	1	3	1	0	31	31
at Wyoming*	* 6-9	0-0	3-3	2-9-11	2	15	2	1	2	0	29	29
Colorado St.*	* 2-2	0-0	4-4	2-1-3	2	8	2	1	1	0	26	26
vs. Utah	* 6-10	0-0	1-4	4-6-10	2	13	8	2	1	0	34	34
at UNLV	* 3-5	0-0	7-10	2-6-8	3	13	5	3	0	2	34	34
vs. Brigham Young	* 4-10	0-0	1-3	2-5-7	2	9	3	0	2	1	33	33
vs. Northern Colorado	* 2-6	0-0	0-1	2-2-4	1	4	1	0	1	0	26	26
vs. Temple												

### ▶ Thomas Career Statistics

Year	G-GS	Min.-Avg.	FG-FGA	Pct.	3P-3PA	Pct.	FT-FTA	Pct.	OR	DR	Reb	Avg.	PF-D	AT	TO	BS	ST	Pts	Avg.
07-08*	32-28	967-30.2	148-288	.514	0-0	.000	105-183	.574	99	182	281	8.8	79-2	50	90	64	20	401	12.5
09-10	34-33	1063-31.3	140-258	.543	2-5	.400	88-167	.527	90	170	260	7.6	73-1	77	66	52	29	370	10.9
10-11	35-35	1048-29.9	146-272	.537	2-12	.167	102-157	.650	102	182	284	8.1	79-1	78	74	71	17	396	11.3
<b>Totals</b>	<b>101-96</b>	<b>3078-30.5</b>	<b>434-818</b>	<b>.531</b>	<b>4-17</b>	<b>.235</b>	<b>295-507</b>	<b>.582</b>	<b>291</b>	<b>534</b>	<b>825</b>	<b>8.2</b>	<b>231-4</b>	<b>205</b>	<b>230</b>	<b>187</b>	<b>66</b>	<b>1167</b>	<b>11.6</b>

\* at Pepperdine

### Season/Career Highs

#### Points

Season 15 at Wyoming (3-1-11)  
 Career 15 at Wyoming (3-1-11)

#### Rebounds

Season 10 vs. Wyoming (1-29-11)  
 Career 10 vs. Wyoming (1-29-11)

#### Assists

Season 2 at Gonzaga (11-16-10)  
 Career 4 at BYU (2-24-10)

#### Field Goals

Season 6 at Wyoming (3-1-11)  
 Career 6 at Wyoming (3-1-11)  
 6 vs. Pomona-Pitzer (12-31-09)

#### Field Goals Attempted

Season 9 at Wyoming (3-1-11)  
 9 vs. Utah (2-8-11)  
 Career 12 vs. Pomona-Pitzer (12-31-09)

#### Three-Point Field Goals

Season 1 vs. Wyoming (1-29-11)  
 1 vs. UCSB (12-18-10)  
 1 vs. Saint Mary's (12-1-10)  
 Career 1 vs. Wyoming (1-29-11)  
 1 vs. UCSB (12-18-10)  
 1 vs. Saint Mary's (12-1-10)  
 1 at New Mexico (2-6-10)

#### Three-Point FG Attempted

Season 2 at Gonzaga (11-16-10)  
 Career 2 at Gonzaga (11-16-10)

#### Free Throws

Season 3 vs. Utah (3-10-11)  
 3 at Wyoming (3-1-11)  
 3 vs. Wyoming (1-29-11)  
 3 vs. Wichita State (12-4-10)  
 Career 4 vs. New Mexico (1-5-10)  
 4 vs. CS Fullerton (12-9-0-9)  
 4 vs. Maryland (11-28-06)

#### Free Throws Attempted

Season 4 vs. Utah (3-10-11)  
 4 at Wyoming (3-1-11)  
 4 vs. Wyoming (1-29-11)  
 4 vs. Wichita State (12-4-10)  
 Career 7 vs. CS Fullerton (12-9-0-9)

#### Steals

Season 1 - six times  
 Career 2 vs. UCSD (11-14-09)

#### Blocked Shots

Season 3 vs. Wyoming (1-29-11)  
 Career 3 - three times

#### Minutes Played

Season 23 vs. Occidental (12-31-10)  
 Career 27 vs. UCSD (11-14-09)



# 5 • Brian Carlwell

**Center • 6-11 • 300 • Senior - 1L**  
**Maywood, Ill. (Proviso East (Ill.) High/Illinois)**

### Streaks and Trends

- ▶ Is 47 for his last 88 (.534) from the field and 10 for his last 20 (.500) over the course of his last seven outings.
- ▶ Has made nine of his last 12 free-throw attempts.
- ▶ Has 19 turnover-free games and only 23 miscues in 35 games this year.
- ▶ Has scored in 28 of his last 33 games in which he has attempted a field goal.
- ▶ Has three or more rebounds in seven of his last 11 games (40 total; 3.6 rpg).
- ▶ Played in 69 consecutive games at San Diego State, tied with Malcolm Thomas for the second longest streak on the team (Gay - 138).

### Season Highlights

- ▶ Grabbed four rebounds in 10 minutes off the bench vs. Northern Colorado (3-17-11) in the second round of the NCAA Tournament.
- ▶ Made a season-high three free throws in the quarterfinal round of the MWC Championship vs. Utah (3-10-11)
- ▶ Finished with four points, four rebounds and two blocked shots on Senior Night vs. Colorado State (3-5-11).
- ▶ In 17 minutes off the bench at Wyoming (3-1-11), he scored a career-high 15 points on a personal-best six field goals and a season-high three free throws. Also blocked a game-high two shots.
- ▶ Knocked down both of his field-goal attempts and finished with four points and two rebounds vs. No. 7 Brigham Young (2-26-11).
- ▶ Grabbed a season-high five offensive boards (6 total) and blocked two shots vs. New Mexico (2-16-11).
- ▶ Posted his second double-figure scoring game of the season with 10 points, while adding three rebounds and two blocks vs. Utah (2-8-11).
- ▶ Grabbed a career-high 10 rebounds, scored eight points, blocked a personal-best three shots and tied his season high with one steal vs. Wyoming (1-29-11).
- ▶ In 13 minutes vs. Air Force (1-19-10), he had six points and five rebounds, including a season-high three offensive boards.
- ▶ In only nine minutes off the bench at TCU (1-5-11), he scored eight points (4-6 FG) and grabbed six rebounds for the second consecutive game.
- ▶ Started his first game of the season vs. Occidental (12-31-10) in place of an injured Billy White. Played a season-high 23 minutes, scored seven points and grabbed six rebounds.
- ▶ Finished with eight points and three rebounds vs. San Diego (12-11-10).
- ▶ Contributed eight points and two rebounds at No. 11/12 Gonzaga (11-16-10).

### Career Highlights

- ▶ Has six career double-figure scoring efforts in his Aztec career.

### SDSU Career Rankings

- ▶ 20th in blocked shots

### 2010-11 Game-By-Game Statistics

Opponent	GS	FG	3FG	FT	O-D-R	PF	TP	A	TO	B	S	MP
at Long Beach St.	0-0	0-0	0-0	0-1-1	0	0	0	0	0	0	0	2
at Gonzaga	3-7	0-2	2-3	0-2-2	2	8	2	0	0	1	14	
vs. Green Bay	2-3	0-0	1-2	2-1-3	1	5	0	0	1	0	8	
vs. IUPUI	0-0	0-0	0-0	0-2-2	1	0	0	0	0	0	14	
at Miami (Ohio)	2-2	0-0	0-0	0-2-2	1	4	0	1	1	0	16	
San Diego Christian	3-4	0-0	0-0	0-1-1	0	6	0	1	2	0	17	
Saint Mary's	2-2	1-1	0-0	1-1-2	0	5	0	1	2	0	12	
Wichita St.	0-1	0-0	3-4	0-2-2	1	3	0	0	0	0	12	
at California	0-3	0-1	0-0	1-1-2	1	0	0	1	1	0	8	
San Diego	3-5	0-0	2-2	2-1-3	1	8	0	1	0	0	11	
Cal Poly	0-1	0-0	1-2	0-0-0	0	1	0	0	0	0	4	
UC Santa Barbara	4-6	1-1	2-2	2-1-3	2	11	0	1	2	1	12	
vs. San Francisco	0-0	0-0	0-0	0-0-0	1	0	0	0	0	0	8	
vs. IUPUI	1-1	0-0	0-0	0-0-0	0	2	0	1	0	1	13	
Occidental	3-6	0-0	1-5	3-3-6	1	7	1	3	0	0	23	
at TCU*	4-6	0-0	0-0	3-3-6	1	8	0	0	0	0	9	
at Utah*	0-0	0-0	0-0	0-1-1	3	0	0	0	0	0	6	
UNLV*	1-2	0-0	0-0	1-1-2	1	2	1	0	1	0	7	
at New Mexico*	1-1	0-0	0-0	0-1-1	2	2	0	0	0	0	10	
Air Force*	3-5	0-1	0-0	3-2-5	1	6	0	1	0	0	13	
at Brigham Young*	0-0	0-0	0-0	0-0-0	0	0	0	0	1	0	4	
Wyoming*	2-5	1-1	3-4	4-6-10	5	8	1	1	3	1	16	
at Colorado St.*	0-1	0-1	0-0	0-1-1	2	0	0	0	0	1	11	
TCU*	0-3	0-1	0-0	1-1-2	0	0	0	0	0	0	9	
Utah*	5-9	0-0	2-2	1-2-3	3	10	0	0	2	0	22	
at UNLV*	1-2	0-0	2-2	2-3-5	3	4	0	3	1	0	16	
New Mexico*	1-3	0-0	1-3	5-1-6	4	3	0	1	2	1	14	
at Air Force*	1-2	0-0	1-2	2-1-3	2	3	0	2	0	0	12	
Brigham Young*	2-2	0-0	0-0	1-1-2	0	4	0	0	0	0	10	
vs. Wyoming*	6-9	0-0	3-4	4-4-8	1	15	1	1	2	0	17	
Colorado St.*	1-1	0-0	2-2	2-2-4	0	4	0	1	2	0	15	
vs. Utah	0-2	0-0	3-4	1-0-1	0	3	0	3	0	0	12	
at UNLV	0-1	0-0	0-0	0-2-2	2	0	1	0	0	0	9	
vs. Brigham Young	1-3	0-0	1-2	1-1-2	0	3	0	0	0	0	11	
vs. Northern Colorado	0-2	0-0	0-0	1-3-4	1	0	0	0	1	0	10	
vs. Temple												

### ▶ Carlwell Career Statistics

\* at Illinois

Year	G-GS	Min.-Avg.	FG-FGA	Pct.	3P-3PA	Pct.	FT-FTA	Pct.	OR	DR	Reb	Avg.	PF-D	AT	TO	BS	ST	Pts.	Avg.
06-07*	26-0	183-7.0	14-31	.452	0-0	.000	16-31	.516	19	17	36	1.4	24-0	3	10	10	8	44	1.7
07-08*	3-0	5-1.7	0-0	.000	0-0	.000	0-0	.000	0	0	0	0.0	0-0	0	0	0	0	0	0.0
09-10	34-3	490-14.4	64-104	.615	1-2	.500	31-56	.554	38	57	95	2.8	66-1	15	32	17	8	160	4.7
10-11	35-1	407-11.6	52-100	.520	3-9	.333	28-45	.622	43	54	97	2.8	43-1	7	23	24	6	135	3.9
<b>Totals</b>	<b>98-4</b>	<b>1085-11.1</b>	<b>130-235</b>	<b>.553</b>	<b>4-11</b>	<b>.364</b>	<b>75-132</b>	<b>.568</b>	<b>100</b>	<b>128</b>	<b>228</b>	<b>2.3</b>	<b>133-2</b>	<b>25</b>	<b>65</b>	<b>51</b>	<b>22</b>	<b>339</b>	<b>3.5</b>

**Season/Career Highs**

**Points**

Season 8 vs. Green Bay (11-20-10)  
 Career 17 vs. Saint Mary's (12-13-08)  
 17 at N. Colo. (12-3-08)

**Rebounds**

Season 5 vs. UCSB (12-18-10)  
 Career 12 vs. UNLV (3-7-09)

**Assists**

Season 2 vs. Air Force (1-19-11)  
 2 at New Mexico (1-15-11)  
 2 at Utah (1-8-11)  
 Career 4 at Wyoming (1-9-10)  
 4 vs. CSUN (12-22-08)  
 4 at Fresno State (11-11-07)

**Field Goals**

Season 3 vs. IUPUI (12-22-10)  
 3 vs. Green Bay (11-20-10)  
 Career 7 vs. Colorado St. (3-4-09)  
 7 vs. Saint Mary's (12-13-08)

**Field Goals Attempted**

Season 6 at Miami (Ohio) (11-22-10)  
 Career 11 vs. Saint Mary's (12-13-08)

**Three-Point Field Goals**

Season 1 vs. Wyoming (1-29-11)  
 1 at BYU (1-26-11)  
 1 at Miami (Ohio) (11-22-10)  
 Career 2 at Wyoming (1-9-10)  
 2 at N. Colo. (12-3-08)

**Three-Point FG Attempted**

Season 4 at LBSU (11-13-10)  
 Career 4 at LBSU (11-13-10)

**Free Throws**

Season 2 vs. Wichita State (12-4-10)  
 2 vs. Green Bay (11-20-10)  
 Career 4 vs. W. Carolina (11-28-08)  
 4 vs. Portland (11-10-07)

**Free Throws Attempted**

Season 3 vs. Wichita State (12-4-10)  
 Career 7 vs. New Mexico (1-5-10)  
 7 vs. W. Carolina (11-28-08)

**Steals**

Season 2 at Miami (Ohio) (11-22-10)  
 Career 3 vs. Seattle (11-28-08)

**Blocked Shots**

Season 1 vs. IUPUI (12-22-10)  
 Career 3 at Air Force (1-3-09)

**Minutes Played**

Season 20 at Utah (1-8-11)  
 20 at Miami (Ohio) (11-22-10)  
 Career 35 at Air Force (1-3-09)



# 10 • Tim Shelton

**Forward • 6-7 • 245 • Junior - 2L  
 Fresno, Calif. (Clovis West High)**

**Streaks and Trends**

- ▶ Last 16 games played (134 minutes): 26 points, 21 rebounds, six assists, one turnover.
- ▶ Has not turned the ball over more than once in any game this season.
- ▶ Has nine straight turnover-free games.
- ▶ Made three of his last four three-point field goals after starting the season 1-for-13 from behind the arc.

**Season Highlights**

- ▶ Knocked down his third straight three-point field-goal attempt vs. No. 8/8 BYU (3-12-11) in the MWC championship game. Finished with three points and one rebound in five minutes.
- ▶ Had two points and two rebounds in four minutes vs. Utah (3-10-11) in the quarterfinals of the MWC Championship.
- ▶ Missed the Wyoming in Laramie due to illness, but returned in the next game vs. Colorado State (3-5-11) and had two points and one rebound.
- ▶ Posted three points and three rebounds in just six minutes at No. 9 Brigham Young (1-26-11).
- ▶ Tied his season high with two assists vs. Air Force (1-19-11).
- ▶ Produced four points (2-3 FG), three rebounds, a season-high two assists and zero turnovers in 19 minutes at New Mexico (1-15-11).
- ▶ Played a season-high-tying 20 minutes and contributed two points, two rebounds, a season-high two assists and a steal at Utah (1-8-11). Also drew four offensive fouls on the Utes.

- ▶ Went 3-for-3 from the field en route to six points and grabbed three rebounds in 16 minutes off the bench vs. IUPUI (12-22-10).
- ▶ Gathered a season-high five rebounds in just eight minutes vs. UC Santa Barbara (12-18-10).
- ▶ Grabbed four rebounds at California (12-8-10).
- ▶ Had best game of season vs. Green Bay (11-20-10) with a season-best eight points, three rebounds and one assist in 15 minutes.

**Career Highlights**

- ▶ Has led the team in scoring three times, rebounding 10 times and assists three times.
- ▶ Has 12 career double-figure scoring games and three games with 10 or more rebounds.
- ▶ Knee soreness and surgery limited him to nine games a year ago (2009-10).
- ▶ Has started 18 career games, including his final two of 2009-10 (at Wyoming, at UNLV).

**2010-11 Game-By-Game Statistics**

Opponent	GS	FG	3FG	FT	O-D-R	PF	TP	A	TO	B	S	MP
at Long Beach St.	0-5	0-4	0-0	0-2-1	1	0	1	1	0	1	13	
at Gonzaga	1-2	0-0	0-0	1-0-1	4	2	0	1	0	0	11	
vs. Green Bay	3-4	0-0	2-2	1-2-3	2	8	1	1	0	0	15	
vs. IUPUI	Did Not Play - CD											
at Miami (Ohio)	1-6	1-3	0-0	0-2-2	0	3	1	0	0	2	20	
San Diego Christian	Did Not Play - CD											
Saint Mary's	0-5	0-1	0-0	1-2-3	1	0	0	1	0	0	18	
Wichita St.	0-0	0-0	2-3	0-0-0	1	2	0	0	0	0	7	
at California	1-2	0-1	0-0	1-3-4	1	2	1	0	0	0	12	
San Diego	0-1	0-0	0-0	0-0-0	0	0	0	0	0	0	4	
Cal Poly	0-1	0-1	0-0	0-3-3	2	0	1	1	0	0	11	
UC Santa Barbara	1-3	0-0	0-0	1-4-5	3	2	1	0	0	0	8	
vs. San Francisco	0-0	0-0	0-0	0-0-0	1	0	0	1	0	0	9	
vs. IUPUI	3-3	0-0	0-0	2-1-3	1	6	0	1	1	0	16	
Occidental	Did Not Play - CD											
at TCU*	0-0	0-0	0-0	0-0-0	1	0	0	0	0	0	9	
at Utah*	1-2	0-0	0-1	1-1-2	2	2	2	0	0	1	20	
UNLV*	2-5	0-2	0-0	0-0-0	0	4	0	0	0	0	12	
at New Mexico*	2-3	0-1	0-1	0-3-3	2	4	2	0	0	0	19	
Air Force*	0-0	0-0	1-2	2-0-2	1	1	2	0	0	1	8	
at Brigham Young*	1-3	1-1	0-0	0-3-3	0	3	0	0	0	0	6	
Wyoming*	1-1	1-1	0-0	1-0-1	0	3	0	0	0	0	7	
at Colorado St.*	0-0	0-0	0-0	0-2-2	4	0	0	1	0	1	6	
TCU*	0-0	0-0	0-0	0-0-0	0	0	0	0	0	0	1	
Utah*	Did Not Play - Injured											
at UNLV*	Did Not Play - Injured											
New Mexico*	0-0	0-0	0-0	0-0-0	0	0	0	0	0	0	4	
at Air Force*	0-0	0-0	0-0	0-0-0	2	0	0	0	0	0	4	
Brigham Young*	0-2	0-0	0-0	0-2-2	0	0	0	0	0	0	10	
at Wyoming*	Did Not Play - Illness											
Colorado St.*	1-2	0-0	0-0	1-0-1	3	2	0	0	0	0	12	
vs. Utah	1-1	0-0	0-2	0-2-2	0	2	0	0	0	0	4	
at UNLV	1-2	0-0	0-0	0-0-0	1	2	0	0	0	0	6	
vs. Brigham Young	1-1	1-1	0-0	0-1-1	0	3	0	0	0	0	5	
vs. Northern Colorado	0-2	0-1	0-0	1-1-2	0	0	0	0	0	0	10	
vs. Temple												

**▶ Shelton Career Statistics**

Year	G-GS	Min.-Avg.	FG-FGA	Pct.	3P-3PA	Pct.	FT-FTA	Pct.	OR	DR	Reb	Avg.	PF-D	AT	TO	BS	ST	Pts	Avg.
07-08	4-3	113-28.3	16-29	.552	1-3	.333	7-9	.778	7	12	19	4.8	9-0	6	6	2	5	40	10.0
08-09	34-13	780-22.9	105-209	.502	8-25	.320	49-87	.563	73	88	161	4.7	75-3	43	32	11	21	267	7.9
09-10	9-2	116-12.9	9-26	.346	4-9	.444	8-18	.444	10	8	18	2.0	16-1	13	8	1	1	30	3.3
10-11	29-0	287-9.9	21-56	.375	4-17	.235	5-11	.455	13	34	47	1.6	33-0	12	8	1	6	51	1.8
<b>Totals</b>	<b>76-18</b>	<b>1296-17.1</b>	<b>151-320</b>	<b>.472</b>	<b>17-54</b>	<b>.315</b>	<b>69-125</b>	<b>.552</b>	<b>103</b>	<b>142</b>	<b>245</b>	<b>3.2</b>	<b>133-4</b>	<b>74</b>	<b>54</b>	<b>15</b>	<b>33</b>	<b>388</b>	<b>5.1</b>

**Season/Career Highs**

**Points**  
 Season 15 at Colorado St. (2-2-11)  
 15 vs. Occidental (12-31-10)  
 15 at California (12-8-10)  
 15 at Miami (Ohio) (11-22-10)  
 Career 25 vs. LMU (1-29-09)  
 25 vs. HBU (1-25-09)

**Rebounds**  
 Season 4 at Utah (1-8-11)  
 4 at Gonzaga (11-16-10)  
 4 at LBSU (11-13-10)  
 Career 5 vs. Portland (2-28-09)

**Assists**  
 Season 3 vs. BYU (2-26-11)  
 3 vs. Wyoming (1-29-11)  
 3 vs. SD Christian (11-26-10)  
 Career 5 vs. HBU (1-25-09)  
 5 vs. San Francisco (1-23-09)

**Field Goals**  
 Season 6 vs. Cal Poly (12-13-10)  
 Career 8 vs. Gonzaga (3-8-09)  
 8 vs. LMU (1-29-09)

**Field Goals Attempted**  
 Season 13 vs. Cal Poly (12-13-10)  
 Career 15 vs. Gonzaga (3-8-09)  
 15 vs. Gonzaga (2-26-09)

**Three-Point Field Goals**  
 Season 5 vs. Occidental (12-31-10)  
 Career 5 vs. Occidental (12-31-10)  
 5 vs. LMU (1-29-09)  
 5 vs. HBU (1-25-09)

**Three-Point FG Attempted**  
 Season 8 vs. Wyoming (1-29-11)  
 8 vs. Occidental (12-31-10)  
 Career 9 vs. HBU (1-25-09)


**Free Throws**  
 Season 5 vs. Saint Mary's (12-1-10)  
 Career 8 vs. HBU (1-25-09)  
 8 vs. UTEP (12-30-08)

**Free Throws Attempted**  
 Season 6 vs. Saint Mary's (12-1-10)  
 Career 8 - four times

**Steals**  
 Season 3 at Miami (Ohio) (11-22-10)  
 Career 3 at Miami (Ohio) (11-22-10)

**Blocked Shots**  
 Season 1 at TCU (1-5-11)  
 Career 1 at TCU (1-5-11)

**Minutes Played**  
 Season 37 vs. Cal Poly (12-13-10)  
 Career 43 vs. Portland (2-28-09)



# 11 • James Rahon

**Guard • 6-5 • 205 • Sophomore - TR**  
**San Diego, Calif. (Torrey Pines High/Santa Clara)**

**Streaks and Trends**

- ▶ Has scored in double figures 29 times in his career and 11 times in a SDSU uniform.
- ▶ Had his streak of at least one three-point field goal in a career-best 16 straight games stopped vs. Colorado State (3-5-11). His previous career-long streak was 13 games set during the 2008-09 campaign at Santa Clara.
- ▶ In his last 15 games, he has hit 21 of his last 49 three-point field goals (.429).
- ▶ Knocked down multiple three-point field goals in 33 career games and 14 times as an Aztec.
- ▶ Has one turnover or less in 34 games this season.

**Season Highlights**

- ▶ Broke a five-game double-figure scoring drought with 12 points (2-3 3FG) vs. Northern Colorado (3-17-11) in the second round of the NCAA Tournament.
- ▶ Knocked down two of three three-point field goals and finished with 10 points and a season-high three assists vs. No. 7 Brigham Young (2-26-11).
- ▶ Scored 12 points (2-4 3FG) and had three rebounds in a starting role at UNLV (2-12-11).
- ▶ Started his third game as an Aztec vs. Utah (2-8-11) and scored eight points.
- ▶ Matched his season high with 15 points on five field goals (three three-point field goals) in 22 minutes at Colorado State (2-2-11).
- ▶ Knocked down 4-of-8 three-point field goals and finished with 14 points and a season-high three assists vs. Wyoming (1-29-11).
- ▶ Started the first two games of his Aztec career vs. Cal Poly (12-13-10) and UC Santa Barbara (12-18-10).
- ▶ Hit a career-high-tying five three-point field goals and finished with a season-high-matching 15 points vs. Occidental (12-31-10).
- ▶ Knocked down three three-pointers (3-5), the third time he has hit at least that many this year, en route to nine points vs. UC Santa Barbara (12-18-10).
- ▶ Started for the first time of his Aztec career vs. Cal Poly (12-13-10) in place for an ill Chase Tapley. He finished with 14 points and three rebounds in a season-high 37 minutes.
- ▶ Scored 15 points off the bench, including 11 in the first half, in just 17 minutes of action at California (12-8-10). Connected on 3-of-4 from beyond the arc with all three coming in the first half.
- ▶ Went 5-for-6 from the field at No. 11/12 Gonzaga (11-16-10) and knocked down both three-pointers to finish with 12 points. Also grabbed four rebounds and had two assists.
- ▶ Knocked down three consecutive three-pointers in the second half at Long Beach State (11-13-10) to help SDSU pull away. He finished with 14 points off the bench (4-7 3FG) in his Aztec debut.

**Career Highlights**

- ▶ Has 110 career three-point field goals in 67 career games.

**SDSU Career Rankings**

- ▶ 2nd in three-point field-goal percentage.

**2010-11 Game-By-Game Statistics**

Opponent	GS	FG	3FG	FT	O-D-R	PF	TP	A	TO	B	S	MP
at Long Beach St.	5-8	4-7	0-0	0-4-4	2	14	0	0	0	0	0	27
at Gonzaga	5-6	2-2	0-0	2-2-4	2	12	2	1	0	1	0	29
vs. Green Bay	1-2	0-1	0-0	0-0-1	3	2	0	0	0	0	0	21
vs. IUPUI	2-6	1-4	0-0	0-0-0	5	5	1	1	0	0	0	20
at Miami (Ohio)	5-7	2-3	3-4	0-2-2	2	15	2	1	0	3	26	
San Diego Christian	3-7	2-2	0-1	2-1-3	1	8	3	0	0	0	0	23
Saint Mary's	2-5	0-1	5-6	1-0-1	0	9	0	1	0	1	0	20
Wichita St.	1-5	0-2	0-0	0-1-1	1	2	0	1	0	0	0	18
at California	5-6	3-4	2-4	0-0-0	3	15	0	0	0	0	0	17
San Diego	2-6	1-3	0-0	0-2-2	1	5	1	0	0	1	0	17
Cal Poly	* 6-13	0-4	2-2	1-2-3	3	14	1	0	0	1	0	37
UC Santa Barbara	* 3-6	3-5	0-0	1-0-1	0	9	1	0	0	0	0	25
vs. San Francisco	0-4	0-3	0-0	0-3-3	0	0	0	0	0	1	0	18
vs. IUPUI	0-3	0-2	0-0	0-1-1	1	0	0	0	0	0	0	15
Occidental	5-8	5-8	0-0	0-0-0	1	15	1	1	0	0	0	16
at TCU*	2-7	2-5	0-0	1-0-1	2	6	0	1	1	1	0	20
at Utah*	1-5	1-3	0-1	2-2-4	1	3	1	0	0	0	0	17
UNLV*	1-2	1-1	0-0	0-1-1	2	3	0	0	0	0	0	27
at New Mexico*	2-5	2-5	0-0	0-0-0	3	6	1	1	0	0	0	20
Air Force*	1-6	1-5	0-0	0-0-0	1	3	0	0	0	0	0	16
at Brigham Young*	3-5	1-2	0-0	1-1-2	1	7	0	1	0	0	0	19
Wyoming*	5-9	4-8	0-1	1-1-2	2	14	3	2	0	0	0	21
at Colorado St.*	5-7	3-4	2-3	0-1-1	0	15	0	1	0	1	0	22
TCU*	1-5	1-3	4-4	1-1-2	2	7	0	1	0	1	0	33
Utah*	* 2-5	1-2	3-5	0-2-2	1	8	0	1	0	0	0	29
at UNLV*	* 4-7	2-4	2-2	0-3-3	3	12	1	0	0	1	0	35
New Mexico*	* 2-5	1-2	0-2	0-2-2	1	5	2	1	0	0	0	22
at Air Force*	* 1-7	1-7	0-0	0-3-3	1	3	1	0	0	0	0	21
Brigham Young*	3-8	2-3	2-2	0-1-1	1	10	3	1	0	1	0	27
at Wyoming*	2-6	1-2	0-0	0-1-1	2	5	0	1	0	0	0	21
Colorado St.*	0-4	0-3	0-0	0-0-0	2	0	0	0	0	0	0	16
vs. Utah	1-3	1-2	0-0	0-0-0	1	3	1	0	0	1	0	23
at UNLV	2-4	1-1	0-0	0-2-2	0	5	1	1	0	1	0	12
vs. Brigham Young	1-5	0-3	0-0	1-1-2	2	2	2	0	0	0	0	16
vs. Northern Colorado	4-7	2-3	2-2	0-1-1	0	12	0	0	0	1	0	21
vs. Temple												

**Rahon Career Statistics**

\* at Santa Clara

Year	G-GS	Min.-Avg.	FG-FGA	Pct.	3P-3PA	Pct.	FT-FTA	Pct.	OR	DR	Reb	Avg.	PF-D	AT	TO	BS	ST	Pts	Avg.
08-09*	32-17	863-27.0	118-287	.411	59-145	.407	66-85	.776	14	41	55	1.7	44-0	42	43	0	16	361	11.3
10-11	35-6	767-21.9	88-204	.431	51-119	.429	27-39	.692	14	42	56	1.6	53-1	28	18	1	15	254	7.3
<b>Totals</b>	<b>67-23</b>	<b>1630-24.3</b>	<b>206-491</b>	<b>.420</b>	<b>110-264</b>	<b>.417</b>	<b>93-124</b>	<b>.750</b>	<b>28</b>	<b>83</b>	<b>111</b>	<b>1.7</b>	<b>97-1</b>	<b>70</b>	<b>61</b>	<b>1</b>	<b>31</b>	<b>615</b>	<b>9.2</b>

**Season/Career Highs**

**Points**  
 Season 23 vs. San Francisco (12-21-10)  
 23 vs. Green Bay (11-20-10)  
 Career 26 vs. Wyoming (2-10-10)

**Rebounds**  
 Season 17 vs. UNLV (1-12-11)  
 Career 21 at UNLV (3-13-10)

**Assists**  
 Season 5 vs. Wichita State (12-4-10)  
 Career 5 vs. Wichita State (12-4-10)  
 5 vs. Pomona-Pitzer (12-31-09)  
 5 vs. CS Fullerton (12-9-09)

**Field Goals**  
 Season 10 vs. San Francisco (12-21-10)  
 Career 10 vs. San Francisco (12-21-10)  
 10 vs. Wyoming (2-10-10)  
 10 at Wyoming (1-9-10)

**Field Goals Attempted**  
 Season 20 at BYU (1-26-11)  
 20 at Gonzaga (11-16-10)  
 Career 20 at BYU (1-26-11)  
 20 at Gonzaga (11-16-10)

**Three-Point Field Goals**  
 Season 4 vs. IUPUI (11-21-10)  
 Career 4 vs. IUPUI (11-21-10)

**Three-Point FG Attempted**  
 Season 5 vs. N. Colo. (3-17-11)  
 5 at BYU (1-26-11)  
 5 vs. IUPUI (11-21-10)  
 Career 5 - three times


**Free Throws**  
 Season 9 vs. Colorado St. (3-5-11)  
 9 at Air Force (2-19-11)  
 9 vs. UNLV (1-12-11)  
 9 vs. Green Bay (11-20-10)  
 Career 9 - four times

**Free Throws Attempted**  
 Season 14 vs. Green Bay (11-20-10)  
 Career 14 vs. Green Bay (11-20-10)

**Steals**  
 Season 4 vs. Wichita State (12-4-10)  
 Career 4 vs. Wichita State (12-4-10)  
 4 at Air Force (3-6-10)

**Blocked Shots**  
 Season 2 vs. Air Force (1-19-11)  
 2 at California (12-8-10)  
 Career 3 vs. Tennessee (3-18-10)

**Minutes Played**  
 Season 38 vs. New Mexico (2-16-11)  
 38 at UNLV (2-12-11)  
 Career 39 at Air Force (3-6-10)



# 15 • Kawhi Leonard

**Forward • 6-7 • 225 • Sophomore - 1L**  
**Riverside, Calif. (King High)**

**All-MWC 1st Team, All-MWC Tournament Team, All-MWC Defensive Team, NABC All-District, USBWA All-District**

**Streaks and Trends**

- ▶ Double-figure rebounding in 13 of his last 18 games.
- ▶ Has a double-double in 13 of his last 18 outings.
- ▶ Last 13 games: 11.2 rebounds (145 total).
- ▶ Last nine games: 45-53 FT (84.9 percent).
- ▶ Connected on 24 three-pointers after making 16 all of last year.
- ▶ Made 177-of-368 two-point FGA this season (48.1 percent).
- ▶ 10 20+ scoring games this year (9 away/neutral).

**Season Highlights**

- ▶ Midseason candidate for the Naismith Award, one of 20 finalists for Wooden Award.
- ▶ Two-time MWC player of the week this season.
- ▶ Has 23 double-doubles this season.
- ▶ Second career NCAA Tournament double-double vs. Northern Colorado (3-17-11) with 21 points and 10 rebounds. Hit three of five three-pointers.
- ▶ Exploded for 20 points and eight rebounds vs. No. 8/8 BYU (3-12-11) in the MWC title game.
- ▶ Continued his dominance of UNLV in the semis of the MWC tournament (3-11-11) by going for 18 points and eight rebounds.
- ▶ Torched Utah (3-10-11) in the MWC quarterfinals for a team-best 13 points and game-high 12 rebounds.
- ▶ Scored a game-high 17 points on a career-high nine free throws and added a game-high 12 rebounds vs. CSU (3-5-11).
- ▶ Against No. 7 BYU (2-26-11), had a team-high 17 points and game-high 13 rebounds. Also had a team-high four assists.
- ▶ Game-high 15 rebounds and 18 points at Air Force (2-19-11).
- ▶ Logged his first 20-point effort at home of the season with a game-high 22 points vs. New Mexico (2-16-11).
- ▶ Posted his fifth double-double in five career games at UNLV (2-12-11) with 14 points (5-5 FT) and a game-high 10 boards.
- ▶ Posted 12 points and a game-high 15 rebounds at Colorado State (2-2-11), while adding a game-high four assists.
- ▶ Battled flu-like symptoms and had a team-high 22 points and game-high 15 rebounds at No. 9 Brigham Young (1-26-11).
- ▶ Led the team in rebounds (15), assists (4) and steals (1), while adding 19 points at New Mexico (1-15-11).
- ▶ Pulled down a season-high 17 boards, scored 14 points and had a team-best four assists vs. UNLV (1-12-11).
- ▶ Recorded 20 points and nine rebounds at Utah (1-8-11).
- ▶ Season-high 23 points and 14 rebounds vs. San Francisco (12-21-10). Also knocked down a career-high-tying 10 field goals.
- ▶ Posted his seventh career 20-point effort of his career at Cal (12-8-10) with 20 points. Also blocked a season-high two shots.
- ▶ Snapped a two-game double-double drought with 16 points and 12 rebounds vs. Wichita State (12-4-10).
- ▶ Finished with 12 points, a game-high 13 rebounds and led all players with four assists at Miami (Ohio) (11-22-10) en route to being named the CBE Classic Oxford Subregional MVP.
- ▶ Recorded 18 points and a game-high 12 rebounds at No. 11/12 Gonzaga (11-16-10).
- ▶ Finished with a game-high 21 points and 12 rebounds at Long Beach State (11-13-10). He nearly outrebounded the 49ers by himself in the second half (12-16) and had just as many defensive rebounds as LBSU (11).

**Career Highlights**

- ▶ Has 40 career double-doubles (second most in school history, trailing Michael Cage 61).
- ▶ Has 54 career double-figure scoring efforts and 42 career double-figure rebounding games.
- ▶ Has nine career 15-rebound efforts.
- ▶ Has led the team in scoring 26 times, rebounding 42 times and assists 15 times.
- ▶ Has scored at least 20 points 12 times in his career.

**SDSU Career Rankings**

▶ 2nd in rebound average, 7th in consecutive games started, 8th in rebounds, 16th in games started, 23rd in scoring average, 18th in blocks, 20th in steals, 27th in scoring

**2010-11 Game-By-Game Statistics**

Opponent	GS	FG	3FG	FT	O-D-R	PF	TP	A	TO	B	S	MP
at Long Beach St.	*	9-17	0-3	3-3	1-11-12	2	21	3	1	1	2	37
at Gonzaga	*	7-20	0-3	4-5	6-6-12	3	18	3	0	1	2	33
vs. Green Bay	*	7-9	0-0	9-14	1-9-10	2	23	2	2	0	1	36
vs. IUPUI	*	4-11	0-1	4-6	5-5-10	2	12	4	1	1	0	33
at Miami (Ohio)	*	4-11	0-1	4-6	8-5-13	2	12	4	1	1	0	33
San Diego Christian	*	6-12	2-4	0-0	2-4-6	0	14	0	0	0	1	23
Saint Mary's	*	3-10	0-1	0-0	2-6-8	4	6	0	0	0	3	23
Wichita St.	*	6-15	2-4	2-3	2-10-12	4	16	5	1	1	4	34
at California	*	8-14	3-6	1-4	1-2-3	3	20	1	2	2	2	29
San Diego	*	6-14	0-3	1-1	4-9-13	2	13	4	2	0	0	29
Cal Poly		Did Not Play - Injured										
UC Santa Barbara	*	4-11	0-4	5-6	1-6-7	2	13	2	0	0	0	33
vs. San Francisco	*	10-16	2-4	1-2	3-11-14	3	23	2	4	1	2	37
vs. IUPUI	*	3-10	0-4	1-1	1-3-4	2	7	3	5	0	1	35
Occidental	*	7-11	0-1	0-0	1-9-10	3	14	4	1	1	0	27
at TCU*	*	7-13	0-3	0-0	3-8-11	3	14	2	4	0	2	25
at Utah*	*	9-16	0-1	2-3	6-3-9	3	20	2	2	1	0	31
UNLV*	*	3-11	0-2	9-10	3-14-17	1	15	4	1	0	2	36
at New Mexico*	*	7-13	1-1	4-6	5-10-15	5	19	4	1	0	1	33
Air Force*	*	5-14	0-3	0-2	4-6-10	1	10	2	2	2	3	37
at Brigham Young*	*	8-20	1-5	5-8	9-6-15	2	22	2	6	1	1	36
Wyoming*	*	1-5	0-1	0-0	1-6-6	2	2	4	1	0	0	25
at Colorado St.*	*	5-14	0-2	2-2	2-13-15	3	12	4	4	0	0	36
TCU*	*	5-13	0-0	1-2	3-7-10	1	11	2	2	1	1	35
Utah*	*	5-16	0-0	2-4	5-9-14	1	12	3	1	1	3	30
at UNLV*	*	4-13	1-1	5-5	2-8-10	3	14	0	3	0	0	38
New Mexico*	*	7-19	0-0	8-10	3-6-9	5	22	3	1	1	2	38
at Air Force*	*	4-14	1-2	9-10	7-8-15	3	18	2	2	1	2	34
Brigham Young*	*	6-14	1-3	4-5	4-9-13	3	17	4	3	0	3	34
at Wyoming*	*	3-5	0-1	6-9	1-8-9	3	12	2	4	0	3	23
Colorado St.*	*	4-10	0-2	9-10	1-11-12	0	17	2	2	2	1	35
vs. Utah	*	6-13	1-2	0-0	4-8-12	1	13	2	0	0	2	25
at UNLV	*	7-13	0-1	4-4	4-4-8	4	18	1	3	2	2	33
vs. Brigham Young	*	9-16	2-3	0-0	3-5-8	2	20	1	3	0	0	35
vs. Northern Colorado	*	9-14	3-5	0-0	1-9-10	2	21	2	1	1	0	36
vs. Temple												

**▶ Leonard Career Statistics**

Year	G-GS	Min.-Avg.	FG-FGA	Pct.	3P-3PA	Pct.	FT-FTA	Pct.	OR	DR	Reb	Avg.	PF-D	AT	TO	BS	ST	Pts	Avg.
09-10	34-33	1064-31.3	166-365	.455	16-78	.205	85-117	.726	119	217	336	9.9	85-3	65	77	24	47	433	12.7
10-11	34-34	1097-32.3	201-449	.448	24-81	.296	103-137	.752	109	253	362	10.6	82-2	84	70	21	49	529	15.6
<b>Totals</b>	<b>68-67</b>	<b>2161-31.8</b>	<b>367-814</b>	<b>.451</b>	<b>40-159</b>	<b>.252</b>	<b>188-254</b>	<b>.740</b>	<b>228</b>	<b>470</b>	<b>698</b>	<b>10.3</b>	<b>167-5</b>	<b>149</b>	<b>147</b>	<b>45</b>	<b>96</b>	<b>962</b>	<b>14.1</b>

### Career Highs

**Points**  
Career 13 vs. Utah (2-8-11)

**Rebounds**  
Career 10 vs. Utah (2-8-11)

**Assists**  
Career 2 vs. Utah (2-8-11)

**Field Goals**  
Career 4 vs. Utah (2-8-11)

**Field Goals Attempted**  
Career 8 at Wyoming (3-1-11)

**Three-Point Field Goals**  
Career 3 vs. Utah (3-10-11)

**Three-Point FG Attempted**  
Career 4 vs. Utah (3-10-11)

**Free Throws**  
Career 3 vs. Utah (2-8-11)

**Free Throws Attempted**  
Career 5 vs. Utah (2-8-11)

**Steals**  
Career 2 vs. Utah (3-10-11)

**Blocked Shots**  
Career 2 vs. Cal Poly (12-13-10)

**Minutes Played**  
Career 20 vs. Cal Poly (12-13-10)



# 21 • Jamaal Franklin

**Guard • 6-5 • 185 • Freshman - HS  
Phelan, Calif. (Westwind Prep International (Ariz.))**

### Streaks and Trends

- ▶ Played in a career-high six consecutive games.
- ▶ Has grabbed at least one rebound in eight of his last 10 outings (22 total; 2.2 rpg).
- ▶ Has scored in 11 of his last 17 games played.
- ▶ Last 15 games played (126 minutes): 58 points, 28 rebounds, 19-for-36 field goals (.528).
- ▶ Made 16 of his 26 two-point field-goal attempts (.615).

### Season Highlights

- ▶ Had another productive day off the bench at UNLV (3-11-11): seven points in eight minutes.
- ▶ In just 11 minutes off the bench vs. Utah (3-10-11) in the MWC quarterfinals, he knocked down a career-high three three-point field goals en route to nine points. He also added a career-high two steals.
- ▶ Knocked down both free-throw attempts and threw down a dunk vs. Colorado State (3-5-11).
- ▶ Finished with six points and four rebounds in 17 minutes off the bench at Wyoming (3-1-11).
- ▶ In just 17 minutes vs. Utah (2-8-11), he produced his first career double-double with 13 points (4-5 FG, 2-3 3FG, 3-5 FT) and 10 rebounds. He also had a career-high two assists and one steal.
- ▶ Had two rebounds and one assist vs. TCU (2-5-11).
- ▶ Scored three points in an effective three minutes at Colorado2State (2-2-11).
- ▶ Hit his first career three-point field goal and free throw en route to four points vs. Wyoming (1-29-11). Also had one assist and blocked a shot in 15 minutes.
- ▶ Had two rebounds and an assist in only four minutes at TCU (1-5-11).
- ▶ Went a perfect 3-for-3 from the field en route to six points and added three rebounds vs. Occidental (12-31-10).
- ▶ Played a career-high 20 minutes vs. Cal Poly (12-13-10) and corralled six rebounds, blocked a career-best two shots and added two points and one assist.
- ▶ Scored two points, grabbed three rebounds and logged his first assist of his career vs. San Diego (12-11-10).
- ▶ Logged his first career stats with four points, one rebound and one blocked shot in 12 minutes vs. San Diego Christian (11-26-10).
- ▶ Played in his first game of his career vs. IUPUI (11-21-10) and logged four minutes of action.
- ▶ Finished with four points, three rebounds, one assist, one block and one steal in 15 minutes vs. Point Loma Nazarene (exhibition).

### 2010-11 Game-By-Game Statistics

Opponent	GS	FG	3FG	FT	O-D-R	PF	TP	A	TO	B	S	MP
at Long Beach St.												
at Gonzaga												
vs. Green Bay												
vs. IUPUI	0-0	0-0	0-0	0-0-0	1	0	0	1	0	0	0	4
at Miami (Ohio)	0-1	0-1	0-0	0-0-0	1	0	0	0	0	0	0	3
San Diego Christian	2-3	0-0	0-2	1-0-1	1	4	0	0	1	0	1	12
Saint Mary's												
Wichita St.												
at California	0-0	0-0	0-0	0-0-0	0	0	0	0	0	0	0	2
San Diego	1-3	0-0	0-0	2-1-3	1	2	1	0	0	0	0	5
Cal Poly	1-4	0-2	0-2	3-3-6	2	2	1	3	2	0	2	20
UC Santa Barbara	1-1	0-0	0-0	0-0-0	0	2	0	0	0	0	0	3
vs. San Francisco												
vs. IUPUI												
Occidental	3-3	0-0	0-0	1-2-3	0	6	0	0	0	0	0	13
at TCU*	0-1	0-0	0-0	0-2-2	0	0	1	0	0	0	0	4
at Utah*												
UNLV*												
at New Mexico*												
Air Force*												
at Brigham Young*												
Wyoming*	1-3	1-2	1-2	0-2-2	1	4	1	1	1	1	0	15
at Colorado St.*	1-2	0-1	1-1	0-0-0	0	3	0	0	0	0	0	3
TCU*	0-1	0-1	0-0	0-2-2	0	0	1	0	0	0	0	7
Utah*	4-5	2-3	3-5	4-6-10	2	13	2	1	0	1	1	17
at UNLV*	0-0	0-0	0-0	0-1-1	0	0	0	1	0	0	0	7
New Mexico*												
at Air Force*	0-0	0-0	0-0	1-1-2	1	0	0	0	0	0	0	7
Brigham Young*												
at Wyoming*	3-8	0-2	0-0	1-3-4	2	6	1	2	0	0	1	17
Colorado St.*	1-2	0-1	2-2	1-0-1	0	4	0	1	0	0	0	4
vs. Utah	3-5	3-4	0-0	0-1-1	2	9	0	3	1	2	1	11
at UNLV	2-3	1-2	2-3	0-0-0	1	7	0	0	0	0	0	8
vs. Brigham Young	0-2	0-2	0-0	0-1-1	1	0	1	0	0	0	0	8
vs. Northern Colorado	0-0	0-0	0-0	0-0-0	0	0	0	0	0	0	0	2
vs. Temple												

### ▶ Franklin Career Statistics

Year	G-GS	Min.-Avg.	FG-FGA	Pct.	3P-3PA	Pct.	FT-FTA	Pct.	OR	DR	Reb	Avg.	PF-D	AT	TO	BS	ST	Pts.	Avg.
10-11	21-0	172-8.2	23-47	.489	7-21	.333	9-17	.529	13	26	39	1.9	16-0	9	13	5	3	62	3.0

### Season/Career Highs

<b>Points</b>	Season 24 vs. Wyoming (1-29-11)
Career 24 vs. Wyoming (1-29-11)	
<b>Rebounds</b>	Season 8 at Air Force (2-19-11)
Career 8 at Air Force (2-19-11)	
<b>Assists</b>	Season 5 vs. Utah (3-10-11)
5 vs. IUPUI (12-22-10)	
5 vs. UCSB (12-18-10)	
Career 9 vs. Pomona-Pitzer (12-31-09)	
<b>Field Goals</b>	Season 10 vs. Wyoming (1-29-11)
Career 10 vs. Wyoming (1-29-11)	
<b>Field Goals Attempted</b>	Season 15 vs. Wyoming (1-29-11)
Career 15 vs. Wyoming (1-29-11)	
<b>Three-Point Field Goals</b>	Season 4 vs. UCSB (12-18-10)
Career 3 - four times	
<b>Three-Point Field Goals Attempted</b>	Season 7 at TCU (1-5-11)
Career 8 at BYU (2-24-10)	
<b>Free Throws</b>	Season 4 at Air Force (2-19-11)
Career 4 at Air Force (2-19-11)	
<b>Free Throws Attempted</b>	Season 4 at Air Force (2-19-11)
4 at New Mexico (1-15-11)	
Career 4 at Air Force (2-19-11)	
4 at New Mexico (1-15-11)	
4 vs. UNLV (2-13-10)	
<b>Steals</b>	Season 4 vs. IUPUI (11-21-10)
Career 4 vs. IUPUI (11-21-10)	
4 vs. New Mexico (1-5-10)	
<b>Blocked Shots</b>	Season 1 vs. N. Colo. (3-17-11)
1 at Air Force (2-19-11)	
1 vs. UNLV (1-12-11)	
1 at TCU (1-5-11)	
1 vs. Occidental (12-31-10)	
1 at California (12-8-10)	
1 vs. Saint Mary's (12-1-10)	
Career 2 vs. BYU (1-23-10)	
2 vs. Arizona (12-12-09)	
<b>Minutes Played</b>	Season 32 vs. IUPUI (12-22-10)
Career 32 vs. IUPUI (12-22-10)	
32 at New Mexico (2-6-10)	



# 22 • Chase Tapley

**Guard • 6-2 • 200 • Sophomore - 1L**  
**Sacramento, Calif. (Sacramento High)**

### Streaks and Trends

- ▶ Made a three-pointer in a career-high nine straight games until the streak was broken at Wyoming (3-1-11), but has made a three in 13 of his last 15 outings.
- ▶ Last two games: 4-10 3FG
- ▶ Has made 20 of his last 21 free-throw attempts.
- ▶ Has 49 assists in his last 23 games (2.1 apg).
- ▶ Has at least one steal in 24 of his last 31 games, including a career-high tying four vs. IUPUI (11-21-10).

### Season Highlights

- ▶ Scored 14 points for the second straight game vs. Northern Colorado (3-17-11) in the second round of the NCAA Tournament.
- ▶ Scored 14 points (5-10 FG; 2-4 3FG) vs. No. 8/8 BYU (3-12-11) in the MWC championship game.
- ▶ Dished out a season-high five assists and had three steals vs. Utah (3-10-11) in the MWC quarterfinals.
- ▶ Finished with 11 points and a team-best three steals vs. No. 7 Brigham Young (2-26-11).
- ▶ Scored 10 points at Air Force (2-19-11), including four off a career-high four free throws. Also grabbed a career-high eight rebounds.
- ▶ Logged his first career 20-point game as he scored a career-best 24 points on 10-of-15 shooting, including 3-for-6 from behind the arc, in only 22 minutes vs. Wyoming (1-29-11).
- ▶ Knocked down two three-point field goals for the second straight game vs. Air Force (1-19-11) en route to eight points and added a team-high three assists and three steals.
- ▶ Finished with 15 points and added five rebounds and three assists on the road at New Mexico (1-15-11).
- ▶ Scored 15 points and added a team-high four assists and a game-high three steals vs. Occidental (12-31-10).
- ▶ Dished out a season-high five assists and committed zero turnovers in a career-high 32 minutes vs. IUPUI (12-22-10).
- ▶ In his first game back after a bout with the flu, he connected on a career-high four three-pointers en route to 12 points and added a season-high five assists vs. UC Santa Barbara (12-18-10).
- ▶ Was sent home prior to the Cal Poly (12-13-10) game with flu-like symptoms.
- ▶ Has three games this year (vs. Green Bay, vs. San Diego Christian, vs. Saint Mary's) where he has gone 6-for-9 from the field en route to 14 points. The SDCC and SMC outings were back to back and produced not only 6-for-9 shooting nights, but identical 2-for-3 efforts from behind the arc.
- ▶ Played 30 minutes and finished with a career-best seven rebounds and three assists at California (12-8-10).

### Career Highlights

- ▶ Has 18 career turnover-free games and 43 games with one turnover or less.
- ▶ Has started 46 games, including a career-high 15 straight from Dec. 31, 2009-Feb. 24, 2010.
- ▶ Has 26 career double-figure scoring efforts.
- ▶ Led the team in scoring six times in his career, rebounding twice and assists 12 times.

### SDSU Career Rankings

- ▶ 7th in three-point field-goal percentage, 12th in free-throw percentage, 15th in three-point field goals

### 2010-11 Game-By-Game Statistics

Opponent	GS	FG	3FG	FT	O-D-R	PF	TP	A	TO	B	S	MP
at Long Beach St.	* 5-7	1-3	0-0	1-1-2	1	11	1	1	0	0	18	
at Gonzaga	* 0-2	0-1	0-1	1-2-3	2	0	0	3	0	1	22	
vs. Green Bay	* 6-9	0-2	2-3	0-0-0	2	14	3	1	0	1	29	
vs. IUPUI	* 4-6	0-1	1-1	1-1-2	2	9	1	2	0	4	20	
at Miami (Ohio)	* 2-5	0-2	0-0	1-0-1	2	4	1	2	0	1	18	
San Diego Christian	* 6-9	2-3	0-0	0-3-3	1	14	1	4	0	1	22	
Saint Mary's	* 6-9	2-3	0-0	3-2-5	0	14	0	0	1	1	27	
Wichita St.	* 2-6	0-0	0-0	0-3-3	1	4	1	1	0	3	26	
at California	* 3-7	0-1	0-1	1-6-7	0	6	3	0	1	3	30	
San Diego	* 1-5	0-3	0-0	1-0-1	1	2	2	0	0	1	26	
Cal Poly	Did Not Play - Injured											
UC Santa Barbara	4-6	4-6	0-0	0-1-1	1	12	5	2	0	0	24	
vs. San Francisco	* 2-3	0-1	0-0	1-2-3	1	4	2	3	0	2	26	
vs. IUPUI	* 2-4	1-3	0-0	0-2-2	1	5	5	0	0	1	32	
Occidental	* 6-7	2-2	1-1	2-2-4	1	15	4	1	1	3	23	
at TCU*	* 5-12	2-7	0-0	0-1-1	1	12	4	1	1	1	31	
at Utah*	* 2-5	1-2	0-0	1-1-2	0	5	2	1	0	0	25	
UNLV*	* 1-8	0-3	0-0	0-0-0	1	2	1	0	1	0	27	
at New Mexico*	* 5-8	2-4	3-4	0-5-5	2	15	3	1	0	1	28	
Air Force*	* 2-4	2-4	2-2	0-1-1	1	8	3	2	0	3	29	
at Brigham Young*	* 3-7	2-5	0-0	0-2-2	1	8	1	1	0	1	28	
Wyoming*	* 10-15	3-6	1-1	0-0-0	1	24	2	2	0	1	22	
at Colorado St.*	* 1-5	1-3	2-2	0-0-0	2	5	1	0	0	0	23	
TCU*	* 1-2	1-1	0-0	0-0-0	0	3	0	0	0	0	5	
Utah*	Did Not Play - Injured											
at UNLV*	Did Not Play - Injured											
New Mexico*	2-4	1-2	0-0	1-1-2	2	5	1	0	0	0	20	
at Air Force*	2-5	2-5	4-4	1-7-8	2	10	0	1	1	0	27	
Brigham Young*	* 4-11	1-5	2-2	1-1-2	2	11	1	2	0	3	27	
at Wyoming*	* 2-5	0-2	2-2	1-2-3	2	6	2	2	0	1	25	
Colorado St.*	* 4-7	1-3	0-0	0-2-2	1	9	2	2	0	2	26	
vs. Utah	* 3-9	1-3	0-0	0-0-0	0	7	5	3	0	3	27	
at UNLV	* 1-4	0-0	0-0	2-4-6	2	2	1	2	0	1	27	
vs. Brigham Young	* 5-10	2-4	2-2	0-3-3	2	14	1	1	0	2	27	
vs. Northern Colorado	* 5-11	2-6	2-3	1-3-4	2	14	3	1	1	1	27	
vs. Temple												

### ▶ Tapley Career Statistics

Year	G-GS	Min.-Avg.	FG-FGA	Pct.	3P-3PA	Pct.	FT-FTA	Pct.	OR	DR	Reb	Avg.	PF-D	AT	TO	BS	ST	Pts.	Avg.
09-10	33-17	773-23.4	98-196	.500	35-93	.376	20-28	.714	21	55	76	2.3	50-0	72	39	13	37	251	7.6
10-11	32-29	796-24.9	107-217	.493	36-96	.375	24-29	.828	20	58	78	2.4	40-0	62	42	7	42	274	8.6
<b>Totals</b>	<b>65-46</b>	<b>1569-24.1</b>	<b>205-413</b>	<b>.496</b>	<b>71-189</b>	<b>.376</b>	<b>44-57</b>	<b>.772</b>	<b>41</b>	<b>113</b>	<b>154</b>	<b>2.4</b>	<b>90-0</b>	<b>134</b>	<b>81</b>	<b>20</b>	<b>79</b>	<b>525</b>	<b>8.1</b>

**Season/Career Highs**

**Points**  
 Season 30 at New Mexico (1-15-11)  
 Career 30 at New Mexico (1-15-11)

**Rebounds**  
 Season 6 vs. Green Bay (11-20-10)  
 Career 6 vs. Green Bay (11-20-10)  
 6 vs. NAU (11-28-09)  
 6 at Fresno St. (11-23-09)

**Assists**  
 Season 6 vs. Utah (2-8-11)  
 6 vs. TCU (2-5-11)  
 6 at TCU (1-5-11)  
 6 vs. Wichita State (12-4-10)  
 Career 7 vs. NAU (11-28-09)

**Field Goals**  
 Season 7 vs. Air Force (1-19-11)  
 7 at New Mexico (1-15-11)  
 7 vs. IUPUI (12-22-10)  
 7 at Miami (Ohio) (11-22-10)  
 7 at LBSU (11-13-10)  
 Career 8 at New Mexico (2-6-10)

**Field Goals Attempted**  
 Season 16 vs. IUPUI (12-22-10)  
 Career 16 vs. IUPUI (12-22-10)

**Three-Point Field Goals**  
 Season 7 at New Mexico (1-15-11)  
 Career 7 at New Mexico (1-15-11)

**Three-Point FG Attempted**  
 Season 11 vs. Air Force (1-19-11)  
 11 at New Mexico (1-15-11)  
 Career 11 vs. Air Force (1-19-11)  
 11 at New Mexico (1-15-11)

**Free Throws**  
 Season 9 at New Mexico (1-15-11)  
 Career 9 at New Mexico (1-15-11)

**Free Throws Attempted**  
 Season 14 at New Mexico (1-15-11)  
 Career 14 at New Mexico (1-15-11)

**Steals**  
 Season 5 vs. Utah (2-8-11)  
 Career 5 vs. Utah (2-8-11)  
 5 at Colorado St. (1-30-10)

**Blocked Shots**  
 Season 1 at Miami (Ohio) (11-22-10)  
 Career 1 - nine times

**Minutes Played**  
 Season 40 - six times  
 Career 45 at New Mexico (2-6-10)



# 23 • D.J. Gay

**Guard • 6-0 • 170 • Senior - 3L**  
**Sun Valley, Calif. (Poly High)**

**All-MWC 1st Team, All-MWC Tournament Team, NABC All-District**

**Streaks and Trends**

- ▶ Went 177 consecutive minutes without a turnover and recorded 23 assists during that time. The streak was snapped vs. New Mexico (2-16-11).
- ▶ Currently played 68 minutes in his last two games without a turnover and has five assists during that same time.
- ▶ 51 assists and 12 TOs in his last 15 games (554 mins.).
- ▶ Made 32 3FGs in the last 17 games.

**Season Highlights**

- ▶ Was one of 10 finalists for the 2011 Bob Cousy Award.
- ▶ Hit his second game-winner of the season, this time with 4.9 seconds left at UNLV (3-11-11) in the semifinals of the MWC Championship. He finished with 15 points.
- ▶ Had game-high figures of 20 points (8-9 FT) and three assists, and zero turnovers in 40 minutes at UNLV (2-12-11).
- ▶ Scored a game-high 15 points, had a season-high six assists, and recorded a career-high five steals vs. Utah (2-8-11).
- ▶ Tied his season high with six assists and committed zero turnovers in 40 minutes vs. TCU (2-5-11).
- ▶ Hit the game-winner with 1.8 seconds left in regulation at Colorado State (2-2-11).
- ▶ Made 4-of-8 three-point field goals and finished with 12 points vs. Wyoming (1-29-11).
- ▶ Posted his second straight 20-point game, the first time he has accomplished the feat in his career, when he finished with 20 points vs. Air Force (1-19-11). Connected on six three-pointers, had three assists and zero turnovers in 39 minutes.

**Career Highlights**

- ▶ Has led the team in assists 53 times in his career, which is tops among all current Aztecs.
- ▶ Led the team in scoring 17 times in his career and in rebounding once.
- ▶ Has scored in double figures 55 times in his career and has nine 20-plus-point efforts.
- ▶ Played in all 138 games (118 starts) since stepping foot on campus.
- ▶ Became the 26th member of SDSU's 1,000-point club when he scored a career-high 30 at New Mexico (1-15-11).

**SDSU Career Rankings**

▶ 1st in games played, 3rd in games started, 3rd in three-point field goals, 3rd in minutes played, 5th in consecutive games started, 8th in assists, 12th in three-point field-goal percentage, 13th in steals, 16th in scoring, 19th in field goals

**2010-11 Game-By-Game Statistics**

Opponent	GS	FG	3FG	FT	O-D-R	PF	TP	A	TO	B	S	MP
at Long Beach St.	* 7-11	4-5	2-2	0-3-3	2	20	3	4	0	0	0	37
at Gonzaga	* 3-7	1-3	2-4	0-0-0	1	9	3	3	0	1	38	
vs. Green Bay	* 3-7	0-2	1-3	2-4-6	2	7	1	2	0	2	33	
vs. IUPUI	* 2-7	2-6	0-0	1-0-1	0	6	4	0	0	0	33	
at Miami (Ohio)	* 7-11	4-6	1-2	0-3-3	1	19	4	2	1	1	35	
San Diego Christian	* 2-4	0-2	1-2	0-1-1	1	5	5	0	0	2	20	
Saint Mary's	* 3-10	1-5	1-1	0-3-3	0	8	3	1	0	1	40	
Wichita St.	* 3-8	2-6	6-9	4-4-4	2	14	6	2	0	0	36	
at California	* 5-9	4-6	0-0	1-2-3	3	14	3	3	0	0	37	
San Diego	* 6-8	4-5	0-0	0-0-0	0	16	4	0	0	2	27	
Cal Poly	* 1-11	0-7	8-8	0-1-1	0	10	2	3	0	0	39	
UC Santa Barbara	* 4-9	4-8	0-0	0-1-1	1	12	3	1	0	0	28	
vs. San Francisco	* 4-9	2-5	4-5	1-0-1	0	14	3	1	0	0	34	
vs. IUPUI	* 7-16	2-10	2-2	0-0-0	0	18	1	0	0	0	38	
Occidental	* 2-3	1-2	2-2	0-0-0	0	7	1	0	0	1	17	
at TCU*	* 2-9	0-5	0-0	0-3-3	0	4	6	2	0	2	40	
at Utah*	* 6-15	4-10	2-6	0-4-4	1	18	3	1	0	1	37	
UNLV*	* 2-9	1-3	0-0	0-1-1	2	5	2	2	0	0	40	
at New Mexico*	* 7-14	7-11	9-14	0-3-3	1	30	4	1	0	0	39	
Air Force*	* 7-13	6-11	0-1	0-2-2	1	20	3	0	0	1	39	
at Brigham Young*	* 0-7	0-5	2-3	1-1-2	3	2	4	0	0	2	37	
Wyoming*	* 4-8	4-8	0-0	0-2-2	1	12	2	1	0	2	26	
at Colorado St.*	* 3-9	0-3	0-0	0-3-3	1	6	4	0	0	2	37	
TCU*	* 4-11	0-3	1-2	0-2-2	0	9	6	0	0	1	40	
Utah*	* 5-15	1-3	4-4	1-0-1	0	15	6	0	0	5	33	
at UNLV*	* 6-12	0-1	8-9	1-2-3	0	20	3	0	0	1	40	
New Mexico*	* 3-9	3-4	2-4	0-2-2	1	11	3	2	0	2	40	
at Air Force*	* 3-12	2-10	1-4	0-2-2	1	9	5	1	0	0	32	
Brigham Young*	* 2-7	2-5	0-0	0-3-3	1	6	3	1	0	0	35	
at Wyoming*	* 4-11	1-5	2-3	0-2-2	0	11	3	2	0	3	30	
Colorado St.*	* 3-14	1-9	0-0	0-0-0	0	7	1	2	0	1	37	
vs. Utah	* 1-9	1-6	0-0	0-2-2	1	3	1	2	0	1	35	
at UNLV	* 6-11	3-4	0-0	0-2-2	1	15	1	4	0	2	40	
vs. Brigham Young	* 0-3	0-2	0-0	0-1-1	1	0	2	0	0	0	34	
vs. Northern Colorado	* 2-11	1-5	0-0	1-3-4	0	5	3	0	1	0	34	
vs. Temple												

**Gay Career Statistics**

Year	G-GS	Min.-Avg.	FG-FGA	Pct.	3P-3PA	Pct.	FT-FTA	Pct.	OR	DR	Reb	Avg.	PF-D	AT	TO	BS	ST	Pts.	Avg.
07-08	33-26	784-23.8	66-183	.361	45-121	.372	16-25	.640	10	39	49	1.5	41-1	57	40	2	24	193	5.8
08-09	36-23	961-26.7	68-204	.333	40-122	.328	41-58	.707	14	41	55	1.5	34-0	63	44	3	26	217	6.0
09-10	34-34	1175-34.6	108-292	.370	61-160	.381	79-110	.718	17	59	76	2.2	51-0	108	60	3	37	356	10.5
10-11	35-35	1217-34.8	129-339	.381	68-191	.356	61-90	.678	9	62	71	2.0	29-0	111	43	2	37	387	11.1
<b>Totals</b>	<b>138-118</b>	<b>4137-30.0</b>	<b>371-1018</b>	<b>.364</b>	<b>214-594</b>	<b>.360</b>	<b>197-283</b>	<b>.696</b>	<b>50</b>	<b>201</b>	<b>251</b>	<b>1.8</b>	<b>155-1</b>	<b>339</b>	<b>187</b>	<b>10</b>	<b>124</b>	<b>1153</b>	<b>8.4</b>

### Season/Career Highs

**Points**  
 Season 30 at Gonzaga (11-16-10)  
 Career 30 at Gonzaga (11-16-10)

**Rebounds**  
 Season 13 vs. N. Colo. (3-17-11)  
 Career 13 vs. N. Colo. (3-17-11)

**Assists**  
 Season 4 at California (12-8-10)  
 4 vs. Saint Mary's (12-1-10)  
 Career 4 - six times

**Field Goals**  
 Season 14 at Gonzaga (11-16-10)  
 Career 14 at Gonzaga (11-16-10)

**Field Goals Attempted**  
 Season 18 at Gonzaga (11-16-10)  
 Career 18 at Gonzaga (11-16-10)

**Three-Point Field Goals**  
 Season 2 vs. Air Force (1-19-11)  
 2 vs. UNLV (1-12-11)  
 2 at Gonzaga (11-16-10)  
 Career 2 vs. Air Force (1-19-11)  
 2 vs. UNLV (1-12-11)  
 2 at Gonzaga (11-16-10)  
 2 at Pacific (11-25-09)

**Three-Point FG Attempted**  
 Season 4 vs. UNLV (1-12-11)  
 Career 4 vs. UNLV (1-12-11)

**Free Throws**  
 Season 9 vs. TCU (2-5-11)  
 Career 9 vs. TCU (2-5-11)  
 9 vs. UNLV (2-13-10)

**Free Throws Attempted**  
 Season 10 vs. TCU (2-5-11)  
 Career 11 vs. UNLV (2-13-10)

**Steals**  
 Season 5 vs. BYU (3-12-11)  
 Career 5 vs. BYU (3-12-11)  
 5 vs. BYU (1-23-10)

**Blocked Shots**  
 Season 3 vs. Colorado St. (3-5-11)  
 3 at New Mexico (1-12-11)  
 3 vs. Cal Poly (12-13-10)  
 Career 4 vs. Wyoming (2-14-09)  
 4 vs. BYU (2-23-08)  
 4 at Colorado St. (1-29-08)

**Minutes Played**  
 Season 34 vs. N. Colo. (3-17-11)  
 34 at BYU (1-26-11)  
 Career 43 at San Diego (12-2-09)



# 32 • Billy White

**Forward • 6-8 • 235 • Senior - 3L**  
**Las Vegas, Nev. (Green Valley High)**

**Honorable Mention All-MWC, All-MWC Tournament Team**

### Streaks and Trends

- ▶ Last five games: 13.8 ppg, 8.4 rpg, 1.8 apg, 2.0 spg, .500 FG
- ▶ Has back-to-back double-doubles for first time in his career entering the Temple game.
- ▶ Scored 10+ points in a season-best five straight games, something hasn't accomplished since games 2-6 of last season.
- ▶ Has made 51 straight starts in games he has played.
- ▶ Has scored in 48 straight outings in which he has attempted a field goal.
- ▶ Made six of his last 16 three-point field-goal attempts in the last 15 games after going 9-of-34 (26.5 percent) in his previous 115 career games.
- ▶ Last 11 games: 33-39 FT (.846); Last 4 games: 15-17 FT (.882).

### Season Highlights

- ▶ Put up another double-double vs. Northern Colorado (3-17-11) with 12 points and a career-high 13 rebounds.
- ▶ Posted his first double-double of the season vs. No. 8/8 BYU (3-12-11) in the MWC title game with a team-high 21 points and 12 rebounds. Also added a career-high five steals.
- ▶ Had 12 points in the MWC semifinal win at UNLV (3-11-11).
- ▶ Nearly posted a double-double vs. Utah in the MWC quarterfinals vs. Utah (3-10-11) with 11 points and nine rebounds.
- ▶ Finished with 13 points (6-6 FG), five rebounds and a season-high three blocks vs. Colorado State (3-5-11).
- ▶ Scored a game-high 15 points (6-9 FG) vs. Utah (2-8-11).
- ▶ Scored a game-high 19 points on 5-of-7 shooting and a career-high nine free throws (9-10) vs. TCU (2-5-11).

- ▶ Was a perfect 4-for-4 from the field and 2-for-2 from the free-throw en route to 10 points. Also added six rebounds, one assist and no turnovers in 15 minutes vs. Wyoming (1-29-11).
- ▶ Made a career-high two three-point field goals to finish with 12 points and five rebounds vs. Air Force (1-19-11).
- ▶ Blocked a season-high three shots at New Mexico (1-15-11).
- ▶ Scored 10 points, while knocking down a career-high two three-pointers, vs. UNLV (1-12-11).
- ▶ Had a team- and career-best four assists and added 10 points at California (12-8-10).
- ▶ Went off for a game-high 24 points on 10-of-12 shooting and scored nine points during a key 14-0 second-run, which covered 71 seconds, vs. Wichita State (12-4-10).
- ▶ Scored a career-high 30 points on a personal-best 14 field goals and grabbed nine rebounds at No. 11/12 Gonzaga.

### Career Highlights

- ▶ Has 60 career double-figure scoring performances and five games with 10 or more rebounds.
- ▶ Has four career double-doubles, including two this season.
- ▶ Has led the team in scoring 20 times in his career and in rebounding 20 times.
- ▶ Became the 25th member, and the 17th in the Division I era, of San Diego State's 1,000-point club with his nine-point effort vs. Saint Mary's (12-1-10) He needed seven for 1,000 and finished with nine.

### SDSU Career Rankings

- ▶ 1st field-goal percentage, 1st in games started, 1st in games played, 4th in field goals, 5th in steals, 6th in blocks, 6th in minutes played, 8th in scoring, 14th in rebounds

### 2010-11 Game-By-Game Statistics

Opponent	GS	FG	3FG	FT	O-D-R	PF	TP	A	TO	B	S	MP
at Long Beach St.	*	3-5	0-0	0-0	4-2-6	3	6	3	1	1	2	26
at Gonzaga	*	14-18	2-2	0-2	7-2-9	4	30	1	4	0	2	32
vs. Green Bay	*	3-7	0-1	0-0	1-2-3	3	6	2	2	1	0	19
vs. IUPUI	*	7-11	0-1	0-0	3-3-6	2	14	1	2	1	1	33
at Miami (Ohio)	*	1-2	0-0	0-0	0-1-1	3	2	0	1	0	0	11
San Diego Christian	*	5-6	0-0	0-0	1-2-3	1	10	1	1	0	1	19
Saint Mary's	*	4-9	1-1	0-1	0-2-2	1	9	4	1	1	2	22
Wichita St.	*	10-12	0-0	4-6	3-1-4	3	24	2	1	0	2	27
at California	*	4-9	0-1	2-2	1-1-2	3	10	4	1	0	1	24
San Diego	*	2-5	0-0	1-2	1-3-4	0	5	0	0	1	1	24
Cal Poly	*	1-3	0-1	4-4	1-3-4	5	6	2	1	3	2	26
UC Santa Barbara	*	4-6	0-0	3-4	1-2-3	4	11	1	1	0	0	27
vs. San Francisco	*	4-6	0-1	0-1	0-1-1	4	8	2	3	2	1	31
vs. IUPUI	*	2-4	0-0	2-2	0-4-4	4	6	1	2	0	4	19
Occidental	Did Not Play - Injured											
at TCU*	*	1-4	0-0	2-4	1-1-2	1	4	2	0	1	1	28
at Utah*	*	3-6	0-2	0-0	0-0-0	4	6	3	3	1	0	20
UNLV*	*	4-8	2-4	0-0	0-3-3	3	10	0	5	0	0	28
at New Mexico*	*	1-4	1-2	2-2	1-2-3	3	5	2	1	3	1	21
Air Force*	*	4-5	2-2	2-3	3-2-5	3	12	1	2	0	0	27
at Brigham Young*	*	3-9	0-2	0-2	1-4-5	3	6	2	2	0	1	34
Wyoming*	*	4-4	0-0	2-2	1-5-6	3	10	1	0	0	0	15
at Colorado St.*	*	4-8	0-0	1-2	0-3-3	3	9	2	2	2	0	26
TCU*	*	5-7	0-0	9-10	1-3-4	1	19	1	1	0	0	33
Utah*	*	6-9	0-0	3-4	1-2-3	3	15	1	0	0	0	23
at UNLV*	*	2-8	0-1	0-0	1-2-3	5	4	1	5	0	2	29
New Mexico*	*	0-0	0-0	0-0	2-0-2	2	0	0	2	2	0	25
at Air Force*	*	1-4	0-0	5-5	1-2-3	4	7	3	3	0	1	25
Brigham Young*	*	5-9	0-0	0-2	2-1-3	5	10	2	1	2	1	26
at Wyoming*	*	3-4	0-0	0-0	1-0-1	3	6	0	1	0	0	22
Colorado St.*	*	6-6	0-0	1-1	2-3-5	4	13	2	0	3	1	28
vs. Utah	*	3-8	0-1	5-6	3-6-9	2	11	1	3	1	1	29
at UNLV	*	5-13	0-2	2-2	3-0-3	2	12	2	1	1	0	31
vs. Brigham Young	*	7-12	0-0	7-7	7-5-12	2	21	2	2	0	5	31
vs. Northern Colorado	*	5-13	1-2	1-2	7-6-13	2	12	2	1	0	3	34
vs. Temple												

### ▶ White Career Statistics

Year	G-GS	Min.-Avg.	FG-FGA	Pct.	3P-3PA	Pct.	FT-FTA	Pct.	OR	DR	Reb	Avg.	PF-D	AT	TO	BS	ST	Pts	Avg.
07-08	33-28	946-28.7	118-192	.615	0-2	.000	43-67	.642	74	121	195	5.9	105-5	34	53	25	47	279	8.5
08-09	33-30	746-22.6	124-187	.663	0-1	.000	44-66	.667	53	73	126	3.8	79-2	26	43	26	31	292	8.8
09-10	32-30	883-27.6	137-235	.583	6-21	.286	74-117	.632	65	71	136	4.3	79-2	44	67	24	33	354	11.1
10-11	34-34	875-25.7	136-244	.557	9-26	.346	58-78	.744	61	79	140	4.1	98-3	54	56	26	36	339	10.0
<b>Totals</b>	<b>132-122</b>	<b>3450-26.1</b>	<b>515-858</b>	<b>.600</b>	<b>15-50</b>	<b>.300</b>	<b>219-328</b>	<b>.668</b>	<b>253</b>	<b>344</b>	<b>597</b>	<b>4.5</b>	<b>361-12</b>	<b>158</b>	<b>219</b>	<b>101</b>	<b>147</b>	<b>1264</b>	<b>9.6</b>

**Season/Career Highs**

**Points**  
 Season 8 vs. Wyoming (1-29-11)  
 Career 14 at BYU (1-24-09)  
 14 vs. Ark.-PB (12-29-09)

**Rebounds**  
 Season 3 vs. Wyoming (1-29-11)  
 3 vs. Occidental (12-31-10)  
 3 vs. SD Christian (11-26-10)  
 Career 6 at TCU (2-28-09)  
 6 vs. New Mexico (1-21-09)

**Assists**  
 Season 2 vs. Occidental (12-31-10)  
 Career five times

**Field Goals**  
 Season 3 vs. Wyoming (1-29-11)  
 3 vs. Wichita State (12-4-10)  
 3 vs. SD Christian (11-26-10)  
 Career 6 at BYU (1-24-09)

**Field Goals Attempted**  
 Season 6 vs. Wyoming (1-29-11)  
 Career 9 vs. Fresno St. (11-22-08)

**Three-Point Field Goals**  
 Season 2 vs. Wyoming (1-29-11)  
 Career 2 vs. Wyoming (1-29-11)  
 2 vs. New Mexico (1-21-09)  
 2 vs. Ark.-PB (12-29-08)  
 2 vs. Seattle (11-28-08)

**Three-Point Field Goals Attempted**  
 Season 5 vs. Wyoming (1-29-11)  
 Career 5 vs. Wyoming (1-29-11)

**Free Throws**  
 Season 3 at Wyoming (3-1-11)  
 Career 4 vs. Ark.-PB (12-29-08)  
 4 vs. UCSD (11-15-08)

**Free Throws Attempted**  
 Season 3 at Wyoming (3-1-11)  
 Career 6 vs. UCSD (11-15-08)

**Steals**  
 Season 1 vs. Wyoming (1-29-11)  
 1 vs. Occidental (12-31-10)  
 1 at LBSU (11-13-10)  
 Career 2 vs. TCU (1-28-09)

**Blocked Shots**  
 Season 2 at California (12-8-10)  
 Career 2 at California (12-8-10)

**Minutes Played**  
 Season 24 vs. Occidental (12-31-10)  
 Career 30 at UNLV (2-3-09)



# 42 • Mehdi Cheriet

**Forward • 6-9 • 225 • Senior - 1L**  
**Tarare, France (Arizona Western College)**

**Season Highlights**

- ▶ On Senior Night vs. Colorado State (3-5-11), scored two points and grabbed a rebound off the bench.
- ▶ Played 10 minutes at Wyoming (3-1-11) and scored five points, a season-high three of which came off free throws.
- ▶ Scored a season-high eight points, tied his season high with three rebounds and one steal, and connected on a career-high tying two three-point field goals against Wyoming (1-29-11).
- ▶ Matched his season high for rebounds (3), steals (1) and minutes played (24), and tied his career high with two assists vs. Occidental (12-31-10).
- ▶ In just two minutes at California (12-8-10), he blocked a career-high two shots.
- ▶ Had an impressive line vs. Wichita State (12-4-10): 6 points, 3-of-4 shooting, 2 rebounds in 5 minutes.

**Career Highlights**

- ▶ Played in 56 career games. He redshirted in 2009-10.
- ▶ Has scored in 39 career games.
- ▶ Grabbed a rebound in 20 of his last 30 games played.

**2010-11 Game-By-Game Statistics**

Opponent	GS	FG	3FG	FT	O-D-R	PF	TP	A	TO	B	S	MP
at Long Beach St.	0-2	0-2	0-0	1-0-1	2	0	1	1	0	1	7	
at Gonzaga	0-0	0-0	0-0	1-0-1	0	0	0	1	0	0	2	
vs. Green Bay	0-1	0-1	2-2	0-1-1	1	2	0	1	0	0	6	
vs. IUPUI	0-1	0-0	0-0	0-0-0	1	0	0	1	0	0	7	
at Miami (Ohio)	0-1	0-0	2-2	0-0-0	1	2	0	0	0	0	9	
San Diego Christian	3-4	1-2	0-0	1-2-3	2	7	0	1	0	0	18	
Saint Mary's	Did Not Play - CD											
Wichita St.	3-4	0-1	0-0	2-0-2	0	6	0	0	0	0	5	
at California	0-1	0-1	0-0	0-0-0	1	0	0	0	2	0	2	
San Diego	1-2	0-1	0-0	0-0-0	2	2	0	0	1	0	12	
Cal Poly	0-1	0-1	0-0	0-0-0	0	0	0	0	0	0	4	
UC Santa Barbara	0-0	0-0	0-0	0-0-0	0	0	0	0	0	0	5	
vs. San Francisco	Did Not Play - CD											
vs. IUPUI	Did Not Play - CD											
Occidental	1-3	0-2	0-0	1-2-3	3	2	2	1	0	1	24	
at TCU*	0-3	0-1	0-0	2-0-2	1	0	0	0	0	0	3	
at Utah*	Did Not Play - CD											
UNLV*	Did Not Play - CD											
at New Mexico*	0-0	0-0	0-0	0-0-0	1	0	0	0	0	0	4	
Air Force*	Did Not Play - CD											
at Brigham Young*	Did Not Play - CD											
Wyoming*	3-6	2-5	0-1	0-3-3	2	8	1	1	1	1	15	
at Colorado St.*	0-1	0-1	0-0	0-1-1	1	0	0	0	0	0	6	
TCU*	0-0	0-0	0-0	0-0-0	1	0	0	0	0	0	2	
Utah*	1-2	0-0	0-0	1-0-1	1	2	0	0	0	0	7	
at UNLV*	0-0	0-0	0-0	0-0-0	1	0	0	0	0	0	1	
New Mexico*	Did Not Play - CD											
at Air Force*	Did Not Play - CD											
Brigham Young*	Did Not Play - CD											
at Wyoming*	1-2	0-1	3-3	0-1-1	3	5	0	0	0	0	10	
Colorado St.*	1-2	0-0	0-0	1-0-1	0	2	0	1	0	0	1	
vs. Utah	Did Not Play - CD											
at UNLV	Did Not Play - CD											
vs. Brigham Young	Did Not Play - CD											
vs. Northern Colorado	Did Not Play - CD											
vs. Temple												

**▶ Cheriet Career Statistics**

Year	G-GS	Min.-Avg.	FG-FGA	Pct.	3P-3PA	Pct.	FT-FTA	Pct.	OR	DR	Reb	Avg.	PF-D	AT	TO	BS	ST	Pts.	Avg.
08-09	35-2	494-14.1	62-130	.477	14-47	.298	23-35	.657	29	47	76	2.2	59-3	21	22	9	8	161	4.6
10-11	21-0	150-7.1	14-36	.389	3-19	.158	7-8	.875	10	10	20	1.0	24-0	4	8	4	3	38	1.8
<b>Totals</b>	<b>56-2</b>	<b>644-11.5</b>	<b>76-166</b>	<b>.458</b>	<b>17-66</b>	<b>.258</b>	<b>30-43</b>	<b>.698</b>	<b>39</b>	<b>57</b>	<b>96</b>	<b>1.7</b>	<b>83-3</b>	<b>25</b>	<b>30</b>	<b>13</b>	<b>11</b>	<b>199</b>	<b>3.6</b>



# Game 1

#25/- San Diego State 81  
Long Beach State 65

Nov. 13, 2010 ♦ Long Beach, Calif.  
Walter Pyramid ♦ Att.: 5,143

LONG BEACH, Calif. - No. 25 San Diego State went on the road and defeated Long Beach State, 81-65, to open the 2010-11 season before a Walter Pyramid-record 5,143 fans.

The Aztecs used three consecutive three-pointers from sophomore newcomer James Rahon with just over nine minutes to play in the second half to pull away from the 49ers.

San Diego State was nursing a 56-55 lead in a back-and-forth affair when Rahon caught fire. The guard knocked his first three-pointer with 9:01 left in regulation and his teammates found him on the next two trips and were rewarded with two more threes, the last of which gave the Aztecs a 65-55 cushion with 6:49 remaining.

Long Beach State tried to rally and used an 8-1 run after Rahon's third three-point field goal to cut the lead to four, but the nationally ranked Aztecs proved to be too much down the stretch and emerged with the decision.

In the first half, the 49ers raced to a 16-9 lead in the first seven minutes of the game. The Aztecs, however, hung around and eventually took an eight-point lead with 3:51 left before the half. Then in the final two minutes, LBSU closed the half on a 7-0 run and forced the Aztecs into three missed three-point field goals and a turnover as the frame ended in a 42-42 tie.

Kawhi Leonard led all players with 21 points and 12 rebounds, all of which came in the second half. In comparison, the 49ers only had 16 rebounds themselves in the second period. D.J. Gay added 20 points, while Rahon finished with 14 points off the bench. Malcolm Thomas ended with 10 boards and a career-high matching six assists.

SDSU	MP	FG	3FG	FT	R	F	A TO	B	S	TP
Thomas	*31	4-10	0-1	1-2	10	3	6 3	1	0	9
Leonard	*37	9-17	0-3	3-3	12	2	3 1	1	2	21
White	*26	3-5	0-0	0-0	6	3	3 1	1	2	6
Tapley	*18	5-7	1-3	0-0	2	1	1 1	0	0	11
Gay	*37	7-11	4-5	2-2	3	2	3 4	0	0	20
Franklin, L.	2	0-0	0-0	0-0	0	0	0 0	0	0	0
Carlwell	2	0-0	0-0	0-0	1	0	0 0	0	0	0
Shelton	13	0-5	0-4	0-0	2	1	1 1	0	1	0
Rahon	27	5-8	4-7	0-0	4	2	0 0	0	0	14
Cheriet	7	0-2	0-2	0-0	1	2	1 1	0	1	0
Team					3					
<b>Totals</b>	<b>200</b>	<b>33-65</b>	<b>9-25</b>	<b>6-7</b>	<b>44</b>	<b>16</b>	<b>18 12</b>	<b>3</b>	<b>6</b>	<b>81</b>

LBSU	MP	FG	3FG	FT	R	F	A TO	B	S	TP
Phelps	*36	2-7	0-1	5-8	6	0	0 1	0	0	9
Robinson	*35	8-16	1-2	2-2	9	4	1 2	0	1	19
Plater	*33	4-13	2-11	0-0	4	1	4 0	0	0	10
Anderson	*37	1-8	1-5	3-6	4	3	4 2	0	2	6
Ware	*34	7-14	1-3	0-1	5	0	2 4	0	3	15
Wilson	16	2-6	0-1	2-2	4	2	0 0	0	0	6
Dervisevic	9	0-0	0-0	0-0	0	1	0 0	0	0	0
Team					2					
<b>Totals</b>	<b>200</b>	<b>24-64</b>	<b>5-23</b>	<b>12-19</b>	<b>34</b>	<b>11</b>	<b>11 9</b>	<b>0</b>	<b>6</b>	<b>65</b>

Halftime: San Diego State 42, Long Beach State 42. FG%: San Diego State 50.8, Long Beach State 37.5. 3FG%: San Diego State 36.0, Long Beach State 21.7. FT%: San Diego State 85.7, Long Beach State 63.2. Officials: David Hall, Randy McCall, Rick Batsell. Technicals: None.



# Game 2

#25/- San Diego State 79  
#11/12 Gonzaga 76

Nov. 16, 2010 ♦ Spokane, Wash.  
McCarthy Athletic Center ♦ Att.: 6,000

SPOKANE, Wash. - No. 25 San Diego State used a career-high 30-point effort from Billy White and trailed for only a 14-second stretch early in the second half to defeat 11th/12th-ranked Gonzaga at the McCarthy Athletic Center.

The Aztecs became just the fifth team to defeat the Bulldogs in 82 games at "The Kennel." The victory snapped a 33-game road losing streak to teams ranked in the Associated Press Top 25 and marked the highest ranked team the Aztecs have defeated on the road.

San Diego State scored the first basket of the night and was able to keep the Zags at arm's length for much of the first half. The Aztec lead swelled to 10 with 6:20 remaining in the half, but the Bulldogs crept to within five, 42-37, at the halftime buzzer.

A 7-0 Gonzaga run to start the second half gave the Bulldogs a brief two-point lead, but D.J. Gay answered 11 seconds later with a three to help SDSU reclaim the lead.

Minutes later, White caught fire and scored 11 straight points in a 2 minute, 51 second span to keep GU in a seven-point hole with 9:40 left in regulation.

Gonzaga, led by Steven Gray's career-high 35 points, rallied to within one point at 77-76 with 23 seconds on the clock. Following two Kawhi Leonard free throws, Gray turned the ball over and the Zags fouled Chase Tapley, who missed the front end of a bonus situation. After securing the rebound, Gray had a chance to tie the game with a halfcourt shot, but the attempt was well short and the Aztecs emerged with the decision.

SDSU	MP	FG	3FG	FT	R	F	A TO	B	S	TP
Thomas	*19	0-3	0-0	0-0	1	5	1 2	0	1	0
Leonard	*33	7-20	0-3	4-5	12	3	3 0	1	2	18
White	*32	14-18	2-2	0-2	9	4	1 4	0	2	30
Tapley	*22	0-2	0-1	0-1	3	2	0 3	0	1	0
Gay	*38	3-7	1-3	2-4	0	1	3 3	0	1	9
Franklin, L.	0+	0-0	0-0	0-0	0	1	0 0	0	0	0
Carlwell	14	3-7	0-2	2-3	2	2	2 0	0	1	8
Shelton	11	1-2	0-0	0-0	1	4	0 1	0	0	2
Rahon	29	5-6	2-2	0-0	4	2	2 1	0	1	12
Cheriet	2	0-0	0-0	0-0	1	0	0 1	0	0	0
Team					6					
<b>Totals</b>	<b>200</b>	<b>33-65</b>	<b>5-13</b>	<b>8-15</b>	<b>39</b>	<b>24</b>	<b>12 16</b>	<b>1</b>	<b>9</b>	<b>79</b>

GU	MP	FG	3FG	FT	R	F	A TO	B	S	TP
Olynyk	*21	2-3	0-1	1-2	4	4	1 4	0	0	5
Harris	*31	1-4	0-0	3-5	3	2	0 0	0	1	5
Sacre	*31	4-8	0-0	5-6	11	2	0 4	1	0	13
Goodson	*31	3-9	1-4	2-3	1	1	4 0	0	1	9
Gray	*40	12-23	2-10	9-10	3	3	5 6	0	2	35
Carter	3	0-2	0-1	0-0	0	0	0 0	0	0	0
Arop	8	0-0	0-0	0-0	1	1	0 0	0	2	0
Moeninghoff	22	2-2	1-1	1-1	0	0	0 0	0	0	6
Keita	0+	0-0	0-0	0-0	0	0	0 0	0	0	0
Hart	1	0-0	0-0	0-0	0	2	0 0	0	0	0
Dower	12	1-1	1-1	0-0	3	2	0 0	1	1	3
Team					3					
<b>Totals</b>	<b>200</b>	<b>25-52</b>	<b>5-18</b>	<b>21-27</b>	<b>29</b>	<b>17</b>	<b>10 14</b>	<b>2</b>	<b>7</b>	<b>76</b>

Halftime: San Diego State 42, Gonzaga 37. FG%: San Diego State 50.8, Gonzaga 48.1. 3FG%: San Diego State 38.5, Gonzaga 27.8. FT%: Gonzaga 77.8, San Diego State 53.3. Officials: Mark Reischling, Frank Harvey, Mike Scyphers. Technicals: None.



# Game 3

#25/- San Diego State 79  
Green Bay 70

Nov. 19, 2010 ♦ Oxford, Ohio  
Millett Hall ♦ Att.: 2,117

OXFORD, Ohio - San Diego State, ranked 25th in the Associated Press Top-25 poll, overcame a sluggish start and rallied to defeat Green Bay, 79-70, at the Oxford Subregional of the O'Reilly Auto Parts CBE Classic.

The Aztecs found themselves down 22 points (28-6) with 11:15 to go in the first half before emerging with the nine-point win. The rally was the largest winning comeback of the Steve Fisher era, which is in its 12th season.

Green Bay scored the first four points of the game and used a swarming defense down low to create problems for SDSU. Couple that with the fact the Phoenix hit four of seven three-pointers and went 10-of 12 from the line in the first half resulted in the Aztecs trailing by 22 early.

With a daunting task ahead of it, San Diego State continually pounded the ball inside and fought their way back into the game. At halftime, the Aztecs trailed, 38-33.

SDSU opened the second half on an 8-0 run, all of which were scored in the paint, and took a 41-38 lead and an advantage it would not relinquish.

Down the stretch, the Phoenix cut the SDSU lead to three, but the Aztecs went on a 12-5 run to enjoy its first 10-point lead of the game with 1:52 left in regulation. Green Bay got to within 76-70 with 31 seconds left, but three Kawhi Leonard free throws iced the outcome for SDSU.

Leonard led all players with 23 points and 10 rebounds and was joined in the frontcourt by Malcolm Thomas, who finished with 12 points, eight boards and three assists. Chase Tapley, meanwhile, chipped in 14 points and three assists.

Green Bay was led by Rahmon Fletcher's 18 points.

GB	MP	FG	3FG	FT	R	F	A TO	B	S	TP
Snyder	*25	6-10	2-4	3-3	3	4	1 0	2	0	17
Brown	*19	3-5	0-0	3-4	3	5	0 2	1	0	9
Perine	*33	3-14	2-4	3-5	4	0	4 2	0	0	11
Baker	*29	3-10	1-1	2-2	6	3	2 2	0	2	9
Fletcher	*36	6-15	1-4	5-6	2	2	3 2	0	4	18
Turner	15	2-5	0-0	2-0	2	5	0 2	1	0	4
Evans	23	0-1	0-1	0-0	1	4	2 1	0	0	0
Lesage	16	1-3	0-0	0-0	4	3	0 0	0	0	2
Heuer	4	0-1	0-1	0-0	0	2	0 0	0	0	0
Team					5					
<b>Totals</b>	<b>200</b>	<b>24-64</b>	<b>6-15</b>	<b>16-20</b>	<b>30</b>	<b>28</b>	<b>12 11</b>	<b>4</b>	<b>6</b>	<b>70</b>

SDSU	MP	FG	3FG	FT	R	F	A TO	B	S	TP
Thomas	*32	4-6	0-0	4-10	8	2	3 5	2	0	12
Leonard	*36	7-9	0-0	9-14	10	2	2 2	0	1	23
White	*19	3-7	0-1	0-0	3	3	2 2	1	0	6
Tapley	*29	6-9	0-2	2-3	0	2	3 1	0	1	14
Gay	*33	3-7	0-2	1-3	6	2	1 2	0	2	7
Franklin, L.	1	0-0	0-0	0-0	0	0	0 1	0	0	0
Carlwell	8	2-3	0-0	1-2	3	1	0 0	1	0	5
Shelton	15	3-4	0-0	2-2	3	2	1 1	0	0	8
Rahon	21	1-2	0-1	0-0	1	3	0 0	0	0	2
Cheriet	6	0-1	0-1	2-2	1	1	0 1	0	0	2
Team					5					
<b>Totals</b>	<b>200</b>	<b>29-48</b>	<b>0-7</b>	<b>21-36</b>	<b>40</b>	<b>18</b>	<b>12 15</b>	<b>4</b>	<b>4</b>	<b>79</b>

Halftime: Green Bay 38, San Diego State 33. FG%: San Diego State 60.4, Green Bay 37.5. 3FG%: Green Bay 40.0, San Diego State 00.0. FT%: Green Bay 80.0, San Diego State 58.3. Officials: Lamont Simpson, Larry Scirotto, Donnie Epley. Technicals: Team.



# Game 4

#25/- San Diego State 61  
IUPUI 46

Nov. 21, 2010 ♦ Oxford, Ohio  
Millett Hall ♦ Att.: 1,863

OXFORD, Ohio - No. 25 San Diego State overcame a slow start for a second straight game, used a suffocating defense in the second half and ultimately erased a seven-point deficit to defeat IUPUI, 61-46, in the Oxford Subregional of the O'Reilly Auto Parts CBE Classic.

The Aztecs fell behind, 11-4, in the first five minutes of the game and chipped away at the Jaguar lead before finally taking a 20-19 lead with 3:50 left in the opening half. IUPUI, however, scored the last three points of the half and carried a 23-20 lead into the locker room.

The first seven minutes of the second half was a back-and-forth affair. A long-range jumper by James Rahon and a three by Rahon on consecutive possessions kickstarted the Aztecs, which led to a 15-0 run and a 48-36 lead with 9:33 remaining.

IUPUI cut the SDSU lead to eight points with 7:31 left on the clock, but eight straight points by Billy White and two three-pointers from Kawhi Leonard, who made all four three-point attempts in the second half, helped the Aztecs run away with the 15-point win.

Leonard finished with a game-high 20 points and 10 rebounds to post his fourth double-double in as many games this season. The sophomore, who entered the game 0-for-6 from three-point distance for the season, went 4-for-5 from behind the arc. The four threes were a career best. White, meanwhile, recorded 14 points and six rebounds. Chase Tapley added nine points and a career-high tying four steals.

Alex Young and Mitchell Patton led IUPUI with 12 points apiece.

SDSU	MP	FG	3FG	FT	R	F	A	T O	B	S	TP
Thomas	*26	2-5	0-0	0-0	3	4	0	1	1	0	4
Leonard	*33	7-13	4-5	2-2	10	2	3	5	0	3	20
White	*33	7-11	0-1	0-0	6	2	1	2	1	1	14
Tapley	*22	4-6	0-1	1-1	2	2	1	2	0	4	9
Gay	*33	2-7	2-6	0-0	1	0	4	0	0	0	6
Franklin, L.	8	1-1	0-0	1-1	1	0	1	1	0	0	3
Carlwell	14	0-0	0-0	0-0	2	1	0	0	0	0	0
Rahon	20	2-6	1-4	0-0	0	5	1	1	0	0	5
Franklin, J.	4	0-0	0-0	0-0	0	1	0	1	0	0	0
Cheriet	7	0-1	0-0	0-0	0	1	0	1	0	0	0
Team					2						
<b>Totals</b>	<b>200</b>	<b>25-50</b>	<b>7-17</b>	<b>4-4</b>	<b>27</b>	<b>18</b>	<b>11</b>	<b>14</b>	<b>2</b>	<b>8</b>	<b>61</b>

IUPUI	MP	FG	3FG	FT	R	F	A	T O	B	S	TP
Young	*36	4-11	1-4	3-5	5	2	1	4	1	3	12
Patton	*26	5-7	2-2	0-0	2	3	0	2	1	1	12
Nobles	*37	0-5	0-3	4-4	2	0	2	3	0	1	4
Thomas	*38	4-6	1-1	0-0	2	0	2	4	0	1	9
Ashworth	*31	1-2	1-2	0-0	3	2	2	1	0	0	3
Rice	13	0-3	0-1	2-2	1	0	0	2	0	0	2
Kitcobb	2	0-0	0-0	0-0	0	1	0	0	0	0	0
Gibbs	14	1-2	0-0	1-2	0	0	0	1	0	1	3
Siakam	3	0-0	0-0	1-2	0	0	0	0	0	0	1
Team					3						
<b>Totals</b>	<b>200</b>	<b>15-36</b>	<b>5-13</b>	<b>11-15</b>	<b>18</b>	<b>8</b>	<b>7</b>	<b>17</b>	<b>2</b>	<b>7</b>	<b>46</b>

**Halftime:** IUPUI 23, San Diego State 20. **FG%:** San Diego State 50.0, IUPUI 41.7. **3FG%:** San Diego State 41.2, IUPUI 38.5. **FT%:** San Diego State 100.0, IUPUI 73.3. **Officials:** Terry Wymer, Bo Boroski, Bill Ek. **Technical:** None.



# Game 5

#18/22 San Diego State 77  
Miami (Ohio) 56

Nov. 22, 2010 ♦ Oxford, Ohio  
Millett Hall ♦ Att.: 1,858

OXFORD, Ohio - San Diego State, sporting a new No. 18 AP ranking and debuting at No. 22 in the USA Today/ESPN Coaches' poll for the first time in school history, used a pair of stifling runs to defeat Miami (Ohio) on its homecourt, 77-56, in the final game of the CBE Classic Oxford Subregional.

For the third time in three games, the Aztecs faced a first-half deficit, this time a 17-6 hole not even seven minutes into the contest. But like the first two games in Oxford, SDSU battled back by scoring 16 unanswered points and ultimately went on a 25-2 run to take a 39-34 lead into halftime.

After Miami (Ohio) scored the first five points of the second period to knot the score at 39, San Diego State proceeded to go on a 25-0 run to put the game out of reach. During its scoring spree, SDSU held the RedHawks off the scoreboard for 12 minutes, 35 seconds. The Aztecs' lead eventually swelled to 28 points before they settled for the 21-point victory.

D.J. Gay led all players with 19 points and four assists, while backcourt teammate James Rahon came off the bench to contribute 15 points and a career-high three steals. In the frontcourt, Kawhi Leonard had 12 points, 13 rebounds and four assists, and Malcolm Thomas added 16 points and six rebounds.

At the conclusion of the game, Thomas was named to the all-tournament team and Leonard was named the subregional's most valuable player.

SDSU	MP	FG	3FG	FT	R	F	A	T O	B	S	TP
Thomas	*25	6-10	0-0	4-4	6	3	0	4	1	0	16
Leonard	*33	4-11	0-1	4-6	13	2	4	1	1	0	12
White	*11	1-2	0-0	0-0	1	3	0	1	0	0	2
Tapley	*18	2-5	0-2	0-0	1	2	1	2	0	1	4
Gay	*35	7-11	4-6	1-2	3	1	4	2	1	1	19
Franklin, L.	4	0-0	0-0	0-0	0	0	1	0	0	0	0
Carlwell	16	2-2	0-0	0-0	2	1	0	1	1	0	4
Shelton	20	1-6	1-3	0-0	2	0	1	0	0	2	3
Rahon	26	5-7	2-3	3-4	2	2	2	1	0	3	15
Franklin, J.	3	0-1	0-1	0-0	0	1	0	0	0	0	0
Cheriet	9	0-1	0-0	2-2	0	1	0	0	0	0	2
Team					3						
<b>Totals</b>	<b>200</b>	<b>28-56</b>	<b>7-16</b>	<b>14-18</b>	<b>33</b>	<b>16</b>	<b>13</b>	<b>12</b>	<b>4</b>	<b>7</b>	<b>77</b>

MU	MP	FG	3FG	FT	R	F	A	T O	B	S	TP
Mavunga	*30	2-6	1-3	0-0	7	3	4	4	1	0	5
Winbush	*35	4-11	2-5	2-2	6	2	1	1	0	1	12
Ballard	*25	2-5	0-0	0-0	2	0	1	1	0	1	4
Rollins	*33	0-4	0-1	2-2	2	2	1	4	0	1	2
Williams	*20	1-4	0-2	4-5	1	2	0	3	0	0	6
Sewell	5	1-1	1-1	1-2	0	0	0	0	0	0	4
Roberts	19	3-7	1-3	2-2	1	3	0	5	0	0	9
Mock	1	0-0	0-0	0-0	0	0	0	0	0	0	0
McHenry	6	3-5	3-5	0-0	0	0	1	0	0	0	9
Harris	11	1-3	0-1	0-0	2	0	0	0	0	0	2
Thomas	1	0-0	0-0	0-0	0	0	0	0	0	0	0
McGhee	11	0-2	0-0	1-2	3	2	0	0	1	0	1
Legarza	3	1-1	0-0	0-0	0	2	0	1	0	0	2
Team					7	1					
<b>Totals</b>	<b>200</b>	<b>18-49</b>	<b>8-21</b>	<b>12-15</b>	<b>31</b>	<b>17</b>	<b>8</b>	<b>19</b>	<b>2</b>	<b>3</b>	<b>56</b>

**Halftime:** San Diego State 39, Miami (Ohio) 34. **FG%:** San Diego State 50.0, Miami (Ohio) 36.7. **3FG%:** San Diego State 43.8, Miami (Ohio) 38.1. **FT%:** Miami (Ohio) 80.0, San Diego State 77.8. **Officials:** Terry Wymer, Lamont Simpson, Donnie Eppley. **Technical:** Miami - Team.



# Game 6

#18/22 San Diego State 88  
San Diego Christian 69

Nov. 26, 2010 ♦ San Diego, Calif.  
Viejas Arena ♦ Att.: 5,674

SAN DIEGO - Following six straight games away from Viejas Arena to start the season, San Diego State returned home and defeated San Diego Christian, 88-69, on a night the school unveiled its 2010 Mountain West Conference tournament championship banner.

The victory was the sixth straight in as many games this season for SDSU and the 16th consecutive at home vs. non-conference foes, which tied the school record.

The Aztecs struck first with a layup by Malcolm Thomas and the tone for the night was set as San Diego State never looked back and ended up scoring 60 of its 88 points in the painted area.

Despite being outscored by 40 in the paint, San Diego Christian was up to the task against the nationally ranked Aztecs. The Hawks trailed by one with 7:19 to play in the first half and were behind 29-25 as late as 5:28 remaining the opening period before SDSU closed with a 15-9 run to take a 44-34 lead at halftime.

SDCC got as close nine in the opening minutes of the second half, but San Diego State scored eight straight points in the paint to extend its lead to 17 (54-37) and cruised to victory.

Eleven Aztecs saw action and all 11 scored. Sophomore Kawhi Leonard and Chase Tapley each scored 14 points apiece to lead San Diego State, and Billy White contributed 10. The trio combined to shoot 17-27 from the floor on an evening where SDSU shot 60.3 percent from the field.

Aaron Felix led all players with 21 points and Tyler Mutton added 19 for the Hawks.

SDCC	MP	FG	3FG	FT	R	F	A	T O	B	S	TP
Sanders	*34	2-6	0-1	2-2	7	1	4	1	1	0	6
Asaciovas	*18	2-4	1-2	0-0	0	2	2	4	0	2	5
Patterson	*25	2-5	1-2	0-0	1	0	0	0	0	1	5
Felix	*33	6-19	4-11	5-5	1	1	5	2	0	0	21
Mutton	*33	7-13	3-6	2-2	1	2	2	1	0	1	19
Spoelstra	2	0-1	0-1	0-0	1	0	0	0	0	0	0
Bartz	2	0-0	0-0	0-0	0	0	0	0	0	0	0
Starr	22	3-6	1-4	0-0	1	0	1	0	0	1	7
Mylleville	18	2-4	0-1	0-0	6	1	2	3	0	0	4
Koenig	13	1-1	0-0	0-0	3	1	1	0	0	0	2
Team					1						
<b>Totals</b>	<b>200</b>	<b>25-59</b>	<b>10-28</b>	<b>9-9</b>	<b>22</b>	<b>8</b>	<b>17</b>	<b>12</b>	<b>1</b>	<b>5</b>	<b>69</b>

SDSU	MP	FG	3FG	FT	R	F	A	T O	B	S	TP
Thomas	*18	4-5	0-0	1-2	8	1	3	2	1	1	9
Leonard	*23	6-12	2-4	0-0	6	0	0	0	0	0	14
White	*19	5-6	0-0	0-0	3	1	1	1	0	1	10
Tapley	*22	6-9	2-3	0-0	3	1	1	4	0	1	14
Gay	*20	2-4	0-2	1-2	1	1	5	0	0	2	5
Williams	8	1-3	0-1	0-0	4	1	0	0	0	0	2
Franklin, L.	20	3-6	1-1	2-2	2	1	6	3	0	0	9
Carlwell	17	3-4	0-0	1-1	1	0	0	1	2	0	6
Rahon	23	3-7	2-2	0-1	3	1	3	0	0	0	8
Franklin, J.	12	2-3	0-0	0-2	1	1	0	0	1	0	4
Cheriet	18	3-4	1-2	0-0	3	2	0	1	0	0	7
Team					2						
<b>Totals</b>	<b>200</b>	<b>38-63</b>	<b>8-15</b>	<b>4-9</b>	<b>37</b>	<b>10</b>	<b>19</b>	<b>12</b>	<b>4</b>	<b>6</b>	<b>88</b>

**Halftime:** San Diego State 44, San Diego Christian 34. **FG%:** San Diego State 60.3, San Diego Christian 42.4. **3FG%:** San Diego State 53.3, San Diego Christian 35.7. **FT%:** San Diego Christian 100.0, San Diego State 44.4. **Officials:** Bill Gracey, Frank Harvey III, Chris Rastatter. **Technical:** Team.



# Game 7

#17/19 San Diego State 69  
Saint Mary's 55  
Dec. 1, 2010 ♦ San Diego, Calif.  
Viejas Arena ♦ Att.: 12,414

SAN DIEGO - No. 17/19 San Diego State used a balanced offensive attack and smothering defense to defeat Saint Mary's at a sold-out Viejas Arena.

The Aztecs trailed 2-0 for just 23 seconds before rattling off 14 consecutive points behind three-pointers from Billy White and D.J. Gay. Saint Mary's fought back and trailed just 23-19 with seven minutes remaining in the half. SDSU, however, closed the half on a 14-5 run behind the hot shooting of Chase Tapley, who scored 10 points during the run.

After trading baskets in the early stages of the second half, San Diego State used another big scoring run to push the lead to 20 points, 55-35, with 10 minutes to go in regulation. Saint Mary's would not go down easily, as four Rob Jones three-pointers helped cut the SDSU lead to nine with 3:12 left in the contest.

Despite the SMC rally, the Aztecs had an answer for each Gael run. Gay hit a pair of tough jump shots down the stretch to help preserve the win. SDSU prevailed behind three different scoring runs where they outscored the Gaels a combined 33-0.

Chase Tapley led the Aztecs with 14 points, while Malcolm Thomas added 12 points to go with six rebounds and a career-high six blocks. Billy White and James Rahon added nine points apiece. In all, eight different Aztecs scored at least five points.

The Gaels were led by 17 points from Jones and 15 from Matthew Dellavedova, who also added five rebounds and four assists.

The capacity crowd marked the ninth sellout in the history of Viejas Arena, and second against SMC. The first came during the quarterfinals of the 2009 NIT.

SMC	MP	FG	3FG	FT	R	F	A TO	B	S	TP
Steindl	*16	0-0	0-0	0-0	2	2	1 0	0	0	0
Jones	*35	6-13	5-10	0-0	4	3	1 4	1	3	17
Walker II	*14	2-9	0-0	0-0	5	4	0 0	0	0	2
Dellavedova	*40	6-11	3-5	0-0	5	1	4 5	0	0	15
McConnell	*37	1-6	0-2	0-0	6	4	2 4	0	1	2
Page	6	1-1	1-1	0-0	0	0	1 1	0	0	3
Young	12	1-5	0-0	0-0	1	1	0 0	0	0	1
Holt	21	1-2	0-0	1-2	4	2	0 1	0	1	3
Williams	19	4-9	0-0	1-2	5	4	0 1	0	0	9
Team					3					
<b>Totals</b>	<b>200</b>	<b>22-56</b>	<b>9-18</b>	<b>2-4</b>	<b>35</b>	<b>19</b>	<b>9 16</b>	<b>1</b>	<b>5</b>	<b>55</b>

SDSU	MP	FG	3FG	FT	R	F	A TO	B	S	TP
Thomas	*28	5-8	0-0	2-5	6	2	1 3	6	1	12
Leonard	*23	3-10	0-1	0-0	8	4	0 0	0	3	6
White	*22	4-9	1-1	0-1	2	1	4 1	1	2	9
Tapley	*27	6-9	2-3	0-0	5	0	0 0	1	1	14
Gay	*40	3-10	1-5	1-1	3	0	3 1	0	1	8
Franklin, L.	10	2-2	0-0	2-2	3	1	2 1	0	0	6
Carlwell	12	2-2	1-1	0-0	2	0	0 1	2	0	5
Shelton	18	0-5	0-1	0-0	3	1	0 1	0	0	0
Rahon	20	2-5	0-1	5-6	1	0	0 1	0	1	9
Team					2					
<b>Totals</b>	<b>200</b>	<b>27-60</b>	<b>5-13</b>	<b>10-15</b>	<b>35</b>	<b>9</b>	<b>10 9</b>	<b>10</b>	<b>9</b>	<b>69</b>

Halftime: San Diego State 37, Saint Mary's 24. FG%: San Diego State 45.0, Saint Mary's 39.3. 3FG%: Saint Mary's 50.0, San Diego State 38.5. FT%: San Diego State 66.7, Saint Mary's 50.0. Officials: Rick Batsell, Michael Irving, Mike Reed. Technicals: None.



# Game 8

#17/19 San Diego State 83  
Wichita State 69  
Dec. 4, 2010 ♦ San Diego, Calif.  
Viejas Arena ♦ Att.: 12,414

SAN DIEGO - Billy White enjoyed a near flawless evening and the No. 17/19 Aztecs defeated Wichita State, 83-69, in the second annual Mountain West-Missouri Valley Challenge in front of a sold-out crowd of 12,414 at Viejas Arena.

In 27 minutes, White scored a game-high 24 points on 10-of-12 shooting, four rebounds, two assists and two steals, and was a key figure in SDSU taking a commanding second-half lead.

San Diego State trailed 47-46 with just over 14 minutes remaining in regulation until White converted on a three-point play with 14:04 left. White's effort along with a stifling full-court press led to a 14-0 run in a matter of 71 seconds. White scored nine of the 14 and suddenly the Aztecs found themselves ahead, 60-47.

Down the stretch, the Shockers peppered SDSU with a healthy dose of three-pointers and shot their way back into game. Wichita State cut its deficit to nine with 8:15 to go, got to within eight at 75-67 as a result of a Graham Hatch three and eventually found itself down, 76-69, with 1:48 left in regulation. But as the Aztecs had done all game, they answered the call, this time in the form of a game-closing 7-0 run to continue their best start to a season in the 90-year history of the program.

Joining White in double figures was Kawhi Leonard (16 points, 12 rebounds, 5 assists), D.J. Gay (14 points, 6 assists) and Malcolm Thomas (12 points, 4 blocks).

David Kyles led Wichita State, which went 9-from-18 from beyond the arc, with 18 points (4-5 3FG).

WSU	MP	FG	3FG	FT	R	F	A TO	B	S	TP
Ellis	*17	1-3	0-0	0-0	2	2	0 0	0	1	2
Hatch	*24	3-6	2-3	1-3	4	4	2 3	0	0	9
Durley	*30	4-7	0-1	0-0	4	0	2 1	1	0	8
Murry	*30	4-9	0-1	3-3	1	2	4 4	0	1	11
Kyles	*19	7-10	4-5	0-0	1	4	0 0	1	1	18
Ragland	22	2-5	1-2	0-0	3	3	4 1	1	0	5
Williams	13	1-3	1-2	1-3	1	1	0 2	0	0	4
Smith	12	2-4	1-3	0-0	1	2	1 1	0	1	5
Orukpe	1	0-0	0-0	0-0	0	0	0 0	1	0	0
Blair	16	1-5	0-0	2-2	5	4	0 1	1	2	4
Stutz	16	1-4	0-1	1-1	3	3	0 0	1	0	3
Team					2					
<b>Totals</b>	<b>200</b>	<b>26-56</b>	<b>9-18</b>	<b>8-12</b>	<b>27</b>	<b>25</b>	<b>13 13</b>	<b>6</b>	<b>6</b>	<b>69</b>

SDSU	MP	FG	3FG	FT	R	F	A TO	B	S	TP
Thomas	*29	5-7	0-0	2-5	5	3	1 1	4	1	12
Leonard	*34	6-15	2-4	2-3	12	4	5 1	1	4	16
White	*27	10-12	0-0	4-6	4	3	2 1	0	2	24
Tapley	*26	2-6	0-0	0-0	3	1	1 1	0	3	4
Gay	*36	3-8	2-6	6-9	4	2	6 2	0	0	14
Franklin, L.	6	0-1	0-1	0-0	1	1	0 1	0	0	0
Carlwell	12	0-1	0-0	3-4	2	1	0 0	0	0	3
Shelton	7	0-0	0-0	2-3	0	1	0 0	0	0	2
Rahon	18	1-5	0-2	0-0	1	1	0 1	0	0	2
Cheriet	5	3-4	0-1	0-0	2	0	0 0	0	0	6
Team					2					
<b>Totals</b>	<b>200</b>	<b>30-59</b>	<b>4-14</b>	<b>19-30</b>	<b>36</b>	<b>17</b>	<b>15 8</b>	<b>5</b>	<b>10</b>	<b>83</b>

Halftime: San Diego State 37, Wichita State 36. FG%: San Diego State 50.8, Wichita State 46.4. 3FG%: Wichita State 50.0, San Diego State 28.6. FT%: Wichita State 66.7, San Diego State 63.3. Officials: John Higgins, Mark Whitehead, Bob Staffen. Technicals: None.



# Game 9

#14/15 San Diego State 77  
California 57  
Dec. 8, 2010 ♦ Berkeley, Calif.  
Haas Pavilion ♦ Att.: 9,426

BERKELEY, Calif. - No. 14/15 San Diego State turned a two-point game at halftime into a 20-point blowout and the Aztecs beat California on the road, 77-57.

The victory snapped a 20-game road losing streak to Pac-10 opponents and stopped a 19-game losing skid at Power-6 league schools. The decision also gave SDSU its first 9-0 start in 90 years of basketball.

San Diego State held the Golden Bears to a pair of free throws over a 9-minute, 18-second stretch before Harper Kamp scored to halt the Aztecs' 10-2 run. After Kamp's bucket, however, SDSU only led 22-18.

The Aztecs led, 28-20, with 2:26 left in the first period, but Cal closed the half on a 6-0 run to trail, 28-26, at intermission.

The Bears, in the second half, cut the SDSU lead to 43-42 with 13:39 remaining, but consecutive three-pointers by D.J. Gay gave the visitors a 49-42 advantage. Gay's two threes spurred a 15-2 run and gave San Diego State a 58-44 lead.

The Aztecs used a full-court press and a stifling defense in the halfcourt to force California into taking bad shots and to create turnovers, which led to easy buckets as SDSU's lead swelled to 21 before it settled for the 20-point win.

Kawhi Leonard led all players with 20 points and James Rahon scored 11 of his 15 in the first half. Gay, meanwhile, scored all of his 14 in the second half and Billy White added 10 points and four assists. Malcolm Thomas shared team-high honors with White as he finished with four assists as well.

SDSU	MP	FG	3FG	FT	R	F	A TO	B	S	TP
Thomas	*32	2-6	0-0	4-6	6	4	4 1	1	0	8
Leonard	*29	8-14	3-6	1-4	3	3	1 2	2	2	20
White	*24	4-9	0-1	2-2	2	3	4 1	0	1	10
Tapley	*30	3-7	0-1	0-1	7	0	3 0	1	3	6
Gay	*37	5-9	4-6	0-0	3	3	3 3	0	0	14
Williams	1	0-0	0-0	0-0	0	1	0 0	0	0	0
Franklin, L.	6	0-2	0-1	2-2	0	1	0 0	0	0	2
Carlwell	8	0-3	0-1	0-0	2	1	0 1	1	0	0
Shelton	12	1-2	0-1	0-0	4	1	1 0	0	0	2
Rahon	17	5-6	3-4	2-4	0	3	0 0	0	0	15
Franklin, J.	2	0-0	0-0	0-0	0	0	0 0	0	0	0
Cheriet	2	0-1	0-1	0-0	0	1	0 0	2	0	0
Team					1					
<b>Totals</b>	<b>200</b>	<b>28-59</b>	<b>10-22</b>	<b>11-19</b>	<b>28</b>	<b>21</b>	<b>16 8</b>	<b>7</b>	<b>6</b>	<b>77</b>

CAL	MP	FG	3FG	FT	R	F	A TO	B	S	TP
Kamp	*33	6-12	0-1	6-7	6	4	3 3	0	1	18
Sanders-Frison	*27	3-8	0-0	2-2	12	4	1 4	0	0	8
Gutierrez	*25	5-8	0-1	9-9	2	3	1 1	0	1	19
Franklin	*23	0-4	0-3	1-2	1	2	1 3	0	1	1
Crabbe	*34	2-8	0-3	1-2	2	2	4 2	0	0	5
Carter	8	0-0	0-0	0-0	2	1	0 0	0	0	0
Smith	23	1-3	0-1	0-0	3	0	2 3	0	0	2
Bak	6	1-3	0-0	0-0	1	0	0 1	0	0	2
Solomon	14	0-0	0-0	2-5	4	2	0 1	0	1	2
Murray	7	0-2	0-0	0-1	1	0	1 0	0	0	0
Team					4					
<b>Totals</b>	<b>200</b>	<b>18-48</b>	<b>0-9</b>	<b>21-28</b>	<b>38</b>	<b>18</b>	<b>13 18</b>	<b>0</b>	<b>4</b>	<b>57</b>

Halftime: San Diego State 28, California 26. FG%: San Diego State 47.5, California 37.5. 3FG%: San Diego State 45.5, California 00.0. FT%: California 75.0, San Diego State 57.9. Officials: Verne Harris, Bruce Hicks, Tony Padilla. Technicals: None.



# Game 10

#14/15 San Diego State 77  
San Diego 49

Dec. 11, 2010 ♦ San Diego, Calif.  
Viejas Arena ♦ Att.: 12,414

SAN DIEGO - Playing in front of its first-ever third straight sellout at Viejas Arena, No. 14/15 San Diego State claimed its fifth consecutive city championship after defeating cross-town foe San Diego, 77-49.

The Toreros, who came into the game with a 1-7 record, were not intimidated by the undefeated and nationally ranked Aztecs and owned a 25-18 lead following a Darian Norris three-pointer with 5:39 left in the first half. SDSU, however, closed the first half with a 16-3 run to take a six-point lead into the locker room.

With the Aztecs holding a 34-28 lead as the second period began, they continued what they started and opened with a 14-2 spurt. All told, San Diego State put together a 30-5 run to jump out to a 48-30 lead before USD scored with 13:10 left in the regulation.

From there, SDSU continued its dominating second-half play, something it has done all season, and watched its lead grow into the 20s before moving ahead by 30 with 34 seconds left in the contest.

Malcolm Thomas led all players with 20 points behind the strength of a career-high eight free throws and 6-of-8 shooting from the field. D.J. Gay, who made four three-pointers at California, added another four en route to 16 points and four assists. Kawhi Leonard, meanwhile, picked up another double-double with 13 points and a season-high-tying 13 rebounds.

USD	MP	FG	3FG	FT	R	F	A TO	B	S	TP
Manresa	*24	0-2	0-1	1-2	3	4	0 0	0	0	1
Gabriel	*15	5-10	0-0	0-0	3	4	0 0	0	0	10
Norris	*33	3-10	1-3	0-0	7	1	1 5	0	0	7
Ginty	*24	0-3	0-3	0-0	2	3	0 1	0	0	0
Dorr	*27	0-1	0-1	0-0	2	0	2 0	0	1	0
Woolpert	1	0-0	0-0	0-0	0	0	0 0	0	0	0
Miles	4	0-0	0-0	0-0	0	0	1 0	0	0	0
Mackie	23	3-9	0-1	1-3	4	0	1 0	0	0	7
Harbour	3	0-0	0-0	0-0	0	1	0 0	0	0	0
Fuller	15	4-5	0-0	4-4	3	2	0 2	1	0	12
Rancifer	22	5-11	2-5	0-0	2	1	1 2	0	0	12
Kramer	9	0-1	0-1	0-0	2	1	0 0	0	0	0
Team					2		1			
<b>Totals</b>	<b>200</b>	<b>20-52</b>	<b>3-15</b>	<b>6-9</b>	<b>30</b>	<b>17</b>	<b>6 11</b>	<b>1</b>	<b>1</b>	<b>49</b>

SDSU	MP	FG	3FG	FT	R	F	A TO	B	S	TP
Thomas	*29	6-8	0-0	8-9	6	1	0 1	2	1	20
Leonard	*29	6-14	0-3	1-1	13	2	4 2	0	0	13
White	*24	2-5	0-0	1-2	4	0	0 0	1	1	5
Tapley	*26	1-5	0-3	0-0	1	1	2 0	0	1	2
Gay	*27	6-8	4-5	0-0	0	0	4 0	0	2	16
Williams	4	0-1	0-0	0-0	0	0	0 0	0	0	0
Franklin, L.	12	0-2	0-1	4-6	1	1	3 0	0	0	4
Carlwell	11	3-5	0-0	2-2	3	1	0 1	0	0	8
Shelton	4	0-1	0-0	0-0	0	0	0 0	0	0	0
Rahon	17	2-6	1-3	0-0	2	1	1 0	0	1	5
Franklin, J.	5	1-3	0-0	0-0	3	1	1 0	0	0	2
Cheriet	12	1-2	0-1	0-0	0	2	0 0	1	0	2
Team					3					
<b>Totals</b>	<b>200</b>	<b>28-60</b>	<b>5-16</b>	<b>16-20</b>	<b>36</b>	<b>10</b>	<b>15 4</b>	<b>4</b>	<b>4</b>	<b>67</b>

Halftime: San Diego State 34, San Diego 28. FG%: San Diego State 46.7, San Diego 38.5. 3FG%: San Diego State 31.3, San Diego 20.0. FT%: San Diego State 80.0, San Diego 66.7. Officials: Bruce Hicks, Tony Padilla, Kevin Brill. Technicals: None.



# Game 11

#11/10 San Diego State 51  
Cal Poly 45

Dec. 13, 2010 ♦ San Diego, Calif.  
Viejas Arena ♦ Att.: 7,971

SAN DIEGO - San Diego State, ranked No. 11 in the Associated Press poll and No. 10 in the ESPN/USA Today Coaches' poll, held off a late Cal Poly run to escape with a 51-45 victory to keep its season-opening 11-game winning streak intact.

Prior to the game, SDSU found out sophomore starters Kawhi Leonard and Chase Tapley were unable to play due to flu-like symptoms. Taking their place in the lineup were sophomore James Rahon and freshman LaBradford Franklin.

Both teams were dreadful from the field in the first half. The Aztecs finished the half shooting 33.3 percent (7-for-21), including 0-of-9 from beyond the arc. SDSU, however, forced the Mustangs into a 5-for-27 shooting exhibition (18.5 percent) and took a 16-15 lead into the locker room.

The Aztecs found their rhythm in the second half and opened with a 13-2 run to jump out to a 29-17 lead. Cal Poly ended the streak with a three with just under 11 minutes to play to get within 29-20.

The Mustangs hung around and managed to make the contest a two-possession game multiple times in the last five minutes, but D.J. Gay made eight straight free throws in the final 38 seconds to secure the victory.

At the final horn, San Diego State limited Cal Poly to just 29.2 percent shooting and was plus-13 in the rebounding category.

Malcolm Thomas led the way for the Aztecs with 18 points, 15 rebounds and five blocks. Rahon, meanwhile, scored 14 points in his first career SDSU start. Between the pair, they accounted for 13 of San Diego State's 16 total field goals. Gay, who went 1-for-11 from the field, finished with 10 points.

CP	MP	FG	3FG	FT	R	F	A TO	B	S	TP
Hanson	*38	3-12	2-5	4-5	3	3	0 4	0	3	12
Donahue	*37	4-12	0-0	0-1	8	1	0 2	0	1	8
O'Brien	*22	1-3	1-1	1-1	1	5	1 2	0	0	4
Love	*25	0-3	0-3	0-0	1	2	3 0	1	0	0
Lewis, S.	*35	4-14	3-10	3-3	7	3	1 0	1	0	14
Lewis, J.	19	2-3	2-2	0-0	2	4	1 0	0	2	6
Royer	1	0-0	0-0	0-1	0	0	0 0	0	1	0
Kelly	3	0-1	0-1	0-0	0	1	0 1	0	0	0
Johnson	15	0-0	0-0	1-2	0	5	2 1	0	2	1
Pembleton	5	0-0	0-0	0-0	2	1	0 0	0	0	0
Team					2		1			
<b>Totals</b>	<b>200</b>	<b>14-48</b>	<b>8-22</b>	<b>9-13</b>	<b>26</b>	<b>24</b>	<b>7 14</b>	<b>1</b>	<b>10</b>	<b>45</b>

SDSU	MP	FG	3FG	FT	R	F	A TO	B	S	TP
Thomas	*36	7-9	0-0	4-6	15	1	3 1	5	1	18
White	*26	1-3	0-1	4-4	4	5	2 1	3	2	6
Franklin, L.	*23	0-3	0-2	0-0	1	4	2 5	0	2	0
Rahon	*37	6-13	0-4	2-2	3	3	1 0	0	1	14
Gay	*39	1-11	0-7	8-8	1	0	2 3	0	0	10
Carlwell	4	0-1	0-0	1-2	0	0	0 0	0	0	1
Shelton	11	0-1	0-1	0-0	3	2	1 1	0	0	0
Franklin, J.	20	1-4	0-2	0-2	6	2	1 3	2	0	2
Cheriet	4	0-1	0-1	0-0	0	0	0 0	0	0	0
Team					6					
<b>Totals</b>	<b>200</b>	<b>16-46</b>	<b>0-18</b>	<b>19-24</b>	<b>39</b>	<b>17</b>	<b>12 14</b>	<b>10</b>	<b>6</b>	<b>51</b>

Halftime: San Diego State 16, Cal Poly 15. FG%: San Diego State 34.8, Cal Poly 29.2. 3FG%: Cal Poly 36.4, San Diego State 00.0. FT%: San Diego State 79.2, Cal Poly 69.2. Officials: Mike Reed, Chris Rastatter, Bobby McRoy. Technicals: None.



# Game 12

#11/10 San Diego State 90  
UC Santa Barbara 64

Dec. 18, 2010 ♦ San Diego, Calif.  
Viejas Arena ♦ Att.: 12,414

SAN DIEGO - No. 11/10 San Diego State shot a blistering 69.0 percent from the field, including 61.5 percent from beyond the arc, in the first half to overwhelm UC Santa Barbara and cruise to a 90-64 victory in front of 12,414 fans - the fourth sellout of the season at Viejas Arena.

The Aztecs held a slim 15-13 lead with 12 minutes, 15 seconds left in the first half and then SDSU used precise shooting and a lock-down defense to take control. In the final 7:45, San Diego State outscored UCSB, 42-16, and carried a 57-29 lead into the halftime break. During the first-half-closing run, SDSU used a 10-2 run to break the game open and a 17-1 spurt, including 15 unanswered points, to put an end to the first 20 minutes. At this point, San Diego State had three players score in double figures and five with at least eight points.

In the second half, UC Santa Barbara never got closer than 21 points and the Aztecs were well on their way to a 12-0 record - their best start to a season in 90 seasons of basketball on Montezuma Mesa.

Six Aztecs scored in double figures, including Malcolm Thomas, who connected on his first six field-goal attempts and finished with a game-high 18 points and 10 rebounds. Guards D.J. Gay and Chase Tapley each scored 12 points apiece on the strength of four three-pointers. Billy White and Brian Carlwell, meanwhile, both contributed 11 points and Kawhi Leonard posted 13 points and seven rebounds.

UCSB	MP	FG	3FG	FT	R	F	A TO	B	S	TP
Sema	*12	5-7	0-0	0-0	3	3	0 1	0	0	10
Nunnally	*36	4-11	2-4	5-5	3	1	3 1	0	0	15
Boswell	*12	0-1	0-1	0-0	1	1	1 0	0	0	0
Brew	*22	1-4	0-3	0-0	1	2	1 4	0	0	2
Johnson	*34	6-18	0-4	3-3	6	1	6 1	0	1	15
Weiner	15	1-2	1-2	0-0	1	2	1 0	0	0	3
Joyner	18	1-2	1-1	0-0	0	2	1 0	0	0	3
Devenny	15	1-2	0-0	0-0	3	2	0 1	0	0	2
Pastorek	12	1-4	0-1	0-0	3	1	2 1	0	0	2
Leaf	11	2-6	1-1	0-0	3	0	1 3	0	0	5
Somogyi	13	3-7	0-0	1-2	8	2	0 1	0	1	7
Team					2					
<b>Totals</b>	<b>200</b>	<b>25-64</b>	<b>5-17</b>	<b>9-10</b>	<b>34</b>	<b>17</b>	<b>16 13</b>	<b>0</b>	<b>2</b>	<b>64</b>

SDSU	MP	FG	3FG	FT	R	F	A TO	B	S	TP
Thomas	*27	7-8	0-0	4-5	10	2	4 3	2	0	18
Leonard	*33	4-11	0-4	5-6	7	2	2 0	0	0	13
White	*27	4-6	0-0	3-4	3	4	1 1	0	0	11
Rahon	*25	3-6	3-5	0-0	1	0	1 0	0	0	9
Gay	*28	4-9	4-8	0-0	1	1	3 1	0	0	12
Williams	2	0-0	0-0	0-0	0	0	0 0	0	0	0
Franklin, L.	6	0-1	0-0	0-0	1	0	2 1	0	0	0
Carlwell	12	4-6	1-1	2-2	3	2	0 1	2	1	11
Shelton	8	1-3	0-0	0-0	5	3	1 0	0	0	2
Franklin, J.	3	1-1	0-0	0-0	0	0	0 0	0	0	2
Tapley	24	4-6	4-6	0-0	1	1	5 2	0	0	12
Cheriet	5	0-0	0-0	0-0	0	0	0 0	0	0	0
Team					0					
<b>Totals</b>	<b>200</b>	<b>32-57</b>	<b>12-24</b>	<b>14-17</b>	<b>32</b>	<b>15</b>	<b>19 9</b>	<b>4</b>	<b>1</b>	<b>90</b>

Halftime: San Diego State 57, UC Santa Barbara 29. FG%: San Diego State 56.1, UC Santa Barbara 39.1. 3FG%: San Diego State 50.0, UC Santa Barbara 29.4. FT%: UC Santa Barbara 90.0, San Diego State 82.4. Officials: Mark Reischling, Mike Littlewood, Brad Gaston. Technicals: None.



# Game 13

#7/7 San Diego State 62  
San Francisco 56

Dec. 21, 2010 ♦ Las Vegas, Nev.  
South Point Arena ♦ Att.: 1,202

LAS VEGAS, Nev. - No. 7/7 San Diego State defeated San Francisco, 62-56, at the Las Vegas Holiday Hoops Classic to improve to 13-0 on the season.

With the victory, the Aztecs equaled the longest winning streak in school history, continued the best start to a season in program history and won its seventh straight road/neutral outing to establish a new school record.

SDSU, which was not sharp, committed 15 turnovers and was outrebounded, 32-30.

Despite not being on its game, San Diego State looked as if it was going to have an easy time with the Dons as evidenced by its 14-5 lead with 11:46 left in the first half. USF, however, outscored the Aztecs by nine as the half came to a close and went into the break tied at 31 following an Angelo Caloiaro three at the buzzer.

In the second half, the game remained close and San Francisco held a 43-41 lead with under eight minutes to play. The contest was tied for the 13th time with 5:29 left on the clock before Kawhi Leonard broke the 48-all tie to help SDSU pull away and record the six-point win.

Leonard connected on a career-high 10 field goals, two of which came from behind the arc, en route to a season-high-tying 23 points and season-best 14 rebounds. D.J. Gay added 14 points and three assists, and Malcolm Thomas chipped in 10 points and three blocks in a winning effort.

Michael Williams, who had 14 points in the first half, finished with 16. Caloiaro and Perris Blackwell, meanwhile, contributed 14 points apiece.

USF	MP	FG	3FG	FT	R	F	A	T	O	B	S	TP
Williams	*37	6-10	2-4	2-4	6	1	2	4	0	0	0	16
Raffington	*11	0-3	0-0	0-0	2	2	0	0	0	0	1	0
Blackwell	*33	5-11	0-0	4-6	4	3	2	2	0	3	3	14
Caloiaro	*36	5-9	4-7	0-1	6	2	2	1	0	2	14	
Doolin	*29	0-3	0-0	0-0	3	4	3	2	0	1	0	0
Standifer	6	0-2	0-1	0-0	0	1	0	0	0	0	0	0
Green	23	3-9	0-4	1-1	4	1	0	3	0	1	7	
Diarra	13	1-2	0-0	1-2	0	2	1	1	0	0	3	
Dickerson	3	1-1	0-0	0-0	0	1	0	0	0	0	2	
Johnson	9	0-0	0-0	0-0	1	2	1	1	0	2	0	
Team					6							
<b>Totals</b>	<b>200</b>	<b>21-50</b>	<b>6-16</b>	<b>8-14</b>	<b>32</b>	<b>19</b>	<b>11</b>	<b>14</b>	<b>0</b>	<b>10</b>	<b>56</b>	

SDSU	MP	FG	3FG	FT	R	F	A	T	O	B	S	TP
Thomas	*32	3-6	0-0	4-5	4	3	1	2	3	0	10	
Leonard	*37	10-16	2-4	1-2	14	3	2	4	1	2	23	
White	*31	4-6	0-1	0-1	1	4	2	3	2	1	8	
Tapley	*26	2-3	0-1	0-0	3	1	2	3	0	2	4	
Gay	*34	4-9	2-5	4-5	1	0	3	1	0	0	14	
Williams	3	1-3	1-3	0-0	1	0	0	0	0	0	3	
Franklin, L.	2	0-0	0-0	0-0	0	0	0	1	0	0	0	
Carlwell	8	0-0	0-0	0-0	0	1	0	0	0	0	0	
Shelton	9	0-0	0-0	0-0	0	1	0	1	0	0	0	
Rahon	18	0-4	0-3	0-0	3	0	0	0	0	1	0	
Team					3							
<b>Totals</b>	<b>200</b>	<b>24-47</b>	<b>5-17</b>	<b>9-13</b>	<b>30</b>	<b>13</b>	<b>10</b>	<b>15</b>	<b>6</b>	<b>6</b>	<b>62</b>	

**Halftime:** San Diego State 31, San Francisco 31. **FG%:** San Diego State 51.1, San Francisco 42.0. **3FG%:** San Francisco 37.5, San Diego State 29.4. **FT%:** San Diego State 69.2, San Francisco 57.1. **Officials:** Lee Cassell, Jeff Smith, Landon Brandes. **Technical:** None.



# Game 14

#7/7 San Diego State 56  
IUPUI 54

Dec. 22, 2010 ♦ Las Vegas, Nev.  
South Point Arena ♦ Att.: 1,095

LAS VEGAS, Nev. - In its final game before the Christmas break, No. 7/7 San Diego State held on to defeat IUPUI, 56-54, at the Las Vegas Holiday Hoops Classic.

The Aztecs, who were meeting the Jaguars for a second time on a neutral court this season, went on a 13-0 run early in the second half to pull away. IUPUI, however, gave up just nine points in the final seven-plus minutes and held SDSU scoreless in the final 5 minutes, 55 seconds, but came up short in the end.

Alex Young stopped the San Diego State 13-0 run, which led to eight unanswered IUPUI points to bring the Jaguars to within five points. After Tim Shelton's back-to-back baskets, SDSU enjoyed a 56-46 lead. But down the stretch, IUPUI slowly chipped away and were threatening to hand the Aztecs their first loss of the season.

Similar to San Diego State, IUPUI was not an offensive juggernaut itself in the final 5:55, scoring just three field goals and going 2-for-4 from the free throw line. The missed free throws proved costly in the end, but the Jaguars had its chance to tie the score with under 20 seconds remaining. Young, who finished with a game-high 19 points, could have won the game with a three-pointer, but took a contested jumper that was off the mark and the Aztecs gathered the rebound and escaped with the two-point win.

For the first time in 2010-11, San Diego State was outshot from the field, 47.7 percent to 46.9 and was outrebounded for the third straight game, 28-23. The Aztecs did, however, force IUPUI into committing 16 turnovers.

D.J. Gay led the Aztecs, who trailed 29-27 at halftime, with 18 points. Malcolm Thomas added 12.

SDSU	MP	FG	3FG	FT	R	F	A	T	O	B	S	TP
Thomas	*29	5-8	0-1	2-4	9	2	1	2	1	0	12	
Leonard	*35	3-10	0-4	1-1	4	2	3	5	0	1	7	
White	*19	2-4	0-0	2-2	4	4	1	2	0	4	6	
Tapley	*32	2-4	1-3	0-0	2	1	5	0	0	1	5	
Gay	*38	7-16	2-10	2-2	0	0	1	0	0	0	18	
Williams	3	0-0	0-0	0-0	0	1	0	0	0	0	0	
Carlwell	13	1-1	0-0	0-0	0	0	0	1	0	1	2	
Shelton	16	3-3	0-0	0-0	3	1	0	1	1	0	6	
Rahon	15	0-3	0-2	0-0	1	1	0	0	0	0	0	
Team					0					1		
<b>Totals</b>	<b>200</b>	<b>23-49</b>	<b>3-20</b>	<b>7-9</b>	<b>23</b>	<b>12</b>	<b>11</b>	<b>12</b>	<b>2</b>	<b>7</b>	<b>56</b>	

IUPUI	MP	FG	3FG	FT	R	F	A	T	O	B	S	TP
Young	*38	7-14	0-0	5-6	8	3	2	4	0	2	19	
Siakam	*20	5-6	0-0	0-0	5	2	0	2	0	0	10	
Nobles	*28	3-7	0-4	2-2	3	1	0	2	0	0	8	
Hubert	*15	0-1	0-0	0-1	0	0	0	1	1	0	0	
Ashworth	*36	0-2	0-0	0-0	5	1	3	3	0	0	0	
Thomas	32	4-7	3-4	0-0	2	1	3	3	0	0	11	
Gibbs	19	1-2	0-0	0-0	1	1	0	1	0	0	2	
Patton	12	1-5	1-4	1-2	0	1	0	0	0	0	4	
Team					4							
<b>Totals</b>	<b>200</b>	<b>21-44</b>	<b>4-12</b>	<b>8-11</b>	<b>28</b>	<b>10</b>	<b>8</b>	<b>16</b>	<b>1</b>	<b>2</b>	<b>54</b>	

**Halftime:** IUPUI 29, San Diego State 27. **FG%:** IUPUI 47.7, San Diego State 46.9. **3FG%:** IUPUI 33.3, San Diego State 15.0. **FT%:** San Diego State 77.8, IUPUI 72.7. **Officials:** Rick Crawford, Bruce Benedict, Alfred Smith. **Technical:** None.



# Game 15

#7/7 San Diego State 93  
Occidental 50

Dec. 31, 2010 ♦ San Diego, Calif.  
Viejas Arena ♦ Att.: 12,414

SAN DIEGO - No. 7/7 San Diego State had 10 players see the court and all 10 scored as the Aztecs defeated Division III Occidental, 93-50, to wrap up their non-conference schedule with a perfect 15-0 record.

SDSU's school-record 15th consecutive victory was played before 12,414 fans, marking the fifth sellout in seven home dates this season for the home team.

The Aztecs took a 2-0 lead in the first 16 seconds of the game after two Malcolm Thomas free throws and never looked back en route to San Diego State's third wire-to-wire win of the campaign.

At halftime, SDSU owned a 42-24 lead and its size was apparent as it held an 18-6 edge in points in the paint and a 15-0 advantage in second-chance points. After 20 minutes of action, eight of 10 Aztecs scored, including James Rahon, who knocked down two three-pointers in eight minutes after going scoreless in the two previous games in Las Vegas.

In the second half, SDSU continued its dominance and was nearly perfect from the field. The Aztecs were successful on 21 of their 24 field-goal attempts, which helped them enjoy a 47-point lead late in the game and score a season-high 93 points.

Rahon, who made a career-best five three-pointers, and Chase Tapley led the Aztecs with 15 points apiece. Kawhi Leonard added 14 points and 10 rebounds, and Thomas scored 14 after going 6-for-6 from the free-throw line.

OXY	MP	FG	3FG	FT	R	F	A	T	O	B	S	TP
Montoya	*35	3-10	2-6	0-0	3	2	5	1	0	0	8	
McCoy	*28	9-17	0-0	0-1	1	4	0	2	2	2	18	
Copithorne	*35	1-3	0-0	0-0	1	2	2	0	0	1	2	
Hanley	*33	4-11	1-3	1-1	0	0	1	1	0	0	10	
Stapleton	*27	1-3	0-0	0-0	4	2	5	3	0	3	2	
Robinson	13	2-2	1-1	0-0	0	1	1	3	0	0	5	
Greenaway	2	1-3	1-2	0-0	0	0	0	0	0	0	3	
Wright	2	0-1	0-1	0-0	0	1	0	0	0	0	0	
Leon	1	0-0	0-0	0-0	0	0	0	0	0	0	0	
Irwin	3	0-0	0-0	0-0	0	1	0	0	0	0	0	
Faulwell	2	0-0	0-0	0-0	0	0	0	0	0	0	0	
Cobb	14	1-3	0-0	0-0	0	0	1	2	0	1	2	
Dockweiler	5	0-0	0-0	0-0	0	2	0	0	0	0	0	
Team					4					1		
<b>Totals</b>	<b>200</b>	<b>22-53</b>	<b>5-13</b>	<b>1-2</b>	<b>13</b>	<b>15</b>	<b>15</b>	<b>13</b>	<b>2</b>	<b>7</b>	<b>50</b>	

SDSU	MP	FG	3FG	FT	R	F	A	T	O	B	S	TP
Thomas	*26	4-8	0-0	6-6	9	1	3	3	0	2	14	
Leonard	*27	7-11	0-1	0-0	10	3	4	1	1	0	14	
Carlwell	*23	3-6	0-0	1-5	6	1	1	3	0	0	7	
Tapley	*23	6-7	2-2	1-1	4	1	4	1	1	3	15	
Gay	*17	2-3	1-2	2-2	0	0	1	0	0	1	7	
Williams	14	3-6	0-1	3-3	4	0	0	0	1	0	9	
Franklin, L.	17	2-4	0-2	0-0	1	0	3	1	0	1	4	
Rahon	16	5-8	5-8	0-0	0	1	1	1	0	0	15	
Franklin, J.	13	3-3	0-0	0-0	3	0	0	0	0	0	6	
Cheriet	24	1-3	0-2	0-0	3	3	2	1	0	1	2	
Team					2							
<b>Totals</b>	<b>200</b>	<b>36-59</b>	<b>8-18</b>	<b>13-17</b>	<b>42</b>	<b>10</b>	<b>19</b>	<b>11</b>	<b>3</b>	<b>8</b>	<b>93</b>	

**Halftime:** San Diego State 42, Occidental 24. **FG%:** San Diego State 61.0, Occidental 41.5. **3FG%:** San Diego State 44.4, Occidental 38.5. **FT%:** San Diego State 76.5, Occidental 50.0. **Officials:** Verne Harris, Ruben Ramos, Bill Kennedy. **Technical:** None.



# Game 16

#6/6 San Diego State 66  
TCU 53

Jan. 5, 2011 ♦ Fort Worth, Texas  
Daniel-Meyer Coliseum ♦ Att.: 4,287

FORT WORTH, Texas - No. 6 San Diego State overcame two early fouls assessed to super sophomore Kawhi Leonard and a somewhat sluggish start, to defeat TCU on the road, 66-53, to open Mountain West Conference play.

Leonard picked up two fouls in the first 1:19, which sent him to the bench. Playing without their leading scorer and rebounder, the Aztecs found it difficult to do what he does best as they shot only 40.6 percent from the field and were outrebounded, 22-20, with eight of TCU's 22 boards coming on the offensive side in the first 20 minutes.

The Horned Frogs controlled the game for much of the first half, thanks to the aforementioned figures, leading by as many as six (25-19) with 3:14 to go in the half. James Rahon, who replaced Leonard in the lineup, however, knocked down consecutive three-pointers, which helped SDSU close the half on a 10-1 run and enjoy a three-point lead at halftime.

Coming out of the break, the Aztecs continued where they left off, rattling off a 20-5 run to open the second half. The combined 30-6 run gave San Diego State a 16-point lead, which eventually swelled to 19, and the visitors cruised to their 16th consecutive victory.

Malcolm Thomas led the Aztecs with 18 points and 10 rebounds and Leonard added 14 points and 11 boards. Chase Tapley chipped in with 12 points and four assists, while backcourt teammate D.J. Gay dished out a game-high six assists. Leading the SDSU reserves was Brian Carlwell, who had eight points and a career-high six rebounds in just nine minutes of action.

Garlon Green led TCU with 13 points.

SDSU	MP	FG	3FG	FT	R	F	A	T	O	B	S	TP
Thomas	*31	8-10	0-1	2-2	10	2	2	1	2	2	18	
Leonard	*25	7-13	0-3	0-0	11	3	2	4	0	2	14	
White	*28	1-4	0-0	2-4	2	1	2	0	1	1	4	
Tapley	*31	5-12	2-7	0-0	1	4	1	1	1	1	12	
Gay	*40	2-9	0-5	0-0	3	0	6	2	0	2	4	
Carlwell	9	4-6	0-0	0-0	6	1	0	0	0	0	8	
Shelton	9	0-0	0-0	0-0	0	1	0	0	0	0	0	
Rahon	20	2-7	2-5	0-0	1	2	0	1	1	0	6	
Franklin, J.	4	0-1	0-0	0-0	2	0	1	0	0	0	0	
Cheriet	3	0-3	0-1	0-0	2	1	0	0	0	0	0	
Team					0							
<b>Totals</b>	<b>200</b>	<b>29-65</b>	<b>4-22</b>	<b>4-6</b>	<b>38</b>	<b>12</b>	<b>17</b>	<b>9</b>	<b>5</b>	<b>8</b>	<b>66</b>	

TCU	MP	FG	3FG	FT	R	F	A	T	O	B	S	TP
Gacesa	*12	0-3	0-0	0-0	2	0	1	1	0	0	0	
Green	*33	5-12	3-5	0-0	8	2	3	0	1	0	13	
Moss	*33	5-15	1-7	0-0	3	1	4	6	0	0	11	
Thorns	*33	3-9	1-3	2-2	4	0	1	2	0	1	9	
Cadot	*26	2-5	0-0	3-4	12	4	1	1	0	0	7	
Yeager	19	0-2	0-2	0-0	1	0	1	0	0	1	0	
Fields	7	0-1	0-1	1-2	0	3	0	0	0	0	1	
Cerina	26	5-6	0-1	2-4	3	1	0	0	0	1	12	
Hill	11	0-2	0-2	0-0	1	2	0	2	0	0	0	
Team					1							
<b>Totals</b>	<b>200</b>	<b>20-55</b>	<b>5-21</b>	<b>8-12</b>	<b>35</b>	<b>13</b>	<b>11</b>	<b>12</b>	<b>1</b>	<b>3</b>	<b>53</b>	

Halftime: San Diego State 29, TCU 26. FG%: San Diego State 44.6, TCU 36.4. 3FG%: TCU 23.8, San Diego State 18.2. FT%: TCU 66.7, San Diego State 66.7. Officials: David Hall, Eric Curry, Kelly Self. Technicals: None.



# Game 17

#6/6 San Diego State 71  
Utah 62

Jan. 8, 2011 ♦ Salt Lake City, Utah  
Huntsman Center ♦ Att.: 8,571

SALT LAKE CITY - San Diego State senior guard D.J. Gay caught fire in the second half and starting frontcourt teammates Malcolm Thomas and Kawhi Leonard combined for 37 points and 23 rebounds as the No. 6 Aztecs defeated Utah, 71-62, at Huntsman Center.

The victory was SDSU's 17th straight to open the season and marked the third straight win over Utah, a first in the history of the program.

Gay, who went 1-for-5 from the field, 0-for-4 from beyond the arc and 1-for-4 from the free-throw line in the first half, was stellar for SDSU in the second period, which trailed, 34-33, at halftime.

With the Utes ahead by one, Leonard nailed a jumper and then Gay knocked down two straight three-pointers in a span of eight seconds to help the Aztecs create a seven-point lead.

SDSU's lead ballooned to nine, but Utah fought back and got to within one only to have Leonard convert a layup and have Gay go three-pointer, jumper and three-pointer. After four straight buckets, the Aztecs were up 67-56 with 5:52 left in regulation and went on to post a 2-0 record in league play.


Gay finished with 15 points in the second half alone, connecting on 4-of-6 three-pointers, en route to 18 points for the game. Leonard, meanwhile, led San Diego State with 20 points and grabbed nine rebounds. Malcolm Thomas enjoyed a fine performance as he turned in 17 points and a game-high 14 rebounds to post his second straight double-double.

Utah was led by a pair of newcomers in Josh Watkins and Will Clyburn. The former scored a game-high 24 points, while the latter scored 17 and collected 10 rebounds.

SDSU	MP	FG	3FG	FT	R	F	A	T	O	B	S	TP
Thomas	*34	6-15	1-2	4-7	14	1	2	4	2	1	17	
Leonard	*31	9-16	0-1	2-3	9	3	2	2	1	0	20	
White	*20	3-6	0-2	0-0	0	4	3	3	1	0	6	
Tapley	*25	2-5	1-2	0-0	2	0	2	1	0	0	5	
Gay	*37	6-15	4-10	2-6	4	1	3	1	0	1	18	
Carlwell	6	0-0	0-0	0-0	1	3	0	0	0	0	0	
Shelton	20	1-2	0-0	0-1	2	2	2	0	0	1	2	
Rahon	27	1-5	1-3	0-1	4	1	1	0	0	0	3	
Team					7							
<b>Totals</b>	<b>200</b>	<b>28-64</b>	<b>7-20</b>	<b>8-18</b>	<b>43</b>	<b>15</b>	<b>15</b>	<b>11</b>	<b>4</b>	<b>3</b>	<b>71</b>	

UTAH	MP	FG	3FG	FT	R	F	A	T	O	B	S	TP
O'Brien	*31	2-10	0-2	2-5	10	2	0	3	0	1	6	
Clyburn	*39	5-12	2-4	5-6	10	1	3	3	0	0	17	
Foster	*25	1-2	0-0	0-0	6	5	3	1	2	1	2	
Watkins, Jo.	*33	9-17	1-3	5-7	2	4	1	1	0	0	24	
Glover	*20	0-3	0-1	0-0	3	2	1	0	2	0	2	
Hines	14	0-3	0-2	0-0	2	2	0	2	0	0	0	
Kupets	14	3-8	1-1	0-0	1	0	0	1	0	0	7	
Dimaria	9	1-3	0-2	0-0	1	0	0	0	0	0	2	
Washburn	15	2-2	0-0	0-0	2	3	0	1	0	0	4	
Team					3							
<b>Totals</b>	<b>200</b>	<b>23-60</b>	<b>4-15</b>	<b>12-18</b>	<b>40</b>	<b>19</b>	<b>9</b>	<b>13</b>	<b>2</b>	<b>4</b>	<b>62</b>	

Halftime: Utah 34, San Diego State 33. FG%: San Diego State 43.8, Utah 38.3. 3FG%: San Diego State 35.0, Utah 26.7. FT%: Utah 66.7, San Diego State 44.4. Officials: Randy McCall, Dick Cartmel, Dan Chrisman. Technicals: None.



# Game 18

#6/6 San Diego State 55  
UNLV 49

Jan. 12, 2011 ♦ San Diego, Calif.  
Viejas Arena ♦ Att.: 12,414

SAN DIEGO - No. 6 San Diego State returned home for the first time in 2011 and defeated UNLV, 55-49, at a soldout Viejas Arena.

The crowd of 12,414, which marked the sixth sell-out of the season, saw the Aztecs improve to 3-0 in Mountain West Conference action for just the second time in the 12-year history of the league and win their 18th straight game. The 18-game unbeaten streak, at game's end, represented the longest active winning streak in the nation.

SDSU was able to extend its season-opening winning streak to 18 thanks to defense and rebounding. The Aztecs limited UNLV to 36.1-percent shooting from the field, 5.6 percent (1-18) from three-point range, and outrebounded the Runnin' Rebels, 42-31. In fact, Kawhi Leonard (season-high 17 rebounds) and Malcolm Thomas (career-high 16 boards) outrebounded UNLV by themselves, 33-31.

Entering the second half with a 28-26 lead, San Diego State outscored the Runnin' Rebels, 16-6, in the first 8:06 of the period to take a 44-32 lead. UNLV, however, kept within striking distance and on many occasions, had open looks to make it a one-possession game, but couldn't convert down the stretch as the Aztecs went on to post the victory.

Leonard finished with a game-high 15 points and four assists to go along with his 17 rebounds, while Malcolm Thomas added 14 points. The frontcourt duo became the first players in SDSU history to finish with 15 or more rebounds in the same game.

Also scoring in double figures for San Diego State was Billy White, who had 10, including six on a career-high two three-pointers.

Anthony Marshall led the Rebels with 11 points and Oscar Bellfield chipped in with 10 points and four assists.

UNLV	MP	FG	3FG	FT	R	F	A	T	O	B	S	TP
Stanback	*28	4-17	0-4	0-0	9	4	0	0	0	1	8	
Massamba	*21	3-5	0-0	0-0	3	4	0	0	1	1	6	
Bellfield	*36	4-10	0-2	2-3	3	1	4	3	0	0	10	
Jasper	*23	1-4	0-1	0-0	2	3	0	0	0	0	2	
Willis	*32	4-11	1-7	0-0	2	2	4	2	0	2	9	
Thomas	4	0-0	0-0	0-0	2	1	0	1	1	0	0	
Marshall	26	5-10	0-4	1-2	5	2	0	3	1	0	11	
Lopez	15	1-4	0-0	1-2	2	1	0	0	0	1	3	
Hawkins	15	0-0	0-0	0-0	1	1	1	0	0	0	0	
Team					2							
<b>Totals</b>	<b>200</b>	<b>22-61</b>	<b>1-18</b>	<b>4-7</b>	<b>31</b>	<b>19</b>	<b>9</b>	<b>9</b>	<b>3</b>	<b>5</b>	<b>49</b>	

SDSU	MP	FG	3FG	FT	R	F	A	T	O	B	S	TP
Thomas	*33	5-8	0-2	4-7	16	2	2	2	2	0	14	
Leonard	*36	3-11	0-2	9-10	17	1	4	1	0	2	15	
White	*28	4-8	2-4	0-0	3	3	0	5	0	0	10	
Tapley	*27	1-8	0-3	0-0	0	1	1	0	1	0	2	
Gay	*40	2-9	1-3	0-0	1	2	2	2	0	0	5	
Carlwell	7	1-2	0-0	0-0	2	1	1	0	1	0	2	
Shelton	12	2-5	0-2	0-0	0	0	0	0	0	0	4	
Rahon	17	1-2	1-1	0-0	1	2	0	0	0	0	3	
Team					2					2		
<b>Totals</b>	<b>200</b>	<b>19-53</b>	<b>4-17</b>	<b>13-17</b>	<b>42</b>	<b>12</b>	<b>10</b>	<b>12</b>	<b>4</b>	<b>2</b>	<b>55</b>	

Halftime: San Diego State 28, UNLV 26. FG%: UNLV 36.1, San Diego State 35.8. 3FG%: San Diego State 23.5, UNLV 5.6. FT%: San Diego State 76.5, UNLV 57.1. Officials: Mike Reed, Scott Thornley, Brad Ferrie. Technicals: UNLV - Brice Massamba, Chace Stanback, Derrick Jasper. San Diego State - Billy White, Kawhi Leonard, Chase Tapley.



# Game 19

#6/6 San Diego State 87  
New Mexico 77

Jan. 15, 2011 ♦ Albuquerque, N.M.  
The Pit ♦ Att.: 15,411

ALBUQUERQUE, N.M. - No. 6 San Diego State continued its unbeaten run with a rare victory at New Mexico and The Pit. The Aztecs won their 19th straight game to open the season with an 87-77 decision over the Lobos.

With the victory, SDSU snapped New Mexico's 16-game home winning streak and improved for 4-2 in its last six trips to the venue. The rest of the nation, meanwhile, was just 9-75 vs. the Lobos inside The Pit at game's end.

San Diego State led 2-0 to open the game, but fell behind shortly thereafter and trailed by as many as seven in the first eight-plus minutes. The Aztecs, however, responded by going on a 12-0 run, which included two three-pointers by Chase Tapley and a three from sophomore classmate Kawhi Leonard, to take a five-point lead.

With under 2:15 to go in the first half, D.J. Gay made three straight three-point field goals, the last of which came from beyond midcourt ahead of the buzzer to give the Aztecs a 37-29 lead at intermission.

SDSU's opening possession ended much like the first half as Gay hit another three to open up an 11-point cushion. Then just before the first media timeout of the second half, the Aztecs went on a devastating 19-6 run to go up by 18 with 10:58 left and never looked back.

Gay finished with a game-high 30 points on the strength of a career-high seven three-pointers and four assists. Leonard, meanwhile, continued his stellar play by scoring 19 points, grabbing a game-high 15 rebounds and dishing out four assists. Tapley added a season-high 15 points.

SDSU	MP	FG	3FG	FT	R	F	A	T	O	B	S	TP
Thomas	*26	2-7	0-1	2-2	7	4	3	3	4	0	0	6
Leonard	*33	7-13	1-1	4-6	15	5	4	1	0	1	1	19
White	*21	1-4	1-2	2-2	3	3	2	1	3	1	5	
Tapley	*28	5-8	2-4	3-4	5	2	3	1	0	1	15	
Gay	*39	7-14	7-11	9-14	3	1	4	1	0	0	30	
Carlwell	10	1-1	0-0	0-0	1	2	0	0	0	0	2	
Shelton	19	2-3	0-1	0-1	3	2	2	0	0	0	4	
Rahon	20	2-5	2-5	0-0	0	3	1	1	0	0	6	
Cheriet	4	0-0	0-0	0-0	1	1	0	0	0	0	0	
Team					3							
<b>Totals</b>	<b>200</b>	<b>27-55</b>	<b>13-25</b>	<b>20-29</b>	<b>40</b>	<b>23</b>	<b>19</b>	<b>8</b>	<b>7</b>	<b>3</b>	<b>87</b>	

UNM	MP	FG	3FG	FT	R	F	A	T	O	B	S	TP
McDonald	*27	0-5	0-2	6-6	4	5	1	1	0	1	6	
Gordon	*33	10-17	0-0	3-5	14	4	1	1	3	2	23	
Kirk	*16	0-2	0-0	1-2	4	4	0	0	0	0	1	
Gary	*39	6-13	4-7	7-8	3	2	7	1	0	1	23	
Williams	*33	1-5	1-3	8-11	1	3	4	1	0	1	11	
Hardeman	18	3-11	0-0	1-3	5	2	1	1	1	0	7	
Adams	8	0-1	0-1	0-0	1	1	0	0	1	0	0	
Snell	16	2-4	2-3	0-0	1	1	0	0	0	0	6	
Bairstow	10	0-0	0-0	0-0	0	1	1	0	0	0	0	
Team					2							
<b>Totals</b>	<b>200</b>	<b>22-58</b>	<b>7-16</b>	<b>26-35</b>	<b>35</b>	<b>23</b>	<b>15</b>	<b>5</b>	<b>5</b>	<b>5</b>	<b>77</b>	

Halftime: San Diego State 37, New Mexico 29. FG%: San Diego State 49.1, New Mexico 37.9. 3FG%: San Diego State 52.0, New Mexico 43.8. FT%: New Mexico 74.3, San Diego State 69.0. Officials: David Hall, Larry Spaulding, Jimmy Casas. Technicals: None.



# Game 20

#6/6 San Diego State 68  
Air Force 55

Jan. 19, 2011 ♦ San Diego, Calif.  
Viejas Arena ♦ Att.: 12,414

SAN DIEGO - Behind another stellar performance from senior guard D.J. Gay, No. 6 San Diego State defeated Air Force, 68-55, in front of a sellout Viejas Arena crowd. With the victory, the Aztecs became the first team to reach 20 wins and improved to 20-0 in the process.

Gay, who torched New Mexico in his last outing with 30 points and seven three-point field goals, followed that performance with a team-high 20 points thanks to another six three-pointers. His effort marked the first time the guard has scored 20 or more points in consecutive games in his career.

The Aztecs grinded through a first half which saw Air Force enjoy a 28-22 lead as late as 3:18 before halftime. SDSU, however, responded by outscoring the Falcons, 12-3, which included two three-point field goals by Gay, in the final 2:53 to take a 34-30 lead at the mid-game break.

San Diego State opened the second half with a Malcolm Thomas layup to record its 11th straight point and open up a six-point lead. The Aztecs would increase their lead to 10 with 11:40 to play, but consecutive Falcon three-pointers trimmed the SDSU lead to four.

With the game hanging in the balance, the Aztecs went on a crippling 13-3 run keyed by two straight Billy White threes and 10 points overall, which gave the home squad a comfortable 14-point lead and eventually the victory.

White finished the game with 12 points and Kawhi Leonard posted another double-double, this time going for 10 points and 10 rebounds.

Air Force was led by Tom Fow, who scored a game-high 21 points on 7-of-11 shooting, including a 4-for-6 performance from beyond the arc.

AFA	MP	FG	3FG	FT	R	F	A	T	O	B	S	TP
Fow	*29	7-11	4-6	3-3	0	1	0	0	0	0	21	
Broekhuis	*17	2-2	0-0	1-1	1	3	1	1	0	0	5	
Fletcher	*29	1-3	0-0	0-0	5	4	5	1	0	0	2	
Lyons	*35	3-8	1-3	0-0	4	0	3	4	0	1	7	
Washington	*31	2-8	0-0	0-0	3	0	5	2	0	1	4	
Fitzgerald	16	0-0	0-0	0-0	2	2	1	0	0	0	0	
Bohannon	19	4-7	1-1	0-0	2	5	1	1	0	0	8	
Brooks	15	3-3	1-1	1-2	2	2	0	0	0	0	8	
Hempsey	9	0-1	0-0	0-0	0	0	0	2	0	1	0	
Team					1			2				
<b>Totals</b>	<b>200</b>	<b>22-43</b>	<b>6-11</b>	<b>5-6</b>	<b>20</b>	<b>17</b>	<b>16</b>	<b>13</b>	<b>0</b>	<b>3</b>	<b>55</b>	

SDSU	MP	FG	3FG	FT	R	F	A	T	O	B	S	TP
Thomas	*31	3-7	0-0	2-6	9	1	3	3	2	0	8	
Leonard	*37	5-14	0-3	0-2	10	1	2	2	3	10		
White	*27	4-5	2-2	2-3	5	3	1	2	0	0	12	
Tapley	*29	2-4	2-4	2-2	1	1	3	2	0	3	8	
Gay	*39	7-13	6-11	0-1	2	1	3	0	0	1	20	
Carlwell	13	3-5	0-1	0-0	5	1	0	1	0	0	6	
Shelton	8	0-0	0-0	1-2	2	1	2	0	0	1	1	
Rahon	16	1-6	1-5	0-0	0	1	0	0	0	0	3	
Team					0							
<b>Totals</b>	<b>200</b>	<b>25-54</b>	<b>11-26</b>	<b>7-16</b>	<b>34</b>	<b>10</b>	<b>14</b>	<b>10</b>	<b>4</b>	<b>8</b>	<b>68</b>	

Halftime: San Diego State 34, Air Force 30. FG%: Air Force 51.2, San Diego State 46.3. 3FG%: Air Force 54.5, San Diego State 42.3. FT%: Air Force 83.3, San Diego State 43.8. Officials: Randy McCall, Eric Curry, Tom O'Neill. Technicals: None.



# Game 21

#9/9 Brigham Young 71  
#4/4 San Diego State 58

Jan. 26, 2011 ♦ Provo, Utah  
Marriott Center ♦ Att.: 22,700

PROVO, Utah - No. 4 San Diego State suffered its first defeat of the season, falling to No. 9 Brigham Young, 71-58, in front of a sellout crowd of 22,700 at the Marriott Center.

The loss snapped SDSU's 20-game winning streak to open the season and dropped it to 20-1 (5-1 MWC) and one game behind BYU (20-1, 6-0 MWC) in the Mountain West standings.

The first half was a back-and-forth affair, which featured 12 lead changes and five ties. The Cougars took their biggest lead of the period, four points, with 1:27 remaining, but the Aztecs scored the final five, including a Kawhi Leonard three-pointer with five seconds left to take a 31-30 lead into the locker room.

In the second half, BYU did all it could to pull away from San Diego State, leading by as many as seven with just under eight minutes to play. James Rahon made it a four-point game with 7:23 to go and the Aztecs held the Cougars off the scoreboard for 3:04. Unfortunately for SDSU, it went 0-for-4 from the field following Rahon's bucket and BYU ended its drought with points on consecutive possessions to lead 60-52 with 4:17 to play.

Leonard cut the deficit to six with 3:50 left in regulation, but Brigham Young went on a 7-0 run, all of which were Jimmer Fredette free throws, to escape with the victory.

Leonard, who vomited twice and had an IV prior to the game, finished with a team-high 22 points and 15 rebounds. Malcolm Thomas, meanwhile, added 10 points and six boards.

Fredette led all players with 43 points and went 5-for-8 from three-point distance and 10-for-11 at the free-throw line.

SDSU	MP	FG	3FG	FT	R	F	A	T	O	B	S	TP
Thomas	*36	4-11	0-0	2-2	6	4	1	2	2	0	10	
Leonard	*36	8-20	1-5	5-8	15	2	2	6	1	1	22	
White	*34	3-9	0-2	0-2	5	3	2	2	0	1	6	
Tapley	*28	3-7	2-5	0-0	2	1	1	1	0	1	8	
Gay	*37	0-7	0-5	2-3	2	3	4	0	0	2	2	
Carlwell	4	0-0	0-0	0-0	0	0	0	0	0	1	0	
Shelton	6	1-3	1-1	0-0	3	0	0	0	0	0	3	
Rahon	19	3-5	1-2	0-0	2	1	0	1	0	0	7	
Team					7							
<b>Totals</b>	<b>200</b>	<b>22-62</b>	<b>5-20</b>	<b>9-15</b>	<b>42</b>	<b>14</b>	<b>10</b>	<b>12</b>	<b>4</b>	<b>5</b>	<b>58</b>	

BYU	MP	FG	3FG	FT	R	F	A	T	O	B	S	TP
Davies	*26	6-8	0-0	2-4	5	3	2	1	3	1	14	
Hartssock	*36	3-7	0-2	0-0	7	2	3	0	0	0	6	
Emery	*39	1-7	0-5	2-2	6	2	2	0	1	4	4	
Collinsworth, K.	*27	0-1	0-0	0-0	2	1	2	2	1	1	0	
Fredette	*39	14-24	5-8	10-11	4	1	0	4	0	1	43	
Abouo	15	0-5	0-0	2-2	4	2	0	0	0	0	2	
Anderson	14	1-4	0-0	0-0	3	3	1	0	5	1	2	
Rogers	4	0-0	0-0	0-0	0	0	0	0	0	0	0	
Team					4							
<b>Totals</b>	<b>200</b>	<b>25-56</b>	<b>5-15</b>	<b>16-19</b>	<b>35</b>	<b>14</b>	<b>10</b>	<b>7</b>	<b>9</b>	<b>8</b>	<b>71</b>	

Halftime: San Diego State 31, Brigham Young 30. FG%: Brigham Young 44.6, San Diego State 35.5. 3FG%: Brigham Young 33.3, San Diego State 25.0. FT%: Brigham Young 84.2, San Diego State 60.0. Officials: Randy McCall, Verne Harris, Mike Reed. Technicals: None.



# Game 22

#4/4 San Diego State 96  
Wyoming 57

Jan. 29, 2011 ♦ San Diego, Calif.  
Viejas Arena ♦ Att.: 12,414

SAN DIEGO - No. 4 San Diego State scored the first 14 points of the game and never looked back as it rebounded from its first loss of the season to beat visiting Wyoming, 96-57.

In winning by 39 points, SDSU recorded its largest margin of victory in Mountain West history. The 96 points scored by the Aztecs marked a season high and a lot of it was a direct result of a school record 17 three-point field goals.

San Diego State came out blazing, hitting its first seven shots and ultimately led by as many as 31 points in the first half as the Aztecs carried a 53-22 lead into halftime. In the first 20 minutes, eight of nine Aztecs scored, including Chase Tapley, who had 15 points on 6-of-9 shooting.

In the second half, SDSU's lead grew to 40 point less than four minutes in after Tapley converted on a fastbreak opportunity. Wyoming cut its deficit to 29 points with 8:05 left to play, but the Cowboys would get not get any closer as the Aztecs continued to fire on all cylinders and complete the wire-to-wire victory.

All 12 San Diego State players who entered the game scored at least two points and played a minimum of seven minutes. Tapley led all players with a career-high 24 points on 10-of-15 shooting. James Rahon came off the bench to provide a spark as he connected on four three-point field goals en route to 14 points. Also scoring in double figures were D.J. Gay (12 points) and Billy White (10 points). Brian Carlwell, meanwhile, grabbed 10 rebounds.

WYO	MP	FG	3FG	FT	R	F	A TO	B	S	TP
M'Baye	*30	3-10	0-1	2-3	8	1	1 2	1	0	8
Thiam	*23	3-9	0-0	2-4	3	1	0 3	1	0	8
Luster	*35	3-8	1-3	3-6	4	4	4 2	0	1	10
Jackson	*30	6-13	3-6	4-4	7	3	0 3	0	2	19
Cruz	*32	3-10	0-4	1-1	4	3	0 0	0	1	7
Gibson	7	1-1	0-0	0-0	3	1	0 0	0	0	2
Bouedo	2	0-1	0-0	0-0	0	0	0 0	0	0	0
Waddell	19	0-8	0-0	0-0	2	1	0 1	0	0	0
Hudson	12	0-3	0-2	2-2	0	1	0 0	0	1	2
Harrison	10	0-1	0-0	1-2	3	1	1 0	0	1	1
Team					3					
<b>Totals</b>	<b>200</b>	<b>19-64</b>	<b>4-16</b>	<b>15-22</b>	<b>37</b>	<b>16</b>	<b>6 11</b>	<b>2</b>	<b>6</b>	<b>57</b>

SDSU	MP	FG	3FG	FT	R	F	A TO	B	S	TP
Thomas	*23	1-3	0-0	0-0	6	0	3 0	6	1	2
Leonard	*25	1-5	0-1	0-0	6	2	4 1	0	0	2
White	*15	4-4	0-0	2-2	6	3	1 0	0	0	10
Tapley	*22	10-15	3-6	1-1	0	1	2 2	0	1	24
Gay	*26	4-8	4-8	0-0	2	1	2 1	0	2	12
Williams	7	1-4	0-0	1-2	4	1	0 1	0	0	3
Franklin, L.	8	2-2	1-1	1-2	2	1	2 1	0	0	6
Carlwell	16	2-5	1-1	3-4	10	5	1 1	3	1	8
Shelton	7	1-1	1-1	0-0	1	0	0 0	0	0	3
Rahon	21	5-9	4-8	0-1	2	2	3 2	0	0	14
Franklin, J.	15	1-3	1-2	1-2	2	1	1 1	1	0	4
Cheriet	15	3-6	2-5	0-1	3	2	1 1	1	1	8
Team					1					
<b>Totals</b>	<b>200</b>	<b>35-65</b>	<b>17-33</b>	<b>9-15</b>	<b>45</b>	<b>19</b>	<b>20 11</b>	<b>11</b>	<b>6</b>	<b>96</b>

Halftime: San Diego State 53, Wyoming 22. FG%: San Diego State 53.8, Wyoming 29.7. 3FG%: San Diego State 51.5, Wyoming 25.0. FT%: Wyoming 68.2, San Diego State 60.0. Officials: Mark Reischling, Bill Gracey, Doran Gotschall. Technicals: None.



# Game 23

#7/6 San Diego State 56  
Colorado State 54

Feb. 2, 2011 ♦ Fort Collins, Colo.  
Moby Arena ♦ Att.: 7,353

FORT COLLINS, Colo. - San Diego State senior guard D.J. Gay hit a 19-foot jumper from the wing with 1.8 seconds left in regulation to lift the No. 7/6 Aztecs to a 56-54 victory at Colorado State.

CSU's Travis Franklin converted a layup to tie the game at 54 with 10.1 seconds left to set up the winning sequence for SDSU.

Malcolm Thomas inbounded the ball to Gay, who brought the ball up the court. The guard faked a dribble drive into the middle of the key and went left and nailed a fadeaway jumper over Dorian Green to give the Aztecs a two-point lead with 1.8 seconds left in the game.

The Rams had one last chance at a desperation play, but a length-of-the-court pass was intercepted by Gay and SDSU escaped Moby Arena with its 11th straight decision over Colorado State.

San Diego State carried a 31-29 lead at halftime after a late 6-0 Rams surge cut the Aztec lead to two at the intermission.

In the second half, CSU led by as many as six with 14:52 left in regulation, but the Aztecs wiped the deficit away and led by six points themselves with 6:46 to go in the game. The Rams tied the game at 52 before a Billy White jumper put SDSU up 54-52 with 2:20 left, which set up the final two aforementioned plays.

Kawhi Leonard finished with 12 points and a game-high 15 rebounds, while James Rahon contributed a team-high 15 points off the bench for SDSU.

SDSU	MP	FG	3FG	FT	R	F	A TO	B	S	TP
Thomas	*30	3-8	0-1	0-0	6	2	0 5	1	2	6
Leonard	*36	5-14	0-2	2-2	15	3	4 4	0	0	12
White	*26	4-8	0-0	1-2	3	3	2 2	0	0	9
Tapley	*23	1-5	1-3	2-2	0	2	1 0	0	0	5
Gay	*37	3-9	0-3	0-0	3	1	4 0	0	2	6
Carlwell	11	0-1	0-1	0-0	1	2	0 0	0	1	0
Shelton	6	0-0	0-0	0-0	2	4	0 1	0	1	0
Rahon	22	5-7	3-4	2-3	1	0	0 1	0	1	15
Franklin, J.	3	1-2	0-1	1-1	0	0	0 0	0	0	3
Cheriet	6	0-1	0-1	0-0	1	1	0 0	0	0	0
Team					2					
<b>Totals</b>	<b>200</b>	<b>22-55</b>	<b>4-16</b>	<b>8-10</b>	<b>34</b>	<b>18</b>	<b>11 13</b>	<b>3</b>	<b>7</b>	<b>56</b>

CSU	MP	FG	3FG	FT	R	F	A TO	B	S	TP
Franklin	*27	5-8	0-0	2-4	6	4	4 4	0	0	12
Ogide	*37	6-18	0-1	6-8	12	1	0 2	0	1	18
Smith, G.	*18	2-6	0-0	3-4	2	3	2 0	0	0	7
Nigon	*28	1-3	1-3	0-0	3	1	3 2	1	2	3
Green	*34	3-9	1-4	0-0	5	1	4 0	0	0	7
Eikmeier	10	0-4	0-0	0-0	0	1	0 1	0	0	0
Hornung	25	1-2	0-0	1-1	4	4	0 1	1	2	2
Carr	6	0-0	0-0	0-0	1	0	1 0	0	1	0
McFarland	0+	0-0	0-0	0-0	0	0	0 0	0	0	0
Bell	6	1-1	0-0	2-3	1	0	0 1	0	0	4
Smith, D.	9	0-1	0-0	1-2	0	1	0 0	0	0	1
Team					3			1		
<b>Totals</b>	<b>200</b>	<b>19-52</b>	<b>2-8</b>	<b>14-22</b>	<b>37</b>	<b>16</b>	<b>14 12</b>	<b>2</b>	<b>6</b>	<b>54</b>

Halftime: San Diego State 31, Colorado State 29. FG%: San Diego State 40.0, Colorado State 36.5. 3FG%: San Diego State 25.0, Colorado State 25.0. FT%: San Diego State 80.0, Colorado State 63.6. Officials: Bob Staffen, Hal Lusk, Brad Gaston. Technicals: None.



# Game 24

#7/6 San Diego State 60  
TCU 53

Feb. 5, 2011 ♦ San Diego, Calif.  
Viejas Arena ♦ Att.: 12,414

SAN DIEGO - No. 7/6 San Diego State grinded through a 60-53 injury-marred game over visiting TCU at a sold-out Viejas Arena.

SDSU sophomore guard Chase Tapley rolled his ankle while attempting a fast-break layup and crumbled to the ground. He stayed on the floor for the entire TCU possession before being lifted from the game. Junior forward Tim Shelton, meanwhile, entered the game for one minute and came up gimpy on a play. He, too, was removed from the game and neither returned.

The injuries dampened the mood at Viejas Arena and the Aztecs methodically played through the first 20 minutes, rallied from an early six-point deficit and took a 28-24 lead at halftime.

After ending the first period with four straight points, San Diego State rode that momentum into the second half and opened with a 10-4 run to take an eight-point lead.

Down the stretch, the Aztecs extended their lead to 11 points on two occasions before the Horned Frogs got to within five points with 1:12 left in regulation. But four straight free throws by San Diego State thwarted any TCU comeback and the Aztecs recorded the seven-point victory.

Senior forward Billy White led all players with 19 points on the strength of a career-high 9-for-10 performance from the charity stripe. Frontcourt teammates Malcolm Thomas and Kawhi Leonard, meanwhile, had double-doubles. Thomas finished with 11 points and a game-high 14 rebounds, and Leonard had 11 points and 10 boards.

Hank Thorns led the Horned Frogs with 16 points and a game-high eight assists. Greg Hill chipped in with 12 points.

TCU	MP	FG	3FG	FT	R	F	A TO	B	S	TP
Fields	*34	2-9	0-1	2-2	4	4	1 1	2	0	6
Cerina	*15	2-4	0-0	1-2	3	5	0 1	0	0	5
Green	*38	3-6	1-3	1-2	4	3	1 0	1	0	8
Thorns	*40	6-21	2-7	2-3	4	4	8 2	1	0	16
Hill	*32	5-9	2-4	0-0	0	2	1 2	0	0	12
Ray	13	1-1	0-0	0-0	4	1	0 0	0	1	2
Gacessa	27	2-3	0-1	0-0	3	1	0 0	0	0	4
Kone	1	0-0	0-0	0-0	0	0	0 0	0	0	0
Team					5			1		
<b>Totals</b>	<b>200</b>	<b>21-53</b>	<b>5-16</b>	<b>6-9</b>	<b>27</b>	<b>20</b>	<b>11 7</b>	<b>4</b>	<b>1</b>	<b>53</b>

SDSU	MP	FG	3FG	FT	R	F	A TO	B	S	TP
Thomas	*35	4-9	0-0	3-6	14	4	1 3	1	0	11
Leonard	*35	5-13	0-0	1-2	10	1	2 2	1	1	11
White	*33	5-7	0-0	9-10	4	1	1 1	0	0	19
Tapley	*5	1-2	1-1	0-0	0	0	0 0	0	0	3
Gay	*40	4-11	0-3	1-2	2	0	6 0	0	1	9
Carlwell	9	0-3	0-1	0-0	2	0	0 0	0	0	0
Shelton	1	0-0	0-0	0-0	0	0	0 0	0	0	0
Rahon	33	1-5	1-3	4-4	2	2	0 1	0	1	7
Franklin, J.	7	0-1	0-1	0-0	2	0	1 0	0	0	0
Cheriet	2	0-0	0-0	0-0	0	1	0 0	0	0	0
Team					3					
<b>Totals</b>	<b>200</b>	<b>20-51</b>	<b>2-9</b>	<b>18-24</b>	<b>39</b>	<b>9</b>	<b>11 7</b>	<b>2</b>	<b>3</b>	<b>60</b>

Halftime: San Diego State 28, TCU 24. FG%: TCU 39.6, San Diego State 39.2. 3FG%: TCU 31.3, San Diego State 22.2. FT%: San Diego State 75.0, TCU 66.7. Officials: Dan Chrisman, Kevin Brill, Jimmy Casas. Technicals: None.



# Game 25

#6/6 San Diego State 85  
Utah 53

Feb. 8, 2011 ♦ San Diego, Calif.  
Viejas Arena ♦ Att.: 12,414

SAN DIEGO - No. 6 San Diego State held Utah to 27.6-percent shooting from the field and outscored the Utes, 48-21, in the first half as the Aztecs went on to post an 85-53 victory in front of a capacity crowd at Viejas Arena.

SDSU, which was already without the services of starting guard Chase Tapley and key reserve Tim Shelton due to injury, did not play like a short-handed team.

In the first half, San Diego State enjoyed four runs of 6-0 or greater to build its double-digit lead. The Aztecs shot 46.2 from the field, outrebounded the Utes by 10 and forced nine turnovers, which led to 12 points, and the home team went into the locker room with a 27-point cushion.

SDSU maintained its healthy lead for much of the start of the second half. An 11-4 Utah run, however, cut the Aztec lead to 20, but that would be as close as the Utes would get because seven unanswered San Diego State points pushed the visitors away for good. In fact, the Aztecs pushed its lead to 34 points in the final seconds before Will Clyburn's jumper provided the final score.


Nine of the 10 Aztecs who saw the floor scored with five scoring in double figures. D.J. Gay and Billy White each scored a team-high 15 points, and freshman Jamaal Franklin added 13 points and 10 rebounds for his first career double-double.

Kawhi Leonard also had a double-double with 12 points and a game-high 14 rebounds, and Brian Carlwell chipped in with 10 points off the bench. Malcolm Thomas, meanwhile, grabbed 10 rebounds.

UTAH	MP	FG	3FG	FT	R	F	A TO	B	S	TP
O'Brien	*28	4-9	0-1	0-2	2	5	1 0	0	0	8
Clyburn	*34	7-18	1-4	3-4	8	2	0 3	0	0	18
Foster	*23	2-8	0-0	0-0	8	3	1 2	4	1	4
Watkins, Jo.	*26	2-7	0-0	3-4	4	3	4 4	0	1	7
Glover	*38	4-10	1-3	0-0	4	1	3 1	0	0	9
Hines	12	0-2	0-2	0-2	0	1	0 3	0	0	0
Kupets	20	1-4	1-2	0-0	3	3	0 2	0	0	3
Dimaria	2	0-0	0-0	0-0	0	0	0 0	0	0	0
Washburn	17	2-4	0-0	0-0	3	3	0 0	1	0	4
Team					4					
<b>Totals</b>	<b>200</b>	<b>22-62</b>	<b>3-12</b>	<b>6-12</b>	<b>36</b>	<b>21</b>	<b>9 15</b>	<b>5</b>	<b>2</b>	<b>53</b>

SDSU	MP	FG	3FG	FT	R	F	A TO	B	S	TP
Thomas	*28	3-5	1-2	1-2	10	2	5 1	3	0	8
Leonard	*30	5-16	0-0	2-4	14	1	3 1	1	3	12
White	*23	6-9	0-0	3-4	3	3	1 0	0	0	15
Rahon	*29	2-5	1-2	3-5	2	1	0 1	0	0	8
Gay	*33	5-15	1-3	4-4	1	0	6 0	0	5	15
Williams	4	1-3	0-0	0-0	1	1	0 0	0	0	2
Franklin, L.	7	0-2	0-1	0-0	2	1	0 0	0	0	0
Carlwell	22	5-9	0-0	0-2	3	3	0 0	2	0	10
Franklin, J.	17	4-5	2-3	3-5	10	2	2 1	0	1	13
Cheriet	7	1-2	0-0	0-0	1	1	0 0	0	0	2
Team					3					
<b>Totals</b>	<b>200</b>	<b>32-71</b>	<b>5-11</b>	<b>16-26</b>	<b>50</b>	<b>15</b>	<b>17 4</b>	<b>6</b>	<b>9</b>	<b>85</b>

Halftime: San Diego State 48, Utah 21. FG%: San Diego State 45.1, Utah 35.5. 3FG%: San Diego State 45.5, Utah 25.0. FT%: San Diego State 61.5, Utah 50.0. Officials: John Higgins, Eric Curry, Shawn Lehigh. Technicals: San Diego State - Billy White.



# Game 26

#6/6 San Diego State 63  
UNLV 57

Feb. 12, 2011 ♦ Las Vegas, Nev.  
Thomas & Mack Center ♦ Att.: 18,557

LAS VEGAS - No. 6 San Diego State survived a furious second-half rally from the home-standing UNLV Runnin' Rebels and went 8-for-8 from the free-throw line in the final 95 seconds to emerge with a 63-57 victory before a sellout crowd at Thomas & Mack Center.

The Aztecs led 34-27 at halftime and continued to roll for the first 10 minutes of the second half when a James Rahon layup gave the visitors a 49-39 lead with 9:50 to go in regulation.

Then UNLV got going on both ends of the floor.

An 8-0 Rebel run brought UNLV to within two points with just over seven minutes left before two D.J. Gay free throws stopped the streak. Despite the two SDSU free throws, the Rebels continue to confuse the Aztecs and took a 55-54 lead as a result of a 16-5 run.

But in the final 2:24, UNLV attempted six three-point field goals, and seven field goals overall, and missed them all. On the flipside, San Diego State continued to attack the rim and was rewarded with trips to the free-throw line, a place where it knocked down nine straight, including eight in the final 95 seconds, to ice the game.

SDSU's precision from the charity stripe was evident the entire game as it finished an impressive 20-for-22. As good as the Aztecs were from the line, UNLV was bad from beyond the arc, going 1-for-15.

Gay led all players with 20 points and three assists while playing all 40 minutes. Kawhi Leonard had his fifth double-double in five career games vs. UNLV with 14 points and game-high 10 rebounds. Rahon, who was making his second straight start for the injured Chase Tapley, added 12 points.

Tre'Von Willis finished with a team-high 13 points for UNLV.

SDSU	MP	FG	3FG	FT	R	F	A TO	B	S	TP
Thomas	*34	3-5	0-0	3-4	7	4	2 2	1	0	9
Leonard	*38	4-13	1-1	5-5	10	3	0 3	0	0	14
White	*29	2-8	0-1	0-0	3	5	1 5	0	2	4
Rahon	*35	4-7	2-4	2-2	3	3	1 0	0	1	12
Gay	*40	6-12	0-1	8-9	3	0	3 0	0	1	20
Carlwell	16	1-2	0-0	2-2	5	3	0 3	1	0	4
Franklin, J.	7	0-0	0-0	0-0	1	0	0 1	0	0	0
Cheriet	1	0-0	0-0	0-0	0	1	0 0	0	0	0
Team					4					
<b>Totals</b>	<b>200</b>	<b>20-47</b>	<b>3-7</b>	<b>20-22</b>	<b>36</b>	<b>19</b>	<b>7 14</b>	<b>2</b>	<b>4</b>	<b>63</b>

UNLV	MP	FG	3FG	FT	R	F	A TO	B	S	TP
Stanback	*34	2-8	0-3	1-2	6	2	1 0	0	0	5
Thomas	*11	0-2	0-0	0-0	3	1	0 1	2	0	0
Bellfield	*35	5-14	0-5	2-2	2	2	2 2	0	1	12
Marshall	*35	3-9	0-2	2-4	5	3	1 1	0	1	8
Willis	*35	5-12	1-5	2-2	4	2	2 2	0	1	13
Jasper	11	0-2	0-0	2-2	1	2	1 0	0	0	2
Lopez	8	2-4	0-0	2-3	2	2	0 2	0	0	6
Massamba	21	5-5	0-0	1-4	6	3	1 0	0	1	11
Hawkins	10	0-2	0-0	0-0	1	0	0 0	0	0	0
Team					2					1
<b>Totals</b>	<b>200</b>	<b>22-58</b>	<b>1-15</b>	<b>12-19</b>	<b>32</b>	<b>17</b>	<b>8 9</b>	<b>2</b>	<b>4</b>	<b>57</b>

Halftime: San Diego State 34, UNLV 27. FG%: San Diego State 42.6, UNLV 37.9. 3FG%: San Diego State 42.9, UNLV 6.7. FT%: San Diego State 90.9, UNLV 63.2. Officials: Mike Littlewood, Rick Randall, Gerry Pollard. Technicals: None.



# Game 27

#6/6 San Diego State 68  
New Mexico 62

Feb. 16, 2011 ♦ San Diego, Calif.  
Viejas Arena ♦ Att.: 12,414

SAN DIEGO - Malcolm Thomas and Kawhi Leonard each scored a game-high 22 points and combined to grab 15 rebounds as No. 6 San Diego State defeated New Mexico, 68-62, at Viejas Arena.

The starting front court carried the Aztecs in all phases as they were responsible for 13 of SDSU's 21 field goals, 18 of 21 free throws, four of 10 assists, five of nine blocked shots and two of five steals.

In the first half, both teams traded baskets for the first 12 minutes and neither side enjoyed a lead of more than four points.

Then Thomas took control of the game by scoring four straight points and six of the Aztecs' next nine as San Diego State took a 24-17 lead as a result of its 9-1 overall run. SDSU eventually closed the half on a 16-8 run and took a 31-24 lead at halftime.

Much like its first-half closing scoring surge, SDSU was one point better coming out of the locker room, outscoring the Lobos, 16-7, to take a 47-33 lead with 12:10 left in the contest. Of the Aztecs' 16 points, half were scored by Leonard with Thomas chipping in with four.

Less than two minutes later, SDSU enjoyed another 14-point lead after a three-pointer by James Rahon. Then the Aztecs went cold from the field and missed seven straight field goals before Leonard ended the drought with 50 seconds left in the game. Fourteen San Diego State free throws in the final 10 minutes, however, neutralized New Mexico and it clinched the victory down the stretch.

Joining Leonard and Thomas in double figures was D.J. Gay, who had 11 points. The senior had his turnover-free minutes streak stopped at 177 with his first-half miscue.

UNM	MP	FG	3FG	FT	R	F	A TO	B	S	TP
Gordon	*33	6-12	0-0	1-1	9	4	0 4	3	1	13
Bairstow	*11	0-1	0-0	0-0	0	2	0 1	2	0	0
Gary	*38	6-11	1-2	5-7	7	4	4 1	0	3	18
Williams	*25	0-6	0-3	0-0	3	1	3 5	1	0	0
Snell	*34	4-8	3-4	3-3	5	2	2 3	0	0	14
Hardeman	21	4-8	0-0	1-2	3	3	1 1	1	0	9
Adams	2	0-0	0-0	0-0	0	1	0 0	0	0	0
Fenton	5	0-1	0-1	0-0	0	0	0 0	0	0	0
McDonald	24	1-4	1-2	3-4	4	4	3 2	1	1	6
Kirk	7	1-2	0-0	0-0	2	1	0 0	0	0	2
Team					4					
<b>Totals</b>	<b>200</b>	<b>22-53</b>	<b>5-12</b>	<b>13-17</b>	<b>37</b>	<b>22</b>	<b>13 17</b>	<b>8</b>	<b>5</b>	<b>62</b>

SDSU	MP	FG	3FG	FT	R	F	A TO	B	S	TP
Thomas	*37	6-12	0-0	10-12	6	1	1 2	4	0	22
Leonard	*38	7-19	0-0	8-10	9	5	3 1	1	2	22
White	*25	0-0	0-0	0-0	2	2	0 2	2	0	0
Rahon	*22	2-5	1-2	0-2	2	1	2 1	0	0	5
Gay	*40	3-9	3-4	2-4	2	1	3 2	0	2	11
Carlwell	14	1-3	0-0	1-3	6	4	0 1	2	1	3
Shelton	4	0-0	0-0	0-0	0	0	0 0	0	0	0
Tapley	20	2-4	1-2	0-0	2	2	1 0	0	0	5
Team					4					
<b>Totals</b>	<b>200</b>	<b>21-52</b>	<b>5-8</b>	<b>21-31</b>	<b>33</b>	<b>16</b>	<b>10 9</b>	<b>9</b>	<b>5</b>	<b>68</b>

Halftime: San Diego State 31, New Mexico 24. FG%: New Mexico 41.5, San Diego State 40.4. 3FG%: San Diego State 62.5, New Mexico 41.7. FT%: New Mexico 76.5, San Diego State 67.7. Officials: Scott Thornley, Randall McCall, Brad Ferrie. Technicals: None.



# Game 28

#6/6 San Diego State 70  
Air Force 58

Feb. 19, 2011 ♦ USAF Academy, Colo.  
Clune Arena ♦ Att.: 3,463

USAF ACADEMY, Colo. - No. 6 San Diego State weathered Air Force's first-half efficiency and used its advantage inside in the second half as the Aztecs defeated the Falcons, 70-58, at Clune Arena.

SDSU's 12th MWC victory of the season provided the visitor's with their school-record 27th win, which surpassed the 2008-09 team's record of 26.

Air Force ran its offense flawlessly and shot 54.2 percent from the field. Michael Lyons played a big part in the Falcon's efficiency as he was 6-of-7 from the field en route to 14 points in the opening frame.

On the flip side, it appeared as if San Diego State struggled to get accustomed to the noon MT start as evidenced by its 30.3 percent shooting. Four three-point field goals, however, kept the Aztecs in the game and trailed, 32-31, at halftime.

Coming out of the break, SDSU pounded the ball inside and dominated the boards on the both ends of the floor. Just in the second half, Malcolm Thomas had 13 points and eight rebounds and Kawhi Leonard added 10 points and eight rebounds of his own.

San Diego State shot only 41.7 percent in the second half, but went to the free-throw line 25 times, making 17, and outrebounded Air Force, 30-11, to pull away. SDSU also limited the Falcons to 23.1 shooting.

Thomas led all players with 20 points, marking the first time he has posted 20 or more points in consecutive games, and grabbed 13 rebounds. Leonard, meanwhile, scored 18 points and collected a game-high 15 boards. Chase Tapley, who came off the bench, chipped in with 10 points and a career-high eight rebounds.

SDSU	MP	FG	3FG	FT	R	F	A TO	B	S	TP
Thomas	*38	8-13	0-0	4-8	13	2	0 2	3	0	20
Leonard	*34	4-14	1-2	9-10	15	3	2 2	1	2	18
White	*25	1-4	0-0	5-5	3	4	3 3	0	1	7
Rahon	*21	1-7	1-7	0-0	3	1	1 0	0	0	3
Gay	*32	3-12	2-10	1-4	2	1	5 1	0	0	9
Carlwell	12	1-2	0-0	1-2	3	2	0 2	0	0	3
Shelton	4	0-0	0-0	0-0	0	2	0 0	0	0	0
Franklin, J.	7	0-0	0-0	0-0	2	1	0 0	0	0	0
Tapley	27	2-5	2-5	4-4	8	2	0 1	1	0	10
Team					1			2		
<b>Totals</b>	<b>200</b>	<b>20-57</b>	<b>6-24</b>	<b>24-33</b>	<b>50</b>	<b>18</b>	<b>11 13</b>	<b>5</b>	<b>3</b>	<b>70</b>

AFA	MP	FG	3FG	FT	R	F	A TO	B	S	TP
Fow	*17	4-9	2-5	2-2	3	1	1 1	2	0	12
Broekhuis	*13	1-2	0-1	0-0	1	4	0 0	0	0	2
Fletcher	*22	1-3	0-1	0-0	2	2	2 2	0	0	2
Lyons	*32	6-12	0-2	6-6	3	3	1 0	0	1	18
Washington	*34	2-5	0-1	2-3	5	2	5 1	1	1	6
Fitzgerald	16	1-4	0-2	0-0	3	3	0 1	0	2	2
Bohannon	9	0-1	0-0	0-0	1	2	0 0	0	0	0
Stewart	15	0-0	0-0	1-2	0	1	1 0	0	0	1
Brooks	28	4-14	2-7	5-9	3	1	2 1	1	2	15
Brakeville	14	0-0	0-0	0-0	1	4	0 1	1	0	0
Team					5					
<b>Totals</b>	<b>200</b>	<b>19-50</b>	<b>4-19</b>	<b>16-22</b>	<b>27</b>	<b>23</b>	<b>12 7</b>	<b>5</b>	<b>6</b>	<b>58</b>

Halftime: Air Force 32, San Diego State 31. FG%: Air Force 38.0, San Diego State 35.1. 3FG%: San Diego State 25.0, Air Force 21.1. FT%: San Diego State 72.7, Air Force 72.7. Officials: Larry Spaulding, Kelly Self, Ken Nielson. Technicals: Air Force - Team.



# Game 29

#7/7 Brigham Young 80  
#6/4 San Diego State 67

Feb. 26, 2011 ♦ San Diego, Calif.  
Viejas Arena ♦ Att.: 12,414

SAN DIEGO - No. 6/4 San Diego State allowed a staggering 14 three-point field goals and were upset at Viejas Arena by No. 7/7 Brigham Young in front of a nationally televised audience, 80-67.

The loss snapped the Aztecs seven-game winning streak and their 18-game homecourt winning streak. The decision also handed SDSU its second loss of the season, the first of which also came at the hands of the Cougars.

In the first half, BYU was carried by Jimmer Fredette's 13 points on an uncharacteristic 5-for-13 shooting. Also uncharacteristic was the 6-8 Noah Hartsock's 5-for-5 shooting performance, including three from behind the arc, en route to 13 first-half points.

With under eight minutes left in the first half, Hartsock scored five straight points to give the Cougars a 12-point lead. But SDSU responded with a 15-6 run to close the frame, including six from Billy White, and trailed, 38-35, at halftime.

BYU, which seemed to have an answer every time SDSU looked as if it were going to make a run, nursed a 47-44 lead after a James Rahon three with 13:13 left in regulation. The Cougars countered with a three from Fredette and a layup by Jackson Emery to up their lead to eight.

Minutes later, San Diego State made a late 6-1 charge and trailed 68-60 with 5:49 left, but BYU answered with a Charles Abouo three to put an end to the threat and SDSU's home winning streak.

Kawhi Leonard led SDSU with 17 points and a game-high 13 rebounds. Chase Tapley had 11 points, while White and Rahon each had 10.

Fredette led all players with 25 points and nine assists for BYU. Abouo finished with 18 points, Hartsock chipped in with 15 and Emery had 13.

BYU	MP	FG	3FG	FT	R	F	A TO	B	S	TP
Davies	*27	2-6	0-0	0-1	6	4	3 3	1	1	4
Hartsock	*39	6-7	3-4	0-0	5	2	3 1	4	0	15
Abouo	*34	6-11	4-5	2-2	9	3	1 1	1	2	18
Emery	*40	4-10	2-6	3-3	3	1	2 3	1	3	13
Fredette	*40	8-23	4-8	5-6	3	4	9 4	0	2	25
Anderson	5	0-0	0-0	0-0	2	1	0 0	0	0	0
Rogers	10	1-1	1-1	2-2	2	0	0 0	0	0	5
Collinsworth, K.	5	0-0	0-0	0-0	2	0	0 0	0	0	0
Team					1					
<b>Totals</b>	<b>200</b>	<b>27-58</b>	<b>14-24</b>	<b>12-14</b>	<b>33</b>	<b>15</b>	<b>18 12</b>	<b>7</b>	<b>8</b>	<b>80</b>

SDSU	MP	FG	3FG	FT	R	F	A TO	B	S	TP
Thomas	*31	3-10	0-1	3-5	11	1	1 2	1	0	9
Leonard	*34	6-14	1-3	4-5	13	3	4 3	0	3	17
White	*26	5-9	0-0	0-2	3	5	2 1	2	1	10
Tapley	*27	4-11	1-5	2-2	2	2	1 2	0	3	11
Gay	*35	2-7	2-5	0-0	3	1	3 1	0	0	6
Carlwell	10	2-2	0-0	0-0	2	0	0 0	0	0	4
Shelton	10	0-2	0-0	0-0	2	0	0 0	0	0	0
Rahon	27	3-8	2-3	2-2	1	1	3 1	0	1	10
Team					2					
<b>Totals</b>	<b>200</b>	<b>25-63</b>	<b>6-17</b>	<b>11-16</b>	<b>39</b>	<b>13</b>	<b>14 11</b>	<b>3</b>	<b>8</b>	<b>67</b>

Halftime: Brigham Young 38, San Diego State 35. FG%: Brigham Young 46.6, San Diego State 39.7. 3FG%: Brigham Young 58.3, San Diego State 35.3. FT%: Brigham Young 85.7, San Diego State 68.8. Officials: Scott Thornley, Mike Reed, Tony Padilla. Technicals: None.



# Game 30

#9/9 San Diego State 85  
Wyoming 58

March 1, 2011 ♦ Laramie, Wyo.  
Arena-Auditorium ♦ Att.: 4,518

LARAMIE, Wyo. - No. 9 San Diego State rebounded from a tough home loss to BYU with a 85-58 rout of Wyoming at Arena-Auditorium.

The victory gave the Aztecs their school-record tying 13th Mountain West Conference victory, their first win in Laramie since 2008 and their largest margin of victory ever in a MWC road game (27 points).

Both teams started off slow, but SDSU managed to get going following a Jamaal Frankling jumper in the corner. The freshman's bucket led to 11 unanswered points and gave the Aztecs a 25-15 lead.

The Cowboys' Joe Hudson snapped San Diego State's run with a three-pointer, but the Aztecs continued to roll as the half came to a close, outscoring the Pokes, 12-2, to lead 37-20 at the intermission.

In the second half, SDSU maintained its comfortable lead and extended it to 27 points with more than 11 minutes remaining in the game. Wyoming got as close as 21 points with 5:27 left in the contest, but would ultimately suffer its first home loss under interim head coach Fred Langley.

All 11 Aztecs who saw the court scored at least two points. Malcolm Thomas led the way with 15 points and a game-high 11 rebounds. Brian Carlwell shared team-high honors with Thomas after he scored 15 points off the bench, while grabbing eight rebounds. Kawhi Leonard, meanwhile, added 12 points and nine rebounds and D.J. Gay chipped in with 11 points.

Desmar Jackson led the Cowboys with a game-high 16 points and Djibril Thiam scored 13.

SDSU	MP	FG	3FG	FT	R	F	A TO	B	S	TP
Thomas	*29	6-9	0-0	3-3	11	2	2 1	2	0	15
Leonard	*23	3-5	0-1	6-9	9	3	2 4	0	3	12
White	*22	3-4	0-0	0-0	1	3	0 1	0	0	6
Tapley	*25	2-5	0-2	2-2	3	2	2 2	0	1	6
Gay	*30	4-11	1-5	2-3	2	0	3 2	0	3	11
Williams	3	1-1	0-0	0-0	0	0	0 0	0	0	2
Franklin, L.	3	1-1	0-0	0-0	0	0	1 1	0	0	2
Carlwell	17	6-9	0-0	3-4	8	1	1 1	2	0	15
Rahon	21	2-6	1-2	0-0	1	2	0 1	0	0	5
Franklin, J.	17	3-8	0-2	0-0	4	2	1 2	0	0	6
Cheriet	10	1-2	0-1	3-3	1	3	0 0	0	0	5
Team					3					
<b>Totals</b>	<b>200</b>	<b>32-61</b>	<b>2-13</b>	<b>19-24</b>	<b>43</b>	<b>18</b>	<b>12 15</b>	<b>4</b>	<b>7</b>	<b>85</b>

WYO	MP	FG	3FG	FT	R	F	A TO	B	S	TP
M'Baye	*31	4-14	0-4	0-1	7	4	1 4	1	0	8
Thiam	*30	4-6	0-1	5-6	2	4	0 0	1	1	13
Waddell	*24	1-3	1-2	1-2	4	3	0 2	2	1	4
Jackson	*35	7-15	0-3	2-5	6	2	2 3	0	2	16
Cruz	*30	4-5	0-0	1-1	1	2	3 3	0	1	9
Luster	14	0-2	0-1	0-1	2	3	0 0	0	0	0
Bouedo	14	0-4	0-3	1-2	1	1	1 2	0	0	1
Hudson	11	1-2	1-2	0-0	0	0	0 1	0	0	3
Harrison	11	2-3	0-0	0-0	2	0	0 2	0	1	4
Team					1					
<b>Totals</b>	<b>200</b>	<b>23-54</b>	<b>2-16</b>	<b>10-18</b>	<b>26</b>	<b>19</b>	<b>7 17</b>	<b>4</b>	<b>7</b>	<b>58</b>

Halftime: San Diego State 37, Wyoming 20. FG%: San Diego State 52.5, Wyoming 42.6. 3FG%: San Diego State 15.4, Wyoming 12.5. FT%: San Diego State 79.2, Wyoming 55.6. Officials: Mark Whitehead, Eric Curry, Rick Randall. Technicals: San Diego State - Billy White, Wyoming - Amath M'Baye.



# Game 31

#9/9 San Diego State 66  
Colorado State 48

March 5, 2011 ♦ San Diego, Calif.  
Viejas Arena ♦ Att.: 12,414

SAN DIEGO - No. 9 San Diego State earned its fifth Mountain West Conference championship and its second regular-season title after defeating Colorado State, 66-48, on Senior Night in Viejas Arena.

SDSU, which shared the conference title with Brigham Young, extended its school-record win total to 29 and established the program record for MWC wins in a single season with 14 as a result of the decision.

The Aztecs looked poised to run away with the game early, jumping out to a 15-6 lead. CSU, however, forced San Diego State into missing nine consecutive shots, including five straight three-point attempts. During this time, Colorado State went on a run offensively, rattling off 13 unanswered points to take a 19-15 lead before ultimately heading into the locker room tied with the Aztecs at 27.

Rams forward Andy Ogide hit a jumper to open the second half to put CSU up 29-27, but that would be the last time the visitors would be out in front for the rest of the contest. San Diego State started a 10-0 run on the next possession and never looked back as the its lead eventually swelled to 17 before the Aztecs capped the 18-point win.

Kawhi Leonard finished with 17 points and 12 rebounds and senior Billy White added 13 points. White's classmates, Malcolm Thomas (8 points), D.J. Gay (7 points), Brian Carlwell (4 points) and Mehdi Cheriet (2 points), all scored and grabbed at least one rebound in their final game at Viejas Arena.

CSU	MP	FG	3FG	FT	R	F	A TO	B	S	TP
Franklin	*24	1-4	0-0	1-2	4	3	2 5	0	2	3
Ogide	*33	4-11	0-1	3-4	7	1	0 1	0	2	11
Smith, G.	*24	2-8	0-2	4-6	3	4	2 1	0	1	8
Nigon	*12	0-1	0-1	0-0	1	1	0 3	0	0	0
Green	*26	2-4	1-1	0-1	4	2	0 0	0	0	5
Eikmeier	29	3-7	1-3	2-2	3	0	4 2	0	0	9
Hornung	24	2-4	0-1	0-0	1	2	0 0	1	2	4
Wiltz	1	0-1	0-1	0-0	0	0	0 0	0	0	0
Sabas	1	0-0	0-0	0-0	1	0	0 0	0	0	0
Carr	13	1-3	0-1	0-0	2	0	0 2	0	0	2
Bell	11	3-5	0-0	0-0	1	2	0 1	0	0	6
Smith, D.	2	0-1	0-1	0-0	0	0	0 0	0	1	0
Team					3					
<b>Totals</b>	<b>200</b>	<b>18-49</b>	<b>2-12</b>	<b>10-15</b>	<b>30</b>	<b>15</b>	<b>8 15</b>	<b>1</b>	<b>8</b>	<b>48</b>

SDSU	MP	FG	3FG	FT	R	F	A TO	B	S	TP
Thomas	*26	2-2	0-0	4-4	3	2	2 1	1	0	8
Leonard	*35	4-10	0-2	9-10	12	0	2 2	1	1	17
White	*28	6-6	0-0	1-1	5	4	2 0	3	1	13
Tapley	*26	4-7	1-3	0-0	2	1	2 2	0	2	9
Gay	*37	3-14	1-9	0-0	0	0	1 2	0	1	7
Carlwell	15	1-1	0-0	2-2	4	0	0 1	2	0	4
Shelton	12	1-2	0-0	0-0	1	3	0 0	0	0	2
Rahon	16	0-4	0-3	0-0	0	2	0 0	0	0	0
Franklin, J.	4	1-2	0-1	2-2	1	0	0 1	0	0	4
Cheriet	1	1-2	0-0	0-0	1	0	0 1	0	0	2
Team					0					
<b>Totals</b>	<b>200</b>	<b>23-50</b>	<b>2-18</b>	<b>18-19</b>	<b>29</b>	<b>12</b>	<b>9 10</b>	<b>8</b>	<b>5</b>	<b>66</b>

Halftime: San Diego State 27, Colorado State 27. FG%: San Diego State 46.0, Colorado State 36.7. 3FG%: Colorado State 16.7, San Diego State 11.1. FT%: San Diego State 94.7, Colorado State 66.7. Officials: Larry Spaulding, Ken Nielson, Martin Cota. Technicals: None.



# Game 32

(2) #7/6 San Diego State 64  
(7) Utah 50

March 10, 2011 ♦ Las Vegas, Nev.  
Thomas & Mack Center ♦ Att.: 12,325

LAS VEGAS - Second-seeded and No. 7/6 San Diego State used a 13-3 run over the final 6:17 of the first half to put away seventh-seeded Utah, 64-50, in the quarterfinal round of the 2011 Conoco Mountain West Conference Championship.

The Utes looked poised to hang with the regular-season co-champions as they found themselves trailing, 14-12, with eight minutes remaining. SDSU's James Rahon, however, nailed a three and that spurred the aforementioned 13-3 run to give the Aztecs a 30-15 lead at halftime.

After closing the the first half on a low note, Utah came out with energy and immediately went on an 8-2 run, which cut the San Diego State lead to nine with more than 16 minutes left in regulation.

But like the first half, the Aztecs ended any Ute dream of a comeback as they scored nine straight points as part of a 14-2 run to open up a 21-point lead.

To Utah's credit, it fought back and trimmed San Diego State's lead to 12 with 2:35 left on the clock, but Billy White made four consecutive free throws in the final minutes to eliminate the Utes.


Malcolm Thomas nearly recorded San Diego State's first-ever triple-double with 13 points, 10 rebounds and career-high eight assists. Kawhi Leonard added a double-double of his own with 13 points and 12 rebounds, while White chipped in with 11 points and a season-high nine rebounds.

Jamaal Franklin also got into the act coming off the bench. The freshman scored nine points and had two steals in 11 minutes after connecting on a career-high three three-pointers.

(7) UTAH	MP	FG	3FG	FT	R	F	A TO	B	S	TP
O'Brien	*36	3-7	0-2	0-0	6	2	1 4	0	1	6
Clyburn	*34	7-13	3-6	3-4	7	1	0 4	1	2	20
Foster	*20	3-5	0-0	0-0	7	3	0 1	4	0	6
Watkins	*39	5-14	0-1	2-2	2	4	6 4	0	1	12
Glover	*25	1-8	0-3	0-0	2	1	0 1	2	0	2
Hines	16	0-1	0-0	0-0	0	0	0 0	0	0	0
Kupets	7	0-1	0-1	0-0	1	0	1 4	0	0	0
Dimaria	0+	0-0	0-0	0-0	0	0	0 0	0	0	0
Washburn	23	2-4	0-0	0-0	4	2	0 2	0	0	4
Team					1					
<b>Totals</b>	<b>200</b>	<b>21-53</b>	<b>3-13</b>	<b>5-6</b>	<b>30</b>	<b>13</b>	<b>8 20</b>	<b>7</b>	<b>4</b>	<b>50</b>

(2) SDSU	MP	FG	3FG	FT	R	F	A TO	B	S	TP
Thomas	*34	6-10	0-0	1-4	10	2	8 2	1	0	13
Leonard	*25	6-13	1-2	0-0	12	1	2 0	0	2	13
White	*29	3-8	0-1	5-6	9	2	1 3	1	1	11
Tapley	*27	3-9	1-3	0-0	0	0	5 3	0	3	7
Gay	*35	1-9	1-6	0-0	2	1	1 2	0	1	3
Carlwell	12	0-2	0-0	3-4	1	0	0 3	0	0	3
Shelton	4	1-1	0-0	0-2	2	0	0 0	0	0	2
Rahon	23	1-3	1-2	0-0	0	1	1 0	0	1	3
Franklin, J.	11	3-5	3-4	0-0	1	2	0 3	1	2	9
Team					5					
<b>Totals</b>	<b>200</b>	<b>24-60</b>	<b>7-18</b>	<b>9-16</b>	<b>42</b>	<b>9</b>	<b>18 16</b>	<b>3</b>	<b>10</b>	<b>64</b>

Halftime: San Diego State 30, Utah 15. FG%: San Diego State 40.0, Utah 39.6. 3FG%: San Diego State 38.9, Utah 23.1. FT%: Utah 83.3, San Diego State 56.3. Officials: Bob Staffen, Dan Chrisman, Martin Cota. Technicals: None.



# Game 33

(2) #7/6 San Diego State 74  
(3) UNLV 72

March 11, 2011 ♦ Las Vegas, Nev.  
Thomas & Mack Center ♦ Att.: 18,500

LAS VEGAS - Second-seeded and No. 7/6 San Diego State continued its dominance of UNLV and defeated the Runnin' Rebels, 74-72, after D.J. Gay converted a short jumper in the final seconds in the semifinal round of the 2011 Conoco Mountain West Conference Championship.

With the game knotted at 72 and under 20 seconds to go in regulation, the senior guard faked right and drove to his left and knocked down a short floater to give the Aztecs a two-point lead with 4.9 seconds left on the clock. A desperation and contested three by Tre'Von Willis was off the mark and SDSU secured a spot in the finals.

The Aztecs found themselves with a 44-34 lead at halftime and enjoyed a lead for the entire second period until a Chase Stanback layup knotted the score at 66 with 4:05 left to play.

Stanback, who had 14 first-half points and finished with a game-high 22, later knocked down two free throws to lift UNLV to a 68-66 advantage. He then hit a jumper with 58 seconds to play, which gave the home squad a 72-70 lead.

Malcolm Thomas tied the game at 72 with a pair of free throws with 43 seconds to go. UNLV called timeout and Chase Tapley read the Runnin' Rebels set play perfectly and stole the ball, which led to the final game-winning sequence.

Four players scored in double figures for the Aztecs, who defeated UNLV for a school-record fifth straight time and beat the Rebels on their home floor for the third consecutive outing. Kawhi Leonard scored 18, while Gay added 15. Thomas and Billy White, meanwhile, chipped in with 13 and 12, respectively.

(2) SDSU	MP	FG	3FG	FT	R	F	A TO	B	S	TP
Thomas	*34	3-5	0-0	7-10	8	3	5 3	0	2	13
Leonard	*33	7-13	0-1	4-4	8	4	1 3	2	2	18
White	*31	5-13	0-2	2-2	3	2	2 1	1	0	12
Tapley	*27	1-4	0-0	0-0	6	2	1 2	0	1	2
Gay	*40	6-11	3-4	0-0	2	1	1 4	0	2	15
Carlwell	9	0-1	0-0	0-0	2	2	1 0	0	0	0
Shelton	6	1-2	0-0	0-0	0	1	0 0	0	0	2
Rahon	12	2-4	1-1	0-0	2	0	1 1	0	1	5
Franklin, J.	8	2-3	1-2	2-3	0	1	0 0	0	0	7
Team					0					
<b>Totals</b>	<b>200</b>	<b>27-56</b>	<b>5-10</b>	<b>15-19</b>	<b>31</b>	<b>16</b>	<b>12 14</b>	<b>3</b>	<b>8</b>	<b>74</b>

(3) UNLV	MP	FG	3FG	FT	R	F	A TO	B	S	TP
Thomas	*16	3-4	0-0	0-0	3	4	0 1	0	0	6
Stanback	*32	9-17	2-5	2-2	6	2	1 1	1	2	22
Bellfield	*36	4-13	1-5	0-0	4	1	5 4	0	1	9
Marshall	*31	2-3	0-0	8-8	4	1	3 0	1	1	12
Willis	*37	6-14	2-5	5-6	3	0	3 3	0	3	19
Jasper	10	0-0	0-0	0-0	4	0	0 0	0	0	0
Lopez	13	0-3	0-0	0-0	1	2	0 1	0	1	0
Massamba	11	0-0	0-0	0-0	2	4	1 0	0	0	0
Hawkins	14	1-1	0-0	2-2	2	2	1 2	0	0	4
Team					3					
<b>Totals</b>	<b>200</b>	<b>25-55</b>	<b>5-15</b>	<b>17-18</b>	<b>32</b>	<b>16</b>	<b>14 12</b>	<b>2</b>	<b>8</b>	<b>72</b>

Halftime: San Diego State 44, UNLV 34. FG%: San Diego State 48.2, UNLV 45.5. 3FG%: San Diego State 50.0, UNLV 33.3. FT%: UNLV 94.4, San Diego State 78.9. Officials: Scott Thornley, Bob Staffen, Mike Littlewood. Technicals: None.



# Game 34

(2) #7/6 San Diego State 72  
 (1) #8/8 Brigham Young 54  
 March 12, 2011 ♦ Las Vegas, Nev.  
 Thomas & Mack Center ♦ Att.: 18,500

LAS VEGAS - For the second consecutive season, second-seeded and No. 7/6 San Diego State won the Conoco Mountain West Conference Championship after it defeated top-seeded and eighth-ranked Brigham Young, 72-54.

The tournament title is third for SDSU and the Aztecs joined UNLV as the only two MWC schools to win back-to-back championships.

In two losses to BYU this season, San Diego State's largest lead was four points. SDSU opened the game with five consecutive points and jumped out to a 26-15 lead thanks to a 14-3 run spurred by 10 points in the paint.

The final four points of the streak were courtesy of Billy White, who would end up scoring 10 straight points for San Diego State. Between him (14) and Kawhi Leonard (7), the duo scored the Aztecs' final 21 points en route to a 43-31 halftime edge.

SDSU continued to roll, opening the second half on a 14-4 run to stretch its lead to 22 points. Jimmer Fredette, meanwhile, scored 10 points in less than four minutes to help the Cougars go on a 17-5 run, which cut the Aztecs' lead to 10 with 5:01 left.

But San Diego State answered with 10 unanswered points, six of which were in the paint, before settling for the 18-point victory.

The Aztecs, who enjoyed a 40-16 advantage in points in the paint, were led by White's 21 points and career-high 12 rebounds. Leonard added 20 points and eight rebounds, while Chase Tapley chipped in with 14.

Fredette led all scorers with 30 points.

(2) SDSU	MP	FG	3FG	FT	R	F	A	T	O	B	S	TP
Thomas	*33	4-10	0-0	1-3	7	2	3	0	2	1	1	9
Leonard	*35	9-16	2-3	0-0	8	2	1	3	0	0	0	20
White	*31	7-12	0-0	7-7	12	2	2	2	0	5	21	
Tapley	*27	5-10	2-4	2-2	3	2	1	1	0	2	14	
Gay	*34	0-3	0-2	0-0	1	1	2	0	0	0	0	0
Carlwell	11	1-3	0-0	1-2	2	0	0	0	0	0	0	3
Shelton	5	1-1	1-1	0-0	1	0	0	0	0	0	0	3
Rahon	16	1-5	0-3	0-0	2	2	2	0	0	0	0	2
Franklin, J.	8	0-2	0-2	0-0	1	1	1	0	0	0	0	0
Team					4							
<b>Totals</b>	<b>200</b>	<b>28-62</b>	<b>5-15</b>	<b>11-14</b>	<b>41</b>	<b>12</b>	<b>12</b>	<b>6</b>	<b>2</b>	<b>8</b>	<b>72</b>	

(1) BYU	MP	FG	3FG	FT	R	F	A	T	O	B	S	TP
Abouo	*32	2-5	1-3	0-0	5	1	0	1	0	0	0	5
Collinsworth, K.	*30	1-4	0-0	0-0	7	2	3	2	0	1	2	
Hartsock	*34	2-10	0-5	0-0	6	2	2	1	2	0	4	
Emery	*36	4-11	3-8	0-0	5	2	0	0	0	1	11	
Fredette	*40	10-25	2-7	8-11	6	0	2	4	0	0	30	
Magnusson	2	0-0	0-0	0-0	0	0	0	0	0	0	0	0
Zylstra	5	0-0	0-0	0-0	0	0	0	0	0	0	0	0
Anderson	14	0-3	0-0	0-0	2	3	0	0	2	0	0	
Rogers	7	0-1	0-1	2-2	1	0	0	1	0	0	2	
Team					4							
<b>Totals</b>	<b>200</b>	<b>19-59</b>	<b>6-24</b>	<b>10-13</b>	<b>36</b>	<b>10</b>	<b>7</b>	<b>9</b>	<b>4</b>	<b>2</b>	<b>54</b>	

**Halftime:** San Diego State 43, Brigham Young 31. **FG%:** San Diego State 45.2, Brigham Young 32.2. **3FG%:** San Diego State 33.3, Brigham Young 25.0. **FT%:** San Diego State 78.6, Brigham Young 76.9. **Officials:** Scott Thornley, Randy McCall, Larry Spaulding. **Technical:** San Diego State - Malcolm Thomas.



# Game 35

(2) #6/5 San Diego State 68  
 (15) Northern Colorado 50  
 March 17, 2011 ♦ Tucson, Ariz.  
 McKale Center ♦ Att.: 10,101

TUCSON, Ariz. - No. 6/5 San Diego State, the No. 2 seed in the West Region, picked up its first-ever Division I NCAA Tournament victory with a 68-50 win over 15th-seeded Northern Colorado at McKale Center.

The Aztecs, who were making their seventh NCAA Tournament appearance, snapped a six-game losing streak in the Division I tournament.

San Diego State struggled in the first half as they made just 32.4 percent of its shots, many of which were at the rim. Kawhi Leonard, Billy White and Chase Tapley, however, were effective as they combined for 26 of SDSU's 30 first-half points. Despite getting production from the aforementioned trio, the Aztecs had trouble stopping the Bears, but still led, 30-24, at halftime.

Early in the second half, Northern Colorado's Devon Beitzel cut the SDSU lead to three with one of his six three-pointers, but the Aztecs had an answer. San Diego State received back-to-back threes from D.J. Gay and James Rahon, a jumper from Rahon, another three from Rahon and a jumper from White to turn in a 13-0 run, which gave SDSU a 16-point lead.

The Bears cut their deficit to 12 after consecutive buckets, but would get no closer as the Aztecs secured a spot in the third round against Temple.

Leonard finished with 21 points and 10 rebounds, while White recorded his second straight double-double with 12 points and a career-high 13 boards. Also in double-figures were Tapley (14 points) and Rahon (12 points).

Beitzel led all players with 25 points and Chris Kaba added 10 points in a losing effort.

NC	MP	FG	3FG	FT	R	F	A	T	O	B	S	TP
Kaba	*38	4-14	1-6	1-3	6	0	2	1	0	1	0	10
Kingman	*19	0-5	0-3	0-0	1	3	2	2	0	0	0	0
Montgomery	*33	1-6	0-1	0-0	12	0	1	1	0	0	2	
Lloyd	*36	4-7	1-1	0-0	2	1	3	2	0	0	9	
Beitzel	*37	8-17	6-10	3-3	3	2	0	1	0	1	25	
Addo	9	1-2	0-0	0-2	0	0	0	0	0	0	2	
Garnica	4	0-1	0-1	0-0	0	0	0	1	0	0	0	
Unruh	5	0-0	0-0	0-0	1	0	0	0	0	0	0	
Proctor	19	1-4	0-0	0-0	6	1	0	0	0	0	2	
Team					2					1		
<b>Totals</b>	<b>200</b>	<b>19-56</b>	<b>8-22</b>	<b>4-8</b>	<b>33</b>	<b>7</b>	<b>8</b>	<b>9</b>	<b>0</b>	<b>2</b>	<b>50</b>	

SDSU	MP	FG	3FG	FT	R	F	A	T	O	B	S	TP
Thomas	*26	2-6	0-0	0-1	4	1	1	0	1	0	4	
Leonard	*36	9-14	3-5	0-0	10	2	2	1	1	0	21	
White	*34	5-13	1-2	1-2	13	2	2	1	0	3	12	
Tapley	*27	5-11	2-6	2-3	4	2	3	1	1	1	14	
Gay	*34	2-11	1-5	0-0	4	0	3	0	1	0	5	
Carlwell	10	0-2	0-0	0-0	4	1	0	0	1	0	0	
Shelton	10	0-2	0-1	0-0	2	0	0	0	0	0	0	
Rahon	21	4-7	2-3	2-2	1	0	0	0	0	1	12	
Franklin, J.	2	0-0	0-0	0-0	0	0	0	0	0	0	0	
Team					3					1		
<b>Totals</b>	<b>200</b>	<b>27-66</b>	<b>9-22</b>	<b>5-8</b>	<b>45</b>	<b>8</b>	<b>11</b>	<b>4</b>	<b>5</b>	<b>5</b>	<b>68</b>	

**Halftime:** San Diego State 30, Northern Colorado 24. **FG%:** San Diego State 40.9, Northern Colorado 33.9. **3FG%:** San Diego State 40.9, Northern Colorado 36.4. **FT%:** San Diego State 62.5, Northern Colorado 50.0. **Officials:** Ted Valentine, Greg Nixon, Terry M. Moore. **Technical:** None.

# San Diego State Single Season Records

## Points

Rk	DI	Name	Pts.	Yr.
1.	1.	Michael Cage (Sr.)	686	84
2.	2.	•Brandon Heath (Sr.)	637	07
3.	3.	Anthony Watson (Sr.)	630	86
4.	4.	•Brandon Heath (Jr.)	607	06
5.	-	Bob Brady (Jr.)	585	53
6.	5.	•Randy Holcomb (Sr.)	558	02
7.	6.	Michael Cage (Jr.)	547	83
8.	7.	Anthony Watson (Jr.)	544	85
9.	8.	•Brandon Heath (So.)	532	05
9.	8.	Kim Goetz (Sr.)	532	79
11.	10.	•Kawhi Leonard (So.)	529	11
11.	-	Tony Pinkins (Sr.)	529	57
13.	-	Bernie Finlay (Sr.)	522	60
13.	-	Tony Pinkins (Jr.)	522	56
15.	11.	Shawn Jamison (Jr.)	520	90
15.	11.	Steve Copp (Sr.)	520	76
13.	•Tony Bland (Jr.)	519	02	
14.	•Mohamed Abukar (Sr.)	505	07	
15.	•Kyle Spain (Sr.)	504	09	
16.	•Marcus Slaughter (Jr.)	494	06	
17.	•Al Faux (Sr.)	494	02	
18.	Marty Dow (Sr.)	494	91	
19.	Tony Bland (Sr.)	493	03	
20.	•Lorenzo Wade (Jr.)	487	08	
21.	•Aerick Sanders (Sr.)	482	04	
22.	Will Connelly (Jr.)	481	76	
23.	•Marcus Slaughter (So.)	480	05	
24.	Will Connelly (So.)	479	75	
25.	Jason Richey (Jr.)	474	97	

## Scoring Average

Rk	DI	Name (Class)	PPG	Yr.
1.	1.	Michael Cage (Sr.)	24.5	84
2.	2.	Anthony Watson (Sr.)	22.5	86
3.	-	Bob Brady (Jr.)	20.9	53
4.	3.	Kim Goetz (Sr.)	20.5	79
5.	-	Bernie Finlay (Sr.)	20.1	60
6.	-	Tony Pinkins (Sr.)	19.6	57
7.	4.	Michael Cage (Jr.)	19.5	83
8.	5.	•Brandon Heath (Sr.)	19.3	07
9.	-	Bob Brady (Sr.)	18.7	54
10.	6.	•Brandon Heath (Jr.)	18.4	06
10.	-	Von Jacobsen (So.)	18.4	69
12.	7.	•Brandon Heath (So.)	18.34	05
13.	8.	Carlus Groves (Sr.)	18.27	94
14.	-	Tony Pinkins (Jr.)	18.0	56
9.	Steve Copp (Sr.)	17.9	76	
10.	•Marcus Slaughter (So.)	17.8	05	
11.	Will Connelly (So.)	17.7	75	
12.	Jason Richey (Jr.)	17.6	97	
13.	Anthony Watson (Jr.)	17.5	85	
14.	Steve Malovic (Sr.)	17.44	79	
15.	Jason Richey (Sr.)	17.36	98	
16.	Zach Jones (Jr.)	17.1	81	
17.	•Al Faux (Sr.)	17.0	02	
17.	Marty Dow (Sr.)	17.0	91	
19.	•Randy Holcomb (Sr.)	16.91	02	
20.	Kim Goetz (Jr.)	16.89	78	
21.	Shawn Jamison (Jr.)	16.8	90	
22.	Will Connelly (Jr.)	16.6	76	
23.	•Marcus Slaughter (Jr.)	16.5	06	
24.	•Tony Bland (Sr.)	16.4	03	
25.	Tony Ross (Fr.)	16.3	87	

## Rebounds

Rk	DI	Name (Class)	Rebs.	Yr.
1.	-	Al Skalecky (Jr.)	394	67
2.	1.	•Kawhi Leonard (So.)	362	11
3.	-	Al Skalecky (So.)	356	66
4.	2.	Michael Cage (Fr.)	355	81
5.	3.	Michael Cage (Jr.)	354	83
6.	4.	Michael Cage (Sr.)	352	84
7.	5.	Chris McMurray (Jr.)	350	72
8.	-	Tony Pinkins (Jr.)	346	56
9.	-	Al Skalecky (Sr.)	340	68
10.	6.	•Kawhi Leonard (Fr.)	336	10
11.	7.	•Marcus Slaughter (Jr.)	329	06
12.	8.	•Randy Holcomb (Sr.)	296	02
13.	9.	•Aerick Sanders (Sr.)	295	04
14.	10.	•Malcolm Thomas (Sr.)	284	11
15.	-	Eric Martensen (Jr.)	278	69
16.	-	Larry Meek (So.)	277	63
11.	Marty Dow (Sr.)	274	91	
12.	Steve Malovic (Sr.)	265	79	
13.	•Malcolm Thomas (Jr.)	260	10	
14.	Will Connelly (Jr.)	258	76	
15.	Joel Kramer (Jr.)	257	77	
16.	Michael Cage (So.)	256	82	
17.	Joel Kramer (Sr.)	255	78	
18.	Leonard Allen (Sr.)	252	85	
19.	Steve Copp (Sr.)	248	76	
20.	Will Connelly (So.)	248	75	
20.	Steve Copp (Jr.)	247	75	
22.	•Marcus Slaughter (So.)	242	05	
23.	Eddy Gordon (Fr.)	239	80	
24.	Joe McNaull (Jr.)	238	93	
24.	Gerald Murray (Jr.)	238	87	

## Rebound Average

Rk	DI	Name (Class)	RPG	Yr.
1.	-	Al Skalecky (So.)	13.7	66
2.	-	Al Skalecky (Jr.)	13.6	67
3.	1.	Michael Cage (Fr.)	13.1	81
4.	2.	Michael Cage (Jr.)	12.64	83
5.	-	Al Skalecky (Sr.)	12.59	68
6.	3.	Michael Cage (Sr.)	12.57	84
7.	4.	Chris McMurray (Jr.)	12.50	72
8.	-	Tony Pinkins (Jr.)	11.9	56
9.	5.	•Marcus Slaughter (Jr.)	11.0	06
10.	-	Larry Meek (Sr.)	10.68	65
11.	-	Larry Meek (So.)	10.654	63
12.	6.	•Kawhi Leonard (So.)	10.647	11
7.	Chris McMurray (Sr.)	10.1	73	
8.	•Kawhi Leonard (Fr.)	9.9	10	
9.	•Aerick Sanders (Sr.)	9.83	04	
10.	Steve Malovic (Sr.)	9.81	79	
11.	Marty Dow (Sr.)	9.4	91	
12.	Will Connelly (So.)	9.19	75	
13.	Joel Kramer (Jr.)	9.18	77	
14.	Steve Copp (Jr.)	9.15	75	
15.	Joel Kramer (Sr.)	9.11	78	
16.	•Randy Holcomb (Sr.)	8.97	02	
17.	•Marcus Slaughter (So.)	8.96	05	
18.	Will Connelly (Jr.)	8.90	76	
19.	Eddy Gordon (Fr.)	8.85	80	
20.	Michael Cage (So.)	8.83	82	
21.	Gary Schneider (Sr.)	8.80	71	
22.	Larry Jones (Jr.)	8.7	72	
23.	Steve Copp (Sr.)	8.6	76	
24.	Steffond Johnson (Sr.)	8.41	86	

25.	Roy Kruiswyk (Sr.)	8.39	98	
---				
•Malcolm Thomas (Sr.)			8.1	11

## Assists

<i>in existence since 1972-73 season</i>				
Rk	DI	Name (Class)	Asts.	Yr.
1.		Tony Gwynn (Jr.)	221	80
2.		Keith Smith (Jr.)	212	82
3.		Dean Decker (Sr.)	176	78
4.		•Wesley Stokes (Jr.)	175	04
5.		Creon Dorsey (Jr.)	171	85
6.		Tony Gwynn (Sr.)	164	81
7.		Ray Leary (Sr.)	163	76
8.		Tony Gwynn (So.)	153	79
9.		•Richie Williams (So.)	151	07
10.		Raymond King (Fr.)	150	96
11.		Bryan Williams (Jr.)	148	88
12.		Arthur Massey (Sr.)	139	91
13.		Keith Smith (Sr.)	137	83
14.		Jeff Konek (Jr.)	132	84
15.		Dean Decker (Jr.)	131	77
16.		•Richie Williams (Fr.)	127	06
17.		•Richie Williams (Sr.)	126	09
18.		Michael Best (Sr.)	125	90
19.		•Deandre Moore (So.)	124	03
20.		•Deandre Moore (Sr.)	122	01
20.		Chad Nelson (Jr.)	122	96
22.		Mike Dodd (Sr.)	121	79
23.		•Brandon Heath (Sr.)	120	07
23.		Mark Delsman (Fr.)	120	74
25.		•Lorenzo Wade (Jr.)	119	08
---				
•D.J. Gay (Sr.)			111	11

## Assist Average

<i>in existence since 1972-73 season</i>				
Rk	DI	Name (Class)	APG	Yr.
1.		Tony Gwynn (Jr.)	8.2	80
2.		Keith Smith (Jr.)	7.3	82
3.		Tony Gwynn (Sr.)	6.31	81
4.		Dean Decker (Sr.)	6.28	78
5.		•Wesley Stokes (Jr.)	5.8	04
6.		Bryan Williams (Jr.)	5.8	88
7.		Keith Smith (Sr.)	5.71	83
8.		Tony Gwynn (So.)	5.67	79
9.		Ray Leary (Sr.)	5.6	76
10.		Creon Dorsey (Jr.)	5.5	85

## Field Goals

Rk	DI	Name (Class)	FG	Yr.
1.	1.	Michael Cage (Sr.)	250	84
2.	2.	Anthony Watson (Sr.)	246	86
3.	3.	Kim Goetz (Sr.)	229	79
4.	4.	•Brandon Heath (Sr.)	225	07
5.	5.	Anthony Watson (Jr.)	222	85
6.	6.	•Randy Holcomb (Sr.)	220	02
7.	7.	Marty Dow (Sr.)	207	91
7.	7.	Steve Copp (Sr.)	207	76
9.	9.	Kim Goetz (Jr.)	206	78
10.	10.	•Brandon Heath (Jr.)	204	06
11.	11.	Shawn Jamison (Jr.)	203	90
12.	12.	•Kawhi Leonard (So.)	201	11
13.	13.	•Aerick Sanders (Sr.)	200	04
14.	14.	Will Connelly (So.)	196	75
15.	15.	Steve Malovic (Sr.)	192	79
16.		Michael Cage (Jr.)	191	83

17.		Will Connelly (Jr.)	187	76
18.		•Mohamed Abukar (Sr.)	185	07
18.		•Tony Bland (Jr.)	185	02
20.		Zach Jones (Jr.)	183	81
21.		•Tony Bland (Sr.)	180	03
22.		Jimmy Harris (Sr.)	179	72
23.		Chris McMurray (Jr.)	177	72
24.		•Brandon Heath (So.)	176	05
25.		•Lorenzo Wade (Jr.)	174	08

## Field Goal Attempts

DI	Name (Class)	FGA	Yr.	
1.	•Brandon Heath (Sr.)	534	07	
2.	Anthony Watson (Sr.)	520	86	
3.	•Brandon Heath (Jr.)	481	06	
4.	Anthony Watson (Jr.)	475	85	
5.	Kim Goetz (Sr.)	451	79	
6.	•Kawhi Leonard (So.)	449	11	
7.	Michael Cage (Sr.)	445	84	
8.	•Brandon Heath (So.)	432	05	
9.	Chris McMurray (Jr.)	428	72	
10.	•Randy Holcomb (Sr.)	426	02	
11.	Steve Copp (Sr.)	417	76	
12.	•Tony Bland (Jr.)	416	02	
13.	Jimmy Harris (Sr.)	413	72	
14.	Will Connelly (So.)	410	75	
15.	Kim Goetz (Jr.)	401	78	
16.	Will Connelly (Jr.)	397	76	
17.	•Mohamed Abukar (Sr.)	392	07	
17.	•Tony Bland (Sr.)	392	03	
19.	Zach Jones (Jr.)	387	81	
19.	•Lorenzo Wade (Jr.)	387	08	
21.	•Randy Holcomb (Jr.)	386	01	
22.	Matt Watts (Jr.)	381	98	
23.	Brian Fishman (Sr.)	379	77	
24.	•Kyle Spain (Sr.)	373	09	
25.	•Brandon Heath (Fr.)	368	04	
---				
•D.J. Gay (Sr.)			339	11

## Field Goal Percentage

<i>min. 5 FGA per game</i>				
Rk	DI	Name (Class)	Pct.	Yr.
1.	-	Danny Newport (Fr.)	79.9	54
2.	1.	•Billy White (So.)	66.3	09
3.	2.	•Billy White (Fr.)	61.5	08
4.	3.	Leon Carter (Sr.)	60.5	96
5.	4.	Leonard Allen (Sr.)	60.1	85
6.	5.	Kevin Betts (Sr.)	59.8	98
7.	6.	•Jerome Habel (Jr.)	59.6	07
8.	7.	•Billy White (Jr.)	58.3	10
9.	8.	Mitch McMullen (Sr.)	58.0	89
10.	9.	Joe McNaull (So.)	57.9	92
11.	10.	Von Jacobsen (Sr.)	57.3	71
12.	11.	Marty Dow (Sr.)	57.2	91
13.	12.	Michael Cage (Jr.)	57.0	83
14.	13.	Kevin Betts (Jr.)	56.9	97
15.	14.	Shawn Jamison (Jr.)	56.23	90
15.		Leonard Allen (So.)	56.20	83
16.		Michael Cage (Sr.)	56.18	84
17.		Steve Malovic (Jr.)	56.0	78
18.		Michael Kennedy (Sr.)	55.93	85
19.		Leonard Allen (Jr.)	55.88	84
20.		Roy Kruiswyk (Sr.)	55.84	98
21.		Michael Cage (Fr.)	55.83	81
22.		•Billy White (Sr.)	55.7	11
23.		•Aerick Sanders (Sr.)	55.4	04

# San Diego State Single Season Records

24.	•Myron Epps (Jr.)	54.88	01
25.	Steve Malovic (Sr.)	54.86	79

## Three-Point Field Goals

*in existence since 1986-87 season*

Rk	Name (Class)	3FGs	Yr.
1.	Tony Ross (Fr.)	104	87
2.	Tony Ross (So.)	100	88
3.	•Brandon Heath (Jr.)	98	06
4.	•Brandon Heath (Sr.)	97	07
5.	•John Sharper (Sr.)	79	06
6.	Jason Richey (Sr.)	72	98
7.	•D.J. Gay (Sr.)	67	11
8.	•Kyle Spain (Sr.)	67	09
9.	•Al Faux (Sr.)	66	02
9.	Tony Ross (Jr.)	66	89
11.	Jason Richey (Jr.)	64	97
12.	•D.J. Gay (Jr.)	61	10
13.	Michael Best (Sr.)	56	90
14.	Josko Visnjic (Jr.)	55	98
15.	•James Rahon (So.)	51	11
15.	Michael Best (Jr.)	51	89
17.	Derric Croft (Jr.)	49	94
18.	•Brandon Heath (So.)	48	05
18.	•Brandon Heath (Fr.)	48	04
20.	•Steve Sir (Fr.)	46	03
21.	•D.J. Gay (Fr.)	45	08
22.	•John Sharper (Jr.)	43	05
23.	Tony Clark (So.)	42	92
24.	•Wesley Stokes (Jr.)	41	04
24.	•Deandre Moore (Sr.)	41	03

## Three-Pt. Field Goal Atts.

*in existence since 1986-87 season*

Rk	Name (Class)	3FGA	Yr.
1.	•Brandon Heath (Sr.)	247	07
2.	•Brandon Heath (Jr.)	240	06
3.	Tony Ross (Fr.)	223	87
4.	Tony Ross (So.)	213	88
5.	Jason Richey (Sr.)	202	98
6.	•D.J. Gay (Sr.)	191	11
7.	•John Sharper (Sr.)	188	06
8.	Josko Visnjic (Jr.)	179	98
8.	Jason Richey (Jr.)	179	97
10.	Michael Best (Sr.)	173	90
11.	•Kyle Spain (Sr.)	171	09
12.	•Al Faux (Sr.)	161	02
13.	•D.J. Gay (Jr.)	160	10
13.	•Brandon Heath (Fr.)	160	04
15.	Tony Ross (Jr.)	153	89
16.	Derric Croft (Jr.)	152	94
17.	•Brandon Heath (So.)	151	05
18.	•Wesley Stokes (Jr.)	138	04
19.	Arthur Massey (Sr.)	135	91
20.	Matt Watts (Jr.)	134	98
21.	Josh Lowery (So.)	133	87
22.	•Kelvin Davis (Sr.)	128	10
23.	•D.J. Gay (So.)	122	09
24.	•D.J. Gay (Fr.)	121	08
25.	•James Rahon (So.)	119	11
25.	Tony Clark (So.)	119	92
25.	Michael Best (Jr.)	119	89

## Three-Point Field Goal Pct.

*min 20 3FGs; in existence since 1986-87 season*

Rk	Name (Class)	Pct.	Yr.
1.	Jason Hamilton (Fr.)	50.0	93
2.	Tony Ross (So.)	46.9	88
3.	Chad Nelson (Fr.)	46.7	94
4.	Tony Ross (Fr.)	46.6	87
5.	•Richie Williams (So.)	45.8	07
6.	Tony Ross (Jr.)	43.1	89
7.	•James Rahon (So.)	42.9	11
7.	Michael Best (Jr.)	42.9	89
9.	•Al Faux (Jr.)	42.1	01
10.	•John Sharper (Sr.)	42.0	06
11.	•Al Faux (Sr.)	41.0	02
12.	Brady Trenkle (So.)	40.84	97
13.	•Brandon Heath (Jr.)	40.83	06
14.	•Steve Sir (Fr.)	40.4	03
15.	•John Sharper (So.)	40.0	04
16.	•Kyle Spain (Sr.)	39.2	09
17.	•Deandre Moore (Jr.)	39.0	02
18.	•Kyle Spain (Jr.)	38.6	08
19.	•D.J. Gay (Jr.)	38.1	10
20.	•Chase Tapley (Fr.)	37.6	10
21.	•Chase Tapley (So.)	37.5	11
21.	•Richie Williams (Sr.)	37.5	09
23.	•D.J. Gay (Fr.)	37.2	08
24.	•John Sharper (Jr.)	36.8	05
25.	Paul Jarrett (Sr.)	36.63	96
---			
	•D.J. Gay (Sr.)	35.6	11

## Free Throws

Rk	DI	Name (Class)	FT	Yr.
1.	-	Bob Brady (Jr.)	213	53
2.	1.	•Marcus Slaughter (Jr.)	192	06
3.	2.	Michael Cage (Sr.)	186	84
3.	-	Bernie Finlay (Sr.)	186	60
5.	-	Tony Pinkins (So.)	170	55
6.	3.	Michael Cage (Jr.)	165	83
6.	-	Tony Pinkins (Sr.)	165	57
8.	-	Tony Pinkins (Jr.)	150	56
9.	-	Bob Brady (Sr.)	145	54
10.	4.	Chad Nelson (Sr.)	142	97
11.	5.	•Marcus Slaughter (So.)	141	05
12.	6.	Anthony Watson (Sr.)	138	86
7.	•Kyle Spain (Sr.)	137	09	
7.	Leonard Allen (Sr.)	137	85	
9.	•Brandon Heath (So.)	132	05	
10.	John Martens (Sr.)	130	86	
11.	Jason Richey (Jr.)	122	97	
11.	Chad Nelson (So.)	122	95	
13.	•Tony Bland (Jr.)	120	02	
14.	•Lorenzo Wade (Jr.)	116	08	
14.	•Mohamed Abukar (Sr.)	116	07	
16.	Shawn Jamison (Jr.)	114	90	
17.	•Tony Bland (Sr.)	113	03	
18.	•Mike Mackell (Sr.)	108	03	
19.	Courtie Miller (Jr.)	107	93	
19.	Will Connelly (Jr.)	107	76	
21.	•Randy Holcomb (Sr.)	106	02	
21.	Steve Copp (Sr.)	106	76	
23.	•Myron Epps (So.)	104	00	
23.	Mitch McMullen (Sr.)	104	89	
25.	•Kawhi Leonard (So.)	103	11	
25.	Mitch McMullen (Jr.)	103	88	

---	•Malcolm Thomas (Sr.)	102	11
-----	-----------------------	-----	----

## Free Throw Attempts

DI	Name (Class)	FTA	Yr.
1.	•Marcus Slaughter (Jr.)	252	06
2.	Michael Cage (Sr.)	251	84
3.	Shawn Jamison (Jr.)	232	90
4.	Michael Cage (Jr.)	221	83
5.	Leonard Allen (Sr.)	204	85
6.	•Marcus Slaughter (So.)	202	05
7.	John Martens (Sr.)	183	86
8.	Anthony Watson (Sr.)	182	86
9.	Mitch McMullen (Jr.)	181	88
10.	Mitch McMullen (Sr.)	175	89
11.	•Lorenzo Wade (Jr.)	173	08
12.	•Myron Epps (So.)	172	00
13.	•Tony Bland (Sr.)	171	03
14.	•Tony Bland (Jr.)	169	04
15.	•Malcolm Thomas (Jr.)	167	10
15.	•Randy Holcomb (Sr.)	167	02
17.	Chad Nelson (Sr.)	166	97
18.	•Kyle Spain (Sr.)	164	09
18.	•Mike Mackell (Sr.)	164	03
20.	•Brandon Heath (So.)	161	05
21.	Steve Copp (Sr.)	160	76
22.	Jason Richey (Jr.)	159	97
22.	Will Connelly (So.)	159	75
24.	•Malcolm Thomas (Sr.)	157	11
24.	Chad Nelson (So.)	157	95
---			
	•Kawhi Leonard (So.)	137	11

## Free Throw Percentage

*min. 3 FTA per game*

Rk	DI	Name (Class)	Pct.	Yr.
1.	1.	Kim Goetz (Sr.)	90.2	79
2.	2.	Jason Richey (Sr.)	85.7	98
3.	3.	Chad Nelson (Sr.)	85.5	97
4.	4.	Gary Schneider (Sr.)	85.2	71
5.	5.	•Brandon Heath (Jr.)	84.9	06
6.	6.	Steve Malovic (Sr.)	83.7	79
7.	7.	•Kyle Spain (Sr.)	83.5	09
8.	-	Mike Spilger (Sr.)	83.3	70
8.	-	Bob Brady (Sr.)	83.3	54
10.	8.	•Mohamed Abukar (Sr.)	82.9	07
11.	-	Bernie Finlay (So.)	82.6	59
12.	9.	•Brandon Heath (So.)	82.0	05
13.	10.	Courtie Miller (Jr.)	81.7	93
14.	11.	Mark Delsman (Sr.)	81.3	77
12.		Courtie Miller (Sr.)	81.1	94
13.		Steve Malovic (Jr.)	81.1	78
14.		Kyle Spain (Jr.)	80.0	08
15.		Chad Nelson (Jr.)	79.8	96
16.		Tony Gwynn (Jr.)	79.0	80
17.		Jimmy Wilkins (Jr.)	78.5	71
18.		Chris McMurray (Jr.)	78.4	72
19.		Anthony Watson (Jr.)	78.1	85
20.		Pete Geoff (Sr.)	78.1	73
21.		Joel Kramer (Sr.)	77.9	78
22.		Leon Carter (Sr.)	77.8	96
23.		Chad Nelson (So.)	77.7	95
24.		Jeff Pete (So.)	77.7	71
25.		Arthur Massey (Sr.)	77.5	91

## Blocks

*in existence since 1978-79 season*

Rk	Name (Class)	Blks.	Yr.
1.	Leonard Allen (Sr.)	82	85
2.	•Malcolm Thomas (Sr.)	71	11
3.	•Malcolm Thomas (Jr.)	52	10
4.	Michael Cage (Sr.)	47	84
5.	Marty Dow (Sr.)	46	91
5.	Leonard Allen (Jr.)	46	84
7.	Leonard Allen (Fr.)	45	82
8.	Eddy Gordon (Fr.)	43	80
9.	•Jerome Habel (Jr.)	41	07
9.	Joe McNaull (Jr.)	41	93
9.	Joe McNaull (So.)	41	92
9.	Leonard Allen (So.)	41	83

## Steals

*in existence since 1978-79 season*

Rk	Name (Class)	Stls.	Yr.
1.	•Richie Williams (Sr.)	77	09
2.	Anthony Watson (Jr.)	74	85
3.	•Richie Williams (So.)	69	07
4.	Matt Watts (Sr.)	65	99
4.	Michael Best (Sr.)	65	90
6.	•Brandon Heath (Sr.)	64	07
7.	•Brandon Heath (So.)	63	05
7.	Raymond King (Fr.)	63	96
7.	Creon Dorsey (Jr.)	63	85
10.	•Lorenzo Wade (So.)	62	07

## Minutes Played

*since 1978-79 season*

Rk	Name (Class)	Min.	Yr.
1.	•D.J. Gay (Sr.)	1,217	11
1.	•Brandon Heath (Sr.)	1,217	07
3.	•D.J. Gay (Jr.)	1,175	10
4.	•Brandon Heath (Jr.)	1,164	06
5.	•Tony Bland (Jr.)	1,140	02
6.	•Richie Williams (So.)	1,123	07
7.	•Kawhi Leonard (So.)	1,097	11
8.	•Richie Williams (Sr.)	1,090	09
9.	Michael Cage (Sr.)	1,085	84
10.	Shawn Jamison (Jr.)	1,082	90
11.	Michael Cage (So.)	1,076	82
12.	Michael Cage (Jr.)	1,070	83
13.	•Randy Holcomb (Sr.)	1,067	02
14.	•Kawhi Leonard (Fr.)	1,064	10
15.	•Malcolm Thomas (Jr.)	1,063	10
16.	•Mohamed Abukar (Sr.)	1,061	07
17.	•Lorenzo Wade (Jr.)	1,059	08
18.	•Malcolm Thomas (Sr.)	1,048	11
19.	Chad Nelson (So.)	1,044	95
20.	•Tony Bland (Sr.)	1,042	03
21.	•Lorenzo Wade (So.)	1,037	07
22.	Michael Cage (Fr.)	1,031	81
23.	Marty Dow (Sr.)	1,030	91
24.	•Aeric Sanders (Sr.)	1,025	04
25.	•Ryan Amoroso (Jr.)	1,021	08

# San Diego State Career Records

## Points

Rk	DI	Name	Years	GP	Points
1.	1.	•Brandon Heath	04-05-06-07	125	2,189
2.	2.	Michael Cage	81-82-83-84	112	1,846
3.	3.	Anthony Watson	83-84-85-86	110	1,735
4.	-	Tony Pinkins	55-56-57	82	1,475
5.	-	Bob Brady	52-53-54	74	1,389
6.	4.	Steve Copp	73-74-75-76	93	1,307
7.	-	Al Skalecky	66-67-68	82	1,271
8.	5.	•Billy White	08-09-10-11	132	1,264
9.	6.	Tony Ross	87-88-89	85	1,259
10.	7.	•Kyle Spain	06-07-08-09	115	1,230
11.	8.	Chad Nelson	94-95-96-97	112	1,225
12.	9.	•Marcus Slaughter	04-05-06	87	1,211
13.	10.	•Lorenzo Wade	07-08-09	92	1,200
14.	11.	Will Connelly	75-76-77	82	1,188
14.	-	Von Jacobsen	69-70-71	78	1,188
16.	12.	•D.J. Gay	08-09-10-11	138	1,153
17.	-	Bernie Finlay	58-59-60	73	1,110
18.	13.	•Myron Epps	99-00-01-02	113	1,090
19.	14.	Eddie Morris	80-81-82-83	105	1,089
20.	-	Danny Newport	54-55-56	76	1,048
21.	-	Milton Phelps	39-40-41	97	1,043
22.	-	Dave Miller	66-67-68	82	1,034
23.	15.	Leonard Allen	82-83-84-85	116	1,019
24.	16.	•Tony Bland	02-03	63	1,012
25.	17.	Kim Goetz	78-79	54	1,005
26.	18.	•Randy Holcomb	01-02	61	1,002
19.	•Kawhi Leonard	10-11	68	962	
20.	Joel Kramer	74-76-77-78	99	949	
21.	Mike Dodd	76-77-78-79	91	928	
22.	Tony Gwynn	78-79-80-81	107	925	
23.	Jason Richey	97-98	52	908	
24.	Courtie Miller	90-91-92-93-94	101	891	
25.	•Richie Williams	06-07-08-09	127	883	

## Scoring Average

Rk	DI	Name	Years	GP	PPG
1.	-	Bob Brady	52-53-54	74	18.8
2.	1.	Kim Goetz	78-79	54	18.6
3.	-	Tony Pinkins	55-56-57	83	18.1
4.	2.	•Brandon Heath	04-05-06-07	125	17.51
5.	3.	Jason Richey	97-98	52	17.46
6.	4.	Michael Cage	81-82-83-84	112	16.5
7.	5.	•Randy Holcomb	01-02	61	16.4
8.	6.	•Tony Bland	02-03	63	16.1
9.	7.	Anthony Watson	83-84-85-86	110	15.8
10.	-	Al Skalecky	66-67-68	82	15.5
11.	-	Von Jacobsen	69-70-71	77	15.4
12.	8.	Chris McMurray	72-73	42	15.238
13.	9.	Steve Malovic	78-79	55	15.236
14.	-	Bernie Finlay	58-59-60	73	15.205
15.	10.	•Mohamed Abukar	06-07	54	15.167
16.	-	Dick Maureau	61-62	49	15.1
17.	11.	Marty Dow	90-91	52	14.9
18.	12.	Jimmy Harris	71-72	54	14.814
19.	13.	Tony Ross	87-88-89	85	14.812
20.	14.	Zack Jones	81-82	54	14.7
21.	15.	Will Connelly	75-76-77	82	14.5
22.	-	Bob Lundgren	67-68	45	14.3
23.	16.	•Kawhi Leonard	10-11	68	14.147
24.	17.	Steve Copp	73-74-75-76	93	14.054
25.	18.	•Marcus Slaughter	04-05-06	87	13.919
19.	•Al Faux	01-02	57	13.84	
20.	Mitch McMullen	88-89	58	13.78	
21.	Matt Watts	98-99	53	13.7	
22.	•Lorenzo Wade	07-08-09	92	13.0	
23.	Marc Carter	94-95	56	12.70	
24.	Presnell Gilbert	77-78-79	50	12.68	
25.	Jimmy Wilkins	71-72	52	12.60	

## Rebounds

Rk	DI	Name	Years	GP	Rebs.
1.	1.	Michael Cage	81-82-83-84	112	1,317
2.	-	Al Skalecky	66-67-68	82	1,090
3.	2.	•Marcus Slaughter	04-05-06	87	775
4.	-	Larry Meek	63-64-65	75	764
5.	3.	Steve Copp	73-74-75-76	93	737
6.	4.	Leonard Allen	82-83-84-85	116	724
7.	5.	Joel Kramer	74-76-77-79	99	711
8.	6.	•Kawhi Leonard	10-11	68	698
9.	7.	•Aerick Sanders	01-02-03-04	109	686
10.	-	Noel Mickelsen	54-55-56	79	642
11.	8.	•Will Connelly	75-76-77	82	641
12.	9.	Eddy Gordon	80-81-82-83	107	631
13.	-	Tony Pinkins	55-56-57	82	604
10.	•Billy White	08-09-10-11	132	597	
11.	•Kyle Spain	06-07-08-09	115	596	
12.	Joe McNaull	91-92-93	86	572	
13.	•Malcolm Thomas	10-11	68	544	
14.	•Marcelo Correa	97-98-99-00-01	112	522	
15.	•Myron Epps	99-00-01-02	113	508	
16.	Chris McMurray	72-73	42	492	
17.	Steve Malovic	78-79	55	484	
18.	•Randy Holcomb	01-02	61	481	
19.	Allen Bunting	74-75-76	78	456	
20.	•Richie Williams	06-07-08-09	127	445	
21.	•Lorenzo Wade	07-08-09	92	443	
22.	Larry Jones	72-73	53	420	
23.	•Brandon Heath	04-05-06-07	125	419	
24.	Marty Dow	90-91	52	415	
25.	Rodney Hawkins	86-87-88	70	413	

## Rebound Average

Rk	DI	Name	Years	GP	RPG
1.	-	Al Skalecky	66-67-68	82	13.3
1.	Michael Cage	81-82-83-84	112	11.8	
2.	•Kawhi Leonard	10-11	68	10.3	
3.	•Marcus Slaughter	04-05-06	87	8.9	
4.	Steve Malovic	78-79	55	8.8	
5.	Marty Dow	90-91	52	8.0	
6.	Steve Copp	73-74-75-76	93	7.9247	
7.	Larry Jones	72-73	53	7.9245	
8.	•Randy Holcomb	01-02	61	7.885	
9.	•Malcolm Thomas	10-11	69	7.884	
10.	Will Connelly	75-76-77	82	7.817	
11.	Joel Kramer	74-76-77-78	99	7.2	
12.	Mitch McMullen	88-89	58	7.0	
13.	Leon Carter	95-96	57	6.9	
14.	John Anderson	73-74	52	6.8	
15.	Joe McNaull	91-92-93	86	6.7	
16.	•Aerick Sanders	01-02-03-04	109	6.294	
17.	Roy Kruiuswyk	97-98	55	6.290	
18.	Leonard Allen	82-83-84-85	116	6.24	
19.	Marc Carter	94-95	56	6.1	
20.	Rodney Hawkins	86-87-88	70	5.900	

## Assists

Rk	Name	Years	GP	Assists
1.	Tony Gwynn	78-79-80-81	107	590
2.	•Richie Williams	06-07-08-09	127	479
3.	Chad Nelson	94-95-96-97	112	412
4.	•Brandon Heath	04-05-06-07	125	394
5.	Mark Delsman	74-75-76-77	109	376
6.	Anthony Watson	83-84-85-86	110	356
7.	Keith Smith	82-83	53	349
8.	•D.J. Gay	08-09-10-11	138	339
8.	•Deandre Moore	01-02-03	88	339
10.	Dean Decker	77-78	56	307
11.	Ray Leary	74-75-76	76	279

12.	•Lorenzo Wade	07-08-09	92	275
13.	Mike Dodd	76-77-78-79	91	271
14.	Creon Dorsey	85-86	59	263
15.	Bryan Williams	88-89	48	243
16.	Michael Best	89-90	56	238
17.	•Tony Bland	02-03	63	213
18.	Arthur Massey	90-91	59	212
19.	Jeff Konek	85	57	211
20.	•David Abramowitz	99-00-01	79	189
21.	Jason Richey	97-98	52	184
21.	Gary Earle	74-75-76	81	184
23.	•Wesley Stokes	04	30	176
24.	Steve Copp	73-74-75-76	93	171
25.	Matt Watts	98-99	53	166

---  
•Kawhi Leonard 10-11 68 149

## Assist Average

Rk	Name	Years	GP	APG
1.	Keith Smith	82-83	53	6.6
2.	Tony Gwynn	78-79-80-81	107	5.51
3.	Dean Decker	77-78	56	5.48
4.	Creon Dorsey	85-86	59	4.5
5.	Michael Best	89-90	56	4.3
6.	•Deandre Moore	01-02-03	88	3.85
7.	•Richie Williams	06-07-08-09	127	3.77
8.	Jeff Konek	85	57	3.702
9.	Chad Nelson	94-95-96-97	112	3.679
10.	Ray Leary	74-75-76	76	3.671

## Field Goals

Rk	DI	Name	Years	GP	FG
1.	1.	•Brandon Heath	04-05-06-07	125	749
2.	2.	Anthony Watson	83-84-85-86	110	702
3.	3.	Michael Cage	81-82-83-84	112	679
4.	4.	•Billy White	08-09-10-11	132	515
5.	5.	Steve Copp	73-74-75-76	93	507
6.	-	Tony Pinkins	55-56-57	82	495
7.	6.	Eddie Morris	80-81-82-83	105	483
8.	-	Al Skalecky	66-67-68	82	481
9.	7.	Will Connelly	75-76-77	82	477
10.	-	Bob Brady	52-53-54	74	461
11.	8.	Von Jacobsen	69-70-71	78	457
12.	9.	•Lorenzo Wade	07-08-09	92	448
13.	10.	Kim Goetz	78-79	54	435
11.	Tony Ross	87-88-89	85	413	
12.	•Myron Epps	99-00-01-02	113	407	
13.	Joel Kramer	74-76-77-78	99	406	
14.	•Marcus Slaughter	04-05-06	87	403	
15.	Leonard Allen	82-83-84-85	116	396	
16.	Mike Dodd	76-77-78-79	91	392	
17.	•Randy Holcomb	01-02	61	383	
18.	•Kyle Spain	06-07-08-09	115	382	
19.	•D.J. Gay	08-09-10-11	138	371	
20.	•Kawhi Leonard	10-11	68	367	

## Field Goal Attempts

Rk	DI	Name	Years	GP	FGA
1.	1.	•Brandon Heath	04-05-06-07	125	1,815
2.	2.	Anthony Watson	83-84-85-86	110	1,576
3.	Michael Cage	81-82-83-84	112	1,238	
4.	Steve Copp	73-74-75-76	93	1,126	
5.	Eddie Morris	80-81-82-83	105	1,098	
6.	Will Connelly	75-76-77	82	1,020	
7.	•D.J. Gay	08-09-10-11	138	1,018	
8.	•Lorenzo Wade	07-08-09	92	977	
9.	Tony Ross	87-88-89	85	933	
10.	•Kyle Spain	06-07-08-09	115	912	
11.	•Billy White	08-09-10-11	132	858	
12.	Kim Goetz	78-79	54	852	

# San Diego State Career Records

13.	•Marcus Slaughter	04-05-06	87	844
14.	•Kawhi Leonard	10-11	68	814
15.	Chad Nelson	84-85-86-87	112	814
16.	•Randy Holcomb	01-02	61	812
17.	•Tony Bland	02-03	63	808
18.	•Myron Epps	99-00-01-02	113	803
19.	Joel Kramer	74-76-77-78	99	779
20.	Mike Dodd	76-77-78-79	91	758

## Field Goal Percentage

minimum 500 career attempts

Rk	DI	Name	Years	FG/FGA	FG%
1.	1.	•Billy White	08-09-10-11	515/858	60.0
2.	2.	Leonard Allen	82-83-84-85	396/692	57.2
3.	3.	Mitch McMullen	88-89	296/527	56.2
4.	4.	Marty Dow	90-91	309/557	55.5
5.	5.	Steve Malovic	78-79	337/609	55.3
6.	-	Danny Newport	54-55-56	379/686	55.2
7.	6.	Michael Cage	81-82-83-84	679/1,238	54.8
8.	7.	•Malcolm Thomas	10-11	286/530	53.962
9.	8.	•Aerick Sanders	01-02-03-04	334/619	53.958
10.	9.	•Mike Mackell	02-03	291/543	53.6
11.	10.	Joe McNaull	91-92-93	333/627	53.1
12.	11.	Joel Kramer	74-76-77-78	406/779	52.1
13.	12.	Mike Dodd	76-77-78-79	392/758	51.7
13.	13.	Kim Goetz	78-79	435/852	51.1
14.	Myron Epps	99-00-01-02	407/803	50.7	
15.	•Marcelo Correa	97-98-99-00-01	273/546	50.0	
16.	Jimmy Wilkins	71-72	253/517	48.9	
17.	Zach Jones	81-82	323/668	48.4	
18.	•Mohamed Abukar	06-07	303/634	47.8	
19.	•Marcus Slaughter	04-05-06	403/844	47.7	
20.	Eddy Gordon	80-81-82-83	343/722	47.5	

## Three-Point Field Goals

in existence since 1986-87 season

Rk	Name	Years	GP	3FG
1.	•Brandon Heath	04-05-06-07	125	281
2.	Tony Ross	87-88-89	85	270
3.	•D.J. Gay	08-09-10-11	138	214
4.	•John Sharper	03-04-05-06	119	166
5.	Jason Richey	97-98	52	136
6.	•Kyle Spain	06-07-08-09	115	130
7.	Chad Nelson	94-95-96-97	112	122
8.	•Richie Williams	06-07-08-09	127	112
9.	Michael Best	89-90	56	107
10.	•Al Faux	01-02	57	106
11.	•David Abramowitz	99-00-01	79	98
12.	•Deandre Moore	01-02-03	88	84
13.	•Kelvin Davis	08-09-10	74	79
14.	Berry Randle	93-94-95-96	113	76
15.	•Chase Tapley	10-11	65	71
16.	Matt Watts	98-99	53	65
17.	•Lorenzo Wade	07-08-09	92	64
18.	•Chris Manker	03-04-05	82	58
19.	•Donte Wilson	99-00	54	56
19.	Brady Trenkle	95-97-99	79	56
19.	Chris Walters	93-94	57	56
---				
	•James Rahon	11	35	51

## Three-Point Field Goal Atts.

in existence since 1986-87 season

Rk	Name	Years	GP	3FGA
1.	•Brandon Heath	04-05-06-07	125	798
2.	•D.J. Gay	08-09-10-11	137	594
2.	Tony Ross	87-88-89	85	589
4.	•John Sharper	03-04-05-06	119	412
5.	Jason Richey	97-98	52	381
6.	Chad Nelson	94-95-96-97	112	337
7.	•Kyle Spain	06-07-08-09	115	332

8.	•Richie Williams	06-07-08-09	127	303
9.	Michael Best	89-90	56	292
10.	•David Abramowitz	99-00-01	79	284
11.	•Kelvin Davis	08-09-10	74	259
12.	•Al Faux	01-02	57	256
13.	Berry Randle	93-94-95-96	113	253
14.	•Deandre Moore	01-02-03	88	239
15.	Matt Watts	98-99	53	237
16.	•Lorenzo Wade	07-08-09	92	212
17.	•Chase Tapley	10-11	65	189
18.	•Donte Wilson	99-00	54	180
19.	Josko Visjnic	98	28	179
20.	Brady Trenkle	95-97-99	79	176

## Three-Point Field Goal Percentage

minimum 40 career three-point field goals

Rk	Name	Years	3FG/3FGA	3FG%
1.	Tony Ross	87-88-89	270/589	45.8
2.	•James Rahon	11	51/119	42.9
3.	•Al Faux	01-02	106/256	41.4
4.	•John Sharper	03-04-05-06	166/412	40.3
5.	•Steve Sir	03-04	47/118	39.8
6.	•Kyle Spain	06-07-08-09	130/332	39.2
7.	•Chase Tapley	10-11	71/189	37.6
8.	•Richie Williams	06-07-08-09	112/303	37.0
9.	Michael Best	89-90	107/292	36.64
10.	Tony Clark	92-93	52/142	36.62
11.	Chad Nelson	94-95-96-97	122/337	36.2
12.	•D.J. Gay	08-09-10-11	214/594	36.0
13.	Jason Richey	97-98	136/381	35.7
14.	•Brandon Heath	04-05-06-07	281/798	35.2
15.	•Deandre Moore	01-02-03	84/239	35.1
16.	Darryl Gaines	86-87	40/115	34.8
17.	•Karlo Kovacic	01-02	47/136	34.6

## Free Throws

Rk	DI	Name	Years	GP	FT
1.	1.	Michael Cage	81-82-83-84	112	488
2.	-	Tony Pinkins	55-56-57	82	485
3.	-	Bob Brady	52-53-54	74	467
4.	2.	Chad Nelson	94-95-96-97	112	415
5.	3.	•Brandon Heath	04-05-06-07	125	410
6.	4.	•Marcus Slaughter	04-05-06	87	388
7.	-	Bernie Finlay	58-59-60	73	352
8.	5.	•Kyle Spain	06-07-08-09	115	336
9.	6.	Anthony Watson	83-84-85-86	110	331
10.	-	Al Skalecky	66-67-68	82	309
11.	7.	Courtie Miller	90-91-92-93-94	101	302
13.	8.	Steve Copp	73-74-75-76	93	293
14.	-	Danny Newport	54-55-56	76	290
9.	•Myron Epps	99-00-01-02	113	274	
10.	Tony Gwynn	78-79-80-81	107	245	
11.	•Lorenzo Wade	07-08-09	92	240	
12.	Will Connelly	75-76-77	82	234	
13.	•Tony Bland	02-03	63	233	
14.	Leonard Allen	82-83-84-85	116	227	
19.	•Billy White	08-09-10-11	132	219	
15.	Jason Richey	97-98	52	218	
16.	•Marcelo Correa	97-98-99-00-01	112	215	
17.	Mitch McMullen	88-89	58	207	
18.	•Randy Holcomb	01-02	61	205	
20.	John Martens	83-84-85-86	71	201	
---					
	•D.J. Gay	08-09-10-11	138	197	
	•Malcolm Thomas	10-11	69	190	
	•Kawhi Leonard	10-11	68	188	

## Free Throws Attempted

DI	Name	Years	GP	FTA
1.	Michael Cage	81-82-83-84	112	667
2.	•Marcus Slaughter	04-05-06	87	530

3.	•Brandon Heath	04-05-06-07	125	524
4.	Chad Nelson	94-95-96-97	112	519
5.	•Myron Epps	99-00-01-02	113	466
6.	Anthony Watson	83-84-85-86	110	446
7.	Steve Copp	73-74-75-76	93	439
8.	•Kyle Spain	06-07-08-09	115	434
9.	Courtie Miller	90-91-92-93-94	101	398
10.	Will Connelly	75-76-77	82	376
11.	Leonard Allen	82-83-84-85	116	369
12.	Mitch McMullen	88-89	58	356
13.	•Lorenzo Wade	07-08-09	92	341
14.	•Tony Bland	02-03	63	340
15.	Tony Gwynn	78-79-80-81	107	334
16.	•Billy White	08-09-10-11	132	328
17.	•Malcolm Thomas	10-11	69	324
17.	•Marcelo Correa	97-98-99-00-01	112	324
19.	Berry Randle	93-94-95-96	113	314
20.	•Randy Holcomb	01-02	61	312

## Free Throw Percentage

minimum 40 career free throws

Rk	DI	Name	Years	FT/FTA	FT%
1.	1.	Kim Goetz	78-79	135/158	85.4
2.	-	Mike Spigler	69-70	112/134	83.6
3.	2.	Steve Malovic	78-79	164/199	82.4
4.	3.	•Mohamed Abukar	06-07	186/226	82.3
5.	4.	Jason Richey	97-98	218/271	80.4
6.	5.	Tony Ross	87-88-89	163/203	80.3
7.	6.	Chad Nelson	94-95-96-97	415/519	80.0
8.	7.	•Brandon Heath	04-05-06-07	410/524	78.2
9.	8.	Mike Dodd	76-77-78-79	144/185	77.84
10.	-	Bernie Finlay	58-59-60	352/453	77.7
11.	9.	•Kyle Spain	06-07-08-09	336/434	77.4
12.	10.	•Chase Tapley	10-11	44/57	77.2
13.	11.	Chris McMurray	72-73	130/169	76.9
14.	-	Gary Schneider	70-71	116/157	76.8
12.	Joel Kramer	74-76-77-78	137/179	76.5	
13.	Jimmy Wilkins	71-72	149/195	76.4	
14.	Courtie Miller	90-91-92-93-94	302/398	75.9	

## Blocks

since 1978-79 season

Rk	Name	Years	GP	Blk.
1.	Leonard Allen	82-83-84-85	116	214
2.	•Malcolm Thomas	10-11	69	123
3.	Michael Cage	81-82-83-84	112	118
4.	Joe McNaull	91-92-93	86	114
5.	•Aerick Sanders	01-02-03-04	109	105
6.	•Billy White	08-09-10-11	132	101
7.	•Marcelo Correa	97-98-99-00-01	112	100
8.	•Marcus Slaughter	04-05-06	87	78
9.	•Lorenzo Wade	07-08-09	92	72
10.	Eddy Gordon	80-81-82-83	107	71
11.	Marty Dow	90-91	52	68
11.	Rodney Hawkins	86-87-88	70	68
13.	Leon Carter	95-96	57	58
14.	Marc Carter	94-95	56	55
15.	•Randy Holcomb	01-02	61	51
15.	Courtie Miller	90-91-92-93-94	101	51
17.	Mitch McMullen	88-89	58	46
18.	•Kawhi Leonard	10-11	67	45
19.	•Kyle Spain	06-07-08-09	115	44
20.	•Jerome Habel	07	29	41
21.	•Brian Carlwell	10-11	69	41

## Steals

since 1978-79 season

Rk	Name	Years	GP	Steals
1.	•Richie Williams	06-07-08-09	127	246
2.	•Brandon Heath	04-05-06	125	217
3.	Anthony Watson	83-84-85-86	110	192

# San Diego State Career Records

4.	Chad Nelson	94-95-96-97	112	175
5.	♦Billy White	08-09-10-11	132	147
6.	Tony Gwynn	78-79-80-81	107	141
7.	♦Kyle Spain	06-07-08-09	115	137
8.	Eddie Morris	80-81-82-83	105	131
9.	Matt Watts	98-99	53	126
9.	Michael Best	89-90	56	126
9.	Michael Cage	81-82-83-84	112	126
12.	♦Lorenzo Wade	07-08-09	92	125
13.	♦D.J. Gay	08-09-10-11	138	124
14.	♦Deandre Moore	01-02-03	88	114
15.	Eddy Gordon	80-81-82-83	107	111
16.	Creon Dorsey	85-86	59	109
17.	♦Marcus Slaughter	04-05-06	87	107
18.	♦Marcelo Correa	97-98-99-00-01	112	102
19.	♦Matt Thomas	05-06-07-08-09	124	100
20.	♦Kawhi Leonard	10-11	68	96

## Games Played

Rk	DI	Name	Years	GP
1.	1.	♦D.J. Gay	08-09-10-11	138
2.	2.	♦Billy White	08-09-10-11	132
3.	3.	♦Richie Williams	06-07-08-09	127
4.	4.	♦Brandon Heath	04-05-06-07	125
5.	5.	♦Matt Thomas	05-06-07-08-09	124
6.	6.	♦John Sharper	03-04-05-06	119
7.	7.	Leonard Allen	82-83-84-85	116
8.	8.	♦Kyle Spain	06-07-08-09	115
9.	9.	♦Myron Epps	99-00-01-02	113
9.	9.	Berry Randle	93-94-95-96	113
11.	11.	♦Marcelo Correa	97-98-99-00-01	112
11.	11.	Chad Nelson	94-95-96-97	112
11.	11.	Michael Cage	81-82-83-84	112
14.	14.	♦Chris Walton	01-02-04-05	110
14.	14.	Anthony Watson	83-84-85-86	110
16.	16.	♦Aeric Sanders	01-02-03-04	109
16.	16.	Mark Delsman	74-75-76-77	109
18.	18.	Eddy Gordon	80-81-82-83	107
18.	18.	Tony Gwynn	78-79-80-81	107
18.	-	Noel Mickelsen	53-54-55-56	107

## Games Started

since 1978-79				
Rk	Name	Years	GP	GS
1.	♦Billy White	08-09-10-11	132	122
2.	♦Brandon Heath	04-05-06-07	125	120
3.	♦D.J. Gay	08-09-10-11	138	118
4.	Michael Cage	81-82-83-84	112	112
5.	Leonard Allen	82-83-84-85	116	110
6.	♦Richie Williams	06-07-08-09	127	109
7.	Chad Nelson	94-95-96-97	112	103
8.	♦Kyle Spain	06-07-08-09	115	95
9.	Anthony Watson	83-84-85-86	110	93
10.	♦Marcelo Correa	97-98-99-00-01	112	91
11.	♦Myron Epps	99-00-01-02	113	81
12.	♦Marcus Slaughter	04-05-06	87	74
13.	♦Lorenzo Wade	07-08-09	92	73
13.	♦Deandre Moore	01-02-03	88	73
15.	♦Malcolm Thomas	10-11	69	68
16.	♦Kawhi Leonard	10-11	68	67
17.	♦Tony Bland	02-03	63	62
17.	Joe McNaull	91-92-93	86	62
17.	Eddie Morris	80-81-82-83	105	62
20.	♦Randy Holcomb	01-02	61	61
20.	Tony Gwynn	78-79-80-81	107	61
20.	Eddy Gordon	80-81-82-83	107	61

## Consecutive Games Started

since 1980-81 season				
Rk	Name	Years	GP	CGS
1.	Michael Cage	81-82-83-84	112	112

2.	Chad Nelson	94-95-96-97	112	103
3.	♦Brandon Heath	04-05-06-07	125	85
4.	Leonard Allen	82-83-84-85	116	70
5.	♦D.J. Gay	08-09-10-11	138	69
6.	♦Malcolm Thomas	10-11	69	66
7.	♦Kawhi Leonard	10-11	68	62
8.	♦Randy Holcomb	01-02	61	61
9.	♦Aeric Sanders	01-02-03-04	109	60
10.	♦Myron Epps	99-00-01-02	113	58
11.	Chris Walters	1993-94	57	57
11.	Joe McNaull	91-92-93	86	57
13.	Kevin Betts	97-98	55	55
13.	Anthony Watson	83-84-85-86	110	55

## Minutes Played

since 1978-79 season				
Rk	Name	Years	GP	Min.
1.	♦Brandon Heath	04-05-06-07	125	4,275
2.	Michael Cage	81-82-83-84	112	4,262
3.	♦D.J. Gay	08-09-10-11	138	4,137
4.	♦Richie Williams	06-07-08-09	127	3,780
5.	Chad Nelson	94-95-96-97	103	3,692
6.	♦Billy White	08-09-10-11	132	3,450
7.	Anthony Watson	83-84-85-86	110	3,330
8.	Leonard Allen	82-83-84-85	116	3,191
9.	♦Myron Epps	99-00-01-02	113	2,971
10.	♦Kyle Spain	06-07-08-09	115	2,948
11.	♦Lorenzo Wade	07-08-09	92	2,911
12.	♦Marcus Slaughter	04-05-06	87	2,659
13.	Eddie Morris	80-81-82-83	105	2,627
14.	♦Marcelo Correa	97-98-99-00-01	112	2,594
15.	♦Deandre Moore	01-02-03	88	2,462
16.	♦Aeric Sanders	01-02-03-04	109	2,460
17.	Tony Gwynn	78-79-80-81	107	+2,422
18.	Tony Ross	87-88-89	85	2,402
19.	♦John Sharper	03-04-05-06	119	2,381
20.	♦Chris Walton	01-02-04-05	110	2,286
---				
	♦Kawhi Leonard	10-11	67	2,161
	♦Malcolm Thomas	10-11	68	2,111

# 2009-10 San Diego State Schedule/Results

**Record: 33-2 (Home: 14-1, Away: 12-1, Neutral: 7-0)**  
**Mountain West Conference: 14-2 (Home: 7-1, Away: 7-1)**

Date	SDSU NR	Opponent	SDSU Result	W-L	Record	MWC	San Diego State High			
							Scorer	Rebounder	Assists	Attendance
Nov. 13	25/rv	at Long Beach State	W 81-65	W1	1-0		Leonard - 21	Leonard - 12	Thomas - 6	5,143 (c)
Nov. 16	25/rv	#at (11/12) Gonzaga	W 79-76	W2	2-0		White - 30	Leonard - 12	Gay, Leonard - 3	6,000 (c)
Nov. 20	25/rv	~vs. Green Bay	W 79-70	W3	3-0		Leonard - 23	Leonard - 10	Tapley, Thomas - 3	2,117
Nov. 21	25/rv	~vs. IUPUI	W 61-46	W4	4-0		Leonard - 20	Leonard - 10	Gay - 4	1,863
Nov. 22	18/22	~at Miami (Ohio)	W 77-56	W5	5-0		Gay - 19	Leonard - 13	Gay, Leonard - 4	1,858
Nov. 26	18/22	SAN DIEGO CHRISTIAN	W 88-69	W6	6-0		Leonard, Tapley - 14	Thomas - 8	L. Franklin - 6	5,674
Dec. 1	17/19	(rv/rv) SAINT MARY'S	W 69-55	W7	7-0		Tapley - 14	Leonard - 8	White - 4	12,414 (c)
Dec. 4	17/19	(-rv) WICHITA STATE	W 83-69	W8	8-0		White - 24	Leonard - 12	Gay - 6	12,414 (c)
Dec. 8	14/15	at California	W 77-57	W9	9-0		Leonard - 20	Tapley - 7	Thomas, White - 4	9,426
Dec. 11	14/15	SAN DIEGO	W 77-49	W10	10-0		Thomas - 20	Leonard - 13	Gay, Leonard - 4	12,414 (c)
Dec. 13	11/10	CAL POLY	W 51-45	W11	11-0		Thomas - 18	Thomas - 15	Thomas - 3	7,971
Dec. 18	11/10	UC SANTA BARBARA	W 90-64	W12	12-0		Thomas - 18	Thomas - 10	Tapley - 5	12,414 (c)
Dec. 21	7/7	\$vs. San Francisco	W 62-56	W13	13-0		Leonard - 23	Leonard - 14	Gay - 3	1,202
Dec. 22	7/7	\$vs. IUPUI	W 56-54	W14	14-0		Gay - 18	Thomas - 9	Tapley - 5	1,095
Dec. 31	7/7	OCCIDENTAL	W 93-50	W15	15-0		Rahon, Tapley - 15	Leonard - 10	Leonard, Tapley - 4	12,414 (c)
Jan. 5	6/6	*at TCU	W 66-53	W16	16-0	1-0	Thomas - 18	Leonard - 11	Gay - 6	4,287
Jan. 8	6/6	*at Utah	W 71-62	W17	17-0	2-0	Leonard - 20	Thomas - 14	Gay, White - 3	8,571
Jan. 12	6/6	*(rv/rv) UNLV	W 55-49	W18	18-0	3-0	Leonard - 15	Leonard - 17	Leonard - 4	12,414 (c)
Jan. 15	6/6	*at New Mexico	W 87-77	W19	19-0	4-0	Gay - 30	Leonard - 15	Gay, Leonard - 4	15,411 (c)
Jan. 19	6/6	*AIR FORCE	W 68-55	W20	20-0	5-0	Gay - 20	Leonard - 10	Gay, Tapley, Thomas - 3	12,414 (c)
Jan. 26	4/4	*at (9/9) Brigham Young	L 58-71	L1	20-1	5-1	Leonard - 22	Leonard - 15	Gay - 4	22,700 (c)
Jan. 29	4/4	*WYOMING	W 96-57	W1	21-1	6-1	Tapley - 24	Carlwell - 10	Leonard - 4	12,414 (c)
Feb. 2	7/6	*at (rv/-) Colorado State (:01.8)	W 56-54	W2	22-1	7-1	Rahon - 15	Leonard - 15	Gay, Leonard - 4	7,353
Feb. 5	7/6	*TCU	W 60-53	W3	23-1	8-1	White - 19	Thomas - 14	Gay - 6	12,414 (c)
Feb. 8	6/6	*UTAH	W 85-53	W4	24-1	9-1	Gay, White - 15	Leonard - 14	Gay - 6	12,414 (c)
Feb. 12	6/6	*at UNLV	W 63-57	W5	25-1	10-1	Gay - 20	Leonard - 10	Gay - 3	18,557 (c)
Feb. 16	6/6	*NEW MEXICO	W 68-62	W6	26-1	11-1	Leonard, Thomas - 22	Leonard - 9	Gay, Leonard - 3	12,414 (c)
Feb. 19	6/6	*at Air Force	W 70-58	W7	27-1	12-1	Thomas - 20	Leonard - 15	Gay - 5	3,463
Feb. 26	6/4	*(7/7) BRIGHAM YOUNG	L 67-80	L1	27-2	12-2	Leonard - 17	Leonard - 13	Leonard - 4	12,414 (c)
Mar. 1	9/9	*at Wyoming	W 85-58	W1	28-2	13-2	Carlwell, Thomas - 15	Thomas - 11	Gay - 3	4,518
Mar. 5	9/9	*COLORADO STATE	W 66-48	W2	29-2	14-2	Leonard - 17	Leonard - 12	four with - 2	12,414 (c)
Mar. 10	7/6	`vs. [7] Utah (QF)	W 64-50	W3	30-2		Leonard, Thomas - 13	Leonard - 12	Thomas - 8	12,325
Mar. 11	7/6	`at [3] UNLV (SF) (:04.9)	W 74-72	W4	31-2		Leonard - 18	Leonard, Thomas - 8	Thomas - 5	18,500 (c)
Mar. 12	7/6	`vs. (8/8) [1] Brigham Young (CH)	W 72-54	W5	32-2		White - 21	White - 12	Thomas - 3	18,500 (c)
Mar. 17	6/5	^vs. [15] No. Colorado (2R)	W 68-50	W6	33-2		Leonard - 21	White - 13	Gay, Tapley - 3	10,101
Mar. 19	6/5	^vs. [7] Temple (3R)								

Caps denotes home game. # - O'Reilly Auto Parts CBE Classic. ~ - O'Reilly Auto Parts CBE Classic (Oxford, Ohio). \$ - Las Vegas Holiday Hoops Classic (Las Vegas, Nev.). \* - Mountain West Conference Game. ` - Conoco Mountain West Conference Championships (Thomas & Mack Center; Las Vegas, Nev.). ^ - NCAA Tournament (Tucson, Ariz.). c - Indicates capacity crowd. SDSU NR - San Diego State national ranking (*Associated Press* and *ESPN/USA Today* coaches polls at gametime). Time to the right of opponent name indicates time remaining on a game-winning shot.

## Record/Attendance Summary

	G	W-L	Total	Average	High
Home	15	14-1	175,027	11,668	12,414 - 13 times
Mountain West	8	7-1	99,312	12,414	12,414 - eight times
Away	13	12-1	125,787	9,676	22,700 at Brigham Young (Jan. 26)
Mountain West	8	7-1	84,860	10,608	22,700 at Brigham Young (Jan. 26)
Neutral	7	7-0	47,203	6,743	18,500 vs. Brigham Young (18,500)
Total	35	33-2	348,017	9,943	22,700 at Brigham Young (Jan. 26)
Mountain West	16	14-2	184,172	11,511	22,700 at Brigham Young (Jan. 26)

## Win/Loss Margin

	1	2	3	4	5	6	7	8	9	10	12	13	14	15	16	18	19	20	21	26	27	28	32	39	43	=<3	=<5	=<10	
Win		3	1				5	1		2	1	1	2	3	1	1	3	1	1	1	1	1	1	1	1	1	1	1	1
Loss																													2

# 2010-11 San Diego State Season Stats

**Record: 33-2 (Home: 14-1, Away: 12-1, Neutral: 7-0)**

No.	Player	GPGS	Min	Avg	TOTAL		3-PTS		FT-FTA		REBOUNDS		PF	FO	A	TO	Blk	Stl	Pts	Avg			
					FG-FGA	Pct	3FG-FGA	Pct	Pct	Pct	Off	Def									Tot	Avg	
15	LEONARD, Kawhi	34	34	1097	32.3	201-449	.448	24-81	.296	103-137	.752	109	253	362	10.6	82	2	84	70	21	49	529	15.6
04	THOMAS, Malcolm	35	35	1048	29.9	146-272	.537	2-12	.167	102-157	.650	102	182	284	8.1	79	1	78	74	71	17	396	11.3
23	GAY, D.J.	35	35	1217	34.8	129-339	.381	68-191	.356	61-90	.678	9	62	71	2.0	29	0	111	43	2	37	387	11.1
32	WHITE, Billy	34	34	875	25.7	136-244	.557	9-26	.346	58-78	.744	61	79	140	4.1	98	3	54	56	26	36	339	10.0
22	TAPLEY, Chase	32	29	796	24.9	107-217	.493	36-96	.375	24-29	.828	20	58	78	2.4	40	0	62	42	7	42	274	8.6
11	RAHON, James	35	6	767	21.9	88-204	.431	51-119	.429	27-39	.692	14	42	56	1.6	53	1	28	18	1	15	254	7.3
05	CARLWELL, Brian	35	1	407	11.6	52-100	.520	3-9	.333	28-45	.622	43	54	97	2.8	43	1	7	23	24	6	135	3.9
21	FRANKLIN, Jamaal	21	0	172	8.2	23-47	.489	7-21	.333	9-17	.529	13	26	39	1.9	16	0	9	13	5	3	62	3.0
10	SHELTON, Tim	29	0	287	9.9	21-56	.375	4-17	.235	5-11	.455	13	34	47	1.6	33	0	12	8	1	6	51	1.8
42	CHERIET, Mehdi	21	0	150	7.1	14-36	.389	3-19	.158	7-8	.875	10	10	20	1.0	24	0	4	8	4	3	38	1.8
03	FRANKLIN, LaBradford	17	1	135	7.9	11-27	.407	2-10	.200	12-15	.800	1	14	15	0.9	12	0	23	17	0	3	36	2.1
00	WILLIAMS, Alec	10	0	49	4.9	8-21	.381	1-5	.200	4-5	.800	6	8	14	1.4	5	0	0	1	1	0	21	2.1
TEAM												43	51	94	2.8	0		7				0	
SDSU TOTALS		35				936-2012	.465	210-606	.347	440-631	.697	444	873	1317	37.6	514	8	472	380	163	217	2522	72.1
OPPONENTS		35				750-1904	.394	180-578	.311	374-520	.719	359	717	1076	30.7	588	-	376	441	96	178	2054	58.7

SCORE BY PERIODS:	1st	2nd	OT	2OT	Total
SAN DIEGO STATE	1,223	1,299			- 2,522
OPPONENTS	993	1,061			- 2,054

**Mountain West Conference: 14-2 (Home: 7-1, Away: 7-1)**

No.	Player	GPGS	Min	Avg	TOTAL		3-PTS		FT-FTA		REBOUNDS		PF	FO	A	TO	Blk	Stl	Pts	Avg			
					FG-FGA	Pct	3FG-FGA	Pct	Pct	Pct	Off	Def									Tot	Avg	
15	LEONARD, Kawhi	16	16	526	32.9	83-210	.395	5-27	.185	66-86	.767	59	131	190	11.9	39	2	42	39	10	24	237	14.8
23	GAY, D.J.	16	16	582	36.4	61-175	.349	32-96	.333	31-50	.620	3	32	35	2.2	13	0	58	15	0	24	185	11.6
04	THOMAS, Malcolm	16	16	502	31.4	67-134	.500	2-10	.200	47-70	.671	51	98	149	9.3	34	0	30	35	37	6	183	11.4
32	WHITE, Billy	16	16	410	25.6	52-95	.547	5-13	.385	27-37	.730	18	33	51	3.2	50	2	23	28	14	8	136	8.5
22	TAPLEY, Chase	14	12	343	24.5	44-98	.449	19-52	.365	16-17	.941	5	23	28	2.0	18	0	23	15	3	13	123	8.8
11	RAHON, James	16	4	366	22.9	35-93	.376	24-59	.407	13-20	.650	6	19	25	1.6	25	0	12	11	1	4	107	6.7
05	CARLWELL, Brian	16	0	191	11.9	28-51	.549	1-4	.250	12-19	.632	29	30	59	3.7	28	1	3	10	14	3	69	4.3
21	FRANKLIN, Jamaal	9	0	81	9.0	10-22	.455	3-10	.300	7-10	.700	6	18	24	2.7	6	0	6	6	1	1	30	3.3
10	SHELTON, Tim	13	0	118	9.1	8-18	.444	2-5	.400	1-4	.250	5	11	16	1.2	15	0	6	1	0	3	19	1.5
42	CHERIET, Mehdi	9	0	49	5.4	6-16	.375	2-8	.250	3-4	.750	4	5	9	1.0	11	0	1	2	1	1	17	1.9
03	FRANKLIN, LaBradford	3	0	18	6.0	3-5	.600	1-2	.500	1-2	.500	0	4	4	1.3	2	0	3	2	0	0	8	2.7
00	WILLIAMS, Alec	3	0	14	4.7	3-8	.375	0-0	.000	1-2	.500	3	2	5	1.7	2	0	0	1	0	0	7	2.3
TEAM												24	18	42	2.6	0		4					
SDSU TOTALS		16				400-925	.432	96-286	.336	225-321	.701	213	424	637	39.8	243	5	207	169	81	87	1121	70.1
OPPONENTS		16				346-886	.391	70-246	.285	185-267	.693	160	358	518	32.4	289	-	176	181	60	81	947	59.2

SCORE BY PERIODS:	1st	2nd	OT	2OT	Total
SAN DIEGO STATE	547	574			- 1,121
OPPONENTS	439	508			- 947

# 2010-11 San Diego State - Home/Away Stats

## Home: 14-1

No.	Player	GPGS	Min	Avg	TOTAL		3-PTS			REBOUNDS													
					FG-FGA	Pct	3FG-FGA	Pct	FT-FTA	Pct	Off	Def	Tot	Avg	PF	FO	A	TO	Blk	Stl	Pts	Avg	
04	THOMAS, Malcolm	15	15	437	29.1	65-109	.596	1-5	.200	54-80	.675	49	85	134	8.9	24	0	33	29	40	8	185	12.3
15	LEONARD, Kawhi	14	14	439	31.4	68-175	.389	5-28	.179	41-53	.774	36	111	147	10.5	29	1	39	17	9	23	182	13.0
23	GAY, D.J.	15	15	497	33.1	51-139	.367	30-81	.370	25-33	.758	1	22	23	1.5	10	0	50	15	0	19	157	10.5
32	WHITE, Billy	14	14	350	25.0	60-89	.674	5-8	.625	29-39	.744	19	32	51	3.6	38	2	18	16	12	10	154	11.0
22	TAPLEY, Chase	13	11	304	23.4	49-93	.527	19-41	.463	6-6	1.000	8	16	24	1.8	13	0	23	16	3	18	123	9.5
11	RAHON, James	15	4	337	22.5	37-94	.394	22-52	.423	16-23	.696	7	14	21	1.4	19	0	15	9	0	5	112	7.5
05	CARLWELL, Brian	15	1	197	13.1	30-55	.545	3-5	.600	15-26	.577	26	25	51	3.4	19	1	3	11	16	3	78	5.2
21	FRANKLIN, Jamaal	9	0	96	10.7	14-25	.560	3-9	.333	6-13	.462	11	17	28	3.1	7	0	6	6	4	1	37	4.1
03	FRANKLIN, LaBradford	9	1	109	12.1	9-23	.391	2-9	.222	9-12	.750	1	13	14	1.6	10	0	20	13	0	3	29	3.2
42	CHERIET, Mehdi	10	0	93	9.3	13-24	.542	3-12	.250	0-1	.000	6	7	13	1.3	11	0	3	4	2	2	29	2.9
00	WILLIAMS, Alec	6	0	39	6.5	6-17	.353	0-2	.000	4-5	.800	6	7	13	2.2	3	0	0	1	1	0	16	2.7
10	SHELTON, Tim	12	0	102	8.5	5-20	.250	1-5	.200	3-5	.600	6	11	17	1.4	11	0	4	2	0	1	14	1.2
TEAM												15	17	32	2.3	0					2		
SDSU TOTALS		15				407-863	.472	94-257	.366	208-296	.703	191	377	568	37.9	194	4	214	141	87	93	1116	74.4
OPPONENTS		15				327-831	.394	89-252	.353	115-161	.714	146	292	438	29.2	270	-	173	191	42	74	858	57.2

SCORE BY PERIODS:	1st	2nd	OT	2OT	Total
SAN DIEGO STATE	551	565			- 1,116
OPPONENTS	402	456			- 858

## Road/Neutral: 19-1 (Away: 12-1, Neutral 7-0)

No.	Player	GPGS	Min	Avg	TOTAL		3-PTS			REBOUNDS													
					FG-FGA	Pct	3FG-FGA	Pct	FT-FTA	Pct	Off	Def	Tot	Avg	PF	FO	A	TO	Blk	Stl	Pts	Avg	
15	LEONARD, Kawhi	20	20	658	32.9	133-274	.485	19-53	.358	62-84	.738	73	142	215	10.8	53	1	45	53	12	26	347	17.4
23	GAY, D.J.	20	20	720	36.0	78-200	.390	38-110	.345	36-57	.632	8	40	48	2.4	19	0	61	28	2	18	230	11.5
04	THOMAS, Malcolm	20	20	611	30.6	81-163	.497	1-7	.143	48-77	.623	53	97	150	7.5	55	1	45	45	31	9	211	10.6
32	WHITE, Billy	20	20	525	26.3	76-155	.490	4-18	.222	29-39	.744	42	47	89	4.5	60	1	36	40	14	26	185	9.3
22	TAPLEY, Chase	19	18	492	25.9	58-124	.468	17-55	.309	18-23	.783	12	42	54	2.8	27	0	39	26	4	24	151	7.9
11	RAHON, James	20	2	430	21.5	51-110	.464	29-67	.433	11-16	.688	7	28	35	1.8	34	1	13	9	1	10	142	7.1
05	CARLWELL, Brian	20	0	210	10.5	22-45	.489	0-4	.000	13-19	.684	17	29	46	2.3	24	0	4	12	8	3	57	2.9
10	SHELTON, Tim	17	0	185	10.9	16-36	.444	3-12	.250	2-6	.333	7	23	30	1.8	22	0	8	6	1	5	37	2.2
21	FRANKLIN, Jamaal	12	0	76	6.3	9-22	.409	4-12	.333	3-4	.750	2	9	11	0.9	9	0	3	7	1	2	25	2.1
42	CHERIET, Mehdi	11	0	57	5.2	1-12	.083	0-7	.000	7-7	1.000	4	3	7	0.6	13	0	1	4	2	1	9	0.8
03	FRANKLIN, LaBradford	8	0	26	3.3	2-4	.500	0-1	.000	3-3	1.000	0	1	1	0.1	2	0	3	4	0	0	7	0.9
00	WILLIAMS, Alec	4	0	10	2.5	2-4	.500	1-3	.333	0-0	.000	0	1	1	0.3	2	0	0	0	0	0	5	1.3
TEAM												28	34	62	3.3	0					5		
SDSU TOTALS		20				529-1149	.460	116-349	.332	232-335	.693	253	496	749	37.5	320	4	258	239	76	124	1406	70.3
OPPONENTS		20				423-1073	.394	91-326	.279	259-359	.721	213	425	638	31.9	318	-	203	250	54	104	1196	59.8

SCORE BY PERIODS:	1st	2nd	OT	2OT	Total
SAN DIEGO STATE	672	734			- 1,406
OPPONENTS	591	605			- 1,196

# 2010-11 San Diego State - Win/Loss Stats

## Wins: 33

No.	Player	GPGS	Min	Avg	TOTAL		3-PTS			REBOUNDS													
					FG-FGA	Pct	3FG-FGA	Pct	FT-FTA	Pct	Off	Def	Tot	Avg	PF	FO	A	TO	Blk	Stl	Pts	Avg	
15	LEONARD, Kawhi	32	32	1027	32.1	187-415	.451	22-73	.301	94-124	.758	96	238	334	10.4	77	2	78	61	20	45	490	15.3
23	GAY, D.J.	33	33	1145	34.7	127-325	.391	66-181	.365	59-87	.678	8	58	66	2.0	25	0	104	42	2	35	379	11.5
04	THOMAS, Malcolm	33	33	981	29.7	139-251	.554	2-11	.182	97-150	.647	93	174	267	8.1	74	1	76	69	68	17	377	11.4
32	WHITE, Billy	32	32	815	25.5	128-226	.566	9-24	.375	58-74	.784	58	74	132	4.1	90	2	50	53	24	34	323	10.1
22	TAPLEY, Chase	30	27	741	24.7	100-199	.503	33-86	.384	22-27	.815	19	55	74	2.5	37	0	60	39	7	38	255	8.5
11	RAHON, James	33	6	721	21.8	82-191	.429	48-114	.421	25-37	.676	13	40	53	1.6	51	1	25	16	1	14	237	7.2
05	CARLWELL, Brian	33	1	393	11.9	50-98	.510	3-9	.333	28-45	.622	42	53	95	2.9	43	1	7	23	23	6	131	4.0
21	FRANKLIN, Jamaal	21	0	172	8.2	23-47	.489	7-21	.333	9-17	.529	13	26	39	1.9	16	0	9	13	5	3	62	3.0
10	SHELTON, Tim	27	0	271	10.0	20-51	.392	3-16	.188	5-11	.455	13	29	42	1.6	33	0	12	8	1	6	48	1.8
42	CHERIET, Mehdi	21	0	150	7.1	14-36	.389	3-19	.158	7-8	.875	10	10	20	1.0	24	0	4	8	4	3	38	1.8
03	FRANKLIN, LaBradford	17	1	135	7.9	11-27	.407	2-10	.200	12-15	.800	1	14	15	0.9	12	0	23	17	0	3	36	2.1
00	WILLIAMS, Alec	10	0	49	4.9	8-21	.381	1-5	.200	4-5	.800	6	8	14	1.4	5	0	0	1	1	0	21	2.1
TEAM												39	46	85	2.7	0				7			0
SDSU TOTALS.		33			889-1887		.471	199-569	.350	420-600	.700	411	825	1236	37.5	487	7	448	357	156	204	2397	72.6
OPPONENTS		33			698-1790		.390	161-539	.299	346-487	.710	342	666	1008	30.5	559	-	348	422	80	162	1903	57.7

SCORE BY PERIODS:	1st	2nd	OT	2OT	Total
SAN DIEGO STATE	1,157	1,240			- 2,397
OPPONENTS	925	978			- 1,903

## Losses: 2

No.	Player	GPGS	Min	Avg	TOTAL		3-PTS			REBOUNDS													
					FG-FGA	Pct	3FG-FGA	Pct	FT-FTA	Pct	Off	Def	Tot	Avg	PF	FO	A	TO	Blk	Stl	Pts	Avg	
15	LEONARD, Kawhi	2	2	70	35.0	14-34	.412	2-8	.250	9-13	.692	13	15	28	14.0	5	0	6	9	1	4	39	19.5
04	THOMAS, Malcolm	2	2	67	33.5	7-21	.333	0-1	.000	5-7	.714	9	8	17	8.5	5	0	2	5	3	0	19	9.5
22	TAPLEY, Chase	2	2	55	27.5	7-18	.389	3-10	.300	2-2	1.000	1	3	4	2.0	3	0	2	3	0	4	19	9.5
11	RAHON, James	2	0	46	23.0	6-13	.462	3-5	.600	2-2	1.000	1	2	3	1.5	2	0	3	2	0	1	17	8.5
32	WHITE, Billy	2	2	60	30.0	8-18	.444	0-2	.000	0-4	.000	3	5	8	4.0	8	1	4	3	2	2	16	8.0
23	GAY, D.J.	2	2	72	36.0	2-14	.143	2-10	.200	2-3	.667	1	4	5	2.5	4	0	7	1	0	2	8	4.0
05	CARLWELL, Brian	2	0	14	7.0	2-2	1.000	0-0	.000	0-0	.000	1	1	2	1.0	0	0	0	0	1	0	4	2.0
10	SHELTON, Tim	2	0	16	8.0	1-5	.200	1-1	1.000	0-0	.000	0	5	5	2.5	0	0	0	0	0	0	3	1.5
TEAM												4	5	9	4.5	0				0			
SDSU TOTALS		2			47-125		.376	11-37	.297	20-31	.645	33	48	81	40.5	27	1	24	23	7	13	125	62.5
OPPONENTS		2			52-114		.456	19-39	.487	28-33	.848	17	51	68	34.0	29	-	28	19	16	16	151	75.5

SCORE BY PERIODS:	1st	2nd	OT	2OT	Total
SAN DIEGO STATE	66	59			- 125
OPPONENTS	68	83			- 151

# 2010-11 San Diego State - Postseason Stats

## NCAA Tournament Record: 1-0 (Neutral 1-0)

No.	Player	GPGS	Min	Avg	TOTAL		3-PTS		FT-FTA	Pct	REBOUNDS				PF	FO	A	TO	Blk	Stl	Pts	Avg	
					FG-FGA	Pct	3FG-FGA	Pct			Off	Def	Tot	Avg									
15	LEONARD, Kawhi	1	1	36	36.0	9-14	.643	3-5	.600	0-0	.000	1	9	10	10.0	2	0	2	1	1	0	21	21.0
22	TAPLEY, Chase	1	1	27	27.0	5-11	.455	2-6	.333	2-3	.667	1	3	4	4.0	2	0	3	1	1	1	14	14.0
32	WHITE, Billy	1	1	34	34.0	5-13	.385	1-2	.500	1-2	.500	7	6	13	13.0	2	0	2	1	0	3	12	12.0
11	RAHON, James	1	0	21	21.0	4-7	.571	2-3	.667	2-2	1.000	0	1	1	1.0	0	0	0	0	0	1	12	12.0
23	GAY, D.J.	1	1	34	34.0	2-11	.182	1-5	.200	0-0	.000	1	3	4	4.0	0	0	3	0	1	0	5	5.0
04	THOMAS, Malcolm	1	1	26	26.0	2-6	.333	0-0	.000	0-1	.000	2	2	4	4.0	1	0	1	0	1	0	4	4.0
10	SHELTON, Tim	1	0	10	10.0	0-2	.000	0-1	.000	0-0	.000	1	1	2	2.0	0	0	0	0	0	0	0	0.0
05	CARLWELL, Brian	1	0	10	10.0	0-2	.000	0-0	.000	0-0	.000	1	3	4	4.0	1	0	0	0	1	0	0	0.0
21	FRANKLIN, Jamaal	1	0	2	2.0	0-0	.000	0-0	.000	0-0	.000	0	0	0	0.0	0	0	0	0	0	0	0	0.0
TEAM											1	2	3	3.0	0			1					
SDSU TOTALS		1				27-66	.409	9-22	.409	5-8	.625	15	30	45	45.0	8	0	11	4	5	5	68	68.0
OPPONENTS		1				19-56	.339	8-22	.364	4-8	.500	9	24	33	33.0	7	-	8	9	0	2	50	50.0

SCORE BY PERIODS:	1st	2nd	OT	2OT	Total
SAN DIEGO STATE	30	38			- 68
OPPONENTS	24	26			- 50

## MWC Tournament Record: 3-0 (Away: 1-0, Neutral 2-0)

No.	Player	GPGS	Min	Avg	TOTAL		3-PTS		FT-FTA	Pct	REBOUNDS				PF	FO	A	TO	Blk	Stl	Pts	Avg	
					FG-FGA	Pct	3FG-FGA	Pct			Off	Def	Tot	Avg									
15	LEONARD, Kawhi	3	3	93	31.0	22-42	.524	3-6	.500	4-4	1.000	11	17	28	9.3	7	0	4	6	2	4	51	17.0
32	WHITE, Billy	3	3	91	30.3	15-33	.455	0-3	.000	14-15	.933	13	11	24	8.0	6	0	5	6	2	6	44	14.7
04	THOMAS, Malcolm	3	3	101	33.7	13-25	.520	0-0	.000	9-17	.529	8	17	25	8.3	7	0	16	5	3	3	35	11.7
22	TAPLEY, Chase	3	3	81	27.0	9-23	.391	3-7	.429	2-2	1.000	2	7	9	3.0	4	0	7	6	0	6	23	7.7
23	GAY, D.J.	3	3	109	36.3	7-23	.304	4-12	.333	0-0	.000	0	5	5	1.7	3	0	4	6	0	3	18	6.0
21	FRANKLIN, Jamaal	3	0	27	9.0	5-10	.500	4-8	.500	2-3	.667	0	2	2	0.7	4	0	1	3	1	2	16	5.3
11	RAHON, James	3	0	51	17.0	4-12	.333	2-6	.333	0-0	.000	1	3	4	1.3	3	0	4	1	0	2	10	3.3
10	SHELTON, Tim	3	0	15	5.0	3-4	.750	1-1	1.000	0-2	.000	0	3	3	1.0	1	0	0	0	0	0	7	2.3
05	CARLWELL, Brian	3	0	32	10.7	1-6	.167	0-0	.000	4-6	.667	2	3	5	1.7	2	0	1	3	0	0	6	2.0
TEAM											5	4	9	4.5	0			0					
SDSU TOTALS		3				79-178	.444	17-43	.395	35-49	.714	42	72	114	38.0	37	0	42	36	8	26	210	70.0
OPPONENTS		3				65-167	.389	14-52	.269	32-37	.865	33	65	98	32.7	39	-	29	41	13	14	176	58.7

SCORE BY PERIODS:	1st	2nd	OT	2OT	Total
SAN DIEGO STATE	117	93			- 210
OPPONENTS	80	96			- 176

## 2010-11 Team Game-By-Game

Opponent	Site/Date	FG-FGA	Pct	3P-3PA	Pct	FT-FTA	Pct	Off-Def	Tot	PF	AT	TO	BS	ST	1st-2nd	Pts
(25/rv) SDSU at Long Beach State	A 11/13	33-65 24-64	.508 .375	9-25 5-23	.360 .217	6-7 12-19	.857 .632	12-32 13-21	44 34	16 11	18 11	12 9	3 0	6 6	42-39 42-23	81 65
(25/rv) SDSU at (11/12) Gonzaga	A 11/16	33-65 25-52	.508 .481	5-13 5-18	.385 .278	8-15 21-27	.533 .778	18-21 9-20	39 29	24 17	12 10	16 4	1 2	9 7	42-37 37-39	79 76
(25/rv) SDSU vs. Green Bay	N 11/20	29-48 24-64	.604 .375	0-7 6-15	.000 .400	21-36 16-20	.583 .800	14-26 17-13	40 30	18 28	12 12	15 11	4 4	4 6	33-46 38-32	79 70
(25/rv) SDSU vs. IUPUI	N 11/21	25-50 15-36	.500 .417	7-17 5-13	.412 .385	4-4 11-15	1.000 .733	12-15 7-11	27 18	18 8	11 7	14 17	2 2	8 7	20-41 23-23	61 46
(18/22) SDSU at Miami (Ohio)	A 11/22	28-56 18-49	.500 .367	7-16 8-21	.438 .381	14-18 12-15	.778 .800	12-21 12-19	33 31	16 17	13 8	12 19	4 2	7 3	39-38 34-22	77 56
at (18/22) SDSU San Diego Christian	H 11/26	38-63 25-59	.603 .424	8-15 10-28	.533 .357	4-9 9-9	.444 1.000	12-25 8-14	37 22	10 8	19 17	12 12	4 1	6 5	44-44 34-35	88 69
at (17/19) SDSU (rv/rv) Saint Mary's	H 12/1	27-60 22-56	.450 .393	5-13 9-18	.385 .500	10-15 2-4	.667 .500	10-25 9-26	35 35	9 19	10 9	9 16	10 1	9 5	37-32 24-31	69 55
at (17/19) SDSU (-rv) Wichita State	H 12/4	30-59 26-56	.508 .464	4-14 9-18	.286 .500	19-30 8-12	.633 .667	10-26 6-21	36 27	17 25	15 13	8 13	5 6	10 6	37-46 36-33	83 69
(14/15) SDSU at California	A 12/8	28-59 18-48	.475 .375	10-22 0-9	.455 .000	11-19 21-28	.579 .750	8-20 14-24	28 38	21 18	16 13	8 18	7 0	6 4	28-49 26-31	77 57
at (14/15) SDSU San Diego	H 12/11	28-60 20-52	.467 .385	5-16 3-15	.313 .200	16-20 6-9	.800 .667	12-24 9-21	36 30	10 17	15 6	4 11	4 1	6 1	34-43 28-21	77 49
at (11/10) SDSU Cal Poly	H 12/13	16-46 14-48	.348 .292	0-18 8-22	.000 .364	19-24 9-13	.792 .692	14-25 10-16	39 26	17 24	12 7	14 14	10 1	6 10	16-35 15-30	51 45
at (11/10) SDSU UC Santa Barbara	H 12/18	32-57 25-64	.561 .391	12-24 5-17	.500 .294	14-17 9-10	.824 .900	11-21 18-16	32 34	15 17	19 16	9 13	4 0	1 2	57-33 29-35	90 64
(7/7) SDSU vs. San Francisco	N 12/21	24-47 21-50	.511 .420	5-17 6-16	.294 .375	9-13 8-14	.692 .571	8-22 13-19	30 32	13 19	10 11	15 14	6 0	6 10	31-31 31-25	62 56
(7/7) SDSU vs. IUPUI	N 12/22	23-49 21-44	.469 .477	3-20 4-12	.150 .333	7-9 8-11	.778 .727	7-16 8-20	23 28	12 10	11 8	12 16	2 1	7 2	27-29 29-25	56 54
at (7/7) SDSU Occidental	H 12/31	36-59 22-53	.610 .415	8-18 5-13	.444 .385	13-17 1-2	.765 .500	14-28 4-9	42 13	10 15	19 15	11 13	3 2	8 7	42-51 24-26	93 50
(6/6) SDSU at TCU	A 1/5	29-65 20-55	.446 .364	4-22 5-21	.182 .238	4-6 8-12	.667 .667	13-25 11-24	38 35	12 13	17 11	9 12	5 1	8 3	29-37 26-27	66 53
(6/6) SDSU at Utah	A 1/8	28-64 23-60	.438 .383	7-20 4-15	.350 .267	8-18 12-18	.444 .667	15-28 12-28	43 40	15 19	15 9	11 13	4 2	3 4	33-38 34-28	71 62
at (6/6) SDSU (rv/rv) UNLV	H 1/12	19-53 22-61	.358 .361	4-17 1-18	.235 .056	13-17 4-7	.765 .571	10-32 9-22	42 31	12 19	10 9	12 9	4 3	2 5	28-27 26-23	55 49
(6/6) SDSU at New Mexico	A 1/15	27-55 22-58	.491 .379	13-25 7-16	.520 .438	20-29 26-35	.690 .743	10-30 12-23	40 35	23 23	19 15	8 5	7 5	3 5	37-50 29-48	87 77
at (6/6) SDSU Air Force	H 1/19	25-54 22-43	.463 .512	11-26 6-11	.423 .545	7-16 5-6	.438 .833	16-18 4-16	34 20	10 17	14 16	10 13	4 0	8 3	34-34 30-25	68 55
(4/4) SDSU at (9/9) BYU	A 1/26	22-62 25-56	.355 .446	5-20 5-15	.250 .333	9-15 16-19	.600 .842	18-24 9-26	42 35	14 14	10 10	12 7	4 9	5 8	31-27 30-41	58 71
at (4/4) SDSU Wyoming	H 1/29	35-65 19-64	.538 .297	17-33 4-16	.515 .250	9-15 15-22	.600 .682	13-32 16-21	45 37	19 16	20 6	11 11	11 2	6 6	53-43 22-35	96 57
(7/6) SDSU at (rv/-) Colorado St.	A 2/2	22-55 19-52	.400 .365	4-16 2-8	.250 .250	8-10 14-22	.800 .636	5-29 7-30	34 37	18 16	11 14	13 12	3 2	7 6	31-25 29-25	56 54
at (6/6) SDSU TCU	H 2/5	20-51 21-53	.392 .396	2-9 5-16	.222 .313	18-24 6-9	.750 .667	14-25 8-19	39 27	9 20	11 11	7 7	2 4	3 1	28-32 24-29	60 53
at (6/6) SDSU Utah	H 2/8	32-71 22-62	.451 .355	5-11 3-12	.455 .250	16-26 6-12	.615 .500	17-33 11-25	50 36	15 21	17 9	4 15	6 5	9 2	48-37 21-32	85 53

## 2010-11 Team Game-By-Game

Opponent	Site/Date	FG-FGA	Pct	3P-3PA	Pct	FT-FTA	Pct	Off-Def	Tot	PF	AT	TO	BS	ST	1st-2nd	Pts
(6/6) SDSU at UNLV	A 2/12	20-47 22-58	.426 .379	3-7 1-15	.429 .067	20-22 12-19	.909 .632	10-26 14-18	36 32	19 17	7 8	14 9	2 2	4 4	34-29 27-30	63 57
at (6/6) SDSU New Mexico	H 2/16	21-52 22-53	.404 .415	5-8 5-12	.625 .417	21-31 13-17	.677 .765	14-19 14-23	33 37	16 22	10 13	9 17	9 8	5 5	31-37 24-38	68 62
(6/6) SDSU at Air Force	A 2/19	20-57 19-50	.351 .380	6-24 4-19	.250 .211	24-33 16-22	.727 .727	21-29 6-21	50 27	18 23	11 12	13 7	5 5	3 6	31-39 32-26	70 58
at (6/4) SDSU (7/7) Brigham Young	H 2/26	25-63 27-58	.397 .466	6-17 14-24	.353 .583	11-16 12-14	.688 .857	15-24 8-25	39 33	13 15	14 18	11 12	3 7	8 8	35-32 38-42	67 80
(9/9) SDSU at Wyoming	A 3/1	32-61 23-54	.525 .426	2-13 2-16	.154 .125	19-24 10-18	.792 .556	13-30 7-19	43 26	18 19	12 7	15 17	4 4	7 7	37-48 20-38	85 58
at (9/9) SDSU Colorado State	H 3/5	23-50 18-49	.460 .367	2-18 2-12	.111 .167	18-19 10-15	.947 .667	8-20 12-18	29 30	12 15	9 8	10 18	8 1	5 8	27-39 27-21	66 48
(7/6) SDSU vsUtah	N, MWC-QF 3/10	24-60 21-53	.400 .396	7-18 3-13	.389 .231	9-16 5-6	.563 .833	15-27 6-24	42 30	9 13	18 8	16 20	3 7	10 4	30-34 15-35	64 50
(7/6) SDSU at UNLV	A, MWC-SF 3/11	27-56 25-55	.482 .455	5-10 5-15	.500 .333	15-19 17-18	.789 .944	11-20 11-21	31 32	16 16	12 14	14 12	3 2	8 8	44-30 34-38	74 72
(7/6) SDSU vs. (8/8) Brigham Young	N, MWC-CH 3/12	28-62 19-59	.452 .322	5-15 6-24	.333 .250	11-14 10-13	.786 .769	16-25 16-20	41 36	12 10	12 7	6 9	2 4	8 2	43-29 31-23	72 54
SDSU vs. No. Colorado	N, NCAA-2R 3/17	27-66 19-56	.409 .339	9-22 8-22	.409 .364	5-8 4-8	.625 .500	15-30 9-24	45 33	8 7	11 8	4 9	5 0	5 2	30-38 24-26	68 50
SDSU vs. Temple	N, NCAA-3R 3/18															

# 2010-11 Individual Game-By-Game (Points/Rebs./Asts.)

Opponent	Result	0	3	4	5	10	11	15	21	22	23	32	42
		Alec Williams	LaBradford Franklin	Malcolm Thomas	Brian Carlwell	Tim Shelton	James Rahon	Kawhi Leonard	Jamaal Franklin	Chase Tapley	D.J. Gay	Billy White	Mehdi Cheriet
at Long Beach State	W, 81-65	DNT	0/0/0	10/9/6	0/1/0	0/2/1	14/4/0	21/12/3	CD	11/2/1	20/3/3	6/6/3	0/1/1
#at (11/12) Gonzaga	W, 79-76	DNT	0/0/0	0/1/1	8/2/2	2/1/0	12/4/2	18/12/3	CD	0/3/0	9/0/3	30/9/1	0/1/0
~vs. Green Bay	W, 79-70	CD	0/0/0	12/8/3	5/3/0	8/3/1	2/1/0	23/10/2	CD	14/0/3	7/6/1	6/3/2	2/1/0
~vs. IUPUI	W, 61-46	CD	3/1/1	4/3/0	0/2/0	CD	5/0/1	20/10/3	0/0/0	9/2/1	6/1/4	14/6/1	0/0/0
~at Miami (Ohio)	W, 77-56	CD	0/0/1	16/6/0	4/2/0	3/2/1	15/2/2	12/13/4	0/0/0	4/1/1	19/3/4	2/1/0	2/0/0
SAN DIEGO CHRISTIAN	W, 88-69	2/4/0	9/2/6	9/8/3	6/1/0	CD	8/3/3	14/6/0	4/1/0	14/3/1	5/1/5	10/3/1	7/3/0
(rv/rv) SAINT MARY'S	W, 69-55	CD	6/3/2	12/6/1	5/2/0	0/3/0	9/1/0	6/8/0	CD	14/5/0	8/3/3	9/2/4	CD
(-rv) WICHITA STATE	W, 83-69	CD	0/1/0	12/5/1	3/2/0	2/0/0	2/1/0	16/12/5	CD	4/3/1	14/4/6	24/4/2	6/2/0
at California	W, 77-57	0/0/0	2/0/0	8/6/4	0/2/0	2/4/1	15/0/0	20/3/1	0/0/0	6/7/3	14/3/3	10/2/4	0/0/0
SAN DIEGO	W, 77-49	0/0/0	4/1/3	20/6/0	8/3/0	0/0/0	5/2/1	13/13/4	2/3/1	2/1/2	16/0/4	5/4/0	2/0/0
CAL POLY	W, 51-45	CD	0/1/2	18/15/3	1/0/0	0/3/1	14/3/1	INJ	2/6/1	INJ	10/1/2	6/4/2	0/0/0
UC SANTA BARBARA	W, 90-64	0/0/0	0/1/2	18/10/4	11/3/0	2/5/1	9/1/1	13/7/2	2/0/0	12/1/5	12/1/3	11/3/1	0/0/0
\$vs. San Francisco	W, 62-56	3/1/0	0/0/0	10/4/1	0/0/0	0/0/0	0/3/0	23/14/2	CD	4/3/2	14/1/3	8/1/2	CD
\$vs. IUPUI	W, 56-54	0/0/0	CD	12/9/1	2/0/0	6/3/0	0/1/0	7/4/3	CD	5/2/5	18/0/1	6/4/1	CD
OCCIDENTAL	W, 93-50	9/4/0	4/1/3	14/9/3	7/6/1	CD	15/0/1	14/10/4	6/3/0	15/4/4	7/0/1	INJ	2/3/2
*at TCU	W, 66-53	CD	CD	18/10/2	8/6/0	0/0/0	6/1/0	14/11/2	0/2/1	12/1/4	4/3/6	4/2/2	0/2/0
*at Utah	W, 71-62	CD	CD	17/14/2	0/1/0	2/2/2	3/4/1	20/9/2	CD	5/2/2	18/4/3	6/0/3	CD
* (rv/rv) UNLV	W, 55-49	CD	CD	14/16/2	2/2/1	4/0/0	3/1/0	15/17/4	CD	2/0/1	5/1/2	10/3/0	CD
*at New Mexico	W, 87-77	CD	CD	6/7/3	2/1/0	4/3/2	6/0/1	19/15/4	CD	15/5/3	30/3/4	5/3/2	0/0/0
*AIR FORCE	W, 68-55	CD	CD	8/9/3	6/5/0	1/2/2	3/0/0	10/10/2	CD	8/1/3	20/2/3	12/5/1	CD
*at (9/9) Brigham Young	L, 58-71	CD	CD	10/6/1	0/0/0	3/3/0	7/2/0	22/15/2	CD	8/2/1	2/2/4	6/5/2	CD
*WYOMING	W, 96-57	3/4/0	6/2/2	2/6/3	8/10/1	3/1/0	14/2/3	2/6/4	4/2/1	24/0/2	12/2/2	10/6/1	8/3/1
*at (rv/-) Colorado State	W, 56-54	CD	CD	6/6/0	0/1/0	0/2/0	15/1/0	12/15/4	3/0/0	5/0/1	6/3/4	9/3/2	0/1/0
*TCU	W, 60-53	CD	CD	11/14/1	0/2/0	0/0/0	7/2/0	11/10/2	0/2/1	3/0/0	9/2/6	19/4/1	0/0/0
*UTAH	W, 85-53	2/1/0	0/2/0	8/10/5	10/3/0	INJ	8/2/0	12/14/3	13/10/2	INJ	15/1/6	15/3/1	2/1/0
*at UNLV	W, 63-57	CD	CD	9/7/2	4/5/0	INJ	12/3/1	14/10/0	0/1/0	INJ	20/3/3	4/3/1	0/0/0
*NEW MEXICO	W, 68-62	CD	CD	22/6/1	3/6/0	0/0/0	5/2/2	22/9/3	CD	5/2/1	11/2/3	0/2/0	CD
*at Air Force	W, 70-58	CD	CD	20/13/0	3/3/0	0/0/0	3/3/1	18/15/2	0/2/0	10/8/0	9/2/5	7/3/3	CD
*(7/7) BRIGHAM YOUNG	L, 67-80	CD	CD	9/11/1	4/2/0	0/2/0	10/1/3	17/13/4	CD	11/2/1	6/3/3	10/3/2	CD
*at Wyoming	W, 85-58	2/0/0	2/0/1	15/11/2	15/8/1	ILL	5/1/0	12/9/2	6/4/1	6/3/2	11/2/3	6/1/0	5/1/0
*COLORADO STATE	W, 66-48	CD	CD	8/3/2	4/4/0	2/1/0	0/0/0	17/12/2	4/1/0	9/2/2	7/0/1	13/5/2	2/1/0
`vs. Utah (QF)	W, 64-50	CD	CD	13/10/8	3/1/0	2/2/0	3/0/1	13/12/2	9/1/0	7/0/5	3/2/1	11/9/1	CD
`at UNLV (SF)	W, 74-72	CD	CD	13/8/5	0/2/1	2/0/0	5/2/1	18/8/1	7/0/0	2/6/1	15/2/1	12/3/2	CD
`vs. (8/8) Brigham Young (CH)	W, 72-54	CD	CD	9/7/3	3/2/0	3/1/0	2/2/2	20/8/1	0/1/1	14/3/1	0/1/2	21/12/2	CD
^vs. No. Colorado (2R)	W, 68-50	CD	CD	4/4/1	0/4/0	0/2/0	12/1/0	21/10/2	0/0/0	14/4/3	5/4/3	12/13/2	CD

^vs. Temple (3R)

CD – Did Not Play-Coach's Decision. DND - Did Not Dress. DNT - Did Not Travel. INJ – Did Not Play-Injured. # - O'Reilly Auto Parts CBE Classic. ~ - O'Reilly Auto Parts CBE Classic (Oxford, Ohio). \$ - Las Vegas Holiday Hoops Classic (Las Vegas, Nev.). \* Mountain West Conference game. ` - Mountain West Conference Championship (Thomas & Mack Center; Las Vegas, Nev.). ^ - NCAA Tournament (Tucson, Ariz.).

## 2010-11 Starting Lineups

F	F	C	G	G	W-L	Record As SDSU Starter	Season	Career*
Leonard	White	Thomas	Tapley	Gay	26-2	Brian Carlwell	1-0	3-1
Rahon	White	Thomas	L. Franklin	Gay	1-0	Mehdi Cheriet		2-0
Leonard	White	Thomas	Rahon	Gay	5-0	LaBradford Franklin	1-0	1-0
Leonard	Thomas	Carlwell	Tapley	Gay	1-0	D.J. Gay	33-2	92-26
						Kawhi Leonard	32-2	56-11
						James Rahon	6-0	6-0
						Tim Shelton		13-5
						Chase Tapley	27-2	39-7
						Malcolm Thomas	33-2	57-11
						Billy White	32-2	93-29

\* Aztec career

## 2010-11 Individual Superlatives

Category	San Diego State	Opponent
<b>Points Scored</b>	30 - D.J. Gay at New Mexico (1-15-11) 30 - Billy White at Gonzaga (11-16-10)	43 - Jimmer Fredette at Brigham Young (1-26-11)
<b>Field Goals</b>	14 - Billy White at Gonzaga (11-16-10)	14 - Jimmer Fredette at Brigham Young (1-26-11)
<b>Field Goals Attempted</b>	20 - Kawhi Leonard at Brigham Young (1-26-11) 20 - Kawhi Leonard at Gonzaga (11-16-10)	25 - Jimmer Fredette vs. Brigham Young (3-12-11)
<b>Highest FG Percentage (min. 5 made)</b>	100.0 (6-6) - Billy White vs. Colorado State (3-5-11)	71.4 (5-7) - Mitchell Patton vs. IUPUI (11-21-10)
<b>Highest FG Percentage (min. 10 made)</b>	83.3 (10-12) - Billy White vs. Wichita State (12-4-10)	58.8 (10-17) - Drew Gordon at New Mexico (1-15-11)
<b>3-Point Field Goals Made</b>	7 - D.J. Gay at New Mexico (1-15-11)	6 - Devon Beitzel vs. Northern Colorado (3-17-11)
<b>3-Point Field Goals Attempted</b>	11 - D.J. Gay vs. Air Force (1-19-11) 11 - D.J. Gay at New Mexico (1-15-11)	11 - Aaron Felix vs. San Diego Christian (11-26-10) 11 - Greg Plater at Long Beach State (11-13-10)
<b>3-Point Field Goal Percentage (min. 4 made)</b>	80.0 (4-5) - D.J. Gay vs. San Diego (12-11-10) 80.0 (4-5) - Kawhi Leonard vs. IUPUI (11-21-10) 80.0 (4-5) - D.J. Gay at Long Beach State (11-13-10)	80.0 (4-5) - David Kyles vs. Wichita State (12-4-10)
<b>3-Point Field Goal Percentage (min. 5 made)</b>	63.6 (7-11) - D.J. Gay at New Mexico (1-15-11)	62.5 (5-8) - Jimmer Fredette at Brigham Young (1-26-11)
<b>Free Throws</b>	10 - Malcolm Thomas vs. New Mexico (2-16-11)	10 - Jimmer Fredette at Brigham Young (1-26-11)
<b>Free Throws Attempted</b>	14 - D.J. Gay at New Mexico (1-15-11) 14 - Kawhi Leonard vs. Green Bay (11-20-10)	11 - Jimmer Fredette vs. Brigham Young (3-12-11) 11 - Jimmer Fredette at Brigham Young (1-26-11) 11 - Kendall Williams at New Mexico (1-15-11)
<b>Free Throw Percentage (min. 7 made)</b>	100.0 (8-8) - D.J. Gay vs. Cal Poly (12-13-10)	100.0 (9-9) - Jorge Gutierrez at California (12-8-10)
<b>Free Throw Percentage (min. 10 made)</b>	83.3 (10-12) - Malcolm Thomas vs. New Mexico (2-16-11)	90.9 (10-11) - Jimmer Fredette at Brigham Young (1-26-11)
<b>Offensive Rebounds</b>	9 - Kawhi Leonard at Brigham Young (1-26-11)	10 - J.R. Cadot at TCU (1-5-11)
<b>Defensive Rebounds</b>	14 - Kawhi Leonard vs. UNLV (1-12-11)	9 - Drew Gordon at New Mexico (1-15-11)
<b>Total Rebounds</b>	17 - Kawhi Leonard vs. UNLV (1-12-11)	14 - Drew Gordon at New Mexico (1-15-11)
<b>Assists</b>	8 - Malcolm Thomas vs. Utah (3-10-11)	9 - Jimmer Fredette vs. Brigham Young (2-26-11)
<b>Blocked Shots</b>	6 - Malcolm Thomas vs. Wyoming (1-29-11) 6 - Malcolm Thomas vs. Saint Mary's (12-1-10)	4 - David Foster vs. Utah (3-10-11) 4 - Noah Hartssock vs. Brigham Young (2-26-11) 4 - David Foster vs. Utah (2-8-11)
<b>Steals</b>	5 - Billy White vs. Brigham Young (3-12-11) 5 - D.J. Gay vs. Utah (2-8-11)	4 - Rahmon Fletcher vs. Green Bay (11-20-10)
<b>Minutes Played</b>	40 - D.J. Gay at UNLV (3-11-11) 40 - D.J. Gay vs. New Mexico (2-16-11) 40 - D.J. Gay at UNLV (2-12-11) 40 - D.J. Gay vs. TCU (2-5-11) 40 - D.J. Gay vs. UNLV (1-12-11) 40 - D.J. Gay at TCU (1-5-11) 40 - D.J. Gay vs. Saint Mary's (12-1-10)	40 - Jimmer Fredette vs. Brigham Young (3-12-11) 40 - Jackson Emery vs. Brigham Young (2-26-11) 40 - Jimmer Fredette vs. Brigham Young (2-26-11) 40 - Matthew Dellavedova vs. Saint Mary's (12-1-10) 40 - Steven Gray at Gonzaga (11-16-10)

## 2010-11 Team Superlatives

SDSU High	SDSU Low	Category	Opponent High	Opponent Low
96 vs. Wyoming (1-29-11)	51 vs. Cal Poly (12-13-10)	<b>Points Scored</b>	80 vs. Brigham Young (2-26-11)	45 vs. Cal Poly (12-13-10)
38 vs. San Diego Christian (11-26-10)	16 vs. Cal Poly (12-13-10)	<b>Field Goals</b>	27 vs. Brigham Young (2-26-11)	14 vs. Cal Poly (12-13-10)
71 vs. Utah (2-8-11)	46 vs. Cal Poly (12-13-10)	<b>Field Goals Attempted</b>	64 - four times	36 vs. IUPUI (11-21-10)
61.0 vs. Occidental (12-31-10)	34.8 vs. Cal Poly (12-13-10)	<b>FG Percentage</b>	51.2 vs. Air Force (1-19-11)	29.2 vs. Cal Poly (12-13-10)
17 vs. Wyoming (1-29-11)	0 vs. Cal Poly, vs. Green Bay	<b>3-Point Field Goals Made</b>	14 vs. Brigham Young (2-26-11)	0 at California (12-8-10)
33 vs. Wyoming (1-29-11)	7 vs. Green Bay, at UNLV	<b>3-Point Field Goals Attempted</b>	28 vs. San Diego Christian (11-26-10)	8 at Colorado State (2-2-11)
53.3 vs. San Diego Christian (11-26-10)	0.0 vs. Cal Poly, vs. Green Bay	<b>3-Point Field Goal Percentage</b>	58.3 vs. Brigham Young (2-26-11)	0.0 at California (12-8-10)
24 at Air Force (2-19-11)	4 vs. San Diego, vs. IUPUI, at TCU	<b>Free Throws Made</b>	26 at New Mexico (1-15-11)	1 vs. Occidental (12-31-10)
36 vs. Green Bay (11-20-10)	4 vs. IUPUI (11-21-10)	<b>Free Throws Attempted</b>	35 at New Mexico (1-15-11)	2 vs. Occidental (12-31-10)
100.0 vs. IUPUI (11-21-10)	43.8 vs. Air Force (1-19-11)	<b>Free Throw Percentage</b>	100.0 vs. San Diego Christian (11-26-10)	50.0 - four times
21 at Air Force (2-19-11)	5 at Colorado State (2-2-11)	<b>Offensive Rebounds</b>	18 vs. UC Santa Barbara (12-18-10)	4 vs. Occidental/vs. Air Force
33 vs. Utah (2-8-11)	16 vs. IUPUI (12-22-10)	<b>Defensive Rebounds</b>	30 at Colorado State (2-2-11)	9 vs. Occidental (12-31-10)
50 vs. Utah, at Air Force	23 vs. IUPUI (12-22-10)	<b>Total Rebounds</b>	40 at Utah (1-8-11)	13 vs. Occidental (12-31-10)
24 at Gonzaga (11-16-10)	8 vs. Northern Colorado (3-17-11)	<b>Fouls</b>	28 vs. Green Bay (11-20-10)	7 vs. Northern Colorado (3-17-11)
1 - eight times	0 - many times	<b>Fouled Out</b>	2 vs. Cal Poly, vs. Green Bay	0 - many times
20 vs. Wyoming (1-29-11)	7 at UNLV (2-12-11)	<b>Assists</b>	18 vs. Brigham Young (2-26-11)	6 vs. San Diego, vs. Wyoming
16 at Gonzaga/vs. Utah	4 vs. San Diego/vs. Utah/vs. No. Colo.	<b>Turnovers</b>	20 vs. Utah (3-10-11)	5 at New Mexico (1-15-11)
11 vs. Wyoming (1-29-11)	1 at Gonzaga (11-16-10)	<b>Blocked Shots</b>	9 at Brigham Young (1-26-11)	0 - many times
10 vs. Wichita State/vs. Utah	1 vs. UC Santa Barbara (12-18-10)	<b>Steals</b>	10 vs. USE, Cal Poly	1 vs. San Diego, vs. TCU
57 vs. UC Santa Barbara, 1st (12-18-10)	16 vs. Cal Poly, 1st (12-13-10)	<b>Points/Half</b>	48 at New Mexico, 2nd (1-15-11)	15 vs. Cal Poly, 1st/Utah, 1st
87.5 vs. Occidental (12-31-10)	30.3 at Air Force, 1st (2-19-11)	<b>FG Percentage/Half</b>	57.9 at California, 2nd (12-8-10)	18.5 vs. Cal Poly, 2nd (12-13-10)
6 vs. UC Santa Barbara (12-18-10)	2 - six times	<b>Double-Figure Scorers</b>	5 vs. Brigham Young (2-26-11)	1 - four times
+29 vs. Occidental (12-31-10)	-10 at California (12-8-10)	<b>Rebound Margin</b>		
+31 vs. Wyoming (1-29-11)	-5 vs. Green Bay (11-20-10)	<b>Halftime Scoring Margin</b>		

# 2010-11 Biggest Leads/Time in Lead/Specialty Stats

Date	Opponent	SDSU Result	SDSU Big Opp Big			Ties	SDSU in			Opp in	Tied	Paint		Off TOs		2nd Ch.		Bench	
			Lead	Lead	Lead		LC	Lead	Lead			Lead	SD	Opp	SD	Opp	SD	Opp	SD
Nov. 13	at Long Beach State	W	81-65	16	7	5	12	24:17	12:39	3:04	46	38	9	12	19	11	14	6	
Nov. 16	% at (11/11) Gonzaga	W	79-76	10	2	1	2	38:29	0:14	1:17	38	26	14	20	24	10	22	9	
Nov. 20	% vs. Green Bay	W	79-70	10	22	0	1	17:21	22:05	0:34	54	24	17	12	11	11	17	6	
Nov. 21	% vs. IUPUI	W	61-46	18	7	2	12	18:35	20:29	0:56	30	16	25	12	15	6	8	6	
Nov. 22	% at Miami	W	77-56	28	11	3	2	128:25	7:31	4:04	34	16	28	11	13	5	24	27	
Nov. 26	SAN DIEGO CHRISTIAN	W	88-69	24	0	0	0	139:45	0:00	0:15	60	20	13	11	17	9	36	13	
Dec. 1	SAINT MARY'S	W	69-55	20	2	1	1	138:30	0:23	1:07	30	24	15	10	16	6	20	17	
Dec. 4	^ WICHITA STATE	W	83-69	17	4	7	12	31:59	4:49	3:12	48	24	18	7	15	5	13	21	
Dec. 8	at California	W	77-57	21	5	3	13	33:46	4:12	2:02	26	26	22	8	7	8	19	6	
Dec. 11	SAN DIEGO	W	77-49	30	7	4	8	125:47	11:13	3:00	34	16	19	2	17	8	21	31	
Dec. 13	CAL POLY	W	51-45	12	4	1	4	129:27	7:52	2:41	28	10	14	13	6	8	3	7	
Dec. 18	UC SANTA BARBARA	W	90-64	29	0	1	0	139:35	0:00	0:25	34	36	25	7	19	11	27	22	
Dec. 21	\$ vs. San Francisco	W	62-56	9	2	13	12	21:27	8:15	10:18	26	28	20	21	12	7	3	12	
Dec. 22	\$ vs. IUPUI	W	56-54	13	4	10	7	21:07	11:43	7:10	32	26	18	17	9	11	8	17	
Dec. 31	OCCIDENTAL	W	93-50	47	0	0	0	139:44	0:00	0:16	46	12	15	5	17	3	36	10	
Jan. 5	* at TCU	W	66-53	19	6	2	8	124:38	13:58	1:24	44	24	23	13	10	9	14	13	
Jan. 8	* at Utah	W	71-62	12	6	6	12	29:04	7:23	3:33	22	30	14	11	11	15	5	13	
Jan. 12	* UNLV	W	55-49	12	4	6	7	132:19	4:31	3:10	26	30	8	9	13	6	9	14	
Jan. 15	* at New Mexico	W	87-77	18	7	1	2	129:36	8:39	1:45	28	16	4	5	12	10	12	13	
Jan. 19	* AIR FORCE	W	68-55	16	6	4	3	126:43	10:42	2:35	26	20	24	8	15	4	10	16	
Jan. 26	* at (9/9) Brigham Young	L	58-71	4	13	7	15	10:13	22:40	7:07	22	26	10	16	13	2	10	4	
Jan. 29	* WYOMING	W	96-57	41	0	0	0	139:56	0:00	0:04	26	22	16	5	13	11	46	5	
Feb. 2	* at Colorado State	W	56-54	8	6	4	4	30:45	5:39	3:36	26	28	5	12	2	5	18	7	
Feb. 5	* TCU	W	60-53	11	6	2	5	128:15	9:34	2:11	24	26	7	6	12	8	7	6	
Feb. 8	* UTAH	W	85-53	34	2	1	1	138:30	0:29	1:01	50	30	23	0	19	11	27	7	
Feb. 12	* at UNLV	W	63-57	12	2	5	3	35:53	1:13	2:54	14	28	4	13	17	10	4	19	
Feb. 16	* NEW MEXICO	W	68-62	14	4	2	3	133:01	6:13	0:46	30	30	14	11	18	14	8	17	
Feb. 19	* at Air Force	W	70-58	15	7	5	11	18:47	15:52	5:21	18	18	10	14	19	2	13	18	
Feb. 26	* (7/7) BRIGHAM YOUNG	L	67-80	2	13	1	1	1:44	1:56	36:20	32	22	10	12	7	9	14	5	
Mar. 1	* at Wyoming	W	85-58	27	6	1	4	129:58	9:20	0:42	52	32	21	13	17	8	35	8	
Mar. 5	* COLORADO STATE	W	66-48	18	4	6	2	26:11	7:42	6:07	32	26	25	7	12	12	12	21	
Mar. 10	` vs. Utah (MWC-QF)	W	64-50	23	2	5	3	132:16	1:24	6:20	28	30	21	21	2	8	17	4	
Mar. 11	` at UNLV (MWC-SF)	W	74-72	12	2	6	6	34:48	1:08	4:04	32	30	16	25	8	13	14	4	
Mar. 12	` vs. (8/8) Brigham Young (MWC-CH)	W	72-54	23	1	1	2	138:16	0:29	1:15	40	16	15	4	21	9	8	2	
Mar. 17	^ vs. No. Colorado (NCAA-2R)	W	68-50	18	1	4	2	138:02	0:16	1:42	28	18	7	2	14	5	12	4	
Mar. 18	^ vs. Temple (NCAA-3R)																		

~ - O'Reilly Auto Parts CBE Classic (neutral games played in Oxford, Ohio). ^ - Mountain West-Missouri Valley Challenge. \$ - Las Vegas Holiday Hoops Classic (South Point Arena). \* - MWC Game. ` - MWC Championship (Thomas & Mack Center; Las Vegas, Nev.). ^ - NCAA Tournament (Tucson, Ariz.). ! - Next to time indicates SDSU did not trail in the second half.

# 2010-11 Offensive Leaders

Player	GP-GS	10+Pts.	20+Pts.	30+Pts.	10+Rebs.	15+Rebs.	10+Ast.	Double-Double	Led SDSU In (includes ties)				Personal W-L-T	
									Pts.	Rebs.	Ast.	Efficiency Hockey +/-		
Brian Carlwell	35-1	3	-	-	1	-	-	-	1	1	-	-	4	24-10-1
Mehdi Cheriet	21-0	-	-	-	-	-	-	-	-	-	-	-	-	11-10-0
Jamaal Franklin	21-0	1	-	-	1	-	-	1	-	-	-	1	-	13-7-1
LaBradford Franklin	17-1	-	-	-	-	-	-	-	-	-	1	-	-	10-5-2
D.J. Gay	35-35	18	4	1	-	-	-	-	6	-	19	2	6	31-4-0
Kawhi Leonard	34-34	31	10	-	23	5	-	23	15	24	10	17	5	31-2-1
James Rahon	35-6	11	-	-	-	-	-	-	2	-	-	-	7	24-10-1
Tim Shelton	29-0	-	-	-	-	-	-	-	-	-	-	-	2	19-8-2
Chase Tapley	32-29	13	1	-	-	-	-	-	4	1	7	3	6	27-4-1
Malcolm Thomas	35-35	20	3	-	12	2	-	9	8	8	9	10	6	30-5-0
Billy White	34-34	17	3	1	2	-	-	2	5	2	4	4	4	26-6-2
Alec Williams	10-0	-	-	-	-	-	-	-	-	-	-	-	-	8-2-0

# Career Offensive Leaders

Player	GP	GS	10+Pts.	20+Pts.	30+Pts.	10+Rebs.	15+Rebs.	10+Ast.	DD	Led SDSU In (includes ties)			Personal W-L-T
										Pts.	Rebs.	Ast.	
Brian Carlwell	98	4	7	-	-	1	-	-	-	1	-	1	44-22-2
Mehdi Cheriet	56	2	4	-	-	-	-	-	-	-	-	-	31-24-1
Jamaal Franklin	21	-	1	-	-	1	-	-	-	-	-	-	14-6-1
LaBradford Franklin	17	1	-	-	-	-	-	-	-	-	-	1	10-5-2
D.J. Gay	138	118	55	9	1	-	-	-	-	17	1	52	99-36-3
Kawhi Leonard	68	67	55	13	-	42	9	-	40	26	43	14	56-11-1
James Rahon	67	23	29	4	-	-	-	-	-	2	-	-	24-10-1
Tim Shelton	76	18	11	-	-	3	-	-	1	3	10	3	53-19-4
Chase Tapley	65	46	26	1	-	-	-	-	-	6	2	12	47-17-1
Malcolm Thomas	101	96	59	10	-	31	5	-	19	16	21	19	54-14-1
Billy White	132	122	61	8	1	5	-	-	4	20	20	4	93-34-5
Alec Williams	22	0	-	-	-	-	-	-	-	-	-	-	13-7-2

# Current/Longest Streaks

Player	Current		Career Lg GP	Current		Career Lg GS	Current Streaks			Career Long Streaks		
	GP Strk	Last GP/DNP		GS Strk	Last GS/DNS		10+Pts.	20+Pts.	10+Rebs.	10+Pts.	20+Pts.	10+Rebs.
Brian Carlwell	69	DNP-3/31/09	69	-	GS-12/31/10	3	-	-	-	1	-	1
Mehdi Cheriet	-	GP-3/5/11	29	-	GS-2/7/09	2	-	-	-	2	-	-
Jamaal Franklin	6	DNP-2/26/11	6	-	-	-	-	-	-	1	-	1
LaBradford Franklin	-	GP-3/1/11	13	-	GS-12/13/10	1	-	-	-	-	-	-
D.J. Gay	138	DNP-3/19/07	138	69	DNS-3/31/09	69	-	-	-	7	2	-
Kawhi Leonard	24	DNP-12/13/10	44	24	DNS-12/13/10	38	13	2	1	13	2	8
James Rahon	35	DNP-3/18/10	35	11	DNS-2/5/11	12	1	-	-	7	3	-
Tim Shelton	9	DNP-2/12/11	20	-	GS-1/13/10	6	-	-	-	4	-	1
Chase Tapley	9	DNP-2/12/11	29	-	DNS-2/8/11	15	2	-	-	3	-	-
Malcolm Thomas	69	DNP-3/31/09	69	66	DNS-11/19/09	66	-	-	-	12	2	4
Billy White	20	DNP-12/31/10	58	20	DNS-12/31/10	31	5	-	2	8	2	2
Alec Williams	-	GP-3/1/11	4	-	-	-	-	-	-	-	-	-

# Longest Runs

	DATE	RUN	TIME	NOTE
at Miami (Ohio)	Nov. 22	25-0	10:27	Aztecs break a 39-39 tie with 25 straight points; Gay 9 pts., Rahon 6 pts., Leonard 6 pts.
Wyoming	Jan. 29	16-0	7:15	The 16-0 run began in the final 4:37 of the first half; SDSU made six threes during the spurt
at Miami (Ohio)	Nov. 22	16-0	4:06	Rahon 7 pts., five Aztecs score as SDSU goes from 11 down to up five
vs. IUPUI	Nov. 21	15-0	3:45	Rahon 5 pts., White 4 pts., Leonard 3 pts., Tapley 3 pts.
Wyoming	Jan. 29	*14-0	3:30	SDSU opens game on 14-0 run; White 6 pts., Tapley 5 pts.; Two dunks
UC Santa Barbara	Dec. 18	14-0	4:22	Thomas scores seven points as SDSU makes late first-half run to go up by 26
Wichita State	Dec. 4	14-0	2:11	Billy White scores nine points in SDSU's run that pushes that puts SDSU up 60-47
Saint Mary's	Dec. 1	14-0	3:42	After trailing 2-0, SDSU scores next 14 points; White 7 pts.
vs. Northern Colorado	Mar. 17	13-0	6:08	Rahon has 8 pts. during the run; Rahon and Gay make back-to-back 3FGs
at TCU	Jan. 5	13-0	2:54	Aztecs take lead from five to 18 with second-half spurt; SDSU has three dunks during run
Occidental	Dec. 31	13-0	2:21	Rahon starts run with consecutive three-point FGs; Aztecs make all six FGA during run
vs. IUPUI	Dec. 22	13-0	3:05	Aztecs break open a second-half tie with a 13-0 run; Five players score, White 4 pts.
at New Mexico	Jan. 15	12-0	2:59	SDSU goes from down seven to up five points mid-way through the first half; Tapley 6 pts.
at California	Dec. 8	12-0	2:21	Aztecs take a nine-point advantage to 21 in the second half at California; Leonard 5 pts.
at Wyoming	Mar. 1	11-0	3:39	SDSU opens game up with late first half run that carries over to 2nd half; Leonard 7 pts.
at Wyoming	Mar. 1	11-0	4:38	Aztecs go from down 15-14 to up 25-15; Carlwell's four points lead the way
Wyoming	Jan. 29	11-0	4:21	Five different SDSU players score during 11-0 first-half run
Air Force	Jan. 19	11-0	2:42	SDSU scores final nine points of the first half and first basket of second half; Gay 5 pts.
Occidental	Dec. 31	11-0	3:04	SDSU uses 11-0 run to open up 35 point lead; Leonard 4 pts., Thomas 4 pts., Rahon 3 pts.
Cal Poly	Dec. 13	11-0	4:45	Billy White caps run by scoring final four points; SDSU builds 29-17 second-half lead
at Long Beach State	Nov. 13	11-0	2:53	Rahon makes three consecutive three-point field goals
vs. Northern Colorado	Mar. 17	10-0	2:23	Billy White scores first five points of a 10-0 run
Colorado State	Mar. 5	10-0	3:02	After CSU takes a two-point lead by scoring first basket of second half, SDSU responds
at Utah	Jan. 8	10-0	2:52	Gay scores the final eight points of this second half run that takes the lead to 11 points
San Diego	Dec. 11	10-0	2:53	Aztecs get two three-point field goals from D.J. Gay to build a 48-30 advantage
vs. IUPUI	Nov. 21	10-0	2:41	Leonard 6 pts. and White 4 pts.
Saint Mary's	Dec. 1	10-0	3:50	LaBradford Franklin scores four points in SDSU's second half run
vs. Green Bay	Nov. 20	10-0	2:49	Tapley scores four points on this run that was on either side of halftime
vs. Brigham Young	Mar. 12	9-0	3:57	SDSU gets second half run to push advantage to 18 points
at UNLV	Mar. 11	9-0	2:37	Whites has 4 pts. during 9-0 run in MWC semifinals
Colorado State	Mar. 5	9-0	3:25	Whites scores five points during this late second half run
at Colorado State	Feb. 2	9-0	3:24	White, Rahon, Thomas and Leonard all score during this second half run to put SDSU up
at New Mexico	Jan. 15	9-0	0:43	Gay hits two straight threes to end the first half and knocks down another one to open 2nd
at TCU	Jan. 5	9-0	3:24	SDSU scores final four points of first half and first five of second half to open 8-point lead
San Diego	Dec. 11	9-0	2:20	Thomas scores seven points as SDSU takes a first-half lead against San Diego
Wichita State	Dec. 4	9-0	1:58	Four players help SDSU go on late first-half run
Saint Mary's	Dec. 1	9-0	2:47	Aztecs push lead from four to 13; Tapley scores seven straight during the run
at Miami (Ohio)	Nov. 22	9-0	2:43	Part of a 25-2 run, SDSU gets six points from Thomas during the 9-0 run
vs. Green Bay	Nov. 20	9-0	1:15	Aztecs trailed 30-10 in the first half, before scoring nine straight points; Thomas 5 pts.

\* - Streak opened the game.

	DATE	RUN	TIME	NOTE
at Miami (Ohio)	Nov. 22	32-4 (+28)	12:08	Aztecs used a 25-0 run inside the 32-4 spurt to break a 39-39 tie; Gay 14 pts.
at Wyoming	Mar. 1	31-7 (+24)	13:32	SDSU takes control, going from down five to up 19 pts.; Thomas 7 pts., Leonard 6 pts.
at TCU	Jan. 5	30-6 (+24)	9:15	SDSU goes from down six to up 18 following the run; Thomas 10 pts., Leonard 8 pts.
at Miami (Ohio)	Nov. 22	25-2 (+23)	8:14	Aztecs go from down 11 to up 12; Rahon 9 pts., Thomas 6 pts. during spurt
vs. IUPUI	Nov. 21	25-4 (+21)	10:10	Aztecs trailed by three points, but led by 18 points after the 25-4 run; Leonard 9 pts.
vs. Utah	Feb. 8	21-3 (+18)	4:07	Aztecs trailed, 7-6, before going on run and wound up leading 28-9; Carlwell 6 pts.
Wichita State	Dec. 4	21-3 (+18)	3:22	Aztecs trailed 47-46 before 21-3 run put SDSU up 17; White 11 pts. during run
UC Santa Barbara	Dec. 18	22-5 (+17)	7:22	Aztecs use late first half spurt and early second half spurt to push 12 point lead to 29
Cal Poly	Dec. 13	20-4 (+16)	13:11	Aztecs go from down four to up 12; Run covers both sides of halftime
Air Force	Jan. 19	23-8 (+15)	10:06	SDSU goes from down five to up 10; Gay 8 pts., Leonard 4 pts.
San Diego	Dec. 11	16-2 (+14)	5:12	Aztecs take an eight-point lead to 22; Gay 6 pts., Leonard 5 pts.
San Diego	Dec. 11	16-3 (+13)	5:18	Aztecs rally from seven down to take a six point lead at intermission; Thomas 11 pts.
at New Mexico	Jan. 15	14-1 (+13)	3:36	SDSU scores 12 unanswered before settling for 14-1 run to take six-point first-half lead
vs. Green Bay	Nov. 20	18-5 (+13)	6:19	Aztecs trailed 28-7, but used an 18-5 run to close within eight pts.; Thomas 9 pts.
at Air Force	Feb. 19	16-4 (+12)	4:12	Aztecs push lead from 3 to 15 with 2nd half run; Leonard 6 pts., Thomas 5 pts.
at Utah	Jan. 8	17-5 (+12)	4:00	Leonard scores eight points and Gay scores six points during this early 2nd half run
at Long Beach State	Nov. 13	15-3 (+12)	4:13	Aztecs close game on 15-3 run; Gay 7 pts., Leonard 4 pts., White 4 pts.

# San Diego State Season/Career Highs

## #0 • ALEC WILLIAMS

	Season	Career
Points	9 vs. Occidental, 12-31-10	11 vs. Pomona-Pitzer, 12-31-09
Rebounds	4 - three times	7 vs. UC San Diego, 11-14-09
Assists		1 - three times
Steals		-
Blocked Shots	1 vs. Occidental, 12-31-10	1 - two times
Minutes	14 vs. Occidental, 12-31-10	21 vs. UC San Diego, 11-14-09

## #3 • LABRADFORD FRANKLIN

	Season/Career
Points	9 vs. San Diego Christian, 11-26-10
Rebounds	3 vs. Saint Mary's, 12-1-10
Assists	6 vs. San Diego Christian, 11-26-10
Steals	2 vs. Cal Poly, 12-13-10
Blocked Shots	
Minutes	23 vs. Cal Poly, 12-13-10

## #4 • MALCOLM THOMAS

	Season	Career
Points	22 vs. New Mexico, 2-16-11	28 vs. Utah, 2-20-10
Rebounds	16 vs. UNLV, 1-12-11	16 - two times
Assists	8 vs. Utah, 3-10-11	8 vs. Utah, 3-10-11
Steals	2 - four times	4 vs. UNLV, 2-13-10
Blocked Shots	6 - two times	6 - four times
Minutes	38 at Air Force, 2-19-11	42 vs. Portland, 3-7-08

## #5 • BRIAN CARLWELL

	Season	Career
Points	15 at Wyoming, 3-1-11	15 at Wyoming, 3-1-11
Rebounds	10 vs. Wyoming, 1-29-11	10 vs. Wyoming, 1-29-11
Assists	2 at Gonzaga, 11-16-10	4 at Brigham Young, 2-24-10
Steals	1 - six times	2 vs. UC San Diego, 11-14-09
Blocked Shots	3 vs. Wyoming, 1-29-11	3 - three times
Minutes	23 vs. Occidental, 12-31-10	27 vs. UC San Diego, 11-14-09

## #10 • TIM SHELTON

	Season	Career
Points	8 vs. Green Bay, 11-20-10	17 - two times
Rebounds	5 vs. UC Santa Barbara, 12-18-10	12 vs. UNLV, 3-7-09
Assists	2 - three times	4 - three times
Steals	2 at Miami (Ohio), 11-22-10	3 vs. Seattle, 11-28-08
Blocked Shots	1 vs. IUPUI, 12-22-10	3 at Air Force, 1-3-09
Minutes	20 - two times	35 at Air Force, 1-3-09

## #11 • JAMES RAHON

	Season	Career
Points	15 - four times	25 - two times
Rebounds	4 - two times	5 vs. Portland, 2-28-09
Assists	3 - three times	5 - two times
Steals	3 at Miami (Ohio), 11-22-10	3 at Miami (Ohio), 11-22-10
Blocked Shots	1 at TCU, 1-5-11	1 at TCU, 1-5-11
Minutes	37 vs. Cal Poly, 12-13-10	43 vs. Portland, 2-28-09

## #15 • KAWHI LEONARD

	Season	Career
Points	23 - two times	26 vs. Wyoming, 2-10-10
Rebounds	17 vs. UNLV, 1-12-11	21 at UNLV, 3-13-10
Assists	5 vs. Wichita State, 12-4-10	5 - four times
Steals	4 vs. Wichita State, 12-4-10	4 - two times
Blocked Shots	2 - four times	3 vs. Tennessee, 3-18-10
Minutes	38 - two times	39 at Air Force, 3-6-10

## #21 • JAMAAL FRANKLIN

	Season/Career
Points	13 vs. Utah, 2-8-11
Rebounds	10 vs. Utah, 2-8-11
Assists	2 vs. Utah, 2-8-11
Steals	2 vs. Utah, 3-10-11
Blocked Shots	2 vs. Cal Poly, 12-13-10
Minutes	20 vs. Cal Poly, 12-13-10

## #22 • CHASE TAPLEY

	Season	Career
Points	24 vs. Wyoming, 1-29-11	24 vs. Wyoming, 1-29-11
Rebounds	8 at Air Force, 2-19-11	8 at Air Force, 2-19-11
Assists	5 - three times	9 vs. Pomona-Pitzer, 12-31-09
Steals	4 vs. IUPUI, 11-21-10	4 - two times
Blocked Shots	1 - five times	2 - two times
Minutes	32 vs. IUPUI, 12-22-10	32 at New Mexico, 2-6-10

## #23 • D.J. GAY

	Season	Career
Points	30 at New Mexico, 1-15-11	30 at New Mexico, 1-15-11
Rebounds	6 vs. Green Bay, 11-20-10	6 - three times
Assists	6 - four times	7 - two times
Steals	5 vs. Utah, 2-8-11	5 - two times
Blocked Shots	1 - two times	1 - eight times
Minutes	40 - six times	45 at New Mexico, 2-6-10

## #32 • BILLY WHITE

	Season	Career
Points	30 at Gonzaga, 11-16-10	30 at Gonzaga, 11-16-10
Rebounds	13 vs. No. Colorado, 3-17-11	13 vs. No. Colorado, 3-17-11
Assists	4 - two times	4 - six times
Steals	5 - vs. Brigham Young, 3-12-11	5 - two times
Blocked Shots	3 - three times	4 - three times
Minutes	34 - two times	43 at San Diego, 12-2-09

## #42 • MEHDI CHERIET

	Season	Career
Points	8 vs. Wyoming, 1-29-11	14 - two times
Rebounds	3 - three times	6 - two times
Assists	2 vs. Occidental, 12-31-10	2 - four times
Steals	1 - three times	2 vs. TCU, 1-28-09
Blocked Shots	2 at California, 12-8-10	2 at California, 12-8-10
Minutes	24 vs. Occidental, 12-31-10	30 at UNLV, 2-3-09

# 2010-11 Miscellaneous Statistics

San Diego State's Record When...			
Category	2010-11 Season	Fisher Era	SDSU Streak
Home	14-1	140-48	Won 1
Away	12-1	64-89	Won 5
Neutral	7-0	27-14	Won 7
Scoring First	22-2		Won 6
Opponent Scores First	11-0		Won 11
Leading at Half	25-1	175-39	Won 11
Trailing at Half	5-1	43-110	Lost 1
Tied at Half	3-0	13-2	Won 4
Leading with 5:00 Left	33-0		Won 45
Trailing with 5:00 Left	0-2		Lost 7
Tied with 5:00 Left			Won 1
In Overtime		10-13	Lost 1
SDSU Outrebounds Opp.	24-2	165-61	Won 4
SDSU is Outrebounded	8-0	60-85	Won 9
Opp. Commits More TOs	19-1	140-48	Won 5
SDSU Commits More TOs	10-1	78-93	Won 4
SDSU More FT Attempts	20-1	165-51	Won 5
Opp. More FT Attempts	10-1	57-97	Won 2
SDSU Shoots Better than Opp.	28-0	185-33	Won 37
Opp. Shoots Better than SDSU	5-2	41-116	Lost 1
SDSU Shoots 50% or Better	12-0	88-14	Won 17
SDSU Shoots 40-50%	15-0	111-68	Won 16
SDSU Shoots 40% or Less	6-2	31-69	Won 1
Opp. Shoots 50% or Better	1-0	20-51	Won 1
Opp. Shoots 40-50%	10-2	100-87	Won 2
Opp. Shoots 40% or Less	22-0	111-13	Won 22
SDSU Bench Outscores Opp.	19-2	117-62	Won 5
Opp. Bench Outscores SDSU	14-0	110-82	Won 14
SDSU Scores Less Than 60	4-1	18-51	Won 1
SDSU Scores Between 60-69	11-1	65-62	Won 3
SDSU Scores Between 70-79	9-0	81-21	Won 22
SDSU Scores Between 80-89	6-0	54-15	Won 7
SDSU Scores Between 90-99	3-0	12-2	Won 5
SDSU Scores 100+		1-0	Won 24
Opp. Scores Less Than 60	23-0	106-10	Won 33
Opp. Scores Between 60-69	6-0	74-36	Won 6
Opp. Scores Between 70-79	4-1	47-53	Won 1
Opp. Scores Between 80-89	0-1	4-35	Lost 6
Opp. Scores Between 90-99		0-14	Lost 24
Opp. Scores 100+		0-3	Lost 9
Wearing Black	7-1		Won 2
Wearing Red	6-0		Won 6
Wearing White	20-1		Won 5
On Monday	2-0		Won 3
On Tuesday	4-0		Won 10
On Wednesday	8-1		Won 2
On Thursday	2-0		Won 2
On Friday	3-0		Won 7
On Saturday	13-1		Won 2
On Sunday	1-0		Won 1
In November	6-0		Won 7
In December	9-0		Won 12
In January	6-1		Won 1
In February	6-1		Lost 1
In March	6-0		Won 6

## LEADS AND DEFICITS

SDSU Biggest Halftime Lead	31 vs. Wyoming (1-29-11)
SDSU Biggest Halftime Lead Lost	10 at UNLV (3-11-11)
SDSU Biggest Halftime Lead Lost in a Loss	1 at Brigham Young (1-26-11)
SDSU Biggest Halftime Deficit	5 vs. Green Bay (11-20-10)
SDSU Biggest Halftime Deficit Overcome	5 vs. Green Bay (11-20-10)
SDSU Biggest Halftime Deficit Overcome for Victory	5 vs. Green Bay (11-20-10)
SDSU Biggest Lead	47 vs. Occidental (12-31-10)
SDSU Biggest Lead Lost	10 at Gonzaga/at UNLV
SDSU Biggest Lead Lost in a Loss	4 at Brigham Young (1-26-11)
SDSU Biggest Deficit	22 vs. Green Bay (11-20-10)
SDSU Biggest Deficit Overcome	22 vs. Green Bay (11-20-10)
SDSU Biggest Deficit Overcome for Victory	22 vs. Green Bay (11-20-10)

## DUNKS

	SEASON
Malcolm Thomas	.35
Billy White	.22
Kawhi Leonard	.18
Brian Carlwell	.16
Jamaal Franklin	.6
Chase Tapley	.2
Alec Williams	.1
<b>TOTAL</b>	<b>.100</b>

## TOP SCORING PERFORMANCES

30, D.J. Gay at New Mexico* (1-15-11)
30, Billy White at Gonzaga (11-16-10)
24, Chase Tapley vs. Wyoming* (1-29-11)
24, Billy White vs. Wichita State (12-4-10)
23, Kawhi Leonard vs. San Francisco (12-21-10)
23, Kawhi Leonard vs. Green Bay (11-20-10)
22, Kawhi Leonard vs. New Mexico* (2-16-11)
22, Malcolm Thomas vs. New Mexico* (2-16-11)
22, Kawhi Leonard at Brigham Young* (1-26-11)
21, Kawhi Leonard vs. No. Colorado (3-17-11)
21, Billy White vs. Brigham Young (3-12-11)
21, Kawhi Leonard at Long Beach State (11-13-10)

## TOP REBOUNDING PERFORMANCES

17, Kawhi Leonard vs. UNLV* (1-12-11)
16, Malcolm Thomas vs. UNLV* (1-12-11)
15, Kawhi Leonard at Air Force* (2-19-11)
15, Kawhi Leonard at Colorado State* (2-2-11)
15, Kawhi Leonard at Brigham Young* (1-26-11)
15, Kawhi Leonard at New Mexico* (1-15-11)
15, Malcolm Thomas vs. Cal Poly (12-13-10)
14, Kawhi Leonard vs. Utah* (2-8-11)
14, Malcolm Thomas vs. TCU* (2-5-11)
14, Malcolm Thomas at Utah* (1-8-11)
14, Kawhi Leonard vs. San Francisco (12-21-10)
13, Billy White vs. No. Colorado (3-17-11)
13, Kawhi Leonard at Brigham Young* (2-26-11)
13, Malcolm Thomas at Air Force* (2-19-11)
13, Kawhi Leonard vs. San Diego (12-11-10)
13, Kawhi Leonard at Miami (Ohio) (11-22-10)
12, Billy White vs. Brigham Young (3-12-11)
12, Kawhi Leonard vs. Utah` (3-10-11)
12, Kawhi Leonard vs. Colorado State* (3-5-11)
12, Kawhi Leonard vs. Wichita State (12-4-10)
12, Kawhi Leonard at Gonzaga (11-16-10)

12, Kawhi Leonard at Long Beach State (11-13-10)

## TOP ASSIST PERFORMANCES

8, Malcolm Thomas vs. Utah` (3-10-11)
6, D.J. Gay vs. Utah* (2-8-11)
6, D.J. Gay vs. TCU* (2-5-11)
6, D. J. Gay at TCU* (1-5-11)
6, D.J. Gay vs. Wichita State (12-4-10)
6, LaBradford Franklin vs. San Diego Christian (11-26-10)
6, Malcolm Thomas at Long Beach State (11-13-10)
5, Malcolm Thomas at UNLV (3-11-11)
5, D.J. Gay at Air Force* (2-19-11)
5, Kawhi Leonard vs. Utah* (2-8-11)
5, Chase Tapley vs. IUPUI (12-22-10)
5, Chase Tapley vs. UC Santa Barbara (12-18-10)
5, Kawhi Leonard vs. Wichita State (12-4-10)
5, D.J. Gay vs. San Diego Christian (11-26-10)

## TOP 3-POINT FG PERFORMANCES

7, D. J. Gay at New Mexico* (1-15-11)
6, D.J. Gay vs. Air Force* (1-19-11)
5, James Rahon vs. Occidental (12-31-10)
4, D.J. Gay vs. Wyoming* (1-29-11)
4, James Rahon vs. Wyoming* (1-29-11)
4, D.J. Gay at Utah* (1-8-11)
4, D.J. Gay vs. UC Santa Barbara (12-18-10)
4, Chase Tapley vs. UC Santa Barbara (12-18-10)
4, D.J. Gay vs. San Diego (12-11-10)
4, D.J. Gay at California (12-8-10)
4, D.J. Gay at Miami (Ohio) (11-22-10)
4, Kawhi Leonard vs. IUPUI (11-21-10)
4, D.J. Gay at Long Beach State (11-13-10)
4, James Rahon at Long Beach State (11-13-10)

## GAMES MISSED DUE TO INJURY OR ILLNESS

	SEASON
Tim Shelton	.3
Chase Tapley	.3
Kawhi Leonard	.1
Billy White	.1
<b>TOTAL</b>	<b>.8</b>